



2016 BUFFALO BILLS



MEDIA GUIDE





RUN DEEP

2016 BUFFALO BILLS SCHEDULE

PRESENTED BY  ELLICOTT
HOTELS

PRESEASON

SATURDAY, AUG. 13 INDIANAPOLIS 7:00 p.m.

SATURDAY, AUG. 20 NEW YORK GIANTS 4:00 p.m.

FRIDAY, AUG. 26 AT WASHINGTON 7:30 p.m.

THURSDAY, SEPT. 1 AT DETROIT 7:30 p.m.

■ HOME

■ AWAY

*Subject to flex scheduling
All game times are ET

REGULAR SEASON

SUNDAY, SEPT. 11 AT BALTIMORE 1:00 p.m.

THURSDAY, SEPT. 15 NEW YORK JETS 8:25 p.m.

SUNDAY, SEPT. 25 ARIZONA 1:00 p.m.

SUNDAY, OCT. 2 AT NEW ENGLAND 1:00 p.m.

SUNDAY, OCT. 9 AT LOS ANGELES *4:25 p.m.

SUNDAY, OCT. 16 SAN FRANCISCO *1:00 p.m.

SUNDAY, OCT. 23 AT MIAMI *1:00 p.m.

SUNDAY, OCT. 30 NEW ENGLAND *1:00 p.m.

MONDAY, NOV. 7 AT SEATTLE 8:30 p.m.

>>> BYE <<<

SUNDAY, NOV. 20 AT CINCINNATI *1:00 p.m.

SUNDAY, NOV. 27 JACKSONVILLE *1:00 p.m.

SUNDAY, DEC. 4 AT OAKLAND *4:05 p.m.

SUNDAY, DEC. 11 PITTSBURGH *1:00 p.m.

SUNDAY, DEC. 18 CLEVELAND *1:00 p.m.

SATURDAY, DEC. 24 MIAMI 1:00 p.m.

SUNDAY, JAN. 1 AT NEW YORK JETS *1:00 p.m.



More publications available at:

www.retroseasons.com/library/

index optimized for online use -- Just enter specific page number to go to that page.

10-Sack Seasons36
 100-Yard Receiving Performances212
 100-Yard Rushing Performances216
 2015 Bills Superlatives68
 2015 Opponent Superlatives69
 2015 Player Participation86
 2015 Review63
 2016 Media Information4
 2016 Player Photos & Information227
 2016 Roster228
 2016 Schedule2
 300-Yard Passing Performances211
 ADPRO Sports Training Center221
 All-Time Coaches191
 All-Time Draft202
 All-Time Coaching Records39
 All-Time Roster193
 Bills by the Numbers208
 Bills Franchise Timeline89
 BIOGRAPHIES
 Coaching Staff
 April III, Bobby26
 Blake, John27
 Crossman, Danny25
 Giuliani, Mike43
 Kromer, Aaron28
 Kromer, Zak44
 Lal, Sanjay29
 Lee, David30
 Lynn, Anthony31
 Lynn, D'Anton32
 McDonald, Tim33
 Meyer, Pat34
 Palmer, Chris35
 Rebrovich, Jason36
 Reed, Ed37
 Roman, Greg23
 Ryan, Rex20
 Ryan, Rob38
 Smith, Eric39
 Smith, Kathryn40
 Sparano, Tony41
 Thurman, Dennis24
 Weeks, Jeff42
 Vrable, Jason43
 Young, Laura44
 Executives and Front Office
 Berchtold, Scott17
 Brandon, Gregg16
 Brandon, Russ10
 Cravotta, Frank13
 Evans, Dan18
 Geitter, Gretchen18
 LaMattina, Chuck13
 Major, Andy19
 Munson, Bill19
 Overdorf, Jim17
 Pegula, Terry7
 Pegula, Kim7
 Popko, Bruce14
 Preisler, Mark14
 Rossi, Brent15
 Whaley, Doug12
 Wheat, Dave16

Players
 UPDATED PLAYER BIOS Available Online
 Staff
 Certified Athletic Trainers52
 Equipment53
 Football Administration50
 Medical Staff51
 Player Personnel47
 Bills Staff Photos55
 Strength and Conditioning44
 Video54
 PSE Staff
 Vice Presidents60
 PSE Staff Photos61
 Buffalo Bills All-Time Helmets15
 Buffalo Bills All-Time Logos40
 Buffalo Bills in the Community226
 Buffalo Bills Online Newsroom207
 Buffalo Bills on MSG WNY225
 Buffalo Bills Radio Network224
 Buffalo After the Bye181
 Buffalo Bills Firsts184
 Bills Wall of Fame97
 Buffalo Pro Football History187
 Fan Information223
 Home Field History222
 How the Bills Got Their Name219
 The John Murphy Show224
 Overtime Games162
 Player Photos230
 Players of the Week/Month189
 Preseason Record vs. Opponent182
 Preseason Results183
 Prime Time Games163
 Pro Bowl Notes188
 Pro Bowl Selections (Alphabetical)186
 Pro Bowl Selections (Year-by-year)185
 Pro Football Hall of Fame92
 Ralph C. Wilson Distinguished Service Award190
 Ralph Wilson Stadium Facts221
 Records vs. opponents182
 Record Book Available Online
 Roster228
 Series Scores with Opponents177
 Stadium Seating Chart221
 Bills Staff Directory6
 PSE Staff Directory59
 Training Camp220
 Warmest/Coldest Games37
 Year-by-Year Season Stats106
 YEAR-BY-YEAR
 Attendance167
 Defense166
 Home/Away Record164
 Interceptions176
 Kick Scoring175
 Kickoff Returns174
 Offense161
 Passing170
 Punt Returns173
 Punting172
 Receiving169
 Rushing168
 Scoring171

2016 MEDIA INFORMATION

The 2016 Buffalo Bills media guide has been prepared to assist all members of the media in their coverage of the team. Should you need further assistance, please contact a member of the team's media relations staff.

CREDENTIAL REQUESTS: All credential requests must be made online at www.buffalobills.com/media.

MEDIA REQUESTS: Requests for photos, interviews and other general information about the Buffalo Bills should be directed to the Bills' Media Relations Department.

DAY OF THE GAME: The Press Will Call window is located on the west side of the stadium at Gate 1. To access the press box, enter through the Media Gate and walk towards the indoor club. The press box is located on the first floor above ground level. The press box attendant will check your credential for admittance to the box. Media parking is limited and must be arranged no later than Wednesday prior to each home game.

MEDIA TELEPHONES: Pool phones are provided for media use in the press box. Those who need to make arrangements for individual telephone lines in the press box need to contact Kate at Verizon at 716-863-2259.

BUFFALO BILLS

One Bills Drive, Orchard Park, NY 14127
(716) 648-1800

Scott Berchtold

Sr. Vice President/Communications
(716) 312-8701
scott.berchtold@bills.nfl.net

Chris Jenkins

Exec. Director of Media Relations
(716) 312-8702
chris.jenkins@bills.nfl.net

Kevin Kearns

Manager of Media Relations
(716) 312-8704
kevin.kearns@bills.nfl.net

Chris Fanelli

Coordinator of Media Relations
(716) 312-8717
chris.fanelli@bills.nfl.net

FAX: Media Relations—(716) 312-8801 **Press Box Number:** (716) 312-8711 **Web Site:** www.buffalobills.com/media

■ The 2016 media guide was prepared by the Buffalo Bills media relations department: Scott Berchtold, Chris Jenkins, Kevin Kearns and Chris Fanelli. Special assistance was provided by Michael Haim, James Donovan and Kristy Boncal. Editors Emeritus – Joe Assad, Chuck Burr, Mark Dalton, Jack Horrigan, Matt Heidt, Bill Hudock, Denny Lynch, Rusty Martin, Dominick Rinelli, Don Phinney, Dave Senko, Mike Shaw and L. Budd Thalman. Certain Statistical Analysis in past years done by Dave Owczarzak and Paul Kovacs as well as the Elias Sports Bureau.

■ The Buffalo Bills 2016 media guide is published by the Buffalo Bills Football Team, Inc. Cover and design elements by Danielle Podeszek. Layout and page design by Kevin Kearns. Copyright 2016 by the Buffalo Bills. All rights reserved. Permission to reprint any information from this media guide to reporters covering the Buffalo Bills is granted. Anyone wishing to utilize any of the information contained within this media guide for purposes other than journalistic ones, such as use on a commercial website or other similar outlet, must obtain permission from the Buffalo Bills Media Relations Department. No exceptions granted without prior written approval from the Buffalo Bills.

FOLLOW @BUFFALOBILLSPR ON TWITTER

Be sure to follow @BuffaloBillsPR on Twitter for:

- In-game notes
- Injury report updates
- Postgame notes
- Upcoming media availability sessions
- Team announcements
- Scheduled radio appearances
- Coach/Player feature stories





STAFF

2016 BUFFALO BILLS STAFF

EXECUTIVE

Terry Pegula Owner/CEO
 Russ Pegula Owner
 Russ Brandon Managing Partner and President
 Doug Whaley General Manager
 Frank Cravotta EVP of Creative Services
 Chuck LaMattina EVP of Finance & Business Operations
 Bruce Popko EVP of Business Development
 Mark Preisler EVP of Media & Content
 Brent Rossi EVP of Marketing & Brand Strategy

Jason Barbarino
 Collin Dotterer
 Ron Hughes
 Buddy Nix

Personnel Assistant
 Player Personnel Assistant
 Special Assistant
 Special Assistant
 John Murphy
 Simon Tuckey

Videographer/Editor
 Bills Insider
 Administrative Assistant
 Play-by-play/Host
 Videographer/Editor

FOOTBALL ADMINISTRATION

Michael Lyons Director of Analytics
 Kevin Meganck Director of Football Operations
 Don Purdy Director of Football Administration
 Peter Linton System Analyst
 Gail Zielsinski Administrative Assistant

MEDICAL STAFF

Dr. Les Bisson Medical Director
 Dr. Marc Fineberg Team Orthopedist
 Dr. Andrew Cappuccino Team Orthopedist (Spine)
 Dr. Tom White Team Internist
 Dr. Greg Hudecki Team Dentist

FRONT OFFICE

Dave Wheat Chief Administrative Officer
 Gregg Brandon EVP & General Counsel
 Jim Overdorf Senior Vice President, Football Administration
 Dan Evans Vice President, Information Technology
 Gretchen Geitner Vice President, Community Relations
 Andy Major Vice President, Operations & Guest Experience
 Bill Munson Vice President of Government Relations and External Affairs
 Toni Addeo Executive Assistant (Managing Partner and President)

CERTIFIED ATHLETIC TRAINERS

Bud Carpenter Director of Athletic Training Operations
 Shone Gipson Head Athletic Trainer
 Chris Fischetti Head of Rehabilitation & Injury Management Services
 Greg McMillen Athletic Trainer/Physical Therapist

SECURITY

Chris Clark Senior Director of Security
 Paul Sortisio Director of Security
 Marty McLaughlin Security Manager

COACHES

Rex Ryan Head Coach
 Greg Roman Offensive Coordinator
 Dennis Thurman Defensive Coordinator
 Danny Crossman Special Teams Coordinator
 Bobby April III Linebackers
 John Blake Defensive Line
 Aaron Kromer Offensive Line
 Sanjay Lal Wide Receivers
 David Lee Quarterbacks
 Anthony Lynn Assistant HC/Running Backs
 D'Anton Lynn Defensive Assistant
 Tim McDonald Defensive Backs
 Pat Meyer Offensive Assistant
 Chris Palmer Senior Offensive Assistant
 Jason Brebrovich Defensive Line
 Ed Reed Assistant Defensive Backs
 Rob Ryan Assistant Head Coach/Defense
 Eric Smith Special Teams Assistant
 Kathryn Smith Quality Control-Special Teams
 Tony Sparano Tight Ends
 Jason Vrable Assistant Quarterbacks
 Jeff Weeks Outside Linebackers
 Mike Giuliani Coaching Assistant
 Zak Kromer Coaching Assistant
 Laura Young Assistant to the Head Coach

EQUIPMENT

Jeff Mazurek Director of Equipment Operations
 Spencer Haws Assistant Equipment Manager
 Randy Ribbeck Assistant Equipment Manager
 Scott More Equipment Assistant

STADIUM OPERATIONS

Matt Hunter Senior Director of Stadium Operations
 Joe Frandina Director of Construction Management
 Aaron Ramella Head Groundskeeper/Director of Grounds
 Bob Schatz Assistant Director of Stadium Operations
 Barb Bork Operations Assistant
 Dave Boehm Construction Management
 Sally Cataldo Administrative Assistant
 Tom Christen Operations Associate
 Bill Connell Operations Associate
 Keith Hargraves Operations Associate
 Dennis Mill Operations Associate
 Rick Morrow Mailroom Associate
 Steve Mount Operations Associate
 Erick Pierce Shipping and Receiving Coordinator
 Greg Przywara Operations Associate
 Joe Selapak Operations Associate
 Nick Shuskie General Maintenance
 Andrew Wagner General Maintenance
 Jim Willibey Operations Associate
 Russ Zink Operations Associate

VIDEO

Greg Estes Video Director
 Wes Burnard Assistant Video Director
 Dexter Carlo Video Assistant
 Mike O'Shea Video Assistant

BUSINESS OPERATIONS

Barb Evans Director of Human Resources
 Julie Lantaff Director of Business Operations
 Kathryn D'Angelo Counsel
 Celinda Santiago Mathews Administrative Assistant
 Amanda Shevchuk Manager of Business Operations

COMMUNICATIONS

Scott Berchtold Senior Vice President, Communications
 Chris Jenkins Executive Director of Media Relations
 Chris Fanelli Coordinator of Media Relations
 Kevin Kearns Manager of Media Relations

COMMUNITY RELATIONS

Preston Teague Director of Community Relations and Youth Football
 Jazmyn Haywood Community Relations Coordinator
 Meghan Hess Manager of Community Relations
 Andrea Turton Administrative Assistant

EVENT OPERATIONS & GUEST EXPERIENCE

Scott Lasker Sr. Director of Guest Services
 Emily Herr Coordinator of Event Services
 Katie Jordan Manager of Event Services
 Caitlin Lewandowski Coordinator of Guest Services
 Zach Rutkowski Manager of Event Operations & Guest Services

STRENGTH AND CONDITIONING

Eric Ciano Head Strength and Conditioning
 Hal Luther Assistant Strength and Conditioning
 Dan Liburd Strength and Conditioning Assistant
 Jason Oszvar Strength and Conditioning Assistant
 Mark Loecher Strength and Conditioning Assistant

FINANCE

Josh Dziurlikowski Controller
 Sandra Bridge Payroll Manager
 Kris Gregory Accounting Manager
 Michelle Greis Accounts Payables Manager
 Travis Scott Staff Accountant

TICKET SALES AND SERVICES

Chris Colleary Executive Director of Ticket Sales and Service
 Mike Ciechoski Senior Director of Ticket Sales
 Debbi Cummins Ticket Systems Director
 Chris Holland Assistant Director of Ticket Sales
 Pat Mathews Assistant Director of Customer Service
 Matthew Patrone Assistant Director of Account Services
 Nicholas Beardi Ticket Sales Account Executive
 Mike Carroll Ticket Sales Account Executive
 Ricky Ferrell Ticket Service Account Executive
 Angela Filipiski Ticket Sales & Service Coordinator
 Sara Beth Fisher Ticket Sales Manager
 Danielle Gaddis Customer Service Representative
 Sharon Hart Account Service Manager
 John Landi CRM Administrator
 Jessica Laudico Premium Service Coordinator
 Andy Levulis Customer Service Representative
 Cannon Loudermill Ticket Sales Account Executive
 Stephen Minichiello Account Service Coordinator
 Sean O'Brien Manager of Premium Services
 Demario Rhodes Customer Service Representative
 Zach Richards Account Service Coordinator
 John Ricotta Senior Ticket Service Account Executive
 Lyle Rocker Ticket Sales Account Executive
 Don Sheldon Account Service Manager
 Chris Smith Customer Service Representative
 Kevin Sullivan Ticket Operations Assistant

ALUMNI RELATIONS

Marlon Kerner Director of Alumni

INFORMATION TECHNOLOGY

Brianna Avedisian Support Specialist
 Mary Clare Brzysynski System Analyst
 Shaun Handley Manager of IT
 Crystal Jowdy Support Specialist
 Stan Snuszka Telecom Analyst
 Bob Schumacher Network Engineer

PLAYER PERSONNEL

Jim Monos Director of Player Personnel
 Paul Lancaster Director of Player Engagement
 James Trapp Assistant Director of Player Engagement
 Kelvin Fisher Player Personnel Advisor
 Rob Hanrahan Director of Pro Personnel
 Gerald Dixon Pro Scout
 Kevin Murphy Pro Scout
 Ryan Hollern College Scouting Coordinator
 Chuck Cook National Scout
 Doug Majeski National Scout
 Marcus Cooper College Area Scout
 Brian Fisher College Area Scout
 Matt Hand College Area Scout
 Shawn Heinlen College Area Scout
 Tom Roth College Area Scout
 Pete Harris College Area Scout
 Bo Taliaferro BLESTO Scout

MARKETING

Nancy Gold Director of Marketing
 Kelly Baker Content Marketing Coordinator

MEDIA AND CONTENT

Jeff Matthews Senior Director of Media and Content
 Mike Adamek Director of Media and Content



OWNERS

3RD YEAR WITH THE BILLS



TERRY & KIM PEGULA

On Friday, October 10, 2014, Terry and Kim Pegula realized a long-time dream as they became only the second owners in the Buffalo Bills' 55-year franchise history.

A few days later at their introductory press conference, Terry and Kim were greeted as the new owners of the Bills. With all of Western New York and much of the NFL community watching, Terry, who also serves as the team's CEO, issued an opening statement that resonated throughout Bills nation and beyond.

"My name is Terry Pegula and the Pegulas just bought a football team. Actually, that's not totally correct...we all just bought a team...our team...the Buffalo Bills. The name of our team will not change. It will stay the Buffalo Bills."

With that now-famous quote from Terry, the Pegula era of Buffalo Bills football was ushered in and the proverbial anvil tied to the team being moved was lifted from the neck of Western New York.

Terry also made it very clear that the Pegulas are all about bringing championships to Western New York.

"Owning any professional team is about winning and the primary goal of our ownership will be to win the Super Bowl and bring the championships to the City of Buffalo and myself and my family will dedicate ourselves to that. And yes, I said my family because we want to bring a Super Bowl to the Niagara region, courtesy of your...our...my Buffalo Bills."

The excitement surrounding the start of the Pegula era certainly transferred to Bills fans as season ticket sales set a franchise record in 2015 by eclipsing the 60,000 mark for the first time, shattering the old mark of 57,321 set in 1992.

Additionally, the Pegulas, were honored as recipients of the prestigious Tank Younger Award by the Fritz Pollard Alliance earlier this year. The award recognizes individuals for their extraordinary contributions toward diversity in the NFL.

In addition to owning the Buffalo Bills, Terry and Kim Pegula own three other sports franchises in Western New York – the Buffalo Sabres of the National Hockey League, the Rochester Americans of the American Hockey League and the Buffalo Bandits of the National Lacrosse League. All three entities were purchased in 2011.

A NEW ERA OF SABRES HOCKEY

On February 22, 2011, Terry Pegula became the fourth owner in Buffalo Sabres franchise history. The past few seasons have seen the Sabres concentrating on rebuilding the team on and off the ice. Bringing in GM Tim Murray in 2014 and Head Coach Dan Bylsma in 2015 has brought stability in the front office. Building on the ice with the additions of Jack Eichel, Sam Reinhart and Rasmus Ristolainen through the draft and the veteran acquisitions of Ryan O'Reilly, Kyle Okposo and Robin Lehner, the rebuild is poised to pay extensive dividends.

The Pegulas and the Sabres were the proud hosts of the 2016 NHL Draft. The event showcased the next generation of NHL players, marking the third time that the NHL selected the Sabres and the City of Buffalo to host the draft with the first time occurring in 1991 at the Buffalo Memorial Auditorium and the second being held in the First Niagara Center in 1998.

HARBORCENTER

In 2012 Terry and Kim looked to make an

even bigger impact on the City of Buffalo. On August 29, 2012, it was announced that the city had selected the Pegulas and their development team to develop and construct HARBORCENTER, a \$172 million multipurpose facility that sits directly across from First Niagara Center, the home of the Buffalo Sabres, in the city's Canalside District. HARBORCENTER is anchored by two new NHL-size ice rinks that are used year-round by a variety of Buffalo-area hockey teams and leagues.



Also in the facility is (716), an upscale, sports-themed bar and restaurant, a one-of-a-kind Tim Hortons location that pays homage to the former Sabres player, additional retail space, a parking structure and a 200-room, full-service Marriott hotel.

HARBORCENTER draws more than 500,000 people to downtown Buffalo annually and, coupled with First Niagara Center, provides a premier destination for hockey fans, right in the heart of 'Hockey Heaven.'

In early June 2016, HARBORCENTER once again proved to be a tremendous venue to host the NHL Scouting Combine for the second consecutive year, drawing rave reviews from NHL team executives and players alike. After two years of success, the Sabres and the NHL have agreed to bring the Combine back to Buffalo for the next three years.

COMMITMENT TO EDUCATION

In 2011 the Pegulas pledged \$12 million for the construction of a new athletic center on the campus of Houghton College, Kim's alma mater. The second-largest gift in school history allowed Houghton to transition to NCAA Division III athletics.

The Kerr-Pegula Athletic Complex formally opened on October 4, 2014. The project included the construction of both a new baseball and softball stadium, resurfacing of Burke Field (a multi-sport competition field), and the construction of an 115,000-square-foot fieldhouse that will enable the college and region to host year-round athletic competitions. The fieldhouse features an

eight lane, 200-meter regulation size track, five tennis courts, cardio fitness center, weight lifting room, MVP conference room, commercial kitchen and concessions, locker-room facilities, and office space. The facility provides dedicated practice space for outdoor sports over the winter and during inclement weather and also has the ability to host major concerts and events with a maximum capacity of more than 6,000 people.

On September 17, 2010 Terry and Kim donated \$88 million to Penn State University -- the largest private gift in the history of the school -- to fund a state-of-the-art, multi-purpose arena and a world-class practice facility, to help establish an NCAA Division I men's hockey program. The Pegulas announced in 2012 they would increase their donation to the Nittany Lion hockey program to \$102 million to allow for the endowment of student athlete scholarships.

Thanks to their generosity, Penn State has been able to add both men's and women's varsity hockey teams. Pegula Ice Arena, which opened in 2013 and enjoyed a sold-out 2013-14 season, includes two ice sheets and serves as the only major ice facility within an 80-mile radius of State College. In addition to providing hockey and figure skating opportunities for the entire Central Pennsylvania region, it is also used for a broad range of campus and community activities.

BEYOND SPORTS

The Pegulas expanded their business interests in the summer of 2014 by forming Pegula Sports & Entertainment, a multifaceted parent company of 12 separate companies. PSE's roster of companies spans the country and currently includes: the Buffalo Bills



and Buffalo Sabres (Buffalo, NY); the AHL's Rochester Americans (Rochester, NY); the NLL's Buffalo Bandits (Buffalo); First Niagara Center (Buffalo); Nashville-based Black River Entertainment (a country music label that represents country stars such as Kelsea Ballerini, Craig Morgan and Jacob Davis) and its related properties: Black River Publishing; Sound Stage Studio; Ronnie's Place Studio; Buffalo-based HARBORCENTER and its components--(716) Food and Sport, the Academy of Hockey, and IMPACT Sports Performance, a high-performance training facility for professional and amateur athletes (Boca Raton, FL and Buffalo).

Terry is an avid sports fan and his connections to Western New York run deep. He lived in Buffalo during the Bills' championship years in the 1990s. He also held season tickets for the Buffalo Sabres from 1980 through 1998.

Raised in Carbondale, PA, Terry attended Scranton Preparatory School. He entered Penn State University as a Math major, but in order to stay in school, he entered the Petroleum and Natural Gas Engineering program through a scholarship. He went on to graduate with a Bachelor of Science degree in 1973 and landed his first job with Getty Oil Co. in Victoria, TX. He later joined Felmont Oil Co., a decision that brought him to Olean, NY in 1975.

In 1983 he borrowed \$7,500 from family and friends to create East Resources Inc., an independent oil and gas exploration and production company operating in the

Appalachian Basin. Over the next 27 years Terry built it into one of the largest privately held companies in the United States. In July of 2010 Royal Dutch Shell purchased the assets of East Resources Inc., which continues to be active today.

Kim's primary focus in the Bills organization is her involvement in off-the-field elements and in December 2014 she was named to the National Football League Foundation board, a non-profit organization dedicated to improving the lives of those involved in the game of football and she is also a member of the NFL's Super Bowl Committee. Kim also serves as President and Chief Executive Officer of Pegula Sports & Entertainment, overseeing all aspects of the 12 sports and entertainment subsidiaries that make up the multifaceted parent company.

A native of Western New York, Kim grew up in Fairport, a suburb of Rochester, NY. She attended Houghton College and graduated in 1991 with a degree in communications.

Kim began her professional career with East Resources in 1991 and was involved with the company until its sale in 2010. In that same year, Kim helped found Black River Entertainment.

Terry and Kim currently reside in Boca Raton, FL, and have five children: Michael, Laura, Jessica, Kelly and Matthew. The Pegulas younger daughters, Jessica and Kelly, were both born in Buffalo.



MANAGING PARTNER AND PRESIDENT

20TH YEAR WITH THE BILLS

RUSS BRANDON



In his role as Managing Partner and President of the Buffalo Bills, Russ Brandon oversees all aspects of the day-to-day business and administrative operations of the franchise.

Brandon played a key role in facilitating the sale of the Buffalo franchise from the Wilson family to the Pegula family and aiding the Pegulas as they transitioned into their roles as the owners of an NFL franchise.

His excellent leadership skills and knowledge of the league were invaluable as he directed the organization in the days that followed with the passing of founding owner Ralph Wilson, Jr. to the announcement of Terry and Kim Pegula as the new owners.

Brandon also played an integral role in negotiating a new stadium lease agreement between the Bills, the State of New York and Erie County to keep the franchise in Western New York for the foreseeable future as the three entities signed a MOU in late December of 2012 that included a renovations package to enhance the fan's game day experience at Ralph Wilson Stadium.

Under Brandon's watch, the Bills surpassed 60,000 season ticket sales in 2015 for the first time in franchise history.

Stating that they were "highly impressed with the business acumen that Russ has shown with the Bills," Terry and Kim Pegula named Brandon President and Alternate Governor of the Buffalo Sabres on July 27, 2015 and the COO of Pegula

Sports and Entertainment on February 3, 2016. In working with Pegula Sports & Entertainment to create strong synergies between the Bills and Sabres, he oversees the business operations for both teams and represents ownership interests locally, regionally and with the National Football League and National Hockey League.

Brandon's abilities are highly respected on the local level and national scale as well as within the league. A testament to his talents lies in the fact that NFL Commissioner Roger Goodell in the spring of 2011 appointed him to the NFL's Business Ventures Committee, which is



responsible for the oversight of various businesses of the league, including consumer products, sponsorship and marketing. In May of 2014, Brandon was appointed to the league's Draft committee that will analyze when and where to hold the Draft each year.

In 2010 Brandon was named Chief Executive Officer for his lead role at One Bills Drive before founding owner Ralph Wilson, Jr. entrusted him as President and CEO in 2013.

In directing the Bills day-to-day operations as the Chief Operating Officer from 2008-2009, Brandon's reach extended from working on the Draft and free agency to leading an effort to improve the Bills game day experience for all fans. During that two-year span, Brandon led the organization to its first back-to-back years of 55,000-plus season ticket sales while

(cont'd on next page)



recording the third-highest total in team history in 2008 and the fourth-highest figure in 2009, both contributing greatly to the viability of the franchise.

Brandon previously served as the team's Executive Vice President of Business Operations in 2006-2007, overseeing the team's vision and execution of all business-related endeavors. He developed a strong base of strategic business and community partners.

From January of 1999 through January 2006, Brandon served as the team's Vice President of Business Development and Marketing. He and his staff have been credited with the development of the team as a regional franchise and forming strategic alliances with key business partners.

Brandon's success in the sports business field has been recognized with numerous awards and in 2001 he was the recipient of Street and Smith's Sports Business Journal's Forty-Under-40 Award. In the spring of 2014 he was the recipient of the Canisius College Distinguished Citizen of the Year Award and was presented with the Excellence in Management Award from St. John Fisher College's School of Business in the spring of 2013. Additionally, he has participated in the prestigious NFL Business Symposium at Stanford University.

In 1999, Brandon and his staff finalized the foundation of the regionalization plan by relocating Buffalo Bills Training Camp to St.

John Fisher College in Pittsford, NY. Many consider the Bills to be the elite model for NFL training camps, prompting Brandon to extend the partnership with the school in the spring of 2012 to keep the team at St. John Fisher College for the foreseeable future.

Brandon joined the Bills in November of 1997 as Executive Director of Business Development and Marketing after earning a World Series ring as a member of the Florida Marlins front office. He began his sports business career as a member of the Rochester Red Wings (then Triple A affiliate of the Baltimore Orioles) while serving in many capacities, including assistant general manager, and in 2013 Brandon was inducted into the Red Wings' Frontier Field Walk of Fame, a walkway featuring the names of elite figures in Rochester's sports history.

A native of East Syracuse, NY, Brandon is also actively involved in regional initiatives. He is a member of the Advisory Board for the David Falk School of Sport at Syracuse University, a member of the Board of Trustees at St. John Fisher College and serves on the board of Buffalo Niagara Enterprise. He is also a member of the Board of Trustees for the New York State Troopers Signal 30 Benefit Fund.

Brandon was a four-year letterman in baseball and football at St. John Fisher College and graduated with a degree in communications. He was inducted into his alma mater's Sports Hall of Fame in 2004. He and his wife Amy have three children, sons RJ and Jack, and daughter, Grace. They reside in Williamsville, NY.



GENERAL MANAGER

22ND YEAR IN THE NFL
7TH YEAR WITH THE BILLS



DOUG WHALEY

Doug Whaley is entering his fourth season as Buffalo Bills general manager. He is the 12th general manager in team history. In January, Whaley signed a multi-year extension with the organization as the team's general manager.

During his tenure as the Bills general manager, Whaley has displayed a strong track record of his ability to bolster the Bills roster whether it be via the draft, free agency or trades.

Whaley is a 22-year National Football League personnel veteran who first joined the Bills in 2010 and has played an integral role in all of the team's key personnel decisions since joining the organization.

Whaley arrived in Buffalo after 11 years with the Pittsburgh Steelers (1999-2009) as their Pro Scouting Coordinator. He began his career as an assistant in the Steelers' personnel department in 1995 and later re-joined the club in 1999 after serving as an area scout (east coast) for the Seattle Seahawks from 1996-1998. In Whaley's 12 years with the Steelers, Pittsburgh advanced to the playoffs seven times and captured two Super Bowl (XL and XLIII) championships in three title game appearances.



A native of Pittsburgh, PA, Whaley was a four-year letter-winner as a safety and linebacker for the University of Pittsburgh from 1990-1993 where he graduated with a degree in Business Finance. Upon graduation, Whaley worked for one year as a retail stockbroker on Wall Street in 1994. Whaley lettered in football, wrestling and track as a student at Upper St. Clair (Pittsburgh, PA) High School and led the football team to its 1989 AAAA Pennsylvania state championship.

PERSONAL

Whaley, his wife Stephanie and daughter Mila reside in Buffalo, NY. The family supports AniMeals – a Buffalo C.A.N. program that provides dog and cat food to the homes of Meals on Wheels participants.

DOUG WHALEY'S EXPERIENCE

SEASONS	TEAM	POSITION
2013-	Buffalo Bills	General Manager
2011-12	Buffalo Bills	Assistant GM/Director of Player Personnel
2010	Buffalo Bills	Assistant GM/Director of Pro Personnel
1999-09	Pittsburgh Steelers	Pro Scouting Coordinator
1996-98	Seattle Seahawks	Area College Scout (East Coast)
1995	Pittsburgh Steelers	Pro Personnel Assistant



EVP OF CREATIVE SERVICES

3RD YEAR WITH THE BILLS

FRANK CRAVOTTA



Frank Cravotta is the Executive Vice President of Creative Services for Pegula Sports and Entertainment...Cravotta oversees the day-to-day and long-term creative service objectives of each company under the PSE umbrella...He is responsible for the overall look and feel of each company's marketing, media and branding strategy as well as producing the video, graphical and architectural elements needed for each company...During the past few years, Cravotta and his team have worked on several large scale projects for the Sabres, First Niagara Center and Harborcenter that include the rebranding of First Niagara Center, the Buffalo Sabres state-of-the-art locker room and workout facility, Buffalo Sabres Alumni Plaza and most recently the design and branding of

Harborcenter...Cravotta joined the Sabres organization in 2004 and became the organization's Vice President of Creative Services in 2012...Prior to returning to work in his hometown, Cravotta was a senior exhibit designer at Access TCA in Baltimore, Md...While at Access, he designed custom exhibit solutions for major brands including MasterCard International and Under Armour...Prior to Access, Cravotta worked for Hadley Exhibits in Buffalo as a design detailer...He has also done freelance work for Reebok International and Adidas-NBA...Born and raised in Buffalo, Cravotta earned a bachelor's degree in industrial design from Syracuse University...He currently resides in Buffalo with his wife Laura and their daughter Julia.



EVP OF FINANCE AND BUSINESS OPERATIONS

3RD YEAR WITH THE BILLS

CHUCKLAMATTINA



Chuck LaMattina was named Executive Vice President of Finance and Business Operations for the Buffalo Bills in October 2014, and is responsible for overseeing financial management and operations, as well as establishing and implementing corporate financial policies and controls, financial and tax reporting and long-range planning for the Bills, and all Pegula Sports and Entertainment (PSE) entities...LaMattina joined PSE at its inception, May 2014, and has extensive operational and financial experience in both the sports and entertainment businesses with over two decades of service with various organizations...LaMattina served as Vice President of Finance and Business

Operations (2011-2014) and Director of Business and Administration (2004-2011) with the Buffalo Sabres, NHL...Previously experience includes Chief Financial Officer with DEMCO, Inc. (2000-2004) and Corporate Controller with the Buffalo Sabres, NHL (1997-2000)...Prior to joining the Sabres, he worked in public accounting for a number of years, primarily with Freed Maxick CPA's... He serves as treasurer of the Buffalo Sabres Foundation...LaMattina earned his bachelor's degree in accounting and a master's degree in finance, while obtaining a CPA license...A native of Buffalo, he and his wife Susan reside in Williamsville, NY, with their sons Shawn and Alex.



EVP OF BUSINESS DEVELOPMENT

21ST YEAR IN THE NFL
8TH YEAR WITH THE BILLS



BRUCE POPKO

As the Executive Vice President of Business Development for Pegula Sports and Entertainment, Bruce Popko manages all local revenue generating business opportunities...He was promoted to Chief Revenue Officer at the Buffalo Bills in May of 2014 and was responsible for local revenue drivers, focusing on growing team revenues and identifying key areas for growth. Popko oversaw corporate sales, luxury suites, indoor premium seats as well as the implementation of the Bills corporate regionalization strategies... He had previously served as Senior Vice President of Business Development, having initially joined the organization in May of 2009. He served as Senior Vice President at IMG from 2005 to 2009. He was the Cleveland Browns VP of Business Development from 1998 to 2004...Popko previously served as Director of Marketing and Promotions for three years with the San Francisco 49ers (1996-98) after spending three years with the National Football League office (1993-95). Two

of those years he was with the NFL Properties marketing group, where he managed regional retail advertising and promotions. Popko also managed sales and marketing efforts for the NFL's satellite programming service, NFL Sunday Ticket. He was a marketing manager for the New York Jets (1992-93) and served as game operations manager for the London Monarchs (1992)...Popko is a Director of the Buffalo Bills Foundation, and serves on the Board of Directors for the Buffalo Niagara Partnership, Gateway-Longview, Buffalo Renaissance Foundation, and the Western NY Lacrosse Foundation. He is also a member of the Board of Trustees for Nardin Academy...He is a graduate of the University of Pennsylvania, with a B.A. in international relations and the Stern School of Business at New York University, where he earned his MBA in finance and marketing...He and his wife, Sarah, have a daughter, Lucy, and two sons, Henry and Walker.



EVP OF MEDIA AND CONTENT

3RD YEAR WITH THE BILLS



MARK PREISLER

Mark Preisler joined the Bills when the Pegula's purchased the team in October 2014...He came to Pegula Sports and Entertainment in August 2014 as Executive Vice President of Media and Content. In his role, Preisler serves as PSE's leader in all aspects of media and production, and is responsible for developing and maintaining key effective media relationships...Preisler joined PSE with an extensive background in production and media relations...He most recently held the position of Executive Producer with the NHL Network. In that role, he oversaw the creation of content to NHL platforms and directed all special programming at signature League events such as the Winter Classic, Stadium Series, All-Star Weekend, the Stanley Cup Final and NHL Draft...Prior to his time with the

NHL Network, Mark spent 12 years in multiple roles with ESPN. He served as Coordinating Producer for the network's flagship show, SportsCenter, ESPN's NFL franchises and ESPNEWS before leaving as Senior Coordinating Producer of Baseball Tonight. Preisler's team won two Emmy Awards for its work on SportsCenter. He also worked closely with ESPN's sales and marketing teams to incrementally increase revenue through the development of new cross-platform initiatives, including the launching of SportsCenter and ESPNEWS in HD...Preisler is a graduate of Nichols School. He earned a bachelor's degree in English from Franklin & Marshall College in Lancaster, PA...He lives in Amherst with his wife, Andrea, daughter, Francesca and twin boys, Charlie and Holden.



EVP OF MARKETING AND BRAND STRATEGY

3RD YEAR WITH THE BILLS

BRENTROSSI



Brent Rossi joined the Buffalo Bills as Executive Vice President of Marketing and Brand Strategy in October, 2014 when the Pegula family purchased the team...Rossi oversees the day-to-day and long-term marketing and brand objectives for all Pegula Sports and Entertainment (PSE) entities including the Buffalo Bills...His responsibilities include overall brand direction and growth, the development of marketing strategies & plans, social media, data and analytics, media buying, content creation, customer and marketing research...Rossi joined Pegula Sports & Entertainment when it was formed in May of 2014 as Executive Vice President of Marketing and Brand Strategy...

He came to PSE after serving as VP of Marketing at the Buffalo Sabres for over three years...Among his previous roles, Rossi served as the Vice President of Marketing for the Harlem Globetrotters. His experience also includes stints as Senior Manager of live event marketing World Wrestling Entertainment, Director of Marketing for the Philadelphia 76ers and Marketing Manager for Comcast-Spectator...A native of Port Colborne, Ontario, Rossi earned a bachelors degree in sports management from Brock University and a masters degree in sports management from Old Dominion University...He and his wife, Jill, currently reside in Clarence with their daughter, Keira, and son, Richard.

BILLS HELMETS THROUGH THE YEARS





CHIEF ADMINISTRATIVE OFFICER

17TH YEAR WITH THE BILLS

DAVE WHEAT



Serves as Chief Administrative Officer, a position to which he was elevated in May of 2014...is responsible for overseeing the club's administrative functions, including Business Operations, Community Relations, Government Relations, Stadium Operations, Event Operations, Ticket Sales & Service, Human Resources, IT, Legal and Security...key organizational initiatives within this area include Ralph Wilson Stadium Renovations and Annual Maintenance, Fan Behavior and Season Ticket Member growth and retention... handled the full oversight of the design, planning and implementation of the \$130 million renovation to the Ralph Wilson Stadium complex... He previously served as Sr. VP of Business Operations since 2008 and was actively involved in the planning, negotiation and execution of the team's new stadium lease signed in May of

2013...served as the Team's Fan Behavior Liaison to the NFL during implementation of the league's Best Practices for Fan Conduct...coordinated ticket sales and service programs that resulted in some of the highest season ticket totals in the organization's history...consolidated and streamlined the organization's annual Business Plan and budget review process...oversaw the team's transition to Ticketmaster Archtics ticketing software and CRM...prior to joining the Bills, worked in a variety of capacities throughout professional sports and intercollegiate athletics making stops with the Florida Marlins, Rochester Red Wings and the University of Denver...a native of Brockport (NY), received his bachelor's degree in Management from Binghamton University. He and his wife Heather reside in Snyder with their son Alex and daughter Anna.



EVP & GENERAL COUNSEL

4TH YEAR WITH THE BILLS

GREGG BRANDON



Brandon was promoted to Executive Vice President and General Counsel in March 2016 having joined the Bills as Vice President and General Counsel in August 2013. Brandon oversees all legal and human resource related matters for the Bills, Buffalo Sabres, Pegula Sports & Entertainment (PSE) and the PSE portfolio companies based in Western New York. In that capacity, he is responsible for providing legal support, advice and counsel to the above organizations. Prior to joining the Bills, Brandon served as Vice President and General Counsel for XOS Digital and Collegiate Images where he was directly responsible for all of the company's legal matters and served as the company's Corporate Secretary.

Previous to that experience, Brandon was in private practice with the law firms of Akerman Senterfitt and Howrey, LLP. Brandon has also held positions with the NFL Management Council and NFL Properties which included roles at Super Bowl XXXIV and Super Bowl XXXV. He earned his law degree from Syracuse University College of Law where he was a recipient of the Corporate Counsel Certificate and he has a Bachelor's Degree in Business Administration from the University of Miami. Brandon is admitted to practice law in New York, Florida and Texas. He and his wife Stacey reside in Orchard Park with their son Chase and daughter Avery.



SENIOR VP OF COMMUNICATIONS

32ND YEAR IN THE NFL
28TH YEAR WITH THE BILLS

SCOTT BERCHTOLD



Oversees all media relations efforts for the organization and serves as the team's spokesman...was elevated to senior vice president level in February of 2011 having served as a vice president since January of 1999...Has served on 25 Super Bowl PR staffs in addition to the 4 Super Bowls with the Bills...was selected by the league to serve as Coordinator of the past 8 Super Bowl PR staffs and Super Bowl XL...served as the AFC PR representative for the 1995 Pro Bowl...was the presenter for OT Ken Ruetgger's induction into the 2014 Green Bay Packers Hall of Fame...first joined the Bills in March of 1989 as the Manager of Media Relations before becoming the Director of Media Relations in

1991...entered the NFL on a full-time basis in 1985 as the Assistant PR Director for the Green Bay Packers and served in that capacity through February of 1989...began his NFL career as an intern for the Cleveland Browns in 1980...was the Sports Information Director at Wisconsin-Oshkosh from 1981-1984...attended the University of Illinois (1974-76) and graduated from Southern Illinois in 1978...holds a master's degree in Sports Administration from Ohio University (1980) and was a recipient of an NFL scholarship in the same year...a native of Decatur, IL...he and his wife Pam live in Orchard Park with their two sons, Sam and Jackson.



SENIOR VP OF FOOTBALL ADMINISTRATION

30TH YEAR WITH THE BILLS

JIM OVERDORF



Was named a Senior Vice President on January 31, 2008 and is responsible for the administrative aspects of the football side of the organization...is the club's lead negotiator of player contracts and oversees the salary cap and player payroll...is club liaison with NFL Management Council...also handles administrative matters that involve the scouting, equipment, athletic training and video departments while also coordinating team travel, workers compensation and other general office and legal operations...served as Vice President of Football Administration in 2006 and 2007...was promoted to Vice President/Business Administration in March of 2000

after having served as Director of Business Operations for eight years...in that role he assisted the General Manager with all player contract negotiations and salary cap management...served as the business manager prior to 1993...after joining the organization as a training camp intern in 1986, he worked in public relations, the scouting department and the ticket office while gaining admission to the New York State Bar (1988)...is a member of the NYSBA...earned a B.A. degree in political science from Eckerd College and a J.D. from Drake Law School and was a member of the school's rugby team...he and his wife Michele have one daughter, Katie.



VP OF INFORMATION TECHNOLOGY

19TH YEAR WITH THE BILLS

DANEVANS



Joined the Bills in September of 1998 as Manager of Information System and was elevated to Vice President in 2012...is responsible for the overall planning, organizing, and execution of all IT functions for the Buffalo Bills, Buffalo Sabres and Pegula Sports and Entertainment, which includes directing all IT operations to meet the organizations' requirements as well as the support and maintenance of existing applications and development of new technology solutions... also handles all game day sideline technologies for the Bills technology, as well as overseeing all aspects of technology at Ralph Wilson Stadium on game days...provides vision and leadership in the development and implementation of information technology initiatives including voice, data and video services for all on-site facilities, remote locations and training camp...served as the Bills technology liaison during the recent Ralph Wilson Stadium renovation construction, ensuring all of

the organization's technology needs were met...was the technology project lead for relocating the Bills training camp to St. John Fisher College, where he and his staff have seamlessly transitioned the team's network infrastructure to the school's facilities and back for the past 14 seasons...took over all voice technology services in 2003, implementing a VoIP infrastructure connecting all remote offices for the Bills as well as moving all voice services from Ralph Wilson Stadium to their current training center. ...implemented the Bills current WiFi solution for Ralph Wilson Stadium and Ad Pro Training Center...is a member of the Technical Advisory Committee for the National Football League along with the Network Committee...previously worked for CTG in support services...born and raised in Buffalo, NY, he was a four-year letterman in college as a defensive back... resides in Orchard Park, NY, with his wife, Barbara, and children, Zoe, Mia, and Dylan.



VP OF COMMUNITY RELATIONS

22ND YEAR WITH THE BILLS

GRETCHENGEITTER



Assumed current position in January 2008 and oversees all aspects of community outreach, including community programs and events, charitable giving, donations and team involvement in the community...facilitates programming for Bills initiatives including Play 60, Believe/A Crucial Catch and Salute to Service...serves on the Roswell Park Alliance Community Advisory Board, the United Way of Buffalo & Erie County Board and the National Federation for Just Communities Board... was a 2013 panelist for the PGA Championship Beyond the Green Program ...also a panelist for Beyond Sport United International Sports Philanthropy Conference at Yankee Stadium and for the Western New York Planned Giving Consortium...recipient of numerous awards including the Ralph C. Wilson Distinguished Service Award, Buffalo Alliance for Education/

Business First Pathfinders Award, Big Brothers Big Sisters Service Award, MS Community Partner Award and 40 Under Forty ... completed the Harvard Business School in Buffalo Non-Profit course in '06 and the Stanford Business School for NFL Executives program in 2008...is a co-founder of the Buffalo Belles Running Club and a graduate of the FBI Citizens Academy... joined the Bills in 1994 as a suite sales associate and worked as special events manager from 1995-98...named Manager of Marketing Coordination in 1998, Assistant Director of Community Programs in 2000, Director of Community Relations in 2001 and Executive Director in 2006...is a 2005 graduate of Leadership Buffalo...has a B.S. degree from Fredonia State College and M.S. degree from Boston University.



VP OF OPERATIONS & GUEST EXPERIENCE

22ND YEAR IN THE NFL
9TH YEAR WITH THE BILLS

ANDY MAJOR



Responsibilities include stadium/event operations, event sales/services, guest services, event marketing, parking and access, event staffing divisions, and alumni relations... implements the team's fan experience initiatives in concert with the NFL's Best Practices policies...directs collaborative effort with game partners to improve fan behavior, resulting in a team record low number of fan incidents in 2015...served as the Bills' Executive Director of Marketing (2008-2011)... joined the Florida Marlins front office in 1993 and added the Miami Dolphins and Dolphin Stadium (1994-2006) to his responsibilities overseeing ticket sales and operations, club level services and guest services...was an integral part of the Marlins inaugural season, three Super Bowls, multiple college football national championship and bowl games, and two Marlins World Series Championships... previously served as Assistant Athletic Director for Slippery Rock University (2007-2008) and

held front office positions with the Orange Bowl Committee (1990-1992) and Pittsburgh Pirates (1988)...formerly an adjunct professor at the University of Miami...a graduate of the Leadership Buffalo Class of 2011, received the Distinguished Alumnus Award in 2012 by Slippery Rock University, inducted into Penfield HS Athletics Hall of Fame in 2013, received the Distinguished Service Award in 2015 by Visit Buffalo-Niagara...is currently a member of the NFL's Game Operations Club Committee, a member of the Stadium Manager's Association, and a board member for the Orchard Park Police Foundation...earned a M.S. degree in Sports Administration from the University of Miami and B.A. degree in Communications from Slippery Rock University where he was a three-year starter at safety on the football team...a native of Rochester (Penfield), NY and current resident of Orchard Park, Major and his wife Sherry have three children, Rami, William and Rachael.



VP OF GOVERNMENT RELATIONS & EXTERNAL AFFAIRS

44TH YEAR WITH THE BILLS

BILL MUNSON



The veteran member of the Bills' front office... served as Administrative Assistant in the front office (1973-77)...promoted to Assistant Director of Marketing (1978-81), elevated to Director of Marketing and Purchasing (1982-85) before assuming duties as Business Manager in 1985...named Assistant General Manager/Business Manager in 1986 and Assistant General Manager/Business Operations in 1989...promoted to Vice President/Operations in 1997...named Vice President/Public Affairs in 2006 and Vice President of Government Relations and External Affairs in 2007 and Senior Vice President in 2011...is the Bills liaison with the local and regional political, government and business circles...is a native of the Western

New York area, graduated from Kenmore East High School...multi-year letterman in soccer and gymnastics at Kent (OH) State, graduated with Bachelor of Science degree in education (1972)... went on to earn Master's degree in sports management from the University of Massachusetts (1973)...member of Kenmore East High School Athletic Hall of Fame and Hall of Distinction, Distinguished Alumnus Award (2006) by the University of Massachusetts at Amherst, Outstanding Citizen Award (2012) by the Buffalo Bills Alumni Association...Eagle Scout Award recipient...resides in East Amherst with his wife, Marcy...they have two sons, Christopher and Michael.



HEAD COACH

20TH YEAR IN THE NFL

2ND YEAR WITH THE BILLS

REX RYAN



'ALL IN' ON BUFFALO

- On January 12, 2015, the Buffalo Bills named Rex Ryan the 18th head coach in franchise history.
- Ryan's defense made life difficult on quarterbacks during his first year commanding the Bills defense, as rookie CB Ronald Darby and CB Stephon Gilmore both finished within the NFL's top 10 of the NFL in passes defended with 21 and 18 pass breakups, respectively. In total, the Bills defense led the NFL with 93 passes defended. Through the team's strong defensive back play, the team held opponents to a 57.6 completion percentage which was third best in the league and also racked up 17 interceptions, which was sixth in the NFL.

- The Bills offensive attack excelled in Ryan's first season in Buffalo. The Bills offense led the NFL in a number of categories including rushing (152.0 yards per game), yards per rush (4.78), big play touchdowns (24 touchdowns of 20+ yards) and scoring from outside the red zone (194 points). As a result of the Bills offensive successes in 2015, the team had four offensive players (QB Tyrod Taylor, C Eric Wood, G Richie Incognito and RB LeSean McCoy) earn Pro Bowl honors for the first time since 2002.



- Ryan's Jets defenses would go on to rank in the top 10 of the NFL in five out of his six years as head coach (2009-1st, 2010-3rd, 2011-5th, 2012-8th, 2014-6th).

- Ryan's 2013 version of the Jets defense didn't land among the top 10 NFL defense (finished the year ranked 11th), but still ranked well in several other categories including third

Jets history behind Weeb Ewbank (71) and Joe Walton (53).

- From 2009-2014, the Jets ranked first in the NFL in passing yards allowed (204.3), opponent completion percentage (55.7), opponent first downs (1,667), and yards allowed per defensive play (4.9). The Jets ranked second in total yards allowed per game (306.9).

- The Jets defense saw an immediate improvement upon Ryan's arrival in New York, improving from the 16th ranked defense in 2008 to the league's top defense in 2009 allowing just 252.3 yards per game in Ryan's inaugural season as the Jets head coach.

- Ryan's Jets defenses would go on to rank in the top 10 of the NFL in five out of his six years as head coach (2009-1st, 2010-3rd, 2011-5th, 2012-8th, 2014-6th).
- Ryan's 2013 version of the Jets defense didn't land among the top 10 NFL defense (finished the year ranked 11th), but still ranked well in several other categories including third in the NFL in rushing defense (1,412 yards allowed) while finishing first in opponents' per carry average (3.4). The defense also produced 41 sacks, the most by a Ryan led defense since his 2006 Ravens had 60 and the most by a Jets defense since it also produced 41 in 2008. Pacing the team were career-best performances from defensive lineman Muhammad Wilkerson (10.5) and linebacker Calvin Pace (10.0), who became the first pair of Jets defenders to both produce double-digit sacks since Joe Klecko (20.5) and Mark Gastineau (20) accomplished the feat in 1981.

JETS HEAD COACH HIGHLIGHTS

- Spent six seasons as the head coach of the New York Jets.
- Ranked third in Jets history with 50 wins (regular season and postseason) during his tenure in New York.
- His 4-2 record in the postseason was the best in franchise history.
- Led the Jets to the postseason in his first two seasons with the franchise in 2009 and 2010 as the team advanced to the AFC Championship game in both postseason appearances.
- Ryan's 46 regular season wins during his time with New York rank as the third most in

- Ryan showed the ability to win with a rookie quarterback during his time with the Jets. Twice during his tenure in New York, the Jets started a rookie at quarterback, making Ryan the only head coach in the Super Bowl era to start a rookie quarterback in at least 10 games in two of his first five seasons in the league. Ryan's success with Mark Sanchez (2009) and Geno Smith (2013) made him the only head coach in the Super Bowl era to win eight-or-more games with a rookie quarterback in two different seasons.

(cont'd on next page)

RAVENS COACHING HIGHLIGHTS

- Prior to serving as the Jets' head coach, spent 10 seasons (1999-2008) with the Ravens.
- During that time, the Ravens ranked first in the NFL in fewest points allowed (17.1 points per game), fewest rushing yards allowed (87.3 yards per game), most shutouts (9), most takeaways (337), most interceptions (212), most interceptions returned for touchdowns (29) and third-down conversion defense (33.9%). They also ranked second in total defense (280.7 yards per game) and fourth in sacks (416) in that span.
- Directed the Ravens defense to streaks of 49 games and 39 games without a 100-yard rusher from opponents (includes playoffs).
- Began his Ravens career as the defensive line coach for Brian Billick in 1999, when the Ravens defense finished second in the NFL in total defense and second against the run.
- In 2000, the defense allowed the fewest points in a 16-game season in NFL history (165) enroute to winning Super Bowl XXXV.
- Was promoted to defensive coordinator in 2005.
- During his four seasons in that role, the Ravens finished fifth (2005), first (2006), sixth (2007) and second (2008) in total defense.
- In 2006, the Ravens defense allowed only 201 points and 264 yards per game, and Ryan was named NFL Assistant Coach of the Year by Pro Football Weekly and the Pro Football Writers Association.
- In 2008, new Ravens head coach John Harbaugh named Ryan assistant head coach/defensive coordinator. That season, the Ravens defense led the league with 34 takeaways (26 interceptions) a 60.6 opponents' passer rating, and four rushing TDs allowed.

INTERESTING NOTES

- Prior to joining the Ravens, Ryan was a defensive coordinator in college at Oklahoma (1998) and Cincinnati (1996-97).
- Rex's twin brother Rob will join him on the

Bills coaching staff in 2016 as the team's assistant head coach/defense. This will mark the first time they've coached together since Rex's first NFL coaching stint with the Cardinals under his late father Buddy Ryan, when Rex oversaw Arizona's defensive line in 1994 and linebackers in 1995.

- Rex also coached at Morehead State (1990-93), New Mexico Highlands (1989) and Eastern Kentucky (1987-88).
- Before Ryan became a coach, he had a chance to see some great defenses up close and personal. Buddy brought him along to practices when he became the Jets defensive line coach for the 1968 season — the Jets' Super Bowl III season. Rex then watched his dad coach the 1985 Chicago Bears, regarded by many as the best-ever NFL defense.
- He was a ball boy for those Bears teams early in his father's tenure as the defensive coordinator. He left for college during the 1985 season, but was on the sidelines during Super Bowl XX, when the Bears finished their 18-1 run with a 46-10 victory over New England and Buddy was carried off on his defenders' shoulders.
- The Ryan family currently possesses five Super Bowl rings: Buddy—Super Bowls III (Jets) and XX (Bears); Rob—Super Bowls XXXVI (Patriots) and XXXVIII (Patriots); Rex—Super Bowl XXXV (Ravens).
- Ryan's connection to Buffalo dates back to the 1960's, as his father was the defensive coordinator at the University at Buffalo from 1961 to 1965.
- Ryan, 53, graduated from Stevenson (IL) High School in Prairie View, IL, and played football at SW Oklahoma State, where he earned his bachelor's degree in physical education in 1986. He earned his master's degree in physical education at Eastern Kentucky in 1988, quite a feat considering he discovered later in life that he suffers from dyslexia.
- Is involved in a variety of charities and community efforts.
- Was born in Ardmore, OK. He and his wife, Michelle, have two sons, Payton, named for Walter Payton, and Seth.

RYAN'S RANKINGS AS AN NFL DEFENSIVE COORDINATOR & HEAD COACH

YEAR	TEAM	NFL RANK			AFC RANK		
		TOTAL	RUSH	PASS	TOTAL	RUSH	PASS
2005	Baltimore - DC	5th	9th	8th	2nd	6th	4th
2006	Baltimore - DC	1st (4,225)	2nd	6th	1st (4,225)	1st (1,214)	4th
2007	Baltimore - DC	6th	2nd	20th	5th	1st (1,268)	12th
2008	Baltimore - DC	2nd	3rd	2nd	2nd	2nd	2nd
2009	New York Jets - HC	1st (4,037)	8th	1st (2,459)	1st (4,037)	4th	1st (2,459)
2010	New York Jets - HC	3rd	3rd	6th	3rd	2nd	4th
2011	New York Jets - HC	5th	13th	5th	4th	7th	5th
2012	New York Jets - HC	8th	26th	2nd	5th	12th	2nd
2013	New York Jets - HC	11th	3rd	22nd	5th	1st (1,412)	11th
2014	New York Jets - HC	6th	5th	14th	3rd	3rd	8th
2015	Buffalo Bills - HC	19th	16th	19th	9th	11th	9th

(cont'd on next page)

RYAN'S COACHING HISTORY

YEAR	LOCATION	RECORD	POSITION
1987	Eastern Kentucky	9-3	Defensive Ends (HC Roy Kidd)
1988	Eastern Kentucky	11-3	Defensive Ends (HC Roy Kidd)
1989	New Mexico Highlands	3-7	Asst. HC/DC (HC George Martinez)
1990	Morehead State	5-6	Defensive Coordinator (HC Cole Proctor)
1991	Morehead State	4-7	Defensive Coordinator (HC Cole Proctor)
1992	Morehead State	3-8	Defensive Coordinator (HC Cole Proctor)
1993	Morehead State	3-8	Defensive Coordinator (HC Cole Proctor)
1994	Arizona Cardinals	8-8	Defensive Line (HC Buddy Ryan)
1995	Arizona Cardinals	4-12	Linebackers (HC Buddy Ryan)
1996	Cincinnati	6-5	Defensive Coordinator (HC Rick Minter)
1997	Cincinnati	8-4	Defensive Coordinator (HC Rick Minter)
1998	Oklahoma	5-6	Defensive Coordinator (HC Rick Minter)
1999	Baltimore Ravens	8-8	Defensive Line (HC Brian Billick)
2000	Baltimore Ravens	12-4	Defensive Line (HC Brian Billick)
2001	Baltimore Ravens	10-6	Defensive Line (HC Brian Billick)
2002	Baltimore Ravens	7-9	Defensive Line (HC Brian Billick)
2003	Baltimore Ravens	10-6	Defensive Line (HC Brian Billick)
2004	Baltimore Ravens	9-7	Defensive Line (HC Brian Billick)
2005	Baltimore Ravens	6-10	Defensive Coordinator (HC Brian Billick)
2006	Baltimore Ravens	13-3	Defensive Coordinator (HC Brian Billick)
2007	Baltimore Ravens	5-11	Defensive Coordinator (HC Brian Billick)
2008	Baltimore Ravens	11-5	Asst. HC/DC (HC John Harbaugh)
2009	New York Jets	9-7	Head Coach
2010	New York Jets	11-5	Head Coach
2011	New York Jets	8-8	Head Coach
2012	New York Jets	6-10	Head Coach
2013	New York Jets	8-8	Head Coach
2014	New York Jets	4-12	Head Coach
2015	Buffalo Bills	8-8	Head Coach

Ryan's Record as a Coach

College assistant coach (10 seasons).....	57-57
NFL assistant – regular season (12 seasons).....	103-89
NFL assistant – postseason.....	7-4
NFL Head Coach – regular season (seven seasons).....	54-58
NFL Head Coach – postseason.....	4-2
Career Total (29 seasons).....	225-210



OFFENSIVE COORDINATOR

19TH YEAR IN THE NFL
2ND YEAR WITH THE BILLS

GREG ROMAN



2016 STAFF

COACHING EXPERIENCE

Greg Roman enters his 19th season in the NFL and his second year with the Bills as the team's offensive coordinator in 2016.

The Bills offensive attack excelled under Roman's watch throughout his first year in Buffalo. The Bills offense led the NFL in a number of categories including rushing (152.0 yards per game), yards per rush (4.78), big play touchdowns (24 touchdowns of 20+ yards) and scoring from outside the red zone (194 points).

As a result of the Bills offensive successes in 2015, the team had four offensive players (QB Tyrod Taylor, C Eric Wood, G Richie Incognito and RB LeSean McCoy) earn Pro Bowl honors for the first time since 2002.

Taylor particularly excelled under Roman's tutelage, becoming just the third quarterback in NFL history to finish a season with a passer rating over 99 and over 40 yards rushing per game.

Roman spent the four seasons prior to his arrival in Buffalo as the San Francisco 49ers offensive coordinator, during which time the 49ers advanced through seven playoffs rounds—including a trip to Super Bowl XLVII in 2012. The 49ers held a 5-3 playoff record during Roman's tenure in San Francisco.

Including the playoffs, the 49ers had an overall record of 49-22-1 during Roman's four seasons with the team—the third best mark in the league over that time span.

In 2013, Roman's offense helped lead the 49ers to a 12-4 record and an appearance in the NFC Championship game

The 2012 season tasked Roman with coaching up QBs Colin Kaepernick and Alex Smith en route to the team's first Super Bowl appearance since 1994.

As the 49ers captured their second consecutive NFC West title in 2012, the offense continued to display historical performances under Roman. Against the Buffalo Bills on October 7, 2012, the offense set the all-time franchise record with 621 total yards and became the only team in NFL history to rush for 300-plus yards and pass for 300-plus yards in the same game. In the NFC Divisional matchup vs. Green Bay, the 49ers set the franchise record for total yards in a playoff game with 579 yards.

Under Roman's direction in 2011, the 49ers notched a 13-3 record as the offense committed

just 10 turnovers (5 fumbles, 5 interceptions), which ranks tied for first in NFL history for the fewest turnovers in a season.

Before joining the 49ers coaching staff, he spent two seasons (2009-10) on Jim Harbaugh's coaching staff at Stanford, where he mentored Heisman Trophy finalists RB Toby Gerhart in 2009 and redshirt sophomore QB Andrew Luck in 2010.

Roman joined Stanford in 2009 as the running game coordinator, with position responsibilities of tight ends and offensive tackles. In 2010, he kept those responsibilities, but also added the duties of associate coach and assistant head coach of the offense. During his time at Stanford, the Cardinal posted a 20-6 record, which was the best over a two-year span in the University's history.

Prior to arriving at Stanford, Roman served as the assistant offensive line coach for a Baltimore Ravens team that captured the 2006 AFC North Division title with a regular season mark of 13-3 where he coached alongside Bills head coach Rex Ryan.

Prior to joining the staff in Baltimore, Roman enjoyed a four-year coaching stint with the expansion Houston Texans, serving as the team's tight ends (2002-03) and quarterbacks coach (2004-05). As quarterbacks coach, Roman helped David Carr post his career high in QB rating.

Roman launched his coaching career with the expansion Carolina Panthers in 1995, the team's inaugural season in the NFL, when he was named the strength and conditioning assistant/defensive quality control coach, while also working with the defensive backs and the linebackers. He then moved to the offensive side of the ball as Carolina's offensive quality control coach for two seasons (1997-98) before assuming the role of offensive assistant for the 1999 and 2000 campaigns. Roman worked as the team's assistant offensive line coach in his final season with the Panthers in 2001.

PERSONAL

A three-year letter-winner and two-year starting defensive lineman at John Carroll University from 1990-93, Roman earned All-Ohio Conference honorable mention honors following his senior season. He also helped the Blue Streaks capture a share of the OAC championship.

A native of Ventnor, N.J. and a graduate of Holy Spirit High School, Greg and his wife, Dana, have three children, Connor, Gregory and Emily Grace. They happily reside in Orchard Park, NY.

ROMAN'S COACHING CAREER

NFL

2015-	Buffalo Bills	Offensive Coordinator
2011-14	San Francisco 49ers	Offensive Coordinator
2006-07	Baltimore Ravens	Assistant Offensive Line
2004-05	Houston Texans	Quarterbacks
2002-03	Houston Texans	Tight Ends
2001	Carolina Panthers	Assistant Offensive Line
1999-00	Carolina Panthers	Offensive Assistant
1997-98	Carolina Panthers	Offensive Quality Control
1996	Carolina Panthers	Defensive Assistant
1995	Carolina Panthers	Defensive Quality Control/ Strength & Conditioning Assistant

COLLEGE

2010	Stanford	Associate Head Coach/Assistant Head Coach Offense/TEs/Offensive Tackles
2009	Stanford	Tight Ends/Offensive Tackles/Running Game Coordinator



DEFENSIVE COORDINATOR

16TH YEAR IN THE NFL

2ND YEAR WITH THE BILLS

DENNISTHURMAN



COACHING EXPERIENCE

Dennis Thurman enters his second year overseeing the Bills defense and his 16th season in the NFL in 2016.

The Bills defensive backs excelled during Thurman's first year commanding the Bills defense, as rookie CB Ronald Darby and CB Stephon Gilmore both finished with in the top 10 of the NFL in passes defended with 21 and 18 pass breakups respectively. In total, the Bills defense led the NFL with 93 passes defended.

In addition to excelling breaking up passes, the Bills defense consistently displayed an ability to make life difficult for opposing quarterbacks—holding opponents to a 57.6 completion percentage which was third best in the league and racking up 17 interceptions, good for sixth in the NFL.

Thurman came to Buffalo after spending the past six seasons with the New York Jets, serving as the defensive coordinator from 2013-14 and as the defensive backs coach from 2009-12.

In his two years leading the defense, the Jets were excellent against the run. In both seasons, the Jets finished in the top five in the NFL against the run as they held the opposing team to the second fewest rushing yards per game, allowing only 90.7 yards per game. They led the NFL by only allowing 3.56 yards per rush over the past two seasons. The Jets' defense led the NFL by only allowing 64 rushes for more than 10 yards and allowed the second fewest rushes for a first down (142).

The 2014 edition of the Jets defense finished sixth overall (327.2 total yards per game), fifth against the run (93.1 yards per game) and 14th against the pass (234.1 yards per game).

LB David Harris, who posted his third straight 100-tackle season, and LB Demario Davis, who posted his second consecutive 100-tackle season, combined to lead the defense in 2014 as it improved from 11th to sixth in the NFL in total defense.

In 2013, his first as a coordinator, Thurman oversaw a big change in personnel on defense in 2013 as the club started seven new players. Despite the changes, the defense finished third in the league in rushing defense (88.3 yards per game) and allowed the fewest yards per carry (3.4 yards per rush).

On the defensive line, Thurman incorporated 2013 first-round pick Sheldon Richardson, who went on to earn Defensive Rookie of the Year honors, with Muhammad Wilkerson (career-best 10.5 sacks and second-team All-Pro recognition) to form a fearsome duo.

The linebacker group saw an increase in production by David Harris (124 tackles) and Calvin Pace (career-best 10.0 sacks), as well as incorporating

new starters Demario Davis, who posted his first 100-tackle season, and Quinton Coples, who made the transition from defensive lineman and registered a team-leading 19 quarterback hurries.

With Thurman as the defensive backs coach from 2009-12, the Jets secondary held opponents to an NFL-low 71.0 passer rating, 52.6 completion percentage, and 11,921 passing yards.

In 2009, Thurman led a secondary that allowed an NFL-best 153.7 yards passing a game and helped the Jets defense finish first in both yards and points allowed. Thurman coached CB Darrelle Revis to All-Pro status as he recorded six interceptions, 72 tackles and 34 passes defended.

Thurman spent six years coaching the Ravens defense (2002-07), four as secondary coach and two as defensive assistant alongside Head Coach Rex Ryan. The Ravens led the NFL with 126 interceptions and 18 interception returns for touchdowns during the period that he was involved with the secondary.

Before coming back to the NFL, he coached the defensive backs at his alma mater, USC, for eight years (1993-2000). While at USC, Thurman coached 11 players who would go on to play three or more seasons in the NFL including Chris Cash, Kris Richard, Daylon McCutcheon, Brian Kelly, Troy Polamalu and Jason Sehorn.

During his tenure at USC, the Trojans played in the 1993 Freedom Bowl (W, 28-21), 1995 Cotton Bowl (W, 55-14), 1996 Rose Bowl (W, 41-32) and 1998 Sun Bowl (L, 19-28).

Thurman coached defensive backs for the Phoenix Cardinals from 1988-89 after having just played for the franchise in 1986.

Originally an 11th round selection of the 1978 NFL Draft by the Cowboys, Thurman went on to play nine years in the NFL as a cornerback and safety, eight with the Cowboys and one with the Cardinals.

He recorded 36 career interceptions (four for touchdowns) and played in Super Bowl XIII for the Cowboys in 1979.

Thurman was a two-time All-America safety at USC and was part of the 1974 National Championship team. He recorded 13 interceptions in his collegiate career, returning two for scores.

PERSONAL

He played quarterback and defensive back at Santa Monica (CA) High School on three CIF Division I championship teams that combined to go 39-1-1.

A native of Los Angeles, CA and graduate of Santa Monica High School, Thurman has two daughters, Chelsea and Jade, and a grandson, Laedan Tyler. He graduated from USC in 1978.

THURMAN'S COACHING CAREER

NFL			COLLEGE		
2015-	Buffalo Bills	Defensive Coordinator	1993-00	USC	Defensive Backs
2013-14	New York Jets	Defensive Coordinator			
2009-12	New York Jets	Defensive Backs			
2004-07	Baltimore Ravens	Secondary			
2002-03	Baltimore Ravens	Defensive Assistant			
1988-89	Phoenix Cardinals	Defensive Backs			
WFLA					
			1992	Ohio Glory	Defensive Coordinator



SPECIAL TEAMS COORDINATOR

14TH YEAR IN THE NFL
4TH YEAR WITH THE BILLS

DANNY CROSSMAN



2016 STAFF

COACHING EXPERIENCE

Danny Crossman will enter his fourth year with the Buffalo Bills as the team's special teams coordinator. This will be his 14th year in the NFL coaching ranks and 12th as a coordinator.

Bills punter Colton Schmidt particularly thrived under Crossman's watch in 2015, setting a new franchise record with an average net punt of 41.3 yards. In addition to Schmidt's success, K Dan Carpenter racked up 125 points on the season—becoming the first Bill with three straight 100-point seasons since Rian Lindel from 2004 to 2006.

Crossman's special teams unit also excelled last season in kickoff return coverage, limiting opponents to an NFL-best 17.2 yards per kickoff return.

Crossman led one of the NFL's most productive special teams units in just his second season with the Buffalo Bills in 2014. Under Crossman, the Bills special teams allowed just 20.0 yard per kick return (third lowest in the NFL) and 6.5 yards per punt return (fourth lowest in the NFL).

With Crossman at the helm, a number of Bills produced record-setting individual accomplishments in 2014:

- K Dan Carpenter set a team record with 34 field goals and a personal-best 133 points. He also set a team record with six 50-plus field goals in one season.
- K Jordan Gay set a team record with 49 touchbacks.
- P Colton Schmidt produced 31 punts inside the 20 – the second highest total in team history
- RB Boobie Dixon became the first Bill to block two punts in a season since Steve Tasker in 1990

In 2013, Crossman led all of the special teams units to productive results in his first season. Carpenter connected on 91.67 percent of his field goals – the second highest single season percentage in team history. Easley also produced a standout season in Crossman's system as he totaled an NFL-best 23 special teams tackles.

From 2010-12, Crossman presided over the Detroit Lions' special teams unit after seven years with the Carolina Panthers (2003-09), including the final five as their special teams coordinator. Crossman entered the NFL with Carolina in 2003

as a special teams assistant while also assisting the team's strength and conditioning program. His career highlights include:

- In 2012, Lions K Jason Hanson posted a career-high and set a franchise record with 134 points.
- During Crossman's stint with the Panthers from 2003-09, the team's kicking and cover groups contributed to the team's success which included three playoff appearances (2003, 2005 and 2008), two NFC South titles in 2003 and 2008.
- In his first year as a special teams coordinator in 2005, Crossman's unit ranked among the best in the NFL. The Panthers finished ninth in the Dallas Morning News special teams ratings. Crossman helped guide P Jason Baker to set the franchise record in net punting average in both 2005 (38.9) and 2006 (39.0).

Prior to entering the NFL coaching ranks, Crossman spent 10 years coaching in college, including Michigan State (2002), Georgia Tech (1999-2001), Central Florida (1997-98), Western Kentucky (1994-96) and U.S. Coast Guard Academy (1993).

PERSONAL

A three-year letterman at Pittsburgh, Crossman helped the Panthers to a 22-12-1 record in those three years and appearances in the 1987 Bluebonnet Bowl and the 1989 Sun Bowl... he moved to strong safety as a senior and earned team MVP honors as well as second-team All-America accolades after posting 62 tackles and one interception... originally began his college career at the University of Kansas... as a freshman in 1985, Crossman started eight games at defensive backs and notched 48 tackles and one interception en route to earning freshman All-America honors... he spent time with the Washington Redskins (1990) and the Detroit Lions (1991) at training camp following his college playing career... played for the London Monarchs of the World League of American Football from 1991-92... named MVP of the inaugural World Bowl in 1991, after intercepting Barcelona three times, returning one for a touchdown and shutting them out 21-0... earned a bachelor degree in business administration and communications from Pittsburgh in 1990... he and wife, Susan, have a son, Kyle, and a daughter, Kaylie.

CROSSMAN'S COACHING CAREER

NFL	Year	Team	Position
2013-	Buffalo Bills	Special Teams Coor.	
2010-12	Detroit Lions	Special Teams Coor.	
2005-09	Carolina Panthers	Special Teams Coor.	
2003-04	Carolina Panthers	Special Teams Assistant	
COLLEGE			
2002	Michigan St.	Linebackers/Special Teams	
2001	Georgia Tech	Defensive Backs/Special Teams	
1999-00	Georgia Tech	Special Teams/Defensive Ends	
1997-98	Central Florida	Defensive Backs/Special Teams	
1996	Western Kentucky	Outside LBs/Special Teams	
1994-5	Western Kentucky	Special Teams/Secondary	
1993	U.S. Coast Guard Academy	Defensive Backs/Special Teams	



LINEBACKERS COACH

6TH YEAR IN THE NFL
2ND YEAR WITH THE BILLS



BOBBY APRIL III

COACHING EXPERIENCE

Bobby April III enters his second year coaching up the Bills linebackers and his sixth season in the NFL in 2016.

In April's first year working with the Bills linebackers, Preston Brown excelled as he racked up 117 tackles, two interceptions—including one returned for a touchdown, six quarterback hits and four passes defended. Under April's watch, Brown's 117 tackles ranked as the second most among all second year defensive players.

April worked with the Jets from 2013 to 2014. April served as quality control coach assisting with the linebackers in 2013, helping Calvin Pace record his first career double-digit sack season when he tallied 10 quarterback takedowns.

April expanded his role in 2014 to become the Jets' linebackers coach. Under April's watch, both David Harris (123) and Demario Davis (115) cracked the 100-tackle mark.

Prior to joining the Jets, April spent two seasons with Philadelphia (2011-12) as a defensive quality control coach on Andy Reid's staff.

Before entering the NFL's coaching ranks full-time, he spent one season at Nicholls State as the special teams coordinator/safeties coach in 2010 after three seasons as the special teams coordinator/inside linebackers coach at Portland State (2007-09).

Served three summer internships with NFL teams during his college career, working for the Bills (2004), Jaguars (2003) and Rams (2002).

April worked as the special teams coordinator/inside linebackers coach for Portland State in 2007. At 25, he was believed to be the youngest coordinator in Division I football.

Under April's guidance, Portland State produced All-American linebackers Andy Schantz and Jordan Senn.

April began his coaching career as a graduate assistant at Tulane in 2005.

PERSONAL

A native of Mandeville, LA, April earned his bachelor's degree in sports management at Louisiana - Lafayette. He is the son of Tennessee Titans Special Teams Coordinator Bobby April, Jr. April is married to his wife, Laura, and they have a daughter, Olivia Grace.

APRIL'S COACHING CAREER

NFL

2015-	Buffalo Bills	Linebackers
2014	New York Jets	Linebackers
2013	New York Jets	Quality Control/Defense and Assistant Linebackers
2011-12	Philadelphia Eagles	Quality Control/Defense (Secondary)

COLLEGE

2010	Nicholls State	Special Teams Coordinator/Safeties
2007-09	Portland State	Special Teams Coordinator/Inside Linebackers
2005-06	Tulane	Graduate Assistant

BUFFALO BILLS RECORD BOOK

MOST TACKLES, Career

RK. PLAYER	TOTAL	SOLO	AST.
1. London Fletcher	730	495	235
2. Henry Jones	664	516	148
3. Phil Hansen	633	456	177
4. Bruce Smith	620	458	162
5. Terrence McGee	501	424	77





DEFENSIVE LINE COACH

4TH YEAR IN THE NFL
1ST YEAR WITH THE BILLS

JOHN BLAKE



2016 STAFF

COACHING EXPERIENCE

John Blake enters his first year with the Bills and his fourth season in the NFL after being announced as the team's defensive line coach on March 15, 2016.

A two-time Super Bowl champion (XXVII & XXIX), Blake will be beginning his second NFL stint. During Blake's first NFL coaching stint, he served as the Dallas Cowboys defensive line coach from 1993 to 1995.

Under Blake's guidance, Cowboys defensive lineman Leon Lett, Charles Haley, Russell Maryland and Tony Tolbert all earned Pro Bowl honors. Dallas' 1994 defensive front particularly earned high marks, as the Cowboys led the league in rush defense and the entire defensive unit was the NFL's top-ranked defense and finished second in the NFL in sacks.

In addition to his NFL experience, Blake spent more than 20 seasons coaching on the collegiate level—working with future first round picks Ndamukong Suh, Robert Quinn, Quinton Coples, Adam Carriker and Kentwan Balmer.

Following his time with the Cowboys, Blake moved on to become the head coach of his alma mater—the Oklahoma Sooners.

Blake was at the helm of the Sooners program from 1996 to 1998, naming current Bills Head Coach Rex Ryan the team's defensive coordinator for the 1998 season.

Blake originally began his coaching career in 1985 as a student assistant with Oklahoma, helping lead the Sooners to the program's 14th national

championship. Following working with the Sooners in 1986 as a graduate assistant, Blake earned his first full-time opportunity in 1987 with Tulsa, where he coached the tight ends and wide receivers.

Blake returned to his alma mater in 1989 to coach the Sooners' defensive line and then the squad's linebackers from 1990 to 1992.

Following his time leading the Sooners' program, Blake spent four years as the director of a professional developmental camp called "A Chance To Advance Football Camp." Among his clients were Miami Dolphins defensive end Jason Taylor, New Orleans Saints defensive end Darren Howard and Indianapolis Colts defensive end Dwight Freeney among many others.

Blake reemerged in the college coaching ranks in 2003 as Mississippi State's defensive line coach before going on to hold the same position for the Nebraska Husker (2004-06) and the North Carolina Tar Heels (2007-10).

Following his time with the Tar Heels, Blake spent time working with and developing current NFL players including Leonard Williams, Eddie Goldman, Jason Pierre-Paul and current Bills defensive end Jerry Hughes.

PERSONAL

A native of Rockford, Ill., Blake played for Switzer at Oklahoma from 1979-82, where he earned All-Big Eight honors at nose guard. Blake earned his bachelor's degree in public relations and recreation from Oklahoma in 1986. He and his wife, Freda, have one son, Jourdan.

BLAKE'S COACHING CAREER

NFL

2016-	Buffalo Bills	Defensive Line
1993-95	Dallas Cowboys	Defensive Line

COLLEGE

2007-10	North Carolina	Associate Head Coach/Recruiting Coordinator/Defensive Line
2004-06	Nebraska	Defensive Line
2003	Mississippi State	Defensive Line
1996-98	Oklahoma	Head Coach
1990-92	Oklahoma	Linebackers
1989	Oklahoma	Defensive Line
1987-89	Tulsa	Tight Ends/Wide Receivers
1986	Oklahoma	Graduate Assistant
1985	Oklahoma	Student Assistant/Defensive Line



OFFENSIVE LINE COACH

16TH YEAR IN THE NFL
2ND YEAR WITH THE BILLS

AARON KROMER



COACHING EXPERIENCE

Aaron Kromer enters his second season in Buffalo and 16th season in the NFL coaching ranks in 2016, as he returns as the team's offensive line coach.

Kromer's unit achieved high marks in the first year under his tutelage in 2015. The Bills offensive line helped pave the way to the Bills having both the top rushing attack in the NFL in yards (2,432) and yards per carry (4.78). In addition, the Bills had three rushers surpass the 500-yard mark (LeSean McCoy-895, Tyrod Taylor-568, Karlos Williams-517) for the first time since 1962.

Offensive guard Richie Incognito and center Eric Wood both particularly excelled under Kromer's watch last season. Incognito and Wood each started all 16 games en route to becoming the first Bills guard to earn Pro Bowl honors since Ruben Brown in 2003 and the first Bills center to be Hawaii-bound since Kent Hull in 1990.

Prior to coming to Buffalo, Kromer's coaching career included stops in Oakland, Tampa Bay, New Orleans, and Chicago. Before reaching the NFL ranks, Kromer spent nine seasons at the collegiate level both at Miami (Ohio) and Northwestern.

Kromer joined the Bills from the Chicago Bears' organization where he served as the team's offensive coordinator in 2014 and the offensive coordinator/offensive line coach in 2013. Under his watch, guard Kyle Long earned two Pro Bowl berths—the first Bears offensive lineman to earn Pro Bowl honors since 2006.

Before his time in Chicago, Kromer spent five years with the New Orleans Saints where he worked with the offensive line and running backs in addition to serving as the interim head coach of the Saints for the first six games of the 2012 regular season.

During his tenure as the Saints offensive line coach, five blockers were named to 10 Pro

Bowls; tackle Jermon Bushrod in from 2012-2013, guard Jahri Evans from 2010-2013, center Jonathan Goodwin in 2010, guard Carl Nicks from 2011-2012 and tackle Jon Stinchcomb in 2010. Also during his time there, New Orleans was tied for the fewest sacks allowed in the NFL with 96.

During Kromer's first season as the Saints offensive line/running game coach, New Orleans earned its first Super Bowl Championship in franchise history as the offense led the NFL in total offense averaging 403.8 yards per game and scoring offense averaging 31.9 points per game.

Kromer joined the Saints organization after spending three years in Tampa Bay from 2005-2007 working as the Buccaneers senior assistant/offensive line coach the final two seasons after joining the club as a senior assistant in 2005 with a focus on the offensive line. In 2005, guard Dan Buehning earned All-Rookie honors and in 2006, guard Arron Sears accomplished the same feat under Kromer.

He joined Tampa Bay after a four-year stint with the Oakland Raiders from 2001 to 2004. He started as assistant offensive line coach in 2001 before being promoted to the offensive line coach in 2002. While in Oakland, Kromer tutored two players to Pro Bowl selections: tackle Lincoln Kennedy from 2001-02 and center Barrett Robbins in 2002. He also coached tackle Robert Gallery to an all-rookie selection in 2004.

Kromer got his coaching start at his alma mater, Miami University (Ohio), where he worked for nine seasons (1990-98) before coaching Northwestern's offensive line from 1999-2000.

PERSONAL

A native of Sandusky, OH, Kromer played offensive tackle for Miami (Ohio) from 1986-1989. Kromer and his wife, Dawn, have a son, Zachary, and a daughter, Brooke.

KROMER'S COACHING CAREER

NFL		
2015-	Buffalo Bills	Offensive Line
2013-14	Chicago Bears	Offensive Coordinator/Offensive Line
2008-12	New Orleans Saints	Offensive Line/Running Game Coordinator
2005-07	Tampa Bay Buccaneers	Senior Assistant, Offensive Line
2001-04	Oakland Raiders	Assistant Offensive Line/Offensive Line
COLLEGE		
1999-00	Northwestern	Offensive Line
1990-98	Miami (Ohio)	Grad Assistant/Tight Ends/H-Backs/Offensive Line



WIDE RECEIVERS COACH

10TH YEAR IN THE NFL
2ND YEAR WITH THE BILLS



SANJAY LAL

2016 STAFF

COACHING EXPERIENCE

Sanjay Lal will enter his second season as the Bills wide receivers coach in 2016 and his 10th season in the NFL coaching ranks.

WR Sammy Watkins particularly excelled under Lal's watch in 2015—notching his first 1,000 yard season and leading the NFL in average yards at the point of the catch (14.7). Once healthy, Watkins exploded following the Bills bye week in week eight, finishing third in NFL in receiving yards (900) from week 9 to 17.

Lal's receiving group also played a large role in Bills QB Tyrod Taylor recording the second-best passer rating (99.4) in franchise history—behind only Hall of Fame quarterback Jim Kelly's passer rating in 1990.

Before arriving in Buffalo, Lal spent the three seasons with the New York Jets as a wide receivers coach. Prior to his time in New York, Lal spent five seasons with the Oakland Raiders, the last three as a wide receivers coach.

With the Jets, Lal helped incorporate Eric Decker in to the wide receiver group in 2014 and coached him to 74 receptions for 962 yards and five touchdowns, including a career-high 10 receptions for 221 yards and one score against Miami.

In 2013, Lal managed a group that was held back by injuries. Jeremy Kerley led the team in both receptions with 43 and receiving yards with 523—including a Jets record six third-down conversions in a win vs. New England. Lal also helped with the in-season signing of David Nelson, who joined the team in Week Five. Nelson finished second on the team in receptions with 36 and third in receiving yards with 423.

In his first season with the Jets, Lal guided Kerley to a career-high with 56 receptions, 827 receiving yards and 14.8 yards per catch.

While with Oakland, Raiders wide receivers finished sixth in the NFL with an average of 15.0 yards per catch. 2011 fourth-round draft selection Denarius Moore ended the season with 18.7 yards per reception, fourth-highest among wide receivers in the NFL—including two Pepsi Rookie of the Week honors. Darrius

Hayward-Bey enjoyed his most successful season under Lal's tutelage, totaling 64 receptions for 975 yards and four touchdowns, all career highs.

In 2010, he mentored one of the youngest receiving units in the NFL, as no Oakland receiver entered the year with more than three seasons of pro experience. Lal helped rookie Jacoby Ford average 18.8 yards per reception en route to earning one Pepsi Rookie of the Week honors.

In his first season as wide receivers coach, Lal oversaw the development of rookies Hayward-Bey and Louis Murphy in 2009. The pair became the first rookie tandem to start at wide receiver in the NFL since 2000. He spent 2007-08 as an assistant wide receivers coach with the Raiders.

Prior to coaching in the NFL, he spent three seasons as an offensive assistant and quarterbacks coach at the University of California. The Golden Bears played in a bowl game each of Lal's three seasons at Cal and captured a share of the school's first Pac-10 title in 2006.

Before his time at Cal, he was a quarterbacks and strength, speed and conditioning coach at Saint Mary's college in 2004, and a wide receivers coach at Los Medanos College in 2003.

Lal also spent six years as the passing game coordinator and wide receivers coach at Miramonte (CA) High School where the program won five North Coast Section Championships and one state title.

Before his coaching career, Lal attended the University of Washington where he played wide receiver on the football team and was a Husky Hall of Fame selection. Lal was on the Huskies 1992 National Championship team and a member of two Rose Bowl teams.

Lal was invited to training camp with the Raiders in 1995, spent time with the St. Louis Rams in 1998 and signed with the Scottish Claymores of NFL Europe in 1999.

PERSONAL

Lal graduated from the University of Washington with a degree in business administration.

LAL'S COACHING CAREER

NFL

2015-	Buffalo Bills	Wide Receivers
2012-14	New York Jets	Wide Receivers
2009-11	Oakland Raiders	Wide Receivers
2007-08	Oakland Raiders	Assistant Wide Receivers/Quality Control

COLLEGE

2004-06	University of California	Offensive Assistant/Quarterbacks
2004	Saint Mary's College	Quarterbacks/Strength, Speed & Conditioning
2003	Los Medanos College	Wide Receivers

HIGH SCHOOL

1996-02	Miramonte (CA) High School	Passing Game Coor./Wide Receivers
---------	----------------------------	-----------------------------------



QUARTERBACKS COACH

12TH YEAR IN THE NFL
3RD YEAR WITH THE BILLS



DAVID LEE

COACHING EXPERIENCE

David Lee, who is in the midst of his second stint in Buffalo after also serving as the Bills quarterbacks coach in 2012, enters his 12th season in the NFL and his third season with the Bills. Lee brings a wealth of coaching knowledge to the Bills' staff as he coached both at the collegiate level and in the NFL for 42 years.

Lee's return to Buffalo in 2015 was a remarkable success, as Bills quarterback Tyrod Taylor became the first Buffalo quarterback to earn Pro Bowl honors since Drew Bledsoe in 2002.

Under Lee's tutelage, Taylor established a new franchise record for rushing yards by a Bills QB in a single season with 568 yards. In addition to providing a dynamic threat on the ground, Taylor made the Bills a viable threat through the air as his 99.4 passer rating is the second-best in team history behind only Jim Kelly in 1990.

Before rejoining the Bills, Lee spent the two seasons as quarterbacks coach with the New York Jets. During his time in New York, Lee oversaw QB Geno Smith—who in 2013 became the first rookie quarterback in team history to start all 16 games and became the first quarterback since the merger to record four game-winning drives in the fourth quarter or overtime in his first seven career games.

In 2012 with the Bills, Lee guided QB Ryan Fitzpatrick to a personal single-season best 24 touchdown passes—which marked the fifth-most by a Bills signal caller.

Between NFL jobs, Lee spent time at the University of Mississippi for one season in 2011 as the offensive coordinator-quarterbacks coach.

Prior to his time at Ole Miss, Lee spent three seasons in Miami as the Dolphins' quarterbacks coach from 2008-10. While with the Dolphins, both Chad Pennington in 2008 and Chad Henne in 2010 recorded 3,000 yard

seasons under Lee's guidance. Pennington was the 2008 runner-up for NFL MVP and was named the AFC's Comeback Player of the Year.

In 2007, Lee spent a season as the offensive coordinator-quarterbacks coach for the University of Arkansas Razorbacks.

Lee's first stint in the NFL came with the Dallas Cowboys as the team's offensive quality control coach from 2003-06 and added quarterback responsibilities in 2005. In his four years with Dallas, three different signal callers reached the 3,000-yard plateau in a single-season.

Before becoming a coach at the pro-level, Lee spent 29 years coaching college football. Lee began his coaching career at the University of Tennessee Martin from 1975-1976 where he was a quarterbacks/receivers coach. He then returned to his alma mater to handle the quarterback coaching duties at Vanderbilt University in 1977. From 1978-1982 then, he coached quarterbacks at the University of Mississippi before becoming the offensive coordinator-quarterbacks coach at New Mexico in 1983. From 1984-1987, he became the quarterbacks/fullbacks coach at Arkansas and in 1988, he held the duty of offensive coordinator/quarterbacks coach for the Razorbacks.


Lee landed his first head coaching job at the University of Texas El-Paso in 1989 and held that position until 1993. He then moved on to Rice University where he became the offensive coordinator-quarterbacks coach from 1994-2000. Before heading to the NFL, Lee returned to Arkansas for two seasons as the quarterbacks coach from 2001-2002.

PERSONAL

Before coaching, Lee was a three-year letter-winner and captain at quarterback for Vanderbilt from 1972-1974. He led the SEC in passing and was named the MVP on the 1974 Peach Bowl team.

LEE'S COACHING CAREER

NFL			COLLEGE		
2015-	Buffalo Bills	Quarterbacks	1994-00	Rice	Offensive Coordinator/ QBs
2013-14	New York Jets	Quarterbacks	1989-93	UTEP	Head Coach
2012	Buffalo Bills	Quarterbacks	1984-88	Arkansas	Quarterbacks/ FBs
2008-10	Miami Dolphins	Quarterbacks	1983	New Mexico	Offensive Coordinator/ QBs
2003-06	Dallas Cowboys	Off. Quality Control/ Quarterbacks	1978-82	Ole Miss	Quarterbacks
COLLEGE			1977	Vanderbilt	Quarterbacks
			1975-76	Tennessee-Martin	Quarterbacks/ Wide Receivers/ Tight Ends
2011	Ole Miss	Offensive Coordinator/ QBs			
2007	Arkansas	Offensive Coordinator/ QBs			
2001-02	Arkansas	Quarterbacks			



ASSISTANT HEAD COACH/RUNNING BACKS

17TH YEAR IN THE NFL
2ND YEAR WITH THE BILLS

ANTHONY LYNN



2016 STAFF

COACHING EXPERIENCE

Anthony Lynn enters his 17th year in the NFL and his second year as the Bills assistant head coach/running backs in 2016.

Lynn's coaching has become synonymous with prolific rushing attacks—as since 2009 Lynn's teams (Jets '09-'14, Bills '15) have rushed for 15,588 yards—which ranks as the most combined yards on the ground in the NFL over that time period.

Lynn's first year with the Bills saw his group rank as the best in the league—as the Bills notched both the top rushing attack in the NFL in yards (2,432) and yards per carry (4.78).

The Bills rushing attack also proved to be incredibly versatile in 2015, as three Buffalo rushers surpassed the 500-yard mark (LeSean McCoy-895, Tyrod Taylor-568, Karlos Williams-517) for the first time since 1962.

Lynn's running back group also provided the Bills offense with an explosive element in 2015 as the Bills racked up 70 runs of 10+ yards—the most in the NFL.

Prior to his arrival in Buffalo, Lynn spent time with five different teams including the Jaguars, Cowboys, Browns, Jets and Broncos and as a player, he had two different stints with the Broncos and also spent time with the 49ers.

Lynn spent six seasons with the Jets overseeing the running backs and adding the title of assistant head coach in 2013.

In 2014, Lynn worked with the trio of Chris Ivory, Bilal Powell and newcomer Chris Johnson to turn the Jets into the 3rd ranked rushing offense in the NFL at 142.5 yards per game. Ivory had one of the best years of his career, securing the most touchdowns he's scored in a single season (seven) and the second-most rushing yards (821). In addition, Chris Johnson's career rebounded as he averaged 4.3 yards per carry after he gained under four yards per carry in 2013. Johnson also finished in the top five in the NFL in yards after contact.

After Ivory was acquired in a draft-day trade before the 2013 season, Lynn helped the fourth-year pro establish a team-leading 833 yards on 182 carries (4.6 average). Ivory's 2.69 yards after contact per attempt ranked third among all runners with at least 100 carries last season. Bilal Powell, who gained 697 yards on 176

carries, also finishing tied for second on the team with 36 receptions. The 1,530 combined rushing yards by Ivory and Powell were the most by the Jets top two runners since LaDainian Tomlinson (914) and Shonn Greene (766) combined for 1,680 yards in 2010.

Lynn came to the Jets after spending the previous two years as a running backs coach with the Browns from 2007-08. With the Browns, he worked with Jamal Lewis and helped him produce back-to-back 1,000-yard seasons. In 2007, Lewis rushed for 1,304 yards despite only playing in 14 games.

Before the Browns, Lynn spent two years as the Cowboys running backs coach from 2005-2006. While in Dallas, he oversaw the emergence of Julius Jones and Marion Barber III as the two combined for over 1,500 yards on the ground both seasons.

Prior to Dallas, Lynn coached the running backs for the Jacksonville Jaguars. Under his guidance, Fred Taylor recorded two of the top four rushing seasons in team history, including his career-best 1,572 yards in 2003.

He began his coaching career with the Denver Broncos as an offensive assistant and assistant special teams coach.

PERSONAL

As a player, Lynn entered the NFL as an undrafted free agent with the Giants in 1992 but was released after training camp. He made the 1993 Broncos roster and saw action in 13 games but spent 1994 on IR after breaking his leg. Lynn spent the 1995-96 seasons with the 49ers. Following his time in San Francisco, Lynn rejoined the Broncos spending three seasons as a HB/TE/FB, winning back-to-back Super Bowl championships (XXXII, XXXIII).

He ran for 1,911 yards and 17 touchdowns on 481 carries at Texas Tech, earning All-South West Conference honors.

Lynn's two kids are D'Anton, his son, and Danielle, his daughter. The Jets signed D'Anton, a DB out of Penn State, as an undrafted free agent (05/04/12), and he spent time with the scouting department in 2013 and a coaching intern in 2014. Danielle is a senior at the University of Oklahoma, majoring in Human Anatomy and Physiology. Lynn's wife, Stacey Bell Lynn, worked last as a news anchor at WNBC in New York City and now resides in Buffalo.

LYNN'S COACHING CAREER

NFL

2015-	Buffalo Bills	Running Backs/Assistant Head Coach
2014	New York Jets	Running Backs/Assistant Head Coach
2009-13	New York Jets	Running Backs
2007-08	Cleveland Browns	Running Backs
2005-06	Dallas Cowboys	Running Backs
2003-04	Jacksonville Jaguars	Running Backs
2000-02	Denver Broncos	Offensive Assistant/Assistant to Special Teams



DEFENSIVE ASSISTANT

4TH YEAR IN THE NFL

2ND YEAR WITH THE BILLS

D'ANTON LYNN



COACHING EXPERIENCE

D'Anton Lynn enters his second season on the Bills defensive coaching staff and his fourth year in the NFL ranks in 2016.

During Lynn's first year working with the Bills, the defense consistently displayed an ability to make life difficult for opposing quarterbacks—holding opponents to a 57.6 completion percentage which was third best in the league and racking up 17 interceptions, good for sixth in the NFL.

Lynn was with the New York Jets organization from 2013 to 2014. In 2014, he was a member of the coaching staff as a seasonal intern and in 2013, he spent time with the scouting department.

Before coaching, Lynn played professional football in the CFL with the Hamilton Tiger-Cats in 2013. Lynn originally signed with the New York Jets as an undrafted free agent out of college and spent time as a cornerback in their training camp in 2012.

PERSONAL

Prior to the NFL, Lynn spent four years playing football at Penn State and was a three time All-Big Ten honorable mention selection. Lynn is the son of Bills Assistant Head Coach/Running Backs Coach Anthony and Cynda.

LYNN'S COACHING CAREER

NFL

2015-	Buffalo Bills	Defensive Assistant
2014	New York Jets	Seasonal Intern

BUFFALO BILLS ALL-TIME GENERAL MANAGERS

On May 16, 2013, Doug Whaley became the 12th general manager in team history. Below is a look at the complete history of Bills General Managers:

Dick Gallagher (1960-1966)	John Butler (1993-2000)
Bob Lustig (1967-1978)	Tom Donahoe (2001-2005)
Stew Barber (1979-1982)	Marv Levy (2006-2007)
Pat McGroder (1983)	Russ Brandon (2008-2009)
Terry Bledsoe (1984-1985)	Buddy Nix (2010-2012)
Bill Polian (1986-1992)	Doug Whaley (2013-)



DEFENSIVE BACKS COACH

17th YEAR IN THE NFL2nd YEAR WITH THE BILLS

TIM MCDONALD



COACHING EXPERIENCE

Tim McDonald enters his second year working with the Bills defensive backs and his fourth year coaching in the NFL in 2016.

The Bills defensive backs excelled under McDonald's watch in 2015, as rookie CB Ronald Darby and CB Stephon Gilmore both finished with in the top 10 of the NFL in passes defended with 21 and 18 pass breakups respectively. In total, the Bills defense led the NFL with 93 passes defended.

In addition to excelling breaking up passes, the Bills DBs consistently displayed an ability to make life difficult for opposing quarterbacks—with the Bills defense holding opponents to a 57.6 completion percentage which was third best in the league and racking up 17 interceptions, good for sixth in the NFL.

McDonald spent the 2013 and 2014 seasons as the Jets Defensive Backs coach.

In his first season with the Jets, McDonald inherited a secondary with one returning starter, CB Antonio Cromartie, who was selected to his second-consecutive Pro Bowl after tying for the team lead with three interceptions.

McDonald integrated veteran S Ed Reed into the defense after he signed with the team in-season, helping reduce the passing touchdowns allowed to nine and the opponents' passer rating to 80.3, ranking in the top 10 league-wide over the final seven games.

He also aided in the development of first-round draft choice, CB Dee Milliner, who garnered Defensive Rookie of the Month honors after

finishing December with 27 tackles, three interceptions and 13 passes defended.

McDonald continued his work with the Jets defensive backs in 2014, helping CB Darrin Walls provide his best season as a pro as he notched a career-high 12 passes defenses and two INTs.

McDonald got his start in coaching at the collegiate level with Fresno State as he was hired as a secondary coach on January 4, 2012.

PERSONAL

Prior to coaching, McDonald played safety for 13 seasons in the NFL from 1987-99 with the St. Louis/Phoenix Cardinals (1987-92) and the San Francisco 49ers (1993-99). He was selected to six Pro Bowls, including five-straight from 1991-95, and was named All-Pro six times. McDonald helped the 49ers win Super Bowl XXIX with a 49-26 victory over the San Diego Chargers. Over his 13-year NFL career, he played in 191 games, making 187 starts. McDonald finished his pro career with 1,063 tackles, 40 interceptions and he recovered 16 fumbles. McDonald was drafted by the St. Louis Cardinals in the second round (34th overall pick) of the 1987 NFL Draft.

McDonald, a native of Fresno, CA, graduated from Southern California, where he majored in communications. He and his wife, Alycia, have two sons, Timothy Jr. (TJ) and Tevin, and one daughter, Taryn. TJ was selected in the third round of the 2013 NFL Draft by the Rams after a career at USC. Tevin, also a defensive back, signed with the Oakland Raiders as an undrafted free agent earlier this year. Tevin played his college ball at Eastern Washington after transferring from UCLA. His daughter Taryn is currently enrolled at USC.

MCDONALD'S COACHING CAREER

NFL

2015-
2013-14Buffalo Bills
New York JetsDefensive Backs
Defensive Backs

COLLEGE

2012

Fresno State

Secondary



OFFENSIVE ASSISTANT

4TH YEAR IN THE NFL

2ND YEAR WITH THE BILLS

PATMEYER



COACHING EXPERIENCE

Pat Meyer is in his first year as an offensive assistant for the Buffalo Bills after spending one season as the team's football operations consultant.

Meyer provided assistance to the Bills offensive line in 2015 and the unit achieved exemplary marks. The Bills offensive line helped pave the way to the Bills having both the top rushing attack in the NFL in yards (2,432) and yards per carry (4.78). In addition, Bills G Richie Incognito and C Eric Wood earned Pro Bowl honors for their performances.

Meyer spent 2014 working with the Chicago Bears as the team's offensive line coach. Under his tutelage, Bears offensive guard Kyle Long earned his way to his second career Pro Bowl appearance. Meyer also assisted with the Bears offensive line in 2013, when the team allowed just 30 sacks—tied for the fourth fewest in the NFL. In addition, Meyer helped Long become the first Bears offensive lineman to be named to the Pro Bowl since 2006 and the first Chicago rookie to be selected to the Pro Bowl at an offensive position since RB Gale Sayers in 1965.

Meyer joined the Bears after one season in Montreal as the Alouettes offensive line coach. In 2012, the Alouettes were third in the league in scoring (26.6 points per game), tied for first in touchdowns (51), second in passing (293.2 yards per game) and tied for first in fewest sacks allowed (30). He was named offensive coordinator at the conclusion of that season.

Prior to his time in Montreal, Meyer spent four seasons at his alma mater, Colorado State (2008-11). In his first season he worked as the Rams offensive line coach before adding the title of run game coordinator a year

later. In 2010, he became Colorado State's offensive coordinator. During his time at Colorado State, six offensive lineman that Meyer coached signed with NFL teams.

Meyer spent the 2006 season at North Carolina State as the offensive line coach. He also has nine years of experience as a strength and conditioning coaching working at Florida State (2007), NC State (2000-05) and Memphis (1999-2000).

In 1997, Meyer made his coaching debut at Memphis as a graduate assistant before working as the offensive assistant in 1998 with a focus on the Tigers offensive line and tight ends. He was the school's assistant strength coach in 1999 before working as the director of strength and conditioning for the first five months of 2000.

PERSONAL

Meyer was a four-year letterman at Colorado State (1991-94), earning all-WAC honors three-straight years. As a senior he was team captain, earning first-team all-conference accolades and was named an Academic All-American. He went on to sign with the NFL's Arizona Cardinals as an undrafted rookie free agent in 1995 before playing in the Arena Football League with the St. Louis Stampede in 1996. An all-state selection and a four-year starter at Girard (Ohio) High School, Meyer also lettered in wrestling, basketball, baseball and track.

Meyer and his wife, Erin, have three daughters, Christina, Emma and Sophia. He earned his bachelor's degree in exercise and sports science from CSU in 1995.

MEYER'S COACHING CAREER

NFL

2016-	Buffalo Bills	Offensive Assistant
2015	Buffalo Bills	Football Operations Consultant
2014	Chicago Bears	Offensive Line
2013	Chicago Bears	Assistant Offensive Line

CFL

2012	Montreal Alouettes	Offensive Coordinator/Offensive Line
------	--------------------	--------------------------------------

COLLEGE

2010-11	Colorado State	Offensive Coordinator
2009	Colorado State	Offensive Line/Run Game Coordinator
2008	Colorado State	Offensive Line
2007	Florida State	Strength and Conditioning
2006	NC State	Offensive Line
2000-05	NC State	Director of Strength and Conditioning
2000	Memphis	Director of Strength and Conditioning
1999	Memphis	Assistant Strength Coach
1998	Memphis	Offensive Assistant
1997	Memphis	Graduate Assistant



SENIOR OFFENSIVE ASSISTANT

25TH YEAR IN THE NFL
2ND YEAR WITH THE BILLS

CHRIS PALMER



2016 STAFF

COACHING EXPERIENCE

Chris Palmer enters his second season as the Bills senior offensive assistant and his 25th year in the NFL coaching ranks.

The Bills offensive attack during Palmer's first season in Buffalo. The Bills offense led the NFL in a number of categories including rushing (152.0 yards per game), yards per rush (4.78), big play touchdowns (24 touchdowns of 20+ yards) and scoring from outside the red zone (194 points).

As a result of the Bills offensive successes in 2015, the team had four offensive players (QB Tyrod Taylor, C Eric Wood, G Richie Incognito and RB LeSean McCoy) earn Pro Bowl honors for the first time since 2002.

Palmer spent the 2014 season as an offensive assistant with the San Francisco 49ers. He was the offensive coordinator of the Tennessee Titans in 2011 and 2012. Palmer began coaching college football before he coached at nearly every professional level including over two decades in the NFL.

While in Tennessee, Palmer led the Titans to the fourth highest passing yardage total (3,923 net yards) in franchise history in 2011. Under Palmer's tutelage, Matt Hasselbeck recorded the third-highest passing total (3,571) of his career and five pass catchers set career highs.

In 2010, Palmer was the head coach and general manager of the Hartford Colonials in the United Football League.

From 2007-09, Palmer was the quarterbacks coach for the New York Giants. He worked with Eli Manning and helped to guide the 2008 edition of the Giants to a Super Bowl XLII title and Manning earned MVP honors for the game.

Palmer spent the 2006 season as the quarterbacks coach with the Dallas Cowboys. In his one season there, Tony Romo led the Cowboys to the playoffs in his first season as the starter.

Before going to Dallas, Palmer was with the Houston Texans from 2001-2005 as the first offensive coordinator in Texans history. He joined the Texans after spending two seasons as the head coach for the Browns from 1999-2000 as they re-entered the NFL as an expansion team.

His first offensive coordinator job came with the Jaguars from 1997-98. During his time there, Mark Brunell led the AFC and posted the highest passer rating (91.2) of his career in 1997. In both years at Jacksonville, his offenses ranked in the top 10 in total yards.

From 1993-96, Palmer worked with the New England Patriots as a wide receivers coach and quarterbacks coach. In his one season working with Drew Bledsoe, he improved his passer rating by 20 points from the previous season.

His first job in the NFL was with the Houston Oilers as the wide receivers coach from 1990-92. His group of wide outs included four players – Curtis Duncan, Ernest Givens, Drew Hill and Haywood Jeffries - who earned Pro Bowl selections under his direction in the Oilers Run 'N Shoot offense.

Palmer has worked in a total of four professional leagues (NFL, UFL, USFL, CFL) and has 15 years of experience in the college ranks. He was the head coach for Boston University (1988-89) and New Haven (1986-87). Palmer spent two years (1984-85) as an offensive coach for the New Jersey Generals of the USFL and one season (1983) with the Montreal Concordes of the Canadian Football League. He started his coaching career at Connecticut (1972-74) and continued with stops at Lehigh (1975) and Colgate (1976-82).

PERSONAL

A native of Brewster, N.Y., Palmer played quarterback at Southern Connecticut State. He and his wife, Donna, have two children, Mark and Kristin; a granddaughter, Annette Grace; and two grandsons, Andrew and Casey.

PALMER'S COACHING CAREER

NFL

2015-	Buffalo Bills	Sr. Off. Asst.
2014	San Francisco 49ers	Offensive Asst.
2011-12	Tennessee Titans	Offensive Coord.
2007-09	New York Giants	Quarterbacks
2006	Dallas Cowboys	Quarterbacks
2001-05	Houston Texans	Offensive Coord.
1999-00	Cleveland Browns	Head Coach
1997-98	Jacksonville Jaguars	Offensive Coord.
1996	New England Patriots	Quarterbacks
1993-95	New England Patriots	Wide Receivers
1990-92	Houston Oilers	Wide Receivers

UFL

2010	Hartford Colonials	Head Coach & GM
------	--------------------	-----------------

CFL

1983	Montreal Concordes	Offensive Line
------	--------------------	----------------

USFL

1985	New Jersey Generals	Offensive Coord. Quarterbacks
1984	New Jersey Generals	Wide Receivers

COLLEGE

1988-89	Boston University	Head Coach
1986-87	University of New Haven	Head Coach
1976-82	Colgate	Offensive Coord.
1975	Lehigh	Wide Receivers
1972-74	Connecticut	Defensive Line
		Wide Receivers



DEFENSIVE LINE COACH

4TH YEAR IN THE NFL
4TH YEAR WITH THE BILLS



JASON REBROVICH

COACHING EXPERIENCE

Jason Rebrovich will enter his fourth year with the Bills and in the NFL coaching ranks in 2016. Rebrovich will serve as the Bills defensive line coach this season after working with the team's outside linebackers in 2015.

Last season, Rebrovich helped coach up a defense that consistently displayed an ability to make life difficult for opposing quarterbacks—holding opponents to a 57.6 completion percentage which was third best in the league.

Prior to being tasked with overseeing the Bills outside linebackers, Rebrovich was the team's assistant defensive line coach in 2014 and a defensive quality control coach in 2013.

Rebrovich's work with the Bills saw the defense thrive in 2014, helping coach a defense that finished fourth in the NFL in total defense (second in the AFC). The Bills defensive line played a large role in that success, leading the NFL with 54.0 sacks on the year.

helped coach a defense that established a franchise record 57.0 sacks.

Prior to coming to Buffalo, Rebrovich spent the previous 2011 and 2012 seasons at Syracuse as a defensive assistant under head coach Doug Marrone. From 2008-10, Rebrovich was the defensive coordinator at SUNY Cortland. Rebrovich began his coaching career at his alma mater of Cortland as the team's defensive line and strength coach for three seasons (2001-03).

A native of Clarence, NY, Rebrovich worked with the defensive line at Ferris State University from 2005-07 and at Concord University in 2004. He also served as the head strength and conditioning coach at both Ferris and Concord.

PERSONAL

Rebrovich earned a bachelor's degree in sports management in 2000 from Cortland...He is married to Trisha and has two daughters, Reese and Madison.

During his first season with the Bills in 2013, Rebrovich

REBROVICH'S COACHING CAREER

NFL

2016-	Buffalo Bills	Defensive Line
2015	Buffalo Bills	Outside Linebackers
2014	Buffalo Bills	Assistant Defensive Line Coach
2013	Buffalo Bills	Defensive Quality Control


COLLEGE

2011-12	Syracuse	Defensive Quality Control
2008-10	Cortland	Defensive Coordinator/Special Teams Coordinator/ Head Strength and Conditioning
2005-07	Ferris State	Defensive Line/Departmental Head Strength & Conditioning
2004	Concord	Defensive Line/Head Strength and Conditioning
2001-03	Cortland	Defensive Line/Head Strength and Conditioning

BUFFALO BILLS RECORD BOOK

Bruce Smith, the NFL all-time sack leader (200.0), and 2009 Hall of Fame selection, leads the Buffalo Bills with 12 seasons of 10+ sacks.

PLAYER	YEARS
Bruce Smith (1986-90, 92-98)	12
Aaron Schobel ('03, '05, '06, '09)	4
Mario Williams ('12, '13, '14)	3
Jerry Hughes ('13, '14)	2
Phil Hansen ('95)	1
Bryce Paup ('95)	1
Marcellus Wiley ('00)	1
Kyle Williams ('13)	1





ASSISTANT DEFENSIVE BACKS

13TH YEAR IN THE NFL
1ST YEAR WITH THE BILLS

ED REED



COACHING EXPERIENCE

Ed Reed enters his first year with the Bills and his 13th season in the NFL after being announced as the team's assistant defensive backs coach on January 13, 2016.

Reed joins the Bills coaching staff after concluding his long and distinguished playing career in 2013. A 12-year NFL veteran, Reed finished his career regarded as one of the best players to ever play the safety position.

A nine-time Pro Bowler, Reed earned first-team All-Pro honors five times (2004, 2006-08, 2010) and was the Associated Press NFL Defensive Player of the Year in 2004. In addition to his individual plaudits, Reed played a key role in the Baltimore Ravens' Super Bowl XLVII championship.

Reed's 64 career interceptions rank as the sixth-most in NFL history and his 1,590 interception return yards stands as the most all-time. In addition, Reed accumulated 699 total tackles, six sacks, 154 passes defended, 12 forced fumbles and 10 fumble recoveries.

Reed reunites with Ryan on his coaching staff after spending the first seven years of his career playing under Ryan in Baltimore. Reed also played the final seven games of his NFL career under Ryan with the New York Jets in 2013.

Reed originally entered the NFL as a first-round pick (24th overall) of the Baltimore Ravens in the 2002 NFL Draft out of Miami.

PERSONAL

The Ed Reed Foundation, Reed's charitable arm, supports community outreach in both Baltimore and Reed's hometown of St. Rose, LA. In addition to hosting football camps at Destrehan (LA) and Franklin (MD) High Schools, Ed adopted and developed a longstanding relationship with Booker T. Washington Middle School in Baltimore. As recognition for his outstanding service to the community, Reed was named the Ravens' selection for the Walter Payton NFL Man of the Year award in 2009. More information on Reed's foundation can be found by visiting: www.edreedfoundation.org.

REED'S COACHING CAREER

NFL

2016-

Buffalo Bills

Assistant Defensive Backs

WARMEST/COLDEST GAMES

WARMEST

Temperature/Conditions	Game	Date	W-L	Score
* 100/partly cloudy	at Dallas	8/14/82	W	14-10
97/clear	at San Diego	9/16/79	L	19-27
97/clear	at Dallas	9/12/93	W	13-10
91/cloudy	at Denver	9/3/95	L	7-22
90/clear	Miami	9/4/83	L	0-12
90/partly cloudy	at Tampa Bay	9/22/91	W	17-10
89/clear	at Miami	10/12/86	L	14-27
* 88/clear	at Dallas	7/29/95	L	15-21
* 88/partly cloudy	at Kansas City	9/12/74	W	35-21
88/clear	at Miami	9/17/78	L	24-31
88/clear	at Miami	9/10/89	W	27-24
88/partly cloudy	at Miami	9/16/90	L	7-30

COLDEST

Temperature/Conditions	Game	Date	W-L	Score
# 0/partly sunny, -32 wc	LA Raiders	1/15/94	W	29-23
9/windy,cloudy, -28 wc	NY Jets	12/26/93	W	16-14
11/cloudy, -14 wc	LA Raiders	12/11/88	W	37-21
12/snowy, -11 wc	Indianapolis	1/3/10	W	30-7
16/clear, -11 wc	at NY Jets	12/23/89	W	37-0
17/sunny, 7 wc	at Denver	12/21/08	W	30-23
19/cloudy	at Cincinnati	12/19/04	W	33-17
21/snow	Minnesota	12/20/75	L	13-35
21/snow	at Kansas City	12/3/78	L	10-14
22/clear	at NY Jets	12/11/77	W	14-10
22/snow	Pittsburgh	12/12/82	W	13-0
22/cloudy	at Pittsburgh	12/15/85	L	24-30
# 23/overcast	at Pittsburgh	1/6/96	L	21-40

* Preseason; # AFC Divisional Game (wc=wind chill, not available for listed games above 20 degrees)



ASSISTANT HEAD COACH/DEFENSE

18TH YEAR IN THE NFL
1ST YEAR WITH THE BILLS

ROBRYAN



COACHING EXPERIENCE

Rob Ryan enters his first year with the Bills and his 18th season in the NFL after being announced as the team's assistant head coach/defense on January 10, 2016.

Ryan comes to Buffalo with 28 years of coaching experience, 17 in the NFL. He has served stints as a defensive coordinator with the Oakland Raiders (2004-08), Cleveland Browns (2009-10), Dallas Cowboys (2011-12) and the New Orleans Saints (2013-15) and has four years of experience heading up defenses at the collegiate level.

In 2013, New Orleans finished fourth in the NFL in total defense – a 28-spot improvement from 2012. Giving up just 305.7 net yards per game compared to 440.1 in 2012, the 134.4-yard-average improvement was the biggest since the 1970 AFL-NFL merger. The Saints ranked in the top-10 in many defensive categories, including sacks (fourth), pass defense (second), scoring defense (fourth), third down conversion percentage (ninth), touchdown passes surrendered (sixth), yards after the catch (second) and big passing plays allowed (fifth).

Under his tutelage in 2011, Dallas' team defense improved to 14th overall in the NFL and seventh against the run after finishing 23rd in the 2010 opponent net yardage rankings. In 2012, the Cowboys were one of only three teams in the NFL to have two players with 11 or more sacks. Cowboys opponents were held to a 43.9% third down conversion rate, ranked tenth in the NFL.

Before landing in Cleveland, Ryan spent five seasons as Oakland's coordinator. For his work in 2006, Ryan was named the USA Today All-Joe Coordinator of the Year. In that same season, the Raiders defense led the

league in pass defense (150.8 ypg.) and ranked third in total defense (284.8 ypg).

Ryan spent four seasons (2000-03) as the linebackers coach for the New England Patriots. In his time with the Patriots, Ryan was a part of two Super Bowl championship teams – XXXVI and XXXVIII.

Ryan began his NFL coaching career in 1994 as the defensive backs coach under his father, Buddy, for the Arizona Cardinals. In his first season in Arizona, the Cardinals boasted the NFL's third ranked defense. The Cardinals led the league with 42 takeaways in 1995.

Following a one-year stint as defensive coordinator at Hutchinson (Kansas) Community College (1996), Ryan was Oklahoma State's defensive coordinator from 1997-99 where the Cowboys' defense continually ranked among the best in the nation. He was named Coordinator of the Year by The Sporting News in 1997. In 1999, Oklahoma State ranked 10th in the nation in total defense, and in 1998 were second in the nation with 41 sacks.

Ryan entered the coaching ranks in 1987 as a graduate assistant with Western Kentucky. He assumed similar responsibilities at Ohio State in 1988. He then spent five seasons (1989-93) at Tennessee State where he coached running backs (1989-91), linebackers (1992) and the defensive line (1993).

PERSONAL

Ryan spent two years at outside linebacker with Southwestern Oklahoma State. Ryan's father, Buddy, coached in the NFL for 26 years, serving as head coach of the Philadelphia Eagles and Arizona Cardinals. He was an assistant on three different teams to make the Super Bowl (New York Jets, Chicago, Minnesota), capturing championships with the Jets and the Bears.

RYAN'S COACHING CAREER

NFL

2016-	Buffalo Bills	Assistant Head Coach/Defense
2013-15	New Orleans Saints	Defensive Coordinator
2011-12	Dallas Cowboys	Defensive Coordinator
2009-10	Cleveland Browns	Defensive Coordinator
2004-08	Oakland Raiders	Defensive Coordinator
2000-03	New England Patriots	Linebackers Coach
1994-95	Arizona Cardinals	Defensive Backs Coach

COLLEGE

1997-99	Oklahoma State	Defensive Coordinator
1996	Hutchinson (Kan.) CC	Defensive Coordinator
1993	Tennessee State	Defensive Line
1992	Tennessee State	Linebackers
1989-91	Tennessee State	Running Backs
1988	Ohio State	Graduate Assistant
1987	Western Kentucky	Graduate Assistant



SPECIAL TEAMS ASSISTANT

5TH YEAR IN THE NFL2ND YEAR WITH THE BILLS

ERIC SMITH



COACHING EXPERIENCE

Eric Smith enters his second year working with the Bills special teams units and his third year coaching in the NFL in 2016.

Smith's first year with Buffalo saw Bills punter Colton Schmidt thrive as he set new franchise record with an average net punt of 41.3 yards. The Bills special teams units also excelled last season in kickoff return coverage, limiting opponents to an NFL-best 17.2 yards per kickoff return.

Smith began his coaching career with the New York Jets in 2014 as a seasonal intern where he assisted the special teams coaching staff.

PERSONAL

Before coaching, Smith played seven seasons in the NFL from 2006-2012 as a safety with the New York Jets. While with New York, he started 36 of 96 NFL games played. The former Michigan State Spartan was known for his tenacious special teams play and also recorded six interceptions and 3.5 sacks on defense.

SMITH'S COACHING CAREER

NFL

2015-	Buffalo Bills	Special Teams Assistant
2014	New York Jets	Seasonal Intern

BILLS ALL-TIME COACHING RECORDS

COACH	YEARS	W	L	T	PCT.
Buster Ramsey	1960-61	11	16	1	0.411
Lou Saban	1962-65, 72-76	68	45	4	0.598
Joe Collier	1966-68	13	16	1	0.450
Harvey Johnson	1968, 1971	2	23	1	0.096
John Rauch	1969-70	7	20	1	0.268
Jim Ringo	1976-77	3	20	0	0.130
Chuck Knox	1978-82	37	36	0	0.507
Kay Stephenson	1983-85	10	26	0	0.278
Hank Bullough	1985-86	4	17	0	0.190
Marv Levy	1986-97	112	70	0	0.615
Wade Phillips	1998-2000	29	19	0	0.604
Gregg Williams	2001-2003	17	31	0	0.354
Mike Mularkey	2004-2005	14	18	0	0.438
Dick Jauron	2006-2009	24	33	0	0.421
Perry Fewell (Interim HC)	2009	3	4	0	0.429
Chan Gailey	2010-12	16	32	0	0.333
Doug Marrone	2013-14	15	17	0	0.375
Rex Ryan	2015-	8	8	0	0.500
		393	451	8	0.466



QUALITY CONTROL-SPECIAL TEAMS

13TH YEAR IN THE NFL
2ND YEAR WITH THE BILLS

KATHRYN SMITH



COACHING EXPERIENCE

Kathryn Smith was named the team's Quality Control-Special Teams coach on January 20, 2016. Upon joining the Bills coaching ranks, Smith became the first female to be named to a full-time coaching position in NFL history.

PERSONAL

A native of Syracuse, New York, Smith earned her undergraduate degree from St. John's University. During her time at St. John's, Smith assisted the men's basketball team as a student manager.

Smith is entering her second season with the Bills after spending 2015 as the team's administrative assistant to the head coach.

Prior to joining the Bills in 2015, Smith spent 12 seasons working for the New York Jets. Smith originally began her career in 2003 as a Jets gameday/special events intern. She became a college scouting intern in 2005 before being promoted to player personnel assistant in 2007 and going on to be named assistant to the head coach in 2014.

SMITH'S COACHING CAREER


NFL

2016-	Buffalo Bills	Quality Control-Special Teams
-------	---------------	-------------------------------

BUFFALO BILLS RECORD BOOK

MOST FIELD GOALS MADE, SEASON

Player, Year	FGM
1. Dan Carpenter, 2014	34
2t. Dan Carpenter, 2013	33
2t. Steve Christie, 1998	33
4. Scott Norwood, 1988	32
5. Steve Christie, 1995	31



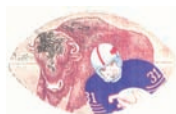
ALL-TIME BILLS LOGOS



1960-1961



1962-1964




1965-1969



1970-1973



1974-present



TIGHT ENDS COACH

6TH YEAR IN THE NFL

2ND YEAR WITH THE BILLS

TONY SPARANO



2016 STAFF

COACHING EXPERIENCE

Tony Sparano enters his second season coaching the Buffalo Bills tight ends and fifth season in the NFL in 2016.

Sparano helped Bills tight end Charles Clay transition seamlessly in 2015 as Clay joined the Bills last season from the Miami Dolphins. In his first season as a Bill, Clay turned in one of the best seasons by a Bills tight end despite having his season ended early due to injury. Under Sparano's watch Clay caught 51 receptions for 528 yards and three TDs—with ranks as the fourth best season by a Bills tight end in team history.

In addition to Clay providing the Bills aerial attack with a consistent target, Sparano's tight end group helped pave the way to the Bills having both the top rushing attack in the NFL in yards (2,432) and yards per carry (4.78).

Sparano spent the three seasons prior to coming to Buffalo with the New York Jets under current Bills' coach, Rex Ryan. In 2014, he held the position of Offensive Assistant. In the two seasons prior to that, he held intern level positions as he was an Offensive Intern in 2013 and was a Seasonal Intern in 2012.

Before joining the Jets, Sparano spent the 2011 season with the Miami Dolphins as the Offensive Quality Control Coach.

Before getting to the NFL, Sparano spent a season in the UFL as an Assistant Defensive Line Coach for the Hartford Colonials in 2010.

Before getting to the NFL, Sparano spent a season in the UFL as an Assistant Defensive Line Coach for the Hartford Colonials in 2010.

PERSONAL

Sparano attended the University of Albany where he played defensive end and was a three year letter winner. In 2008, he was named to the "ESPN the Magazine All-District 1 Academic Team."

Sparano is married to his wife, Rebecca, and has three kids, Tony Jr., Gabriella, and Mia.

SPARANO'S COACHING CAREER

NFL

2015-	Buffalo Bills	Tight Ends
2014	New York Jets	Offensive Assistant
2013	New York Jets	Offensive Intern
2012	New York Jets	Seasonal Intern
2011	Miami Dolphins	Offensive Quality Control

UFL

2010	Hartford Colonials	Assistant Defensive Line Coach
------	--------------------	--------------------------------

BUFFALO BILLS RECORD BOOK

MOST TOUCHDOWN RECEPTIONS BY A BILLS TIGHT END, CAREER

Player, Years	Touchdowns
1. Pete Metzelaars, 1985-94	25
2. Jay Riemersma, 1997-2002	20
3. Scott Chandler, 2010-14	17
4. Reuben Gant, 1975-80	15
5. Keith McKeller, 1987-93	11





OUTSIDE LINEBACKERS COACH

8TH YEAR IN THE NFL
2ND YEAR WITH THE BILLS

JEFF WEEKS



COACHING EXPERIENCE

Jeff Weeks will transition to working with the Bills outside linebackers in 2016 after assisting along the team's defensive line in 2015. A veteran coaching with more than 20 years of high school and college football coaching, Weeks will be entering his eighth season among the NFL coaching ranks.

During his first season with the Bills, the defense consistently displayed an ability to make life difficult for opposing quarterbacks—holding opponents to a 57.6 completion percentage which was third best in the league. Weeks' work with the team's defensive line also helped lead the Bills to rank third in goal-to-go scoring, limiting opponents to a 76.2 scoring percentage inside the Bills 10-yard line.

Prior to his arrival in Buffalo, Weeks worked from 2013-14 a Jets defensive assistant and defensive line/linebackers coach.

From 2010 to 2011, as a defensive line/linebackers coach, Weeks worked under former assistant head coach/linebackers coach Bob Sutton with the specific task of tutoring the outside linebackers on their assignments and techniques.

Weeks originally joined the Jets in 2009 as a defensive assistant and was promoted to defensive line coach mid-way through the season, helping the team advance to the AFC championship game.

Before coaching in New York, he served as a defensive assistant during the 2008 season with the Oakland Raiders.

In 2007 and in 2012, Weeks coached at the high school level at Tuloso-Midway in Texas. Prior to that, Weeks made stops holding various positions at Texas A&M-Kingsville in 2005-2006, Southeastern Oklahoma State in 2005, Trinity Valley Community College from 2000-04, Fort Scott Community College in 1999, University of Oklahoma in 1998, Glendale Community College from 1996-1997, Phoenix Community College in 1996, Elinwood High School (Kansas) in 1991-1994, Morehead State in 1990, Bortlesville High School in 1988-1989, and Western Kentucky in 1987.

PERSONAL

Weeks, a native of Bartlesville, OK, holds a bachelor's degree in health, physical education and recreation from Northwest Oklahoma State and a masters degree in physical education and recreation from Morehead State.

Weeks was an All-Oklahoma wide receiver in 1982 at SW Okla. and in 1985 at NW Okla. as a three-year starter. Following his collegiate career, Weeks went on to spend training camp with the Philadelphia Eagles in 1986 as a wide receiver and special teams contributor.

Weeks and his wife Lilia have two sons, Jeffery and Ryan.

WEEKS' COACHING CAREER

NFL

2016-	Buffalo Bills	Outside Linebackers
2015	Buffalo Bills	Assistant Defensive Line
2013-14	New York Jets	Defensive Assistant & Defensive Line/Linebackers
2010-11	New York Jets	Defensive Line/Outside Linebackers
2009	New York Jets	Defensive Assistant
2008	Oakland Raiders	Defensive Assistant

COLLEGE/HIGH SCHOOL

2007, 2012	Tuloso Midway (TX) HS	Linebackers/DBs/Special Teams
2005-06	Texas A&M-Kingsville	Defensive Backs/Asst. Defensive Backs
2004	Southeast Oklahoma St.	Linebackers/Special Teams
2000-03	Trinity Community College (TX)	Defensive Coordinator
1999	Fort Scott Community College (KS)	Defensive Coordinator
1998	University of Oklahoma	Quality Control/Defense
1996-97	Glendale Community College (AZ)	Defensive Coordinator
1995	Phoenix Community College	Defensive Coordinator
1991-94	Elinwood (KS) HS	Head Coach
1990	Morehead State	Wide Receivers/Special Teams
1988-89	Bartlesville HS	Assistant Coach
1984-85	NW Oklahoma State	Wide Receivers



ASSISTANT QUARTERBACKS COACH

4TH YEAR IN THE NFL
4TH YEAR WITH THE BILLS

JASON VRABLE



2016 STAFF

COACHING EXPERIENCE

Jason Vrable will enter his fourth year in the NFL and with the Bills in 2016 as he takes on a new role as the team's assistant quarterbacks coach.

Vrable spent his first three seasons with the team as the team's offensive quality control coach. Vrable transitioned to working with QB coach David Lee in 2015 after spending 2014 working with the wide receivers and 2013 with the quarterbacks.

Vrable helped Bills QB Tyrod Taylor seamlessly transition during his first season as the Bills starting quarterback. Taylor, who became the first Buffalo quarterback to earn Pro Bowl honors since Drew Bledsoe in 2002, established a new franchise record for rushing yards by a Bills QB in a single season with 568 yards. In addition to providing a dynamic threat on the ground, Taylor made the Bills a viable threat through the air as his 99.4 passer rating is the second-best in team history behind only Jim Kelly in 1990.

In his time working with the wide receivers, Vrable helped lead Sammy Watkins to the best season by a rookie wide receiver in franchise history, recording a team record 65 receptions for 982 yards and six touchdowns.

Vrable helped guide QB EJ Manuel in his rookie season in 2013, as Manuel set franchise records in both touchdowns (11) and completions (180) by a quarterback.

In his role as an Assistant QB coach, Vrable is responsible for the breakdown of film and assisting with the implementation of game plans.

Prior to coming to Buffalo, Vrable spent the past two seasons at the University of Charleston (WV), as offensive coordinator and quarterbacks & running backs coach. The UC offense led their conference in total offense (392.4 avg/g) and rushing offense (246.1 avg/g). The team set numerous school records including, rushing yards in game (454), rushing yards in season (2,910).

Before his time at the University of Charleston, he spent two seasons at Syracuse University where he helped mentor All American Quarterback Ryan Nassib.

Vrable spent the 2008 season as quarterbacks coach at Robert Morris University. He was the quarterbacks coach at his alma mater, Marietta College, in 2007. And spent the summer of 2007 as a strength intern at the University of South Florida.

PERSONAL

Vrable was a record setting quarterback at Marietta College. While with the Pioneers he set records in every single-season and career passing category, while earning ESPN the Magazine Academic All-District along with multiple Ohio Valley Conference honors. He was the 2007 Clyde Lamb Award Winner, which recognizes senior Male Scholar Athlete of the year at Marietta College. Vrable earned national attention as a three-time NCAA Division III National Player of the Week between the 2005 & 2006 seasons. Vrable holds a Masters Degree in Sports Management from Robert Morris University.

Vrable a 2003 graduate of South Park (P.A.) High school. He is married to Jill and have a son, Drake.

VRABLE'S COACHING CAREER

NFL

2016-	Buffalo Bills	Assistant Quarterbacks Coach
2013-15	Buffalo Bills	Offensive Quality Control

COLLEGE

2011-12	Charleston (WV)	Offensive Coordinator/Quarterbacks
2010	Syracuse	Graduate Assistant/Assistant to Quarterbacks Coach
2009	Syracuse	Offensive Quality Control/Assistant to Wide Receivers Coach
2008	Robert Morris	Quarterbacks
2007	Marietta	Quarterbacks



COACHING ASSISTANT

6TH YEAR IN THE NFL
2ND YEAR WITH THE BILLS

MIKE GIULIANI





COACHING ASSISTANT

1ST YEAR IN THE NFL
1ST YEAR WITH THE BILLS



ZAKKROMER



ASSISTANT TO THE HEAD COACH

13TH YEAR IN THE NFL
2ND YEAR WITH THE BILLS



LAURAYOUNG

STRENGTH & CONDITONING



HEAD STRENGTH & CONDITIONING COACH

7TH YEAR IN THE NFL
7TH YEAR WITH THE BILLS



ERICCIANO

/// COACHING EXPERIENCE

Eric Ciano is currently in his seventh season with the Buffalo Bills and his fourth season as the team's head strength and conditioning coach. Ciano oversees the year-round strength and conditioning program for the entire Bills roster. This includes coordinating offseason and in-season workout programs. In 2013, Ciano implemented the Catapult training system – a GPS-based system that captures data on each player such as acceleration and deceleration, change of direction, top speed and total distance run. The data is used to help measure players' exertion levels and prevent injuries and assist with rehabilitation assignments.

Prior to joining Buffalo, he spent five seasons at Georgia Tech overseeing strength and conditioning for all of Tech's athletic teams and working primarily with the football team.

Ciano spent 2002-04 at Tennessee as the associate head strength and conditioning coach. He served as the head strength and conditioning coach at Louisiana Tech from 2000-02. He began his college career as a graduate assistant at Tennessee from 1997-99.

/// PERSONAL

Earned his bachelor's degree in 1997 from Springfield (Mass.) College, where he lettered in football...added a master's degree from Tennessee in 1999 ... A certified collegiate strength and conditioning coach, Ciano is a member of the Collegiate Strength and Conditioning Association ... Ciano is married to the former Ashley Klimkiewicz and the couple has three boys – Brady, Jack and Luke.

CIANO'S COACHING CAREER

NFL		
2013-	Buffalo Bills	Head Strength and Conditioning
2010-12	Buffalo Bills	Co-Head Strength and Conditioning
COLLEGE		
2005-09	Georgia Tech	Director of Player Development
2002-04	Tennessee	Associate Head Strength and Conditioning
2000-02	Louisiana Tech	Head Strength and Conditioning
1997-99	Tennessee	Graduate Assistant



ASSISTANT STRENGTH & CONDITIONING COACH

3RD YEAR IN THE NFL
3RD YEAR WITH THE BILLS

HALLUTHER



COACHING EXPERIENCE

Hal Luther enters his third season with the Buffalo Bills as the assistant strength and conditioning staff. Luther assists in coordinating offseason and in-season strength and conditioning programs in addition to physical rehabilitation work for the players.

Prior to joining the Bills, he spent the previous 13 years at Syracuse University, including 2007-12 as the director of strength and conditioning program.

PERSONAL

A four-year letterman at football at Springfield College... a 2008 Dolgeville Football Hall of Fame inductee...earned a degree in health and fitness from Springfield in 1996 and a master's degree in exercise physiology in 1997 from the University of Wisconsin-LaCrosse...married to Kristin with a son (Jax) and two daughters (Ava and Kendal).

LUTHER'S COACHING CAREER

NFL

2013-

Buffalo Bills

Assistant Strength and Conditioning

COLLEGE

2007-12

Syracuse

Director Strength and Conditioning

2000-07

Syracuse

Assistant Strength and Conditioning

1998-00

North Carolina State

Assistant Strength and Conditioning

1996-97


University of Wisconsin-LaCrosse

Graduate Assistant

1996

Western Michigan

Student Assistant



STRENGTH & CONDITIONING ASSISTANT

8TH YEAR IN THE NFL
8TH YEAR WITH THE BILLS

DANLIBURD



COACHING EXPERIENCE

Dan Liburd is entering his eighth season as a member of the Bills strength and conditioning staff after joining the team in 2009. Liburd implements and oversees the team's nutrition and dietary programs for the players and assists with supervising the athlete's performance with strength and conditioning. He earned a Bachelor's degree in exercise science from Boston University and a Master's of Science From Canisius College in Health and Human Performance . Prior to coming to Buffalo, Liburd had stints as an intern at Boston University and Mike Boyle Strength and Conditioning before becoming an exercise physiologist at Peak Performance. Liburd also served as a graduate associate at Springfield College as well as a strength training and conditioning coach at American International College. Liburd is a certified strength and conditioning specialist.

PERSONAL

Liburd enjoys competing nationally in bodybuilding, powerlifting, marathons and Ironman competitions. He resides with his wife Larissa in Orchard Park, NY.

LIBURD'S COACHING CAREER

NFL

2009-

Buffalo Bills

Strength and Conditioning Assistant



STRENGTH & CONDITIONING ASSISTANT

4TH YEAR IN THE NFL
2ND YEAR WITH THE BILLS

JASON OSZVART



COACHING EXPERIENCE

Jason Oszvalt enters his second season with the Bills after spending two seasons with the New York Jets.

Oszvalt joined the NFL as a Strength and Conditioning Intern with the New York Jets in 2013 and was promoted to Assistant Strength and Conditioning coach in 2014.

Before joining the NFL, Oszvalt spent time on the strength and conditioning staff at Rutgers University (2009 intern), Villanova University (2010-2011 intern) and University of Kansas (2012 intern).

OSZVART'S COACHING CAREER

NFL

2015-	Buffalo Bills
2014	New York Jets
2013	New York Jets

Strength and Conditioning Assistant
Assistant Strength and Conditioning
Strength and Conditioning Intern

COLLEGE

2012	Kansas
2010-11	Villanova
2009	Rutgers

Strength and Conditioning Intern
Strength and Conditioning Intern
Strength and Conditioning Summer Intern



STRENGTH & CONDITIONING ASSISTANT

3RD YEAR IN THE NFL
3RD YEAR WITH THE BILLS

MARK LOECHER



COACHING EXPERIENCE

Mark Loecher is entering his third season with the Buffalo Bills as a strength and conditioning assistant. He assists the staff during all phases of team workouts and administrative tasks for the strength and conditioning staff. Loecher also monitors the Catapult Sprint GPS system and First Beat Heart Rate monitoring system to track players' on-field work load during practice and workout sessions. In the 2014 season, Loecher served as the Bills' season-long strength and conditioning intern.

Prior to joining the Bills, Loecher was a strength and conditioning apprentice for the Rochester Americans (AHL) for the 2013-14 season. He also interned in the strength and conditioning department of the Buffalo Sabres in various capacities in 2010 and 2012-2014. Loecher was the strength coach for the Men's Mercyhurst NCAA Hockey Teams for the 2012-2013 Season. He is a graduate of Mercyhurst University where he earned his master's of science degree in exercise science in 2013.

LOECHER'S COACHING CAREER

NFL

2015-	Buffalo Bills
2014	Buffalo Bills

Strength and Conditioning Assistant
Strength and Conditioning Intern

AHL

2013-14	Rochester Americans
---------	---------------------

Strength and Conditioning Apprentice

NHL

2010, 2012-14	Buffalo Sabres
---------------	----------------

Strength and Conditioning Intern



DIRECTOR OF PLAYER PERSONNEL
 16TH YEAR IN THE NFL
 4TH YEAR WITH THE BILLS



JIM MONOS

Jim Monos enters his fourth season as the Bills as Director of Player Personnel. In his current position, Monos is responsible for setting the NFL free agent board and the college draft board. In addition, he scouts college prospects throughout the year.

Prior to coming to Buffalo in 2013, Monos spent the previous eight years (2005-12) as an Area Scout with the New Orleans Saints. In his role with New Orleans, Monos was responsible for evaluating players from colleges located throughout the Southeast region of the country. Before joining the Saints in 2005, Monos served as an area scout for the Philadelphia Eagles from 2001-04 where he covered the Northeast region. In 2000, Monos served as a dual role intern for the Eagles in player personnel and media relations.

A native of Palmyra, PA, Monos was the starting quarterback at Lebanon Valley College in 1995 before transferring to Bloomsburg University where he earned a degree in journalism.



DIRECTOR OF PRO PERSONNEL
 16TH YEAR IN THE NFL
 16TH YEAR WITH THE BILLS



ROB HANRAHAN

Rob Hanrahan is entering his 16th season with the Bills and second as the team's Director of Pro Personnel.

Hanrahan's responsibilities include overseeing the Bills pro scouting staff, advance reports for upcoming opponents, evaluating free agents along with providing draft prospect evaluations.

Prior to his promotion to his current role, Hanrahan served as the team's assistant director of pro personnel in 2014 and pro personnel coordinator from 2008-13. From 2004 – 2007, Hanrahan served as a pro personnel assistant after two years as the team's scouting assistant from 2002 – 2003. He first joined the Bills as an intern in the Media Relations department in 2001.

Hanrahan earned his bachelor's degree in Sports Management from SUNY-Cortland in 2001. He resides in Lakeview, NY with his wife, Megan, and two children, Devin Joseph and Josie Mae.



PLAYER PERSONNEL ADVISOR
 17TH YEAR IN THE NFL
 4TH YEAR WITH THE BILLS



KELVIN FISHER

Kelvin Fisher enters his fourth year with the Bills and his first as the team's Player Personnel Advisory in 2016.

Fisher spent the previous three years as the Bills Director of College Scouting after joining the team in 2013. Prior to joining the Bills, Fisher spent the previous 13 years (2000-12) as a College Scout with the Pittsburgh Steelers. In his role as Director of College Scouting, Fisher oversaw the team's college scouting operation in addition to evaluating college prospects across the nation.

Fisher served as a college scout with Pittsburgh since 2000, specifically in the Western region of the

United States.


Before joining the Steelers, Fisher spent one year as the coordinator of academic accountability at his alma mater of Arizona State University. He was the liaison between the Sun Devils' student-athletes, coaches, professors and academic counselors.

Fisher worked as a juvenile probation officer in Maricopa County, AZ from 1993-96 and with the State Office for Service to Children and Family in Portland, OR (1996-99).


A native of Ambridge, PA, Fisher was a four-year starting fullback from 1988-91 at Arizona State where he graduated with a degree in social work in 1992. He joined the New York Jets as a free agent in 1992.

In April 2016, Fisher was inducted into the Beaver County Sports Hall of Fame for his accomplishments on the playing field in high school, college and his professional career in the National Football League.

He and his wife, Angela, have two children, Kelvin Jr. and Kailie. Kelvin Jr. is a graduate of the University of Arkansas and completed his college football career at the University of Texas El Paso in the fall of 2015. Kailie is a student at Arizona State University and a member of the Sun Devils' spirit squad.



PRO SCOUT
 3RD YEAR IN THE NFL
 3RD YEAR WITH THE BILLS



GERALD DIXON

Gerald Dixon is entering his third season with the Bills as a Pro Scout.

From 2008–13, Dixon was a member of the coaching staff at The Citadel. Dixon worked with the cornerbacks from 2011-13 and before that he worked with the defensive lineman, safeties and outside linebackers.

Prior to his coaching career, Dixon was a four-year starter at cornerback for Alabama from 1999-

2002. While a member of the Crimson Tide, he was a member of the 1999 SEC championship squad and earned SEC All-freshman honors. He was named to the All-SEC team after his senior season.

After concluding his college career, Dixon signed with the Detroit Lions as an undrafted free agent and also spent time with the Buffalo Bills. He played with the Scottish Claymores in NFL Europe and played two seasons with the Edmonton Eskimos of the CFL. Dixon was a member of the Eskimos Grey Cup winning team in 2005.

When his playing career came to an end, Dixon joined the coaching staff at Coral Park High School in Miami, Fla. He was tasked with coaching the team's defensive backs and special teams. Dixon also taught 11th grade English and led an afterschool peer counseling program.

Dixon, a native of Jamaica, earned his Bachelor of Arts degree in communications from Alabama in 2002. He and his wife Stacia are the parents of a daughter Sakya and son Gerald III.

**KEVIN MURPHY**

Kevin Murphy is entering his second season with the Bills as a pro scout.

**DOUG MAJESKI**

The 2016 season will mark Doug Majeski's 27th season with the Buffalo Bills. Prior to being named a National Scout, Majeski spent 12 seasons as the team's Coordinator of College Scouting.

**CHUCK COOK**

Chuck Cook enters his sixth season with the Bills after joining the team in 2011.

Cook joined the Bills after spending the three years with the Miami Dolphins as a Regional Scout, focusing on the Southwest region in the Dolphins' system.

Prior to his stint with Miami, Cook spent 11 years as the Director of College Scouting for the Kansas City Chiefs. In his role as Director of College Scouting, Cook was in charge of coordinating the team's college scouting and preparation for the annual NFL Draft after being promoted to

**MARUCS COOPER**

Marcus Cooper enters his second season as a college area scout with the Bills. Cooper is entering his sixth overall season with the team. Cooper spent his first four seasons with the team as a player personnel assistant (2013-2014) and as personnel intern (2011-2012), where he provided support to all levels of scouting and player

From 2007 – 2014, Murphy served as a pro scout for the Houston Texans, overseeing the advance scouting of opponents and evaluating players from teams around the NFL and the CFL. He first joined the Texans in 2006 as a pro scouting intern.

Murphy earned four letters as a long snapper at Fresno State from 1999-02 and earned a degree in recreation administration in May 2003. Following his collegiate career, Murphy coached tight ends and special teams at Western New Mexico in 2003. He spent 2004-05 as a graduate assistant at Mississippi State and earned a master's degree in sports administration in May 2006.

Majeski also served as an area scout for the team from 1992 to 2002.

Majeski originally joined the Bills in 1989 where his duties included assisting the coaching staff with game analysis and self-scouting. In 1992, he was named the team's BLESTO scout representative before being elevated to regional scout from 1993 - 1994.

A four-year letterman at the University at Buffalo and a three-year starter, Majeski earned first-team All-America honors in 1986 and served as a team captain in 1987. Majeski earned his bachelor's degree in Sports Management and Exercise Science from Buffalo.

He and his wife Jennifer, reside in Elma, NY with their son Matthew, and daughter Lauren.

the position in May of 1997. He spent 13 years as a regional scout in the Chiefs' system, focusing primarily on the Southeastern region.

Cook joined the NFL ranks in 1984, when he was originally hired by the Chiefs after serving as an offensive assistant with the USFL's Arizona Wranglers (1982-83). He began his coaching career at the University of Wyoming from 1980-81.

Cook starred as a wide receiver, running back and defensive back at Southern Mississippi and was inducted into the school's Hall of Fame in 1993. Following his collegiate career, he was a member of training camps with the New York Giants and New York Jets before embarking on his off-field career. He followed the path of his father, Hamp, who served as a scout for the New Orleans Saints for many years.

In Cook's time with the Bills, he has served as a national scout and director of college scouting in addition to his current role as a college area scout.

A native of Andalusia, AL, Cook earned a Bachelor of Arts degree from Southern Mississippi. He and his wife, Carla, have twin daughters, Carley and Cori, and a son Colby.

engagement departments

Prior to joining the Bills, Cooper worked on the football staff at Alcorn State University, where he served as a defensive graduate assistant, had a brief stay at McComb High School in McComb, MS where he was in charge of coaching the linebackers and special teams

Cooper finished his playing career in 2008 as a starting linebacker for the Alcorn State Braves, earning two letters (07-08). He joined Alcorn from Cophia-Lincoln Community College where he helped lead the wolves to 2006 Golden Isle Bowl Classic Championship, and finished No. 6 in the final NJCAA Poll

A native of Laurel, MS, Cooper graduated from Alcorn State in 2010 with a Master's Degree in Secondary Education Guidance Counseling and graduated in 2009 with a Bachelor's Degree in Business Administration. He resides in McComb, MS and has a son, Rylan.



COLLEGE AREA SCOUT
10TH YEAR IN THE NFL
10TH YEAR WITH THE BILLS



BRIAN FISHER

Brian Fisher is entering his 10th season with the Bills after joining the team in July of 2007. Fisher serves as an Area Scout where he covers the Midwest region of the country.

Fisher earned his bachelor's degree in Finance from Oakland University in 2002. At Clawson (MI) High School, Fisher played football.

He and his wife Nicole, live in Michigan with their son Benjamin, and daughter Grace.



COLLEGE AREA SCOUT
11TH YEAR IN THE NFL
11TH YEAR WITH THE BILLS



MATTHAND

Matt Hand enters his seventh year as a college area scout, covering primarily the western region of the country. Prior to becoming an area scout, Hand served three years as the team's BLESTO scout representative after two years as

the team's college scouting administrator from July 2005 – June 2007.

Prior to joining the Bills' college scouting department in 2005, Hand served as a training camp intern in the Player Personnel department for the Bills in 2004.

As a student at the University of Southern Mississippi, Hand worked as a student assistant for the school's football team from 2002 – 2004 and as a Graduate Assistant from 2004-2005.

Hand earned his master's degree in Science from the University of Southern Mississippi in 2005 and a bachelor's degree in Science in 2003 from Southern Mississippi. He also received an Associate's degree in Arts from Grand Rapids CC in 2001.

Hand grew up in Chelsea, MI and now resides in Glendale, AZ.



COLLEGE AREA SCOUT
16TH YEAR IN THE NFL
15TH YEAR WITH THE BILLS



SHAWN HEINLEN

Shawn Heinlen is entering his 15th season with the Bills and 14th as a college area scout since being elevated to the position in May 2003. From July 2001 – May 2003, Heinlen was

the team's college scouting administrator and served as a training camp intern in 1999 and 2000.

Prior to coming to Buffalo, Heinlen was a player personnel analyst with the NFL at the league Office.

Heinlen earned his master's degree in Sports Administration from the University of Florida in 1998 after receiving a bachelor's degree in Finance in 1997. At Florida, Heinlen served as a student assistant for the Gators football team. Prior to transferring to Florida, Heinlen played quarterback at North Central College in Naperville, IL.

Heinlen was a two-sport athlete at Jupiter (Jupiter, FL) High School. He and his wife, Missy, have two sons, Colton and Knox, and reside in Frisco, TX.



COLLEGE AREA SCOUT
15TH YEAR IN THE NFL
13TH YEAR WITH THE BILLS



TOM ROTH

Tom Roth enters his 10th year as a college area scout with the Bills after serving as the team's BLESTO scouting representative from May 2005 – May 2007.

Roth held the position of college scouting administrator for the Bills from July 2003 – May 2005 and was an intern in the Player Personnel department at training camp in 2000.

Prior to joining Buffalo in 2003, Roth worked in the Player Personnel department at the NFL League Office from February 2001 – June 2003.

Roth earned his bachelor's degree from Bowling Green State University in 1999 and also assisted the football team during the 1994 and 1995 seasons. A two-sport athlete at Lake Catholic (Mentor, OH) High School, Roth currently resides in Charleston, SC.



COLLEGE AREA SCOUT
9TH YEAR IN THE NFL
9TH YEAR WITH THE BILLS



PETE HARRIS

Pete Harris will enter his first year as a college area scout. Harris spent the past three seasons as the team's BLESTO Scout. Harris spent time as a scouting assistant for the team during the 2011 and 2012 seasons.

A native of Kenmore, NY, Harris joined the Bills in 2007 as a scouting and coaching intern before a three-year stint as a coaching assistant (2008-10).

He received a bachelor's degree in Business from the University of Buffalo in 2005 and a master's degree in Sports Administration from the University of Miami in 2007. At Miami, he worked as a student assistant on both sides of the ball and in recruiting under head coaches Larry Coker and Randy Shannon.



BLESTO SCOUT
4TH YEAR IN THE NFL
4TH YEAR WITH THE BILLS



BOTALIAFERRO


Bo Tالياferro has been promoted to BLESTO Scout. Tالياferro is entering his fourth season with the Bills after spending the previous three seasons as the College Scouting Assistant (2013-2015), where he assisted with day to day operations of the Bills College Scouting Department.

Prior to joining the Bills, Bo served two seasons as Assistant Director of Football Operations at Alabama-Birmingham (2012-2013). In his role, Bo


assisted with daily logistics of the football program including team travel, NFL relations, recruiting, and coordinating the Head Coach's daily schedule.

Prior to joining UAB, Tالياferro spent seven seasons at the University of Arkansas (2005-2011). During his time as an undergraduate, he worked as an equipment manager for the Razorback football team for four seasons. Upon graduation, Tالياferro enrolled in Master's classes at Arkansas while also working as a member of the football staff. He served in various capacities before being appointed to the position of offensive intern where he worked with the wide receivers. During his seven seasons with the Razorbacks, he worked in four Bowl games and one SEC Championship Game.

A native of Conway, Arkansas, Tالياferro graduated from the University of Arkansas in 2011 with a Master's Degree in Sports Management and graduated in 2009 with a degree in Kinesiology. He currently resides in Buffalo, NY.



COLLEGE SCOUTING COORDINATOR
8TH YEAR IN THE NFL
1ST YEAR WITH THE BILLS



RYANHOLLERN

Ryan Hollern is entering his first season with the Bills after joining the team in June of 2016. Hollern joins Buffalo after spending seven seasons with the New Orleans Saints organization, three as an Area Scout and four years as the club's Combine Scout.

Hollern joined the Saints in 2008 after serving as Coordinator of Recruiting Operations at Mississippi State from 2006-07. In that position, he worked in the daily operation of the recruiting office, and his responsibilities included coordinating travel, scholarships, admissions, overseeing the video library and working as a liaison with pro scouts. Hollern was promoted after working as an Offensive Assistant while completing his graduate studies at MSU. In 2004, he was an administrative assistant in the football office during his initial year as a graduate student.

FOOTBALL ADMINISTRATION AND SCOUTING ASSISTANTS



DIRECTOR OF PLAYER ENGAGEMENT
16TH YEAR IN THE NFL
16TH YEAR WITH THE BILLS



PAULLANCASTER

Paul Lancaster is entering his 16th season with the Bills after joining the team in 2001. Lancaster works closely

with Bills players while overseeing the areas of continuing education, family assistance, financial planning and post-football career development. Lancaster also serves as the team's liaison with the NFL's Player Engagement Department.

Prior to joining the Bills, Lancaster worked at Penn State University and California University of Pennsylvania. Lancaster, a Brownsville, PA native, received his degree in Psychology from California University of Pennsylvania where he also played basketball. In 1998, he earned his master's degree in Counseling from California (PA).

Lancaster and his wife, Jarine, have three sons: P.J., Hunter and Tristan.



ASST. DIRECTOR OF PLAYER ENGAGEMENT
13TH YEAR IN THE NFL
2ND YEAR WITH THE BILLS



JAMESTRAPP

James Trapp is entering his second season with the Bills. Trapp works alongside Director of Player Engagement Paul Lancaster working closely with Bills players and helping contribute to the areas of continuing education, family assistance, financial planning, post-football career development and chaplain services.

Trapp played 11 seasons in the NFL. He was drafted by the Los Angeles Raiders in the third round (72nd overall) of the 1993 NFL Draft. He played for the Raiders until 1998. Following his time with the Raiders he spent three seasons playing for the Ravens (1999-2002) and played the final season of his playing career for the Jacksonville Jaguars (2003).

Trapp and his wife, Angel, have five children.



DIRECTOR OF FOOTBALL OPERATIONS
13TH YEAR IN THE NFL
13TH YEAR WITH THE BILLS



KEVIN MEGANCK

Kevin Meganck is entering his second season as the team's Director of Football Operations. Meganck's responsibilities include player contract negotiations, research of league-wide player contracts as well as assisting with the team's salary cap management

and assisting in coordinating the team's travel logistics. Meganck also manages all football technology systems.

Throughout his time with the Bills, Meganck has held the titles of contract administrator/football analyst, player personnel analyst, pro scouting assistant/football administration and intern in the player personnel department where he advance scouted team opponents as well as scouted league wide free agents.

Before coming to Buffalo, Meganck earned his bachelor's degree from The Ohio State University while also working under Head Coach Jim Tressel as the head student intern for the football team from 2001 – 2002 and he also volunteered for the team in 2003, including the Buckeyes National Championship season of 2002.

A native of Dexter, MI, he and his wife, Ashley, daughter, Brooklyn, and son, Coby, currently reside in West Seneca, NY.



DIRECTOR OF FOOTBALL ADMINISTRATION
27TH YEAR IN THE NFL
27TH YEAR WITH THE BILLS



DON PURDY



PERSONNEL ASSISTANT
2ND YEAR IN THE NFL
2ND YEAR WITH THE BILLS



JASON BARBARINO



DIRECTOR OF ANALYTICS
4TH YEAR IN THE NFL
4TH YEAR WITH THE BILLS



MICHAEL LYONS



PLAYER PERSONNEL ASSISTANT
1ST YEAR IN THE NFL
1ST YEAR WITH THE BILLS



COLLIN DOTTERER



SYSTEM ANALYST
16TH YEAR IN THE NFL
16TH YEAR WITH THE BILLS



PETER LINTON

MEDICAL STAFF



Dr. Les Bisson
Medical Director -
Orthopedist



Dr. Marc Fineberg
Team Orthopedist



Dr. Andrew Cappuccino
Team Orthopedist -
Spine



Dr. Tom White
Team Internist



Dr. Greg Hudecki
Team Dentist



DIRECTOR OF TRAINING OPERATIONS
 32ND YEAR IN THE NFL
 32ND YEAR WITH THE BILLS



BUD CARPENTER

Enters his 32nd season with the Bills and first as the team's Director of Training Operations having served as the Head Athletic Trainer for the past 21 years... member of the Buffalo Bills training staff that was honored as the 2014 NFL Athletic Training Staff of the year by the Pro Football Athletic Trainers Society and Ed Block Courage Award Foundation ... the staff also was honored with the same award in 2007 ...originally joined the Bills staff in May of 1985, following a year as a member of the athletic training staff of the Boston Bruins (NHL) ... previously served as director of intramurals and athletic trainer at SUNY Fredonia (NY) for eight years... certified member of the National Athletic Trainers Association and the Professional Football Athletic Trainers Society

and coordinates the annual holiday food drive and family Christmas program ... Inducted into the Greater Buffalo Sports Hall of Fame in 2016...very active in the Western New York community, serving and speaking for organizations such as DARE, Kids Escaping Drugs, a former member on the board of directors of Hunter's Hope Foundation and serves as president of the Ilio DiPaolo Scholarship Fund... is a native of Allegany, NY and graduated from Allegany Central School, before attending St. Bonaventure University and SUNY Fredonia ... served four years in the Air Force, attending the Defense Language Institute in Monterey, CA ...served as a Russian linguist while on active duty ...an avid golfer and also enjoys coaching youth sports including soccer and basketball ...In 2002, received a Special Recognition Award from the Section VI Wrestling Association ...also received the Paul Harris Fellowship Award, the highest honor bestowed by the Rotary Club...was awarded the Hilbert College Medal in 2008 ...selected as a member of the Fredonia State Sports Hall of Fame in 2008 ... lives in Hamburg with his wife, Kathy who is a Medical Social Worker and a private mental health therapist, and their daughter, Sarah, who attends St. John Vianney Elementary School.



HEAD ATHLETIC TRAINER
 13TH YEAR IN THE NFL
 13TH YEAR WITH THE BILLS



SHONE GIPSON

Entering his 13th season with the Bills and first as the team's Head Athletic Trainer...Spent the past 12 seasons with the team as an assistant athletic trainer at the Bills... member of the Buffalo Bills training staff that was honored as the 2014 NFL Athletic Training Staff of the year by the Pro Football Athletic Trainers Society and Ed Block Courage Award Foundation ... the staff also was honored with the same award in 2007 ...Before coming to the Bills, Gipson spent two years as an assistant athletic trainer at Texas A&M. He also served as a seasonal assistant athletic trainer

with the Bills during the 2002 season. Prior to the Bills, he served as a summer intern for the Washington Redskins in 1998 and the New York Giants in 2000. ... In 1998, Gipson earned the Professional Football Athletic Trainers Society Ethnic Minority Scholarship as well as the University of Houston's Barry C. Pelton Scholarship for outstanding work in kinesiology. ... A certified and licensed athletic trainer, Gipson received his bachelor's degree in kinesiology from the University of Houston in 1999, working as a student athletic trainer under Mike O'Shea. ... From 1999-2001, he was a graduate assistant athletic trainer at Stephen F. Austin State University, working with the soccer and softball teams under Hall of Fame athletic trainer Sanford Miller. ... He received his masters degree in secondary education from SFA in 2002. A native of Bay City, Texas, Gipson is a member of the National Athletic Trainers Association, National Strength and Conditioning Association, Eastern Athletic Trainers Association, and the National Academy of Sports Medicine.



HEAD OF REHABILITATION & INJURY MANAGEMENT SERVICES
 15TH YEAR IN THE NFL
 15TH YEAR WITH THE BILLS



CHRIS FISCHETTI

Entering his first season as the team's Head Rehabilitation & Injury Management Services...Joined the organization on a full-time basis in July of 2002... member of the Buffalo Bills training staff that was honored as the 2014 NFL Athletic Training Staff of the year by the Pro Football Athletic Trainers Society and Ed Block Courage Award Foundation ... the staff also was honored with the same award in 2007 ... appointed by his peers in 2014

to serve as the American Football Conference Assistant Athletic Trainer representative of the Executive Board of the Professional Football Athletic Trainer's Society... had previously worked with the team since 1997 during training camps as well as on game days...served as the team Athletic Trainer for the U.S. Olympic Development soccer team in 1983-84 as well as the Pan American Games squad...was the team athletic training consultant for the Syracuse Sky Chiefs AAA baseball team from 1989-95 while working at the time as Assistant Director at Onondaga Sports Medicine and Rehabilitation Center in Liverpool, NY...spent 1995-2002 as Center Manager of the Joyner Sports Medicine Institute...received his bachelor's of science degree in Health and Physical Education from Penn State in 1984 and a B.S. in physical therapy from New York University in 1988...grew up in Southern New York state and State College, PA...enjoys skiing, golfing and fishing....resides in Hamburg, NY.

**ATHLETIC TRAINER/PHYSICAL THERAPIST**21ST YEAR IN THE NFL
21ST YEAR WITH THE BILLS**GREG MCMILLEN**

Joined the club as a full-time assistant in March of 1996 after having assisted the team on game days as a consulting athletic trainer during the 1990 and 1991 seasons... member of the Buffalo Bills training staff that was honored as the 2014 NFL Athletic Training Staff of the year by the Pro Football Athletic Trainers Society and Ed Block Courage Award Foundation ... the staff also was honored with the same award in 2007 ...also worked with the Bills as

a student athletic trainer during training camp from 1986-88...was the Coordinator of Sports Medicine at the HealthSouth Sports Medicine and Rehabilitation Center in Syracuse, NY from June of 1994 through March of 1996...was the Director of High School Athletic Training Services at Onondaga Sports Medicine and Rehabilitation Center in Syracuse from July of 1993 until June of 1994...born in Elizabethtown, KY...received his degree in physical education with an emphasis in athletic training from Eastern Kentucky University in 1988...was named the outstanding student by the National Association for Sports and Physical Education in 1987...earned his master's degree in physical education with an emphasis in athletic training in 1990 from Syracuse University...resides in West Seneca, NY with his wife, Cindy, and two daughters, Allyson and Hannah.

EQUIPMENT STAFF**DIRECTOR OF EQUIPMENT OPERATIONS**15TH YEAR IN THE NFL
15TH YEAR WITH THE BILLS**JEFF MAZUREK**

Entering his 15th season with the Buffalo Bills, his sixth as Director of Equipment Operations.

Before serving three years as equipment manager, he served six seasons as assistant equipment manager...prior to his full-time position, worked part-time for the Bills equipment department for six seasons during which he was also a visitor's clubhouse assistant...a graduate of St. Francis High School, Mazurek is an active member of the Athletic Equipment Managers Association... resides in Amherst, NY with his wife, Karen, twins Noah and Raegan and daughter, Reese.

**ASSISTANT EQUIPMENT MANAGER**7TH YEAR IN THE NFL
7TH YEAR WITH THE BILLS**SPENCER HAWS**

Entering his seventh season with the Buffalo Bills as assistant equipment manager...prior to his full-time position, worked as the full-season

equipment department intern for two seasons... is an active member of the Athletic Equipment Managers Association...graduated from Canisius College in 2012 with a master's degree in Business Administration...in 2009 graduated with a master's degree in Sport Administration from Canisius College...in 2008 graduated with a bachelor's degree in Italian and a minor in Communications from Brigham Young University (BYU)...worked for five seasons as a student equipment manager for the BYU football program...from 2002 to 2004 served as a church missionary in southern Italy... born in Idaho Falls, ID...resides in Evans, NY with his wife Brianna, and daughter, Morgan.

**ASSISTANT EQUIPMENT MANAGER**34TH YEAR IN THE NFL
34TH YEAR WITH THE BILLS**RANDY "WOODY" RIBBECK**

Serving his 34th season as the assistant equipment manager for the Bills...worked part-time for the two years before being named to his current position in 1983...is a certified member of the Athletic Equipment Managers Association...is a 1982 graduate of Cortland State (NY) with a bachelor of science degree in

physical education and a minor in sports management... assisted the athletic department and the equipment department while at Cortland State from 1980 to 1981... assisted the equipment manager for three Buffalo-area minor-pro football teams (Buffalo Geminis, Tonawanda Cougars and Niagara Spartans) from 1978-81...was equipment manager for North Tonawanda School District from 1977-80...worked as a student manager of his alma mater from 1975-77...a 1977 graduate of North Tonawanda High School...is a member of the Ilio DiPaolo Scholarship Fund Committee...is a member of the Van Miller Scholarship Fund Committee... inducted into the Minor Pro Football Hall of Fame in Pittsburgh, PA in May of 2013... resides in Hamburg, NY ... wife's name is Renae... has a son Kyle and stepdaughters, Megan and Lindsey.



ASSISTANT EQUIPMENT MANAGER
4TH YEAR IN THE NFL
4TH YEAR WITH THE BILLS



SCOTT MORE

Entering his fourth year as equipment assistant for the Buffalo Bills... spent the three seasons prior as a full season equipment department intern... earned

a bachelor's degree in Sports Management from St. John Fisher College in 2010 where he was a two-year letterman for the Cardinal lacrosse team... completed an internship in the sales department of the Rochester Razorsharks (Premier Basketball League) in 2009... has served as the head lacrosse coach at East Aurora High School since 2013, after serving on the staff since 2011, and was named All-Western New York Coach of the Year in 2013 by the Western New York Coaches Association ... resides in East Aurora, NY.

VIDEO STAFF



VIDEO DIRECTOR
17TH YEAR IN THE NFL
17TH YEAR WITH THE BILLS



GREG ESTES

Enters his 17th season with the Bills, and fifth as the Video Director... spent previous 12 years as the Assistant Video Director ...graduated from Appalachian State University in 1995...resides in Orchard Park, NY.



ASSISTANT VIDEO DIRECTOR
10TH YEAR IN THE NFL
10TH YEAR WITH THE BILLS



WESLEY BURNARD

Enters sixth season as the Assistant Video Director... Joined the Bills in July 2007 as their Video Network Analyst. ... Responsible for filming practices and games... Prior to working with the Bills, worked as the Video Assistant for the Frankfurt Galaxy in the NFL Europe. ... Was also the Video Director at Utah State University ... Resides in Orchard Park, NY.



VIDEO ASSISTANT
6TH YEAR IN THE NFL
6TH YEAR WITH THE BILLS



DEXTER CARLO

Entering his sixth season after joining the Bills in March 2011 as the video assistant ... he is responsible for editing all games, practices and assisting with daily operations in the video department ... prior to joining the Bills, he worked with the NY Giants video department ... a graduate of William Paterson University... he resides in Orchard Park, NY.



VIDEO ASSISTANT
8TH YEAR IN THE NFL
2ND YEAR WITH THE BILLS



MIKE O'SHEA

Entering his second season after joining the Bills in April 2015 as the video assistant ... he is responsible for distributing college video to the player personnel department, editing all practices and assisting with daily operations in the video department.... prior to joining the Bills, he worked with the St. Louis Rams video department from 2010-14 and with the NY Giants video department in 2009 ... a graduate of William Paterson University... he resides in Orchard Park, NY.

2016 BUFFALO BILLS STAFF



James Acton
Videographer/Editor




Michael Adamek
Director of
Media and Content



Toni Addeo
Executive Assistant
(Managing Partner
and President)



Brianna Avedisian
Support Specialist



Kelly Baker
Content Marketing
Coordinator



Nicholas Beardi
Ticket Sales
Account Executive



Dave Boehm
Construction
Management



Kristy Boncal
Administrative
Assistant




Barb Bork
Operations Assistant



Sondra Bridge
Payroll Manager



Chris Brown
Bills Insider



Mary Clare Burzynski
System Analyst



Mike Carroll
Ticket Sales
Account Executive



Sally Cataldo
Administrative
Assistant



Tom Christen
Operations Associate



Mike Ciechoski
Senior Director of
Ticket Sales



Christopher Clark
Senior Director of
Security



Chris Colleary
Executive Director of
Ticket Sales and Service



Bill Connell
Operations Associate



Debbi Cummins
Ticket Systems Director



Kathryn D'Angelo
Counsel



Josh Dziurlikowski
Controller



Barb Evans
Director of
Human Resources



Chris Fanelli
Coordinator of
Media Relations



Ricky Ferrell
Ticket Sales Account
Executive



Angela Filipski
Ticket Sales &
Service Coordinator




Sara Beth Fisher
Ticket Sales
Manager



Joe Frandina
Director of
Construction Management



Danielle Gaddis
Customer Service
Representative



Nancy Gold
Director of Marketing

2016 BUFFALO BILLS STAFF



Kris Gregory
Accounting Manager



Michelle Greis
Accounts Payable
Manager



Shaun Handley
IT Manager



Keith Hargraves
Operations Associate



Sharon Hart
Account Service
Manager




Jazmyn Haywood
Community Relations
Coordinator



Emily Herr
Coordinator of
Event Services



Meghan Hess
Manager of
Community Relations



Chris Holland
Assistant Director of
Ticket Sales




Matt Hunter
Senior Director of
Stadium Operations




Chris Jenkins
Executive Director of
Media Relations



Katie Jordan
Manager of
Event Services



Crystal Jowdy
Support Specialist



Kevin Kearns
Manager of
Media Relations



Marlon Kerner
Director of Alumni




John Landi
CRM Administrator



Julie Lantaff
Director of Business
Operations



Scott Lasker
Senior Director of
Guest Services



Jessica Laudico
Premium Services
Coordinator



Andy Levulis
Customer Service
Representative



Caitlin Lewandowski
Coordinator of
Guest Services



Cannon Loudermilk
Ticket Sales
Account Executive



Pat Mathews
Assistant Director of
Customer Service




Jeff Matthews
Senior Director of
Media and Content




Marty McLaughlin
Security Manager



Dennis Mill
Operations Associate



Stephen Minichiello
Account Service
Coordinator



Rick Morrow
Mailroom Associate



Steve Mount
Operations Associate




John Murphy
Play-by-Play
Announcer/Host

2016 BUFFALO BILLS STAFF

2016 STAFF



Sean O'Brien
Manager of
Premium Services



Matthew Patrone
Assistant Director of
Account Services



Erick Pierce
Shipping/Receiving
Coordinator



Greg Przywara
Operations Associate



Aaron Ramella
Heads Groundskeeper/
Director of Grounds



Demario Rhodes
Customer Service
Representative




Zach Richards
Account Service
Coordinator



John Ricotta
Senior Ticket Service
Account Executive



Lyle Rocker
Ticket Sales Account
Executive



Zach Rutkowski
Manager of Event Oper-
ations & Guest Experience



Celinda Santiago Mathews
Administrative
Assistant




Bob Schatz
Assistant Director of
Stadium Operations



Bob Schumacher
Network Engineer



Travis Scott
Staff Accountant




Joe Selapack
Operations Associate




Don Sheldon
Account Service
Manager




Amanda Shevchuck
Manager of Business
Operations



Nick Shuskie
General Maintenance



Chris Smith
Customer Service
Representative




Stan Snuszka
Telecom Analyst



Paul Sortisio
Director of Security



Kevin Sullivan
Ticket Operations
Assistant



Preston Teague
Director of Community
Relations and Youth
Football



Simon Tuckey
Videographer/Editor



Andrea Turton
Administrative Assistant



Andrew Wagner
General Maintenance




Jim Willibey
Operations Associate



Gail Zielinski
Administrative
Assistant



Russ Zink
Operations Associate



PEGULA SPORTS AND ENTERTAINMENT

PSE STAFF

2016 PEGULA SPORTS AND ENTERTAINMENT STAFF

EXECUTIVES/LEADERSHIP TEAM

Kim Pegula	President, Chief Executive Officer	Scott Balzer	Editor
Russ Brandon	Managing Partner and President	Lindsey Caber	Graphic Designer
Frank Cravotta	EVP of Creative Services	Travis Carlson	Videographer
Chuck LaMattina	EVP of Finance & Business Operations	Marc Davies	Videographer
Bruce Popko	EVP of Business Development	Joseph DeBenedictis	Editor
Mark Preisler	EVP of Media & Content	Melissa Gebhardt	Graphic Designer
Brent Rossi	EVP of Marketing & Brand Strategy	Kim Geis	Traffic Manager
		Eric Heine	Motion Designer
		Jason Holler	Senior Editor
		Kristine Hotchkiss	Graphic Designer

VICE PRESIDENTS

Marc Honan	Senior VP of Media & Content	David Jackson	Motion Designer
Erica Muhleman	VP of Corporate Partnerships	Sam Korotkin	Videographer
Jennifer Van Rysdam	VP of Arena Events	Chelsea Kowalik	Graphic Designer

BUSINESS DEVELOPMENT

Charlie Cannan	Director of Events	Allen Leight	Videographer
Chris Costanzo	Director of Premium Seating	Gina Marinelli	Traffic Coordinator
Joe Foy	Director of Corporate Sales	Danielle Podeszek	Graphic Designer
Neal McMullen	Director of Corporate Sales	Aaron Rizzo	Videographer

Dawn Chilcott	Coordinator of Business Development	FINANCE AND BUSINESS OPS	
Kyle Georger	Manager of Corporate Partnerships	Kyle Allen	Manager of Reporting & Analytics
Ryan Guerinot	Manager of Corporate Partnerships	Kandace Kowalski	Office Manager

Jon Latke	Senior Coordinator of Corporate Sales	MARKETING	
Emily Magavern	Coordinator of Corporate Partnerships	John Durbin	Director of Marketing
Tracey Mancini	Arena Marketing Manager	Taylor Gahagen	Director of Brand Strategy and Development
Dan McCarthy	Manager of Corporate Partnerships	Scott Miner	Director of Business Solutions
Ashley Meganck	Manager of Corporate Sales	Gregg Pastore	Director of Digital & Social Media Strategy
Michelle Mitchell	Coordinator of Suite Services	Jessica Baldwin	Marketing Manager
Rob Nugent	Manager of Corporate Sales	Evan Barrick	Analytics Coordinator
Melissa Palgutt	Manager of Premium Seating	Matt Cieslik	Brand Coordinator
Dan Peters	Traffic Coordinator	Jeff Digmann	Digital Media Manager
Sara Petrone	Senior Projects Coordinator	Ted Jarmuz	Digital Marketing Coordinator
Katy Ryan	Senior Coordinator of Corporate Partnerships	Craig Kanalley	Social Media Editor
John Paul Sfeir	Manager of Premium Sales	Rachel Licata	Digital Business Development Manager
Kelley Van Ness	Senior Manager of Corporate Partnerships	Chris O'Connell	Insights Coordinator
Kristy Wilensky	Coordinator of Partnership Services	Nico Ruggiero	Fan Engagement Coordinator
Lauren Yurko	Administrative Assistant of Business Development	Zach Specht	Social Media Editor
		Anna Stolzenburg	Social Media Editor

CREATIVE SERVICES

Mark Blaszak	Director of Videography	MEDIA AND CONTENT	
Drew Boeig	Director of Video Production	Steve Asposito	Senior Director of Broadcast Operations
Bryan Matthews	Creative Director	Lauren Hall	Multimedia Journalist
Vicki Sitek	Creative Director	Jay Harris	Multimedia Producer
Mike Bahrenburg	Editor	Michelle Girardi Zumwalt	Senior Producer



SENIOR VP OF MEDIA & CONTENT

19TH YEAR WITH THE BILLS

1ST YEAR WITH PSE

MARCHONAN



In his role as SVP of Media and Content Honan oversees game day entertainment for all sports properties under the PSE Umbrella including the Buffalo Bills, Buffalo Sabres, Buffalo Bandits and Rochester Americans. The Media and Content department develops a broad array of media programming including broadcast, radio and digital content. In 2016 PSE will debut MSG Western New York, featuring live locally produced and branded programming on MSG Network

across the Western New York Region.... previously worked 18 years for the Bills in several capacities including Chief Marketing Officer, also worked in Regional Sports for several years with SportsChannel Florida and locally operated Empire Sports Network.... has a Masters Degree in Sports Administration as well as a bachelors degree from Canisius College....a native of Buffalo, NY he and his wife Kate reside locally with their sons, Cal and Chase.



VP OF CORPORATE PARTNERSHIPS

8TH YEAR WITH THE BILLS

1ST YEAR WITH PSE

ERICAMUHLEMAN



Was promoted to Vice President, Corporate Partnerships for Pegula Sports and Entertainment in January 2016...oversees the service and activation of corporate partnerships for Buffalo Bills, Buffalo Sabres, Rochester Americans, Buffalo Bandits, HARBORCENTER, and Black River Entertainment...leads the account service team and works with the sales team on new business development while overseeing various projects for the organization. Joined the Bills staff in July of 2009, serving as Director, Corporate Partnerships from 2009-2011, Senior Director from 2011-2012 and Executive Director from 2012-2015 and Vice President of Corporate Partnerships from 2015-2016... served as Account Director in the golf division at IMG (now WME-IMG) from 2007-2009

managing several programs for their consulting business...from 2004-2007 served as a Client Service Associate in IMG's tennis division managing client activity for several top rated clients including two ranked number one in the world...served as a Manager of Marketing Services for the Cleveland Browns from 2001 - 2004 and as Coordinator of Marketing from 1999-2001...serves on the Board of Directors for the Orchard Park Boys and Girls Club and the Leukemia and Lymphoma Society of WNY... is a graduate of Ohio University with a B.A. in Psychology and earned her Master of Arts degree in Marketing from Cleveland State University...she and her husband, Steve, have one son, Carter and reside in Orchard Park.



VP OF ARENA EVENTS

1ST YEAR WITH THE BILLS

1ST YEAR WITH PSE

JENNIFERVANRYSDAM



Jennifer Van Rysdam was named Pegula Sports and Entertainment's Vice President of Arena Events on January 1, 2016...Promoted to the Sabres VP of Arena Events in 2010, Van Rysdam is responsible for all event booking activity including the Sabres, Buffalo Bandits (NLL), as well as concerts and other events at First Niagara Center...In addition to managing the arena calendar, Van Rysdam negotiates license agreements for arena rentals and ensures proper execution of these agreements, while also overseeing the marketing, advertising and public relations

efforts for all events...She started with the Buffalo Sabres in 1996 as Event Booking & Promotion Manager and was promoted to Director of Event Booking in 1997...Prior to the Sabres, Van Rysdam was the director of marketing and promotions for ICONcerts, a concert and festival promotion company...Van Rysdam is a member of the Buffalo Niagara Sports Commission Sports Advisory Council... She earned a B.A. in Media Study from the University of Buffalo...Van Rysdam lives in Kenmore, N.Y. with her husband, Eric, son, John, and daughter, Eleanor.

2016 PEGULA SPORTS AND ENTERTAINMENT STAFF



Kyle Allen
Manager of
Reporting & Analytics



Stephen Asposto
Senior Director of
Broadcast Operations



Mike Bahenburg
Editor



Evan Barrick
Analytics Coordinator




Mark Blaszak
Director of Videography



Drew Boeing
Director of
Video Production



Lindsey Caber
Graphic Designer



Charlie Cannan
Director of Events



Travis Carlson
Videographer



Dawn Chilcott
Business Development
Coordinator



Matt Cieslik
Brand Coordinator



Chris Costanzo
Director of
Premium Seating



Joseph DeBenedicts
Editor



Jeff Diggmann
Digital Media Manager



John Durbin
Director of Marketing



Joe Foy
Director of
Corporate Sales




Taylor Gahagen
Director of Brand
Strategy and Development



Melissa Gebhardt
Graphic Designer



Kim Geis
Traffic Manager




Kyle Georger
Manager of
Corporate Partnerships



Michelle Girardi Zumwalt
Senior Producer



Ryan Guerinet
Manager of
Corporate Partnerships



Lauren Hall
Multimedia Journalist



Jay Harris
Multimedia
Producer




Eric Heine
Motion Designer



Jason Holler
Senior Editor




Kristine Hotchkiss
Graphic Designer



David Jackson
Motion Designer



Ted Jarmuz
Digital Marketing
Coordinator



Craig Kanalley
Social Media
Editor

2016 PEGULA SPORTS AND ENTERTAINMENT STAFF

2016 STAFF



Sam Korotkin
Videographer



Chelsea Kowalik
Graphic Designer



Kandace Kowalski
Office Manager



Aaron La Porta
Graphic Designer



Jonathan Latke
Senior Coordinator of
Corporate Sales



Allen Leight
Videographer




Rachel Licata
Digital Business
Development Manager



Emily Magavern
Coordinator of
Corporate Partnerships



Tracey Mancini
Arena Marketing
Manager



Gina Marinelli
Traffic Coordinator



Bryan Matthews
Creative Director



Dan McCarthy
Manager of
Corporate Partnerships



Neal McMullen
Director of
Corporate Sales



Ashley Meganck
Manager of
Corporate Sales




Scott Miner
Director of
Business Solutions



Michelle Mitchell
Coordinator of
Suite Services



Rob Nugent
Manager of
Corporate Sales



Chris O'Connell
Insights Coordinator



Melissa Palgutt
Manager of
Premium Seating



Gregg Pastore
Director of Digital &
Social Media Strategy



Dan Peters
Traffic Coordinator



Sara Petrone
Senior Projects
Coordinator



Danielle Podeszek
Graphic Designer



Nicholas Ruggiero
Fan Engagement
Coordinator




Katy Ryan
Senior Coordinator of
Corporate Partnerships



John Paul Sfeir
Manager of
Premium Sales



Vicki Sitek
Creative Director



Zach Specht
Social Media
Editor



Anna Stolzenburg
Social Media
Editor



Kelley Van Ness
Senior Manager of
Corporate Partnerships



Kristy Wilensky
Coordinator of
Partnership Services



Lauren Yurko
Administrative
Assistant Business
Development



2015 IN REVIEW

2015 REGULAR SEASON STATISTICS

WON 8 LOST 8

Date	W/L	Score	Opponent	Attendance
09/13	W	27-14	Indianapolis	70,319
09/20	L	32-40	New England	70,858
09/27	W	41-14	at Miami	64,869
10/04	L	10-24	New York Giants	70,677
10/11	W	14-13	at Tennessee	65,670
10/18	L	21-34	Cincinnati	69,593
10/25	L	31-34	at Jacksonville	84,021
11/08	W	33-17	Miami	70,214
11/12	W	22-17	at New York Jets	78,160
11/23	L	13-20	at New England	66,829
11/29	L	22-30	at Kansas City	72,493
12/06	W	30-21	Houston	68,544
12/13	L	20-23	at Philadelphia	69,596
12/20	L	25-35	at Washington	80,124
12/27	W	16-6	Dallas	70,172
01/03	W	22-17	New York Jets	68,670

	BUF	OPP
TOTAL FIRST DOWNS	297	321
Rushing	122	87
Passing	155	197
Penalty	20	37
3rd Down: Made/Att	86/227	85/210
3rd Down Pct.	37.9	40.5
4th Down: Made/Att	7/16	3/13
4th Down Pct.	43.8	23.1

	BUF	OPP
POSSESSION AVG.	31:18	28:42

	BUF	OPP
TOTAL NET YARDS	5775	5702
Avg. Per Game	360.9	356.4
Total Plays	1,016	1,017
Avg. Per Play	5.7	5.6

	BUF	OPP
NET YARDS RUSHING	2432	1730
Avg. Per Game	152.0	108.1
Total Rushes	509	394

	BUF	OPP
NET YARDS PASSING	3343	3972
Avg. Per Game	208.9	248.3
Sacked/Yards Lost	42/257	21/125
Gross Yards	3600	4097
Attempts/Completions	465/295	602/347
Completion Pct.	63.4	57.6
Had Intercepted	9	17

	BUF	OPP
PUNTS/AVERAGE	82/46.3	75/43.7

	BUF	OPP
NET PUNTING AVG.	82/41.3	75/39.8

	BUF	OPP
PENALTIES/YARDS	143/1249	113/906

	BUF	OPP
FUMBLES/BALL LOST	28/10	16/8

	BUF	OPP
TOUCHDOWNS	45	42
Rushing	19	10
Passing	23	30
Returns	3	2

	Q1	Q2	Q3	Q4	OT	PTS
BILLS	87	103	77	112	0	379
Opponents	59	126	104	70	0	359

SCORING	TD	Ru	Pa	Rt	K-PAT	FG	S	PTS
D.Carpenter	0	0	0	0	34/40	23/27	0	103
Watkins	9	0	9	0	0/0	0/0	0	54
Ka. Williams	9	7	2	0	0/0	0/0	0	54
McCoy	5	3	2	0	0/0	0/0	0	32
Taylor	4	4	0	0	0/0	0/0	0	26
Clay	3	0	3	0	0/0	0/0	0	18
Gillislee	3	3	0	0	0/0	0/0	0	18
Woods	3	0	3	0	0/0	0/0	0	18
Hogan	2	0	2	0	0/0	0/0	0	12
P. Brown	1	0	0	1	0/0	0/0	0	6
Dixon	1	1	0	0	0/0	0/0	0	6
Easley	1	0	1	0	0/0	0/0	0	6
Graham	1	0	0	1	0/0	0/0	0	6
Harvin	1	0	1	0	0/0	0/0	0	6
Manuel	1	1	0	0	0/0	0/0	0	6
D. Williams	1	0	0	1	0/0	0/0	0	6
BILLS	45	19	23	3	34/40	23/27	1	379
OPP	42	10	30	2	33/37	22/27	0	359

2-Pt Conversions: **BILLS** 2-5, **OPP** 4-5

SACKS: Hughes 5, M. Williams 5, Dareus 2, Bradham 1, Charles 1, Graham 1, Lawson 1, Rambo 1, Robey 1, Tarpley 1, Ky. Williams 1, D. Williams 1
BILLS: 21.0
OPP: 42.0

RUSHING	No.	Yds	Avg	Long	TD
McCoy	203	895	4.4	48t	3
Taylor	104	568	5.5	31	4
Ka. Williams	93	517	5.6	41t	7
Gillislee	47	267	5.7	60t	3
Manuel	17	64	3.8	16	1
Dixon	21	44	2.1	6	1
Herron	11	37	3.4	8	0
Harvin	5	31	6.2	9	0
BILLS	509	2432	4.8	60t	19
OPPONENTS	394	1730	4.4	58	10

RECEIVING	No.	Yds	Avg	Long	TD
Watkins	60	1047	17.5	63	9
Clay	51	528	10.4	40t	3
Woods	47	552	11.7	37	3
Hogan	36	450	12.5	46	2
McCoy	32	292	9.1	22	2
Harvin	19	218	11.5	51t	1
Gragg	12	150	12.5	29	0
Ka. Williams	11	96	8.7	26t	2
Dixon	6	44	7.3	14	0
Gillislee	6	29	4.8	14	0
Salas	3	41	13.7	20	0
Herron	3	20	6.7	9	0
Goodwin	2	24	12.0	14	0
Easley	1	58	58.0	58t	1
BILLS	295	3600	12.2	63	23
OPPONENTS	347	4097	11.8	77t	30

INTERCEPTIONS	No.	Yds	Avg	Long	TD
Gilmore	3	33	11.0	29	0
Graham	2	60	30.0	44t	1
Darby	2	48	24.0	27	0
P. Brown	2	46	23.0	43t	1
Tarpley	2	40	20.0	37	0
McKelvin	2	0	0.0	0	0
A.Williams	1	26	26.0	26	0

INTS (cont)	No.	Yds	Avg	Long	TD
Easley	1	0	0.0	0	0
Lawson	1	0	0.0	0	0
Rambo	1	0	0.0	0	0
BILLS	17	253	14.9	44t	2
OPPONENTS	9	75	8.3	26t	1

PUNTING	No.	Yds	Avg	Net	TB	In	Lg	B
Schmidt	82	3797	46.3	41.3	3	22	65	0
BILLS	82	3797	46.3	41.3	3	22	65	0
OPP	75	3277	43.7	39.8	3	28	68	0

PUNT RETURNS	Ret	FC	Yds	Avg	Long	TD
Thigpen	18	9	118	6.6	16	0
McKelvin	7	4	21	3.0	12	0
Moore	5	8	77	15.4	27	0
W. Powell	1	1	16	16.0	16	0
BILLS	31	22	232	7.5	27	0
OPPONENTS	40	20	353	8.8	28	0

KICKOFF RETURNS	No.	Yds	Avg	Long	TD
Thigpen	17	328	19.3	31	0
Harvin	5	108	21.6	25	0
Moore	5	70	14.0	20	0
Dixon	4	59	14.8	17	0
Herron	4	92	23.0	28	0
Powell	3	77	25.7	32	0
Goodwin	2	33	16.5	19	0
Felton	1	5	5.0	5	0
BILLS	41	772	18.8	32	0
OPPONENTS	40	688	17.2	49	0

FIELD GOALS	1-19	20-29	30-39	40-49	50+
Carpenter	0/0	5/5	8/9	7/8	3/5
BILLS	0/0	5/5	8/9	7/8	3/5
OPPONENTS	0/0	5/5	7/7	9/10	1/5

USUAL STARTERS	OFFENSE
WR	10 Robert Woods
LT	77 Cordy Glenn
LG	64 Richie Incognito
C	70 Eric Wood
RG	76 John Miller
RT	66 Seantrel Henderson
TE	85 Charles Clay
QB	5 Tyrod Taylor
RB	25 LeSean McCoy
FB	42 Jerome Felton
WR	14 Sammy Watkins

DEFENSE	
LDE	94 Mario Williams
DT	97 Corbin Bryant
DT	99 Marcell Dareus
RDE	55 Jerry Hughes
MLB	52 Preston Brown
SLB	53 Nigel Bradham
WLB	91 Manny Lawson
LCB	28 Ronald Darby
RCB	24 Stephon Gilmore
FS	20 Corey Graham
SS	30 Bacarri Rambo

PASSING	Att	Cmp	Yds	Cmp%	Yds/Att	TD	TD%	Int	Int%	Long	Sack/Lost	Rating
Taylor	380	242	3035	63.7	7.99	20	5.3	6	1.6	63	36/212	99.4
Manuel	84	52	561	61.9	6.68	3	3.6	3	3.6	58t	6/45	78.5
Hogan	1	1	4	100.0	4.00	0	0.0	0	0.0	4	0/0	83.3
BILLS	465	295	3600	63.4	7.74	23	4.9	9	1.9	63	42/257	95.6
OPPONENTS	602	347	4097	57.6	6.81	30	5.0	17	2.8	77t	21/125	83.3

2015 REVIEW

DEFENSIVE TACKLES

PLAYER	Solo	Assist	TFL	TOTAL
Graham	86	31	3	117
P. Brown	60	53	3	113
Darby	61	7	3	68
Bradham	42	15	4	57
Rambo	42	13	2	55
Hughes	35	14	7	49
Dareus	35	13	5	48
Lawson	33	10	7	43
Robey	36	5	0	41
Bryant	22	18	2	40
Gilmore	36	0	0	36
McKelvin	20	7	1	27
D. Williams	19	3	3	22
Ma. Williams	13	4	5	17
A. Williams	9	6	0	15
Ky. Williams	6	8	2	14
Charles	9	3	0	12
Enemkpali	8	4	0	12
Carrington	5	3	0	8
Brooks	5	0	1	5
Tarpley	3	1	0	4
Reddick	2	1	0	3
Butler	3	0	0	3
Steward	1	1	0	2
Johnson	0	1	0	1
Barnes	0	1	0	1
TOTAL	591	222	48	813

DEFENSIVE FORCED FUMBLES

J. Hughes	2
B. Rambo	2
P. Brown	1
S. Charles	1
J. Meeks	1
A. Tarpley	1
TOTAL	8

DEFENSIVE FUMBLE RECOVERIES

C. Graham	2
P. Brown	1
J. Hughes	1
R. Johnson	1
B. Rambo	1
D. Williams	1
A. Dixon	1
TOTAL	8

INTERCEPTIONS

S. Gilmore	3
P. Brown	2
R. Darby	2
C. Graham	2
B. Rambo	1
A. Williams	1
M. Easley	1
L. McKelvin	1
A. Tarpley	1
TOTAL	14

SPECIAL TEAMS TACKLES

PLAYER	Solo	Assist	TOTAL
Meeks	8	4	12
Easley	9	1	10
Brooks	6	1	7
Dixon	7	0	7
Johnson	4	1	5
D. Williams	5	0	5
Butler	3	1	4
Graham	4	0	4
Gay	4	0	4
Rambo	2	1	3
Brown	3	0	3
Woods	3	0	3
Sanborn	3	0	3
Tarpley	1	1	2
Lawson	1	1	2
Hogan	2	0	2
Robey	1	1	2
Carpenter	1	0	1
Schmidt	1	0	1
Bradham	0	1	1
TOTAL	68	13	81

PASSES DEFENSED

R. Darby	21
S. Gilmore	18
L. McKelvin	7
B. Rambo	6
N. Robey	5
N. Bradham	4
A. Williams	4
P. Brown	4
J. Hughes	3
C. Graham	3
M. Lawson	3
M. Butler	3
R. Brooks	2
M. Easley	1
A. Tarpley	1
TOTAL	85

QUARTERBACK SACKS

J. Hughes	5.0
Ma. Williams	5.0
M. Dareus	2.0
N. Bradham	1.0
S. Charles	1.0
C. Graham	1.0
N. Robey	1.0
D. Williams	1.0
Ky. Williams	1.0
M. Lawson	1.0
A. Tarpley	1.0
B. Rambo	1.0
TOTAL	21.0

2015 GAME-BY-GAME TEAM OFFENSE

2015 REVIEW

Date	Game	1st Downs			3rd Downs			Total Offense			Rushing			Passing			TDs			Punting																	
TOT	R	P	Ph	Act	Env	PCT	Yds	Ply	Avg	Yds	Ply	Avg	Net	Sk	Lst	Gr	Air	Com	In	PTS	R	P	SD	KICK	PAT	PAT	FG	Sft	No.	Yds	Avg						
S13	vIND	15	7	7	1	13	5	38.5%	342	55	6.2	147	36	4.1	195	0	0	195	19	14	0	27	2	3	0	0	0	0	2	0	0	5	252	50.4			
S20	vNE	23	11	11	1	13	4	30.8%	349	65	5.4	160	27	5.9	242	30	23	3	3	3	32	2	3	0	2	3	0	0	0	0	0	6	249	41.5			
S27	@MIA	21	4	14	3	13	7	53.8%	428	63	6.8	151	34	4.4	277	0	0	277	29	21	0	41	1	3	1	5	0	0	2	3	0	3	137	45.7			
O4	vNYG	14	2	11	1	16	3	18.8%	313	68	4.6	55	24	2.3	258	2	16	274	42	28	1	10	1	0	1	0	0	0	0	0	0	7	363	51.9			
O11	@TEN	13	5	6	2	12	4	33.3%	209	50	4.2	127	28	4.5	82	4	31	113	18	11	0	14	1	0	2	2	0	0	0	0	0	0	357	51.0			
O18	vCIN	22	9	13	0	13	5	38.5%	368	67	5.5	112	23	4.9	256	2	7	263	42	28	1	21	2	1	0	3	0	0	0	0	0	5	243	48.6			
O25	@JAX	26	10	13	3	12	3	25.0%	375	74	5.1	115	28	4.1	260	4	38	298	42	24	2	31	0	2	1	0	0	3	0	0	3	148	49.3				
N8	vMA	18	10	7	1	13	8	61.5%	420	51	8.2	266	36	7.4	154	3	27	181	12	11	3	33	3	1	0	4	0	0	0	1	3	150	50.0				
N12	@NYJ	13	7	6	0	16	5	31.3%	280	64	4.4	148	33	4.5	132	4	26	198	27	17	0	22	0	1	1	2	0	0	0	0	0	8	347	43.4			
N23	@NE	16	6	9	1	15	3	20.0%	319	68	4.7	94	30	3.1	225	2	8	233	36	20	0	13	1	0	1	1	0	0	2	3	0	7	319	45.6			
N29	@AC	25	9	13	3	12	5	41.7%	415	67	6.2	129	28	4.6	286	1	5	291	38	21	0	22	0	3	0	1	2	0	0	0	0	3	119	39.7			
D6	vHOU	15	8	7	0	16	8	50.0%	390	58	6.7	187	36	5.2	203	1	8	211	21	11	0	30	1	3	0	3	4	0	0	0	1	6	272	45.3			
D13	@PHI	18	7	11	0	16	6	37.5%	412	69	6.0	152	32	4.8	260	1	8	268	36	19	1	20	1	0	2	0	0	0	2	2	0	7	315	45.0			
D20	@WAS	21	11	10	0	13	5	38.5%	452	63	7.2	240	31	7.7	212	5	23	235	27	16	0	25	1	2	0	2	2	1	1	0	0	1	4	140	35.0		
D27	vDAL	19	11	7	1	14	6	42.9%	408	61	6.7	236	40	5.9	172	3	7	179	18	13	1	16	2	0	0	1	2	0	0	0	1	0	3	143	47.7		
J3	vNYJ	18	5	10	3	20	9	45.0%	295	73	4.0	113	43	2.6	182	2	0	182	28	18	0	22	2	0	1	2	0	0	0	0	3	5	243	48.6			
2015 TOTALS		297	122	155	20	227	86	37.9%	5775	1016	5.7	2432	509	4.8	3343	42	257	3400	465	295	9	379	19	23	3	34	40	2	23	0	2	23	27	1	82	3797	46.3
AVG PER GAME		18.6	7.6	9.7	1.3	14.2	5.4	36.9	63.5	152.0	31.8	208.9	2.6	16.1	225.9	29.1	18.4	0.6	0.6	0.6	23.7	1.2	1.4	0.2	2.1	0.2	0.2	0.2	0.1	0.2	0.2	0.2	5.1	237.3	51.1		

PUNT RET.	KO RET.	FUM	PEN	POSS.
No.	Yds	No.	Lst	Time
1	6	2	0	30:56
1	14	3	0	30:03
2	7	0	0	31:53
5	20	2	1	29:27
3	40	2	1	28:29
0	0	4	2	30:00
2	37	4	2	31:22
0	0	4	0	31:13
3	13	1	0	30:16
4	8	4	1	32:55
1	5	7	5	30:32
2	16	4	0	28:07
5	50	1	5	35:02
1	0	3	51	30:56
0	0	2	36	31:30
1	16	2	1	39:13
31	232	28	10	31:18
AVG PER GAME	14.5	8.9	78.1	311.8

Date	Game	S13	vIND	S20	vNE	S27	@MIA	O4	vNYG	O11	@TEN	O18	vCIN	O25	@JAX	N8	vMA	N12	@NYJ	N23	@NE	N29	@AC	D6	vHOU	D13	@PHI	D20	@WAS	D27	vDAL	J3	vNYJ	2015 TOTALS	AVG PER GAME		
		5	1	3	1	1	1	1	1	1	1	1	1	1	1	1	1	1	1	1	1	1	1	1	1	1	1	1	1	1	1	1	1	1	1	1	
		3	2	2	2	1	1	1	1	1	1	1	1	1	1	1	1	1	1	1	1	1	1	1	1	1	1	1	1	1	1	1	1	1	1	1	
		2	1	1	1	1	1	1	1	1	1	1	1	1	1	1	1	1	1	1	1	1	1	1	1	1	1	1	1	1	1	1	1	1	1	1	
		1	1	1	1	1	1	1	1	1	1	1	1	1	1	1	1	1	1	1	1	1	1	1	1	1	1	1	1	1	1	1	1	1	1	1	
		1	1	1	1	1	1	1	1	1	1	1	1	1	1	1	1	1	1	1	1	1	1	1	1	1	1	1	1	1	1	1	1	1	1	1	
		1	1	1	1	1	1	1	1	1	1	1	1	1	1	1	1	1	1	1	1	1	1	1	1	1	1	1	1	1	1	1	1	1	1	1	
		1	1	1	1	1	1	1	1	1	1	1	1	1	1	1	1	1	1	1	1	1	1	1	1	1	1	1	1	1	1	1	1	1	1	1	
		1	1	1	1	1	1	1	1	1	1	1	1	1	1	1	1	1	1	1	1	1	1	1	1	1	1	1	1	1	1	1	1	1	1	1	
		1	1	1	1	1	1	1	1	1	1	1	1	1	1	1	1	1	1	1	1	1	1	1	1	1	1	1	1	1	1	1	1	1	1	1	1
		1	1	1	1	1	1	1	1	1	1	1	1	1	1	1	1	1	1	1	1	1	1	1	1	1	1	1	1	1	1	1	1	1	1	1	1
		1	1	1	1	1	1	1	1	1	1	1	1	1	1	1	1	1	1	1	1	1	1	1	1	1	1	1	1	1	1	1	1	1	1	1	1
		1	1	1	1	1	1	1	1	1	1	1	1	1	1	1	1	1	1	1	1	1	1	1	1	1	1	1	1	1	1	1	1	1	1	1	1
		1	1	1	1	1	1	1	1	1	1	1	1	1	1	1	1	1	1	1	1	1	1	1	1	1	1	1	1	1	1	1	1	1	1	1	1
		1	1	1	1	1	1	1	1	1	1	1	1	1	1	1	1	1	1	1	1	1	1	1	1	1	1	1	1	1	1	1	1	1	1	1	1

2015 GAME-BY-GAME TEAM DEFENSE

Date	Game	1ST DOWNS			3RD DOWNS			TOTAL DEFENSE			RUSHING			PASSING			TDs			PUNTING																	
		TOT	R	P	Ph	Att	Cnv	PCT	Yds	Phy	Avg	Yds	Phy	Avg	Net	Sk	Int	Gr	Att	Com	In	PTS	R	P	SID	PAT	RUSH	PASS	PAT	FG	Sft	No.	Yds	Avg			
S13	vIND	23	5	16	2	15	8	53.3%	304	68	4.5	64	17	3.8	240	2	3	243	49	26	2	14	0	2	0	0	0	0	0	0	0	0	1	0	4	177	44.3
S20	vNE	27	4	20	3	10	3	30.0%	507	76	6.7	56	15	3.7	451	2	15	466	59	38	0	40	1	3	0	4	0	0	0	0	0	0	0	4	54	54.0	
S27	vMIA	21	7	13	1	13	4	30.8%	391	71	5.5	102	20	5.1	289	2	8	297	49	26	3	14	0	2	0	0	0	0	0	0	0	0	0	4	196	49.0	
O4	vNYG	19	4	8	7	15	3	20.0%	303	64	4.7	92	28	3.3	211	1	1	212	35	20	1	24	0	3	0	1	2	1	0	0	0	0	8	355	44.4		
O11	vTEN	17	4	10	3	13	5	38.5%	276	62	4.5	97	28	3.5	179	2	8	187	32	21	1	13	1	0	0	1	0	0	0	0	0	2	2	6	251	41.8	
O18	vCIN	21	5	15	1	12	7	58.3%	355	61	5.8	112	28	4.0	243	0	0	243	33	22	0	34	1	3	0	4	0	0	0	0	0	2	2	3	121	40.3	
O25	vJAX	17	6	9	2	14	5	35.7%	295	63	4.7	120	32	3.8	175	2	7	182	29	13	1	34	1	2	2	4	5	0	0	0	0	0	6	289	44.8		
N8	vMIA	29	6	16	7	9	4	44.4%	397	62	6.4	108	24	4.5	289	2	27	316	36	27	0	17	2	0	2	2	0	0	0	0	0	1	1	3	114	38.0	
N12	vNYJ	15	6	9	0	13	3	23.1%	318	59	5.4	128	24	5.3	190	1	3	193	34	15	2	17	0	2	0	2	2	0	0	0	0	1	1	5	258	51.6	
N23	vNE	18	4	12	2	14	4	28.6%	356	62	5.7	85	22	3.9	271	1	6	277	39	20	1	20	1	0	2	2	0	0	0	0	2	3	0	7	288	41.1	
N29	vKC	21	8	11	2	13	6	46.3%	413	58	7.1	159	27	5.9	255	1	0	255	30	19	0	30	1	2	0	3	0	0	0	3	4	0	3	117	39.0		
D6	vHOU	21	6	14	1	15	7	46.7%	401	71	5.6	126	26	4.8	235	2	18	293	43	23	1	21	0	3	0	1	2	1	0	0	0	0	7	285	40.7		
D13	vPHI	20	8	11	1	18	9	50.0%	348	73	4.8	116	34	3.4	232	1	15	247	38	23	1	23	1	0	2	2	0	0	0	0	3	0	7	353	50.4		
D20	vWAS	23	7	13	3	11	7	63.6%	431	56	7.7	123	27	4.6	308	1	11	319	28	22	0	35	1	4	0	5	0	0	0	0	0	3	140	46.7			
D27	vDAL	14	3	10	1	14	7	50.0%	307	56	5.5	121	25	4.8	186	0	0	186	31	13	1	6	0	0	0	0	0	0	0	2	3	0	4	138	34.5		
J3	vNYJ	15	4	10	1	11	3	27.3%	300	55	5.5	122	17	7.2	178	1	3	181	37	16	3	17	0	2	0	2	0	0	0	1	2	0	4	161	40.3		
2015 TOTALS		321	87	197	37	210	85	40.5%	5702	1017	5.6	1730	394	4.4	3972	21	125	4097	602	347	17	359	10	30	2	33	37	2	2	3	22	27	75	3277	43.7		
AVG PER GAME		20.1	5.4	12.3	2.3	108.1	24.6		356.4	63.6					248.3	1.3	7.8	256.1	37.6	21.7	1.1	22.4										4.7	204.8				

Date	Game	PUNTING		KO RET.		FUM		PEN	
		No.	Yds	No.	Yds	No.	Lst	No.	Yds
S13	vIND	2	1	3	58	2	1	2	1
S20	vNE	4	41	0	0	2	2	5	49
S27	vMIA	1	19	4	63	1	0	11	119
O4	vNYG	3	18	1	25	1	0	6	36
O11	vTEN	5	66	3	53	1	0	11	85
O18	vCIN	4	37	4	84	1	0	9	74
O25	vJAX	0	0	2	20	1	0	3	20
N8	vMIA	2	18	4	50	3	1	10	66
N12	vNYJ	4	14	3	47	2	2	8	62
N23	vNE	3	34	2	10	1	0	3	20
N29	vKC	0	0	4	106	0	0	5	61
D6	vHOU	0	0	1	21	0	0	8	59
D13	vPHI	4	47	3	56	0	0	10	89
D20	vWAS	2	5	3	50	1	1	5	55
D27	vDAL	2	32	1	15	1	1	6	6
J3	vNYJ	4	21	2	30	0	0	8	65
2015 TOTALS		40	335	40	688	16	8	113	906
AVG PER GAME		2.7	20.4	2.7	52.0	1.0	0.5	7.1	56.6

2015 REVIEW

RUSHING

Yards	112	L. McCoy three times last vs. HOU 12/6
Average (min. 10 carries)	9.2	Ka. Williams at MIA 9/27
Long	60t	M. Gillislee at WAS 12/20
Touchdowns	2	Ka. Williams vs. MIA 11/8

PASSING

Attempts	42	Three times last by E. Manuel at JAX 10/25
Completions	28	Twice last by E. Manuel vs. CIN 10/18
Percentage (min. 20 attempts)	76.7%	T. Taylor vs. NE 9/20
Yards	298	E. Manuel vs. JAX 10/25
Long	63	T. Taylor vs. MIA 11/8
Touchdowns	3	T. Taylor 4 times last vs. HOU 12/6

RECEIVING

Receptions	11	S. Watkins vs. NYJ 1/3
Yards	168	S. Watkins vs. MIA 11/8
Average (min. 3 rec.)	36.3	S. Watkins vs. HOU 12/6
Long	63	S. Watkins vs. MIA 11/8
Touchdowns	2	S. Watkins twice last at WAS 12/20

SPECIAL TEAMS

Punts	8	C. Schmidt at NYJ 11/12
In 20	2	C. Schmidt 8 times, last vs. NYJ 1/3
Longest Punt	65	C. Schmidt at TEN 10/11
Punt Return Attempts	5	M. Thigpen twice, last at PHI 12/13
Punt Return Yards	50	M. Thigpen at PHI 12/13
Punt Return Average (min. 3 ret.)	13.3	D. Moore at TEN 10/11
Long Punt Return	27	D. Moore at TEN 10/11
Kickoff Return Attempts	7	M. Thigpen at KC 11/29
Kickoff Return Yards	164	M. Thigpen at KC 11/29
Kickoff Return Average (min 3. ret.)	23.4	M. Thigpen at KC 11/29
Long Kickoff Return	32	W. Powell vs. NYJ 1/3
PATs Made	5	D. Carpenter at MIA 9/27
PATs Attempted	5	D. Carpenter at MIA 9/27
Field Goals Made	3	D. Carpenter three times last vs. NYJ 1/3
Field Goals Attempted	3	D. Carpenter five times last vs. NYJ 1/3
Longest Field Goal	52	D. Carpenter at NE 11/23

DEFENSE

Most Total Tackles	13	C. Graham vs. NYG 10/4
Most Solo Tackles	10	Twice, last by R. Darby vs. MIA 11/8
Most Sacks	2.0	J. Hughes vs. MIA 11/8
Most Interceptions	2	P. Brown at MIA 9/27

RUSHING

Yards	115	T. Yeldon at JAX 10/25
Average (min. 10 carries)	6.0	S. Ware at KC 11/29
Long	58	C. Ivory vs. NYJ 1/3
Touchdowns	2	L. Miller vs. MIA 11/8

PASSING

Attempts	59	T. Brady vs. NE 9/20
Completions	38	T. Brady vs. NE 9/20
Percentage (min. 20 attempts)	78.6%	K. Cousins at WAS 12/20
Yards	466	T. Brady vs. NE 9/20
Long	77t	K. Cousins at WAS 12/20
Touchdowns	4	K. Cousins at WAS 12/20

RECEIVING

Receptions	11	J. Edelman vs. NE 9/20
Yards	160	J. Maclin at KC 11/29
Average (min. 3 rec.)	25.5	D. Jackson at WAS 12/20
Long	77	D. Jackson at WAS 12/20
Touchdowns	2	Three times last by J. Reed at WAS 12/20

SPECIAL TEAMS

Punts	8	B. Wing vs. NYG 10/4
In 20	4	Twice last by S. Lechler vs. HOU 12/6
Longest Punt	59	M. Darr at MIA 9/27
Punt Return Attempts	5	D. McCluster at TEN 10/11
Punt Return Yards	66	D. McCluster at TEN 10/11
Punt Return Average (min. 3 ret.)	13.2	D. McCluster at TEN 10/11
Long Punt Return	28	Twice last by L. Whitehead vs. DAL 12/27
Kickoff Return Attempts	4	K. Davis at KC 11/29
Kickoff Return Yards	106	K. Davis at KC 11/29
Kickoff Return Average (min 3. ret.)	26.5	K. Davis at KC 11/29
Long Kickoff Return	49	A. Jones vs. CIN 10/18
PATs Made	5	D. Hopkins at WAS 12/20
PATs Attempted	5	Twice last by D. Hopkins at WAS 12/20
Field Goals Made	4	S. Gostkowski vs. NE 9/20
Field Goals Attempted	4	Twice last by C. Santos at KC 11/29
Longest Field Goal	50	S. Gostkowski vs. NE 9/20

DEFENSE

Most Total Tackles	15	S. Lee vs. DAL 12/27
Most Solo Tackles	11	S. Lee vs. DAL 12/27
Most Sacks	3	C. Jones vs. NE 9/20
Most Interceptions	1	Nine times, last by D. Olatoye vs. DAL 12/27

BILLS 27, COLTS 14

September 13, 2015 – Ralph Wilson Stadium – 70,319

The Buffalo Bills won their first game with new Head Coach Rex Ryan, and new starting quarterback Tyrod Taylor as they defeated the Indianapolis Colts by a score of 27-14. The Bills won their home opener at Ralph Wilson Stadium and move to 1-0 on the season.

The team was led by a phenomenal performance by Taylor as he passed for 195 yards and one touchdown turning in a 123.8 quarterback rating. His play was highlighted by a 51-yard touchdown pass to Percy Harvin to open the scoring as time expired at the end of the first quarter.

On the ground the Bills were just as dominant as the team turned in 147 yards on the ground. Rookie Karlos Williams scored a 26 yard touchdown on his first carry as a Bill to put the team up 17-0 going into the second half. The Bills weren't done on the ground yet as Boobie Dixon jumped over the line to pound home a one yard run to cap off the Bills scoring drive to open the second half and increase their lead to 24-0.

On the other side of the football the Bills were led by starting linebacker Nigel Bradham had team-highs with eight tackles, a sack, and two quarterback hits. The Bills defense capitalized on turnovers forcing two interceptions and recovering a muffed punt. Ronald Darby got his first interception as a Buffalo Bill and recorded two pass-defenses on the day.

Andrew Luck attempted to lead a second half comeback, but the Bills defense was too much as Aaron Williams picked Luck off in the Colts final drive. Luck finished the day 26 of 49 with 243 yards, two touchdowns, and two interceptions. The Colts could not capitalize on the Bills mental mistakes they made as they had 11 penalties in the game for 113 yards.

TEAM	1	2	3	4	Final
COLTS	0	0	8	6	14
BILLS	7	10	7	3	27

TEAM	QTR.	TIME	SCORING PLAY	DRIVE	SCORE
BUF	1	0:00	P. Harvin 51 yd. pass from T. Taylor (D. Carpenter kick)	5-68, 2:39	7-0
BUF	2	7:49	D. Carpenter 41 yd. Field Goal	7-43, 3:22	10-0
BUF	2	0:20	Ka. Williams 26 yd. run (D. Carpenter kick)	5-58, 2:22	17-0
BUF	3	9:34	B. Dixon 1 yd. run (D. Carpenter kick)	11-80, 5:26	24-0
IND	3	0:54	D. Moncrief 2 yd. pass from A. Luck (A. Luck-C.Fleener pass)	18-65, 8:40	24-8
BUF	4	8:14	D. Carpenter 45 yd. Field Goal	4- -1, 1:30	27-8
IND	4	5:56	D. Allen 6 yd. pass from A. Luck (pass failed)	9-80, 2:18	27-14

	IND	BUF	
First Downs	23	15	RUSHING
Rushes-Yards	17-64	36-147	COLTS: F. Gore 8-31; A. Luck 4-20; J. Robinson 4-11; T. Varga 1-2
Net Passing Yards	240	195	BILLS: Ka. Williams 6-55 1 TD; L. McCoy 17-41; T. Taylor 9-41; P. Harvin 1-9; A. Dixon 3-1
Total Net Yards	304	342	
Passing (A-C-I)	49-26-2	19-14-0	PASSING
Sacked by Opp.	2-3	0-0	COLTS: A. Luck 26-49, 243 yards, 2 TD, 2 INT
Punts-Average	4-44.3	5-50.4	BILLS: T. Taylor 14-19, 195, 1 TD
Fumbles-Lost	2-1	2-0	
Penalties	5-49	11-113	RECEIVING
Time of Poss.	29:04	30:56	COLTS: T. Hilton 7-88; D. Moncrief 6-46 1TD ; A. Johnson 4-24; D. Allen 3-17 1 TD; P. Dorsett 2-45; F. Gore 2-0; T. Varga 1-18; C. Fleener 1-5
			BILLS: P. Harvin 5-79 1 TD; C. Clay 4-43; L. McCoy 3-46; R. Woods 2-27

PATRIOTS 40, BILLS 32

September 20, 2015 – Ralph Wilson Stadium – 70,858

The Buffalo Bills attempted a fourth quarter comeback that came up short against the New England Patriots. Down 37-13 the Bills rallied back putting up 19 points in the fourth quarter, but a Tyrod Taylor interception on a tipped pass led to the game ending interception.

The Bills day was riddled with penalties for the second week in a row, once again incurring over 100 yards from yellow flags. Starting out on the first drive the Bills marched the ball down 80-yards down the field for a touchdown. The Bills then managed to give up 21 straight points to the Patriots as they took over the first half.

The Patriots were led by quarterback Tom Brady who managed to pick apart the Bills defense. Brady tallied 466 passing yards with three touchdowns as he completed 38 of his 59 passing attempts. He spread the ball around as well as nine different Patriots players had catches.

Tyrod Taylor led the Bills on offense, throwing for 242-yards, three touchdowns and three interceptions, while rushing for 43-yards and a touchdown.

On defense the Bills managed to recover two fumbles forced by Preston Brown and Jerry Hughes, while also recording two sacks. However, it wasn't enough to shut down the Patriots offense as they tallied 507-yards of total offense

TEAM	1	2	3	4	Final
PATRIOTS	14	10	13	3	40
BILLS	7	6	0	19	32

TEAM	QTR.	TIME	SCORING PLAY	DRIVE	SCORE
BUF	1	10:00	Ka. Williams 2 yd. run (D. Carpenter kick)	10-80, 5:00	7-0
NE	1	4:02	J. Edelman 8 yd. pass from T. Brady (S. Gostkowski kick)	5-62, 2:30	7-7
NE	1	0:58	D. Lewis 6 yd. run (s. Gostkowski kick)	2-13, 0:31	7-14
NE	2	13:14	R. Gronkowski 2 yd. pass from T. Brady (S. Gostkowski kick)	5-30, 1:36	7-21
BUF	2	5:13	C. Clay 9 yd. pass from T. Taylor (kick failed, wr)	2-48, 1:25	13-21
NE	2	2:18	S. Gostkowski 46 yd. field goal	9-52, 2:55	13-24
NE	3	10:02	S. Gostkowski 21 yd. field goal	12-77, 4:58	13-27
NE	3	3:24	J. Edelman 22 yd. pass from T. Brady (S. Gostkowski kick)	9-83, 3:12	13-34
NE	3	0:28	S. Gostkowski 50 yd. field goal	6-23, 0:59	13-37
BUF	4	11:42	R. Woods 32 yd. pass from T. Taylor (pass failed)	10-80, 3:46	19-37
BUF	4	5:27	T. Taylor 7 yd. run (run failed)	7-59, 2:43	25-37
BUF	4	4:16	S. Watkins 24 yd. pass from T. Taylor (D. Carpenter kick)	2-50, 0:15	32-37
NE	4	1:15	S. Gostkowski 25 yd. field goal	7-72, 3:01	32-40

	NE	BUF	RUSHING
First Downs	27	23	PATRIOTS: D. Lewis 7-40, 1 TD; J. Edelman 1-12;
Rushes-Yards	15-56	27-160	L. Blount; 2-4; D. Amendola 1-3; B. Bolden 1-1; T.
Net Passing Yards	451	189	Brady 3-(-4)
Total Net Yards	507	349	BILLS: L. McCoy 15-89; T. Taylor 5-43, 1 TD; Ka. Wil-
Passing (A-C-I)	59-38-0	30-23-3	liams 6-21, 1 TD; P. Harvin 1-7
Sacked by Opp.	2-15	8-53	
Punts-Average	1-40	6-41.5	PASSING
Fumbles-Lost	2-2	3-0	PATRIOTS: T. Brady 38-59, 466, 3 TD
Penalties	11-119	14-140	BILLS: T. Taylor 23-30, 242, 3 TD, 3 INT
Time of Poss.	29:57	30:03	

RECEIVING

PATRIOTS: J. Edelman 11-97, 2 TD, R. Gronkowski 7-113, 1 TD; A. Dobson 7-87; D. Lewis 6-98; S. Chandler 3-23; D. Amendola 1-29; Mi. Williams 1-15; T. Cadet 1-2; B. Bolden 1-2
 BILLS: S. Watkins 6-60, 1 TD; P. Harvin 4-47; R. Woods 3-60 1TD; L. McCoy 3-27; C. Clay 3-19, 1 TD; Ka. Williams 2-16; C. Hogan 1-11; M. Mulligan 1-2

BILLS 41, DOLPHINS 14

September 27, 2015 – Sun Life Stadium – 64,869

The Buffalo Bills bounced back after a loss in week two to win their first game on the road. The Bills put in a dominant performance on both sides of the ball, winning 41-14.

On defense the Bills were led by Preston Brown, as he had seven tackles on the day and two interceptions, and returned one for a touchdown. The Bills as a defense forced three interceptions in the first half and didn't allow the Dolphins to get on the board until mid-way through the third quarter. Ronald Darby also recorded his second interception of the season.

On offense Tyrod Taylor threw for three touchdowns for the second week in a row. Karlos Williams had his first 100-yard rushing game and scored a touchdown for the third week in a row. The Bills put up 428 yards on offense and did not allow a sack for the second time this year. The Bills dominated the first half as they scored 10 points in the final two minutes to go into halftime up 27-0.

The Dolphins defense did not have an answer for the Bills throughout the whole game as they allowed 41 points, and had no sacks or turnovers on the day. The Dolphins only scored twice, and failed to score twice in goal to go situations.

TEAM	1	2	3	4	Final
DOLPHINS	0	0	8	6	14
BILLS	14	13	0	14	41

TEAM	QTR.	TIME	SCORING PLAY	DRIVE	SCORE
BUF	1	11:49	C. Clay 25 yd. pass from T. Taylor (D. Carpenter kick)	5-77, 2:17	7-0
BUF	1	6:03	L. McCoy 10 yd. pass from T. Taylor (D. Carpenter kick)	8-81, 3:40	14-0
BUF	2	11:40	D. Carpenter 26 yd. Field Goal	9-57, 5:00	17-0
BUF	2	1:44	P. Brown 43 yd. interception return (D. Carpenter kick)		24-0
BUF	2	0:03	D. Carpenter 51 yd. Field Goal	4-16, 0:42	27-0
MIA	3	5:39	R. Matthews 21 yd. pass from R. Tannehill (R. Tannehill-J. Landry pass)	6-56, 3:14	27-8
BUF	4	14:53	C. Hogan 38 yd. pass from T. Taylor (D. Carpenter kick)	11-80, 5:46	34-8
MIA	4	7:56	R. Matthews 46 yd. pass from R. Tannehill (kick failed, wl)	4-48, 0:51	34-14
BUF	4	6:46	Ka. Williams 41 yd. run (D. Carpenter kick)	2-44, 1:10	41-14

	MIA	BUF
First Downs	21	21
Rushes-Yards	20-102	34-151
Net Passing Yards	289	277
Total Net Yards	391	428
Passing (A-C-I)	49-26-3	29-21-0
Sacked by Opp.	2-8	0-0
Punts-Average	4-49.0	3-45.7
Fumbles-Lost	1-0	0-0
Penalties	6-36	5-40
Time of Poss.	28:07	31:53

RUSHING

DOLPHINS: J. Gray 9-49; L. Miller 7-38; D. Williams 2-17; J. Landry 1-(-1); R. Tannehill 1-(-1)
 BILLS: Ka. Williams 12-110-1TD; L. McCoy 11-16; P. Harvin 2-16; T. Taylor 3-12; A. Dixon 5-(-1); E. Manuel 1-(-2)

PASSING

DOLPHINS: R. Tannehill 26-49, 297, 2 TD, 3 INT,
 BILLS: T. Taylor 21-29, 277, 3 TD

RECEIVING

DOLPHINS: J. Landry 8-67; R. Matthews 6-113, 2 TD; D. Parker 3-46; L. Miller 3-27; J. Cameron 3-16; J. Stoneburner 1-13
 G. Jennings 1-10; D Williams 1-5
 BILLS: P. Harvin 7-66; C. Clay 5-82 1 TD; R. Woods 4-38; C. Hogan 3-42 1 TD; S. Watkins 1-39; L. McCoy 1-10

BILLS 10, GIANTS 24

October 4th, 2015 – Ralph Wilson Stadium – 70,677

The Buffalo Bills dropped their second straight home game and fell to 2-2 on the season. Another day of penalties and the inability to finish on offense doomed the Bills.

The Bills for the third time this season had over 100 yards in penalties. The Bills gave the Giants seven first downs off of penalties, helping to continue multiple drives. The Bills also failed to score in the red zone on three separate occasions, turning the ball over on downs twice, and missing a 30-yard field goal.

The Giants managed to capitalize on a Devon Kennard interception early in the first half and never relinquished the lead from there. Eli Manning led the Giants offense behind his 212 yards passing and three touchdowns. On defense the Giants thrived from play of DE Kerry Wynn, who led the team with eight tackles, Devon Kennard, and Prince Amukamara who each forced a turnover.

The Bills offense struggled behind play of Tyrod Taylor who went 28 for 42 for 274 yards with one touchdown, and one interception. The Bills did produce their first 100-yard receiving game from play of Charles Clay who has nine receptions for 111 yards. Karlos Williams also extended his touchdown streak to four games, catching Taylor's 23-yard pass.

TEAM	1	2	3	4	Final
GIANTS	9	7	0	8	24
BILLS	3	0	0	7	10

TEAM	QTR.	TIME	SCORING PLAY	DRIVE	SCORE
NYG	1	10:20	J. Brown 47 yd. Field Goal	8-35, 3:11	0-3
BUF	1	4:33	D. Carpenter 51 yd. Field Goal	5-15, 1:21	3-3
NYG	1	0:25	D. Harris 21 yd. pass from E. Manning (kick failed, hru)	2-32, 0:37	3-9
NYG	2	10:42	R. Randle 11 yd. pass from E. Manning (J. Brown kick)	10-76, 4:02	3-16
BUF	4	9:41	K. Williams 23 yd. pass from T. Taylor (D. Carpenter kick)	3-43, 0:54	10-16
NYG	4	7:42	R. Jennings 51 yd. pass from E. Manning (A. Williams run)	5-72, 1:59	10-24

	NYG	BUF	
First Downs	19	14	RUSHING
Rushes-Yards	28-92	24-55	GIANTS: R. Jennings 9-38; A. Williams 11-35; S. Vereen 5-21; E. Manning 3-(-2)
Net Passing Yards	211	258	BILLS: Ka. Williams 18-40; T. Taylor 6-15
Total Net Yards	303	313	PASSING
Passing (A-C-I)	35-20-1	42-28-1	GIANTS: E. Manning 20-35, 212, 3 TD, 1 INT
Sacked by Opp.	1-1	2-16	BILLS: T. Taylor 28-42, 274, 1 TD, 1 INT
Punts-Average	8-44.4	7-51.9	RECEIVING
Fumbles-Lost	1-0	2-1	GIANTS: D. Harris 5-51, 1TD; O. Beckham Jr 5-38; L. Donnell 5-38; R. Randle 3-31, 1 TD; R. Jennings 2-54, 1 TD
Penalties	11-85	17-135	BILLS: C. Clay 9-111; C. Hogan 5-43; R. Woods 3-33; Ka. Williams 3-30, 1 TD; P. Harvin 3-26; A. Dixon 2-20; C. Gragg 1-15; M. Gray 1-2; C. Wood 1-(-6)
Time of Poss.	30:33	29:27	

BILLS 14, TITANS 13

October 11th, 2015 – Nissan Stadium – 65,670

The Bills completed a fourth quarter comeback to win the game and improve to 3-2 on the season. The Bills managed to win behind strong defensive play.

The Bills offensive woes continued without the likes of Sammy Watkins, LeSean McCoy, and Karlos Williams. The Bills only managed 209 yards of total offense. Tyrod Taylor shook off a shaky first half and capped the comeback in the fourth quarter with a touchdown pass to Chris Hogan. Taylor led the team in rushing with 76 yards and one touchdown, had 109 yards passing, and even caught a pass for four yards.

The Titans offense struggled against the Bills defense as they only managed 276 yards. Marcus Mariota also led his team in rushing with 47 yards and threw for 187 yards. The rookie's effort was not enough to overcome a tough Buffalo defense.

Stephon Gilmore had 4 passes defensed and the game-sealing interception to lead the Bills defense. Corey Graham had a team-high 10 tackles. Mario and Kyle Williams also registered sacks in the game.

TEAM	1	2	3	4	Final
TITANS	0	3	7	3	13
BILLS	0	0	7	7	14

TEAM	QTR.	TIME	SCORING PLAY	DRIVE	SCORE
TEN	2	14:09	R. Succop 21 yd. Field Goal	13-62, 7:39	0-3
TEN	3	6:51	A. Andrews 1 yd. run (R. Succop kick)	7-39, 4:15	0-10
BUF	3	1:20	T. Taylor 22 yd. run (D. Carpenter kick)	9-80, 5:31	7-10
TEN	4	9:36	R. Succop 41 yd. Field Goal	13-72, 6:44	7-13
BUF	4	5:25	C. Hogan 2 yd. pass from T. Taylor (D. Carpenter kick)	8-80, 4:11	14-13

	TEN	BUF	RUSHING
First Downs	17	13	TITANS: M. Mariota 5-47; D. McCluster 8-20; B. Sankey 7-20; A. Andrews 7-9, 1 TD; K. Wright 1-1
Rushes-Yards	28-97	28-127	BILLS: T. Taylor 8-76, 1 TD; D. Herron 9-28; A. Dixon 7-19; C. Wood 2-3; J. Felton 1-2, P Harvin 1-(-1)
Net Passing Yards	189	82	
Total Net Yards	276	209	
Passing (A-C-I)	32-21-1	18-113	
Sacked by Opp.	2-8	4-31	PASSING
Punts-Average	6-41.8	7-51.0	TITANS: M. Mariota 21-32 187 yards, 1 INT
Fumbles-Lost	0-0	2-1	BILLS: T. Taylor 10-17 109 yards, 1 TD; C. Hogan 1-1 4
Penalties	9-74	7-62	
Time of Poss.	35:31	24:29	RECEIVING
			TITANS: J. Hunter 4-38; D. Walker 4-36; A. Andrews 3-45; K. Wright 3-29; B. Sankey 3-23; H. Douglas 2-17; C. Stevens 1-1; D. McCluster 1-(-2)
			BILLS: C. Hogan 3-52, 1 TD; A. Dixon 3-20; M. Goodwin 2-24; C. Clay 1-7; R. Woods 1-6; T. Taylor 1-4

BILLS 21, BENGALS 34

October 18th, 2015 – Ralph Wilson Stadium – 69,593

The Bills dropped their third straight at home to move to 3-3 on the season. An inconsistent offense, numerous penalties, and poor red zone defense were some of the things to sink the Bills this week.

The Bills started off strong driving 80 yards on the opening possession to move out to an early 7-0 nothing lead. The Bengals however would quickly answer, taking the lead early in the second and never giving it back. Andy Dalton improved his Bengals to 6-0, with 243 yards and three touchdowns on the day.

The Bills saw some key players return from injury, and also lost some players to injury as well. Backup quarterback EJ Manuel threw the ball 42 times for 263, one touchdown, and one interception. LeSean McCoy back in action after missing two games as he rushed for 90 yards and one touchdown on 17 carries. Sammy Watkins also returned to catch a touchdown, but subsequently injured himself on the play and missed the second half.

The defense could not save the game for the Bills. They forced no turnovers, no sacks, and gave up four touchdowns on four red zone trips by the Bengals. Preston Brown led the Bills with nine total tackles.

The Bengals offense behind Andy Dalton produced 112 rushing yards and one touchdown, and Marvin Jones who had 95 yards receiving and one touchdown. The Bengals defense also performed well producing one interception, two sacks.

TEAM	1	2	3	4	Final
BENGALS	7	10	14	3	34
BILLS	7	7	0	7	21

TEAM	QTR.	TIME	SCORING PLAY	DRIVE	SCORE
BUF	1	9:21	E. Manuel 2 yd. run (D. Carpenter kick)	11-80, 5:39	7-0
CIN	1	3:26	J. Hill 13 yd. pass from A. Dalton (M. Nugent kick)	7-39, 4:15	7-7
CIN	2	10:19	G. Bernard 17 yd. run (M. Nugent kick)	5-55, 2:11	7-14
CIN	2	7:12	M. Nugent 47 yd. Field Goal	4-7, 1:34	7-17
BUF	2	0:17	S. Watkins 22 yd. pass from E. Manuel (D. Carpenter kick)	14-86, 6:55	14-17
CIN	3	10:55	M. Jones 10 yd. pass from A. Dalton (M. Nugent kick)	8-90, 4:05	14-24
CIN	3	1:42	T. Eifert 4 yd. pass from A. Dalton (M. Nugent kick)	12-78, 4:41	14-31
CIN	4	10:40	M. Nugent 39 yd. Field Goal	10-45, 5:07	14-34
BUF	4	6:50	L. McCoy 4 yd. run (D. Carpenter kick)	9-80, 3:50	21-34

	CIN	BUF
First Downs	21	22
Rushes-Yards	28-112	23-112
Net Passing Yards	243	256
Total Net Yards	355	368
Passing (A-C-I)	33-22-0	42-28-1
Sacked by Opp.	0-0	2-7
Punts-Average	3-40.3	5-48.6
Fumbles-Lost	1-0	0-0
Penalties	3-20	8-93
Time of Poss.	30:00	30:00

RUSHING

BENGALS: J. Hill 15-56; G. Bernard 8-50, 1 TD; M. Sanu 1-8; A. Dalton 3-(-2)
 BILLS: L. McCoy 17-90, 1 TD; E. Manuel 6-22, 1 TD

PASSING

BENGALS: A. Dalton 22-33 243, 3 TD
 BILLS: E. Manuel 28-42 263 yards, 1 TD, 1 INT

RECEIVING

BENGALS: M. Jones 9-95, 1 TD; A. Green 4-36; T. Eifert 4-30, 1 TD; M Sanu 2-30; G. Bernard 1-23; R. Hewitt 1-16; J. Hill 1-13, 1 TD
 BILLS: C. Clay 9-62; C. Gragg 5-54; S. Watkins 4-48, 1 TD; R. Woods 4-47; C. Hogan 2-31; D. Herron 2-17; L. McCoy 2-4

BILLS 31, JAGUARS 34

October 25th, 2015 – Wembley Stadium, 84,021

In their debut across the pond in London the Bills were unable to recover from the hole they put themselves in early in the game. The Bills lost their second straight game to fall to 3-4 on the season.

The Bills found themselves in trouble in the second quarter as the Jaguars scored four touchdowns in the quarter, and forced three turnovers. Two of the touchdowns came on a fumble return and an interception. The Jaguars other interception also led to another scoring drive as TJ Yeldon punched in a 28 yard run.

Despite being down 27-3 the Bills managed to turn things around and scored 28 unanswered points and take the lead. However the lead was short lived as the Jaguars scored on their next possession to take the regain lead and win the game.

The Bills offense was led by backup quarterback EJ Manuel who made his second start this season. Manuel had 298 yards passing on 24 completions with two touchdowns and two interceptions. The Bills also scored their longest touchdown of the season so far on a 58 yard strike from Manuel to Marcus Easley.

The offense also got some help from safety Corey Graham as he returned an interception for a touchdown. Graham also led the team in tackles with 9.

The Jaguars passing game struggled but connected at the right time as quarterback Blake Bortles went 13 of 29 for 182 yards two touchdowns and one interception. The run game was led by TJ Yeldon who rushed for a 116 yards, and becoming the first running back to rush for over a 100-yards against the Bills defense this season.

The Jaguars defense had a number of good plays. Telvin Smith led the team in tackles with nine, and had an interception returned for a touchdown.

TEAM	1	2	3	4	Final
JAGUARS	0	27	0	7	34
BILLS	3	10	0	18	31

TEAM	QTR.	TIME	SCORING PLAY	DRIVE	SCORE
BUF	1	7:26	D. Carpenter 31 yd. Field Goal	7-43, 2:38	3-0
JAX	2	14:05	A. Robinson 10 yd. pass from B. Bortles (J. Myers kick)	7-73, 3:08	3-7
JAX	2	12:21	C. Clemons 6 yd. fumble return (J. Myers kick)	--/--	3-14
JAX	2	12:14	T. Smith 26 yd. interception return (j. Myers kick)	---	3-21
JAX	2	8:25	T. Yeldon 28 yd. run (kick failed, wr)	3-36, 1:30	3-27
BUF	2	2:46	R. Woods 16 yd. pass from E. Manuel (D. Carpenter kick)	12-85, 5:39	10-27
BUF	2	0:08	D. Carpenter 38 yd. Field Goal	7-30, 1:30	13-27
BUF	4	14:50	D. Carpenter 26 yd. Field Goal	14-91, 5:40	16-27
BUF	4	6:33	M. Easley 58 yd. pass from E. Manuel (L. McCoy run)	2-52, 0:42	24-27
BUF	4	5:21	C. Graham 44 yd. interception return (D. Carpenter kick)	--/--	31-27
JAX	4	2:16	A. Hurns 31 yd. pass from B. Bortles (J. Myers kick)	7-84, 3:05	31-34

	JAX	BUF	
First Downs	17	26	RUSHING
Rushes-Yards	32-120	28-115	JAGUARS: T. Yeldon 20-115, 1 TD; T. Gerhart 6-8; T. Alualu 1-0; B. Bortles 5-(-3)
Net Passing Yards	175	260	BILLS: L. McCoy 18-68; E. Manuel 8-38; D. Herron 2-9
Total Net Yards	295	375	PASSING
Passing (A-C-I)	29-13-1	42-24-2	JAGUARS: B. Bortles 13-29 182, 2 TD, 1 INT
Sacked by Opp.	2-7	4-38	BILLS: E. Manuel 24-42 298, 2 TD, 2 INT
Punts-Average	6-44.8	3-49.3	RECEIVING
Fumbles-Lost	1-0	4-2	JAGUARS: A. Robinson 6-98, 1 TD; A. Hurns 2-53, 1 TD; M. Lewis 2-13; T. Yeldon 1-9; B. Walters 1-5; J. Thomas 1-4
Penalties	10-66	10-87	BILLS: R. Woods 9-84, 1 TD; C. Hogan 6-56; C. Clay 3-26; L. McCoy 2-36; C. Gragg 2-35; M. Easley 1-58, 1 TD; D. Herron 1-3
Time of Poss.	28:38	31:22	

BILLS 33, DOLPHINS 17

November 8th, 2015 – Ralph Wilson Stadium, 70,214

The Buffalo Bills beat the Miami Dolphins to complete the season sweep and improve to 4-4 on the season.

The Bills took the lead on the Dolphins first offensive play on a botched play that resulted in a Ryan Tannehill fumble out of the back of the end zone for a safety. The Bills took the 2-0 lead and never looked back. The Bills managed to score four touchdowns, three longer than 30-yards, and won the game handily.

The Dolphins offense still managed to put up 397 yards of offense but failed to capitalize on important opportunities, the biggest of which was coming up empty in a goal to go situation at the end of the first half.

Sammy Watkins, Karlos Williams and Tyrod Taylor all came back from injury this week and provided a spark for the offense. Watkins had a career high 168 yards receiving and one touchdown. With both Karlos Williams and LeSean McCoy each turning in 100-yard rushing performances, it was the first time in Bills history the team had two 100-yard rushers and a 100-yard receiver in the same game. Tyrod Taylor also turned in a 11 for 12 performance for 181 yards and one touchdown.

The defense was led by the stand out play of Jerry Hughes who recorded two sacks, one tackle for a loss, two quarterback hits, a forced fumble, and a fumble recovery. Ronald Darby added a team-high 10 tackles with one tackle for a loss and one pass defensed.

TEAM	1	2	3	4	Final
DOLPHINS	0	7	7	3	17
BILLS	9	10	7	7	33

TEAM	QTR.	TIME	SCORING PLAY	DRIVE	SCORE
BUF	1	11:48	R. Tannehill fumble out of bounds in end zone for a safety	--, --	2-0
BUF	1	8:50	L. McCoy 48 yd. run (D. Carpenter kick)	5-80, 2:58	9-0
MIA	2	11:28	L. Miller 1 yd. run (A. Franks kick)	9-85, 4:25	9-7
BUF	2	7:08	D. Carpenter 43 yd. Field Goal	8-47, 4:20	12-7
BUF	2	2:26	K. Williams 11 yd. run (D. Carpenter kick)	4-84, 2:07	19-7
MIA	3	10:05	L. Miller 1 yd. run (A. Frank kick)	9-80, 4:55	19-14
BUF	3	2:21	S. Watkins 44 yd. pass from T. Taylor (D. Carpenter kick)	3-40, 2:12	26-14
BUF	4	8:35	K. Williams 38 yd. run (D. Carpenter kick)	10-80, 6:16	33-14
MIA	4	3:53	A. Franks 48 yd. Field Goal	9-63, 4:42	33-17

	MIA	BUF	RUSHING
First Downs	29	18	DOLPHINS: Miller: 12-44, 2 TD; J. Ajayi 5-41; J. Landry 5-20; R. Tannehill 2-3
Rushes-Yards	24-108	36-266	BILLS: L. McCoy 16-112, 1 TD; Ka. Williams 9-110, 2 TD; T. Taylor 10-44; R. Woods 1-0
Net Passing Yards	289	154	
Total Net Yards	397	420	
Passing (A-C-I)	36-27-0	12-11-0	
Sacked by Opp.	2-7	3-27	
Punts-Average	3-31.3	3-50.0	DOLPHINS: R. Tannehill 26-35 307
Fumbles-Lost	3-1	0-0	J. Landry 1-9
Penalties	8-62	13-94	BILLS: T. Taylor 11-12 181, 1 TD
Time of Poss.	28:47	31:13	

RECEIVING

DOLPHINS: J. Landry 10-67; L. Miller 7-97; R. Matthews 4-54; K. Stills 3-74; D. Sims 1-9; R. Tannehill 1-9; J. Cameron 1-6

BILLS: S. Watkins 8-168, 1 TD; L. McCoy 2-7; C. Clay 1-6

BILLS 22, JETS 17

November 12th, 2015 – MetLife Stadium, 78,160

The Buffalo Bills won their fifth game of the season to improve to 5-4 in Head Coach Rex Ryan's return to the Meadowlands. The Bills win was also their first road prime time win in 14 years.

Turnovers helped the Bills secure their third road win of the season, as they forced two interceptions and two fumbles, one of which was returned for a touchdown. The Bills also managed to stop the Jets on two key fourth down plays to keep the Jets from putting points on the board.

The defense was led by the standout play of safety Bacarri Rambo. Rambo forced two fumbles and had the game sealing interception to stop the Jets last drive. He also had two tackles, and one pass defended. Veteran safety Corey Graham also had an interception, and rookie Ronald Darby led the team in pass defended with three. Duke Williams returned a special teams fumble for a touchdown to increase the Bills led to six and the Bills never looked back.

The Bills scored 22 straight after conceding the first points of the game to the Jets. The Jets attempted comeback fell short despite scoring the game's final 14 points failing to punch the ball into the end zone after starting a drive at the Bills 13 yard line. The Jets offense was led by the play of former Bills quarterback Ryan Fitzpatrick who went 15 of 34 for 193 yards, with two touchdowns and two interceptions. On the ground Chris Ivory managed 99 yards on 18 carries, but lost a costly fumble.

The Buffalo offense was led by the play of LeSean McCoy who for the second straight game rushed for 112 yards. McCoy also contributed 47 yards receiving, generating 159 of the Bills 280 yards of offense. Karlos Williams scored the team's lone offensive touchdown. With the touchdown William's became the second player in NFL history to score a touchdown in his first six games.

TEAM	1	2	3	4	Final
JETS	3	0	7	7	17
BILLS	0	12	10	0	22

TEAM	QTR.	TIME	SCORING PLAY	DRIVE	SCORE
NYJ	1	4:01	R. Bullock 29 yd. Field Goal	10-76, 4:57	0-3
BUF	2	5:47	D. Carpenter 47 yd. Field Goal	4-5, 1:28	3-3
BUF	2	5:38	Du. Williams 19 yd. fumble return (kick failed, wl)	--/--	9-3
BUF	2	0:03	D. Carpenter 41 yd. Field Goal	12-57, 4:47	12-3
BUF	3	11:15	Ka. Williams 26 yd. pass from T. Taylor (D. Carpenter kick)	7-80, 3:45	19-3
BUF	3	8:42	D. Carpenter 29 yd. Field Goal	5-12, 2:24	22-3
NYJ	3	4:39	B. Marshall 14 yd. pass from R. Fitzpatrick (R. Bullock kick)	8-80, 4:03	22-10
NYJ	4	7:23	E. Decker 31 yd. pass from R. Fitzpatrick (R. Bullock kick)	9-69, 2:51	22-17

	NYJ	BUF	RUSHING
First Downs	15	13	JETS: C. Ivory 18-99; R. Fitzpatrick 3-30; S. Ridley 3-(-1)
Rushes-Yards	24-128	33-148	BILLS: L. McCoy 19-112; Ka. Williams 7-24; T. Taylor 6-12; C. Schmidt 1-0
Net Passing Yards	190	132	
Total Net Yards	318	280	
Passing (A-C-I)	34-15-2	27-17-0	
Sacked by Opp.	1-3	4-26	
Punts-Average	5-51.6	8-43.4	JETS: R. Fitzpatrick 15-34 193, 2 TD, 2 INT
Fumbles-Lost	2-2	1-0	BILLS: T. Taylor 17-27 158, 1 TD
Penalties	3-20	5-44	
Time of Poss.	26:44	33:16	

RECEIVING

JETS: E. Decker 6-85 1 TD; B. Marshall 3-23 1 TD; C. Ivory 2-36; D. Smith 1-22; T. Bohanon 1-18; J. Kerley 1-7; K. Thomkins 1-2
 BILLS: C. Clay 5-52; L. McCoy 5-47; R. Woods 3-19; S. Watkins 3-14; Ka. Williams 1-26 1 TD

BILLS 13, PATRIOTS 20

November 23rd, 2015 – Gillette Stadium, 66,829

The Buffalo Bills lost on Monday night to bring their season record to 5-5. It was the Bills second loss to the Patriots this season.

Both offenses seemed to struggle throughout the game as there were only three touchdowns between the teams. Buffalo's first matchup of the season with New England feature nine.

The Patriots were led on offense by Tom Brady who still managed to throw for 277 yards and one touchdown with one interception. His favorite target of the night before he left with an injury, was Danny Amendola, who finished the night with 117 yards. The Patriots running back James White scored with both of his team's touchdowns one each by receiving and rushing.

Buffalo's offense was again led up by the standout play of LeSean McCoy who finished with over 100 yards from scrimmage for the fourth consecutive game and had a 27 yard rushing touchdown. Quarterback Tyrod Taylor seemed to struggle with a shoulder injury at the end of the game but managed to finish with 233 yards passing.

The Bills defense managed to frustrate Tom Brady getting pressure on him throughout the night, despite finishing with only one sack. Stephon Gilmore had the Bills only turnover on defense as he picked off Brady in the fourth quarter. The Bills however were unable to convert the turnover into points.

Special teams also played a larger role in the game as Ledois Mckelvin fumbled a ball during a punt return and gave the Patriots the ball on the Bills 30 yard line. After the turnover the Patriots increased their lead to 10.

TEAM	1	2	3	4	Final
PATRIOTS	3	7	10	0	20
BILLS	0	3	7	3	13

TEAM	QTR.	TIME	SCORING PLAY	DRIVE	SCORE
NE	1	7:29	S. Gostkowski 35 yd. Field Goal	11-49, 5:56	0-3
BUF	2	9:27	D. Carpenter 52 yd. Field Goal	11-51, 5:36	3-3
NE	2	0:13	J. White 20 yd. pass from T. Brady (S. Gostkowski kick)	6-62, 0:33	3-10
BUF	3	10:28	L. McCoy 27 yd. run (D. Carpenter kick)	5-56, 2:06	10-10
NE	3	5:55	J. White 6 yd. run (S. Gostkowski kick)	6-64, 2:04	10-17
NE	3	0:47	S. Gostkowski 35 yd. Field Goal	6-14, 1:50	10-20
BUF	4	3:30	D. Carpenter 33 yd. Field Goal	9-60, 4:05	13-20

	NE	BUF	
First Downs	18	16	RUSHING
Rushes-Yards	22-85	30-94	PATRIOTS: L. Blount 16-56; B. Bolden 4-15; J. White 2-14, 1 TD
Net Passing Yards	271	225	BILLS: L. McCoy 20-82, 1 TD; Ka. Williams 6-11; T. Taylor 4-1
Total Net Yards	356	319	PASSING
Passing (A-C-I)	39-20-1	36-20-0	PATRIOTS: T. Brady 20-39 277, 1 TD, 1 INT
Sacked by Opp.	1-6	2-8	BILLS: T. Taylor 20-36 233
Punts-Average	7-41.1	7-45.6	RECEIVING
Fumbles-Lost	1-0	4-1	PATRIOTS: D. Amendola 9-117; B. LaFell 4-66; R. Gronkowski 2-37; J. White 2-32, 1 TD; A. Dobson 1-17; L. Blount 1-5; S. Chandler 1-3
Penalties	5-61	5-44	BILLS: C. Hogan 6-95; L. McCoy 6-41; R. Woods 4-44; S. Watkins 3-39; C. Clay 1-14
Time of Poss.	27:05	32:55	

BILLS 22, CHIEFS 30

November 29th, 2015 – Arrowhead Stadium, 72,493

The Buffalo Bills lost their second straight game to move to 5-6 on the season. A hot start in the first half was not enough as the Bills to hold on to the lead.

The Bills came out of the gate strong, as Sammy Watkins six times for 158 yards and two touchdowns in the first half. Watkins, however, did not have another catch in the game as the Bills offense seemed to stall out in the second half, scoring just six points after the break. LeSean McCoy also reached 10,000 career scrimmage yards in the game.

The Buffalo defense gave up some long throws, including a 41 yard touchdown to Jeremy Maclin. Chiefs running back Spencer Ware to rush for over 100 yards. Marcell Dareus led the Bills with six tackles, one for a loss. Stephon Gilmore, Ronald Darby, and Bacarri Rambo all had one pass defended.

The Chiefs offense was led by Maclin, Alex Smith and Ware who carried the ball 19 times for 114 yards and a touchdown. Maclin brought in nine receptions for 160 yards and a touchdown, and Smith had 255 yards passing with two touchdowns and a 112.5 passer rating.

Turnovers seemingly doomed the Bills as the Chiefs defense forced two fumbles. One stopped the Bills as they were nearing field goal territory and the other the Chiefs turned into three points.

TEAM	1	2	3	4	Final
CHIEFS	0	14	10	6	30
BILLS	10	6	6	0	22

TEAM	QTR.	TIME	SCORING PLAY	DRIVE	SCORE
BUF	1	11:53	D. Carpenter 27 yd. Field Goal	7-68, 3:07	3-0
BUF	1	1:04	S. Watkins 28 yd. pass from T. Taylor (D. Carpenter kick)	10-65, 4:15	10-0
KC	2	6:57	S. Ware 3 yd. run (C. Santos Kick)	6-80, 3:10	10-7
BUF	2	2:29	S. Watkins 21 yd. pass from T. Taylor(kick failed, wr)	9-75, 4:28	16-7
KC	2	1:48	J. Maclin 41 yd. pass from A. Smith (C. Santos kick)	2-80, 0:41	16-14
KC	3	11:15	T. Kelce 15 yd. pass from A. Smith (C. Santos kick)	6-64, 3:45	16-21
KC	3	8:07	C. Santos 49 yd. Field Goal	4-3, 1:35	16-24
BUF	3	3:11	L. McCoy 10 yd. pass from T. Taylor (pass failed)	9-70, 4:56	22-24
KC	4	13:00	C. Santos 38 yd. Field Goal	10-59, 5:11	22-27
KC	4	3:39	C. Santos 37 yd. Field Goal	11-70, 6:31	22-30

	KC	BUF
First Downs	21	25
Rushes-Yards	27-158	28-129
Net Passing Yards	255	286
Total Net Yards	413	415
Passing (A-C-I)	30-19-0	38-21-0
Sacked by Opp.	1-0	1-5
Punts-Average	3-39.0	3-39.7
Fumbles-Lost	0-0	4-2
Penalties	8-58	9-91
Time of Poss.	29:28	30:32

RUSHING

CHIEFS: S. Ware 19-114, 1 TD; A. Smith 6-35; A. Wilson 1-8; K. Davis 1-1
 BILLS: L. McCoy 19-70; T. Taylor 5-46; A. Dixon 2-8; Ka. Williams 2-5

PASSING

CHIEFS: A. Smith 19-30 255, 2 TD
 BILLS: T. Taylor 21-38 291, 3 TD

RECEIVING

CHIEFS: J. Maclin 9-160, 1 TD; T. Kelce 4-69, 1 TD; A. Wilson 3-25; S. Ware 3-1
 BILLS: S. Watkins 6-158, 2 TD; C. Clay 5-31; C. Hogan 3-34; L. McCoy 3-31, 1 TD; R. Woods 3-25, J. Felton 1-12

BILLS 30, TEXANS 21

December 6th, 2015 – Ralph Wilson Stadium, 68,544

The Buffalo Bills won in their return to the Ralph after a three game road trip. In their match up against the Houston Texans the Bills pulled out a win after breaking the tie on a Charles Clay touchdown with less than two minutes remaining. The game finished with a score of 30-21 as the Bills improved to 6-6 on the season.

The running game for the Bills started out hot in the first half as the team totaled 134 yards and one touchdown on the ground. Tyrod Taylor also connected through the air to Clay, Robert Woods and Sammy Watkins for touchdowns. Watkins only pulled in three receptions on the day, however two of them were for 53 yards. Watkins finished with a 109 yards receiving on the day. The offense struggled in the second half, not scoring until the 1:53 remained in the fourth quarter to regain the lead.

The Texans defense failed to keep up their great play of late as the Bills found a way to connect on big plays. J.J. Watt finished with only four tackles, one for a loss. Jadeveon Clowney had the Texans lone sack, and LB John Simon and Kareem Jackson each had a team-high six tackles.

The Texans offense was led by the play of the Brain Hoyer, who threw for 293 yards and three touchdowns. Hoyer was able to spread the ball around effectively as nine players caught a pass. Their rushing attack also put up 126 yards on the ground, to help Houston exceed 400 yards of total offense. The Texans, however, only found in the end zone three times.

The Bills defense, struggling through injuries, still managed two sacks and an interception. The defense was led by Preston Brown's nine tackles. The Bills did lose Stephon Gilmore in the game to a shoulder injury in the third quarter. WR Marcus Easley sealed the game as time expired with an interception.

TEAM	1	2	3	4	Final
TEXANS	6	7	0	8	21
BILLS	7	14	0	9	30

TEAM	QTR.	TIME	SCORING PLAY	DRIVE	SCORE
BUF	1	9:37	S. Watkins 3 yd. pass from T.Taylor (D. Carpenter kick)	7-53, 3:36	7-0
HOU	1	3:58	R. Griffin 8 yd. pass from B. Hoyer (kick failed, wr)	11-80, 5:39	7-6
BUF	2	14:53	T. Taylor 8 yd. run (D. Carpenter kick)	9-71, 4:05	14-6
HOU	2	3:57	C. Polk 11 yd. pass from B. Hoyer (N. Novak kick)	10-60, 5:08	14-13
BUF	2	0:30	R. Woods 2 yd. pass from T. Taylor (D. Carpenter kick)	7-71, 3:27	21-13
HOU	4	9:12	D. Hopkins 19 yd. pass from B. Hoyer (J. Grimes run)	6-83, 2:46	21-21
BUF	4	1:53	C. Clay 40 yd. pass from T. Taylor (kick failed, hlu)	4-65, 0:40	27-21
BUF	4	0:33	D. Carpenter 36 yd. Field Goal	4-2, 1:00	30-21

	HOU	BUF	RUSHING
First Downs	21	15	TEXANS: C. Polk 12-61; J. Grimes 5-28; B. Hoyer 3-15; A. Blue 4-14; A. Hunt 1-7; C. Shorts III 1-1
Rushes-Yards	26-126	36-187	BILLS: L. McCoy 21-112; M. Gillislee 7-41; T. Taylor 7-28, 1 TD; A. Dixon 1-6
Net Passing Yards	275	203	
Total Net Yards	401	390	
Passing (A-C-I)	43-26-1	21-11-0	
Sacked by Opp.	2-18	1-8	
Punts-Average	7-40.7	6-45.3	TEXANS: B. Hoyer 26-43 293, 3 TD, 1 INT
Fumbles-Lost	0-0	0-0	BILLS: T. Taylor 11-21 211, 3 TD
Penalties	10-89	5-42	
Time of Poss.	31:53	28:07	

RECEIVING

HOUSTON: C. Shorts III 6-91; N. Washington 6-44; D. Hopkins 5-88, 1 TD; R. Griffin 3-29, 1 TD; J. Grimes 2-15; C. Polk 1-11, 1 TD; C. Fiedorowicz 1-8; K. Lamm 1-7; A. Hunt 1-0
 BILLS: C. Clay 4-66, 1 TD; S. Watkins 3-109, 1 TD; R. Woods 2-19, 1 TD; C. Hogan 1-12; M. Gillislee 1-5

BILLS 20, EAGLES 23
 December 13th, 2015 – Lincoln Financial Field, 69,596

The Buffalo Bills lost to the Philadelphia Eagles to move to 6-7 on the season. In a close game the Bills could not manage to complete the comeback in the second half.

The Bills offense played catch up for most of the game as the Bills never held the lead. Tyrod Taylor led the offense, throwing for 268 yards and a 47 yard touchdown to Sammy Watkins, Taylor added 53 yards on the ground. Robert Woods went over 100 yards receiving for the first time this season. It wasn't enough, as the Bills' final drive ended with an interception. LeSean McCoy had over 100 yards from scrimmage for his seventh consecutive game.

The Eagles offense managed to capitalize on a Bills turnover on special teams early in the second quarter, and it proved to be the difference in the game. The Eagles three headed run game – featuring Darren Sproles, Ryan Mathews, and DeMarco Murray – managed 113 yards. Quarterback Sam Bradford also added 247 yards through the air with one touchdown and an interception. Eagles tight end Zac Ertz led the way for the receiving corps putting up 98 yards, and Nelson Agholor scored on a 53-yard catch.

The Bills defense featured an interception by Leodis McKelvin and a sack by Mario Williams but those plays alone weren't enough. Corey Graham once again led the team with nine tackles, while the defense also managed to have seven quarterback hits and five passes defended.

Buffalo was plagued again by costly penalties, incurring 15. One gave the Eagles a first down, but many offensive gains were called back by flags.

TEAM	1	2	3	4	Final
EAGLES	7	10	3	3	23
BILLS	7	3	10	0	20

TEAM	QTR.	TIME	SCORING PLAY	DRIVE	SCORE
PHI	1	9:53	D. Sproles 1 yd. run (C. Surgis kick)	9-61, 2:50	0-7
BUF	1	8:17	S. Watkins 47 yd. pass from T. Taylor (D. Carpenter kick)	4-80, 1:36	7-7
PHI	2	10:38	N. Agholor 53 yd. pass from S. Bradford (C. Sturgis kick)	2-37, 0:58	7-14
BUF	2	6:20	D. Carpenter 38 yd. Field Goal	9-60, 4:18	10-14
PHI	2	0:05	C. Sturgis 45 yd. Field Goal	11-53, 1:23	10-17
PHI	3	9:42	C. Sturgis 41 yd. Field Goal	14-57, 5:18	10-20
BUF	3	5:14	D. Carpenter 40 yd. Field Goal	8-58, 4:28	13-20
BUF	3	0:46	M. Gillislee 19 yd. run (D. Carpenter kick)	6-44, 3:18	20-20
PHI	4	3:26	C. Sturgis 30 yd. Field Goal	7-54, 1:59	20-23

	PHI	BUF	RUSHING
First Downs	20	18	EAGLES: D. Sproles 7-41, 1 TD; R. Mathews 13-38;
Rushes-Yards	34-116	32-152	D. Murray 11-34; S. Bradford 3-3
Net Passing Yards	232	260	BILLS: L. McCoy 20-74; T. Taylor 8-53; M. Gillislee
Total Net Yards	348	412	3-24, 1 TD; S. Watkins 1-1
Passing (A-C-I)	38-23-1	36-19-1	
Sacked by Opp.	1-15	1-8	
Punts-Average	7-50.4	7-45.0	PASSING
Fumbles-Lost	0-0	2-1	EAGLES: S. Bradford 23-38 247, 1 TD, 1 INT
Penalties	5-55	15-101	BILLS: T. Taylor 29-36 268, 1 TD, 1 INT
Time of Poss.	24:58	35:02	

RECEIVING

EAGLES: Z. Ertz 5-98; N. Agholor 3-62, 1 TD; R. Cooper 3-28; J. Matthews 3-19; J. Huff 2-28; D. Sproles 2-4; R. Mathews 2-4; D. Murray 2-3; B. Celek 1-1
 BILLS: R. Woods 5-106; S. Watkins 5-81, 1 TD; L. McCoy 4-35; C. Hogan 2-20; C. Gragg 1-11; C. Clay 1-9; M. Gillislee 1-6

BILLS 25, REDSKINS 35
 December 20th, 2015 – FedExField, 80,124

The Buffalo Bills absorbed their eighth loss of the season and were officially eliminated from play-off contention. The Bills struggled to stop Kirk Cousins as the Redskins scored five touchdowns.

The Bills gave up 431 yards of total offense, including a 77-yard touchdown pass to DeSean Jackson. The defense struggled to stop Cousins, as he has four passing touchdowns and added one rushing. Preston Brown led the Bills defense in tackles with 11 and one quarterback hit. Jerry Hughes had the only sack for Buffalo, and Corey Graham recovered a muffed punt.

The Redskins offense was led by the play of Cousins, DeSean Jackson and Jordan Reed. Cousins compiled 319 passing yards, Jackson caught six passes for 153 yards with a touchdown, and Reed had seven receptions for 84 yards with two touchdowns. Redskins running backs Alfred Morris and Matt Jones combined for over 100 yards rushing.

The Redskins defense also dominated the first half, allowing only 93 yards keeping Buffalo off the scoreboard. The Redskins did not force any turnovers, but halted two drives on downs, one a goal-line stand. Five different players had a sack for the Redskins and DeAngelo Hall led the team with nine tackles.

The Bills offense struggled in the first half but still managed to put up over 400 yards of total offense. Mike Gillislee led the team with 81 yards rushing, including a 60 yard rushing touchdown. The team accumulated 240 yards rushing, and Tyrod Taylor threw two long touchdowns to Sammy Watkins who went over 100 yards receiving. Watkins also set the franchise record for the most receptions through his first two seasons as a Buffalo Bill.

TEAM	1	2	3	4	Final
REDSKINS	7	14	7	7	35
BILLS	0	0	17	8	25

TEAM	QTR.	TIME	SCORING PLAY	DRIVE	SCORE
WAS	1	9:22	J. Reed 3 yd. pass from K. Cousins (D. Hopkins kick)	10-84, 5:38	0-7
WAS	2	12:46	K. Cousins 13 yd. run (D. Hopkins kick)	11-71, 5:00	0-14
WAS	2	8:47	J. Reed 18 yd. pass from K. Cousins (D. Hopkins kick)	5-56, 1:46	0-21
BUF	3	8:59	D. Carpenter 32 yd. Field Goal	11-66, 6:01	3-21
WAS	3	8:39	D. Jackson 77 yd. pass from K. Cousins (D. Hopkins kick)	1-77, 0:20	3-28
BUF	3	6:48	M. Gillislee 60 yd. run (D. Carpenter kick)	5-80, 1:51	10-28
BUF	3	3:48	S. Watkins 48 yd. pass from T. Taylor (D. Carpenter kick)	2-85, 0:34	17-28
WAS	4	11:16	P. Garcon 5 yd. pass from K. Cousins (D. Hopkins kick)	13-80, 7:31	17-35
BUF	4	1:26	S. Watkins 20 yd. pass from T. Taylor (T. Taylor run)	8-80, 2:43	25-35

	WAS	BUF	RUSHING
First Downs	23	21	REDSKINS: A. Morris 14-84; M. Jones 10-28; K. Cousins 3-11, 1 TD
Rushes-Yards	27-123	31-240	BILLS: M. Gillislee 4-81, 1 TD; T. Taylor 9-79; K. Williams 4-41; L. McCoy 10-29; E. Manuel 2-6; A. Dixon 1-5; M. Thigpen 1-(-1)
Net Passing Yards	308	212	
Total Net Yards	431	452	
Passing (A-C-I)	28-22-0	27-16-0	
Sacked by Opp.	1-11	5-23	
Punts-Average	3-46.7	4-35.0	
Fumbles-Lost	1-1	1-0	
Penalties	5-6	8-56	
Time of Poss.	29:04	30:56	

PASSING
REDSKINS: K. Cousins 22-28 319, 4 TD
BILLS: T. Taylor 16-27 235, 2 TD

RECEIVING
REDSKINS: J. Reed 7-84, 2 TD; D. Jackson 6-153, 1 TD; P. Garcon 3-34, 1 TD; J. Crowder 3-21; R. Grant 1-13; M. Jones 1-8; D. Young 1-6
BILLS: S. Watkins 5-111, 2 TD; R. Woods 4-44; M. Gillislee 2-2, N. O'Learly 1-37; C. Gragg 1-16; C. Hogan 1-13; L. McCoy 1-8; A. Dixon 1-4

2015 REVIEW

BILLS 16, COWBOYS 6

December 27th, 2015 – Ralph Wilson Stadium, 70,172

With the win over the Dallas Cowboys the Buffalo Bills improved to 7-8 on the season. The Bills were led by strong defensive play as the Bills held Dallas to only a pair of field goals, and no second-half points.

The Bills offensive mustered only three scoring drives, but were able to score a key touchdown late in the game on a 50-yard rush by Mike Gillislee. The Bills offense continued to show off the best rushing attack in the league even without Pro Bowler LeSean McCoy. Buffalo gained 236 ground yards, and Tyrod Taylor completed 13 of 18 passes for 179 yards, while also adding 67 yards on the ground.

The Bills defense stepped up big in limiting the Cowboys to only six points throughout the game. In his first start, linebacker AJ Tarpley came out strong with his first career interception and forced fumble. Corey Graham once again led the team in tackles with 11. Leodis McKelvin stepped up in place of the injured starting cornerbacks Ronald Darby and Stephon Gilmore and recorded two tackles and three passes defended.

Cowboys quarterback Kellen Moore, in his first career start, could not find the end zone and only completed 13 of his 31 pass attempts for 186 yards. Darren McFadden's 99 yard rushing yards also weren't enough, as Dallas was kept out of the end zone despite logging over 300 yards of offense. Cowboys kicker Dan Bailey also missed a 50 yard field goal for only his second missed kick of the season.

TEAM	1	2	3	4	Final
COWBOYS	3	3	0	0	6
BILLS	6	0	3	7	16

TEAM	QTR.	TIME	SCORING PLAY	DRIVE	SCORE
DAL	1	9:41	D. Bailey 46 yd. field goal	11-52, 5:19	0-3
BUF	1	0:48	K. Williams 1 yd. run (kick failed, hlu)	5-60, 1:57	6-3
DAL	2	5:25	D. Bailey 22 yd. field goal	6-40, 2:51	6-6
BUF	3	6:17	D. Carpenter 32 yd. Field Goal	10-56, 5:37	9-6
BUF	4	2:25	M. Gillislee 50 yd. run (D. Carpenter kick)	9-92, 4:28	16-6

	DAL	BUF	RUSHING
First Downs	14	19	COWBOYS: D. McFadden 19-99; R. Turbin 5-23; K. Moore 1-(-1)
Rushes-Yards	25-121	40-236	BILLS: M. Gillislee 9-93, 1TD; K. Williams 17-76, 1TD; T. Taylor 14-67
Net Passing Yards	186	172	
Total Net Yards	307	408	
Passing (A-C-I)	31-13-1	18-13-1	
Sacked by Opp.	0-0	3-7	PASSING
Punts-Average	4-34.5	3-47.7	COWBOYS: K. Moore 13-31 186, 1 INT
Fumbles-Lost	1-1	1-1	BILLS: T. Taylor 13-18 179, 1 INT
Penalties	8-65	7-62	
Time of Poss.	28:30	31:30	RECEIVING

COWBOYS: B. Butler 4-74; T. Williams 4-62; C. Beasley 2-29; J. Witten 1-12; J. Hanna 1-10; D. McFadden 1-(-1)
 BILLS: S. Watkins 5-84; C. Hogan 2-39; K. Williams 2-21; C. Gragg 2-19; M. Gillislee 2-16

BILLS 22, JETS 17

January 3rd, 2016 – Ralph Wilson Stadium, 68,670

The Buffalo Bills played the role of spoiler well this weekend as they upset the New York Jets and stopped them from making the playoffs. With the win in the season finale the Bills improved to 8-8 and beat their former starting quarterback Ryan Fitzpatrick and head coach Chan Gailey in their first return to Buffalo.

The Bills never lost the lead once they took it in the first quarter on an 18 yard Tyrod Taylor scramble that found the end zone. The Jets mounted a comeback, getting to within two points late in the third quarter. Fitzpatrick, however, threw interceptions on all three fourth-quarter drives.

The Bills offense continued their ground and pound style as they rushed the ball 43 times for 115 yards, Tyrod Taylor completed 18 of 28 for 182 yards. With that ball control the Bills controlled the time of possession, only allowing the Jets offense on the field for 20:47. Sammy Watkins was also pivotal, totaling 136 receiving yards to send him over 1,000 for the season despite playing in only 13 games.

The Bills defense stepped up when it mattered in the fourth quarter, as Leodis McKelvin, Manny Lawson, and A.J. Tarpley each notched a pickoff. Buffalo held the Jets to 17 points for the second time this season, and frustrated Fitzpatrick with 10 passes defensed, one sack and five quarterback hits.

The Jets offense still managed to fit the ball into Brandon Marshall as he went over a 100 yards receiving and had a touchdown. His counterpart Eric Decker caught the other touchdown for the Jets, a 21 yard strike from Ryan Fitzpatrick. The Jets could not find a way to continue their run game as they played catch up but still managed to carry the ball 17 times for 122 yards.

TEAM	1	2	3	4	Final
JETS	0	7	10	0	17
BILLS	7	9	3	3	22

TEAM	QTR.	TIME	SCORING PLAY	DRIVE	SCORE
BUF	1	5:43	T. Taylor 18 yd. run (D. Carpenter kick)	3-25, 1:19	7-0
BUF	2	12:58	K. Williams 2 yd. run (kick failed, wl)	13-70, 6:21	13-0
NYJ	2	9:39	B. Marshall 17 yd. pass from R. Fitzpatrick (R. Bullock kick)	3-60, 1:26	13-7
BUF	2	0:23	D. Carpenter 20 yd. Field Goal	15-70, 9:16	16-7
NYJ	3	13:21	R. Bullock 39 yd. Field Goal	4-2, 0:49	16-10
BUF	3	5:02	D. Carpenter 37 yd. Field Goal	14-66, 8:19	19-10
NYJ	3	1:10	E. Decker 21 yd. pass from R. Fitzpatrick (R. Bullock kick)	11-77, 3:52	19-17
BUF	4	3:49	D. Carpenter 42 yd. Field Goal	13-56, 6:54	22-17

	NYJ	BUF	
First Downs	15	18	RUSHING
Rushes-Yards	17-122	43-113	JETS: C. Ivory 6-81; S. Ridley 9-29; R. Fitzpatrick 2-12
Net Passing Yards	178	182	BILLS: T. Taylor 10-53, 1 TD; M. Gillislee 24-28; K. Williams 6-24, 1 TD; A. Dixon 2-6; C. Hogan 1-4
Total Net Yards	300	295	
Passing (A-C-I)	37-16-3	28-18-0	PASSING
Sacked by Opp.	1-3	2-0	JETS: R. Fitzpatrick 16-37 181, 2 TD, 3 INT
Punts-Average	4-40.3	5-48.6	BILLS: T. Taylor 18-28 182
Fumbles-Lost	0-0	2-1	
Penalties	6-41	4-45	RECEIVING
Time of Poss.	20:47	39:13	JETS: B. Marshall 8-126, 1 TD; E. Decker 5-50, 1 TD; S. Ridley 2-0; Q. Enunwa 1-5
			BILLS: S. Watkins 11-136; G. Salas 3-41; K. Williams 3-3; C. Hogan 1-2

2015 PLAYER PARTICIPATION

2015 REVIEW

	GP/GS	IND	NE	@MIA	NYG	@TEN	CIN	@JAC	MIA	@NY	@NE	@KC	HOU	@PHI	@WAS	DAL	NY
Annen, Blake	0/0	-	-	-	-	-	-	-	-	-	-	-	-	-	-	-	-
Bames, TJ	4/1	-	-	-	-	-	-	-	-	-	-	-	-	-	-	-	-
Bradham, Nigel	11/11	WLB	WLB	WLB	WLB	WLB	WLB	WLB	WLB	WLB	WLB	WLB	IL	IL	IL	IL	IL
Brooks, Ron	13/0	P	P	P	P	P	P	P	P	P	P	P	P	P	P	P	P
Brown, Bryce	0/0	IL	-	-	-	-	-	-	-	-	-	-	-	-	-	-	-
Brown, Preston	16/16	MLB	MLB	MLB	MLB	MLB	MLB	MLB	MLB	MLB	MLB	MLB	MLB	MLB	MLB	MLB	MLB
Bryant, Corbin	16/10	DT	P	P	P	P	P	DT	DT	DT	DT	DT	P	DT	DT	DT	DT
Bush, Josh	0/0	-	-	-	-	-	-	-	-	-	-	-	-	-	-	-	-
Butler, Mario	13/1	P	P	P	P	P	P	P	IL	IL	P	P	IL	P	P	P	LCB
Carpenter, Dan	16/0	P	P	P	P	P	P	P	P	P	P	P	P	P	P	P	P
Carrington, Alex	7/1	P	P	IL	IL	IL	IL	P	7/1	IL	P	P	DE	IR	IR	IR	IR
Cassel, Matt	1/1	QB	DNP	-	-	-	-	-	-	-	-	-	-	-	-	-	-
Chandler, Tyson	0/0	IR	IR	IR	IR	IR	IR	IR	IR	IR	IR	IR	IR	IR	IR	IR	IR
Charles, Stefan	13/1	P	IL	P	P	P	P	P	P	IL	IL	P	DT	P	P	P	P
Clay, Charles	13/13	TE	TE	TE	TE	TE	TE	TE	TE	TE	TE	TE	TE	TE	TE	TE	IL
Cundiff, Billy	1/0	-	-	-	-	-	-	-	-	-	-	-	-	-	-	-	-
Darby, Ronald	15/15	LCB	LCB	LCB	LCB	LCB	LCB	LCB	LCB	LCB	LCB	LCB	LCB	LCB	LCB	IL	LCB
Darius, Marcell	15/15	SUS	DT	DT	DT	DT	DT	DT	DT	DT	DT	DT	DT	DT	DT	DT	DT
Davis, Titus	0/0	-	-	-	-	-	-	-	-	-	-	-	-	-	-	-	-
Dixon, Boobie	16/1	P	P	P	P	P	P	P	P	P	P	P	P	P	P	P	P
Dowling, Jonathan	0/0	-	-	-	-	-	-	-	-	-	-	-	-	-	-	-	-
Dysert, Zac	0/0	-	-	-	-	-	-	-	-	-	-	-	-	-	-	-	-
Easley, Marcus	13/0	P	P	P	P	P	P	IL	P	P	P	IL	P	P	P	P	IR
Edwards, Lavar	0/0	-	-	-	-	-	-	-	-	-	-	-	-	-	-	-	-
Enemkpali, IK	11/0	SUS	SUS	SUS	SUS	EXE	P	P	P	P	P	P	P	P	P	P	IR
Felton, Jerome	16/8	P	P	P	P	FB	FB	P	FB	P	P	P	FB	P	FB	P	FB
Fuelless, Andre	0/0	IL	IL	IL	-	-	-	-	-	-	-	-	-	-	-	-	-
Garner, Manasseh	0/0	-	-	-	-	-	-	-	-	-	-	-	-	-	-	-	-
Gay, Jordan	14/0	P	P	P	P	-	-	-	P	P	P	P	P	P	P	P	P
Gillslee, Mike	5/1	-	-	-	-	-	-	-	-	-	-	-	-	-	-	-	-
Gilmore, Stephen	12/12	RCB	RCB	RCB	RCB	RCB	RCB	RCB	RCB	RCB	RCB	RCB	RCB	RCB	RCB	RCB	RCB
Glenn, Cordy	16/16	LT	LT	LT	LT	LT	LT	LT	LT	LT	LT	LT	LT	LT	LT	LT	LT
Goodwin, Marquise	2/0	IL	IL	IL	IL	IL	P	IR	IR	IR	IR	IR	IR	IR	IR	IR	IR
Gragg, Chris	13/4	IL	IL	IL	P	P	P	P	P	P	P	TE	TE	TE	P	TE	TE
Graham, Corey	16/16	DS	DS	DS	DS	DS	DS	DS	DS	DS	DS	DS	DS	DS	DS	DS	DS
Gray, MarQueis	0/0	P	P	P	P	P	P	P	P	P	P	P	P	IR	IR	IR	IR
Groy, Ryan	4/0	-	-	-	-	-	-	-	-	-	-	-	-	-	-	-	-
Hankerson, Leonard	1/0	-	-	-	-	-	-	-	-	-	-	-	-	-	-	-	-
Harvin, Percy	5/5	WR	WR	WR	WR	WR	IL	IL	IL	IR	IR	IR	IR	IR	IR	IR	IR
Henderson, Seanrel	10/10	RT	RT	RT	RT	RT	RT	IL	RT	RT	RT	RT	IL	IL	IL	IL	IR
Herron, Boom	4/0	-	-	-	-	-	-	-	P	IL	P	IL	-	-	-	-	-
Hogan, Chris	16/4	P	P	P	WR	P	P	WR	P	P	P	P	P	P	P	WR	WR
Hughes, Jerry	16/16	DE	DE	DE	DE	DE	DE	DE	DE	DE	DE	DE	DE	DE	DE	DE	DE
Iard, Gabe	3/0	IL	IL	IL	P	IL	P	IL	IL	P	IL	IL	IL	IL	IL	IL	IL
Inconiglio, Richie	16/16	LG	LG	LG	LG	LG	LG	LG	LG	LG	LG	LG	LG	LG	LG	LG	LG
Jensen, Marcel	0/0	-	-	-	-	-	-	-	-	-	-	-	-	-	-	-	-
Johnson, Josh	0/0	-	-	-	-	-	-	-	DNP	IL	IL	IL	IL	IL	IL	IL	IL
Johnson, Randall	10/1	P	P	P	P	P	P	P	IL	IL	IL	DNP	P	P	WLB	IR	IR
Kouandjio, Cyrus	12/2	P	P	P	P	P	P	RT	IL	IL	IL	P	P	P	TE	P	TE
Lawson, Manny	16/14	SLB	SLB	P	SLB	SLB	SLB	SLB	SLB	SLB	SLB	SLB	SLB	SLB	SLB	SLB	SLB
Lewis, Dezmin	1/0	PS	PS	PS	PS	PS	PS	PS	PS	PS	PS	PS	PS	PS	PS	PS	PS
Manuel, EJ	7/2	IL	IL	P	DNP	P	QB	QB	DNP	IL	DNP	DNP	DNP	P	P	DNP	P
Martin, Chris	0/0	PS	PS	PS	PS	PS	PS	PS	PS	PS	PS	PS	PS	PS	PS	PS	PS
Maxwell, Jacob	0/0	-	-	-	-	-	-	-	-	-	-	-	-	-	-	-	-
Maysonet, Miguel	0/0	-	-	-	-	-	-	-	-	-	-	-	-	-	-	-	-
McCoy, LeSean	12/12	RB	RB	RB	IL	IL	RB	RB	RB	RB	RB	RB	RB	RB	RB	IL	IL
McKelvin, Leodis	9/5	IR	IR	IR	IR	IR	IR	IR	DS	P	P	P	P	RCB	RCB	RCB	RCB
Meeks, Jonathan	14/0	PS	PS	P	P	P	P	P	P	P	P	P	P	P	P	P	P
Miller, John	12/12	RG	RG	RG	IL	RG	RG	IL	RG	RG	IL	IL	RG	RG	RG	RG	RG
Mills, Jordan	10/5	-	-	-	-	-	-	-	-	-	-	-	-	-	-	-	-
Moore, Denarius	5/0	-	-	-	-	-	-	-	-	-	-	-	-	-	-	-	-
Mulligan, Matthew	12/5	P	TE	TE	P	P	TE	P	TE	TE	P	P	P	P	-	-	-
Noel, Merrill	0/0	PS	PS	PS	PS	PS	PS	PS	PS	PS	PS	PS	PS	PS	PS	PS	DNP
O'Leary, Nick	4/0	PS	PS	PS	PS	PS	PS	PS	PS	PS	PS	PS	PS	P	P	P	P
Patrick, Ronald	0/0	-	-	-	-	-	-	-	-	-	-	-	-	-	-	-	-
Powell, Ty	0/0	IR	IR	IR	IR	IR	IR	IR	IR	IR	IR	IR	IR	IR	IR	IR	IR
Powell, Walt	2/0	-	-	-	-	-	-	-	-	-	-	-	-	-	-	-	-
Rambo, Bacarri	15/8	P	P	DS	DS	IL	P	P	P	P	DS	DS	DS	DS	DS	DS	DS
Reddick, Kevin	5/0	PS	PS	PS	PS	PS	PS	PS	PS	PS	PS	PS	PS	PS	PS	PS	PS
Reed, Cedric	0/0	PS	PS	PS	PS	PS	PS	PS	PS	PS	PS	PS	PS	PS	PS	PS	PS
Richardson, Cyril	16/0	PS	PS	PS	PS	PS	PS	PS	PS	PS	PS	PS	PS	PS	PS	PS	PS
Robey, Nickell	16/3	P	P	SLB	P	P	P	P	CB	P	P	P	P	DB	P	P	P
Salas, Greg	2/0	-	-	-	-	-	-	-	-	-	-	-	-	-	-	-	-
Sanborn, Garrison	16/0	P	P	P	P	P	P	P	P	P	P	P	P	P	P	P	P
Schmidt, Colton	16/0	P	P	P	P	P	P	P	P	P	P	P	P	P	P	P	P
Searnster, Sammy	1/0	-	-	-	-	-	-	-	-	-	-	-	-	-	-	-	-
Steward, Tony	7/0	IL	IL	IL	IL	IL	P	P	P	P	P	P	P	IR	IR	IR	IR
Traylor, AJ	15/2	P	P	P	P	P	P	P	P	P	P	P	P	P	WLB	WLB	WLB
Taylor, Tyrod	14/14	P	QB	QB	QB	IL	IL	QB	QB	QB	QB	QB	QB	QB	QB	QB	QB
Thigpen, Marcus	8/0	P	P	P	P	P	P	P	P	P	P	P	P	P	P	P	P
Thomas, Cam	0/0	PUP	PUP	PUP	PUP	PUP	PUP	PUP	PUP	PUP	PUP	PUP	PUP	PUP	PUP	PUP	PUP
Thomas, Phillips	0/0	-	-	-	-	-	-	-	-	-	-	-	-	-	-	-	-
Urbik, Kraig	16/4	P	P	P	RG	P	P	RG	P	P	P	RG	RG	P	P	P	P
Valles, Max	0/0	-	-	-	-	-	-	-	-	-	-	-	-	-	-	-	-
Vaughan, Dustin	0/0	-	-	PS	PS	PS	PS	PS	PS	PS	PS	PS	PS	PS	PS	PS	PS
Watkins, Jaylen	0/0	PS	PS	PS	PS	PS	PS	PS	PS	PS	PS	PS	PS	PS	PS	PS	PS
Watkins, Sammy	13/13	WR	WR	WR	IL	WR	WR	IL	WR	WR	WR	WR	WR	WR	WR	WR	WR
Williams, Aaron	13/3	DS	DS	IL	IL	DS	IR	IR	IR	IR	IR	IR	IR	IR	IR	IR	IR
Williams, Duke	16/4	P	P	P	P	P	DS	DS	P	DS	P	P	P	P	P	P	DS
Williams, Karlos	11/3	P	P	P	RB	IL	IL	IL	P	P	FB	P	IL	IL	P	P	RB
Williams, Kyle	6/6	DT	DT	DT	DT	DT	DT	DT	IL	IL	IL	IL	IL	IL	IR	IR	IR
Williams, Mario	15/15	LDE	LDE	LDE	LDE	LDE	LDE	LDE	LDE	LDE	LDE	LDE	LDE	LDE	LDE	LDE	LDE
Wood, Cierre	2/0	PS	PS	PS	P	P	IR	IR	IR	IR	IR	IR	IR	IR	IR	IR	IR
Wood, Eric	16/16	C	C	C	C	C	C	C	C	C	C	C	C	C	C	C	C
Woods, Robert	14/9	P	P	P	P	WR	WR	WR	WR	WR	WR	WR	WR	WR	WR	WR	WR
Worthy, Jereh	2/0	-	-	-	-	-	-	-	-	-	-	-	-	-	-	-	-
Wynn, Jarvis	0/0	IR	IR	IR	IR	IR	IR	IR	IR	IR	IR	IR	IR	IR	IR	IR	IR

LEGEND: P - Played DNP - Did Not Play IR - Injured Reserve DNR - Did Not Report
 PS - Practice Squad IL - Inactive List R - Reserve PSI - Practice Squad Injured SUS - Suspended



HISTORY

#78



BILLS TO RETIRE HALL OF FAME DE BRUCE SMITH'S NO. 78

The Buffalo Bills announced on May 11 that the team will retire defensive end Bruce Smith's No. 78 jersey when the Bills host the New York Jets in primetime on Thursday Night Football for the team's Week Two home opener on September 15.

Smith's No. 78 jersey will join Jim Kelly's No. 12, which was retired in 2001, as the only jersey numbers to be retired in franchise history.

Bills Managing Partner and President Russ Brandon said, "We are announcing today that we will be honoring Bruce Smith, one of the greatest players in Bills history, during the Thursday night home opener in a special halftime ceremony in which we will retire his jersey number. On behalf of Terry and Kim Pegula and the entire Bills organization, we feel this is a tremendous opportunity to honor Bruce and his Hall of Fame career. We believe it's going to be a great night for Bruce, his family and Bills fans everywhere."

The NFL's all-time sack leader with 200 career sacks, Smith was inducted into the Pro Football Hall of Fame in 2009 after an illustrious 19-year career—15 of which were spent with the Bills. Smith holds a multitude of different Bills records, including the team's most career sacks (171.0) and sacks in a season (19.0 in 1990). In addition to being selected to a team-record 11 Pro Bowls, Smith's dominance on the field culminated with his role in helping lead the Bills to four consecutive Super Bowls and being named the NFL's Defensive Player of the Year in 1990 and 1996.

Smith originally became the seventh Bill to ever wear the No. 78 when he was selected by the Buffalo Bills with the number one overall pick of the 1985 NFL Draft after his collegiate career at Virginia Tech. Since Smith's departure from Buffalo in 1999, no Bill has worn the No. 78.

BUFFALO BILLS FRANCHISE TIMELINE



Ralph Wilson, Jr. & the founding AFL owners—a group that was dubbed the “Foolish Club.”

September 4, 1959 -- RALPH C. WILSON, JR. JOINS AFL OWNERS
Detroit businessman Ralph C. Wilson, Jr. expressed interest in owning an AFL franchise in Miami, Fla.

October 28, 1959 -- BUFFALO GRANTED AFL FRANCHISE
The American Football League granted its seventh franchise to Buffalo with Ralph C. Wilson, Jr. of Detroit as principal owner.

November 30, 1959 -- BILLS TEAM NAME ADOPTED
President Ralph C. Wilson, Jr. selected the name “Buffalo Bills” for his new AFL team, adopting the name of Buffalo’s AAFC team (1947-49) which was

named after the legendary “Pony Express” rider.

December 5, 1959 -- BUFFALO SIGNS ITS FIRST PLAYER

Tackle Joe Schaffer of Tennessee was the first player to sign with the new Buffalo Bills franchise.

July 10, 1960 -- FIRST TRAINING CAMP OPENS

The Bills’ first training camp opened at the Roycroft Inn in East Aurora, NY. Practice was held on the Knox Polo Field and the team used the locker room at East Aurora High School.

July 29, 1960 -- BUFFALO WELCOMES THE BILLS WITH LARGE PARADE

Main Street in Buffalo was lined with 10,000 fans, as they welcomed the new Buffalo Bills to town.

September 11, 1960 -- FIRST REGULAR SEASON GAME

Bills lose their first regular season game to the New York Titans 27-3, at the Polo Grounds in New York.

September 18, 1960 -- FIRST HOME GAME

Denver prevailed, 27-21, in Bills’ regular season home opener before 15,229 at War Memorial Stadium.

September 23, 1960 -- FIRST REGULAR SEASON WIN

First regular season victory over Boston Patriots, 13-0 at Boston University’s Nickerson Field.

October 23, 1960 -- FIRST HOME VICTORY IN TEAM HISTORY

The Bills victimized the Oakland Raiders 38-9 at War Memorial Stadium for their first home victory.



Bills HC Lou Saban & his team following the 1964 AFL Championship win.

December 26, 1964 -- WE ARE THE CHAMPIONS

Buffalo won the 1964 AFL Championship with a 20-7 triumph over San Diego before a standing-room only crowd of 40,242 at War Memorial Stadium.

December 26, 1965 -- BILLS REPEAT AS AFL CHAMPS


The visiting Bills blanked San Diego, 23-0, for their second consecutive AFL crown. It was the first title game shutout in AFL history.

June 8, 1966 -- AFL & NFL TO MERGE

The AFL and the NFL announced plans to merge into one professional football league in time for the 1970 football season. In the meantime, the two leagues would hold a common college draft.

April 4, 1972 -- GROUND-BREAKING CEREMONIES HELD FOR NEW STADIUM

Ground breaking ceremonies were held in Orchard Park, NY for the Bills’ new 80,000-seat stadium. Bills owner Ralph C. Wilson, Jr. and Erie County Legislature Chairman Richard J. Keane both turned the first shovel full of dirt.



T Joe Schaffer was the first Buffalo Bill.



Ralph Wilson, Jr. & local leaders pose as ground is broken for new stadium.

August 17, 1973 -- BILLS OPEN NEW STADIUM

The Bills played their first game in Orchard Park, losing to the Washington Redskins, 37-21 at Rich Stadium. Traffic jams caused a late arriving crowd, announced as a sellout of 80,020.

September 30, 1973 -- BILLS WIN FIRST REGULAR SEASON GAME AT RICH STADIUM

In the first regular-season game played at Rich Stadium, a sellout crowd watched the Bills' defense turn in one of their best efforts in years in a 9-7 victory over the New York Jets.

April 5, 1974 -- BILLS INTRODUCE NEW LOGO

The Bills announced a major change in the team's logo for the 1974 season. Gone was the red standing buffalo that had been the team's mark since 1962. It was replaced by a blue charging buffalo with a red streak.



The Bills introduced the team's current logo in 1974.

December 21, 1980 -- BILLS CLINCH FIRST AFC EAST TITLE

The Bills survived two last-second heaves into the end zone by QB Joe Montana to beat the 49ers 18-13 in San Francisco and clinch their first AFC East title.

April 28, 1984 -- BILLS HAVE A NEW HELMET

The Bills revealed a new helmet design, which featured the same charging buffalo logo on a red helmet with a blue face mask.

November 20, 1988 -- "FANDAMONIUM" - BILLS WIN AFC EAST TITLE

Bills' kicker Scott Norwood kicked the game-winning field goal, 3:47 into overtime to give Buffalo a 9-6 victory over the NY Jets at Rich Stadium. NT Fred Smerlas blocked a Pat Leahy 40-yard field goal attempt with 19 seconds left in regulation. It was Buffalo's first AFC East title since 1980.



QB Jim Kelly and the Bills offense introduced the "No Huddle" offense.

December 2, 1990 -- KELLY UNVEILS "NO HUDDLE" OFFENSE, BILLS HOLD ON FOR WIN

Jim Kelly went 8-for-8 for 229 yards and three touchdowns in the first quarter in a game where the Bills used the "No Huddle" offense for the first time. The Bills then held on for a 30-23 victory over the Philadelphia Eagles at Rich Stadium.

January 20, 1991 -- BILLS BEAT RAIDERS 51-3 AND ADVANCE TO SUPER BOWL XXV

The Bills scored 41 first half points on their way to a 51-3 victory over the Los Angeles Raiders in the 1990 AFC Championship Game at Rich Stadium to advance to Super Bowl XXV.

January 27, 1991 -- BILLS LOSE SUPER BOWL XXV

The Bills lost Super Bowl XXV to the NY Giants 20-19 at Tampa Stadium in front of 73,813 fans.

January 28, 1991 -- BUFFALO WELCOMES HOME THE BILLS

An estimated crowd of 20,000 people came out to a 'Welcome Home' rally for the Bills on the steps of City Hall. They chanted, "We want Scott! We want Scott!" This was after kicker Scott Norwood missed a 47-yard field goal that would have won Super Bowl XXV for Buffalo; the Bills lost the game, 20-19.



Following the team's loss in Super Bowl XXV, 20,000 fans welcomed the Bills home to Buffalo.

December 1 1991 -- BILLS CLINCH 4TH STRAIGHT AFC EAST TITLE

The Bills won their fourth straight AFC Eastern Division title, and for the third time, the victim was the N.Y. Jets, as Buffalo posted a 24-13 victory at Rich Stadium.

January 12, 1992 -- BILLS WIN AFC CHAMPIONSHIP GAME

NT Jeff Wright deflected a third-quarter John Elway pass that LB Carlton Bailey intercepted and returned 11 yards for Buffalo's only touchdown, as the Bills defeated the Denver Broncos 10-7 in the AFC Championship Game at Rich Stadium to advance to Super Bowl XXVI.



From 1991 to 1994, the Bills appeared in four consecutive Super Bowls--becoming the only franchise to ever accomplish the feat.

January 30, 1994 -- BILLS LOSE SUPER BOWL XXVIII

The Bills lost Super Bowl XXVIII to the Dallas Cowboys 30-13 at the Georgia Dome in Atlanta in front of 72,817 fans.

June 1, 2000 -- BILLS MOVE INTO NEW 75,000 SQUARE-FOOT TRAINING CENTER

July 21, 2000 -- TRAINING CAMP OPENS AT ST JOHN FISHER COLLEGE

The Bills opened training camp at St. John Fisher College in Pittsford, NY after 19 years at Fredonia (NY) State.

August 8, 2009 -- BRUCE SMITH AND RALPH C. WILSON, JR. ENTER PRO FOOTBALL HALL OF FAME

Bruce Smith and Owner/Founder Ralph C. Wilson, Jr. became the eighth and ninth members of the Buffalo Bills' organization to be inducted into the Pro Football Hall of Fame in Canton, Ohio.

March 25, 2014 -- HALL OF FAME OWNER AND FOUNDER RALPH C. WILSON, JR. PASSES AWAY AT THE AGE OF 95

Mr. Wilson, who founded the team after purchasing them in 1959 for \$25,000, owned the team for 54 years.

October 8, 2014 -- NFL OWNERS RATIFY TERRY AND KIM PEGULA'S PURCHASE OF THE BILLS FRANCHISE

The 32 NFL owners unanimously approved the Pegula's purchase of the Buffalo Bills at the NFL League Meetings in New York City.



Upon Ralph C. Wilson, Jr.'s induction into the HOF in '09, Bills Hall of Famers DE Bruce Smith, RB Thurman Thomas, HC Marv Levy, Mr. Wilson, OG Joe DeLamiellure, WR James Lofton, OG Billy Shaw and QB Jim Kelly all posed for a photo.




Terry and Kim Pegula take the field prior to their first game as owners of the Buffalo Bills.

January 31, 1993 -- BILLS LOSE SUPER BOWL XXVII

The Bills lost Super Bowl XXVII to the Dallas Cowboys, 52-17 at the Rose Bowl in Pasadena, CA in front of 98,374 fans.

October 10, 2014 -- TERRY AND KIM PEGULA ANNOUNCED AS OWNERS OF THE BILLS FRANCHISE

At the ADPRO Sports Training Center, Terry and Kim Pegula are formally announced at the second owners in Buffalo Bills franchise history.



Bill Polian
INDUCTED 2015
GENERAL MANAGER

One of the most accomplished front office executives in NFL history, Bill Polian helped build multiple successful franchises during his 24 years as a general manager. In all, his teams made 17 playoff trips, eight conference championship games and five Super Bowl appearances, including winning Super Bowl XLI with the Indianapolis Colts.

Widely praised as both a top talent evaluator and influential executive, Polian is the first six-time recipient of the NFL Executive of the Year award from The Sporting News and during his time in Buffalo he redesigned the franchise from a last place team in 1985 to the forefront of the league with appearances in Super Bowl XXV, Super Bowl XXVI, Super Bowl XXVII and Super Bowl


XXVIII. Working alongside Owner Ralph C. Wilson, Jr. and Head Coach Marv Levy, Polian's eye for talent and negotiating prowess brought a bevy of outstanding players to Buffalo. In fact, of the 47 Bills at the first two Super Bowls, 45 came to Buffalo during Polian's tenure.

His acquisitions included the 1986 signing of QB Jim Kelly from the USFL and the 1987 trade for LB Cornelius Bennett. Additional draft picks Polian made in Buffalo included DE Bruce Smith, OT Will Wolford, RB Thurman Thomas and WR Andre Reed. He built a team that would reverse the Bills record from 8-40 from 1984-86 to a 58-22 mark from 1988-92. During his time in Buffalo, 13 Bills drafted or obtained by Polian made a total of 49 Pro Bowl appearances. In all, Polian brought in five players who would end up in the Pro Football Hall of Fame (Jim Kelly, James Lofton, Andre Reed, Bruce Smith and Thurman Thomas), as well as Head Coach Marv Levy.

CAREER HIGHLIGHTS

- Responsible for putting together the only NFL team to go to four consecutive Super Bowls
- Brought six future Hall of Famers to Buffalo (Jim Kelly, James Lofton, Andre Reed, Bruce Smith, Thurman Thomas and Head Coach Marv Levy)

HISTORY



Andre Reed
83
INDUCTED 2014
WIDE RECEIVER

Andre Reed ended his 16-year career as the most accomplished wide receiver to ever play for the Buffalo Bills. The 6-2, 190-pound Kutztown product led the Bills in receiving from 1986 to 1992 and then again in 1994, 1996 and 1997 on his way to racking up the Bills' career receiving records for receptions (941) and receiving yards (13,095).

After being selected by Buffalo with the team's first choice in the fourth round of the 1985 NFL Draft, Reed emerged as one of the elite wideouts in the league during the 1989 season when he caught 88 passes for 1,312 yards and nine touch-

downs. Reed would go on to provide a dynamic presence on all four of the Bills' AFC Championship teams—leading the team in receptions, receiving yards and receiving touchdowns during the four-year run.

A seven-time Pro Bowler, Reed recorded a franchise record 36 100-yard receiving games (regular season) as a Bill. Reed also ranks as the franchise leader in games played with 221 and is tied with Bruce Smith as the franchise's all-time leaders in years of service with 15 seasons.

CAREER HIGHLIGHTS

- Selected to seven straight Pro Bowls spanning from 1988 to 1994
- Bills franchise leader in receptions, receiving yards and receiving touchdowns
- Named to the Bills 50th Season All-Time Team in 2009

PRO STATS

Years	Team	G	No	Yds	Avg	TD
1985-1999	Buffalo	221	941	13,095	13.9	86
2000	Washington	13	10	103	10.3	1
Career Total		234	951	13,198	13.9	87

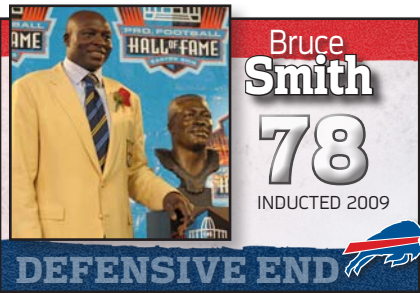


The impact Ralph Wilson, Jr. had on professional football culminated in 2009 with his induction into the Pro Football Hall of Fame.

For starters, he was the only original AFL owner to keep his team in its originating city. The role he played in the AFL-NFL merger, his presence on nearly every NFL committee and his passion for the game as one who has always had the league's best interests at heart before his own team has led many to refer to him as the NFL's "voice of reason."

Under his direction as owner, the Bills won two AFL Championships in 1964 and 1965 and were the only AFL team to make the postseason in four consecutive years (1963-66). Later, his Bills would become the only team ever to win four consecutive AFC championships (1990-93) and appear in four straight Super Bowls.

He was honored with numerous awards, including the Pete Rozelle Award from the Touchdown Club in New Orleans, the NFL Alumni's "Order of the Leather Helmet" and the "Timmie" Award from the Touchdown Club of Washington D.C. In 2008, Mr. Wilson received the Maxwell Football Club's Francis J. (Reds) Bagnell Award for Contributions to the Game of Football and the inaugural Lamar Hunt Award for Professional Football at the 101 Awards in Kansas City. At the turn of the century, *The Buffalo News* named Ralph Wilson, Jr. as the "Top Sports Figure" of the region in the past millennium.



Widely regarded as one of the most dominant defensive players ever to play in the National Football League, Bruce Smith began his tenure with the Buffalo Bills in 1985. Over the next 19 seasons, Smith would amass more sacks (200) than any other player in NFL history. In Buffalo, Smith anchored the defense for 15 years, which ranks first (along with WR Andre Reed) for the most seasons played in a Bills uniform. In 10 of those years, Buffalo reached the postseason.

Taken with the first overall pick in the 1985 NFL Draft, Smith started 13 games his rookie year and collected 48 tackles and 6.5 sacks. Those

numbers jumped to 63 and 15.0, respectively, in 1986. Perhaps his finest year came in 1990, when he posted 101 tackles, 19.0 sacks and 14 QB pressures while the team won its first of four consecutive AFC Championships.

Smith was named to the Pro Bowl 11 times in his career and was the NFL Defensive Player of the Year in 1990 and 1996. Known for his ability to get to the opposing quarterback, Smith racked up sacks against 74 different quarterbacks and against every team but three: San Diego, Buffalo, and Baltimore. He ranks first in NFL history with 13 seasons of 10 or more sacks and second on the all-time postseason sack list with 14.5.

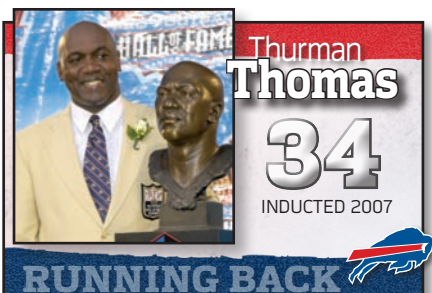
He was named to the NFL's All-Decade team in both the 1980's and 1990's. Smith was the AFC Defensive Player of the Week eight times during his Bills tenure, and Defensive Player of the Month six times. Extremely durable, Smith ranks 16th on the all-time games played list with 279.

CAREER HIGHLIGHTS

- NFL's all-time sack leader with 200.
- Bills' all-time sack leader with 171.
- Selected to 11 Pro Bowls.
- NFL Defensive Player of the Year in 1990 and 1996

PRO STATS

Years	Team	G	TT	UT	AT	Sacks	FF	FR
1985-99	Buffalo	217	1,209	879	330	171	35	14
2000-03	Washington	62	183	114	69	29	10	1
Totals		279	1,392	993	399	200	45	15



Thurman Thomas developed into one of the NFL's most versatile and dangerous offensive players in his 13 years in the league. He was also known as one of the team's most emotional leaders for the Buffalo Bills – a team that won more games (103) than any AFC team in the 1990s.

His ability to catch the ball as well as run with it was a key ingredient to the Bills' "No Huddle" offensive attack.

The team improved to 13-3 in 1990 as Thomas

led the NFL in all-purpose yards. He rushed for 1,297 yards and scored 11 touchdowns while catching 49 passes for 532 yards and two touchdowns. With the versatile back leading the way, the Bills marched through the playoffs to the first of their unprecedented four straight Super Bowl berths.

In 1991, Thomas amassed more than 2,000 all-purpose yards, just the 11th player ever to do so. His league-leading yardage output included 1,407 yards on the ground and an additional 631 yards on a career-high 62 receptions. He scored 12 touchdowns. He reached the 2,000-yard total again the following season which marked a record fourth straight season of leading the NFL in yards from scrimmage.

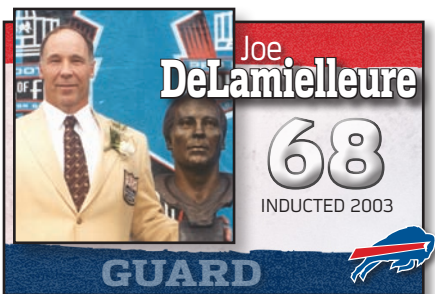
Named to the NFL's All-Decade Team of the 1990s, Thomas was selected first- or second-team All-Pro and All-AFC five times, and was voted to the Pro Bowl five straight years. Thomas retired as the NFL's ninth ranked rusher with 12,074 yards and added another 4,458 yards on 472 catches. He scored 65 rushing and 23 receiving touchdowns in his 13-season career.

CAREER HIGHLIGHTS

- First NFL player to lead the NFL in yards from scrimmage in four consecutive seasons (1989-92)
- Third back in history to record 400 receptions and 10,000 rushing yards
- Five-time Pro Bowl selection and 1991 NFL Most Valuable Player

PRO STATS

Years	Team	Rushing					Receiving			
		G	No	Yds	Avg	TD	No	Yds	Avg	TD
1988-99	Buffalo	173	2,849	11,938	4.2	65	456	4,341	9.5	22
2000	Miami	9	28	136	4.9	0	16	117	7.3	1
Totals		182	2,877	12,074	4.2	65	472	4,458	9.4	23



In the 1970s, Joe DeLamielleure and his Buffalo Bills offensive line mates were dubbed the "Electric Company," because they "turned the Juice loose." The "Juice" of course was Hall of Fame running back O.J. Simpson. An All-American and three-time All-Big Ten performer at Michigan State, "Joe D" was selected in the first round of the 1973 NFL Draft by the Bills.

Extremely durable and dependable, DeLamielleure played in 185 consecutive games during his 13 playing seasons with the Bills and the Cleveland Browns. A starter from the

first game of his rookie season, DeLamielleure started in every game for eight seasons in Buffalo before being traded to Cleveland in 1980.

He went on to become the most honored lineman of the Bills' respected front wall. Eight times during his career he was selected first- or second-team All-Pro; seven times he was named first- or second-team All-AFC, and six times he was named to the Pro Bowl. Since 1970, only two Hall of Fame guards, John Hannah with 10 and Gene Upshaw with seven, were named All-Pro more often.

CAREER HIGHLIGHTS

- Selected to six straight Pro Bowls from 1976-1981
- First or second-team All-Pro from 1974-1980, 1983
- Named to the 1970s All-Decade Team

PRO STATS

Years	Team	Games
1973-1979	Buffalo	102
1980-1984	Cleveland	73
1985	Buffalo	10
Career Total		185



James
Lofton
80

INDUCTED 2003

WIDE RECEIVER

James Lofton's speed and soft hands made him an immediate deep-threat receiver from the moment he entered the pros in 1978.

It was something he would remain throughout his long career with the Green Bay Packers, the Los Angeles Raiders, Buffalo Bills, Los Angeles Rams and the Philadelphia Eagles. In 16 seasons, Lofton caught 764 passes for 14,004 yards – an average of 18.3 yards per catch. His 14,004 career-reception yardage mark was an NFL best at the time of his retirement, while his 43 games with 100 or more yards receiving ranked third.

In 1987, Lofton was traded to the Raiders, and two

years later joined the Bills. In Buffalo, he reemerged as one of the game's premier deep-threats. In 1991, at the age of 35, the still-speedy receiver became the oldest player in league history to record 1,000 receiving yards in a season.

Extremely durable, Lofton was the first NFL player to score a touchdown in the 1970s, 1980s and 1990s. Many of his 75 touchdown receptions came on long passes when he simply outran the opposition.

CAREER HIGHLIGHTS

- When he retired in 1993, his total of 14,004 yards was No. 1 all-time
- Selected to eight Pro Bowls (1979, 1981-86, 1992), named All-Pro four times and All-NFC three times
- First player to score a touchdown in the 1970s, 1980s and 1990s

PRO STATS

Years	Team	G	No	Yds	Avg	TD
1978-1986	Green Bay	136	530	9,656	18.2	49
1987-1988	L.A. Raiders	18	69	1,429	20.7	5
1989-1992	Buffalo	59	151	2,736	18.1	21
1993	L.A. Rams/Phil.	10	14	183	13.1	0
Career Total		233	764	14,004	18.3	75



Jim
Kelly
12

INDUCTED 2002

QUARTERBACK

A strong-armed passer with a "linebacker's mentality," Kelly virtually rewrote the Bills' record book for quarterbacks. Only three players in NFL history had reached the 30,000-yard career passing mark faster. Eight times during his NFL career he passed for more than 3,000 yards in a season, and 26 times he passed for more than 300 yards in a game.

With Kelly and teammates Thurman Thomas and Andre Reed, the Bills possessed a highly potent offense

during the 1990s. Kelly's quick decisiveness and fast paced "no-huddle" offense terrorized opposing defenses.

In 11 seasons in Buffalo, Kelly led the Bills to the playoffs eight times. In 17 playoff game appearances, including four consecutive Super Bowls, he passed for 3,863 yards and 21 touchdowns. At the time of his retirement, his 84.4 passer rating ranked sixth all-time and was second when compared to Hall of Fame quarterbacks. His 35,467 career passing yards ranked tenth in NFL history; his 2,874 completions ranked eighth; and his 237 touchdowns ranked thirteenth.

CAREER HIGHLIGHTS

- Selected to four Pro Bowls: 1987, 1990-1992
- Led the Bills to an unprecedented four straight Super Bowls from 1990-1993
- Passed for more than 3,000 yards eight times

PRO STATS

Years	1986-96	Yards	35,467
Team	Buffalo	Percentage	60.1
Games	160	TD	237
Attempts	4,779	Int	175
Completions	2,847	Rating	84.4

more than 30 years of coaching experience. In 1987, his first full season with the Bills, the team returned to respectability with a 7-8 record and were in the playoff hunt throughout most of the season.

The following season the team posted a 12-4 record and won their first of six AFC Eastern Division titles. With his high-powered "no-huddle" offense, Levy went on to set a new standard for NFL coaches as he led his AFC championship team to four **CONT.>**



Marv
Levy

INDUCTED 2001

HEAD COACH

In 1986, when Marv Levy was chosen to direct the fortunes of the Buffalo Bills, he brought with him

CAREER HIGHLIGHTS

- Was NFL Coach of the Year in 1988, AFC Coach of the year in 1988, 1993 and 1995
- Led the Bills to the playoffs eight times, including four Super Bowls
- Won six AFC East Division titles

LEVY, continued... consecutive Super Bowl appearances.

From 1988 through 1997, the Bills were first in the AFC in winning percentage and second only to the San Francisco 49ers in the NFL. Levy, the winningest coach in Bills' history, recorded a 112-70 regular season record and was 11-8 in the playoffs during his 11 seasons with the Bills. He was named NFL Coach

of the Year in 1988 and AFC Coach of the Year in 1988, 1993 and 1995.


CAREER RECORDS

Years	Team	Record	Post season
1978-1982	Kansas City	31-42	
1986-1997	Buffalo	112-70	11-8
Career Total		143-112	11-8



Billy Shaw
66
INDUCTED 1999

GUARD



Equally adept at pass blocking and run blocking, Billy Shaw's ability to pull out in front of runners was a perfect fit for the Bills. Shaw's speed, strength, and natural ability made him "the driving force of the offensive unit" according to his former offensive line coach Jerry Smith.

Especially effective on short-yardage scoring plays, Shaw would pull out from his left guard position followed by heavy-duty runners Cookie Gilchrist and Wray Carlton. Bills quarterback Jack Kemp or his super-sub Daryle Lamonica would

follow the powerful trio of blockers – often untouched – into the end zone.

A key member of the Bills teams that won AFL titles in 1964 and 1965, Shaw was named a first-team All-AFL selection five times (1962-66) and also a second team All-AFL choice in 1962, 1968 and 1969.

He was selected to play in eight AFL All-Star Games and was named to the All-Time AFL Team. Named to pro football's All-Decade Team of the 1960s, Shaw is the first Hall of Fame member to play his entire career in the AFL.

CAREER HIGHLIGHTS

- Helped lead the Bills to back-to-back AFL titles in 1964 and 1965
- Named All-AFL five times (1962-1966)
- First player to spend entire career in the AFL to be elected to the Hall of Fame

PRO STATS


Years	Team	Games
1961-1969	Buffalo	119

His career record for 11 seasons confirms the rave notices were well founded. He rushed for 11,236 yards and scored 456 points on 76 touchdowns in his career.

O.J. may be best remembered for his sensational 1973 season when he became the first back in history to rush for over 2,000 yards. With 219 yards in the next-to-last game against New England and a 200-yard output in the finale with the New York Jets, Simpson totaled 2,003 yards, tops for a 14-game season.


Simpson also led the league in rushing four years: 1972, 1973, 1975 and 1976.

In various selections, he was named NFL Player of the Year in 1972, 1973 and 1975. He was both All-AFC and All-Pro five straight years from 1972-76. He played in six Pro Bowls, winning Player of the Game honors in the 1973 game.



O.J. Simpson
32
INDUCTED 1985

RUNNING BACK



O. J. Simpson, a two-time All-American from the University of Southern California and the 1968 Heisman Trophy winner, was one of history's most heralded rookies when the Buffalo Bills selected him with the first overall pick in the 1969 draft.

CAREER HIGHLIGHTS

- Won four NFL rushing titles (1972, 1973, 1975 and 1976)
- Became the first back to ever rush for more than 2,000 yards in 1973 with 2003 yards.
- Named NFL Player of the Year in 1972, 1973 and 1975, and also named to both All-Pro and All-AFC squads from 1972-76.

PRO STATS

Years	Team	Rushing					Receiving				
		G	No	Yds	Avg	TD	No	Yds	Avg	TD	
1969-1977	Buffalo	112	2,123	10,183	4.8	57	175	1,924	11.0	12	
1978-1979	San Francisco	23	281	1,053	3.8	4	28	218	7.8	2	
Career Total		135	2,404	11,236	4.7	61	203	2,142	10.6	14	



The Buffalo Bills Wall of Fame was created in 1980 to honor former players, administrators and coaches who have played significant roles in the team's history. To be eligible for induction, an individual must have played with the Bills for at least three years and be retired from professional football. Also eligible are other individuals who have made outstanding contributions to the Bills, including administrators and coaches. Selections are made by a distinguished panel composed of club personnel and media members.

RALPH C. WILSON, JR. STATUE

The Buffalo Bills announced in March 2015 that the organization would commission a statue to be made of Ralph C. Wilson, Jr. The statue is displayed outside of Ralph Wilson Stadium in Founder's Plaza.



Ralph C. Wilson, Jr. passed away at the age of 95. Mr. Wilson was the sole owner of the Bills franchise for 54 seasons after purchasing the team on October 28, 1959. Under his leadership, the Bills won two American Football League Championships in 1964 and 1965 and appeared in an unprecedented four consecutive Super Bowls in the 1990s. Mr. Wilson along with former Bills Head Coach Marv Levy, former General Manager Bill Polian plus eight of his players have earned football's highest honor by being inducted into the Professional Football Hall of Fame.


The construction of the statue was a collaborative effort between Terry and Kim Pegula and Mary Wilson.

Founder's Plaza, the current location of the statue, is located northwest of The Bills Store at Ralph Wilson Stadium. Mr. Wilson's statue is the first statue in history to be displayed on the grounds of Ralph Wilson Stadium.

The life-size statue is based on a photo taken of Mr. Wilson with Thurman Thomas along the sidelines on October 21, 1990 during Buffalo's 30-27 victory over the New York Jets.




- 2015 ● Lou Saban
- 2014 ● Van Miller
- 2012 ● Bill Polian
- 2011 ● Phil Hansen
- 2010 ● Booker Edgerson
- 2008 ● Bruce Smith
- 2007 ● Steve Tasker
- 2006 ● Andre Reed
- 2005 ● Thurman Thomas
- 2004 ● Jim Ritches
- 2003 ● Darryl Talley
- 2002 ● Kent Hull
- 2001 ● Fred Smerlas
- 2001 ● Jim Kelly
- 2000 ● George Saimes
- 2000 ● Bob Kalsu
- 1999 ● Edward Abramowski
- 1998 ● Robert James
- 1997 ● Joe DeLamielleure
- 1996 ● Marv Levy
- 1995 ● Joe Ferguson
- 1994 ● Mike Stratton
- 1993 ● Elbert Dubenion
- 1992 ● The 12th Man
- 1989 ● **Ralph C. Wilson Jr.**
- 1988 ● Billy Shaw
- 1987 ● Tom Sestak
- 1985 ● Patrick J. McGroder
- 1984 ● Jack Kemp
- 1980 ● O.J. Simpson




Ed Abramowski
INDUCTED 1999

ATHLETIC TRAINER




Ed Abramowski: Selected to the Wall of Fame in 1999 to honor his many years of outstanding service to the team... enjoyed a distinguished and illustrious career as an athletic trainer for the Bills from its inception in 1960 until his retirement following the 1995 season... began his career as a student assistant at Purdue before serving as assistant trainer at West Point and the University of Detroit...was a part-time trainer for the NFL's Detroit Lions in 1958-59...was honored by his peers in 1986 when he was selected to the National Athletic Trainers Hall of Fame...was inducted into the Greater Buffalo Sports Hall of Fame in 1997.



Joe DeLamielleure
68
INDUCTED 1997


GUARD



Joe DeLamielleure: PRO FOOTBALL HALL OF FAME, 2003
Played eight seasons for the Bills from 1973-79 and then again in 1985...was the Bills second 1st round selection (26th overall) in the 1973 NFL draft...appeared in five consecutive Pro Bowls (1975-79) as a Bill and was a member of the Sporting News AFC All-Star team from 1975-79...member of the famed "Electric Company" offensive line which paved the way for O.J. Simpson's NFL record setting 2,003 yards in 1973...traded to Cleveland on Sept. 1, 1980 and played five seasons with the Browns before rejoining the Bills in 1985...retired following the '85 season...winner of the Ralph C. Wilson Distinguished Service Award in 1987.


DeLamielleure's Bills Stats	
Years	1973-79, 85
Games	128

HISTORY




Elbert Dubenion
44
INDUCTED 1993

RECEIVER




Elbert Dubenion: Played for the Bills from 1960-68...signed by Buffalo as a free agent out of Bluffton College...one of the original players to report to the Bills camp in 1960...established nearly every Bills receiving record during the 1960s and still shares the club record with a TD reception in 5 straight games...had best season in 1964 when he caught 42 passes for 1,139 yards (27.1 avg.) with 10 TDs...ranks fourth among the Bills all-time leading receivers with 5,294 yards receiving...also ranks fourth with 35 receiving touchdowns...also was an outstanding kickoff return man, averaging 24.0 yards on 40 returns.

Dubenion's Bills Stats	
Years	1960-68
Games	103
Receptions	294
Yards	5,294
Long	89t
TD	35



Booker Edgerson
24
INDUCTED 2010

CORNERBACK



Booker Edgerson: Played eight seasons for the Bills from 1962-69... He had six interceptions in his rookie season, including two in his first game and was named to the AFL All-Rookie Team... Edgerson made one of the greatest defensive plays in Bills' history in San Diego in 1965, when he chased down the fleet WR Lance Alworth after a 65-yard gain at the three-yard line and forced Alworth to fumble into the end zone. Bills LB John Tracey recovered for a touchback. The game ended tied, 20-20... Edgerson finished his Bills' career with 23 interceptions and two touchdowns... Also played one season in Denver (1970) and retired following the 1970 season... Winner of the Ralph C. Wilson Distinguished Service Award in 1993.

Edgerson's Bills Stats	
Years	8
Games	100
Interceptions	23
TD	2




Joe Ferguson
12
 INDUCTED 1995

QUARTERBACK




Joe Ferguson: Played in Buffalo from 1973-84...was the Bills first of two 3rd round selections in the 1973 draft...led the Bills in passing for 12 straight seasons (73-84)...set virtually every team passing record during the 1970s and early 80s...his performance at Miami on 10/9/83 established the Bills single-game record in attempts (55), completions (38) and yards (419)...he also threw for five touchdowns in that game which is the second best outing in club history...he ranks second in club history in career attempts (4,166), completions (2,188), yards (27,590) and touchdowns (181)...winner of the Ralph C. Wilson Distinguished Service Award in 1991.

Ferguson's Bills Stats	
Years	1973-84
Games	164
Attempts	4,166
Completions	2,188
Yards	27,590
Long	89t
TD	181
Interceptions	190



Phil Hansen
90
 INDUCTED 2011

DEFENSIVE END




Phil Hansen: Played 11 seasons for the Bills from 1991-2001... he started 10 games as a rookie and remained a starter through his final season, starting 148 of 156 regular season games and started 11 of 14 postseason games ... he tallied 61.5 sacks in his career, third on the Bills All-Time list ... only 10 other players have more years of service with the Bills and he tied for 17th in team history in games played... he registered two career interceptions, one in the regular season (2001) and one in the 1992 AFC Championship game which helped lead the Bills to 29-10 victory and the team's third consecutive Super Bowl appearance... winner of the Ralph C. Wilson Distinguished Service Award in 2006.

Hansen's Bills Stats	
Years	11
Games	170
Sacks	61.5




Kent Hull
67
 INDUCTED 2002

CENTER




Kent Hull: Played with the Bills from 1986-96 and appeared in 170 total regular season games...missed just two games in his Bills career and once appeared in 121 straight games... played with quarterback Jim Kelly with the USFL's New Jersey Generals; both players came to Buffalo together in 1986, played 11 outstanding seasons for the Bills and then both retired after the 1996 season...is considered one of the keys to the Bills ability to run the no-huddle offense so successfully in the 1990s...was selected to the Pro Bowl three times... received the Ralph C. Wilson Distinguished Service Award in 2001... Passed away on October 18, 2011.

Hull's Bills Stats	
Years	1986-96
Games	189




Robert James
20
 INDUCTED 1998

CORNERBACK




Robert James: Played with the Bills from 1969-74...joined the team as an undrafted free agent in 1969...considered one of the best man-to-man cover men of his time...recorded nine interceptions in his career...led the team with four INTs in 1971...played in three straight Pro Bowls from 1972-74...was also selected to *The Sporting News* AFC All-Star team in the 1973 and '74 seasons...suffered a severe knee injury in the 1975 preseason which kept him out for that campaign and led to his retirement the following year...went on to become a high school administrator in Tennessee following his playing career.

James' Bills Stats	
Years	1969-74
Games	83
Interceptions	9
Yards	38
FR	6



Bob Kalsu
61
INDUCTED 2000


GUARD



Bob Kalsu: Native of Oklahoma City...was an All-America tackle at the University of Oklahoma and an eighth-round draft pick by Buffalo in 1968... started eight games as a guard in '68 and was voted the team's top rookie...began fulfilling his ROTC obligation with the United States Army following the '68 season and started his tour of duty in Vietnam in November of 1969...was killed by mortar fire on July 21, 1970 while defending Ripcord Base on an isolated jungle mountaintop near Vietnam's Ashua Valley...is the only professional football player killed in Vietnam... selection to the Wall of Fame took place on what would have been his 55th birthday, April 13, 2000.


Kalsu's Bills Stats

Year	1968
Games	14



Jim Kelly
12
INDUCTED 2001

QUARTERBACK




Jim Kelly: PRO FOOTBALL HALL OF FAME, 2002 Inducted onto the Wall of Fame on November 18, 2001; at the same time,

team owner Ralph Wilson made the surprise announcement that his jersey #12 would be the first retired number in Bills history... guided the Bills franchise to an unprecedented four consecutive Super Bowl appearances from 1990-93...holds virtually every passing mark in team history and earned four Pro Bowl appearances (1987, 1990-92) during his career...Kelly is 18th in the NFL in passing yardage (35,467), 19th in completions (2,874) and 19th in touchdowns (237)...a member of the legendary quarterback draft class of 1983 which also included Dan Marino and John Elway... finished career with a 101-59 regular season record and a 9-8 mark in the postseason.


Kelly's Bills Stats

Years	1986-96
Games	160
Attempts	4,779
Completions	2,847
Yards	35,467
Percentage	60.1
TD	237
Interceptions	175



Jack Kemp
15
INDUCTED 1984


QUARTERBACK



Jack Kemp: Played with the Bills from 1962-69...claimed off waivers from the San Diego Chargers for \$100 in 1962...led the Bills to the 1964 and '65 AFL Championships...named AFL Player-of-the Year in 1965...established nearly every team passing mark during the 1960s... is still third in virtually every team passing record including attempts (2,240), completions (1,040), yards (15,138), and touchdowns (77)... went on to represent New York as a member of the House of Representatives... was Bob Dole's running mate on the Republican Party's 1996 Presidential ticket.


Kemp's Bills Stats

Years	1962-69
Games	88
Attempts	2,240
Completions	1,040
Yards	15,138
Percentage	46.4
TD	77
Interceptions	132



Marv Levy
INDUCTED 1996

HEAD COACH



Marv Levy: PRO FOOTBALL HALL OF FAME, 2001

Named Head Coach of the Buffalo Bills on November 3, 1986 and remained until his retirement on December 31, 1997...named to the Pro Football Hall of Fame in 2001...is the only coach in NFL history to lead his team to four consecutive Super Bowl appearances...his 154 career victories place him 10th all-time in NFL history...his 123 victories with the Bills are a team record...led his team to eight postseason appearances in his 11 full seasons... led his team to five conference championships, winning four...11 post-season victories tie him for 5th in NFL history... tied legendary Chicago Bears coach George Halas by serving as the eldest coach in NFL history having coached the 1997 season at the age of 72.

Levy's Bills Stats

Years	1986-97
Wins	123
Losses	78
Tie	0
Percentage	.612
(Includes Postseason)	



Patrick J. McGroder

INDUCTED 1985

VICE PRESIDENT



Patrick McGroder: Attended both Canisius and Chattanooga College...successful business executive and Buffalo Parks Commissioner...was instrumental in bringing pro football back to Buffalo in 1960...served as both Vice President and Sr. Executive Vice President of the Bills from 1962-85...supervised the Bills marketing and promotional departments...stepped in during 1983 and handled player negotiations his last few years with the club...died in February, 1986.



Van Miller

INDUCTED 1985

VOICE OF THE BILLS



Van Miller: Named to the Wall of Fame in 2014 to honor his contributions to the team as the Voice of the Bills from 1960-70 and 1978-2003...called some of the most memorable moments in Bills history including both AFL Championship victories, the Comeback Game and all four AFC Championship seasons...inducted in to the Buffalo Broadcasters Hall of Fame in 1998, the Greater Buffalo Sports Hall of Fame in 1999 and the Chautauqua Sports Hall of Fame in 2002...presented with the Pete Rozelle Radio-Television Award by the Pro Football Hall of Fame in 2004... called games for the NBA's Buffalo Braves from 1971 to 1977...began his career in 1955 as a summer replacement on the WBEN Radio and Television Network while calling high school sports...served as the sports director for WIVB-TV and also as a weather reporter and a game show host... Passed away on July 17, 2015.



Bill Polian

INDUCTED 2012

GENERAL MANAGER



Bill Polian: PRO FOOTBALL HALL OF FAME, 2015

Named the sixth general manager in Bills' history on December 30, 1985 ... he assisted on the 1985 draft, which brought Bruce Smith and Andre Reed to the team... in his first offseason as GM, Polian signed quarterback Jim Kelly and center Kent Hull out of the United States Football League... in the middle of the 1986 season, Polian picked Marv Levy to replace Hank Bullough as the Bills' head coach ... he orchestrated the biggest trade in Bills history in 1987 when he acquired linebacker Cornelius Bennett (the second overall pick in the draft that year) in a three-way deal with the Indianapolis Colts and the Los Angeles Rams... the Bills won the AFC East title in 1988 and reached the Super Bowl an unprecedented four straight years, from 1990 to 1993... he spent nine seasons overall in Buffalo and the Bills made the playoffs each of the last five seasons of his tenure.



Andre Reed

83

INDUCTED 2006

WIDE RECEIVER




Andre Reed: PRO FOOTBALL HALL OF FAME, 2014

Played 15 seasons for the Bills from 1985-1999... was the Bills first 4th round selection (86th overall) in the 1985 NFL Draft... selected to the Pro Bowl seven times ... the all-time leading receiver in Bills' history and when he retired he was third on the NFL's all-time list ... currently ranks 11th in NFL history in career receptions (951); 13th all-time in receiving yards (13,198) and tied for 12th all-time in receiving touchdowns (87).


Reed's Bills Stats

Years	1985-99
Games	221
Receptions	941
Yards	13,095
Average	13.9
Touchdowns	86
Long	83t



Jim Ritcher
51
INDUCTED 2004


GUARD



Jim Ritcher: Played 14 seasons with the Bills from 1980-93 and was a steadfast contributor to the Bills success in the early 1990's... was drafted by the Bills with the 16th overall pick in the 1980 NFL draft... voted to the Pro Bowl in 1991 and 1992 and also played in all four of the Bills Super Bowl appearances... ranks third on the Bills all-time list with 203 regular season games played and left the Bills after the '93 season as the all-time leader with 222 total games played for the team... signed with Atlanta in 1994 and saw action in '94 and '95 for the Falcons before retiring in 1996... returned to Buffalo in 1997 to receive the Ralph C. Wilson, Jr. Distinguished Service Award.


Ritcher's Bills Stats

Years	1980-93
Games	222



Lou Saban
INDUCTED 2015


HEAD COACH



Lou Saban: In his nine season as the Head Coach of the Buffalo Bills, Saban compiled a record of 68-45-4 and led the team to AFL Championships in 1964 and 1965...His 68 wins ranks second all-time amongst Bills coaches, only trailing fellow Wall of Famer Marv Levy who finished with 112 victories...In 16 total seasons as a head coach in the AFL and the NFL, Saban compiled a record of 95-99-7. Before his coaching career, Saban was a single-wing quarterback at Indiana University and was the team's MVP in 1942. His collegiate career was cut short by World War II, during which Saban served four years in the Army as a Chinese language interpreter in the China-Burma theater.


Saban's Bills Stats

Years	1962-65, 72-76
Wins	68
Losses	45
Tie	4
Percentage (Includes Postseason)	.598



George Saimes
26
INDUCTED 2000


SAFETY



George Saimes: Joined the Bills as a sixth round draft pick in 1963 following an All-America career as a defensive back and fullback at Michigan State...spent seven seasons as a safety with the Bills and was a key contributor on the Buffalo teams that captured back-to-back AFL titles in 1964 and '65...was selected as an AFL All-Star five times and is a member of the all-time AFL Defensive Team...enjoyed a successful career as an NFL scout, including 15 seasons for the Washington Redskins and later for the Houston Texans...passed away on March 8, 2013.


Saimes' Bills Stats

Years	1963-69
Games	91
Interceptions	22
Yards	238
TD	0



Tom Sestak
70
INDUCTED 1987


DEFENSIVE TACKLE



Tom Sestak: Played with the Bills from 1962-68...a 17th round draft choice in 1962...named to the All-AFL team four times in his career...finished Bills career with 51.0 sacks, including a high of 14.5 in 1964...recorded two INTs in his career and returned both for TDs... despite only playing seven years because of injuries, named to the Bills Silver Anniversary Team in 1984... passed away in March, 1986.


Sestak's Bills Stats

Years	1962-68
Games	96
Sacks	51
Interceptions	2
Yards	21
TD	2



Billy Shaw
66
INDUCTED 1988

GUARD



Billy Shaw: PRO FOOTBALL HALL OF FAME, 1999

Played with the Bills from 1961-69 after being the team's second-round selection in the 1961 AFL draft...became a standout offensive guard while in Buffalo playing in 119 games during his career...played on the Bills AFL Championship teams in 1964 and '65...was a first-team All-AFL selection from 1962-66 and a second-team selection in 1968 and '69...selected to pro football's All-Decade team of the '60s in addition to earning a spot on the all-time AFL squad...in 1999, became only the second former Bill selected to the Pro Football Hall of Fame (O.J. Simpson in 1985) and is the first player elected into the Hall who spent his entire career in the AFL.


Shaw's Bills Stats

Years	1961-69
Games	119



OJ Simpson
32
INDUCTED 1980

RUNNING BACK




OJ Simpson: PRO FOOTBALL HALL OF FAME, 1985

Played in Buffalo from 1969-77...was the 1st overall selection in the 1969 draft...set many NFL rushing records during his career... became the first running back in NFL history to top 2,000 rushing yards in a season and set a single-season record when he ran for 2,003 yards in 1973...led the Bills in rushing each of his nine seasons in Buffalo...selected to five Pro Bowls and was inducted into the Pro Football Hall of Fame in 1985... holds the top three single-season rushing marks in Bills history as well as four of the top five single-game highs...still among the leaders in many Bills career records; second in rushing yards (10,183), sixth in scoring (420 total points).


Simpson's Bills Stats

Years	1969-77
Attempts	2,123
Yards	10,183
Average	4.8
Long	94t
TD	57



Fred Smerlas
76
INDUCTED 2001


NOSE TACKLE



Fred Smerlas: Inducted onto the Bills Wall of Fame on December 16, 2001...played for the Bills from 1979-89 and is a five-time Pro Bowler (1980-83, '88) who was drafted by the team in the second round of the 1979 NFL Draft...the cornerstone of the Bills defense throughout the 1980's... earned the Ralph Wilson Distinguished Service Award in 1999 which honors a former Bills player for his outstanding service to the team...played in 162 games for the Bills and finished with 29.5 sacks.


Smerlas' Bills Stats

Years	1979-89
Games	162
Sacks	29.5
Interceptions	2
Yards	28
TD	1



Bruce Smith
78
INDUCTED 2008

DEFENSIVE END



Bruce Smith: PRO FOOTBALL HALL OF FAME, 2009

Played 15 of his 19 NFL seasons with the Buffalo Bills ... ranks as the NFL's all-time sack leader with 200 career sacks ... named NFL Defensive Player of the Year in 1990 and 1996 ... selected to a Bills record 11 Pro Bowls ... holds Bills records for most career sacks (171.0) and sacks in a season (19.0 in 1990) ... posted double-digit sacks in 12 seasons as a Bill ... first overall selection in the 1985 NFL Draft ... ranks second in NFL history with 14.5 postseason sacks.

Smith's Bills Stats

Years	1985-1999
Games	217
Sacks	171.0
Tackles	1,209
Forced Fumbles	35
Fumble recoveries	14
Interceptions	2




Mike Stratton
58
 INDUCTED 1994

LINEBACKER




Mike Stratton: Played with the Bills from 1962-72...selected in the 13th round of the 1962 draft...had career-high six interceptions his rookie season...returned an interception 26 yards for his only career TD vs. Kansas City in 1963...played on the Bills 1964 and '65 AFL Championship teams...selected to play in the AFL All-Star game from 1963-68...finished with 18 career INTs in 142 games with the Bills (including post-season)...perhaps is best remembered for his hit on San Diego's Keith Lincoln in the 1964 AFL Championship game that knocked the Chargers RB out of the game.

Stratton's Bills Stats	
Years	1962-72
Games	142
Sacks	30.5
Interceptions	18
Yards	204
TD	1



Darryl Talley
56
 INDUCTED 2003


LINEBACKER



QB Jim Kelly...went on to play the next 12 seasons (1983-94) with Buffalo and is one of just 11 individuals to play at least a dozen seasons with the Bills...his 188 regular season games played rank as the fifth-most in team history, his 1,137 tackles rank second, and his 38.5 sacks rank fifth...Talley's defensive leadership and tenacity were as big a factor as any in the team's four straight AFC titles in the early 1990's as he averaged 120 tackles, 3.5 sacks and 6.2 takeaways per season during that run...a two-time Pro Bowl selection (1990 and '91) with Buffalo...after leaving the Bills, he played one season in Atlanta and another in Minnesota before retiring after the '96 season...returned to Buffalo in 2000 to receive the Ralph C. Wilson, Jr. Distinguished Service Award.


Talley's Bills Stats	
Years	1983-94
Games	188
Tackles	1,137
Sacks	38.5
Interceptions	11
FF	14
FR	10

Darryl Talley: Was selected by the Bills in the second round of the 1983 Draft, 39th overall and one pick after the team selected




Steve Tasker
89
 INDUCTED 2007

WIDE RECEIVER / SPECIAL TEAMS




Steve Tasker: Played 13 NFL seasons ... represented the Bills in seven Pro Bowls and was named the game's MVP in 1993 ... NFL's first special teams player to play in seven Pro Bowls ... a standout in kick and punt coverage teams ... had 204 career special teams tackles and seven blocked punts ... held for extra points and field goals ... averaged 10.1 and 21.1 yards per punt and kick return ... caught 51 passes for 779 yards and nine touchdowns ... named to the Pro Football Hall of Fame's All-Time Team in 2000 and the Greater Buffalo Sports Hall of Fame in 2001.

Tasker's Bills Stats	
Years	1986-1997
Games	169
Receptions	51
Yards	779
TDs	9
Special Teams Tackles	204
Blocked Punts	7

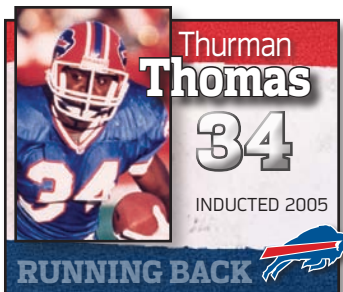


The 12th Man
 INDUCTED 1992



The 12th Man: For their loyalty to the team throughout the years, the fans were honored in 1992 as "The 12th Man"...the team set the NFL record for single-season home attendance (635,889) in 1991...in addition, led the NFL in attendance for six consecutive seasons (1988-93)...selection was announced by owner Ralph Wilson Jr. at the Welcome Home rally following Super Bowl XXVI.

HISTORY



Thurman Thomas: PRO FOOTBALL HALL OF FAME, 2007 A five-time Pro Bowl selection, Thomas was a key contributor to the Bills success throughout the 1990's

and rushed for over 1,000 yards in eight consecutive seasons (1989-96)...was a double threat on the ground and through the air, recording a season of 50+ receptions four times in his career... garnered NFL Most Valuable Player honors in 1991 when he rushed for 1,407 yards, posted 62 receptions for 631 yards and registered 12 combined touchdowns. A member of all of the Bills Super Bowl teams, Thomas was originally drafted by the Buffalo Bills in the second round of the 1988 draft and played 12 years for the team, starting 160 games...finished his career with the Miami Dolphins in 2000 before retiring as a Bill in 2001... Received the Ralph C. Wilson, Jr. Distinguished Service Award.

Thomas' Bills Stats	
Years	1988-99
Games	173
Attempts	2,849
Yards	11,922
Average	4.2
Longest	80t
TD	65



Ralph Wilson, Jr.: PRO FOOTBALL HALL OF FAME, 2009 Founder of the franchise and the only owner in the history of the club until he passed away in 2014...honored for his years of leadership and commitment to the Bills by becoming just the second administrator to be selected for the Wall of Fame (Patrick McGroder in 1985)...a member of the original group of American Football League owners, dubbed the "Foolish Club"...went on to play an instrumental role in the historic merger between the AFL and NFL...in April of 1998, received the "Order of the Leather Helmet" award from the NFL Alumni Association for his contributions to professional football...passed away on March 25, 2014.

BUFFALO BILLS 50TH SEASON ALL-TIME TEAM

The Buffalo Bills announced the 26 members of the Bills 50th Season All-Time Team presented by Tops on April 25, 2009. The players were chosen by fans from a list of nominees that were selected by the Bills Wall of Fame Committee. Below is a list of the Buffalo football legends that made the cut:

QB	Jim Kelly	OL	Ruben Brown	LB	Cornelius Bennett
RB	Thurman Thomas	OL	Jim Ritcher	LB	Shane Conlan
WR	Andre Reed	K	Steve Christie	LB	Mike Stratton
WR	Eric Moulds	P	Brian Moorman	CB	Nate Odomes
WR	James Lofton	ST	Steve Tasker	CB	Butch Byrd
TE	Pete Metzelaars	DL	Bruce Smith	S	Henry Jones
OL	Kent Hull	DL	Fred Smerlas	S	George Saimes
OL	Joe DeLamielleure	DL	Tom Sestak	HC	Marv Levy
OL	Billy Shaw	LB	Darryl Talley		

1960 SEASON STATISTICS | 3rd AFL East | Coach Buster Ramsey

WON 5, LOST 8, TIED 1

Date	W/L	Score	Opponent	Attendance
9/11	L	3-27	at NY Titans	10,200
9/18	L	21-27	Denver	15,229
9/23	W	13-0	at Boston	20,732
10/2	L	10-24	LA Chargers	15,821
10/16	L	13-17	NY Titans	14,988
10/23	W	38-9	Oakland	8,876
10/30	W	25-24	Houston	23,001
11/6	L	28-45	Dallas	19,610
11/13	L	7-20	at Oakland	8,800
11/20	W	32-3	at LA Chargers	16,161
11/27	T	38-38	at Denver	7,785
12/4	W	38-14	Houston	14,335
12/11	L	23-31	at Boston	25,243
12/18	L	7-24	at Dallas	18,000

Yoho	1	0	0	1	0/0	2/5	0	12
Green	2	2	0	0	0/0	0/0	0	12
Hergert	1	0	0	1	0/0	2/4	0	12
O'Connell	1	1	0	0	*1	0/1	0	8
Harper	0	0	0	0	1/2	2/3	0	7
Fowler	1	1	0	0	0/0	0/0	0	6
Matsos	1	0	0	1	0/0	0/0	0	6
Kulbacki	1	1	0	0	0/0	0/0	0	6
Crockett	1	0	1	0	0/0	0/0	0	6
Brubaker	1	0	1	0	0/0	0/0	0	6
Wagstaff	1	0	0	1	0/0	0/0	0	6
Smith	10	1	0	0/0	0/0	0	6	
Brodhead	0	0	0	0	*1	0/0	0	2
BILLS	38	15	19	4	28/35	12/26	296	
OPPONENTS	37	15	19	3	37/37	14/27	303	

*2-Pt. Conversions: BILLS 2-3, OPPONENTS 0-0
SACKS: Torczon 5.0, McMurtry 3.0, Remmert 3.0, Yoho 2.0, Scott 1.0, Sorey 1.0, Others 21.0
BILLS: 36.0
OPPONENTS: 46.0

RUSHING	No.	Yds	Avg	Long	TD
Carlton	137	533	3.9	54t	7
Fowler	93	370	4.0	61	1
Lucas	38	138	2.0	16	2
Kulbacki	41	108	2.6	11	1
Brodhead	15	100	6.6	19	0
Dubenion	16	94	5.9	66t	1
Smith	19	61	3.2	13	0
Atkins	2	47	23.5	36	0
Ford	18	40	2.2	7	0
Green	21	29	1.4	11	2
O'Connell	16	21	1.3	12	1
Harper	1	3	3.0	3	0
BILLS	417	1544	3.7	66t	15
OPPONENTS	438	1724	2.9	—	15

RECEIVING	No.	Yds	Avg	Long	TD
Rychlec	45	590	13.1	36	0
Dubenion	42	752	17.9	76t	7
Carlton	29	477	16.4	70t	4
Chamberlain	17	279	16.4	49t	4
Crockett	14	173	12.4	41t	1
Fowler	10	99	9.9	28	0
Smith	7	127	18.1	58t	1
Brubaker	7	75	10.7	17	1
Lucas	5	58	11.6	17t	1
Hoisington	4	45	11.3	13	0
Kulbacki	2	9	4.5	7	0
Ford	1	5	5.0	5	0
Green	1	0	0.0	0	0
BILLS	184	2689	14.6	76t	19
OPPONENTS	185	2462	13.3	—	19

INTERCEPTIONS	No.	Yds	Avg	Long	TD
Matsos	8	142	17.8	34	1
Wagstaff	6	93	15.5	40t	1
Atkins	5	23	4.6	12	0
Kinard	4	29	7.3	19	0
McCabe	4	0	0.0	0	0
Johnson	2	1	0.5	1	0
Hergert	1	29	29.0	29t	1
Schaffer	1	19	19.0	19	0
Yoho	1	15	15.0	15t	1
Buzynski	1	5	5.0	5	0
BILLS	33	356	10.8	40t	4
OPPONENTS	29	422	14.6	65	2

PUNTING	No	Yds	Avg	Net	TB	IN	Lg	B
Atkins	89	3468	39.0	35.9	2	15	58	0
BILLS	89	3468	39.0	35.9	2	15	50	0
OPPONENTS	77	2896	37.6	34.7	2	19	66	0

PUNT RETURNS	Ret	FC	Yds	Avg	Long	TD
Kulbacki	12	14	100	8.3	33	0
Wegert	4	0	25	6.3	11	0
Lucas	4	7	3	0.8	2	0
Kinard	2	1	24	12.0	—	0
Dubenion	2	1	6	3.0	6	0
Matsos	1	0	20	20.0	20	0
Crockett	1	1	5	5.0	5	0
Lewis	1	0	2	2.0	2	0
Johnson	0	1	0	—	—	0
BILLS	27	25	185	6.9	33	0
OPPONENTS	33	12	232	7.0	—	0

KICKOFF RETURNS	No.	Yds	Avg	Long	TD
Kulbacki	13	226	17.4	24	0
Fowler	12	201	16.8	35	0
Ford	5	106	21.2	34	0
Wegert	4	109	27.3	31	0
Lewis	4	97	24.3	28	0
Dubenion	4	68	17.0	23	0
Smith	2	72	36.0	55	0
Kinard	1	39	39.0	39	0
Chamberlain	1	24	24.0	24	0
Rychlec	1	3	3.0	3	0
BILLS	47	945	20.1	55	0
OPPONENTS	55	1402	25.5	—	0

FIELD GOALS	1-19	20-29	30-39	40-49	50+
Atkins	3-3	1-2	1-6	1-2	0-0
Harper	0-0	0-0	2-3	0-0	0-0
Hergert	0-0	1-1	1-2	0-0	0-0
Yoho	0-0	0-1	0-0	2-4	0-0
O'Connell	0-0	0-1	0-0	0-0	0-0
BILLS	3-3	2-5	4-10	3-6	0-0
OPPONENTS	4-4	3-7	2-6	3-9	2-4

Atkins: (38N)(34N)(22G,37B,37N,45G,15G)(44B)(31N) (16G,13G,30G)(27N) **Harper:** (35G)(34B)(45G)(48G)(44N,23B) **O'Connell:** (25B)

USUAL STARTERS	OFFENSE
LE	81 Tom Rychlec
LT	74 Harold Olson
LG	60 Phil Blazer
C	52 Dan McGrew
RG	77 Don Chelf
RT	75 Bob Sedlock
RE	80 Monte Crockett
FB	30 Wray Carlton
LH	11 Richie Lucas
RH	44 Elbert Dubenion
QB	18 John Green

DEFENSE	
LE	71 Mack Yoho
LT	73 Chuck McMurtry
RT	79 Jim Sorey
RE	87 LaVerne Torczon
LLB	57 Jack Laraway
MLB	56 Archie Matsos
RLB	55 Bernie Buzynski
LCB	45 Richie McCabe
RCB	20 Bill Atkins
LS	22 Jim Wagstaff
RS	24 Billy Kinard

TOUCHDOWNS	38	37
Rushing	15	15
Passing	19	19
Returns	4	3

SCORE BY PERIOD	Q1	Q2	Q3	Q4	OT	PTS
BILLS	61	98	56	81	0	296
OPPONENTS	59	73	83	88	0	303

SCORING	TD	Ru	Pa	Rt	K-PAT	FG	S	Pts
Carlton	11	7	4	0	0/0	0/0	0	66
Dubenion	68	1	7	0	0/0	0/0	0	48
Atkins	0	0	0	0	27/33	6/13	0	45
Chamberlain	4	0	4	0	0/0	0/0	0	24
Lucas	3	2	1	0	0/0	0/0	0	18

PASSING	Att	Cmp	Yds	Cmp%	Yds/Att	TD	TD%	Int	Int%	Long	Sack/Lost	Rating
Green	228	89	1267	39.0	5.56	10	4.4	10	4.4	70t	25/187	54.1
O'Connell	145	65	1033	44.8	7.12	7	4.8	13	9.0	76t	7/45	47.9
Lucas	49	23	314	46.9	6.41	2	4.1	3	6.1	36t	8/48	56.0
Brodhead	25	7	75	28.0	3.00	0	0.0	3	12.0	18	6/59	40.0
BILLS	447	184	2689	41.2	6.02	19	.3	29	6.5	76t	45/333	48.6
OPPONENTS	429	185	2461	43.1	5.74	19	4.4	33	7.7	—	36/331	44.6

HISTORY

1961 SEASON STATISTICS | 4th AFL East | Coach Buster Ramsey

WON 6, LOST 8

Date	W/L	Score	Opponent	Attendance
9/10	L	10-22	Denver	16,636
9/17	W	41-31	NY Titans	15,584
9/23	L	21-23	Boston	21,504
9/30	L	11-19	San Diego	20,742
10/8	W	22-12	at Houston	22,761
10/15	W	27-24	Dallas	20,678
10/22	L	21-52	at Boston	9,398
10/29	L	16-28	Houston	21,237
11/5	L	22-31	Oakland	17,027
11/12	W	30-20	at Dallas	15,000
11/19	W	23-10	at Denver	7,645
11/23	L	14-21	at NY Titans	12,023
12/3	W	26-21	at Oakland	8,011
12/10	L	10-28	at San Diego	24,486

BUF OPP

TOTAL FIRST DOWNS	243	200
Rushing	92	61
Passing	128	124
Penalty	23	15
3rd Down: Made/Att	—	—
3rd Down Pct.	—	—
4th Down: Made/Att	—	—
4th Down: Pct.	—	—

POSSESSION AVG.

TOTAL NET YARDS	3950	4264
Avg per Game	282.1	304.6
Total Plays	940	815
Avg per Play	4.2	5.2

NET YARDS RUSHING	1606	1377
Avg per Game	114.7	98.4
Total Rushes	438	349

NET YARDS PASSING	2344	2887
Avg per Game	167.4	206.2
Sacked/Yards Lost	63/442	36/350
Gross Yards	2786	3237
Att./Completions	439/194	430/206
Completion Pct.	44.2	47.9
Had Intercepted	25	29

PUNTS/AVERAGE

85/44.5 75/38.7

NET PUNTING AVG.

39.0 35.6

PENALTIES/YARDS

65/549 76/693

FUMBLES/BALL LOST

32/17 20/15

TOUCHDOWNS

Rushing 18 9

Passing 15 28

Returns 5 6

SCORE BY PERIOD

BILLS 51 87 38 118 294

OPPONENTS 98 98 88 58 342

SCORING

Carlton 11 7 4 0 0/0 0/0 0 66

Dubention 8 2 6 0 0/0 0/0 0 48

Atkins 1 1 0 02 9/31 2/6 0 41

Carlton 4 4 0 0 0/0 0/0 0 24

Reynolds 4 4 0 0 0/0 0/0 0 24

Baker 3 3 0 0 0/0 0/0 0 18

Bass 3 0 3 0 0/0 0/0 0 18

Bohling	3	2	1	0	0/0	0/0	0	18
Hergert	0	0	0	0	0/0	6/14	0	18
Richards	3	0	0	3	0/0	0/0	0	18
Brown	2	1	0	1	0/0	0/0	0	12
Lucas	1	0	0	1	*3	0/0	0	12
Rychlec	2	0	2	0	0/0	0/0	0	12
Barber	1	0	0	1	0/0	0/0	0	6
Green	1	1	0	0	0/0	0/0	0	6
McDonald	1	0	0	1	0/0	0/0	0	6
Muehlhaupt	1	0	0	1	0/0	0/0	0	6
Shockley	0	0	0	0	0/0	1/2	0	3
Rabb	0	0	0	0	*1	0/0	0	2
Team	0	0	0	0	0/0	0/0	1	2
Yoho	0	0	0	0	0/0	0/4	0	0
BILLS	38	18	15	5	29/31	9/26	1	294
OPPONENTS	43	9	28	6	41/42	13/31	3	42

*2-Pt. Conversions: BILLS 4-7, OPPONENTS 1-1

SACKS: Torczon 8.0, Yoho 6.0, Day 4.5, Barber 2.5, Felton 2.0, Hergert 2.0, Lettner 1.0, McMurtry 2.0, Matsos 1.0, Sorey 1.0, Others 6.0
BILLS: 36.0, OPPONENTS: 63.0

RUSHING

No.	Yds	Avg	Long	TD	
Baker	152	498	3.3	35	3
Carlton	101	311	3.1	27	4
Brown	53	192	3.6	13	1
Dubention	17	173	10.2	72t	2
Reynolds	30	142	4.7	20	4
Bohling	42	134	3.2	18	2
Atkins	2	87	43.5	56t	1
Rabb	13	47	3.6	19	0
Lucas	10	15	1.5	9	0
Green	14	15	1.1	14	1
Bass	2	8	4.0	16	0
Fowler	1	2	2.0	2	0
Rychlec	1	-18	-18.0	-18	0
BILLS	438	1606	3.7	72t	18
OPPONENTS	349	1377	3.9	—	9

RECEIVING

No.	Yds	Avg	Long	TD	
Bass	50	765	15.3	76t	3
Rychlec	33	405	12.3	27	2
Dubention	31	461	14.9	61t	6
Crockett	20	325	16.3	51	0
Richards	19	285	15.0	43t	3
Carlton	17	193	11.4	22	0
Bohling	10	183	18.3	41	1
Baker	6	73	12.2	29	0
Lucas	6	69	11.5	19	0
Chamberlain	1	16	16.0	16	0
Brown	1	11	11.0	11	0
BILLS	194	2786	14.4	76t	15
OPPONENTS	206	3237	15.7	—	28

INTERCEPTIONS

No.	Yds	Avg	Long	TD	
Atkins	10	158	15.8	29	0
Barber	3	30	10.0	21t	1
Wagstaff	3	25	8.3	19	0
Valdez	2	54	27.0	50	0
Felton	2	15	7.5	15	0
Matsos	2	12	6.0	12	0
Crotty	2	0	0.0	0	0
Lucas	2	0	0.0	0	0
McCabe	1	17	17.0	17	0
Hergert	1	0	0.0	0	0
Yoho	1	0	0.0	0	0
BILLS	29	311	10.7	50	1
OPPONENTS	25	398	15.9	—	4

PUNTING	No.	Yds	Avg	Net	TB	In	Lg	B
Atkins	85	3783	44.5	—	9	14	69	1
BILLS	85	3783	44.5	39.0	9	17	69	1
OPPONENTS	75	2897	38.7	35.6	2	17	63	0

PUNT RETURNS

Ret	FC	Yds	Avg	Long	TD	
Bass	8	17	7.5	9.4	32	0
Atkins	2	23	30	15.0	15	0
Brown	2	3	14	7.0	11	0
Wagstaff	1	0	35	35.0	35	0
Valdez	1	0	30	30.0	30	0
Dubention	1	0	3	3.0	3	0
Bohling	4	10	0	0.0	0	0
Richards	0	2	0	0.0	0	0
BILLS	19	34	187	9.8	35	0
OPPONENTS	45	9	291	6.5	57t	1

KICKOFF RETURNS

No.	Yds	Avg	Long	TD	
Dubention	16	329	20.6	33	0
Baker	12	281	23.4	36	0
Bohling	10	246	24.6	44	0
Lucas	7	126	18.0	23	0
Brown	2	105	52.5	93t	1
Carlton	4	60	15.0	23	0
Shockley	2	38	19.0	19	0
Rice	2	13	6.5	13	0
Richards	1	10	10.0	10	0
Crockett	1	0	0.0	0	0
BILLS	57	1208	21.2	93t	1
OPPONENTS	54	1112	20.6	88t	1

FIELD GOALS

1-19	20-29	30-39	40-49	50+	
Atkins	0-0	0-1	2-5	0-0	0-0
Hergert	2-2	1-4	2-5	1-3	0-0
Shockley	0-0	1-1	0-0	0-1	0-0
Yoho	0-0	0-0	0-0	0-4	0-0
BILLS	2-3	2-6	4-10	1-7	0-0
OPPONENTS	6-6	1-4	3-5	2-13	1-1

Atkins: (37G,32N)(39G,37B,36N,29N) Hergert: (12G,28G)(28N,16G,46N,40N,33N)(32G,45G)
 (37G,34B,22N,20N)(38N) Shockley: (46N)(20G)
 Yoho: (45N,49N)(43N,43N)
 OPPONENTS: ((16G,42N,31N)(36G,35G,27N,46G)
 (38G,11G)(41N,48N,14G,46N,54N)(18G,49N)(12G)
 (24N,45N)(47N,48G)(22G,44N,49B,51G)(13G)
 (37N,24N)(42N,44N)(27N)

USUAL STARTERS

OFFENSE		
LE	88	Glenn Bass
LT	75	Ken Rice
LG	66	Billy Shaw
C	50	Al Bemiller
RG	70	Ed Muehlhaupt
RT	74	Harold Olson
RE	74	Tom Rychlec
FB	83	Art Baker
LH	30	Wray Carlton
RH	44	Elbert Dubention
QB	14	M.C. Reynolds

DEFENSE

LE	71	Mack Yoho
LT	73	Chuck McMurtry
RT	79	Jim Sorey
RE	87	LaVerne Torczon
LLB	54	Joe Hergert
MLB	56	Archie Matsos
RLB	64	Stew Barber
LCB	25	Vernon Valdez
RCB	45	Richie McCabe
LS	22	Jim Wagstaff
RS	20	Bill Atkins

PASSING	Att	Cmp	Yds	Cmp%	Yds/Att	TD	TD%	Int	Int%	Long	Sack/Lost	Rating
Reynolds	181	83	1004	45.9	5.55	2	1.1	13	7.2	52	24/169	37.2
Green	126	56	903	44.4	7.17	6	4.8	5	4.0	61	23/159	68.3
Rabb	74	34	586	45.9	7.92	5	6.8	2	2.7	76t	10/64	84.6
Lucas	50	20	282	40.0	5.64	2	4.0	4	8.0	45t	5/41	38.9
O'Connell	5	1	11	20.0	2.20	0	0.0	1	20.0	11	1/9	—
Carlton	2	0	0	0.0	0.00	0	0.0	0	0.0	0	0/0	39.6
Bohling	1	0	0	0.0	0.00	0	0.0	0	0.0	0	0/0	39.6
BILLS	439	194	2786	44.2	6.35	15	3.4	25	5.7	76t	63/442	53.0
OPPONENTS	430	206	3237	47.9	7.53	28	6.5	29	6.7	85t	36/350	67.0

WON 7, LOST 6, TIED 1

Date	W/L	Score	Opponent	Attendance
9/9	L	23-28	Houston	31,236
9/15	L	20-23	Denver	30,577
9/22	L	6-17	NY Titans	24,024
9/30	L	21-41	at Dallas	25,500
10/7	L	14-17	at Houston	26,350
10/13	W	35-10	San Diego	20,074
10/20	W	14-6	Oakland	21,037
10/28	W	45-38	at Denver	26,051
11/3	T	28-28	Boston	33,247
11/11	W	40-20	at San Diego	22,204
11/18	W	10-6	at Oakland	11,700
11/23	L	10-21	at Boston	20,021
12/2	W	23-14	Dallas	35,261
12/8	W	20-3	at NY Titans	16,453

	BUF	OPP
TOTAL FIRST DOWNS	238	229
Rushing	119	89
Passing	96	129
Penalty	23	11
3rd Down: Made/Att	—	—
3rd Down Pct.	—	—
4th Down: Made/Att	—	—
4th Down: Pct.	—	—

	BUF	OPP
POSSESSION AVG.	—	—
TOTAL NET YARDS	4464	4429
Avg per Game	318.9	316.3
Total Plays	875	845
Avg per Play	5.1	5.2

	BUF	OPP
NET YARDS RUSHING	2485	1687
Avg per Game	177.1	120.5
Total Rushes	501	373

	BUF	OPP
NET YARDS PASSING	1984	2742
Avg per Game	141.7	195.9
Sacked/Yards Lost	23/197	32/254
Gross Yards	2181	2996
Att./Completions	351/150	440/215
Completion Pct.	42.7	48.9
Had Intercepted	26	36

PUNTS/AVERAGE 76/38.8 70/38.1

NET PUNTING AVG. 36.5 35.4

PENALTIES/YARDS 74/797 80/786

FUMBLES/BALL LOST 27/12 26/14

	BUF	OPP
TOUCHDOWNS	41	35
Rushing	20	10
Passing	15	24
Returns	6	1

SCORE BY PERIOD	Q1	Q2	Q3	Q4	OT	PTS
BILLS	77	94	60	78		309
OPPONENTS	64	52	73	83		272

SCORING	TD	Ru	Pa	Rt	K-PAT	FG	S	Pts
Gilchrist	15	13	2	0	14/17	8-20	0	128
Dubention	6	0	5	1	0/0	0/0	0	36
Bass	4	0	4	0	0/0	0/0	0	24
Yoho	0	0	0	0	02-02	1-3	0	23

PASSING	Att	Cmp	Yds	Cmp%	Yds/Att	TD	TD%	Int	Int%	Long	Sack/Lost	Rating
Rabb	177	67	1196	37.9	6.8	10	5.6	14	7.9	76t	—	65.4
Kemp	94	51	636	54.3	6.8	3	3.2	4	4.3	49	—	68.4
Dorow	75	30	333	40.0	4.4	2	2.7	7	9.3	34	—	23.9
Crow	4	2	16	50.0	4.0	0	0.0	1	25.0	10	—	20.8
Taseff	1	0	0	0.0	0.0	0	0.0	0	0.0	—	—	39.6
BILLS	351	150	2181	42.7	6.2	15	4.3	26	7.4	76t	23/197	47.0
OPPONENTS	440	215	2996	48.9	6.8	24	5.5	36	8.2	96t	32/254	55.3

Rabb	3	3	0	0	1*	0/0	0	20
Carlton	2	2	0	0	0/0	0/0	0	12
Charon	2	0	2	0	0/0	0/0	0	12
Crow	2	1	1	0	0/0	0/0	0	12
Warlick	2	0	2	0	0/0	0/0	0	12
Baker	1	0	0	1	0/0	0/0	0	6
Kemp	1	1	0	0	0/0	0/0	0	6
Sestak	1	0	0	1	0/0	0/0	0	6
Moore	1	0	0	1	0/0	0/0	0	6
Rychlec	1	0	1	0	0/0	0/0	0	6
Felton	0	0	0	0	-1	0/0	0	6
BILLS	41	20	15	6	34/40	9/23	0	315
OPPONENTS	35	10	24	1	30/33	10/20	0	272

*2-Pt. Conversions: BILLS 1-1, OPPONENTS 1-2

SACKS: Yoho 5.5, Sestak 4.5, Youngelman 3.0, Charon 2.0, Matuszak 2.0, Cannavino 1.0, Matsos 1.0, Moore 1.0, Sorey 1.0, Stratton 1.0, Torczon 1.0, Tracey 1.0, Others 5.0.

BILLS: 29.0
OPPONENTS: 32.0

RUSHING	No.	Yds	Avg	Long	TD
Gilchrist	214	1,096	5.1	44	13
Crow	110	589	5.4	52	1
Carlton	94	530	5.6	51	2
Rabb	37	77	2.1	14	3
Dorow	15	57	3.8	15	0
Kemp	12	56	4.7	28	1
Dubention	7	40	5.7	43	0
Jones	4	17	4.3	11	0
Baker	2	9	4.5	7	0
Wheeler	3	7	2.3	7	0
Henley	3	2	0.7	4	0
BILLS	501	2480	5.0	52	20
OPPONENTS	373	1687	4.5	0	10

RECEIVING	No.	Yds	Avg	Long	TD
Warlick	35	482	13.8	25	2
Dubention	33	571	17.3	75t	5
Bass	32	555	17.3	76t	4
Gilchrist	24	319	13.3	76	2
Crow	8	80	10.0	25	1
Carlton	7	54	7.7	25	0
Rychlec	6	66	11.0	18	1
Baker	3	12	4.0	9	0
Tracey	1	28	28.0	28	0
Crockett	1	14	14.0	14	0
BILLS	150	2181	14.5	76t	15
OPPONENTS	215	2996	13.9	96t	24

INTERCEPTIONS	No.	Yds	Avg	Long	TD
Charon	7	131	18.7	51	1
Edgerson	6	111	18.5	40	0
Stratton	6	99	16.5	42	0
Matuszak	6	46	7.7	25	0
Abruzzese	3	44	14.7	26	0
West	3	24	8.0	24	0
Taseff	2	21	10.5	17	0
Cannavino	1	19	19.0	19	0
Sestak	1	6	6.0	6	1
Moore	1	3	3.0	3	1
Felton	0	1	—	1	0
BILLS	36	505	14.0	51	3
OPPONENTS	26	299	11.5	55	0

PUNTING	No	Yds	Avg	Net	TB	In	Lg	B
Crow	76	2946	38.8	35.1	4	21	59	1
BILLS	76	2946	38.8	35.1	4	21	59	1
OPPONENTS	70	2665	38.1	34.3	5	17	64	3

PUNT RETURNS	Ret	FC	Yds	Avg	Long	TD
West	15	3	124	8.3	45	0
Abruzzese	3	4	17	5.7	10	0
Taseff	4	0	18	4.5	7	0
Sestak	2	0	6	3.0	6	0
Rychlec	1	0	24	24.0	24	0
Cannavino	1	1	3	3.0	3	0
Edgerson	1	1	1	1.0	1	0
Charon	0	0	3	—	3	0
Jones	0	2	0	—	—	0
Team	0	1	0	—	—	0
BILLS	27	12	196	7.3	45	0
OPPONENTS	33	—	202	6.1	47	0

KICKOFF RETURNS	No.	Yds	Avg	Long	TD
Dubention	7	231	33.0	93t	1
Baker	7	220	31.4	100t	1
Gilchrist	7	150	21.4	34	0
Jones	14	287	20.5	27	0
Abruzzese	10	194	19.4	39	0
Henley	5	90	18.0	27	0
Flint	1	4	4.0	4	0
DeLuca	1	0	—	0	0
BILLS	52	176	22.6	100t	2
OPPONENTS	56	1177	21.0	95t	1

FIELD GOALS	1-19	20-29	30-39	40-49	50+
Gilchrist	2-4	2-5	2-3	2-8	0-0
Yoho	0-0	0-0	1-3	0-0	0-0
BILLS	2-4	2-5	3-6	2-8	0-0
OPPONENTS	2-2	4-7	3-7	1-3	0-1

Gilchrist: (40G,44N)(33N,48N)() (46N)() () (46N,33G)(14N,46N)(18G,12G)

(41N,11N,21G,21N)() (27N,37G,26N)(42G,27G)

Yoho: () () () (35N)() (33N)() () () (36G)() ()

OPPONENTS:(29N,45N,48N)(29G,37G,10G)(35G)(32N,32N)(16G,37N)(27G)(22N)(20G)(38N)() (49G,36G,50N)(25N)() (23G)

USUAL STARTERS	OFFENSE	DEFENSE
LE	88	Glenn Bass
LT	77	Stew Barber
LG	66	Billy Shaw
C	50	Al Bemiller
RG	60	Tom Day
RT	74	Harold Olson
RE	84	Ernie Warlick
FB	34	Cookie Gilchrist
LH	30	Wray Carlton
RH	44	Elbert Dubention
QB	17	Warren Rabb

DEFENSE	LE	LT	RT	RE	FB	LH	RH	QB
LE	82	Mack Yoho						
LT	76	Sid Youngelman						
RT	70	Tom Sestak						
RE	75	Nate Borden						
LLB	55	Marv Matuszak						
MLB	56	Archie Matsos						
RLB	58	Mike Stratton						
LCB	47	Willie West						
RCB	24	Booker Edgerson						
LS	23	Carl Taseff						
RS	43	Carl Charon						

1963 SEASON STATISTICS | T-1st AFL East | Coach Lou Saban

WON 7, LOST 6, TIED 1

Date	W/L	Score	Opponent	Attendance
9/8	L	10-14	at San Diego	22,344
9/15	L	17-35	at Oakland	17,568
9/22	T	27-27	Kansas City	33,487
9/28	L	20-31	Houston	32,340
10/5	W	12-0	Oakland	24,486
10/13	W	35-26	at Kansas City	25,519
10/20	L	14-28	at Houston	23,948
10/26	W	28-21	Boston	27,243
11/3	W	30-28	at Denver	19,424
11/9	W	27-17	Denver	30,989
11/17	L	13-23	San Diego	38,592
12/1	L	7-17	at Boston	16,981
12/8	W	45-14	NY Jets	20,222
12/14	W	19-10	at NY Jets	6,526

AFL DIVISIONAL PLAYOFF GAME

12/28	L	8-26	Boston	33,044
-------	---	------	--------	--------

TOTAL FIRST DOWNS

	BUF	OPP
Rushing	107	63
Passing	147	147
Penalty	18	14
3rd Down: Made/Att	—	—
3rd Down Pct.	—	—
4th Down: Made/Att	—	—
4th Down: Pct.	—	—

POSSESSION AVG.

	BUF	OPP
TOTAL NET YARDS	4927	4073
Avg. Per Game	349.6	264.4
Total Plays	912	789
Avg. Per Play	5.4	4.7

NET YARDS RUSHING

	BUF	OPP
Avg. Per Game	131.3	86.9
Total Rushes	455	—

NET YARDS PASSING

	BUF	OPP
Avg. Per Game	218.4	177.4
Sacked/Yards Lost	36/325	38/372
Gross Yards	3382	3228
Att./Completions	457/228	472/218
Completion Pct.	49.7	46.2
Had Intercepted	24	21

PUNTS/AVERAGE

62/40.5	80/40.1
---------	---------

NET PUNTING AVG.

36.5	35.4
------	------

PENALTIES/YARDS

63/532	55/507
--------	--------

FUMBLES/BALL LOST

25/16	19/12
-------	-------

TOUCHDOWNS

	BUF	OPP
Rushing	21	12
Passing	16	24
Returns	2	1

SCORE BY PERIOD

	Q1	Q2	Q3	Q4	OT	PTS
BILLS	60	88	83	73		304
OPPONENTS	58	86	74	73		291

SCORING

	TD	Ru	Pa	Rt	K-PAT	FG	S	Pts
Gilchrist	14	12	2	0	0/0	0/0	0	84
Yoho	0	0	0	0	32/36	10/23	1	64

	Kemp	Dubenion	Ferguson	Miller	Bass	Brown	Charon	Kochman	Rutkowski	Warlick	Stratton	Lamonica	Tracey	Jacobs	BILLS	OPPONENTS
	8 8 0 0	0/0	0/0	0 0 0	0/0	0/0	0 24	3 0 3 0	0/0	0/0	0 18	3 0 3 0	0/0	0/0	0 18	0 18
	1 0 1 0	0/0	0/0	0 0 0	0/0	0 6	1 1 0 0	0/0	0/0	0 6	1 0 1 0	0/0	0/0	0 6	0 6	
	1 0 1 0	0/0	0/0	0 0 0	0/0	0 6	1 0 1 0	0/0	0/0	0 6	1 0 0 1	0/0	0/0	0 6	0 6	
	1 0 1 0	0/0	0/0	0 0 0	*1	0/0	0 0 0	0/0	0/0	0 2	1 0 0 0	*1	0/0	0 2	0 2	
	0 0 0 0	0/0	0/0	0 0 0	0/0	0 1 2	39 21 16 2	32/36	10/23	2 304	37 12 24 1	31/31	10/25	29 1		

2-Pt. Conversions: BILLS 2-3, OPPONENTS 1-2

SACKS: Sestak 7.5, Jacobs 5.0, Yoho 4.5, Youngelman 4.0, Tracey 3.0, Stratton 2.5, Dunaway 2.0, Saimes 1.0, Matuszak 0.5, Others 7.0
BILLS : 38.0
OPPONENTS : 33.0

RUSHING

	No.	Yds	Avg	Long	TD
Gilchrist	232	979	4.4	32	12
Kochman	47	232	4.9	48	0
Kemp	50	239	4.3	26	8
Rutkowski	48	144	3.0	45	0
Carlton	29	125	4.3	19	0
Bass	14	59	4.2	9	0
Saimes	12	41	3.4	7	0
Brown	6	18	3.0	8	1
Lamonica	9	8	0.9	7	0
Crow	6	6	1.0	7	0
BILLS	453	1851	4.0	48	21
OPPONENTS	—	—	—	—	12

RECEIVING

	No.	Yds	Avg	Long	TD
Miller	69	860	12.5	36	3
Dubenion	53	959	17.7	89t	4
Warlick	24	479	20.0	55t	1
Gilchrist	24	211	8.8	42	2
Rutkowski	19	264	13.9	58t	1
Ferguson	9	181	20.1	72t	3
Bass	9	153	17.0	74t	1
Saimes	6	23	3.8	9	0
Crow	5	69	13.8	28	0
Kochman	4	148	29.6	68	1
Brown	3	7	3.5	7	0
Stratton	1	19	19.0	19	0
Carlton	1	9	9.0	9	0
BILLS	227	3382	14.9	89t	16
OPPONENTS	228	3228	14.2	—	2

INTERCEPTIONS

	No.	Yds	Avg	Long	TD
Tracey	5	22	4.4	15	0
West	5	57	11.4	23	0
Saimes	4	29	7.3	16	0
Stratton	3	31	10.3	26	1
Abruzzese	3	9	3.0	9	0
Jacobs	1	8	8.0	8	0
Edgerson	1	0	0.0	0	0
BILLS	22	156	7.1	26	1
OPPONENTS	24	—	—	—	—

PUNTING	No.	Yds	Avg	Net	TB	In	Lg	B
Lamonica	52	2086	40.1	—	4	16	57	1
Crow	10	424	42.4	—	1	3	57	0
BILLS	62	2510	40.5	36.5	5	19	57	1
OPPONENTS	80	3209	40.1	35.4	3	14	68	0

PUNT RETURNS

	Ret	FC	Yds	Avg	Long	TD
Abruzzese	17	8	152	8.9	32	0
West	11	6	86	7.8	24	0
Rutkowski	8	6	67	8.3	29	0
Kochman	1	0	11	11.0	11	0
(Others)	0	2	0	0.0	0	0
BILLS	37	22	316	8.5	32	0
OPPONENTS	21	21	144	6.9	27	0

KICKOFF RETURNS

	No.	Yds	Avg	Long	TD
Rutkowski	13	396	30.5	65	0
Dubenion	13	333	25.6	39	0
Saimes	7	140	20.0	31	0
Abruzzese	6	118	19.7	25	0
West	6	56	9.3	32	0
Brown	2	40	20.0	20	0
Tracey	1	21	21.0	21	0
Rivera	1	20	20.0	20	0
Barber	1	9	9.0	9	0
Patera	1	0	0.0	0	0
Matuszak	1	0	0.0	0	0
BILLS	52	1133	21.8	65	0
OPPONENTS	—	—	—	—	—

FIELD GOALS

	1-19	20-29	30-39	40-49	50+
Yoho	4-4	3-4	2-8	1-7	0-0
BILLS	4-4	3-4	2-8	1-7	0-0
OPPONENTS	2-2	2-3	3-7	3-11	0-2

Yoho : (17G)(32G,38N)(31N,45N)(41G,34G, 22N)(27G)(40N)(46N)(40N,42B,47N)(39B,22G) () (37N,27G,9G)(37N)(13G,37N)(13G)

OPPONENTS : () (34N,44N,44N)(31G)(28G) (47N)(38G,27G,43N,49N,35N)() (23B)(53N) (50N,47N,46G)(39G,47N,15G,41G)(41N,43G) (36N)(17G,34N)

USUAL STARTERS

OFFENSE

LE	81	Bill Miller
LT	77	Stew Barber
LG	66	Billy Shaw
C	50	Al Bemiller
RG	60/64	Tom Day
RT	51	Dave Behrman
RE	84	Ernie Warlick
FB	34	Cookie Gilchrist
LB	40	Ed Rutkowski
RH	44	Elbert Dubenion
QB	15	Jack Kemp

DEFENSE

LE	76	Sid Youngelman
LT	78	Jim Dunaway
RT	70	Tom Sestak
RE	82	Mack Yoho
LLB	85	John Tracey
MLB	54/56	Harry Jacobs
RLB	58	Mike Stratton
LCB	47	Willie West
RCB	24	Booker Edgerson
LS	46	Ray Abruzzese
RS	26	George Saimes

PASSING	Att	Cmp	Yds	Cmp%	Yds/Att	TD	TD%	Int	Int%	Long	Sack/Lost	Rating
Kemp	384	193	2910	50.5	7.59	13	3.4	20	5.2	89t	—	65.4
Lamonica	71	33	437	46.5	6.15	3	4.2	4	5.6	74	—	57.1
Gilchrist	1	1	35	100.0	35.00	0	0.0	0	0.0	35	0/0	118.8
Rutkowski	1	0	0	0.0	0.00	0	0.0	0	0.0	0	0/0	39.6
BILLS	457	227	3382	49.9	7.41	16	3.5	24	5.3	89t	36/325	64.3
OPPONENTS	472	228	3228	48.3	6.84	24	5.1	21	4.4	—	38/372	69.2

WON 12, LOST 2

Date	W/L	Score	Opponent	Attendance
9/13	W	34-17	Kansas City	30,157
9/20	W	30-13	Denver	28,501
9/26	W	30-3	San Diego	40,167
10/3	W	23-20	Oakland	36,461
10/11	W	48-17	at Houston	26,218
10/18	W	35-22	at Kansas City	20,904
10/24	W	34-24	NY Jets	39,621
11/1	W	24-10	Houston	40,119
11/8	W	20-7	at NY Jets	61,929
11/15	L	28-36	Boston	42,308
11/26	W	27-24	at San Diego	34,865
12/6	L	13-16	at Oakland	18,134
12/13	W	30-19	at Denver	14,431
12/20	W	24-14	at Boston	38,021

AFL CHAMPIONSHIP GAME

12/26	W	20-7	San Diego	40,242
-------	---	------	-----------	--------

	BUF	OPP
TOTAL FIRST DOWNS	255	206
Rushing	114	48
Passing	130	145
Penalty	11	13
3rd Down: Made/Att	—	—
3rd Down Pct.	—	—
4th Down: Made/Att	—	—
4th Down: Pct.	—	—

POSSESSION AVG.

	BUF	OPP
TOTAL NET YARDS	5206	3878
Avg per Game	371.9	277.0
Total Plays	924	817
Avg per Play	5.6	4.7

NET YARDS RUSHING

	BUF	OPP
Avg per Game	145.7	65.2
Total Rushes	492	300

NET YARDS PASSING

	BUF	OPP
Avg per Game	226.1	211.8
Sacked/Yards Lost	35/256	50/396
Gross Yards	3422	3361
Att./Completions	397/174	517/241
Completion Pct.	43.8	46.6
Had Intercepted	34	28

PUNTS/AVERAGE

	65/42.7	87/41.9
--	---------	---------

NET PUNTING AVG.

	37.6	—
--	------	---

PENALTIES/YARDS

	62/511	54/577
--	--------	--------

FUMBLES/BALL LOST

	32/18	24/9
--	-------	------

TOUCHDOWNS

	BUF	OPP
Rushing	25	4
Passing	19	24
Returns	4	1

SCORE BY PERIOD

	Q1	Q2	Q3	Q4	OT	PTS
BILLS	95	113	63	129		400
OPPONENTS	53	47	93	49		242

SCORING	TD	Ru	Pa	Rt	K-PAT	FG	S	Pts
Gogolak	0	0	0	0	45/46	19/29	0	102
Dubenion	10	0	10	0	0/0	0/0	0	60
Bass	7	0	7	0	0/0	0/0	0	42
Lamonica	6	6	0	0	2	0/0	0	40
Gilchrist	6	6	0	0	0/0	0/0	0	36
Kemp	5	5	0	0	0/0	0/0	0	30
Smith	4	4	0	0	0/0	0/0	0	24
Auer	3	2	0	1	0/0	0/0	0	18
Carlton	1	1	0	0	0/0	0/0	0	6
Ross	1	1	0	0	0/0	0/0	0	6
Groman	1	0	1	0	0/0	0/0	0	6
Rutkowski	1	0	1	0	0/0	0/0	0	6
Byrd	1	0	0	1	0/0	0/0	0	6
Clarke	1	0	0	1	0/0	0/0	0	6
Sestak	1	0	0	1	0/0	0/0	0	6
McDole	0	0	0	0	0/0	0/0	2	4
Stratton	0	0	0	0	0/0	0/0	1	2
BILLS	48	25	19	4	45/46	19/29	3	400
OPPONENTS	29	4	24	1	22/23	14/27		242

*2 Pt-Conversions: Bills 2-2, OPPONENTS 2-6

SACKS: Sestak 14.5, McDole 5.5, Keating 3.5, Tracey 3.5, Saimes 3.0, Stratton 2.5, Day 2.5, Dunaway 2.0, Jacobs 2.0, Others 11.0

BILLS: 50.0
OPPONENTS: 35.0

RUSHING

	No.	Yds	Avg	Long	TD
Gilchrist	230	981	4.3	67	6
Smith	62	306	4.9	37	4
Lamonica	55	289	5.3	28	6
Auer	63	191	3.0	21	2
Kemp	37	124	3.4	14	5
Carlton	39	114	2.9	11	1
Dubenion	1	20	20.0	20	0
Ross	4	14	3.5	12	1
Hudson	1	1	1.0	1	0
BILLS	492	2040	4.1	67	25
OPPONENTS	300	913	3.0	—	4

RECEIVING

	No.	Yds	Avg	Long	TD
Bass	43	897	20.9	94t	7
Dubenion	42	1139	27.1	72	10
Gilchrist	30	345	11.5	37	0
Warlick	23	478	20.8	45	0
Rutkowski	13	234	18.0	46t	1
Auer	11	166	15.1	43	0
Smith	6	72	12.0	25	0
Groman	4	68	17.0	22t	1
Carlton	2	23	11.5	17	0
BILLS	174	3422	19.7	94t	19
OPPONENTS	241	3361	13.9	—	24

INTERCEPTIONS

	No.	Yds	Avg	Long	TD
Byrd	7	178	25.4	75t	1
Saimes	6	56	9.3	32	0
Edgerson	4	130	32.5	91	0
Tracey	3	12	4.0	6	0
Sykes	2	36	18.0	36	0
Jacobs	2	13	6.5	13	0
Warner	1	30	30.0	30	0
Sestak	1	15	15.0	15t	1
McDole	1	0	0.0	0	0
Stratton	1	0	0.0	0	0
BILLS	28	470	16.8	91	2
OPPONENTS	34	406	11.9	65	0

PUNTING	No	Yds	Avg	Net	TB	Ln	Lg	B
Maguire	65	2777	42.7	37.6	4	23	64	0
BILLS	65	2777	42.7	37.6	4	23	64	0
OPPONENTS	87	3649	41.9	—	—	—	—	1

PUNT RETURNS

	Ret	FC	Yds	Avg	Long	TD
Clarke	33	3	317	9.6	53t	1
Warner	3	0	55	18.3	—	0
Rutkowski	8	7	45	5.6	10	0
Byrd	2	5	4	2.0	4	0
Abruzzese	0	2	0	0.0	0	0
(Others)	0	1	0	0.0	0	0
BILLS	46	18	421	9.2	53t	1
OPPONENTS	24	—	250	10.4	—	0

KICKOFF RETURNS

	No.	Yds	Avg	Long	TD
Rutkowski	21	498	23.7	57	0
Clarke	16	330	20.6	41	0
Warner	5	121	24.2	30	0
Smith	3	68	22.7	28	0
Barber	2	0	0.0	0	0
Maguire	1	0	0.0	0	0
Auer	0	1	0.0	1	0
BILLS	48	1018	21.2	57	0
OPPONENTS	—	—	—	—	—

FIELD GOALS

	1-19	20-29	30-39	40-49	50+
Gogolak	9-9	3-6	5-8	2-3	0-3
BILLS	9-9	3-6	5-8	2-3	0-3
OPPONENTS	4-5	2-2	2-8	5-9	1-3

Gogolak: (13G,13G)(33G,21G,17G)
(39N,28N,13G)(45B)(18G,26G,28N)
(50N)(37B,12G,31G)(57N,17G)(47G,33G)
(41G,33G,35N)(23N,33G)(55N,12G,24G)
() (12G)

OPPONENTS: (10G)(51G,52N,49G,36N)(12G)
(25G,19G)(16B,47G)(46N,38N,31G)(9G,46N)
(49N,49G,37N,50N)(36N)() (27G)(30N,40G)
(30G,32N,45G)(46N)

USUAL STARTERS

OFFENSE		
LE	85	Glenn Bass
LT	77	Stew Barber
LG	66	Billy Shaw
C	53	Walt Czudzik
RG	50	Al Bemiller
RT	79	Dick Hudson
RE	84	Ernie Warlick
FB	34	Cookie Gilchrist
LH	30	Wray Carlton
RH	44	Elbert Dubenion
QB	15	Jack Kemp

DEFENSE

LE	72	Ron McDole
LT	75	Dudley Meredith
RT	70	Tom Sestak
RE	88	Tom Day
LLB	51	John Tracey
MLB	64	Harry Jacobs
RLB	58	Mike Stratton
LCB	24	Booker Edgerson
RCB	42	Butch Byrd
LS	46	Ray Abruzzese
RS	26	George Saimes

PASSING	Att	Cmp	Yds	Cmp%	Yds/Att	TD	TD%	Int	Int%	Long	Sack/Lost	Rating
Kemp	269	119	2285	44.2	8.49	13	4.8	26	9.7	94t	—	50.9
Lamonica	128	55	1137	43.0	8.88	6	4.7	8	6.3	89	—	64.5
BILLS	397	174	3422	43.8	8.62	19	4.8	34	8.6	94t	35/256	54.8
OPPONENTS	517	241	3361	46.6	6.50	24	4.6	28	5.4	—	50/396	60.9

1965 SEASON STATISTICS | 1st AFL East/AFL Champions | Coach Lou Saban

WON 10, LOST 3, TIED 1

Date	W/L	Score	Opponent	Attendance
9/11	W	24-7	Boston	45,502
9/19	W	30-15	at Denver	30,682
9/26	W	33-21	NY Jets	45,056
10/3	W	17-12	Oakland	41,256
10/10	L	3-34	San Diego	45,260
10/17	W	23-7	at Kansas City	26,941
10/24	W	31-13	Denver	45,046
10/31	L	17-19	Houston	44,267
11/7	W	23-7	at Boston	24,415
11/14	W	17-14	at Oakland	19,352
11/25	T	20-20	at San Diego	27,473
12/5	W	29-18	at Houston	23,087
12/12	W	34-25	Kansas City	40,298
12/19	L	12-14	at NY Jets	57,396

AFL CHAMPIONSHIP GAME

12/26	W	23-0	at San Diego	30,361
-------	---	------	--------------	--------

	BUF	OPP
TOTAL FIRST DOWNS	206	226

Rushing	69	65
Passing	119	141
Penalty	18	20
3rd Down: Made/Att	—	—
3rd Down Pct.	—	—
4th Down: Made/Att	—	—
4th Down: Pct.	—	—

	BUF	OPP
POSSESSION AVG.	—	—

	BUF	OPP
TOTAL NET YARDS	3749	4284

Avg per Game	267.8	306.0
Total Plays	882	890
Avg per Play	4.3	4.8

	BUF	OPP
NET YARDS RUSHING	1288	1114

Avg per Game	92.0	79.6
Total Rushes	392	360

	BUF	OPP
NET YARDS PASSING	2461	3170

Avg per Game	175.8	226.4
Sacked/Yards Lost	29/283	28/246
Gross Yards	2744	3416
Att./Completions	461/208	502/227
Completion Pct.	45.1	45.2
Had Intercepted	24	32

	BUF	OPP
PUNTS/AVERAGE	80/43.0	76/40.2

	BUF	OPP
NET PUNTING AVG.	38.7	—

	BUF	OPP
PENALTIES/YARDS	78/685	69/832

	BUF	OPP
FUMBLES/BALL LOST	28/14	33/25

	BUF	OPP
TOUCHDOWNS	33	25

Rushing	16	5
Passing	13	19
Returns	4	1

	Q1	Q2	Q3	Q4	OT	PTS
SCORE BY PERIOD	Q1	Q2	Q3	Q4	OT	PTS

BILLS	76	81	60	96	0	313
OPPONENTS	42	73	39	72	0	226

	TD	Ru	Pa	Rt	K-PAT	FG	S	Pts
SCORING	TD	Ru	Pa	Rt	K-PAT	FG	S	Pts

Gogolak	0	0	0	0	31/31	28/46	0	115
Carlton	7	6	1	0	0/0	0/0	0	42

Joe	6	4	2	0	0/0	0/0	0	36
Kemp	4	4	0	0	0/0	0/0	0	24
Warner	4	0	1	3	0/0	0/0	0	24
Roberson	3	0	3	0	0/0	0/0	0	18
Ferguson	2	0	2	0	0/0	0/0	0	12
Bass	1	0	1	0	0/0	0/0	0	6
Dubention	1	0	1	0	0/0	0/0	0	6
Lamonica	1	1	0	0	0/0	0/0	0	6
Rutkowski	1	0	1	0	0/0	0/0	0	6
Saimes	1	0	0	1	0/0	0/0	0	6
Smith	1	1	0	0	0/0	0/0	0	6
Warlick	1	0	1	0	0/0	0/0	0	6
BILLS	33	16	13	4	31/31	28/46	0	313
OPPONENTS	26	6	19	1	19/20	15/30	2	226

2-Pt Conversions: **BILLS** 0-0, **OPPONENTS** 3-4

SACKS: Sestak 8.0, Day 4.5, Stratton 3.5, Tracey 2.5, Dunaway 1.5, Jacobs 1.0, McDole 1.0, Meredith 1.0, Others 5.0

BILLS: 28.0
OPPONENTS: 29.0

	No.	Yds	Avg	Long	TD
RUSHING	No.	Yds	Avg	Long	TD

Carlton	156	592	3.8	80t	6
Joe	123	377	3.1	30	4
Smith	43	137	3.2	13	1
Stone	19	61	3.2	14	0
Kemp	36	49	1.4	12	4
Lamonica	10	30	3.0	10	1
Maguire	1	21	21.0	21	0
Auer	3	19	6.3	14	0
Warner	1	2	2.0	2	0
BILLS	392	1288	3.3	80t	16
OPPONENTS	360	1114	3.1	—	5

	No.	Yds	Avg	Long	TD
RECEIVING	No.	Yds	Avg	Long	TD

Roberson	31	483	15.6	74t	3
Joe	27	271	10.0	78t	2
Carlton	24	196	8.2	23	1
Costa	21	401	19.1	46	0
Ferguson	21	262	12.5	30t	2
Bass	18	299	16.6	38	1
Dubention	18	281	15.6	46t	1
Rutkowski	18	247	13.7	47t	1
Smith	12	116	9.7	21	0
Warlick	8	112	14.0	27	1
Stone	6	29	4.8	9	0
Mills	1	43	43.0	43	0
Warner	1	11	11.0	11t	1
Tracey	1	2	2.0	2	0
Kemp	1	-9	-9.0	-9	0
BILLS	208	2744	13.2	78t	13
OPPONENTS	227	3416	15.0	—	19

	No.	Yds	Avg	Long	TD
INTERCEPTIONS	No.	Yds	Avg	Long	TD

Clarke	7	60	8.6	40	0
Byrd	5	119	23.8	62	0
Warner	5	84	16.8	23	1
Edgersen	5	55	11.0	19	0
Saimes	4	24	6.0	20	0
Stratton	2	19	9.5	19	0
McDole	1	24	24.0	24	0
Tracey	1	8	8.0	8	0
Day	1	0	0.0	0	0
Jacobs	1	0	0.0	0	0
BILLS	32	393	12.3	62	1
OPPONENTS	24	467	19.5	—	1

	No.	Yds	Avg	Net	TB	In	Lg	B
PUNTING	No.	Yds	Avg	Net	TB	In	Lg	B

Maguire	80	3437	43.0	38.7	6	21	68	0
BILLS	80	3437	43.0	38.7	6	21	68	0
OPPONENTS	76	3053	40.2	—	—	—	—	—

	Ret	FC	Yds	Avg	Long	TD
PUNT RETURNS	Ret	FC	Yds	Avg	Long	TD

Byrd	21	—	201	9.6	30	0
Rutkowski	11	—	127	11.5	33	0
Warner	1	—	16	16.0	16	0
Clarke	1	—	13	13.0	13	0
Hudlow	1	—	12	12.0	12	0
Saimes	0	—	1	1.0	1	0
BILLS	35	16	370	10.6	33	0
OPPONENTS	36	—	222	7.4	—	0

	No.	Yds	Avg	Long	TD
KICKOFF RETURNS	No.	Yds	Avg	Long	TD

Warner	32	825	26.5	102t	2
Rutkowski	5	97	19.4	23	0
Roberson	4	59	14.8	22	0
Hudlow	2	36	18.0	18	0
Maguire	1	5	5.0	5	0
Dunaway	1	0	0.0	0	0
BILLS	45	1022	22.7	102t	2
OPPONENTS	60	1449	24.2	—	0

	1-19	20-29	30-39	40-49	50+
FIELD GOALS	1-19	20-29	30-39	40-49	50+

Gogolak	10-10	8-9	9-15	1-8	0-4
BILLS	10-10	8-9	9-15	1-8	0-4
OPPONENTS	6-9	4-7	4-9	1-4	0-1

Gogolak: (34N,36G,30B)(28G,46N,18G,29B,18G) (53N,33G,22G,27G,9G)(20G)(38G)

(48N,14G,13G,34G)(22G,38N)

(45N,31N,39G,55N)(28G,16G,32G)

(43N,36N,44B,37G)(12G,35N,22G)

(12G,12G,50N,50N,47G,34G,19G)(30G,22G) (40B,42B)

OPPONENTS:(47N)(42N)(24G,23G)(36B,33G,25N)(22B,15G,19G)(38B,15B)(13B,33G,20G)

(16N,31G,30G,13G,8G)(29N)(35N,49N)(37N,9G,14G)(31B,41G,52N)

USUAL STARTERS

	FL	LE	LT	LG	C	RG	RT	RE	FB	HB	QB
OFFENSE	FL	LE	LT	LG	C	RG	RT	RE	FB	HB	QB

	46	80	77	66	60	59	82	84	33	30	15
--	----	----	----	----	----	----	----	----	----	----	----

	Bo Roberson	Charley Ferguson	Stew Barber	Billy Shaw	Dave Behrman	Al Bemiller	Dick Hudson	Paul Costa (8)	Ernie Warlick (6)	Billy Joe	Wray Carlton	Jack Kemp
--	-------------	------------------	-------------	------------	--------------	-------------	-------------	----------------	-------------------	-----------	--------------	-----------

	LE	RT	RE	MLB	FLB	LCB	RCB	LS	RS
DEFENSE	LE	RT	RE	MLB	FLB	LCB	RCB	LS	RS

	72	78	70	88	51	64	58	42
--	----	----	----	----	----	----	----	----

WON 9, LOST 4, TIED 1

Date	W/L	Score	Opponent	Attendance
9/4	L	7-27	at San Diego	27,572
9/11	L	20-42	Kansas City	42,023
9/18	W	58-24	Miami	37,546
9/25	W	27-20	Houston	42,256
10/2	W	29-14	at Kansas City	43,885
10/8	L	10-20	Boston	45,542
10/16	T	17-17	San Diego	45,169
10/30	W	33-23	at NY Jets	61,552
11/6	W	29-0	at Miami	37,177
11/13	W	14-3	NY Jets	45,738
11/20	W	42-20	at Houston	27,312
11/24	W	31-10	at Oakland	36,781
12/4	L	3-14	at Boston	39,350
12/18	W	38-21	Denver	40,583

AFL CHAMPIONSHIP GAME

1/1	L	7-31	Kansas City	42,080
-----	---	------	-------------	--------

	BUF	OPP
TOTAL FIRST DOWNS	255	192
Rushing	110	49
Passing	126	131
Penalty	19	12
3rd Down: Made/Att	—	—
3rd Down Pct.	—	—
4th Down: Made/Att	—	—
4th Down: Pct.	—	—

POSSESSION AVG.

	BUF	OPP
TOTAL NET YARDS	4748	4109
Avg per Game	339.1	293.5
Total Plays	944	842
Avg per Play	5.0	4.9

	NET YARDS RUSHING	1892	1051
Avg per Game	86.5	99.5	
Total Rushes	455	344	

	NET YARDS PASSING	2856	3058
Avg per Game	204.0	218.4	
Sacked/Yards Lost	16/144	32/249	
Gross Yards	3000	3307	
Att./Completions	473/199	466/205	
Completion Pct.	42.1	44.0	
Had Intercepted	21	29	

PUNTS/AVERAGE	69/41.2	84/39.6
----------------------	----------------	----------------

NET PUNTING AVG.	34.5	—
-------------------------	-------------	----------

PENALTIES/YARDS	62/637	55/546
------------------------	---------------	---------------

FUMBLES/BALL LOST	27/15	19/9
--------------------------	--------------	-------------

	TOUCHDOWNS	43	31
Rushing	19	6	
Passing	15	22	
Returns	9	3	

	SCORE BY PERIOD	Q1	Q2	Q3	Q4	OT	PTS
BILLS	47	127	74	110	0	358	
OPPONENTS	75	53	34	93	0	255	

	SCORING	TD	Ru	Pa	Rt	K-PAT	FG	S	Pts
Lusteg	0	0	0	0	41/42	19/37	0	98	
Burnett	8	4	4	0	0/0	0/0	0	48	

Carlton	6	6	0	0	0/0	0/0	0	36
Kemp	5	5	0	0	0/0	0/0	0	32
Spikes	4	3	1	0	0/0	0/0	0	24
Costa	3	0	3	0	0/0	0/0	0	18
Crockett	3	0	3	0	0/0	0/0	0	18
Dubention	2	0	2	0	0/0	0/0	0	12
Rutkowski	2	0	1	1	0/0	0/0	0	12
Byrd	2	0	0	2	0/0	0/0	0	12
Janik	2	0	0	2	0/0	0/0	0	12
Lamonica	1	1	0	0	0/0	0/0	0	6
Ferguson	1	0	1	0	0/0	0/0	0	6
Clarke	1	0	0	1	0/0	0/0	0	6
Dunaway	1	0	0	1	0/0	0/0	0	6
Stratton	1	0	0	1	0/0	0/0	0	6
Warner	1	0	0	1	0/0	0/0	0	6
BILLS	43	19	15	9	41/42	19/37	1	358
OPPONENTS	31	6	22	3	28/28	13/23	2	255

2-Pt. Conversions: Bills 0-1, OPPONENTS 1-3

SACKS: McDole 6.5, Sestak 5.0, Dunaway 3.5, Tracey 3.0, Day 2.0, Schottenheimer 2.0, Stratton 2.0, Costa 1.0, Jacobs 1.0, Janik 1.0, Others 5.0

BILLS: 32.0

OPPONENTS: 16.0

RUSHING	No.	Yds	Avg	Long	TD
Burnett	187	766	4.1	32	4
Carlton	156	696	4.5	23	6
Smith	31	148	4.8	20	0
Kemp	40	130	3.3	26	5
Spikes	28	119	4.3	36	3
Dubention	3	16	5.3	17	0
Lamonica	9	6	0.7	14	1
Costa	0	1	—	0	0
Rutkowski	1	10	10.0	10	0
BILLS	455	1892	4.1	36	19
OPPONENTS	344	1051	3.1	—	6

RECEIVING	No.	Yds	Avg	Long	TD
Dubention	50	747	14.9	44	2
Burnett	34	419	12.3	48	4
Crockett	31	533	17.2	53t	3
Costa	27	400	14.8	50	3
Carlton	21	280	13.3	55	0
Ferguson	16	293	18.3	32	1
Bass	10	130	13.0	19	0
Rutkowski	6	150	25.0	55	1
Spikes	2	45	22.5	27	1
O'Donnell	1	2	2.0	2	0
Smith	1	1	1.0	1	0
BILLS	199	3000	15.1	55	15
OPPONENTS	205	3307	16.1	—	22

INTERCEPTIONS	No.	Yds	Avg	Long	TD
Janik	8	136	17.0	37t	2
Byrd	6	110	18.3	60t	1
Clarke	5	118	23.6	66t	1
Stratton	3	37	12.3	23	0
Jacobs	2	15	7.5	15	0
Saimes	1	32	32.0	32	0
Schottenheimer	1	20	20.0	20	0
McDole	1	4	4.0	4	0
King	1	0	0.0	0	0
Tracey	1	0	0.0	0	0
BILLS	29	472	16.3	66t	4
OPPONENTS	21	303	14.4	65	1

PUNTING	No	Yds	Avg	Net	TB	In	Lg	B
Maguire	69	2841	41.2	34.5	8	14	61	0
BILLS	69	2841	41.2	34.5	8	14	61	0
OPPONENTS	84	3324	39.6	—	—	—	—	1

PUNT RETURNS	Ret	FC	Yds	Avg	Long	TD
Byrd	23	5	186	8.1	72t	1
Rutkowski	18	4	209	11.6	73t	1
Clarke	2	0	12	6.0	7	0
Stratton	0	0	4	2.0	4	0
BILLS	43	9	411	9.6	73t	2
OPPONENTS	20	1	301	15.1	—	2

KICKOFF RETURNS	No.	Yds	Avg	Long	TD
Warner	33	846	25.6	95t	1
Rutkowski	6	121	20.2	32	0
Mills	4	76	19.0	26	0
Ferguson	2	0	0.0	0	0
DeSutter	2	0	0.0	0	0
Prudhomme	1	16	16.0	16	0
Schmidt	1	2	2.0	2	0
Costa	1	0	0.0	0	0
Maguire	1	0	0.0	0	0
O'Donnell	0	3	—	3	0
BILLS	51	1064	20.9	95t	1
OPPONENTS	65	1329	20.4	—	0

FIELD GOALS	1-19	20-29	30-39	40-49	50+
Lusteg	8-10	3-5	4-8	4-10	0-4
BILLS	8-10	3-5	4-8	4-10	0-4
OPPONENTS	3-3	2-3	5-6	3-9	0-2

Lusteg:(44B,42N)(22G,9G)(13G)(50N,47G,32G)(27G,16G,20G)(33N,36N,37G,27N)(42N,34N,41G,23N)(36G,10G,38G,17G)(44N,41N,51N,50N,44G,44G)(150N,47B)(19N,19G)(11G)(39N,16G,15N)
OPPONENTS: (30G,10G)(124G)(47G,35G,55N)(10G,47N,31G,50N)(31G,42N)(28G,49N)(27N)(49N,43G,35B)(49G,35G)(8G)(42N,41B)()

USUAL STARTERS

OFFENSE

FL	44	Eibert Dubention
LE	83	Bobby Crockett
LT	77	Stew Barber
LG	66	Billy Shaw
C	50	Al Bemiller
RG	67	Joe O'Donnell
RT	79	Dick Hudson
RE	82	Paul Costa
FB	30	Wray Carlton
HB	21	Bobby Burnett
QB	15	Jack Kemp

DEFENSE

LE	72	Ron McDole
LT	78	Jim Dunaway
RT	70	Tom Sestak
RE	88	Tom Day
LLB	51	John Tracey
MLB	64	Harry Jacobs
RLB	58	Mike Stratton
LCB	27	Tom Janik
RCB	42	Butch Byrd
LS	45	Hagood Clarke
RS	26	George Saimes

PASSING	Att	Cmp	Yds	Cmp%	Yds/Att	TD	TD%	Int	Int%	Long	Sack/Lost	Rating
Kemp	389	166	2451	42.7	6.30	11	2.8	16	4.1	55	—	56.2
Lamonica	84	33	549	39.3	6.54	4	4.8	5	5.9	55	—	53.1
BILLS	473	199	3000	42.1	6.34	15	3.2	21	4.4	55	16/144	55.6
OPPONENTS	466	205	3307	44.0	7.10	22	4.7	29	6.2	—	32/249	58.1

WON 4, LOST 10

Date	W/L	Score	Opponent	Attendance
9/10	W	20-17	NY Jets	45,748
9/17	L	3-20	Houston	41,384
9/24	L	0-23	Boston	45,748
10/1	L	17-37	San Diego	39,310
10/8	W	17-16	at Denver	35,188
10/15	L	20-24	Oakland	45,758
10/29	L	3-10	at Houston	30,060
11/5	W	35-13	Miami	31,622
11/12	L	10-20	at NY Jets	62,671
11/19	L	20-21	Denver	30,891
11/26	L	14-17	at Miami	27,050
12/3	L	13-23	at Kansas City	41,943
12/9	W	44-16	at Boston	20,627
12/24	L	21-28	at Oakland	30,738

TOTAL FIRST DOWNS

	BUF	OPP
TOTAL FIRST DOWNS	203	201
Rushing	65	73
Passing	119	106
Penalty	19	22
3rd Down: Made/Att	—	—
3rd Down Pct.	—	—
4th Down: Made/Att	—	—
4th Down: Pct.	—	—

POSSESSION AVG.

	BUF	OPP
TOTAL NET YARDS	3588	3447
Avg per Game	256.3	246.2
Total Plays	850	857
Avg per Play	4.2	4.0

NET YARDS RUSHING

	1271	1622
Avg per Game	90.8	115.9
Total Rushes	371	437

NET YARDS PASSING

	2317	1825
Avg per Game	165.5	130.4
Sacked/Yards Lost	45/446	43/366
Gross Yards	2763	2191
Att./Completions	434/183	377/162
Completion Pct.	42.2	43.0
Had Intercepted	34	27
Had Intercepted	29	33

PUNTS/AVERAGE

	77/43.1	74/41.0
NET PUNTING AVG.	37.9	—

PENALTIES/YARDS

	74/828	51/507
FUMBLES/BALL LOST	32/13	26/9

TOUCHDOWNS

	27	33
Rushing	9	11
Passing	14	17
Returns	4	5

SCORE BY PERIOD

	Q1	Q2	Q3	Q4	OT	PTS
BILLS	61	61	47	68		237
OPPONENTS	50	105	49	81		285

SCORING	TD	Ru	Pa	Rt	K-PAT	FG	S	PTS
Mercer	0	0	0	0	25/26	16/28	0	73
Lincoln	9	4	5	0	0/0	0/0	0	54
Powell	4	0	4	0	0/0	0/0	0	24
Carlton	3	3	0	0	0/0	0/0	0	18
Kemp	2	2	0	0	*1	0/0	0	14
Costa	2	2	0	0	0/0	0/0	0	12
Janik	2	0	2	0	0/0	0/0	0	12
Masters	2	0	2	0	0/0	0/0	0	12
Ledbetter	1	0	1	0	0/0	0/0	0	6
Sestak	1	0	1	0	0/0	0/0	0	6
Schottenheimer	1	0	0	1	0/0	0/0	0	6
BILLS	27	9	14	4	25/26	16/28		237
OPPONENTS	33	11	17	5	32/33	17/38		285

***2-Pt. Conversions:** BILLS 1-1, OPPONENTS 0-0

SACKS: Dunaway 6.5, Sestak 6.5, Stratton 5.0, Tracey 4.5, Kindig 2.5, Prudhomme 2.5, Guidry 2.0, Frazier 1.0, McDole 1.0, Petrich 1.0, Meredith 0.5, Others 10.0
BILLS: 43.0
OPPONENTS: 45.0

RUSHING	No.	Yds	Avg	Long	TD
Lincoln	159	601	3.8	28	4
Carlton	107	467	4.4	21	3
Burnett	45	96	2.1	18	0
Bivins	15	58	3.9	43	0
Kemp	36	58	1.6	14	2
Spikes	4	9	2.3	6	0
Donaldson	3	-1	-0.3	2	0
Dubention	2	-17	-8.5	-1	0
BILLS	371	1271	3.4	43	9
OPPONENTS	437	1622	3.7	53	11

RECEIVING	No.	Yds	Avg	Long	TD
Lincoln	41	558	13.6	60t	5
Costa	39	726	18.6	63t	2
Dubention	25	384	15.4	42	0
Powell	20	346	17.3	37t	4
Masters	20	274	13.7	28	2
Burnett	11	114	10.4	38	0
Ledbetter	9	161	17.9	60	1
Carlton	9	97	10.8	24	0
Rutkowski	6	59	9.8	17	0
Donaldson	1	20	20.0	20	0
Tracey	1	15	15.0	15	0
Spikes	1	9	9.0	9	0
BILLS	183	2763	15.1	63t	14
OPPONENTS	162	2191	13.5	56	17

INTERCEPTIONS	No.	Yds	Avg	Long	TD
Janik	10	222	22.2	46	2
Byrd	5	25	5.0	12	0
Schottenheimer	3	88	29.3	45t	1
Edgers	2	25	12.5	25	0
Saimes	2	14	7.0	14	0
Dunaway	1	8	8.0	8	0
Meredith	1	8	8.0	8	0
McDole	1	5	5.0	5	0
Stratton	1	3	3.0	3	0
Tracey	1	3	3.0	3	0
BILLS	27	401	14.9	46	3
OPPONENTS	34	554	16.3	—	2

PUNTING	No.	Yds	Avg	Net	TB	In	Lg	B
Maguire	77	3320	43.1	37.9	5	16	64	0
BILLS	77	3320	43.1	37.9	5	16	64	0
OPPONENTS	74	3032	41.0	—	—	—	—	—

PUNT RETURNS	Ret	FC	Yds	Avg	Long	TD
Byrd	30	5	142	4.7	19	0
Rutkowski	15	4	43	2.9	12	0
King	1	0	12	12.0	12	0
Edgers	1	0	2	2.0	2	0
BILLS	47	9	199	4.2	19	0
OPPONENTS	33	—	301	9.1	—	0

KICKOFF RETURNS	No.	Yds	Avg	Long	TD
Bivins	16	380	23.8	55	0
Smith	16	346	21.6	64	0
King	12	316	26.3	38	0
Rutkowski	3	71	23.7	38	0
Meredith	3	0	0.0	0	0
Guidry	1	0	0.0	0	0
BILLS	51	1113	21.8	64	0
OPPONENTS	56	1292	23.1	—	0

FIELD GOALS	1-19	20-29	30-39	40-49	50+
Mercer	3-3	3-6	4-5	5-13	1-1
BILLS	3-3	3-6	4-5	5-13	1-1
OPPONENTS	3-6	6-10	5-7	3-12	0-3

Mercer: (46B,51G,43G)(47G,40N)(49N,20N,40N)(26G)(32G)() (47G,22N)() (48B,17G,36N)(42N,48N,43G,21G,44N,24N)() (35G,40G)(12G,11G,23G)(30G,39G)

OPPONENTS: (17N,32G,40N,35N)(22G,42G)(33G,23G,49N,20B,44N,44N,45G)(13B,32G,30G,25G)(48N,47N,14B,42N,45N)(54N,31G,53N)(25G)(51N)(48G,14G,29B,20G)() (24B,17G)(17G,25G,20G)(40N)(38N)

USUAL STARTERS

OFFENSE		
FL	44	Elbert Dubention
LE	84	Art Powell
LT	77	Stew Barber
LG	66	Billy Shaw
C	50	Al Bemiller
RG	67	Joe O'Donnell
RT	79	Dick Hudson
RE	82	Paul Costa
FB	30	Wray Carlton
HB	20	Keith Lincoln
QB	15	Jack Kemp

DEFENSE		
LE	72	Ron McDole
LT	78	Jim Dunaway
RT	70	Tom Sestak
RE	65	Remi Prudhomme
LLB	51	John Tracey
MLB	64	Harry Jacobs
RLB	58	Mike Stratton
LCB	24	Booker Edgers
RCB	42	Butch Byrd
LS	27	Tom Janik
RS	26	George Saimes

PASSING	Att	Cmp	Yds	Cmp%	Yds/Att	TD	TD%	Int	Int%	Long	Sack/Lost	Rating
Kemp	369	161	2503	43.6	6.78	14	3.8	26	7.0	63t	—	50.0
Flores	64	22	260	34.4	4.06	0	0.0	8	12.5	59	—	8.1
Rutkowski	1	0	0	0.0	0.00	0	0.0	0	0.0	0	—	39.6
BILLS	434	183	2763	42.2	4.84	14	3.2	34	7.8	63t	45/446	41.9
OPPONENTS	377	162	2191	43.0	4.34	17	4.5	27	7.2	56	43/366	47.3

WON 1, LOST 12, TIED 1

Date	W/L	Score	Opponent	Attendance
9/8	L	7-16	Boston	38,865
9/15	L	6-48	Oakland	43,056
9/22	L	23-34	at Cincinnati	24,405
9/29	W	37-35	NY Jets	38,044
10/5	L	7-18	Kansas City	40,748
10/12	T	14-14	at Miami	28,559
10/20	L	6-23	at Boston	21,082
10/27	L	7-30	Houston	34,339
11/3	L	21-25	at NY Jets	61,452
11/10	L	17-21	Miami	28,751
11/17	L	6-21	San Diego	27,993
11/24	L	32-34	at Denver	35,142
11/28	L	10-13	at Oakland	39,883
12/7	L	6-35	at Houston	34,110

	BUF	OPP
TOTAL FIRST DOWNS	159	210
Rushing	71	85
Passing	72	103
Penalty	16	22
3rd Down: Made/Att	—	—
3rd Down Pct.	—	—
4th Down: Made/Att	—	—
4th Down: Pct.	—	—

	BUF	OPP
POSSESSION AVG.	—	—
TOTAL NET YARDS	3870	4225
Avg per Game	205.0	301.8
Total Plays	844	876
Avg per Play	3.4	4.8

	BUF	OPP
NET YARDS RUSHING	1527	2021
Avg per Game	109.1	144.4
Total Rushes	400	505

	BUF	OPP
NET YARDS PASSING	2689	2461
Avg per Game	95.9	157.4
Sacked/Yards Lost	39/391	31/273
Gross Yards	1741	2477
Att./Completions	405/168	340/143
Completion Pct.	41.5	42.1
Had Intercepted	28	22

PUNTS/AVERAGE	100/41.8	75/39.7
NET PUNTING AVG.	35.1	—

PENALTIES/YARDS	67/687	66/540
FUMBLES/BALL LOST	23/14	24/13

	BUF	OPP
TOUCHDOWNS	22	41
Rushing	9	15
Passing	7	19
Returns	6	7

	Q1	Q2	Q3	Q4	OT	PTS
SCORE BY PERIOD						
BILLS	46	57	26	70	0	199
OPPONENTS	64	104	87	112	0	367

	TD	Ru	Pa	Rt	K-PAT	FG	S	PTS
SCORING								
Alford	0	0	0	0	15/15	14/24	0	57
McDermott	4	3	1	0	0/0	*1	0	26
Cappadona	3	1	2	0	0/0	*1	0	20
Anderson	3	2	0	1	0/0	0/0	0	18

Costa	2	1	0	0/0	0/0	0	12	
Edgersen	2	0	2	0/0	0/0	0	12	
Moses	2	0	2	0/0	0/0	0	12	
Byrd	1	0	0	1/0	0/0	0	6	
Clarke	1	0	0	1/0	0/0	0	6	
Gregory	1	1	0	0/0	0/0	0	6	
Janik	1	0	0	1/0	0/0	0	6	
Ledbetter	1	0	1	0/0	0/0	0	6	
Rutkowski	1	1	0	0/0	0/0	0	6	
Mercer	0	0	0	4/4	0/4	0	4	
Guidry	0	0	0	0/0	0/4	1	2	
BILLS	22	9	7	6	19/19	14/28	1	199
OPPONENTS	41	15	19	7	39/40	28/46	3	377

*2-Pt. Conversions: **BILLS** 2-3, **OPPONENTS** 0-0

SACKS: McDole 5.5, Sestak 5.0, Stratton 4.5, Guidry 3.5, Dunaway 3.0, Jacobs 2.0, Saimes 2.0, Tatarek 2.0, Day 1.5, Janik 1.0, Schottenheimer 1.0

BILLS: 31.0
OPPONENTS: 39.0

	RUSHING	No.	Yds	Avg	Long	TD
Anderson	147	525	3.6	45	2	
Gregory	52	283	5.4	67	1	
Cappadona	73	272	3.7	33t	1	
McDermott	47	102	2.2	17	3	
Rutkowski	20	96	4.8	33	1	
Lincoln	26	84	3.2	24	0	
Masters	6	70	11.7	35	0	
Brown	3	39	13.0	27	0	
Stephenson	4	30	7.5	12	0	
Costa	2	11	5.5	6t	1	
Darragh	13	11	0.8	8	0	
McGuire	1	6	6.0	6	0	
Patrick	1	2	2.0	2	0	
Moses	5	-4	-0.8	19	0	
BILLS	400	1527	3.8	67	9	
OPPONENTS	505	2021	4.0	—	15	

	RECEIVING	No.	Yds	Avg	Long	TD
Moses	42	633	15.1	55t	2	
Trapp	24	235	9.8	27	0	
Anderson	22	140	6.4	23	0	
McDermott	20	115	5.8	37	1	
Cappadona	18	92	5.1	21t	2	
Costa	15	172	11.5	27	1	
Masters	8	101	12.6	21	0	
Crockett	6	76	12.7	23	0	
Gregory	5	21	4.2	8	0	
Ledbetter	4	94	23.5	43	1	
Rutkowski	1	27	27.0	27	0	
Patrick	1	5	5.0	5	0	
Lincoln	1	3	3.0	3	0	
Bemiller	1	0	0.0	0	0	
BILLS	168	1714	10.2	55t	7	
OPPONENTS	143	2477	17.3	—	19	

	INTERCEPTIONS	No.	Yds	Avg	Long	TD
Byrd	6	76	12.7	53t	1	
Janik	3	137	45.7	100t	1	
Edgersen	4	100	25.0	45t	2	
McDole	2	47	23.5	42	0	
Saimes	2	36	18.0	19	0	
Pitts	2	21	10.5	17	0	
Schottenheimer	1	22	27.0	21	0	
Guidry	1	21	21.0	21	0	
Stratton	1	15	15.0	15	0	
BILLS	22	475	21.6	100t	4	
OPPONENTS	28	472	16.9	65	6	

	PUNTING	No	Yds	Avg	Net	TB	In	Lg	B
Maguire	100	4175	41.8	35.1	7	24	61	1	
BILLS	100	3471	41.8	35.1	7	24	61	1	
OPPONENTS	75	2978	39.7	—	—	—	—	—	

	PUNT RETURNS	Ret	FC	Yds	Avg	Long	TD
Clarke	29	2	241	8.3	82t	1	
Rutkowski	8	3	23	2.9	10	0	
Trapp	5	0	26	5.2	11	0	
Byrd	2	1	11	5.5	11	0	
BILLS	44	6	301	6.8	82t	1	
OPPONENTS	45	—	521	11.6	—	1	

	KICKOFF RETURNS	No.	Yds	Avg	Long	TD
Anderson	39	971	24.9	100t	1	
Brown	12	274	22.8	32	0	
Mitchell	5	98	19.6	24	0	
Rutkowski	5	87	17.4	26	0	
Costa	5	68	13.6	33	0	
Ledbetter	0	18	18.0	18	0	
McDermott	1	16	16.0	16	0	
Maguire	1	5	5.0	5	0	
Barber	1	0	0.0	0	0	
BILLS	69	1537	22.3	100t	1	
OPPONENTS	49	1062	21.7	—	17	

	FIELD GOALS	1-19	20-29	30-39	40-49	50+
Alford	4-4	5-5	2-5	1-8	1-2	—
Mercer	0-0	0-0	0-1	0-3	0-0	—
BILLS	4-4	5-5	2-6	1-11	1-2	—
OPPONENTS	11-11	7-8	9-12	1-10	0-5	—

Mercer: (42N,47B)() (43N,38B)
Alford: (35G,41G,37G)() (53G,20G,36N)(16G,11G)(45N)(32N)(26G)(25G,16G)(45N,45B,42N,18G)(41N,26G,52N,42N)(40N,28G,36G)
OPPONENTS: (10G,28G,30G)(44N,22G,9G)(11G,30B,39G,32N)(37N)(52B,51N,18G,12G,16G,15G)(41B)(39G,51N,20G,49N,16G)(39G,44B,22G,42N,19G)(26N,47B,32G,9G,32G,27G,35G,27G)(42N)() (42N,25N,42G,12G)(50N,39G,50N,47N,33G)

	USUAL STARTERS	OFFENSE
FL	25	Haven Moses
LE	28	Richard Trapp
LT	77	Stew Barber
LG	66	Billy Shaw
C	50	Al Bemiller
RG	61	Bob Kalsu
RT	62	Dick Cunningham
RE	82	Paul Costa
FB	36	Bob Cappadona
HB	22	Max Anderson
QB	10	Dan Darragh

	DEFENSE
LE	72 Ron McDole
LT	78 Jim Dunaway
RT	70 Tom Sestak
RE	89 Tom Day
LLB	59 Paul Guidry
MLB	64 Harry Jacobs
RLB	58 Mike Stratton
LCB	24 Booker Edgersen
RCB	42 Butch Byrd
LS	26 George Saimes
RS	27 Tom Janik

	PASSING	Att	Cmp	Yds	Cmp%	Yds/Att	TD	TD%	Int	Int%	Long	Sack/Lost	Rating
Darragh	215	92	917	42.8	4.27	3	1.4	14	6.5	41	—	—	33.0
Rutkowski	100	41	380	41.0	3.80	0	0.0	6	6.0	37	—	—	27.1
Stephenson	79	29	364	36.7	4.61	4	5.1	7	8.9	55t	—	—	31.8
McDermott	3	2	35	66.7	11.67	0	0.0	0	0.0	27	—	—	106.3
Flores	5	3	15	60.0	3.00	0	0.0	1	20.0	12	—	—	25.0
Russell	2	1	3	50.0	1.50	0	0.0	0	0.0	3	—	—	56.3
Anderson	1	0	0	0.0	0.00	0	0.0	0	0.0	0	—	—	39.6
BILLS	405	168	1714	41.5	4.23	7	1.7	28	6.9	55t	39/371	—	31.2
OPPONENTS	340	143	2477	42.1	7.29	19	5.6	22	6.5	—	31/273	—	59.2

WON 4, LOST 10

Date	W/L	Score	Opponent	Attendance
9/14	L	19-33	NY Jets	46,165
9/21	L	3-17	Houston	40,146
9/28	W	41-28	Denver	40,302
10/5	L	14-28	at Houston	46,485
10/11	W	23-16	Boston	46,201
10/19	L	21-50	at Oakland	54,418
10/26	L	6-24	at Miami	39,837
11/2	L	7-29	Kansas City	45,844
11/9	L	6-16	at NY Jets	62,680
11/16	W	28-3	Miami	32,686
11/23	L	21-35	at Boston	25,584
11/30	W	16-13	Cincinnati	35,122
12/7	L	19-22	at Kansas City	47,112
12/14	L	6-45	at San Diego	47,582

	BUF	OPP
TOTAL FIRST DOWNS	224	236
Rushing	83	106
Passing	122	118
Penalty	19	12
3rd Down: Made/Att	—	—
3rd Down Pct.	—	—
4th Down: Made/Att	—	—
4th Down: Pct.	—	—

POSSESSION AVG.

	BUF	OPP
TOTAL NET YARDS	3867	4344
Avg per Game	276.2	310.3
Total Plays	868	852
Avg per Play	4.5	5.1

NET YARDS RUSHING

	BUF	OPP
Avg per Game	108.7	132.7
Total Rushes	384	454

NET YARDS PASSING

	BUF	OPP
Avg per Game	167.5	177.6
Sacked/Yards Lost	42/371	31/296
Gross Yards	2716	2772
Att./Completions	442/215	368/175
Completion Pct.	48.6	47.6
Had Intercepted	30	19

PUNTS/AVERAGE

	BUF	OPP
PUNTS/AVERAGE	78/44.5	62/42.7

NET PUNTING AVG.

	BUF	OPP
NET PUNTING AVG.	37.5	—

PENALTIES/YARDS

	BUF	OPP
PENALTIES/YARDS	67/632	71/719

FUMBLES/BALL LOST

	BUF	OPP
FUMBLES/BALL LOST	35/21	25/19

TOUCHDOWNS

	BUF	OPP
TOUCHDOWNS	26	40
Rushing	7	17
Passing	17	21
Returns	2	2

SCORE BY PERIOD

	Q1	Q2	Q3	Q4	OT	PTS
BILLS	46	47	77	60	0	230
OPPONENTS	84	106	52	117	0	359

2-Pt. Conversions: BILLS 0-2, OPPONENTS 0-0

SACKS: Tatarek 6.0, Stratton 5.5, McDole 5.0, McMath 3.0, Saines 2.0, Chandler 1.0, Guidry 1.0, Harvey 1.0, Jacobs 1.0, Richardson 1.0, Dunaway 0.5, Others 4.0
BILLS: 31.0
OPPONENTS: 42.0

RUSHING

	No.	Yds	Avg	Long	TD
Simpson	181	697	3.9	32	2
Patrick	83	361	4.3	72	3
Enyart	47	191	4.1	26	1
Kemp	37	124	3.4	13	0
Anderson	13	74	5.7	16	1
Harris	10	25	2.5	9	0
Ridlehuber	4	25	6.3	11	0
Darragh	6	14	2.3	8	0
Sherman	2	14	7.0	10	0
Masters	1	-3	-3.0	-3	0
BILLS	384	1522	4.0	72	7
OPPONENTS	454	1858	4.1	44t	17

RECEIVING

	No.	Yds	Avg	Long	TD
Moses	39	752	19.3	55t	5
Patrick	35	229	6.5	19	0
Masters	33	387	11.7	31	1
Briscoe	32	532	16.6	50t	5
Simpson	30	343	11.4	55t	3
Enyart	19	186	9.8	32	2
Thornton	14	134	9.6	21	0
Anderson	7	65	9.3	22	0
Crockett	4	50	12.5	19	0
Grate	1	19	19.0	19t	1
James	1	19	19.0	19	0
BILLS	215	2716	12.6	55t	17
OPPONENTS	175	2772	15.8	62	21

INTERCEPTIONS

	No.	Yds	Avg	Long	TD
Byrd	7	95	13.6	32	1
Saines	3	47	15.7	28	0
Guidry	2	39	19.5	39	0
Pitts	2	40	20.0	38	0
Richardson	2	17	8.5	17	0
Jacobs	2	13	6.5	12	0
Edgerson	1	0	0.0	0	0
BILLS	19	251	13.2	39	1
OPPONENTS	30	449	15.0	51	2

PUNTING

	No.	Yds	Avg	Net	TB	In	Lg	B
Maguire	78	3471	44.5	37.5	4	19	78	1
BILLS	78	3471	44.5	37.5	4	19	78	1
OPPONENTS	62	2647	42.7	—	—	—	57	—

PUNT RETURNS

	Ret	FC	Yds	Avg	Long	TD
Anderson	19	4	142	7.5	30	0
Byrd	7	2	37	5.3	32	0
Reeves	2	2	3	1.5	3	0
Ridlehuber	1	0	3	3.0	3	0
James	1	0	2	2.0	2	0
Richardson	1	0	0	0.0	0	0
BILLS	31	8	187	6.0	32	0
OPPONENTS	45	—	466	10.4	—	—

KICKOFF RETURNS

	No.	Yds	Avg	Long	TD
Thornton	30	749	25.0	58	0
Simpson	21	529	25.2	73	0
Anderson	4	86	21.5	28	0
Crawford	3	74	24.7	31	0
Collins	2	14	7.0	14	0
Enyart	1	12	12.0	12	0
Harvey	1	11	11.0	11	0
BILLS	62	1475	23.8	73	0
OPPONENTS	55	1322	24.0	—	—

FIELD GOALS

	1-19	20-29	30-39	40-49	50+
Alford	5-6	7-10	4-5	1-5	0-0
BILLS	5-6	7-10	4-5	1-5	0-0
OPPONENTS	5-5	9-11	6-9	5-14	1-2

Alford: (35G,10G)(14G)(39B,27G,30G)(44N)(24G,22G,22G)(14G,22N,9G)(45N)(13B,28N,43N,20G,29G)(1)(33G,24G,35G,24B)(16G,47N,44G)()

OPPONENTS: (9G,26G,41G,45N,21G)(21G,23N)(30N)(54N,44B,40N,45N)(47N,32G,29N)(20G,36G)(12G)(47G,34G,37G,44G,18G)(37G,25G,47N,47G)(21G,37N)(49N,30N)(16G,26G,45N)(52G,8G,47G,20G,25G)(33G,48N)

USUAL STARTERS

OFFENSE		
LT	77	Stew Barber
LG	66	Billy Shaw
C	50	Al Bemiller
RG	67	Joe O' Donnell
RT	79	Paul Costa
TE	87	Billy Masters
WR	25	Haven Moses
RB	30	Wayne Patrick
RB	32/33	Oj Simpson
QB	15	Jack Kemp

DEFENSE		
LE	72	Ron McDole
LT	78	Jim Dunaway
RT	71	Bob Tatarek
RE	76	Mike McMath
LLB	59	Paul Guidry (8)
	52	Edgar Chandler (6)
MLB	64	Harry Jacobs
RLB	58	Mike Stratton
LCB	24	Booker Edgerson
RCB	42	Butch Byrd
LS	48	John Pitts
RS	26	George Saines (5)
	47	Pete Richardson (5)

PASSING	Att	Cmp	Yds	Cmp%	Yds/Att	TD	TD%	Int	Int%	Long	Sack/Lost	Rating
Kemp	344	170	1981	49.4	5.76	13	3.8	22	6.4	55t	21/187	53.2
Darragh	52	24	365	46.2	7.02	1	1.9	6	11.5	53	11/103	36.6
Harris	36	15	270	41.7	7.50	1	2.8	1	2.8	55	9/70	65.7
Flores	5	2	16	40.0	3.20	0	0.0	0	0.0	—	1/11	48.8
Sherman	2	2	20	100.0	10.00	1	50.0	0	0.0	19t	0/0	147.9
Ridlehuber	1	1	45	100.0	45.00	1	100.0	0	0.0	45t	0/0	158.3
Maguire	1	1	19	100.0	19.00	0	0.0	0	0.0	19	0/0	118.8
Briscoe	1	0	0	0.0	0.00	0	0.0	1	100.0	0	0/0	—
Anderson	1	0	0	0.0	0.00	0	0.0	0	0.0	0	0/0	39.6
BILLS	442	215	2716	48.6	6.14	17	3.8	30	6.8	55t	42/371	66.1
OPPONENTS	368	175	2772	47.6	7.53	21	5.7	19	5.2	62	31/296	70.6

HISTORY

WON 3, LOST 10, TIED 1

Date	W/L	Score	Opponent	Attendance
9/20	L	10-25	Denver	34,882
9/27	L	0-19	Los Angeles	46,206
10/4	W	34-31	NY Jets	46,206
10/11	L	10-23	at Pittsburgh	42,140
10/18	L	14-33	Miami	41,312
10/25	W	10-6	at NY Jets	62,712
11/1	W	45-10	at Boston	31,148
11/8	L	14-43	Cincinnati	43,587
11/15	T	17-17	at Baltimore	60,240
11/22	L	13-31	at Chicago	41,015
11/29	L	10-14	Boston	31,427
12/6	L	6-20	at NY Giants	62,870
12/13	L	14-20	Baltimore	34,346
12/20	L	7-45	at Miami	70,990

	BUF	OPP
TOTAL FIRST DOWNS	203	213
Rushing	71	87
Passing	120	103
Penalty	12	23
3rd Down: Made/Att	—	—
3rd Down Pct.	—	—
4th Down: Made/Att	—	—
4th Down: Pct.	—	—

POSSESSION AVG.

	BUF	OPP
TOTAL NET YARDS	3895	3806
Avg per Game	278.2	271.9
Total Plays	822	853
Avg per Play	4.7	4.5

	BUF	OPP
NET YARDS RUSHING	1465	1718
Avg per Game	104.6	122.7
Total Rushes	367	484

	BUF	OPP
NET YARDS PASSING	2430	2088
Avg per Game	173.6	149.1
Sacked/Yards Lost	53/486	31/246
Gross Yards	2916	2334
Att./Completions	402/213	338/157
Completion Pct.	53.0	46.4
Had Intercepted	26	11

	BUF	OPP
PUNTS/AVERAGE	83/38.9	76/43.9

	BUF	OPP
NET PUNTING AVG.	34.9	—

	BUF	OPP
PENALTIES/YARDS	99/1108	73/814

	BUF	OPP
FUMBLES/BALL LOST	37/26	23/15

	BUF	OPP
TOUCHDOWNS	25	35
Rushing	8	16
Passing	13	15
Returns	4	4

	Q1	Q2	Q3	Q4	OT	PTS
SCORE BY PERIOD						
BILLS	54	70	21	59	0	204
OPPONENTS	67	96	84	90	0	337

SCORING	TD	Ru	Pa	Rt	K-PAT	FG	S	Pts
Guthrie	0	0	0	0	24/25	10/19	0	54
Briscoe	8	0	8	0	0/0	0/0	0	48
Simpson	6	5	0	1	0/0	0/0	0	36
Grate	2	0	2	0	0/0	0/0	0	12
Jones	2	1	0	1	0/0	0/0	0	12
Moses	2	0	2	0	0/0	0/0	0	12
Byrd	1	0	0	1	0/0	0/0	0	6
Chandler	1	0	0	1	0/0	0/0	0	6
Enyart	1	0	1	0	0/0	0/0	0	6
Pate	1	1	0	0	0/0	0/0	0	6
Patrick	1	1	0	0	0/0	0/0	0	6
BILLS	25	8	13	4	24/25	10/19	0	204
OPPONENTS	35	16	15	4	35/35	30/46	337	

SACKS: Cowlings 5.0, Guidry 4.0, McDole 3.0, McBath 2.0, Dunaway 1.5, Stratton 1.5, Chandler 1.0, McCaffrey 1.0, Richardson 1.0, Tatarek 1.0, Others 10.0
BILLS: 31.0
OPPONENTS: 53.0

RUSHING	No.	Yds	Avg	Long	TD
Simpson	120	488	4.1	56t	5
Patrick	66	259	3.9	20	1
Shaw	39	210	5.4	20	0
Enyart	58	196	3.4	17	0
Pate	46	162	3.5	18	1
Jones	31	113	3.6	17	1
Darragh	1	26	26.0	26	0
Briscoe	3	19	6.3	11	0
Harris	3	-8	-2.7	1	0
BILLS	367	1465	4.0	56t	8
OPPONENTS	484	1718	3.5	53	16

RECEIVING	No.	Yds	Avg	Long	TD
Briscoe	57	1036	18.2	48	8
Moses	39	726	18.6	45	2
Enyart	35	235	6.7	37t	1
Pate	19	103	5.4	21	0
Patrick	16	142	8.9	38	0
Denney	14	201	14.4	31	0
Simpson	10	139	13.9	36	0
Jones	8	89	11.1	34	0
Grate	7	147	21.0	32	2
Alexander	4	51	12.8	16	0
Moss	2	31	15.5	22	0
Glosson	2	16	8.0	14	0
BILLS	213	2916	13.7	48	13
OPPONENTS	157	2334	14.9	72t	15

INTERCEPTIONS	No.	Yds	Avg	Long	TD
Richardson	5	46	9.2	22	0
Byrd	4	63	15.8	33	1
Chandler	1	59	59.0	59t	1
Pitts	1	11	11.0	11	0
BILLS	11	179	16.3	59t	2
OPPONENTS	26	334	12.8	86	0

PUNTING	No	Yds	Avg	Net	TB	In	Lg	B
Maguire	83	3228	38.9	34.9	2	13	58	1
BILLS	83	3228	38.9	34.9	2	13	58	1
OPPONENTS	76	3343	44.0	—	—	—	57.0	—

PUNT RETURNS	Ret	FC	Yds	Avg	Long	TD
Pharr	23	4	184	8.0	54	0
Hill	19	2	102	5.4	24	0
Allen	2	2	10	5.0	8	0
Alexander	1	1	2	2.0	2	0
BILLS	45	9	298	6.6	54	0
OPPONENTS	42	23	291	6.9	45	0

KICKOFF RETURNS	No.	Yds	Avg	Long	TD
Alexander	12	204	17.0	30	0
Hill	9	165	18.3	31	0
Simpson	7	333	47.6	95t	1
Jones	7	162	23.1	52t	1
Moss	6	131	21.8	56	0
Glosson	4	61	15.3	21	0
Enyart	3	60	20.0	22	0
Patrick	3	38	12.7	15	0
Collins	2	17	8.5	10	0
McCaffrey	2	15	7.5	8	0
Laster	2	8	4.0	8	0
Pate	1	21	21.0	21	0
Andrews	1	16	16.0	16	0
McBath	1	7	7.0	7	0
Pharr	1	6	6.0	6	0
Costa	1	0	0.0	0	0
BILLS	62	1244	20.1	95t	2
OPPONENTS	46	1112	24.2	95t	1

FIELD GOALS	1-19	20-29	30-39	40-49	50+
Guthrie	3-3	3-4	2-3	1-4	1-5
BILLS	3-3	3-4	2-3	1-4	1-5
OPPONENTS	4-4	8-9	9-15	9-16	0-2

Guthrie: (16G) () (10G,40G)(52G,39N)(42N) (52N,46N,9G)(20G,47N)(23B)(36G,55N) (50N)(37G)(23G,28G,51N)() ()
OPPONENTS: (40N,27G,48G,31G)(21G,19G,46G,40N,21G,34N)(22G,44N,46N,45N,32N,38N)(29G,49G,51N,42G)(46G,42G,47G,30G) (50N,29G,33G)(32G,34N) (22G,30G,13G,34G,43)(28N,37N,17G) (36N,37G)() (48N,43N,26G,15G)(32G,38G) (43G)

USUAL STARTERS		
OFFENSE		
WR	25	Haven Moses
LT	54	Howard Kindig (8)
	75	Art Laster (6)
LG	73	Richard Cheek
C	57	Frank Marchlewski
RG	67	Joe O' Donnell
RT	79	Paul Costa
TE	84	Austin Denney
WR	86	Marlin Briscoe
RB	30	Wayne Patrick
RB	32	OJ Simpson
QB	16	Dennis Shaw

DEFENSE		
LE	72	Ron McDole
LT	78	Jim Dunaway
RT	65	Wadley Harvey
RE	82	Al Cowlings
LLB	59	Paul Guidry
MLB	52	Edgar Chandler
RLB	58	Mike Stratton
LCB	20	Robert James
RCB	42	Butch Byrd
LS	48	John Pitts
RS	47	Pete Richardson

PASSING	Att	Cmp	Yds	Cmp%	Yds/Att	TD	TD%	Int	Int%	Long	Sack/Lost	Rating
Shaw	321	178	2507	55.5	7.81	10	3.1	20	6.2	—	41/387	65.3
Harris	50	24	338	48.0	6.76	3	6.0	4	8.0	—	7/63	56.9
Darragh	29	11	71	37.9	2.45	0	0.0	2	6.9	—	5/36	17.5
Simpson	2	0	0	0.0	0.00	0	0.0	0	0.0	0	0/0	39.6
BILLS	402	213	2916	53.0	7.25	13	3.2	26	6.5	48	53/486	60.3
OPPONENTS	338	157	2334	46.4	6.91	15	4.4	11	3.3	72t	31/246	70.8

WON 1, LOST 13

Date	W/L	Score	Opponent	Attendance
9/19	L	37-49	Dallas	46,206
9/26	L	14-29	Miami	45,139
10/3	L	0-19	at Minnesota	47,900
10/10	L	0-43	Baltimore	46,206
10/17	L	17-28	at NY Jets	61,498
10/23	L	3-20	at San Diego	49,261
10/31	L	23-28	St. Louis	40,040
11/7	L	0-34	at Miami	61,061
11/14	L	33-38	at New England	57,446
11/21	L	7-20	NY Jets	41,577
11/28	W	27-20	New England	27,166
12/5	L	0-24	at Baltimore	58,476
12/12	L	14-20	Houston	28,107
12/19	L	9-22	at Kansas City	48,121

TOTAL FIRST DOWNS	BUF	OPP
Rushing	68	135
Passing	96	101
Penalty	21	14
3rd Down: Made/Att	—	—
3rd Down Pct.	—	—
4th Down: Made/Att	—	—
4th Down: Pct.	—	—

POSSESSION AVG.	—	—
TOTAL NET YARDS	3326	4604
Avg per Game	237.6	328.9
Total Plays	770	895
Avg per Play	4.3	5.1

NET YARDS RUSHING	1337	2496
Avg per Game	95.5	178.3
Total Rushes	320	562

NET YARDS PASSING	1989	2108
Avg per Game	142.1	150.6
Sacked/Yards Lost	49/421	30/225
Gross Yards	2410	2333
Att./Completions	401/202	303/157
Completion Pct.	50.4	51.8
Had Intercepted	32	11

PUNTS/AVERAGE	75/40.9	66/39.0
---------------	---------	---------

NET PUNTING AVG.	33.3	—
------------------	------	---

PENALTIES/YARDS	74/691	89/883
-----------------	--------	--------

FUMBLES/BALL LOST	33/16	17/11
-------------------	-------	-------

TOUCHDOWNS	21	45
Rushing	6	21
Passing	12	20
Returns	3	4

SCORE BY PERIOD	Q1	Q2	Q3	Q4	OT	PTS
BILLS	38	62	43	41	0	184
OPPONENTS	82	110	83	119	0	394

SCORING	TD	Ru	Pa	Rt	K-PAT	FG	S	Pts
Leyboldt	0	0	0	0	12/12	9/15	0	39
Briscoe	5	0	5	0	0/0	0/0	0	30
Simpson	5	5	0	0	0/0	0/0	0	30
Guthrie	0	0	0	0	8/9	3/10	0	17
I.Hill	2	0	1	1	0/0	0/0	0	12
J.D.Hill	2	0	2	0	0/0	0/0	0	12
Moses	2	0	2	0	0/0	0/0	0	12
James	1	0	0	1	0/0	0/0	0	6
G.Jones	1	0	1	0	0/0	0/0	0	6
Koy	1	0	1	0	0/0	0/0	0	6
Patrick	1	1	0	0	0/0	0/0	0	6
Wyatt	1	0	0	1	0/0	0/0	0	6
E.Chandler	0	0	0	0	0/0	0/0	1	2
BILLS	21	6	12	3	20/21	12/25	1	184
OPPONENTS	45	21	20	4	45/45	25/38	3	394

SACKS: Cowlings 7.5, Snowden 5.5, Guidry 5.0, Tatarek 4.0, McBeth 2.0, Andrews 1.5, Dunaway 1.0, Gant 1.0, Richardson 1.0, Hurston 0.5, Team 1.0
BILLS: 30.0
OPPONENTS: 49.0

RUSHING	No.	Yds	Avg	Long	TD
Simpson	183	742	4.1	46t	5
Patrick	79	332	4.2	41	1
Braxton	21	84	4.0	14	0
Shaw	14	82	5.9	12	0
G.Jones	16	53	3.3	11	0
Harris	6	42	7.0	13	0
J.D. Hill	1	2	2.0	2	0
BILLS	320	1337	4.2	46t	6
OPPONENTS	562	2496	4.4	45t	21

RECEIVING	No.	Yds	Avg	Long	TD
Briscoe	44	603	13.7	75t	5
Patrick	36	327	9.1	62	0
Moses	23	470	20.4	73t	2
Simpson	21	162	7.7	38	0
Braxton	18	141	7.8	25	0
G. Jones	16	113	7.1	21	1
White	13	130	10.0	21	0
J.D. Hill	11	216	19.6	47t	2
Koy	10	133	13.3	22	1
B. Chandler	5	60	12.0	20	0
I. Hill	5	55	11.0	26t	1
BILLS	202	2410	11.9	75t	12
OPPONENTS	157	2333	14.9	80t	20

INTERCEPTIONS	No.	Yds	Avg	Long	TD
James	4	25	6.3	25	0
Pitts	2	12	6.0	12	0
Wyatt	1	30	30.0	30	0
E. Chandler	1	13	13.0	13	0
Guidry	1	13	13.0	13	0
Andrews	1	0	0.0	0	0
Richardson	1	0	0.0	0	0
BILLS	11	93	8.5	30	0
OPPONENTS	32	418	13.1	53	3

PUNTING	No.	Yds	Avg	Net	TB	In	Lg	B
S.Jones	72	2966	41.2	—	6	10	62	1
Chapple	3	101	33.7	—	0	0	47	0
BILLS	75	3067	40.9	33.3	6	10	62	1
OPPONENTS	66	2575	39.0	—	—	—	62	—

PUNT RETURNS	Ret	FC	Yds	Avg	Long	TD
I. Hill	14	2	133	9.5	68t	1
Wyatt	23	3	188	8.2	61t	1
Beamer	7	5	22	3.1	10	0
Allen	0	1	0	0.0	0	0
BILLS	44	11	343	7.8	68t	2
OPPONENTS	40	16	446	11.2	50	0

KICKOFF RETURNS	No.	Yds	Avg	Long	TD
Wyatt	30	762	25.4	39	0
Beamer	20	394	19.7	44	0
I. Hill	12	280	23.3	36	0
Braxton	5	90	18.0	28	0
Simpson	4	107	26.8	43	0
Kindig	2	16	8.0	8	0
G. Jones	1	24	24.0	24	0
BILLS	74	1673	22.6	44	0
OPPONENTS	42	971	23.1	60	0

FIELD GOALS	1-19	20-29	30-39	40-49	50+
Leyboldt	3-3	0-2	1-1	5-6	0-3
Guthrie	0-0	0-1	1-2	1-5	1-2
BILLS	3-3	0-3	2-3	6-11	1-5
OPPONENTS	7-7	3-5	4-11	11-2	0-1

Guthrie: (40G,49N)(44N)(49B)(49N)(51G)
 (35N,22B,36G,48N)
Leyboldt: () (50N)(17G,48G,17G,12G)(28N,40N)(49N,48G,41G)(22N,55B)()
 (45G,31G,49G)
OPPONENTS: () (15G,46G,13G,9G,48G,35B)
 (44B,40G)(42G,28G)(37N)(9G,10G)(34B)
 (48G,24G)(38G)(42N,33N,37G,31G)(40G,17G)
 (39N,37N,29N,13G)(44G,38N,44G,53N)(48G,23G,25N,48G,45G,47N,34G)

USUAL STARTERS		
OFFENSE		
WR	25	Haven Moses
LT	62	Levert Carr (7)
	68	Willie Young (7)
LG	61	Jim Reilly
C	51	Bruce Jarvis
RG	67	Joe O' Donnell (7)
RT	74	Levert Carr (7)
	62	Donnie Green
TE	80	Jan White
WR	86	Marlin Briscoe
RB	30	Wayne Patrick
RB	32	OJ Simpson
QB	16	Dennis Shaw

DEFENSE		
LE	82	Al Cowlings
LT	78	Jim Dunaway
RT	71	Bob Tatarek
RE	75	Cal Snowden
LLB	59	Paul Guidry
MLB	52	Edgar Chandler
RLB	56	Al Andrews
LCB	20	Robert James
RCB	41	Alvin Wyatt
LS	48	John Pitts
RS	47	Pete Richardson (7)
	21	Jackie Allen (7)

PASSING	Att	Cmp	Yds	Cmp%	Yds/Att	TD	TD%	Int	Int%	Long	Sack/Lost	Rating
Shaw	291	149	1813	51.2	6.23	11	3.8	26	8.9	75t	33/276	46.1
Harris	103	51	512	49.5	4.97	1	1.0	6	5.8	62	16/145	43.0
Briscoe	2	1	36	50.0	18.00	0	0.0	0	0.0	36	0/0	95.8
Braxton	3	1	49	33.3	16.33	0	0.0	0	0.0	49	0/0	81.9
Simpson	2	0	0	0.0	—	0	0.0	0	0.0	0	0/0	39.6
BILLS	401	202	2410	50.4	6.01	12	3.0	32	8.0	75t	49/421	45.8
OPPONENTS	303	157	2333	51.8	7.70	20	6.6	11	3.6	80t	30/225	84.0

1972 SEASON STATISTICS | 4th AFC East | Coach Lou Saban

WON 4, LOST 9, TIED 1

Date	W/L	Score	Opponent	Attendance
9/17	L	24-41	NY Jets	46,206
9/24	W	27-20	San Francisco	45,845
10/1	L	0-17	Baltimore	46,206
10/8	W	38-14	New England	41,749
10/15	L	16-28	at Oakland	53,501
10/22	L	23-24	at Miami	80,010
10/29	L	21-38	Pittsburgh	45,882
11/5	L	16-30	Miami	46,206
11/12	L	3-41	at NY Jets	62,853
11/19	W	27-24	at New England	60,999
11/26	L	10-27	at Cleveland	70,104
12/3	L	7-35	at Baltimore	55,390
12/10	T	21-21	Detroit	41,583
12/17	W	24-17	at Washington	53,039

	BUF	OPP
TOTAL FIRST DOWNS	221	249

Rushing	104	125
Passing	98	95
Penalty	19	29
3rd Down: Made/Att	69/198	78/186
3rd Down Pct.	34.5	41.9
4th Down: Made/Att	—	—
4th Down: Pct.	—	—

	BUF	OPP
POSSESSION AVG.	—	—

	BUF	OPP
TOTAL NET YARDS	3733	4183

Avg per Game	266.6	298.8
Total Plays	877	862
Avg per Play	4.3	4.9

	BUF	OPP
NET YARDS RUSHING	2132	2232

Avg per Game	152.3	159.4
Total Rushes	512	532

	BUF	OPP
NET YARDS PASSING	1601	1951

Avg per Game	114.4	139.4
Sacked/Yards Lost	49/411	22/197
Gross Yards	2012	2148
Att./Completions	316/164	308/131
Completion Pct.	51.9	42.5
Had Intercepted	24	23

	BUF	OPP
PUNTS/AVERAGE	80/38.8	65/39.5

	BUF	OPP
NET PUNTING AVG.	33.7	—

	BUF	OPP
PENALTIES/YARDS	87/900	78/685

	BUF	OPP
FUMBLES/BALL LOST	29/15	20/8

	BUF	OPP
TOUCHDOWNS	30	47

Rushing	11	26
Passing	16	19
Returns	3	2

	Q1	Q2	Q3	Q4	OT	PTS
SCORE BY PERIOD						

BILLS	35	95	38	89	0	257
OPPONENTS	79	92	89	117	0	377

SCORING	TD	Ru	Pa	Rt	K-PAT	FG	S	Pts
Leypoldt	0	0	0	0	29/30	16/24	0	77
Braxton	6	5	1	0	0/0	0/0	0	36
Simpson	6	6	0	0	0/0	0/0	0	36
Hill	5	0	5	0	0/0	0/0	0	30
Chandler	5	5	0	0	0/0	0/0	0	30
White	2	0	2	0	0/0	0/0	0	12
Greene	1	0	0	1	0/0	0/0	0	6
Jackson	1	0	1	0	0/0	0/0	0	6
Moses	1	0	0	1	0/0	0/0	0	6
Lee	1	0	1	0	0/0	0/0	0	6
Patrick	1	0	1	0	0/0	0/0	0	6
Wyatt	1	0	0	1	0/0	0/0	0	6
BILLS	30	11	16	3	29/30	16/24	257	
OPPONENTS	47	26	19	2	47/47	16/27	377	

SACKS: Patulski 5.0, Cowlings 4.0, Croft 3.5, Guidry 3.0, Washington 2.5, Tyler 1.0, Wyatt 1.0, Greene 1.0, Lee 1.0
BILLS: 22.0
OPPONENTS: 49.0

RUSHING	No.	Yds	Avg	Long	TD
Simpson	292	1251	4.3	94t	6
Braxton	116	453	3.9	21	5
Patrick	35	130	3.7	9	0
Shaw	35	138	3.9	16	0
Jackson	17	57	3.4	15	0
Chandler	3	27	9.0	16	0
Hart	5	19	3.8	16	0
Taliaferro	5	19	3.8	14	0
Jones	2	18	9.0	10	0
Hill	1	11	11.0	11	0
Koy	1	9	9.0	9	0
BILLS	512	2132	4.2	94t	11
OPPONENTS	532	2232	4.2	33	26

RECEIVING	No.	Yds	Avg	Long	TD
Hill	52	754	14.5	58t	5
Chandler	33	528	16.0	43t	5
Simpson	27	198	7.3	25	0
Braxton	24	232	9.7	25	1
White	12	148	12.3	18	2
Patrick	8	42	5.3	10	1
Moses	3	60	20.0	25t	1
Jackson	2	21	10.5	13t	1
Harrison	1	16	16.0	16	0
Koy	1	9	9.0	9	0
Washington	1	4	4.0	4	0
BILLS	164	2012	12.3	58t	16
OPPONENTS	131	2148	16.4	63t	19

INTERCEPTIONS	No.	Yds	Avg	Long	TD
Lee	6	155	25.8	61	1
Tyler	4	61	15.3	27	0
Wyatt	4	52	13.0	49t	1
Greene	3	45	15.0	39t	1
Farley	1	42	42.0	42	0
Pitts	1	10	10.0	10	0
Washington	1	4	4.0	4	0
Guidry	1	0	0.0	0	0
James	1	0	0.0	0	0
Stratton	1	0	0.0	0	0
BILLS	23	369	16.0	61	3
OPPONENTS	24	205	8.5	36	1

PUNT RETURNS	Ret	FC	Yds	Avg	Long	TD
Wyatt	11	5	85	7.7	27	0
Cole	7	6	35	5.0	12	0
Hill	4	1	24	6.0	12	0
Greene	2	4	18	9.0	9	0
Harrison	1	2	2	2.0	2	0
BILLS	25	18	164	6.6	27	0
OPPONENTS	39	16	329	8.4	65t	1

KICKOFF RETURNS	No.	Yds	Avg	Long	TD
Wyatt	17	432	25.4	43	0
Cole	16	415	25.9	51	0
Greene	15	378	25.2	66	0
Koy	5	63	12.6	25	0
Selfridge	3	36	12.0	16	0
Hill	2	32	16.0	26	0
Simpson	1	21	21.0	21	0
Braxton	1	12	12.0	12	0
BILLS	60	1389	23.2	66	0
OPPONENTS	29	643	22.2	82	0

FIELD GOALS	1-19	20-29	30-39	40-49	50+
Leypoldt	2-2	4-5	6-7	4-9	0-1
BILLS	2-2	4-5	6-7	4-9	0-1
OPPONENTS	3-3	4-4	6-9	2-10	1-1

Leypoldt: (48G)(32G,22G,35N)(42G)
 (11N)(47N,32G,31G,22G)(35G,34G,45G)
 (47N)(27N,28G)(9G)(44G,45G)(38G)(51N)
 (43N,41N)(23G)
OPPONENTS: (35G,11G)(47G,35N,20G)
 (43N,30G,30N,45N)(40N)(54G)(29G)
 (33G,17G,16G)(26G,25G)(39N,36G)
 (33G,49G)(48N,47N)(48N,43N)(35G,49N)

USUAL STARTERS

OFFENSE		
WR	40	J.D. Hill
LT	78	Dave Foley
LG	67	Reggie McKenzie
C	68	Remi Prudhomme
RG	69	Robert Penchion
RT	74	Donnie Green
TE	80	Jan White
WR	81	Bob Chandler
RB	34	Jim Braxton
RB	32	OJ Simpson
QB	16	Dennis Shaw

DEFENSE		
LE	85	Walt Patulski
LT	72	Don Croft
RT	77	Jerry Patton
RE	82	Al Cowlings
LLB	59	Paul Guidry
MLB	63	Dick Cunningham (7)
	56	Ken Lee (6)
RLB	58	Mike Stratton
LCB	20	Robert James
RCB	43	Tony Greene
LS	42	Maurice Tyler
RS	47	Leon Garror

PASSING	Att	Cmp	Yds	Cmp%	Yds/Att	TD	TD%	Int	In%	Long	Sack/Lost	Rating
Shaw	258	136	1666	52.7	6.45	14	5.4	17	6.6	58t	37/320	63.5
Taliaferro	33	16	176	48.5	5.33	1	3.0	4	12.1	24	6/48	35.2
Hart	15	6	53	40.0	3.53	0	0.0	3	20.0	13	5/32	10.6
Simpson	8	5	113	62.5	14.13	1	12.5	0	0.0	34	1/11	145.8
Jones	2	1	4	50.0	2.00	0	0.0	0	0.0	4	0/0	56.3
BILLS	316	164	2012	51.9	6.37	16	5.1	24	7.6	58t	49/411	57.1
OPPONENTS	308	131	2148	42.5	6.97	19	6.2	23	7.5	63t	22/197	56.0

1973 SEASON STATISTICS | 2nd AFC East | Coach Lou Saban

WON 9, LOST 5

Date	W/L	Score	Opponent	Attendance
9/16	W	31-13	at New England	56,119
9/23	L	7-34	at San Diego	47,588
9/30	W	9-7	NY Jets	77,425
10/7	W	27-26	Philadelphia	72,364
10/14	W	31-13	Baltimore	78,875
10/21	L	6-27	at Miami	65,241
10/29	W	23-14	Kansas City	76,071
11/4	L	0-13	at New Orleans	74,770
11/11	L	13-16	Cincinnati	76,927
11/18	L	0-17	Miami	77,138
11/25	W	24-17	at Baltimore	52,250
12/2	W	17-6	at Atlanta	54,607
12/9	W	37-13	New England	72,470
12/16	W	34-14	at NY Jets	47,740

TOTAL FIRST DOWNS

	BUF	OPP
TOTAL FIRST DOWNS	219	231
Rushing	152	101
Passing	60	112
Penalty	7	18
3rd Down: Made/Att	77/195	65/185
3rd Down Pct.	39.5	35.1
4th Down: Made/Att	—	—
4th Down: Pct.	—	—

POSSESSION AVG.

	BUF	OPP
TOTAL NET YARDS	4085	3915
Avg per Game	291.8	279.6
Total Plays	849	855
Avg per Play	4.8	4.6

NET YARDS RUSHING

	BUF	OPP
NET YARDS RUSHING	3088	1797
Avg per Game	220.6	128.4
Total Rushes	605	455

NET YARDS PASSING

	BUF	OPP
NET YARDS PASSING	997	2118
Avg per Game	71.2	151.3
Sacked/Yards Lost	31/239	32/276
Gross Yards	1236	2394
Att./Completions	213/96	368/166
Completion Pct.	45.1	45.1
Had Intercepted	14	14

PUNTS/AVERAGE

	BUF	OPP
PUNTS/AVERAGE	66/40.3	63/39.8

NET PUNTING AVG.

	BUF	OPP
NET PUNTING AVG.	34.7	—

PENALTIES/YARDS

	BUF	OPP
PENALTIES/YARDS	75/744	53/485

FUMBLES/BALL LOST

	BUF	OPP
FUMBLES/BALL LOST	27/13	30/19

TOUCHDOWNS

	BUF	OPP
TOUCHDOWNS	28	25
Rushing	20	11
Passing	4	12
Returns	4	2

SCORE BY PERIOD

	Q1	Q2	Q3	Q4	OT	PTS
BILLS	64	71	61	63	0	259
OPPONENTS	58	84	38	50	0	230

SCORING

TD	Ru	Pa	Rt	K-PAT	FG	S	Pts
Leyboldt	0	0	0	27/27	21/30	0	90
Simpson	12	12	0	0/0	0/0	0	72
Braxton	4	4	0	0/0	0/0	0	24
Chandler	3	0	3	0/1	0/0	0	19
Watkins	3	2	1	0/0	0/0	0	18
Ferguson	2	2	0	0/0	0/0	0	12
Francis	2	0	0	2/0	0/0	0	12
Cahill	1	0	0	1/0	0/0	0	6
Harrison	1	0	0	1/0	0/0	0	6
BILLS	28	24	4	28/28	21/30	259	
OPPONENTS	25	11	12	2/2	3/25	19/34	230

SACKS: Edwards 8.5, Patulski 7.0, Patton 6.0, Kadish 3.5, Winans 2.0, Hagen 1.0, Lewis 1.0, Okoniewski 1.0, Skorupan 1.0, Others 1.0
BILLS: 32.0
OPPONENTS: 31.0

RUSHING

No.	Yds	Avg	Long	TD	
Simpson	332	2003	6.0	80t	12
Braxton	108	494	4.6	36	4
Watkins	98	414	4.2	17	2
Ferguson	48	147	3.1	24	2
Van Valkenberg	2	20	10.0	12	0
Cornell	4	13	3.3	7	0
Steve Jones	3	9	3.0	7	0
Shaw	4	2	0.5	1	0
Spike Jones	1	0	0.0	0	0
Chandler	5	-14	-2.8	18	0
BILLS	605	3088	5.1	80t	20
OPPONENTS	455	1797	3.9	45	11

RECEIVING

No.	Yds	Avg	Long	TD	
Chandler	30	427	14.2	37t	3
Hill	29	422	14.6	42	0
Watkins	12	86	7.2	20	1
Seymour	10	114	11.4	22	0
Braxton	6	101	16.8	37	0
Simpson	6	70	11.7	24	0
R. Jarvis	1	12	12.0	12	0
Van Valkenberg	1	7	7.0	7	0
Ferguson	1	-3	-3.0	-3	0
BILLS	96	1236	12.9	42	4
OPPONENTS	166	2394	14.5	64	12

INTERCEPTIONS

No.	Yds	Avg	Long	TD	
Harrison	5	117	23.4	38	1
Cheyunski	3	31	10.3	31	0
Kellerman	2	23	11.5	19	0
Walker	1	22	22.0	22	0
Garror	1	0	0.0	0	0
Greene	1	0	0.0	0	0
James	1	0	0.0	0	0
Stone	0	31	—	31	0
BILLS	14	224	16.0	38	1
OPPONENTS	14	149	10.6	25	0

PUNTING

No.	Yds	Avg	Net	TB	In	LG	B
Spike Jones	66	2660	40.3	34.7	3	15	62.0
BILLS	66	2660	40.3	34.7	3	15	62.0
OPPONENTS	63	2507	39.8	—	—	—	60.1

PUNT RETURNS

Ret	FC	Yds	Avg	Long	TD	
Walker	25	4	210	8.4	23	0
Cahill	4	1	71	17.8	51t	1
Chandler	2	4	5	2.5	3	0
Hill	1	0	-9	-9.0	-9	0
BILLS	32	9	277	8.7	51t	1
OPPONENTS	34	19	312	9.2	72t	1

KICKOFF RETURNS

No.	Yds	Avg	Long	TD	
Francis	23	687	29.9	101t	2
Cahill	2	42	21.0	24	0
Steve Jones	6	116	19.3	22	0
Watkins	1	18	18.0	18	0
R. Jarvis	5	84	16.8	25	0
Parker	1	16	16.0	16	0
Greene	1	7	7.0	7	0
Carnell	1	2	2.0	2	0
Branton	1	0	0.0	0	0
Van Valkenberg	1	0	0.0	0	0
BILLS	42	972	23.1	101t	2
OPPONENTS	44	934	21.2	101t	1

FIELD GOALS

1-19	20-29	30-39	40-49	50+	
Leyboldt	7-7	3-5	5-6	4-8	2-4
BILLS	7-7	3-5	5-6	4-8	2-4
OPPONENTS	6-6	6-9	4-7	2-8	1-4

Leyboldt: (44N,48G)(41N)(42N,39N,20G,42G) (12G,47G)(52G)(11G,54N,50G)(52N,31G,17G, 8G,41N)() (21G,39G)(23G)(36G,25N,20G,45N) (34G,34G,19G)(12G,11G)

OPPONENTS: (53N)(49N,23N)(39N) (51G,22G,14G,54N,19G,26N)(19G,22G) (28G,47G)() (50N,42G,47N,24G) (35G,36G,47N,33G,33N)(39G,41N,39N) (49N,43N,23N,27G)(26G,16G)(14G,12G)()

USUAL STARTERS

OFFENSE

WR	40	J.D. Hill
LT	78	Dave Foley
LG	67	Reggie McKenzie
C	51	Bruce Jarvis (8)
	53	Mike Montler (6)
RG	68	Joe Delamielleure
RT	74	Donnie Green
TE	87	Paul Seymour
WR	81	Bob Chandler
RB	38	Larry Watkins
RB	32	Oj Simpson
QB	12	Joe Ferguson

DEFENSE

LE	85	Walt Patulski
LT	77	Jerry Patton
RT	71	Mike Kadish
RE	73	Earl Edwards
LLB	55	John Skorupan
MLB	50	Jim Cheyunski
RLB	56	Richard Lewis
LCB	20	Robert James
RCB	28	Dwight Harrison
LS	24	Ernie Kellerman
RS	43	Tony Greene

PASSING

	Att	Cmp	Yds	Cmp%	Yds/Att	TD	TD%	Int	Int%	Long	Sack/Lost	Rating
Ferguson	164	73	939	44.5	5.73	4	2.4	10	6.1	42	20/164	45.6
Shaw	46	22	300	47.8	6.52	0	0.0	4	8.7	40	11/75	32.8
Simpson	2	1	-3	50.0	-1.50	0	0.0	0	0.0	-3	0/0	56.3
Chandler	1	0	0	0.0	0.00	0	0.0	0	0.0	0	0/0	39.6
BILLS	213	96	1236	45.1	5.80	4	1.9	14	6.6	42	31/239	42.7
OPPONENTS	368	166	2394	45.1	6.51	12	3.3	14	3.8	64	32/276	62.0

1974 SEASON STATISTICS | 2nd AFC East | Coach Lou Saban

WON 9, LOST 5

Date	W/L	Score	Opponent	Attendance
9/16	W	21-20	Oakland	79,876
9/22	L	16-24	Miami	78,990
9/29	W	16-12	NY Jets	76,978
10/6	W	27-7	at Green Bay	56,267
10/13	W	27-14	at Baltimore	40,626
10/20	W	30-28	New England	78,935
10/27	W	16-6	Chicago	77,910
11/3	W	29-28	at New England	58,932
11/10	L	9-21	Houston	79,223
11/17	L	28-35	at Miami	69,313
11/24	W	15-10	at Cleveland	66,504
12/1	W	6-0	Baltimore	75,325
12/8	L	10-20	at NY Jets	32,805
12/15	L	14-19	at Los Angeles	84,324

AFC DIVISIONAL PLAYOFF

12/22	L	14-32	at Pittsburgh	48,321
-------	---	-------	---------------	--------

TOTAL FIRST DOWNS

	BUF	OPP
Rushing	118	96
Passing	85	97
Penalty	17	26
3rd Down: Made/Att	68/184	77/199
3rd Down Pct.	37.0	38.7
4th Down: Made/Att	—	—
4th Down: Pct.	—	—

POSSESSION AVG.

	BUF	OPP
TOTAL NET YARDS	3586	3474
Avg per Game	256.0	248.1
Total Plays	829	833
Avg per Play	4.3	4.2

NET YARDS RUSHING

	2094	1854
Avg per Game	149.9	132.4
Total Rushes	545	491

NET YARDS PASSING

	1492	1611
Avg per Game	106.6	115.7
Sacked/Yards Lost	33/236	32/287
Gross Yards	1728	1898
Att./Completions	251/128	311/146
Completion Pct.	51.0	46.9
Had Intercepted	15	20

PUNTS/AVERAGE

	69/40.6	77/37.1
--	---------	---------

NET PUNTING AVG.

	32.2	—
--	------	---

PENALTIES/YARDS

	79/706	63/592
--	--------	--------

FUMBLES/BALL LOST

	32/14	26/11
--	-------	-------

TOUCHDOWNS

	30	32
Rushing	11	19
Passing	14	11
Returns	5	2

SCORE BY PERIOD

	Q1	Q2	Q3	Q4	OT	PTS
BILLS	53	84	37	90	0	264
OPPONENTS	28	64	77	75	0	244

SCORING

	TD	Ru	Pa	Rt	K-PAT	FG	S	Pts
Leyboldt	0	0	0	0	25/29	19/33	0	82
Hill	6	0	6	0	0/0	0/0	0	36
Rashad	6	0	4	2	0/0	0/0	0	36
Braxton	4	4	0	0	0/0	0/0	0	24
Simpson	4	3	1	0	0/0	0/0	0	24
Ferguson	2	2	0	0	0/0	0/0	0	12
Washington	2	0	0	2	0/0	0/0	0	12
Watkins	2	2	0	0	0/0	0/0	0	12
Chandler	1	0	1	0	0/0	0/0	0	6
Craig	1	0	1	0	0/0	0/0	0	6
Kadish	0	0	0	0	0/0	1/2	0	2
BILLS	30	11	14	5	25/30	19/33	1	264
OPPONENTS	32	19	11	2	28/32	8/15	2	244

SACKS: Kadish 7.5, Edwards 6.5, Patulski 5.5,

Costa 2.5, Allen 2.0, Cornell 2.0,
Washington 1.5, Craig 1.5, Cheyunski 1.0,
Team 2.0
BILLS: 33.0
OPPONENTS: 33.0

RUSHING

	No.	Yds	Avg	Long	TD
Simpson	270	1125	4.2	41t	3
Braxton	146	543	3.7	21t	4
Watkins	41	170	4.1	13	2
Ferguson	54	111	2.1	15	2
Calhoun	21	88	4.2	15	0
Hayman	7	31	4.4	8	0
Marangi	4	20	5.0	16	0
Mosley	2	6	3.0	4	0
BILLS	545	2094	3.9	41t	11
OPPONENTS	490	1869	3.8	75t	19

RECEIVING

	No.	Yds	Avg	Long	TD
Rashad	36	433	12.0	29	4
Hill	32	572	17.9	55t	6
Braxton	18	171	9.5	15	0
Seymour	15	246	16.4	40t	2
Simpson	15	189	12.6	29t	1
Chandler	7	88	12.6	21	1
Calhoun	2	10	5.0	7	0
Jenkins	1	12	12.0	12	0
Watkins	1	7	7.0	7	0
Green	1	0	0.0	0	0
BILLS	128	1728	13.5	55t	14
OPPONENTS	146	1898	13.0	54	11

INTERCEPTIONS

	No.	Yds	Avg	Long	TD
Greene	9	157	17.4	38	0
James	3	13	4.3	8	0
Washington	2	72	36.0	72t	1
Craig	1	55	55.0	55t	1
Krakau	1	37	37.0	37	0
Lewis	1	33	33.0	33	0
Harrison	1	24	24.0	24	0
Allen	1	16	16.0	16	0
Cheyunski	1	6	6.0	6	0
BILLS	20	413	20.7	72t	2
OPPONENTS	15	183	12.2	67t	1

PUNTING

	No	Yds	Avg	Net	TB	In	Lg	B
Bateman	34	1494	43.9	—	2	8	66	0
Jones	35	1305	37.3	—	6	10	56	0
BILLS	69	2799	40.6	32.2	8	18	66	0
OPPONENTS	77	2856	37.1	—	—	—	60	0

PUNT RETURNS

	Ret	FC	Yds	Avg	Long	TD
Walker	43	2	384	8.9	52	0
Cahill	10	1	62	6.2	15	0
Hayman	2	0	13	6.5	11	0
Kern	1	0	1	1.0	1	0
Greene	0	1	—	—	—	0
BILLS	56	4	460	8.2	52	0
OPPONENTS	45	0	416	9.2	48	0

KICKOFF RETURNS

	No.	Yds	Avg	Long	TD
Francis	37	947	25.6	74	0
Calhoun	6	90	15.0	25	0
Cornell	3	45	15.0	20	0
Cahill	1	26	26.0	26	0
Walker	1	20	20.0	20	0
Craig	1	0	0.0	0	0
Rashad	1	0	0.0	0	0
BILLS	50	1128	22.6	74	0
OPPONENTS	58	1349	23.2	53	0

FIELD GOALS

	1-19	20-29	30-39	40-49	50+
Leyboldt	0-0	8-10	6-9	5-12	0-2
BILLS	0-0	8-10	6-9	5-12	0-2
OPPONENTS	0-0	3-3	2-2	3-7	0-3

Leyboldt: (47N,46N)(22G,23N)(21G)
(48N)(28G,29N,33G,35N)(35G)
(47G,55N,36N,25G,36G)(45G,20G,46N,47G)
(32G,28G,48N,22G)(40N,58N)(41G,42G)
(20G,31G)(34N,40N,36G)()
OPPONENTS: (34G,41G,50N)(22G)(31G,40G)
(47N)(42N)()(42G,28G)(47N,46N)()(54N)
(21G)(52N)()

USUAL STARTERS

OFFENSE		
WR	40	J.D. Hill
LT	78	Dave Foley
LG	67	Reggie McKenzie
C	53	Mike Montler
RG	68	Joe DeLamielleure
RT	74	Donnie Green
TE	87	Paul Seymour
WR	27	Ahmad Rashad
RB	34	Jim Braxton
RB	32	Oj Simpson
QB	12	Joe Ferguson

DEFENSE

LE	85	Walt Patulski
LT	71	Mike Kadish
RT	73	Earl Edwards
RE	64	Dave Costa
LLB	86	Dave Washington (8)
	55	John Skorupan (6)
MLB	50	Jim Cheyunski
RLB	59	Doug Allen (8)
	56	Richard Lewis (6)
LCB	20	Robert James
RFB	28	Dwight Harrison
LS	42	Neal Craig
RS	43	Tony Greene

PASSING	Att	Cmp	Yds	Cmp%	Yds/Att	TD	TD%	Int	Int%	Long	Sack/Lost	Rating
Ferguson	232	119	1588	51.3	6.84	12	5.2	12	5.2	55t	32/235	69.0
Marangi	18	9	140	50.0	7.78	2	11.1	3	16.7	44t	1/1	73.6
Simpson	1	0	0	0.0	0.00	0	0.0	0	0.0	0	0/0	39.6
BILLS	251	128	1728	51.0	6.88	14	5.7	15	6.0	55t	33/236	67.3
OPPONENTS	311	146	1898	46.9	6.10	11	3.5	30	6.4	54	32/278	51.6

WON 8, LOST 6

Date	W/L Score	Opponent	Attendance
9/21	W 42-14	NY Jets	77,895
9/28	W 30-21	at Pittsburgh	49,348
10/5	W 38-14	Denver	79,864
10/12	W 38-31	at Baltimore	43,907
10/20	L 14-17	NY Giants	79,518
10/26	L 30-35	Miami	79,141
11/2	W 24-23	at NY Jets	58,343
11/9	L 35-42	Baltimore	77,320
11/17	L 24-33	at Cincinnati	56,666
11/23	W 45-31	New England	65,655
11/27	W 32-14	at St. Louis	41,899
12/7	L 21-31	at Miami	78,701
12/14	W 34-14	at New England	58,393
12/20	L 13-35	Minnesota	54,993

TOTAL FIRST DOWNS	BUF	OPP
Rushing	162	124
Passing	132	151
Penalty	24	25
3rd Down: Made/Att	98/197	87/190
3rd Down Pct.	49.7	45.8
4th Down: Made/Att	—	—
4th Down: Pct.	—	—

POSSESSION AVG.	—	—
TOTAL NET YARDS	5467	5073
Avg per Game	390.5	362.4
Total Plays	964	940
Avg per Play	5.7	5.4

NET YARDS RUSHING	2974	1993
Avg per Game	212.4	142.4
Total Rushes	588	480

NET YARDS PASSING	2493	3080
Avg per Game	178.1	220.0
Sacked/Yards Lost	22/168	30/275
Gross Yards	2661	3355
Att./Completions	354/182	431/237
Completion Pct.	51.4	55.0
Had Intercepted	19	25

PUNTS/AVERAGE	61/41.6	59/40.7
---------------	---------	---------

NET PUNTING AVG.	35.0	—
------------------	------	---

PENALTIES/YARDS	90/748	80/651
-----------------	--------	--------

FUMBLES/BALL LOST	24/15	42/20
-------------------	-------	-------

TOUCHDOWNS	57	47
Rushing	26	21
Passing	28	25
Returns	3	1

SCORE BY PERIOD	Q1	Q2	Q3	Q4	OT	PTS
BILLS	97	121	112	90	0	420
OPPONENTS	65	132	62	96	0	355

SCORING	TD	Ru	Pa	Rt	K-PAT	FG	S	Pts
Simpson	23	16	7	0	0/0	0/0	0	0 138
Braxton	13	4	0	0	0/0	0/0	0	0 78
Leyboldt	0	0	0	0	51/57	9/16	0	0 78
Hill	7	0	7	0	0/0	0/0	0	0 42
Chandler	6	0	6	0	0/0	0/0	0	0 36
Gant	2	0	2	0	0/0	0/0	0	0 12
Ferguson	1	1	0	0	0/0	0/0	0	0 6
Freeman	1	0	0	1	0/0	0/0	0	0 6
Holland	1	0	1	0	0/0	0/0	0	0 6
Kadish	1	0	0	1	0/0	0/0	0	0 6
Seymour	1	0	1	0	0/0	0/0	0	0 6
Toomay	1	0	0	1	0/0	0/0	0	0 6
BILLS	57	26	28	3	51/57	9/16	420	
OPPONENTS	47	21	25	1	46/47	9/16	355	

SACKS: Toomay 6.0, Edwards 5.0, Kadish 4.0, Patulski 4.0, Croft 3.0, Skorupan 3.0, Winans 2.0, Cornell 1.5, Ruud 1.0, Yeates 0.5

BILLS: 30.0
OPPONENTS: 22.0

RUSHING	No.	Yds	Avg	Long	TD
Simpson	329	1817	5.5	88t	16
Braxton	186	823	4.4	29	9
Ferguson	23	82	3.6	17	1
Calhoun	19	80	4.2	11	0
Marangi	7	78	11.1	30	0
Washington	9	49	5.4	9	0
Hayman	10	30	3.0	7	0
Haslerig	2	9	4.5	7	0
Chandler	2	5	2.5	5	0
Hill	1	1	1.0	1	0
BILLS	588	2974	5.1	88t	26
OPPONENTS	480	1993	4.2	56	21

RECEIVING	No.	Yds	Avg	Long	TD
Chandler	55	746	13.6	35	6
Hill	36	667	18.5	77t	7
Simpson	28	426	15.2	64t	7
Braxton	26	282	10.8	32	4
Seymour	19	268	14.1	32	1
Gant	9	107	11.9	19t	2
Holland	7	144	20.6	63	1
Washington	2	21	10.5	15	0
BILLS	182	2661	14.6	77t	28
OPPONENTS	237	3355	14.2	89t	25

INTERCEPTIONS	No.	Yds	Avg	Long	TD
Harrison	8	99	12.4	40	0
Greene	6	81	13.5	37	0
Jones	3	1	4.3	13	0
Thomas	2	74	37.0	58	0
Freeman	2	44	22.0	30t	1
Toomay	1	44	44.0	44t	1
Ford	1	19	19.0	19	0
Krakau	1	2	2.0	2	0
Skorupan	1	0	0.0	0	0
BILLS	25	376	15.0	58	2
OPPONENTS	19	262	13.8	54	0

PUNTING	No.	Yds	Avg	Net	TB	In	Log	B
Bateman	61	2536	41.6	35.0	11	15	74	2
BILLS	61	2536	41.6	35.0	11	15	74	2
OPPONENTS	59	2399	40.7	—	—	—	71	0

PUNT RETURNS	Ret	FC	Yds	Avg	Long	TD
Hayman	25	8	216	8.6	30	0
Holland	7	5	53	7.6	13	0
Jones	1	1	9	9.0	9	0
BILLS	33	14	278	8.4	30	0
OPPONENTS	29	7	179	6.2	24	0

KICKOFF RETURNS	No.	Yds	Avg	Long	TD
Washington	35	923	26.4	59	0
Hayman	8	179	22.4	34	0
McKinney	6	151	25.2	37	0
Schnarr	4	80	20.0	27	0
Holland	4	67	16.8	25	0
Cornell	3	38	12.7	16	0
McKenzie	1	15	15.0	15	0
Ruud	1	4	4.0	4	0
BILLS	62	1457	23.5	59	0
OPPONENTS	64	1496	23.4	74	0

FIELD GOALS	1-19	20-29	30-39	40-49	50+
Leyboldt	0-1	1-1	5-6	3-7	0-1
BILLS	0-1	1-1	5-6	3-7	0-1
OPPONENTS	2-2	3-3	2-4	2-7	0-0

Leyboldt: () (37G)(39G)(44G)(19N,50N)(45G, 45N)(40G)() (28G)(28G,43N)(47N,30G,33G) () (31N)(42N)
OPPONENTS: () (42N)() (39N,19G) (40N,47N,37G)() (42G,41G,31G)() (37N,28G,18G)(42N,34G)(48N)(20G)() ()

USUAL STARTERS	OFFENSE	DEFENSE
WR	81	Bob Chandler
LT	78	Dave Foley
LG	67	Reggie McKenzie
C	53	Mike Montler
RG	68	Joe DeLamielleure
RT	74	Donnie Green
TE	87	Paul Seymour
WR	40	J.D. Hill
RB	34	Jim Braxton
RB	32	OJ Simpson
QB	12	Joe Ferguson

DEFENSE	LE	85	Walt Patulski
LT	71	Mike Kadish	
RT	73	Earl Edwards	
RE	65	Pat Toomay	
LLB	55	John Skorupan	
MLB	52	Merv Krakau	
RLB	30	Bo Cornell	
LCB	43	Tony Greene	
RCB	28	Dwight Harrison	
LS	26	Ed Jones	
RS	22	Steve Freeman	

PASSING	Att	Cmp	Yds	Cmp%	Yds/Att	TD	TD%	Int	Int%	Long	Sack/Lost	Rating
Ferguson	321	169	2426	52.6	7.56	25	7.8	17	5.3	77t	20/153	81.4
Marangi	33	13	235	39.4	7.12	3	9.1	2	6.1	64t	2/15	69.5
BILLS	354	182	2661	51.4	7.52	28	7.9	19	5.4	77t	22/168	80.1
OPPONENTS	431	237	3355	55.0	7.78	25	5.8	25	5.8	89t	30/275	75.5



1976 SEASON STATISTICS | 5th AFC East | Coach Lou Saban/Jim Ringo

WON 2, LOST 12

Date	W/L	Score	Opponent	Attendance
9/13	L	21-30	Miami	77,683
9/19	L	3-13	Houston	61,364
9/26	W	14-9	at Tampa Bay	44,505
10/3	W	50-17	Kansas City	51,909
10/10	L	14-17	at NY Jets	53,416
10/17	L	13-31	Baltimore	71,009
10/24	L	22-26	New England	45,144
10/31	L	14-19	NY Jets	41,285
11/7	L	10-20	at New England	61,157
11/15	L	10-17	at Dallas	51,779
11/21	L	13-34	San Diego	41,701
11/25	L	14-27	at Detroit	66,875
12/5	L	27-45	at Miami	43,475
12/12	L	20-58	at Baltimore	50,451

TOTAL FIRST DOWNS	BUF	OPP
	250	262
Rushing	135	128
Passing	102	110
Penalty	13	24
3rd Down: Made/Att	81/216	71/187
3rd Down Pct.	37.5	38.0
4th Down: Made/Att	—	—
4th Down: Pct.	—	—

POSSESSION AVG.	BUF	OPP
	—	—
TOTAL NET YARDS	4404	4730
Avg per Game	314.3	337.9
Total Plays	964	898
Avg per Play	4.6	5.3

NET YARDS RUSHING	2566	2476
Avg per Game	183.3	176.9
Total Rushes	548	531
NET YARDS PASSING	1838	2254
Avg per Game	131.3	161.0
Sacked/Yards Lost	33/246	28/210
Gross Yards	2084	2462
Att./Completions	383/156	337/163
Completion Pct.	40.7	48.4
Had Intercepted	17	19

PUNTS/AVERAGE	87/42.3	72/38.5
---------------	---------	---------

NET PUNTING AVG.	28.6	32.2
------------------	------	------

PENALTIES/YARDS	91/797	92/704
-----------------	--------	--------

FUMBLES/BALL LOST	44/26	37/23
-------------------	-------	-------

TOUCHDOWNS	30	41
Rushing	11	19
Passing	16	18
Returns*	3	4

SCORE BY PERIOD	Q1	Q2	Q3	Q4	OT	PTS
BILLS	35	67	58	85	0	245
OPPONENTS	50	140	96	77	0	363

SCORING	TD	Ru	Pa	Rt	K-PAT	FG	S	Pts
Chandler	10	0	10	0	0/0	0/0	0	60
Jakowenko	0	0	0	0	21/24	12/17	0	57
Simpson	9	8	1	0	0/0	0/0	0	54
Gant	3	0	3	0	0/0	0/0	0	18
Holland	3	0	2	1	0/0	0/0	0	18
Marangi	2	2	0	0	0/0	0/0	0	12
Greene	1	0	0	1	0/0	0/0	0	6
Kinney	1	1	0	0	0/0	0/0	0	6
Moody	1	0	0	1	0/0	0/0	0	6
Ricardo	0	0	0	2	2/3	1/3	0	5
Lepoldt	0	0	0	0	3/3	0/3	0	3
BILLS	30	11	16	3	26/30	13/24	245	363
OPPONENTS	41	19	18	4	39/41	26/30	363	465

SACKS: Kadish 6.5, Williams 5.0, White 4.5, Smith 4.5, Krakau 3.0, Jilek 1.5, Jones 1.0, Nelson 1.0, Skorupan 1.0, Others 1.0
 Bills: 28.0
 OPPONENTS: 33.0

RUSHING	No.	Yds	Avg	Long	TD
Simpson	290	1503	5.2	75t	8
Kinney	116	475	4.1	22	1
Marangi	39	230	5.9	21	2
Hooks	25	116	4.6	24	0
Ferguson	18	81	4.5	19	0
Washington	22	65	3.0	10	0
Ray	24	56	2.3	7	0
Powell	11	40	3.6	20	0
Braxton	1	0	0.0	0	0
Chandler	1	0	0.0	0	0
Edwards	1	0	0.0	0	0
BILLS	548	2566	4.7	75t	11
OPPONENTS	531	2476	4.7	59	19

RECEIVING	No.	Yds	Avg	Long	TD
Chandler	61	824	13.5	58t	10
Simpson	22	259	11.8	43	1
Seymour	16	169	10.6	22	0
Holland	15	299	19.9	58t	2
Kinney	14	78	5.6	15	0
Gant	12	263	21.9	39	3
Hooks	6	72	12.0	28	0
Washington	3	29	9.7	11	0
Ray	3	26	8.7	15	0
Edwards	2	53	26.5	46	0
Montler	1	6	6.0	6	0
Powell	1	6	6.0	6	0
BILLS	156	2084	13.4	58t	16
OPPONENTS	163	2462	15.2	53	18

INTERCEPTIONS	No.	Yds	Avg	Long	TD
Greene	5	135	27.0	101t	1
Moody	3	63	21.0	44	0
D. Jones	3	5	1.7	5	0
Jilek	2	33	16.5	28	0
Clark	2	21	10.5	21	0
Harrison	1	18	18.0	18	0
Skorupan	1	13	13.0	13	0
White	1	5	5.0	5	0
Krakau	1	0	0.0	0	0
BILLS	19	293	15.4	101t	1
OPPONENTS	17	246	14.5	40	0

PUNTING	No	Yds	Avg	Net	TB	In	Lg	B
Bateman	86	3678	42.7	28.6	14	17	78	1
BILLS	87	3678	42.3	28.6	14	17	78	0
OPPONENTS	72	2771	38.5	32.2	10	18	56	0

PUNT RETURNS	Ret	FC	Yds	Avg	Long	TD
Moody	16	8	166	10.4	67t	1
Hooks	11	3	45	4.1	12	0
Holland	4	2	11	2.8	8	0
Gaddis	1	0	6	6.0	6	0
Word	1	0	-8	-8.0	-8	0
BILLS	33	13	220	6.7	67t	1
OPPONENTS	46	2	378	19.1	89t	2

KICKOFF RETURNS	No.	Yds	Avg	Long	TD
Moody	26	605	23.3	41	0
Hooks	23	551	22.7	79	0
Powell	4	101	25.3	26	0
Holmes	4	90	22.5	26	0
Holland	4	62	15.5	19	0
Ruud	6	68	11.3	18	0
Washington	3	63	21.0	27	0
Word	2	36	18.0	19	0
Cornell	2	32	16.0	18	0
Gaddis	1	16	16.0	16	0
BILLS	75	1594	21.3	79	0
OPPONENTS	48	1204	25.1	74	0

FIELD GOALS	1-19	20-29	30-39	40-49	50+
Jakowenko	0-0	4-4	4-6	4-7	0-0
Ricardo	0-0	1-3	0-0	0-0	0-1
Lepoldt	0-0	0-0	0-3	0-0	0-0
BILLS	0-0	5-7	4-9	4-7	0-1
OPPONENTS	1-1	9-9	10-12	4-6	2-2

Jakowenko: (30G)(38N)(32G,44G)(46G,34N) () (31G)(44N,22G)(29G,42G)(41N,42N) (28G,49G)(28G)(24G)
 Ricardo: () (50N,27G,27N,20N)
 Lepoldt: (31N,39N,37N)
 OPPONENTS: (25G,30G,20G)(54G,44N,28G) (33G,24G,36N,19G)(33G)(37)(21G) (44G,32G)(20G,35G)(46G,33G)(31N,43N) (35G,45G)(22G,35G)(53G)(24G)(22G,36G)

USUAL STARTERS

OFFENSE	WR	LT	LG	C	RG	RT	TE	WR	FB	RB	QB		
	80	78	67	53	68	74	87	81	36	32	17		
	John Holland (7)	Reuben Gant (6)	Dave Foley	Reggie McKenzie	Mike Montler	Joe DeLamilleure	Donnie Green	Paul Seymour	Bob Chandler	Jeff Kinney	OJ Simpson	Joe Ferguson (7)	Gary Marangi (7)

DEFENSE

LE	LT	RT	RE	LLB	MLB	RLB	LCB	RCB	LS	RS	
69	71	79	83	55	52	51	29	28	24	43	
Ken Jones (7)	Ben Williams (6)	Mike Kadish	Marty Smith	Sherman White	John Skorupan	Merv Krakau	Dan Jilek	Mario Clark	Dwight Harrison	Doug Jones	Tony Greene

PASSING	Att	Cmp	Yds	Cmp%	Yds/Att	TD	TD%	Int	Int%	Long	Sack/Lost	Rating
Ferguson	151	74	1086	49.0	7.19	9	6.0	1	0.7	58t	11/80	90.0
Marangi	232	82	998	35.3	4.30	7	3.0	16	6.9	39	22/166	34.0
BILLS	383	156	2084	40.7	5.17	16	4.2	17	4.4	58t	33/246	50.7
OPPONENTS	337	163	2475	48.4	7.34	18	5.3	19	5.6	53	28/210	67.3

WON 3, LOST 11

Date	W/L	Score	Opponent	Attendance
9/18	L	0-13	Miami	76,097
9/25	L	6-26	at Denver	74,897
10/2	L	14-17	at Baltimore	49,247
10/9	L	19-24	NY Jets	32,046
10/16	W	3-0	Atlanta	27,348
10/23	L	16-27	Cleveland	60,905
10/30	L	17-56	at Seattle	61,180
11/6	W	24-14	at New England	60,263
11/13	L	13-31	Baltimore	39,444
11/20	L	7-20	New England	27,598
11/28	L	13-34	at Oakland	51,558
12/4	L	0-10	Washington	22,975
12/11	W	14-10	at NY Jets	31,929
12/17	L	14-31	at Miami	39,626

TOTAL FIRST DOWNS	BUF	OPP
Rushing	93	134
Passing	141	98
Penalty	12	28
3rd Down: Made/Att	75/197	87/197
3rd Down Pct.	38.1	44.2
4th Down: Made/Att	—	—
4th Down: Pct.	—	—

POSSESSION AVG.	BUF	OPP
TOTAL NET YARDS	4391	4453
Avg per Game	313.6	318.1
Total Plays	944	922
Avg per Play	4.7	4.8

NET YARDS RUSHING	BUF	OPP
Avg per Game	132.9	171.8
Total Rushes	450	589

NET YARDS PASSING	BUF	OPP
Avg per Game	180.7	146.3
Sacked/Yards Lost	36/273	17/165
Gross Yards	2803	2213
Att./Completions	458/221	316/155
Completion Pct.	48.3	49.1
Had Intercepted	24	21

PUNTS/AVERAGE	BUF	OPP
NET PUNTING AVG.	29.2	28.3

PENALTIES/YARDS	BUF	OPP
FUMBLES/BALL LOST	36/20	21/12

TOUCHDOWNS	BUF	OPP
Rushing	3	21
Passing	12	17
Returns	4	1

SCORE BY PERIOD	Q1	Q2	Q3	Q4	OT	PTS
BILLS	41	39	33	47	0	160
OPPONENTS	57	113	81	62	0	313

SCORING	TD	Ru	Pa	Rt	K-PAT	FG	S	Pts
Long	0	0	0	0	13/14	7/11	0	34
Chandler	4	0	4	0	0/0	0/0	0	24
Kimbrough	3	0	2	1	0/0	0/0	0	18
Braxton	2	1	1	0	0/0	0/0	0	12
Ferguson	2	2	0	0	0/0	0/0	0	12
Gant	2	0	2	0	0/0	0/0	0	12
Piccone	2	0	2	0	0/0	0/0	0	12
O'Donoghue	0	0	0	0	4/5	2/6	0	10
Brown	1	0	1	0	0/0	0/0	0	6
Cornell	1	0	0	1	0/0	0/0	0	6
D.Jones	1	0	0	1	0/0	0/0	0	6
Moody	1	0	0	1	0/0	0/0	0	6
Greene	0	0	0	0	0/0	0/0	1	2
BILLS	19	3	12	4	17/19	9/17	1	160
OPPONENTS	39	21	17	1	37/39	14/21	3	313

SACKS: White 4.0, Kadish 3.5, Williams 3.5, Jilek 1.0, S. Nelson 1.0, Jones 1.0, Dokes 1.0, Krakau 1.0, Team 1.0
 BILLS: 17.0
 OPPONENTS: 36.0

RUSHING	No.	Yds	Avg	Long	TD
Simpson	126	557	4.4	39	0
Hooks	128	497	3.9	66	0
Braxton	113	372	3.3	12	1
Ferguson	41	279	6.8	41	2
Collier	31	116	3.7	15	0
Brown	8	34	4.3	9	0
Piccone	1	6	6.0	6	0
Bateman	1	0	0.0	0	0
Frankowiak	1	0	0.0	0	0
BILLS	450	1861	4.1	66	3
OPPONENTS	589	2405	4.1	60t	21

RECEIVING	No.	Yds	Avg	Long	TD
Chandler	60	745	12.4	31	4
Braxton	43	461	10.7	27	1
Gant	41	646	15.8	39	2
Piccone	17	240	14.1	25	2
Hooks	16	195	12.2	33	0
Simpson	16	138	8.6	18	0
Kimbrough	10	207	20.7	42	2
Holland	8	107	13.4	27	0
Brown	5	20	4.0	12t	1
Collier	3	23	7.7	11	0
Seymour	2	21	10.5	11	0
BILLS	221	2803	12.7	42	12
OPPONENTS	155	2213	14.3	67	17

INTERCEPTIONS	No.	Yds	Avg	Long	TD
Greene	9	144	16.0	47	0
Clark	7	151	21.6	43	0
D. Jones	2	30	15.0	24t	1
Harrison	2	0	0.0	0	0
Freeman	1	4	4.0	4	0
BILLS	21	329	15.7	47	1
OPPONENTS	24	326	13.6	49	0

PUNTING	No.	Yds	Avg	Net	TB	In	Lg	B
Bateman	81	3229	39.9	29.2	10	14	75	2
BILLS	83	3229	38.9	29.2	10	14	75	2
OPPONENTS	73	2646	36.2	28.3	10	16	61	—

PUNT RETURNS	Ret	FC	Yds	Avg	Long	TD
Moody	15	6	196	13.1	91t	1
Kimbrough	16	1	184	11.5	73t	1
Willis	1	1	0	0.0	0	0
Piccone	0	1	0	—	0	0
BILLS	32	9	380	11.9	91t	2
OPPONENTS	42	3	604	14.4	53	0

KICKOFF RETURNS	No.	Yds	Avg	Long	TD
Kimbrough	15	346	23.1	27	0
Moody	30	636	21.2	45	0
Piccone	4	89	22.3	26	0
Collier	4	55	13.8	19	0
Brown	3	66	22.0	34	0
Romes	1	18	18.0	18	0
B. Nelson	1	10	10.0	10	0
Dunstan	1	9	9.0	9	0
Frankowiak	1	9	9.0	9	0
BILLS	60	1238	20.6	45	0
OPPONENTS	40	814	19.9	93t	1

FIELD GOALS	1-19	20-29	30-39	40-49	50+
Long	0-0	2-2	2-3	3-6	0-0
O'Donoghue	0-0	1-2	1-2	0-1	0-1
BILLS	0-0	3-4	3-5	3-7	0-1
OPPONENTS	1-1	5-5	3-5	5-10	0-0

O'Donoghue: (50N,41N)() ()38N,24G
 (30G,27N)
 Long: (41G)(25G)(30G)(45N,42N,26G,45G)
 () ()33G,40G(45N,37N)() ()
 OPPONENTS: (32G,37G)(48G,26G)(45G,44N)
 (45G)(44N)(41G,27G,29N)() ()22G,30N
 (33G,44N,25G)(46N)(37N,19G)(25G)(48G)

USUAL STARTERS

OFFENSE	WR	LT	LG	C	RG	RT	TE	WR	RB	RB	QB
WR	89	Lou Piccone									
LT	78	Dave Foley									
LG	67	Reggie McKenzie									
C	61	Willie Parker									
RG	68	Joe DeLamielleure									
RT	70	Joe Devlin									
TE	87	Paul Seymour									
WR	81	Bob Chandler									
RB	34	Jim Braxton									
RB	25	Roland Hooks (7)									
QB	12	OJ Simpson (7) Joe Ferguson									

DEFENSE	LE	LT	RT	RE	LLB	MLB	RLB	LCB	RCB	FS	SS
LE	77	Ben Williams									
LT	71	Mike Kadish									
RT	76	Bill Dunstan									
RE	83	Sherman White									
LLB	59	Shane Nelson									
MLB	52	Merv Krakau									
RLB	51	Dan Jilek									
LCB	29	Mario Clark									
RCB	28	Dwight Harrison									
FS	43	Tony Greene									
SS	24	Doug Jones									

PASSING	Att	Cmp	Yds	Cmp%	Yds/Att	TD	TD%	Int	Int%	Long	Sack/Lost	Rating
Ferguson	457	221	2803	48.4	6.13	12	2.6	24	5.3	42	36/273	54.6
Simpson	1	0	0	0.0	0.00	0	0.0	0	0.0	0	0/0	39.6
BILLS	458	221	2803	48.3	6.13	12	2.6	24	5.2	42	36/273	54.8
OPPONENTS	316	155	2213	49.1	7.00	17	5.4	21	6.6	67	17/165	62.7

1978 SEASON STATISTICS | T-4th AFC East | Coach Chuck Knox

WON 5, LOST 11

Date	W/L	Score	Opponent	Attendance
9/3	L	17-28	Pittsburgh	64,147
9/10	L	20-21	NY Jets	40,985
9/17	L	24-31	at Miami	48,373
9/24	W	24-17	Baltimore	55,270
10/1	W	28-13	Kansas City	47,310
10/8	L	14-45	at NY Jets	44,545
10/15	L	10-17	at Houston	47,727
10/22	W	5-0	Cincinnati	47,754
10/29	L	20-41	at Cleveland	51,409
11/5	L	10-14	New England	44,897
11/12	L	24-25	Miami	48,623
11/19	L	10-31	at Tampa Bay	61,383
11/26	W	41-17	NY Giants	28,496
12/3	L	10-14	at Kansas City	25,781
12/10	L	24-26	at New England	59,598
12/17	W	21-14	at Baltimore	25,415

SCORING	TD	Ru	Pa	Rt	K-PAT	FG	S	Pts
Dempsey	0	0	0	0	36/39	10/13	0	66
Lewis	7	0	7	0	0/0	0/0	0	42
Miller	7	7	0	0	0/0	0/0	0	42
Brown	5	4	0	1	0/0	0/0	1	32
Chandler	5	0	5	0	0/0	0/0	0	30
Gant	5	0	5	0	0/0	0/0	0	30
Hooks	3	2	1	0	0/0	0/0	0	18
D.Johnson	2	2	0	0	0/0	0/0	0	12
Piccone	2	0	2	0	0/0	0/0	0	12
Moody	1	0	0	1	0/0	0/0	0	6
Romes	1	0	0	1	0/0	0/0	0	6
Walton	1	0	1	0	0/0	0/0	0	6
BILLS	39	15	21	3	36/39	10/13	1	302
OPPONENTS	46	23	20	3	43/46	11/21	1	354

KICKOFF RETURNS	No.	Yds	Avg	Long	TD
Brown	17	428	25.2	102t	1
Moody	18	371	20.6	35	0
D. Johnson	10	204	20.4	41	0
Hooks	7	124	17.7	25	0
Franckowiak	5	60	12.0	19	0
Powell	3	53	17.7	25	0
Piccone	3	51	17.0	26	0
Miller	1	17	17.0	17	0
Hutchinson	1	8	8.0	8	0
Willis	1	0	0.0	0	0
BILLS	66	1316	19.9	102t	1
OPPONENTS	58	1182	20.4	46	0

	BUF	OPP
TOTAL FIRST DOWNS	274	305
Rushing	132	171
Passing	113	104
Penalty	29	30
3rd Down: Made/Att	88/213	98/209
3rd Down Pct.	41.3	46.9
4th Down: Made/Att	—	—
4th Down: Pct.	—	—

RUSHING	No.	Yds	Avg	Long	TD
Miller	238	1060	4.5	60t	7
Brown	128	591	4.6	58t	4
Hooks	76	358	4.7	66	2
D. Johnson	55	222	4.0	30	2
Ferguson	27	76	2.8	12	0
Braxton	30	73	2.4	5	0
Gant	1	14	14.0	14	0
Jackson	1	-13	-13.0	-13	0
BILLS	556	2381	4.3	66	15
OPPONENTS	677	3228	4.8	71	23

FIELD GOALS	1-19	20-29	30-39	40-49	50+
Dempsey	0-0	5-5	4-5	1-3	0-0
BILLS	0-0	5-5	4-5	1-3	0-0
OPPONENTS	0-0	6-9	1-5	4-7	0-0

Dempsey: (32G)() (46G)(41N,21G)() () (33G)(43N,20G)() (21G)(33G)(37G)(37N)(22G)(26G)()
OPPONENTS: (49N)() (49G)(21G)(42G,27G,36N)(38G)(23N,43G)() () (48N)(47G,24G)(28G,38N)(27G)(21B,35N,23B)(42N,21G)(36N)

POSSESSION AVG.	—	—
TOTAL NET YARDS	4630	5188
Avg per Game	289.4	324.3
Total Plays	974	1016
Avg per Play	4.8	5.1
NET YARDS RUSHING	2381	3228
Avg per Game	148.8	201.8
Total Rushes	556	677

RECEIVING	No.	Yds	Avg	Long	TD
Chandler	44	581	13.2	44	5
Lewis	41	735	17.9	92t	7
Gant	34	408	12.0	25	5
Miller	22	246	11.2	52	0
Brown	18	130	7.2	31	0
Hooks	15	110	7.3	21	1
D. Johnson	10	83	8.3	28	0
Piccone	7	71	10.1	15	2
Braxton	5	38	7.6	12	0
Walton	4	66	16.5	32t	1
Willis	2	41	20.5	23	0
Ferguson	1	-6	-6.0	-6	0
BILLS	203	2503	12.3	92t	21
OPPONENTS	167	2156	12.9	52	20

USUAL STARTERS	OFFENSE	
WR	82	Frank Lewis
LT	72/73	Ken Jones
LG	67	Reggie McKenzie
C	61	Willie Parker
RG	68	Joe DeLamielleure
RT	70	Joe Devlin
TE	88	Reuben Gant
WR	81	Bob Chandler
FB	47	Curtis Brown
RB	40	Terry Miller
QB	12	Joe Ferguson

NET YARDS PASSING	2249	1960
Avg per Game	140.6	122.5
Sacked/Yards Lost	30/254	22/196
Gross Yards	2503	2156
Att./Completions	388/203	317/167
Completion Pct.	52.3	52.7
Had Intercepted	17	14

INTERCEPTIONS	No.	Yds	Avg	Long	TD
Clark	5	29	5.8	29	0
Nelson	3	69	23.0	40	0
Greene	3	56	18.7	29	0
Romes	2	95	47.5	85t	1
Sanford	1	41	41.0	41	0
BILLS	14	290	20.7	85t	1
OPPONENTS	17	219	12.9	40	1

DEFENSE		
LE	77	Ben Williams
LT	74	Dee Hardison
RT	85	Phil Dokes
RE	83	Sherman White
LLB	59	Shane Nelson
MLB	54/58	Randy McClanahan
RLB	57	Lucius Sanford
LCB	29	Mario Clark
RCB	26	Charles Romes
FS	43	Tony Greene

PUNTS/AVERAGE	89/37.9	71/36.5
NET PUNTING AVG.	30.9	30.3

PUNTING	No	Yds	Avg	Net	TB	In	Lg	B
Jackson	87	3373	38.8	30.9	9	19	70	2
BILLS	89	3373	37.9	30.9	9	19	70	2
OPPONENTS	71	2588	36.5	30.3	3	17	65	1

PENALTIES/YARDS	120/1103	98/939
FUMBLES/BALL LOST	34/17	27/16
TOUCHDOWNS	39	46
Rushing	15	23
Passing	21	20
Returns	3	3

PUNT RETURNS	Ret	FC	Yds	Avg	Long	TD
Moody	19	5	240	12.6	82t	1
Piccone	14	4	88	6.3	13	0
Levenseller	3	0	35	11.7	15	0
Hooks	3	0	12	4.0	11	0
Brown	1	0	0	0.0	0	0
BILLS	40	9	375	9.4	82t	1
OPPONENTS	48	8	442	9.2	82t	1

SCORE BY PERIOD	Q1	Q2	Q3	Q4	OT	PTS
BILLS	41	96	43	122	0	302
OPPONENTS	69	118	89	78	0	354

PASSING	Att	Cmp	Yds	Cmp%	Yds/Att	TD	TD%	Int	Int%	Long	Sack/Lost	Rating
Ferguson	330	175	2136	53.0	6.47	16	4.8	15	4.5	92t	29/243	70.5
Munson	43	24	328	55.8	7.62	4	9.3	2	4.7	43	0/0	91.8
Mays	15	4	39	26.7	2.60	1	6.7	0	0.0	19	1/11	61.9
BILLS	388	203	2503	52.3	6.45	21	5.4	17	4.4	92t	30/254	72.2
OPPONENTS	317	167	2156	52.7	6.80	20	6.3	14	4.4	52	22/196	77.0

HISTORY

1979 SEASON STATISTICS | 4th AFC East | Coach Chuck Knox

WON 7, LOST 9

Date	W/L	Score	Opponent	Attendance
9/2	L	7-9	Miami	69,441
9/9	W	51-24	Cincinnati	43,504
9/16	L	19-27	at San Diego	50,709
9/23	W	46-31	NY Jets	68,731
9/30	W	31-13	at Baltimore	31,904
10/7	L	0-7	Chicago	73,383
10/14	L	7-17	at Miami	45,597
10/21	L	13-14	Baltimore	50,581
10/28	W	20-17	at Detroit	61,911
11/4	L	6-26	New England	67,935
11/11	W	14-12	at NY Jets	50,647
11/18	W	19-12	Green Bay	39,679
11/25	W	16-13(OT)	at New England	60,991
12/2	L	16-19	Denver	37,886
12/9	L	3-10	at Minnesota	42,339
12/16	L	0-28	at Pittsburgh	48,002

	BUF	OPP
TOTAL FIRST DOWNS	252	273

Rushing	83	137
Passing	147	117
Penalty	22	19
3rd Down: Made/Att	93/224	98/233
3rd Down Pct.	41.5	42.1
4th Down: Made/Att	—	—
4th Down: Pct.	—	—

POSSESSION AVG.	—	—
-----------------	---	---

TOTAL NET YARDS	4837	5011
Avg per Game	90.2	313.2
Total Plays	382	1022
Avg per Play	4.9	4.9

NET YARDS RUSHING	1621	2481
Avg per Game	101.3	155.1
Total Rushes	474	617

NET YARDS PASSING	3216	2530
Avg per Game	201.0	158.1
Sacked/Yards Lost	43/387	23/183
Gross Yards	3603	2713
Att./Completions	465/241	382/193
Completion Pct.	51.8	50.5
Had Intercepted	15	24

PUNTS/AVERAGE	96/38.2	92/38.2
---------------	---------	---------

NET PUNTING AVG.	30.2	31.2
------------------	------	------

PENALTIES/YARDS	104/887	106/788
-----------------	---------	---------

FUMBLES/BALL LOST	32/19	31/17
-------------------	-------	-------

TOUCHDOWNS	30	34
Rushing	11	18
Passing	14	14
Returns**	5	2

SCORE BY PERIOD	Q1	Q2	Q3	Q4	OT	PTS
BILLS	21	73	95	76	3	268
OPPONENTS	54	91	50	84	0	279

SCORING	TD	Ru	Pa	Rt	K-PAT	FG	S	Pts
Mike-Mayer	0	0	0	0	17/18	20/29	0	77
Hooks	6	6	0	0	0/0	0/0	0	36
Brown	4	1	3	0	0/0	0/0	0	24
Butler	4	0	4	0	0/0	0/0	0	24
Collier	2	2	0	0	0/0	0/0	0	12
Gant	2	0	2	0	0/0	0/0	0	12
Lewis	2	0	2	0	0/0	0/0	0	12
Piccone	2	0	2	0	0/0	0/0	0	12
Dempsey	0	0	0	0	8/11	1/4	0	11
Ferguson	1	1	0	0	0/0	0/0	0	6
Freeman	1	0	0	1	0/0	0/0	0	6
Miller	1	1	0	0	0/0	0/0	0	6
Robertson	1	0	0	1	0/0	0/0	0	6
Romes	1	0	0	1	0/0	0/0	0	6
Sanford	1	0	0	1	0/0	0/0	0	6
Shipp	1	0	1	0	0/0	0/0	0	6
Smerlas	1	0	0	1	0/0	0/0	0	6
BILLS	30	11	14	5	25/30	21/33	268	
OPPONENTS	34	18	14	2	27/34	16/31	279	

SACKS: White 5.5, Hardison 4.5, Kadish 3.0, Nelson 3.0, Hutchinson 2.0, Smerlas 2.0, Haslett 1.0, Robertson 1.0, Williams 1.0
BILLS: 23.0
OPPONENTS: 43.0

RUSHING	No.	Yds	Avg	Long	TD
Brown	172	574	3.3	25	1
Miller	139	484	3.5	75	1
Hooks	89	320	3.6	32	6
Collier	34	130	3.8	22	2
Ferguson	22	68	3.1	15	1
Powell	10	29	2.9	9	0
Butler	2	13	6.5	12	0
D. Johnson	3	5	1.7	2	0
Mike-Mayer	1	4	4.0	4	0
Lewis	2	-6	-3.0	-1	0
BILLS	474	1621	3.4	75	11
OPPONENTS	617	2481	4.0	55	18

RECEIVING	No.	Yds	Avg	Long	TD
Lewis	54	1082	20.0	55	2
Butler	48	834	17.4	75	4
Brown	39	401	10.3	84	3
Piccone	33	556	16.8	49	2
Hooks	26	254	9.8	42	0
Gant	19	245	12.9	22	2
Miller	10	111	11.1	52	0
Collier	7	43	6.1	19	0
Shipp	3	43	14.3	27	1
Fulton	2	34	17.0	18	0
BILLS	241	3603	15.0	84	14
OPPONENTS	193	2713	14.1	73	14

INTERCEPTIONS	No.	Yds	Avg	Long	TD
Nixon	6	81	13.5	43	0
Clark	5	95	19.0	36	0
Freeman	3	62	20.7	50	1
Sanford	2	44	22.0	25	0
Robertson	2	29	14.5	23	1
Haslett	2	15	7.5	11	0
D. Greene	1	21	21.0	21	0
Nelson	1	13	13.0	13	0
T. Greene	1	10	10.0	10	0
Romes	1	0	0.0	0	0
BILLS	24	370	15.4	50	2
OPPONENTS	15	161	10.7	30	0

PUNTING	No.	Yds	Avg	Net	TB	In	Lg	B
Jackson	96	3671	38.2	30.2	11	14	60	0
BILLS	96	3671	38.2	30.2	11	14	60	0
OPPONENTS	92	3512	38.2	31.2	16	20	62	1

PUNT RETURNS	Ret	FC	Yds	Avg	Long	TD
Moody	38	10	318	8.4	32	0
Piccone	0	1	0	—	0	0
BILLS	38	11	318	8.4	32	0
OPPONENTS	61	9	555	9.1	86	1

KICKOFF RETURNS	No.	Yds	Avg	Long	TD
Moody	27	556	20.6	35	0
Miller	8	160	20.0	24	0
Collier	7	129	18.4	27	0
Powell	6	97	16.2	22	0
Willis	4	92	23.0	33	0
Brown	3	42	14.0	22	0
Piccone	3	41	13.7	17	0
Keating	1	14	14.0	14	0
BILLS	59	1131	19.2	35	0
OPPONENTS	54	1142	21.1	51	0

FIELD GOALS	1-19	20-29	30-39	40-49	50+
Mike-Mayer	0-0	8-8	8-10	4-11	0-0
Dempsey	1-1	0-0	0-2	0-1	0-0
BILLS	1-1	8-8	8-12	4-12	0-0
OPPONENTS	0-0	5-8	9-14	2-8	0-1

Dempsey: (47N,34N)(18G,36N)()
Mike-Mayer: (23G,29G)(41G)() () (44N,40G,37G)(23G,42G)(39G,40G,37N,49N,40N)() (41N,37G,34G,31G,32G)(29G,26G,29G)(41N,28G,32G,34G)(43N,24G)(36B,46N)
OPPONENTS: (34B,34G,37N)(24G)() (30G,37N)(26G,47N,33G)(28N,44N)(29G,34B)() (40G,44B)(48N,49N,33G,37G)() (25G,32G)(47G,40B,32G)(22N,23G,28N,32G)(31G)(52B,38N)

USUAL STARTERS	OFFENSE
WR	80 Jerry Butler
LT	72 Ken Jones
LG	67 Reggie McKenzie
C	61 Willie Parker
RG	68 Joe Delamielleure
RT	70 Joe Devlin
TE	88 Reuben Gant
WR	82 Frank Lewis
FB	47 Curtis Brown
RB	40 Terry Miller
QB	12 Joe Ferguson

DEFENSE	
LE	77 Ben Williams
NT	71 Mike Kadish
RE	83 Sherman White
OLB	58 Isiah Robertson
ILB	55 Jim Haslett
ILB	59 Shane Nelson
OLB	57 Lucius Sanford
LCB	29 Mario Clark
RCB	26 Charles Romes
FS	43 Tony Greene
SS	22 Steve Freeman

PASSING	Att	Cmp	Yds	Cmp%	Yds/Att	TD	TD%	Int	Int%	Long	Sack/Lost	Rating
Ferguson	458	238	3572	52.0	7.80	14	3.1	15	3.3	84	43/387	74.5
Munson	7	3	31	42.9	4.42	0	0.0	0	0.0	0	0/0	56.3
BILLS	465	241	3603	51.8	7.75	14	3.0	15	3.2	84	43/387	74.5
OPPONENTS	382	193	2713	50.5	7.10	14	3.7	24	6.3	73	23/183	59.8

HISTORY

1980 SEASON STATISTICS | 1st AFC East | Coach Chuck Knox

WON 11, LOST 5

Date	W/L	Score	Opponent	Attendance
9/7	W	17-7	Miami	79,598
9/14	W	20-10	NY Jets	65,315
9/21	W	35-26	at New Orleans	51,154
9/28	W	24-7	Oakland	77,259
10/5	W	26-24	at San Diego	51,982
10/12	L	12-17	Baltimore	73,634
10/19	L	14-17	at Miami	41,636
10/26	W	31-13	New England	75,092
11/2	L	14-30	Atlanta	57,959
11/9	W	31-24	at NY Jets	45,677
11/16	W	14-0	at Cincinnati	40,836
11/23	W	28-13	Pittsburgh	79,659
11/30	L	24-28	at Baltimore	36,184
12/7	W	10-7(OT)	Los Angeles	77,133
12/14	L	2-24	at New England	58,324
12/21	W	18-13	at San Francisco	37,476

AFC DIVISIONAL PLAYOFF

1/3	L	14-20	at San Diego	52,028
-----	---	-------	--------------	--------

	BUF	OPP
TOTAL FIRST DOWNS	317	251
Rushing	134	109
Passing	157	120
Penalty	26	22
3rd Down: Made/Att	127/240	91/217
3rd Down Pct.	52.9	41.9
4th Down: Made/Att	—	—
4th Down: Pct.	—	—

	BUF	OPP
POSSESSION AVG.	—	—
TOTAL NET YARDS	4972	4101
Avg per Game	310.8	256.3
Total Plays	1084	952
Avg per Play	4.6	4.3

	BUF	OPP
NET YARDS RUSHING	2222	1819
Avg per Game	138.9	113.7
Total Rushes	603	486

	BUF	OPP
NET YARDS PASSING	2750	2282
Avg per Game	171.9	142.6
Sacked/Yards Lost	20/186	33/279
Gross Yards	2936	2561
Att./Completions	461/262	433/240
Completion Pct.	56.8	55.4
Had Intercepted	19	24

PUNTS/AVERAGE	74/38.2	82/39.3
----------------------	----------------	----------------

NET PUNTING AVG.	31.1	34.2
-------------------------	-------------	-------------

PENALTIES/YARDS	90/731	97/805
------------------------	---------------	---------------

FUMBLES/BALL LOST	36/22	37/20
--------------------------	--------------	--------------

	BUF	OPP
TOUCHDOWNS	40	31
Rushing	17	14
Passing	20	15
Returns**	3	2

SCORE BY PERIOD

	Q1	Q2	Q3	Q4	OT	PTS
BILLS	54	104	55	104	3	320
OPPONENTS	50	87	72	51	0	260

SCORING

Player	TD	Ru	Pa	Rt	K-PAT	FG	S	PTS
Mike-Mayer	0	0	0	0	37/39	13/23	0	76
Cribbs	12	11	1	0	0/0	0/0	0	72
Butler	6	0	6	0	0/0	0/0	0	36
Lewis	6	0	6	0	0/0	0/0	0	36
Brammer	4	0	4	0	0/0	0/0	0	24
Brown	3	3	0	0	0/0	0/0	0	18
Leaks	3	2	1	0	0/0	0/0	0	18
Freeman	1	0	1	0	0/0	0/0	0	6
Gant	1	0	1	0	0/0	0/0	0	6
Hooks	1	1	0	0	0/0	0/0	0	6
Jessie	1	0	1	0	0/0	0/0	0	6
Nixon	1	0	1	0	0/0	0/0	0	6
Sanford	1	0	1	0	0/0	0/0	0	6
Johnson	0	0	0	0	0/0	0/0	1	2
Simpson	0	0	0	0	0/0	0/0	1	2
BILLS	40	17	20	3	37/40	13/23	2	320
OPPONENTS	31	14	15	2	29/31	15/20	2	260

SACKS: Williams 12.0, Smerlas 6.5, White 5.0, Sanford 3.0, Haslett 2.0, Robertson 1.5, Kadhish 1.0, Nelson 1.0, Clark 1.0
BILLS: 33.0
OPPONENTS: 20.0

RUSHING

Player	No.	Yds	Avg	Long	TD
Cribbs	306	1185	3.9	48	11
Brown	153	559	3.7	34t	3
Leaks	67	219	3.3	15	2
Hooks	25	118	4.7	25	1
Ferguson	31	65	2.1	15	0
Miller	12	35	2.9	6	0
Manucci	3	29	9.7	17	0
Butler	1	18	18.0	18	0
Brammer	1	8	8.0	8	0
Humm	1	5	5.0	5	0
Jessie	1	-9	-9.0	-9	0
Cater	2	-10	-5.0	-1	0
BILLS	603	2222	3.7	48	17
OPPONENTS	486	1819	3.7	47	14

RECEIVING

Player	No.	Yds	Avg	Long	TD
Butler	57	832	14.6	69	6
Cribbs	52	415	8.0	21t	1
Lewis	40	648	16.2	31t	6
Brown	27	137	5.1	20	0
Brammer	26	283	10.9	36	4
Hooks	23	179	7.8	26	0
Gant	12	181	15.1	48	1
Leaks	8	57	7.1	18	1
Piccone	7	82	11.7	16	0
Jessie	4	56	14.0	20	1
Ferguson	3	41	13.7	19	0
Miller	3	25	8.3	15	0
BILLS	262	2936	11.2	69	20
OPPONENTS	240	2561	10.7	56	15

INTERCEPTIONS

Player	No.	Yds	Avg	Long	TD
Freeman	7	107	15.3	47t	1
Nixon	5	81	16.2	50t	1
Simpson	4	36	9.0	14	0
Romes	2	41	20.5	30	0
Robertson	2	39	19.5	39	0
Haslett	2	30	15.0	17	0
Clark	1	0	0.0	0	0
White	1	0	0.0	0	0
BILLS	24	334	13.9	50t	2
OPPONENTS	19	193	10.2	48t	1

PUNTING

Player	No	Yds	Avg	Net	Tb	In	Lg	B
Cater	73	2828	38.7	31.1	16	12	61	1
BILLS	74	2828	38.2	31.1	16	12	61	1
OPPONENTS	82	3226	39.3	34.2	8	21	61	1

PUNT RETURNS

Player	Ret	FC	Yds	Avg	Long	TD
Cribbs	29	7	154	5.3	16	0
Hooks	8	2	90	11.3	17	0
Piccone	2	3	15	7.5	8	0
BILLS	39	12	259	6.6	17	0
OPPONENTS	34	6	204	6.0	21	0

KICKOFF RETURNS

Player	No.	Yds	Avg	Long	TD
Miller	16	303	18.9	43	0
Brown	10	181	18.1	25	0
Owens	8	157	19.6	29	0
Hooks	7	109	15.6	35	0
Keating	3	38	12.7	16	0
Cribbs	2	39	19.5	20	0
Vogler	1	0	0.0	0	0
BILLS	47	827	17.6	43	0
OPPONENTS	52	1051	20.2	44	0

FIELD GOALS

Player	1-19	20-29	30-39	40-49	50+
Mike-Mayer	0-0	4-4	4-9	5-9	0-1
BILLS	0-0	4-4	4-9	5-9	0-1
OPPONENTS	0-0	5-5	3-6	6-8	1-1

Mike-Mayer: (40G)(47G,38G,47N)(51B)

(30G)(48G,29G)(49G,20G)() (23G,39N)
 (37B)(30G,44N)(49N)() (35N,40G,47B)
 (38N,38N,30G)() (25G)

OPPONENTS: () (44G)(45G,47G)() (29G,30N)
 (21G,35N,49N)(23G)(41G,32G)
 (28G,50G,44G)(33G)() (36G,42G)() (39N)
 (40N,27G)()

USUAL STARTERS
OFFENSE

WR	80	Jerry Butler
LT	72	Ken Jones
LG	67	Reggie McKenzie
C	53	Will Grant
RG	69	Conrad Dobler
RT	70	Joe Devlin
TE	88	Reuben Gant
WR	82	Frank Lewis
FB	47	Curtis Brown
RB	20	Joe Cribbs
QB	12	Joe Ferguson

DEFENSE

LE	77	Ben Williams
NT	76	Fred Smerlas
RE	83	Sherman White
OLB	57	Lucius Sanford
ILB	55	Jim Haslett
ILB	59	Shane Nelson
OLB	58	Isiah Robertson
LCB	29	Mario Clark
RCB	26	Charles Romes
FS	45	Bill Simpson
SS	22	Steve Freeman

PASSING	Att	Cmp	Yds	Cmp%	Yds/Att	TD	TD%	Int	Int%	Long	Sack/Lost	Rating
Ferguson	439	251	2805	57.2	6.39	20	4.6	18	4.1	69	13/129	74.6
Humm	14	4	39	28.6	2.79	0	0.0	1	7.1	19	2/9	10.0
Cater	1	1	15	100.0	15.00	0	0.0	0	0.0	15	0/0	118.8
Cribbs	1	1	13	100.0	13.00	0	0.0	0	0.0	13	0/0	118.8
Manucci	6	5	64	83.3	10.67	0	0.0	0	0.0	22	5/48	111.0
BILLS	461	262	2936	56.8	6.37	20	4.3	19	4.1	69	20/186	73.2
OPPONENTS	433	240	2561	55.4	5.91	15	3.5	24	5.5	56	33/279	61.6

HISTORY

1981 SEASON STATISTICS | 3rd AFC East | Coach Chuck Knox

WON 10, LOST 6

Date	W/L	Score	Opponent	Attendance
9/6	W	31-0	NY Jets	79,754
9/13	W	35-3	at Baltimore	44,950
9/17	L	14-20	Philadelphia	78,331
9/27	L	24-27(OT)	at Cincinnati	46,418
10/4	W	23-17	Baltimore	77,811
10/12	W	31-21	Miami	78,576
10/18	L	14-33	at NY Jets	54,607
10/25	W	9-7	Denver	77,757
11/1	W	22-13	Cleveland	78,266
11/9	L	14-27	at Dallas	62,583
11/15	L	0-24	at St. Louis	46,214
11/22	W	20-17	New England	71,593
11/29	W	21-14	Washington	59,624
12/6	W	28-27	at San Diego	51,488
12/13	W	19-10	at New England	42,549
12/19	L	6-16	at Miami	72,956

AFC WILD CARD PLAYOFF GAME

12/27 W 31-27 at NY Jets 57,050

AFC DIVISIONAL PLAYOFF

1/3 L 21-28 at Cincinnati 55,420

	BUF	OPP
TOTAL FIRST DOWNS	315	298
Rushing	127	113
Passing	163	154
Penalty	25	31
3rd Down: Made/Att	94/217	72/218
3rd Down Pct.	43.3	33.0
4th Down: Made/Att	—	—
4th Down: Pct.	—	—

POSSESSION AVG. 30:24 29:36

	5640	4945
TOTAL NET YARDS		
Av. per Game	352.5	309.1
Total Plays	1043	1037
Av. per Play	5.4	4.8

	2125	2075
NET YARDS RUSHING		
Av. per Game	132.8	129.7
Total Rushes	524	516

	3515	2870
NET YARDS PASSING		
Av. per Game	219.7	179.4
Sacked/Yards Lost	16/146	47/373
Gross Yards	3661	3243
Att./Completions	503/253	474/267
Completion Pct.	50.3	56.3
Had Intercepted	20	19

PUNTS/AVERAGE 80/39.7 77/40.0

NET PUNTING AVG. 80/33.9 77/35.6

PENALTIES/YARDS 114/1001 93/690

FUMBLES/BALL LOST 33/18 38/17

	38	30
TOUCHDOWNS		
Rushing	13	7
Passing	25	21
Returns	0	2

SCORE BY PERIOD								Q1	Q2	Q3	Q4	OT	PTS
BILLS								78	124	66	43	0	311
OPPONENTS								44	81	67	81	3	276

SCORING	TD	Ru	Pa	Rt	K-PAT	FG	S	PTS
Mike-Mayer	0	0	0	0	37/37	14/24	0	79
Cribbs	10	3	7	0	0/0	0/0	0	60
Butler	8	0	8	0	0/0	0/0	0	48
Leaks	6	6	0	0	0/0	0/0	0	36
Hooks	5	3	2	0	0/0	0/0	0	30
Lewis	4	0	4	0	0/0	0/0	0	24
Brammer	2	0	2	0	0/0	0/0	0	12
Barnett	1	0	1	0	0/0	0/0	0	6
Brown	1	0	1	0	0/0	0/0	0	6
Ferguson	1	1	0	0	0/0	0/0	0	6
BILLS	38	13	25	0	37/38	14/24	2	311
OPPONENTS	30	7	21	2	30/30	22/26	0	276

SACKS: B. Williams 9.0, K. Johnson 8.0, White8.0, Kush 5.5, Nelson 3.0, Robertson 2.5, Irvin2.0, Nixon 2.0, Sanford 2.0, Smerlas 2.0, Clark1.0, Simpson 1.0, Team 1.0
BILLS: 47.0
OPPONENTS: 16.0

RUSHING	No.	Yds	Avg	Long	TD
Cribbs	257	1097	4.3	35	3
Leaks	91	357	3.9	31	6
Hooks	51	250	4.9	19	3
Brown	62	226	3.6	13	0
McCutcheon	34	138	4.1	12	0
Ferguson	20	29	1.5	16	1
Riddick	3	29	9.7	12	0
Brammer	2	17	8.5	6	0
Butler	1	1	1	1	0
Robinson	1	-2	-	-2	0
Kush	1	-6	-	-6	0
Franklin	1	-11	-	-11	0
BILLS	524	2125	4.1	35	13
OPPONENTS	516	2075	4.0	29	7

RECEIVING	No.	Yds	Avg	Long	TD
Lewis	70	1244	17.8	33	4
Butler	55	842	15.3	67	8
Cribbs	40	603	15.1	65	7
Brammer	33	365	11.1	26	2
Jessie	15	200	13.3	44	0
Hooks	10	140	14.0	37	2
Leaks	7	51	7.3	13	0
Brown	7	46	6.6	10	1
Piccone	5	65	13.0	16	0
McCutcheon	5	40	8.0	17	0
Barnett	4	36	9.0	16	1
Franklin	2	29	14.5	16	0
BILLS	253	3661	14.5	67	25
OPPONENTS	267	3243	12.1	73	21

INTERCEPTIONS	No.	Yds	Avg	Long	TD
Clark	5	142	28.4	53	0
Romes	4	113	28.3	35	0
Simpson	4	42	10.5	42	0
Robertson	2	15	7.5	15	0
Kush	1	19	19.0	19	0
Bess	1	12	12.0	12	0
Nelson	1	9	9.0	9	0
Williams	1	0	-	0	0
BILLS	19	352	18.5	53	0
OPPONENTS	20	333	16.7	47	0

PUNTING	No.	Yds	Avg	TB	In	Lg	B
Cater	80	3175	39.7	12	16	71	0
BILLS	80	3175	39.7	12	16	71	0
OPPONENTS	77	3237	42.0	10	14	72	0

PUNT RETURNS	Ret	FC	Yds	Avg	Long	TD
Franklin	17	2	142	8.4	25	0
Hooks	9	2	57	6.3	13	0
Riddick	4	0	48	12.0	22	0
Franklin	5	3	45	9.0	15	0
BILLS	35	7	292	8.3	25	0
OPPONENTS	34	13	220	6.5	20	0

KICKOFF RETURNS	No.	Yds	Avg	Long	TD
Franklin	21	436	20.8	33	0
Riccicci	14	257	18.4	25	0
Hooks	11	215	19.5	36	0
Brown	7	140	20.0	30	0
Piccone	2	31	15.5	16	0
Bess	1	6	6.0	6	0
Freeman	1	0	-	0	0
BILLS	57	1085	19.0	36	0
OPPONENTS	61	1268	20.8	30	1

FIELD GOALS	1-19	20-29	30-39	40-49	50+
Mike-Mayer	0-0	4-6	5-7	5-10	0-1
BILLS	0-0	4-6	5-7	5-10	0-1
OPPONENTS	1-1	9-9	8-9	4-6	0-1

Mike-Mayer: (21G,51N)(49N)(20N)(40G)
 (43N,34G,44G,45G)(37G)(47N)
 (41G,46G,36G)() () (28G,42N,23G,38N)
 (39N)(40N)(29G)(31G,36G,27N)
OPPONENTS: () (22G)(29G,56N,46G)(23G,
 28G)(32G)() (24G,29G,39G,22G)(43B)(36G,
 39G)(47G,31G)(35G,48N)(43G,35B)() (29G,
 27G)(42G)(22G,30G,233G)

USUAL STARTERS		
OFFENSE		
WR	80	Jerry Butler
LT	72	Ken Jones
LG	73	Jon Borhardt (8)
	67	Reggie McKenzie (6)
C	53	Will Grant
RG	69	Conrad Dobler
RT	70	Joe Devlin
TE	86	Mark Brammer
WR	82	Frank Lewis
FB	47	Curtis Brown
RB	20	Joe Cribbs
QB	12	Joe Ferguson
DEFENSE		
LE	77	Ben Williams
NT	76	Fred Smerlas
RE	83	Sherman White
OLB	57	Lucius Sanford
ILB	55	Jim Haslett
ILB	59	Shane Nelson
OLB	58	Isiah Robertson
LCB	29	Mario Clark
RCB	26	Charles Romes
FS	45	Bill Simpson
SS	22	Steve Freeman

PASSING	Att	Cmp	Yds	Cmp%	Yds/Att	TD	TD%	Int	Int%	Long	Sack/Lost	Rating
Ferguson	498	252	3652	50.6	7.33	24	4.8	20	4.0	67	15/137	74.1
Robinson	2	0	0	0.0	0.00	0	0.0	0	0.0	0	1/9	39.6
Cribbs	1	1	9	100.0	9.00	1	100.0	0	0.0	9	0/0	143.8
Leaks	1	0	0	0.0	0.00	0	0.0	0	0.0	0	0/0	39.6
Mike-Mayer	1	0	0	0.0	0.00	0	0.0	0	0.0	0	0/0	39.6
BILLS	503	253	3661	50.3	7.29	25	5.0	20	4.0	67	16/146	74.3
OPPONENTS	474	267	3243	56.3	6.84	21	4.4	19	4.2	73	47/373	74.7

1982 SEASON STATISTICS | 4th AFC East | Coach Chuck Knox

WON 4, LOST 5

Date	W/L	Score	Opponent	Attendance
9/12	W	14-9	Kansas City	79,383
9/16	W	23-22	Minnesota	77,753
9/26	C		at Houston	
10/3	C		New England	
10/10	C		at Baltimore	
10/18	C		at NY Jets	
10/24	C		Detroit	
10/31	C		at Denver	
11/7	C		NY Jets	
11/14	C		at New England	
11/21	L	7-9	Miami	52,945
11/28	W	20-0	Baltimore	33,985
12/5	L	21-33	at Green Bay+	46,655
12/12	W	13-0	Pittsburgh	58,391
12/19	L	23-24	at Tampa Bay	62,510
12/27	L	10-27	at Miami	73,924
1/2	L	19-30	at New England	36,218

+ at Milwaukee
C - Canceled

	BUF	OPP
TOTAL FIRST DOWNS	180	151
Rushing	83	64
Passing	84	72
Penalty	13	15
3rd Down: Made/Att	57/129	34/112
3rd Down Pct.	44.1	30.4
4th Down: Made/Att	8/13	5/8
4th Down: Pct.	61.5	62.5

POSSESSION AVG. — —

	BUF	OPP
TOTAL NET YARDS	2927	2334
Avg. per Game	325.2	259.3
Total Plays	604	536
Avg. per Play	4.9	4.4

	BUF	OPP
NET YARDS RUSHING	1371	1034
Avg. per Game	152.3	114.9
Total Rushes	319	268

	BUF	OPP
NET YARDS PASSING	1556	1300
Avg. per Game	172.9	144.4
Sacked/Yards Lost	12/115	12/82
Gross Yards	1671	1382
Att./Completions	273/149	256/114
Completion Pct.	54.6	44.5
Had Intercepted	17	13

PUNTS/AVERAGE **35/37.9** **44/39.3**

NET PUNTING AVG. **36.5** **35.7**

PENALTIES/YARDS **69/582** **49/395**

FUMBLES/BALL LOST **23/9** **14/8**

	BUF	OPP
TOUCHDOWNS	18	15
Rushing	9	6
Passing	8	8
Returns	1	1

SCORE BY PERIOD	Q1	Q2	Q3	Q4	OT	PTS
BILLS	26	68	19	37	0	150
OPPONENTS	14	57	36	47	0	154

SCORING	TD	Ru	Pa	Rt	K-PAT	FG	S	PTS
Herrera	0	0	0	0	11/12	8/14	0	35
Leaks	5	5	0	0	0/0	0/0	0	30
Butler	4	0	4	0	0/0	0/0	0	24
Cribbs	3	3	0	0	0/0	0/0	0	18
Brammer	2	0	2	0	0/0	0/0	0	12
Ferguson	1	0	0	1	0/0	0/0	0	12
Lewis	2	0	2	0	0/0	0/0	0	12
Mike-Mayer	0	0	0	0	4/5	1/4	0	7
BILLS	18	9	8	1	15/17	9/18	0	150
OPPONENTS	15	6	8	1	14/15	16/20	1	154

SACKS: White 4.0, Williams 4.0, Smerlas 2.0, Freeman 1.0, Simpson 1.0
BILLS: 12.0
OPPONENTS: 12.0

RUSHING	No.	Yds	Avg	Long	TD
Cribbs	134	633	4.7	62	3
Leaks	97	405	4.2	17	5
Brown	41	187	4.6	19	0
Ferguson	16	46	2.9	13	1
Moore	16	38	2.4	9	0
Hooks	5	23	4.6	9	0
Kofler	2	21	10.5	12	0
Whittington	7	15	2.2	4	0
Holt	1	3	3.0	3	0
BILLS	319	1371	4.3	62	9
OPPONENTS	268	1034	3.9	30	6

RECEIVING	No.	Yds	Avg	Long	TD
Lewis	28	443	15.8	39	2
Butler	26	336	12.9	47	4
Brammer	25	225	9.0	22	2
Cribbs	13	99	7.6	31	0
Leaks	13	91	7.0	12	0
Piccone	12	140	11.7	29	0
Mosley	9	96	10.7	31	0
Tuttle	7	107	15.3	26	0
Brown	6	38	6.3	28	0
Holt	4	45	11.3	23	0
Barnett	4	39	9.8	22	0
Haslett	1	4	4.0	4	0
Moore	1	8	8.0	8	0
BILLS	149	1671	11.2	47	8
OPPONENTS	114	1382	12.1	45	8

INTERCEPTIONS	No.	Yds	Avg	Long	TD
Simpson	4	45	11.3	24	0
Freeman	3	27	9.0	14	0
B. Williams	1	20	20.0	20	0
Keating	1	14	14.0	14	0
Parrish	1	8	8.0	8	0
Romes	1	8	8.0	8	0
Robertson	1	0	0.0	0	0
Marve	1	0	0.0	0	0
BILLS	13	122	9.4	24	0
OPPONENTS	17	268	15.8	36	0

PUNTING	No	Yds	Avg	Net	TB	In	Lg	B
Tuten	35	1328	37.9	36.5	1	13	61	0
BILLS	35	1328	37.9	36.5	1	13	61	0
OPPONENTS	44	1730	39.3	35.7	2	11	61	0

PUNT RETURNS	Ret	FC	Yds	Avg	Long	TD
Mosley	11	5	61	5.5	16	0
Holt	10	0	45	4.5	21	0
Hooks	4	0	13	3.3	8	0
Simpson	1	0	0	0.0	0	0
Tuttle	0	1	0	—	0	0
BILLS	26	6	119	4.6	21	0
OPPONENTS	10	14	30	3.0	10	0

KICKOFF RETURNS	No.	Yds	Avg	Long	TD
Mosley	18	487	27.1	66	0
Holt	7	156	22.3	37	0
Piccone	3	50	16.7	23	0
McKnight	3	34	11.3	17	0
Whittington	2	39	19.5	21	0
Brown	1	17	17.0	17	0
Keating	1	9	9.0	9	0
Roopenian	1	0	0.0	0	0
BILLS	36	792	22.0	66	0
OPPONENTS	34	604	17.8	32	0

FIELD GOALS	1-19	20-29	30-39	40-49	50+
Herrera	2-2	0-1	2-4	4-7	0-0
Mike-Mayer	0-0	1-2	0-0	0-2	0-0
BILLS	2-2	1-3	2-4	4-9	0-0
OPPONENTS	0-0	4-5	6-6	6-7	0-2

Mike-Mayer: (48B,29N)(21G,43N)()
Herrera: (47G,41G,34N)(26B,32N)(49N,48N,34G,19G)(49G)(33G,48N)(46G,25G)
OPPONENTS: (39G,47G,42G,54N)(43G,42G)(42G,49G,21G,56N)()
(33G,25G,22N,31G,32G)() (49N,27G)
(35G,30G)(42G)

USUAL STARTERS

OFFENSE

WR	80	Jerry Butler
LT	72	Ken Jones
LG	67	Reggie McKenzie
C	53	Will Grant
RG	73	Jon Borchardt
RT	70	Joe Devlin
TE	86	Mark Brammer
WR	82	Frank Lewis
FB	48	Roosevelt Leaks
RB	20	Joe Cribbs
QB	12	Joe Ferguson

DEFENSE

LE	77	Ben Williams
NT	76	Fred Smerlas
RE	83	Sherman White
OLB	62	Ervin Parker
ILB	54	Eugene Marve
ILB	55	Jim Haslett
OLB	58	Isiah Robertson
LCB	29	Mario Clark
RCB	28	Charles Romes
FS	45	Bill Simpson
SS	22	Steve Freeman

PASSING	Att	Cmp	Yds	Cmp%	Yds/Att	TD	TD%	Int	Int%	Long	Sack/Lost	Rating
Ferguson	264	144	1597	54.6	6.05	7	2.7	16	6.1	47	11/105	56.3
Robinson	8	5	74	62.5	9.25	1	12.5	0	0.0	31	1/10	132.0
Cribbs	1	0	0	0.0	0.00	0	0.0	1	100.0	0	0/0	—
BILLS	273	149	1671	54.6	6.12	8	3.0	17	6.2	47	12/115	57.3
OPPONENTS	256	114	1382	44.5	5.40	8	3.1	13	5.1	45	12/82	50.7

WON 8, LOST 8

Date	W/L	Score	Opponent	Attendance
9/4	L	0-12	Miami	78,715
9/11	W	10-6	at Cincinnati	46,839
9/18	W	28-23	Baltimore	40,937
9/25	W	30-13	Houston	60,070
10/3	L	10-34	NY Jets	79,933
10/9	W	38-35(OT)	at Miami	59,948
10/16	W	30-7	at Baltimore	38,565
10/23	L	0-31	New England	60,424
10/30	W	27-21	New Orleans	49,413
11/6	L	7-21	at New England	42,604
11/13	W	24-17	at NY Jets	48,513
11/20	L	24-27	LA Raiders	72,393
11/27	L	17-41	at LA Rams	48,246
12/4	W	14-9	at Kansas City	27,104
12/11	L	10-23	San Francisco	38,039
12/18	L	14-31	at Atlanta	31,015

TOTAL FIRST DOWNS

	BUF	OPP
Rushing	100	148
Passing	171	148
Penalty	38	36
3rd Down: Made/Att	71/212	81/221
3rd Down Pct.	33.5	36.7
4th Down: Made/Att	7/14	11/17
4th Down: Pct.	50.0	64.7

POSSESSION AVG.

	28:24	31:36
TOTAL NET YARDS	4823	5809
Avg. per Game	301.4	363.1
Total Plays	1023	1078
Avg. per Play	4.7	5.4

NET YARDS RUSHING

	1736	2503
Avg. per Game	108.5	156.4
Total Rushes	415	566

NET YARDS PASSING

	3087	3306
Avg. per Game	192.9	206.6
Sacked/Yards Lost	37/351	32/247
Gross Yards	3438	3553
Att./Completions	571/317	480/286
Completion Pct.	55.5	59.6
Had Intercepted	28	13

PUNTS/AVERAGE

	89/39.7	78/42.9
--	---------	---------

NET PUNTING AVG.

	33.6	36.2
--	------	------

PENALTIES/YARDS

	144/1094	128/1298
--	----------	----------

FUMBLES/BALL LOST

	24/12	32/18
--	-------	-------

TOUCHDOWNS

	36	39
Rushing	4	14
Passing	30	22
Returns	2	3

SCORE BY PERIOD

	Q1	Q2	Q3	Q4	OT	PTS
BILLS	28	87	55	110	3	283
OPPONENTS	29	108	92	122	0	351

SCORING	TD	Ru	Pa	Rt	K-PAT	FG	S	Pts
Danelo	0	0	0	0	33/34	10/20	0	63
Cribbs	1	0	3	7	0/0	0/0	0	60
Franklin	4	0	4	0	0/0	0/0	0	24
Butler	3	0	3	0	0/0	0/0	0	18
Hunter	3	0	3	0	0/0	0/0	0	18
Lewis	3	0	3	0	0/0	0/0	0	18
Mosley	3	0	3	0	0/0	0/0	0	18
Tuttle	3	0	3	0	0/0	0/0	0	18
Brammer	2	0	2	0	0/0	0/0	0	12
Dawkins	1	0	1	0	0/0	0/0	0	6
Kennedy	1	0	0	1	0/0	0/0	0	6
Kilson	1	0	0	1	0/0	0/0	0	6
Leaks	1	0	0	0	0/0	0/0	0	6
Moore	1	0	1	0	0/0	0/0	0	6
Steinfort	0	0	0	0	1/1	1/6	0	4
BILLS	36	4	30	2	34/36	11/26	283	
OPPONENTS	39	14	22	3	39/39	26/39	351	

SACKS: Williams 10.0, Smerlas 6.0, Talley 5.0, Parker 4.0, White 3.0, K. Johnson 2.0, Marve 2.0
BILLS: 32.0
OPPONENTS: 37.0

RUSHING

No.	Yds	Avg	Long	TD	
Cribbs	263	1131	4.3	45	3
Moore	60	275	4.6	21	0
Leaks	58	157	2.7	12	1
Ferguson	20	88	4.4	19	0
Hunter	2	28	14.0	24	0
Kofler	4	25	6.3	11	0
Riddick	4	18	4.5	12	0
V. Williams	3	11	3.7	5	0
Franklin	1	3	3.0	3	0
BILLS	415	1736	4.2	45	4
OPPONENTS	566	2503	4.4	50t	14

RECEIVING

No.	Yds	Avg	Long	TD	
Cribbs	57	524	9.2	33t	7
Lewis	36	486	13.5	27t	3
Hunter	36	402	11.2	40t	3
Butler	36	385	10.7	25	3
Moore	34	199	5.9	21	1
Franklin	30	452	45.1	43t	4
Brammer	25	215	8.6	21	2
Tuttle	17	261	15.4	38	3
Mosley	14	180	12.9	35	3
Dawkins	11	123	11.2	28t	1
Barnett	10	94	9.4	14	0
Leaks	8	74	9.3	12	0
Riddick	3	43	14.3	24	0
BILLS	317	3438	10.8	43t	30
OPPONENTS	286	3553	12.4	72t	22

INTERCEPTIONS

No.	Yds	Avg	Long	TD	
Freeman	3	40	13.3	29	0
C. Williams	3	6	2.0	4	0
Sanford	2	39	19.5	20	0
Romes	2	27	13.5	27	0
Keating	2	20	10.0	17	0
Kennedy	1	22	22.0	22t	1
BILLS	13	154	11.8	29	1
OPPONENTS	28	330	11.8	60t	2

PUNTING

No.	Yds	Avg	Net	TB	In	Lg	B	
Cater	89	3533	39.7	33.6	7	24	60	0
BILLS	89	3533	39.7	33.6	7	24	60	0
OPPONENTS	78	3344	42.9	36.2	14	20	67	0

PUNT RETURNS	Ret	FC	Yds	Avg	Long	TD
Riddick	42	5	241	5.7	24	0
Hurley	1	0	0	0.0	0	0
V. Williams	1	0	0	0.0	0	0
BILLS	44	5	241	5.5	24	0
OPPONENTS	42	22	403	9.6	62	0

KICKOFF RETURNS	No.	Yds	Avg	Long	TD
V. Williams	22	494	22.5	60	0
Riddick	28	568	20.3	49	0
Mosley	9	236	26.2	33	0
B. Williams	3	56	18.7	23	0
Talley	2	9	4.5	5	0
BILLS	64	1363	21.3	60	0
OPPONENTS	53	949	17.9	43	0

FIELD GOALS	1-19	20-29	30-39	40-49	50+
Danelo	0-0	2-4	5-6	3-6	0-4
Steinfort	0-0	1-1	0-2	0-3	0-0
BILLS	0-0	3-5	5-8	3-9	0-4
OPPONENTS	1-1	6-6	8-10	11-19	0-2

Steinfort: (34B,33N,49N)(28G,45N,45N)
Danelo: (50N)(48G)(38G)(27N,36G)
 (50N,23G,40G,30G)(54N,47N)() (24N)
 (30G)(48G)(52N,20G)() (46B,33G)(45N)
OPPONENTS: (33G,23G,36G,50G)(40N,30G,
 47G)(28G,49G,45G)(31G,26G)(19G,38N,42G)
 (52N,43N)(36N)(22G,47N,48N)() (46B)(52N,
 49N,48G)(41G,36G)(37G,45B,49G)(42N,48G,
 25G,42G)(37G,29G,45N,30G)(40G)

USUAL STATISTICS

OFFENSE		
WR	80	Jerry Butler
LT	72	Ken Jones
LG	51	Jim Ritcher
C	53	Will Grant
RG	73	Jon Borchardt
RT	63	Justin Cross
TE	86	Mark Brammer
WR	82	Frank Lewis
FB	34	Booker Moore
RB	20	Joe Cribbs
QB	12	Joe Ferguson
DEFENSE		
LE	77	Ben Williams
NT	76	Fred Smerlas
RE	83	Sherman White (8)
	91	Ken Johnson (8)
OLB	57	Lucius Sanford
ILB	52	Chris Keating
ILB	54	Eugene Marve
OLB	62	Ervin Parker
LCB	29	Mario Clark
RCB	26	Charles Romes
FS	22	Steve Freeman
SS	21	Mike Kennedy

PASSING	Att	Cmp	Yds	Cmp%	Yds/Att	TD	TD%	Int	Int%	Long	Sack/Lost	Rating
Ferguson	508	281	2995	55.3	5.89	26	5.1	25	4.9	43	27/266	69.3
Kofler	61	35	440	57.4	7.21	4	6.6	3	4.9	28	10/85	81.3
Cribbs	2	1	3	50.0	25.00	0	0.0	0	0.0	3	0/0	56.3
BILLS	571	317	3438	55.5	6.02	30	5.3	28	4.9	43	37/351	70.5
OPPONENTS	480	286	3553	59.6	7.40	22	4.6	13	2.7	72	32/247	86.6



WON 2, LOST 14

Date	W/L	Score	Opponent	Attendance
9/2	L	17-21	New England	48,528
9/9	L	7-37	at St. Louis	35,785
9/17	L	17-21	Miami	65,455
9/23	L	26-28	NY Jets	48,330
9/30	L	17-31	at Indianapolis	60,032
10/7	L	17-27	Philadelphia	37,555
10/14	L	28-31	at Seattle	59,034
10/21	L	7-37	Denver	31,204
10/28	L	7-38	at Miami	58,824
11/4	L	10-13	Cleveland	33,343
11/11	L	10-38	at New England	43,313
11/18	W	14-3	Dallas	74,391
11/25	L	14-41	at Washington	51,513
12/2	W	21-15	Indianapolis	20,693
12/8	L	17-21	at NY Jets	45,378
12/16	L	21-52	at Cincinnati	55,771

	BUF	OPP
TOTAL FIRST DOWNS	263	345
Rushing	98	134
Passing	149	186
Penalty	16	25
3rd Down: Made/Att	86/243	87/203
3rd Down Pct.	35.4	42.9
4th Down: Made/Att	11/26	7/10
4th Down: Pct.	42.3	70.0

	BUF	OPP
POSSESSION AVG.	28:43	31:17

	BUF	OPP
TOTAL NET YARDS	4341	5582
Avg. per Game	271.3	348.9
Total Plays	1046	1052
Avg. per Play	4.2	5.3

	BUF	OPP
NET YARDS RUSHING	1643	2106
Avg. per Game	102.7	131.6
Total Rushes	398	531

	BUF	OPP
NET YARDS PASSING	2968	3476
Avg. per Game	168.6	217.3
Sacked/Yards Lost	60/554	26/191
Gross Yards	3252	3667
Att./Completions	588/298	495/300
Completion Pct.	50.7	60.6
Had Intercepted	30	16

	BUF	OPP
PUNTS/AVERAGE	90/41.1	72/39.1

	BUF	OPP
NET PUNTING AVG.	32.7	32.2

	BUF	OPP
PENALTIES/YARDS	121/997	87/734

	BUF	OPP
FUMBLES/BALL LOST	31/14	36/21

	BUF	OPP
TOUCHDOWNS	31	56
Rushing	9	19
Passing	18	32
Returns	4	5

	Q1	Q2	Q3	Q4	OT	PTS
BILLS	66	57	64	63	0	250
OPPONENTS	113	148	72	121	0	454

SCORING	TD	Ru	Pa	Rt	K-PAT	FG	S	Pts
Bell	8	7	1	0	0/0	0/0	0	48
Dennard	7	0	7	0	0/0	0/0	0	42
Danelo	0	0	0	0	17/17	8/16	0	41
Franklin	4	0	4	0	0/0	0/0	0	24
Nelson	0	0	0	0	14/14	3/5	0	23
Dawkins	2	0	2	0	0/0	0/0	0	12
Hunter	2	0	2	0	0/0	0/0	0	12
Brookins	1	0	1	0	0/0	0/0	0	6
Dufek	1	0	0	1	0/0	0/0	0	6
Keating	1	0	0	1	0/0	0/0	0	6
Neal	1	1	0	0	0/0	0/0	0	6
Sanford	1	0	0	1	0/0	0/0	0	6
V. Williams	1	0	1	0	0/0	0/0	0	6
Wilson	1	0	0	1	0/0	0/0	0	6
BILLS	31	9	18	4	31/31	11/21	250	
OPPONENTS	56	19	32	5	56/56	20/28	1454	

SACKS: Talley 5.0, Johnson 3.5, Haslett 3.5, McNameie 3.0, Williams 2.0, Smerlas 2.0, Freeman 2.0, Kush 2.0, Keating 2.0, David1.0
 BILLS: 26.0
 OPPONENTS: 60.0

RUSHING	No.	Yds	Avg	Long	TD
Bell	262	1100	4.2	85	7
Neal	49	175	3.6	10	1
Ferguson	19	102	5.4	20	0
Moore	24	84	3.5	21	0
Kofler	10	80	8.0	19	0
V. Williams	18	51	2.8	7	0
Brookins	2	27	13.5	16	0
Dufek	9	22	2.4	13	1
Hunter	1	6	6.0	6	0
Riddick	3	3	1.0	6	0
Franklin	1	-7	-7.0	-7	0
BILLS	398	1643	4.1	85	9
OPPONENTS	531	2106	4.0	31t	19

RECEIVING	No.	Yds	Avg	Long	TD
Franklin	69	862	12.5	64t	4
Bell	34	277	8.1	37	1
Hunter	33	331	10.0	30	2
Moore	33	172	5.2	14	0
Dennard	30	417	13.9	68t	7
Riddick	23	276	12.0	38	0
Dawkins	21	295	14.0	37t	2
Brookins	18	318	17.7	70t	1
Neal	9	76	8.4	18	0
Barnett	8	67	8.4	18	0
Brammer	7	49	7.0	12	0
V. Williams	5	46	9.2	32	1
Mosley	4	38	9.5	17	0
White	4	28	7.0	11	0
BILLS	298	3252	10.9	70t	18
OPPONENTS	300	3667	12.2	65t	32

INTERCEPTIONS	No.	Yds	Avg	Long	TD
Romes	5	130	26.0	55	0
Freeman	3	45	15.0	45	0
Carpenter	3	11	3.7	11	0
Smerlas	1	25	25.0	25	0
Kush	1	15	15.0	15	0
L. Smith	1	7	7.0	7	0
Bellinger	1	0	0.0	0	0
Talley	1	0	0.0	0	0
BILLS	16	233	14.6	55	0
OPPONENTS	30	416	13.9	59t	4

PUNTING	No	Yds	Avg	Net	TB	In	Lg	B
Kidd	88	3696	42.0	32.7	8	16	63	2
BILLS	90	3696	41.1	32.7	8	16	63	2
OPPONENTS	72	2812	39.1	32.2	10	22	69	1

PUNT RETURNS	Ret	FC	Yds	Avg	Long	TD
Wilson	33	8	297	9.0	65t	1
BILLS	33	8	297	9.0	65t	1
OPPONENTS	52	10	597	11.5	39	0

KICKOFF RETURNS	No.	Yds	Avg	Long	TD
V. Williams	39	820	21.0	65	0
Wilson	34	576	16.9	36	0
Bell	1	15	15.0	15	0
David	1	6	6.0	6	0
White	1	5	5.0	5	0
BILLS	76	1422	18.7	65	0
OPPONENTS	44	958	21.8	59	0

FIELD GOALS	1-19	20-29	30-39	40-49	50+
Nelson	0-0	0-0	1-2	2-3	0-0
Danelo	0-0	5-5	2-4	0-4	1-3
BILLS	0-0	5-5	3-6	2-7	1-3
OPPONENTS	0-0	10-10	4-5	4-7	2-6

Danelo: (45N,27G)(52B)(47B,33G)(52G,40N,36G,27G,20G)(23G)(27G,52N,30N)(33N) () (42N)
Nelson: (37N,42G)(34G,43N) () () (47G)()
OPPONENTS: () (23G,47B,47B,53N,21G,52G)(36N)(52N)(52B,43G)(36G,22G)(25G)(45G,45G,40G)(21G)(28G,36G)(21G)(20G,47N)(38G,50N,51G)(28G,21G)() (36G)

USUAL STARTERS

OFFENSE

WR	83	Preston Dennard
LT	72	Ken Jones
LG	51	Jim Ritcher
C	53	Will Grant
RG	73	Jon Borchardt
RT	70	Joe Devlin
TE	87	Tony Hunter (8)
	84	Buster Barnett (7)
WR	85	Byron Franklin
FB	34	Booker Moore
RB	28	Greg Bell
QB	12	Joe Ferguson

DEFENSE

LE	77	Ben Williams
NT	76	Fred Smerlas
RE	91	Ken Johnson
OLB	57	Lucius Sanford (7)
	52	Chris Keating (6)
ILB	55	Jim Haslett
ILB	54	Eugene Marve
OLB	56	Darryl Talley
LCB	30	Brian Carpenter
RCB	26	Charles Romes
FS	21	Don Wilson
SS	22	Steve Freeman

PASSING	Att	Cmp	Yds	Cmp%	Yds/Att	TD	TD%	Int	Int%	Long	Sack/Lost	Rating
Ferguson	344	191	1991	55.5	5.79	12	3.9	17	4.9	68t	35/357	63.5
Dufek	150	74	829	49.3	5.53	4	2.7	8	5.3	64t	10/86	52.9
Kofler	93	33	432	35.5	4.65	2	2.2	5	5.4	70t	15/111	35.8
Mosley	1	0	0	0.0	0.00	0	0.0	0	0.0	0	0/0	39.6
BILLS	588	298	3252	50.7	5.53	18	3.1	30	5.1	70t	60/554	56.3
OPPONENTS	495	300	3667	60.6	7.41	32	6.5	16	3.2	65t	26/191	91.5

WON 2, LOST 14

Date	W/L	Score	Opponent	Attendance
9/8	L	9-14	San Diego	67,597
9/15	L	3-42	at NY Jets	63,449
9/22	L	14-17	New England	40,334
9/29	L	20-27	Minnesota	45,667
10/6*	L	17-49	at Indianapolis	60,003
10/13	L	3-14	at New England	40,462
10/20	W	21-9	Indianapolis	28,430
10/27	L	17-21	at Philadelphia	60,987
11/3	L	17-23	Cincinnati	25,640
11/10	W	20-20	Houston	21,831
11/17	L	7-17	at Cleveland	50,764
11/24	L	14-23	Miami	50,474
12/1	L	7-40	at San Diego	45,487
12/8	L	7-27	NY Jets	23,122
12/15	L	24-30	at Pittsburgh	35,953
12/22	L	0-28	at Miami	64,811

* Hank Bullough's first game

	BUF	OPP
TOTAL FIRST DOWNS	256	320
Rushing	86	142
Passing	151	159
Penalty	19	19
3rd Down: Made/Att	68/208	100/226
3rd Down Pct.	32.7	44.2
4th Down: Made/Att	7/17	8/14
4th Down: Pct.	41.1	57.1

POSSESSION AVG. 28:21 31:39

	BUF	OPP
TOTAL NET YARDS	4595	5540
Avg. per Game	287.2	346.3
Total Plays	971	1071
Avg. per Play	4.7	5.2

	BUF	OPP
NET YARDS RUSHING	1611	2462
Avg. per Game	100.7	153.9
Total Rushes	412	569

	BUF	OPP
NET YARDS PASSING	2984	3078
Avg. per Game	186.5	192.4
Sacked/Yards Lost	42/347	25/223
Gross Yards	3331	3301
Att./Completions	517/263	477/265
Completion Pct.	50.9	55.6
Had Intercepted	31	20

PUNTS/AVERAGE 92/41.5 81/40.5

NET PUNTING AVG. 35.9 34

PENALTIES/YARDS 132/965 107/870

FUMBLES/BALL LOST 36/21 36/15

	BUF	OPP
TOUCHDOWNS	23	50
Rushing	13	20
Passing	9	24
Returns	1	6

	Q1	Q2	Q3	Q4	OT	PTS
BILLS	58	63	41	38	0	200
OPPONENTS	51	144	78	108	0	381

SCORING	TD	Ru	Pa	Rt	K-PAT	FG	S	Pts
Norwood	0	0	0	0	23/23	13/17	0	62
Bell	9	8	1	0	0/0	0/0	0	54
Reed	5	1	4	0	0/0	0/0	0	30
Butler	2	0	2	0	0/0	0/0	0	12
Cribbs	1	1	0	0	0/0	0/0	0	6
Ferragamo	1	1	0	0	0/0	0/0	0	6
Mathison	1	1	0	0	0/0	0/0	0	6
Metzelaars	1	0	1	0	0/0	0/0	0	6
Moore	1	1	0	0	0/0	0/0	0	6
Ramson	1	0	1	0	0/0	0/0	0	6
D.Wilson	1	0	0	1	0/0	0/0	0	6
BILLS	23	13	9	1	23/23	13/17	0	200
OPPONENTS	50	20	24	6	45/50	12/15	381	

SACKS: B. Smith 6.5, McNanie 3.0, D. Smith 3.0, Perryman 2.0, Talley 2.0, Sanford 2.0, Johnson 1.5, Williams 1.5, Frazier 1.0, Haslett 1.0, Smerlas 0.5, Others 1.0
BILLS: 25.0
OPPONENTS: 42.0

RUSHING	No.	Yds	Avg	Long	TD
Bell	223	883	4.0	77t	8
Cribbs	122	399	3.3	16	1
Mathison	27	231	8.6	22	1
Steels	4	26	6.5	22	0
Pruitt	7	24	3.4	7	0
Moore	15	23	1.5	4	1
Ferragamo	8	15	1.9	5	1
Hutchinson	2	11	5.5	7	0
B. Smith	1	0	0.0	0	0
Reed	3	-1	-0.3	14t	1
BILLS	412	1611	3.9	77t	13
OPPONENTS	569	2462	4.3	69t	20

RECEIVING	No.	Yds	Avg	Long	TD
Bell	58	576	9.9	49	1
Reed	48	770	18.8	60t	2
Butler	41	770	18.8	60t	2
Ramson	37	369	10.0	43	1
Burkett	21	371	17.7	38	0
Cribbs	18	142	7.9	23	0
Richardson	12	201	16.8	27	0
Metzelaars	12	80	6.7	13	1
Moore	7	44	6.3	9	0
Brookins	3	71	23.7	46	0
Norris	2	30	15.0	18	0
Steels	2	9	4.5	6	0
Teal	1	24	24.0	24	0
V. Williams	1	7	7.0	7	0
BILLS	263	3331	12.7	60t	9
OPPONENTS	265	3301	12.5	96t	24

INTERCEPTIONS	No.	Yds	Avg	Long	TD
Romes	7	56	8.0	21	0
Bellinger	2	64	32.0	41	0
D. Wilson	2	23	11.5	23	0
Hill	2	17	8.5	17	0
Bayless	2	10	5.0	10	0
Burroughs	2	7	3.5	7	0
Haslett	1	40	40.0	40	0
Frazier	1	8	8.0	8	0
Johnson	1	0	0.0	0	0
BILLS	20	225	11.3	41	0
OPPONENTS	31	418	13.5	75t	4

PUNTING	No.	Yds	Avg	Net	TB	In	Lg	B
Kidd	92	3818	41.5	35.9	4	33	67	0
BILLS	92	3818	41.5	35.9	4	33	67	0
OPPONENTS	81	3284	40.5	34.0	12	21	64	1

PUNT RETURNS	Ret	FC	Yds	Avg	Long	TD
D. Wilson	16	5	161	10.1	30	0
Hill	16	1	120	7.5	24	0
Reed	5	0	12	2.4	5	0
E. Wilson	1	0	0	0.0	0	0
BILLS	38	6	293	7.7	30	0
OPPONENTS	49	15	438	8.9	85t	1

KICKOFF RETURNS	No.	Yds	Avg	Long	TD
D. Wilson	22	465	21.1	37	0
Steels	20	338	16.9	35	0
Hutchinson	12	239	19.9	36	0
Brookins	6	152	25.3	39	0
Richardson	3	69	23.0	31	0
Moore	3	31	10.3	15	0
Teal	1	20	20.0	20	0
V. Williams	1	20	20.0	20	0
BILLS	68	1334	19.6	39	0
OPPONENTS	41	798	19.5	53	0

FIELD GOALS	1-19	20-29	30-39	40-49	50+
Norwood	0-0	7-8	2-4	4-5	0-0
BILLS	0-0	7-8	2-4	4-5	0-0
OPPONENTS	0-0	5-6	4-4	3-5	0-0

Norwood: () (27G,34G,29G)(32G)() (49G,28G) (45G)(47G)() (26G)(43G,27N)(24G,23G)() (47N)(31N)(29N)(24G)
OPPONENTS: () (47N)(32G)() () (20N)(41G, 27G,38G)() (31G)() (40G)(22G,24G,28G)() (41N,26G,31G,45G)

USUAL STARTERS

OFFENSE		
WR	80	Jerry Butler
LT	72	Ken Jones
LG	51	Jim Ritcher
C	53	Will Grant
RG	65	Tim Vogler
RT	70	Joe Devlin
TE	87	Eason Ramson (10)
	88	Pete Metzelaars (6)
WR	83	Andre Reed
FB	34	Booker Moore
RB	28	Greg Bell
QB	5	Vince Ferragamo (9)
	7	Bruce Mathison (7)

DEFENSE

LE	77	Ben Williams
NT	76	Fred Smerlas
RE	78	Bruce Smith
OLB	57	Lucius Sanford
ILB	55	Jim Haslett
ILB	54	Eugene Marve
OLB	52	Guy Frazier
LCB	29	Derrick Burroughs
RCB	26	Charles Romes
FS	43	Martin Bayless
SS	22	Steve Freeman

PASSING	Att	Cmp	Yds	Cmp%	Yds/Att	TD	TD%	Int	Int%	Long	Sack/Lost	Rating
Ferragamo	287	149	1677	51.9	5.84	5	1.7	17	5.9	48	19/135	50.8
Mathison	228	113	1635	49.6	7.17	4	1.8	14	6.2	60t	22/203	53.5
Reich	1	1	19	100.0	19.00	0	0.0	0	0.0	19	0/0	118.8
Bell	1	0	0	0.0	0.00	0	0.0	0	0.0	0	0/0	39.6
Kidd	0	0	0	—	0.00	0	0.0	0	0.0	0	1/9	0.0
BILLS	517	263	3331	50.9	6.44	9	1.7	31	6.0	60t	42/347	52.1
OPPONENTS	477	265	3301	55.6	6.92	24	5.0	20	4.2	96t	25/223	76.5

1986 SEASON STATISTICS | 4th AFC East | Coach Hank Bullough/Marv Levy

WON 4, LOST 12

Date	W/L	Score	Opponent	Attendance
9/7	L	24-28	NY Jets	79,951
9/14	L	33-36(OT)	at Cincinnati	52,714
9/21	W	17-10	St. Louis	65,762
9/28	L	17-20	Kansas City	67,555
10/5	L	13-14	at NY Jets	69,504
10/12	L	14-27	at Miami	49,467
10/19	W	24-13	Indianapolis	50,050
10/26	L	3-23	New England	77,808
11/2	L	28-34	at Tampa Bay	72,806
11/9*	W	16-12	Pittsburgh	32,000
11/16	L	24-34	Miami	76,474
11/23	L	19-22	New England	60,455
11/30	W	17-14	at Kansas City	31,492
12/7	L	17-21	Cleveland	42,213
12/14	L	14-24	Indianapolis	52,783
12/21	L	7-16	Houston	31,409

* Marv Levy's first game

SCORING

TD	Ru	Pa	Rt	K-PAT	FG	S	Pts
Norwood	0	0	9	0	32/34	17/27	0 83
Reed	7	0	7	0	0/0	0/0	0 42
Bell	6	4	2	0	0/0	0/0	0 36
Riddick	5	4	1	0	0/0	0/0	0 30
Burkett	4	0	4	0	0/0	0/0	0 24
Metzelaars	4	0	3	1	0/0	0/0	0 24
Butler	2	0	2	0	0/0	0/0	0 12
Bellinger	1	0	0	1	0/0	0/0	0 6
Byrum	1	0	1	0	0/0	0/0	0 6
Harmon	1	0	1	0	0/0	0/0	0 6
Moore	1	1	0	0	0/0	0/0	0 6
Pitts	1	0	0	1	0/0	0/0	0 6
BILLS	33	9	22	2	23/34	17/27	0 287
OPPONENTS	40	18	21	1	38/40	22/33	2 384

SACKS: B. Smith 15.0, McManie 6.5, Talley 3.0, Marve 2.5, Smerlas 2.0, Bayless 1.0, Cumbly 1.0, Drane 1.0, Frazier 1.0, Hamby 1.0, Prater 1.0, Sanford 1.0
 BILLS: 36.0
 OPPONENTS: 45.0

PUNT RETURNS	Ret	FC	Yds	Avg	Long	TD
Pitts	18	11	194	10.8	49t	1
Broughton	12	2	53	4.4	13	0
Hill	1	0	0	0.0	0	0
Richardson	1	0	0	0.0	0	0
BILLS	32	13	247	7.7	49t	1
OPPONENTS	32	12	260	8.1	17	0

KICKOFF RETURNS	No.	Yds	Avg	Long	TD
Harmon	18	321	17.8	32	0
Tasker	9	148	16.4	24	0
Broughton	11	243	22.1	39	0
Riddick	8	200	25.0	49	0
Richardson	6	123	20.5	28	0
Bellinger	2	32	16.0	16	0
Pitts	1	7	7.0	7	0
BILLS	55	1074	19.5	49	0
OPPONENTS	56	1157	20.7	44	0

FIELD GOALS	1-19	20-29	30-39	40-49	50+
Norwood	1-1	6-6	7-7	3-8	0-5
BILLS	1-0	6-6	7-7	3-8	0-5
OPPONENTS	0-0	9-9	4-8	5-12	4-4

Norwood: (19G)(20G,44G)(35G)(52N,32G)(23G,32G)(60N)(37G,50B,46N)(53N,26G)() (29G)(39G)(48G,34G,33G,28G)(47G,47N)(22G,44N)(46N)(53N,42B)
 OPPONENTS: () (51G,20G)(49N,30N,27G)(24G,46G)() (22G,36G,49N)(37N,46G,44G)(31G,47N,27G,26G)(49G,26G,49N)() (46B,52G,36G)(37G,47G)(41N,44N)() (32N,30N,52G)(26G,51G,22G)

USUAL STARTERS

OFFENSE

WR	85	Chris Burkett
LT	72	Ken Jones
LG	51	Jim Ritcher
C	67	Kent Hull
RG	73	Will Wolford
RT	70	Joe Devlin
TE	88	Pete Metzelaars
WR	83	Andre Reed
FB	42	Ricky Moore
RB	40	Robb Riddick (8)
	28	Greg Bell (6)
QB	12	Jim Kelly

DEFENSE

LE	95	Sean McManie
NT	76	Fred Smerlas
RE	78	Bruce Smith
OLB	57	Lucius Sanford (8)
	52	Guy Frazier (7)
ILB	58	George Cumbly (9)
	50	Ray Bentley (7)
ILB	54	Eugene Marve
OLB	56	Darryl Talley
LCB	36	Rodney Bellinger
RCB	26	Charles Romes
FS	22	Steve Freeman
SS	43	Martin Bayless

	BUF	OPP
TOTAL FIRST DOWNS	291	334
Rushing	101	100
Passing	152	204
Penalty	38	30
3rd Down: Made/Att	60/185	79/218
3rd Down Pct.	32.4	36.2
4th Down: Made/Att	8/14	12/18
4th Down: Pct.	57.1	66.7

POSSESSION AVG.

TOTAL NET YARDS	5017	5523
Avg. per Game	313.6	345.2
Total Plays	963	1071
Avg. per Play	5.2	5.2

NET YARDS RUSHING

1654	1721	
Avg. per Game	103.4	107.6
Total Rushes	419	465

NET YARDS PASSING

3363	3802	
Avg. per Game	210.2	237.6
Sacked/Yards Lost	45/334	36/267
Gross Yards	3697	4069
Att./Completions	499/294	570/343
Completion Pct.	58.9	60.2
Had Intercepted	19	10

PUNTS/AVERAGE

75/40.4	83/38.1
----------------	----------------

NET PUNTING AVG.

34.5	33.4
-------------	-------------

PENALTIES/YARDS

121/878	128/1098
----------------	-----------------

FUMBLES/BALL LOST

40/20	19/8
--------------	-------------

TOUCHDOWNS

34	40	
Rushing	9	18
Passing	22	21
Returns	3	1

SCORE BY PERIOD

	Q1	Q2	Q3	Q4	OT	Pts
BILLS	51	87	71	78	0	287
OPPONENTS	70	91	69	115	0	348

RUSHING	No.	Yds	Avg	Long	TD
Riddick	150	632	4.2	41t	4
Bell	90	377	4.2	42	4
Kelly	41	199	4.9	20	0
Harmon	54	172	3.2	38	0
Byrum	38	156	4.1	18	0
Moore	33	104	3.2	14	1
Wilkins	3	18	6.0	11	0
King	4	10	2.5	7	0
Kidd	1	0	0.0	0	0
Broughton	1	-6	-6.0	-6	0
Reed	3	-8	-2.7	4	0
BILLS	419	1654	3.9	42	9
OPPONENTS	465	1721	3.7	45t	18

RECEIVING	No.	Yds	Avg	Long	TD
Reed	53	739	13.9	55t	7
Metzelaars	49	485	9.9	44t	3
Riddick	49	468	9.6	31t	1
Burkett	34	778	22.9	84t	4
Moore	23	184	8.0	27	0
Harmon	22	185	8.4	27	1
Butler	15	302	20.1	53	2
Byrum	13	104	8.0	17	1
Bell	12	142	11.8	40t	2
Wilkins	8	74	9.3	26	0
Teal	6	60	10.0	20	1
Rolle	4	56	14.0	20	0
Broughton	3	71	23.7	57	0
Richardson	3	49	16.3	32	0
BILLS	294	3697	12.6	84t	22
OPPONENTS	343	4069	11.9	71t	21

INTERCEPTIONS	No.	Yds	Avg	Long	TD
Romes	4	23	5.8	23	0
Burroughs	2	49	24.5	41	0
Bellinger	1	14	14.0	14	0
Smerlas	1	3	3.0	3	0
Bayless	1	0	0.0	0	0
Freeman	1	0	0.0	0	0
BILLS	10	89	8.9	41	0
OPPONENTS	19	284	14.9	69	0

PUNTING	No	Yds	Avg	Net	TB	In	Lg	B
Kidd	75	3031	40.4	34.5	9	14	57	0
BILLS	75	3031	40.4	34.5	9	14	57	0
OPPONENTS	83	3162	38.1	33.4	7	31	64	1

PASSING	Att	Cmp	Yds	Cmp%	Yds/Att	TD	TD%	Int	Int%	Long	Sack/Lost	Rating
Kelly	480	285	3593	59.4	7.49	22	4.6	17	3.5	84t	43/330	83.3
Reich	19	9	104	47.4	5.47	0	0.0	2	10.5	37	2/4	24.8
BILLS	499	294	3697	58.9	7.41	22	4.4	19	3.8	84t	45/334	80.9
OPPONENTS	570	343	4069	60.2	7.14	21	3.7	10	1.8	71t	36/267	86.9

WON 7, LOST 8

Date	W/L	Score	Opponent	Attendance
9/13	L	28-31	NY Jets	76,718
9/20	W	34-30	Houston	56,534
9/27	C		at Dallas	
10/4	L	6-47	Indianapolis*	9,860
10/11	L	7-14	at New England*	11,878
10/18	W	6-3 (OT)	NY Giants*	15,737
10/25	W	34-31(OT)	at Miami	61,295
11/1	L	7-27	Washington	71,640
11/8	W	21-14	Denver	63,698
11/15	L	21-27	at Cleveland	78,409
11/22	W	17-14	at NY Jets	58,407
11/29	W	27-0	Miami	68,055
12/6	L	21-34	at LA Raiders	43,143
12/13	W	27-3	at Indianapolis	60,253
12/20	L	7-13	New England	74,945
12/27	L	7-17	at Philadelphia	57,547

C (Canceled due to players' strike.)

* Replacement players

TOTAL FIRST DOWNS 294 297

	BUF	OPP
Rushing	111	114
Passing	151	162
Penalty	32	21
3rd Down: Made/Att	77/208	82/220
3rd Down Pct.	37.0	37.3
4th Down: Made/Att	8/19	10/18
4th Down: Pct.	42.1	55.6

POSSESSION AVG. 28:41 31:19

TOTAL NET YARDS 4741 4906

	BUF	OPP
Avg. per Game	316.1	327.1
Total Plays	1018	1022
Avg. per Play	4.7	4.8

NET YARDS RUSHING 1840 2052

	BUF	OPP
Avg. per Game	122.7	136.8
Total Rushes	465	541

NET YARDS PASSING 2901 2854

	BUF	OPP
Avg. per Game	193.4	190.3
Sacked/Yards Lost	37/345	34/267
Gross Yards	3246	3121
Att./Completions	516/292	447/249
Completion Pct.	56.6	55.7
Had Intercepted	19	17

PUNTS/AVERAGE 83/38.2 88/36.7

NET PUNTING AVG. 33.9 31.8

PENALTIES/YARDS 94/762 103/840

FUMBLES/BALL LOST 41/24 37/14

TOUCHDOWNS 33 37

	BUF	OPP
Rushing	9	11
Passing	21	25
Returns	3	1

SCORE BY PERIOD Q1 Q2 Q3 Q4 OT PTS

	BUF	OPP
BILLS	17	86
OPPONENTS	54	113

SCORING TD Ru Pa Rt K-PAT FG S Pts

	BUF	OPP
Norwood	0	0
Riddick	8	5
Reed	5	0
Burkett	4	0
Harmon	4	2

PASSING Att Cmp Yds Cmp% Yds/Att TD TD% Int Int% Long Sack/Lost Rating

	BUF	OPP
Kelly	419	250
McClure	38	20
Totten	33	13
Manucci	21	7
Miller	3	1
Kidd	1	0
Riddick	1	1
BILLS	519	292
OPPONENTS	447	249

	BUF	OPP
T. Johnson	2	0
Mueller	2	2
Rolle	2	0
Schlopy	0	0
Broughton	1	1
M. Brown	1	1
Kelso	1	0
McFadden	1	0
McNanie	1	0
Smith	1	0
Tasker	0	0
BILLS	33	9
OPPONENTS	37	11

SACKS: Smith 12.0, Bennett 8.5, Seals 3.5, McNanie 2.5, Armstrong 2.0, Bentley 1.0, Drane 1.0, Martin 1.0, Smerlas 1.0, Talley 1.0, Conlan 0.5
BILLS: 34.0, **OPPONENTS:** 37.0

RUSHING No. Yds Avg Long TD

	BUF	OPP
Harmon	116	485
Mueller	82	354
Byrum	66	280
Riddick	59	221
R. Porter	47	177
Kelly	29	133
Bell	14	60
Shepherd	12	42
King	9	28
Williams	9	25
Partridge	1	13
Totten	12	11
Manucci	4	6
McClure	2	4
Reed	1	1
K. Porter	2	0
BILLS	465	1840
OPPONENTS	541	2052

RECEIVING No. Yds Avg Long TD

	BUF	OPP
Reed	57	752
Burkett	56	765
Harmon	56	477
Metzelaars	28	290
T. Johnson	15	186
Riddick	15	96
M. Brown	9	120
Gaines	9	115
McKeller	9	80
R. Porter	9	70
Broughton	5	90
McFadden	4	41
Bell	4	37
Byrum	3	23
Mueller	3	13
Bynum	2	24
Rolle	2	6
Kelly	1	35
Chetti	1	9
Belk	1	7
Williams	1	5
King	1	3
Shepherd	1	2
BILLS	292	3246
OPPONENTS	249	3121

INTERCEPTIONS No. Yds Avg Long TD

	BUF	OPP
Kelso	6	25
Pitts	3	19
Burroughs	2	11

	BUF	OPP
Radecic	2	4
Clark	1	23
Schankweiler	1	7
Cokeley	1	4
Davis	1	0
BILLS	17	93
OPPONENTS	19	177

PUNTING No. Yds Avg Net TB In Lg B

	BUF	OPP
Kidd	64	2495
Partridge	18	678
BILLS	83	3173
OPPONENTS	88	3229

PUNT RETURNS Ret FC Yds Avg Long TD

	BUF	OPP
Pitts	23	12
McFadden	8	3
BILLS	31	15
OPPONENTS	35	13

KICKOFF RETURNS No. Yds Avg Long TD

	BUF	OPP
Tasker	11	197
R. Porter	8	219
McFadden	7	121
Riddick	7	151
Mueller	5	74
Armstrong	2	25
M. Brown	2	35
Harmon	1	30
Radecic	1	14
Rolle	1	6
BILLS	45	872
OPPONENTS	43	679

FIELD GOALS 1-19 20-29 30-39 40-49 50+

	BUF	OPP
Norwood	0-0	3-4
Schlopy	0-0	1-1
BILLS	0-0	4-5
OPPONENTS	0-0	5-5

Norwood: () (45G,38G) () () (29G,41G,43N, 27G) () (30G) (38N,36N) (42N) (36G, 47N, 28G) () (39G,25G) () ()

Schlopy: (30N,44N,31G,28N,27G)

OPPONENTS: (29G) (52G,27G,30G) (36G) () (37N,22G,40N) (46G) (30G,33G) () (22G,52N, 40G) (44N) () (22G,33G,44N) (30G) () (39G)

USUAL STARTERS

OFFENSE

	BUF	OPP
WR 85	Chris Burkett	
LT 73	Will Wolford	
LG 51	Jim Ritcher	
C 67	Kent Hull	
RG 65	Tim Vogler	
RT 70	Joe Devlin	
TE 88	Pete Metzelaars	
WR 83	Andre Reed	
FB 35	Carl Byrum (6)	
	Jamie Mueller (6)	
RB 33	Ronnie Harmon	
QB 12	Jim Kelly	

DEFENSE

	BUF	OPP
LE 95	Sean McNanie	
NT 76	Fred Smerlas	
RE 78	Bruce Smith	
LOLB 55	Cornelius Bennett	
LILB 58	Shane Conlan	
RILB 97	Scott Radecic	
ROLB 56	Darryl Talley	
LCB 29	Derrick Burroughs	
RCB 37	Nate Odomes	
FS 38	Mark Kelso	
SS 45	Dwight Drane	

HISTORY

1988 SEASON STATISTICS | 1st AFC East | Coach Marv Levy

WON 12, LOST 4

Date	W/L	Score	Opponent	Attendance
9/4	W	13-10	Minnesota	76,783
9/11	W	9-6	Miami	79,520
9/18	W	16-14	at New England	55,945
9/25	W	36-28	Pittsburgh	78,735
10/2	L	3-24	at Chicago	62,793
10/9	W	34-23	Indianapolis	76,018
10/17	W	37-14	at NY Jets	70,218
10/23	W	23-20	New England	76,824
10/30	W	28-0	Green Bay	79,176
11/6	W	13-3	at Seattle	61,074
11/14	W	31-6	at Miami	67,091
11/20	W	9-6 (OT)	NY Jets	78,389
11/27	L	21-35	at Cincinnati	58,672
12/4	L	5-10	at Tampa Bay	49,498
12/11	W	37-21	LA Raiders	77,348
12/18	L	14-17	at Indianapolis	59,908

SCORE BY PERIOD	Q1	Q2	Q3	Q4	OT	PTS
BILLS	71	83	81	91	3	329
OPPONENTS	44	104	27	62	0	237

SCORING	TD	Ru	Pa	Rt	K-PAT	FG	S	Pts
Norwood	0	0	0	0	33/33	32/37	0	129
Riddick	12	12	1	1	0/0	0/0	0	84
Reed	6	0	6	0	0/0	0/0	0	36
Harmon	4	1	3	0	0/0	0/0	0	24
Rolle	2	0	2	0	0/0	0/0	0	12
Thomas	2	2	0	0	0/0	0/0	0	12
Burkett	1	0	1	0	0/0	0/0	0	6
F. Johnson	1	0	1	0	0/0	0/0	0	6
Kelso	1	0	0	1	0/0	0/0	0	6
Metzelaars	1	0	1	0	0/0	0/0	0	6
Seals	1	0	0	1	0/0	0/0	0	6
B. Smith	0	0	0	0	0/0	0/0	1	2
BILLS	33	15	15	3	33/33	32/37	1	329
OPPONENTS	29	14	14	1	27/29	12/24	0	237

PUNT RETURNS	Ret	FC	Yds	Avg	Long	TD
F. Johnson	16	3	72	4.5	16	0
Tucker	10	5	80	8.0	24	0
BILLS	26	8	152	5.8	24	0
OPPONENTS	36	10	222	6.2	18	0

KICKOFF RETURNS	No.	Yds	Avg	Long	TD
Tucker	15	310	20.7	30	0
F. Johnson	14	250	17.9	24	0
Harmon	11	249	22.6	37	0
Riddick	6	100	16.7	23	0
Byrum	2	9	4.5	9	0
Pike	1	5	5.0	5	0
Rolle	1	12	12.0	12	0
BILLS	50	935	18.7	37	0
OPPONENTS	69	1117	16.2	30	0

FIELD GOALS	1-19	20-29	30-39	40-49	50+
Norwood	1-1	10-10	15-16	6-9	0-1
BILLS	1-1	10-10	15-16	6-9	0-1
OPPONENTS	0-0	5-7	3-4	3-8	1-5

AFC DIVISIONAL PLAYOFF

1/1	W	17-10	Houston	79,532
-----	---	-------	---------	--------

AFC CHAMPIONSHIP GAME

1/8	L	10-21	at Cincinnati	59,747
-----	---	-------	---------------	--------

SACKS: B. Smith 11.0, Bennett 9.5, Still 6.0, Wright 5.0, Smerlas 4.0, Talley 2.5, Seals 2.0, Conlan 1.5, Radevic 1.5, Bentley 1.0, Garner 1.0, L. Smith 1.0.
BILLS: 46.0, **OPPONENTS:** 30.0

RUSHING	No.	Yds	Avg	Long	TD
Thomas	207	881	4.3	37t	2
Riddick	111	438	3.9	21	12
Mueller	81	296	3.7	20	0
Harmon	57	212	3.7	32	1
Kelly	35	154	4.4	20	0
Byrum	28	91	3.3	11	0
Reed	6	64	10.7	36	0
Reich	3	-3	-1.0	-1	0
BILLS	528	2133	4.0	37t	15
OPPONENTS	477	1854	3.9	58t	14

RECEIVING	No.	Yds	Avg	Long	TD
Reed	71	968	13.6	65t	6
T. Johnson	37	514	13.9	49	0
Harmon	37	427	11.5	36	3
Metzelaars	33	438	13.3	35	1
Riddick	30	282	9.4	26	1
Burkett	23	354	15.4	34	1
Thomas	18	208	11.6	34	0
F. Johnson	9	170	18.9	66t	1
Mueller	8	42	5.3	17	0
Rolle	2	3	1.5	2t	2
Byrum	2	0	0.0	3	0
Kelly	1	5	5.0	5	0
BILLS	271	3411	12.6	66t	15
OPPONENTS	250	3046	12.2	63t	14

INTERCEPTIONS	No.	Yds	Avg	Long	TD
Kelso	7	180	25.7	78t	1
Bennett	2	30	15.0	30	0
L. Smith	1	14	14.0	14	0
Cocroft	1	17	17.0	17	0
Davis	1	3	3.0	3	0
Bentley	1	0	0.0	0	0
Conlan	1	0	0.0	0	0
Odomes	1	0	0.0	0	0
BILLS	15	244	16.3	78t	1
OPPONENTS	17	202	11.9	40t	1

PUNTING	No	Yds	Avg	Net	TB	In	Lg B
Kidd	62	2451	39.5	35.3	2	13	60 0
BILLS	62	2451	39.5	35.3	2	13	60 0
OPPONENTS	75	2977	39.7	34.5	12	21	64 2

Norwood: (27G,42N,26G)(41G,35G,28G) (38G,44G,41G)(38G,39G,39G,48G,49G) (28G,46N)(52N,45G,19G)(30G,34G,28G) (30G,35G,33G)(27G,23G)(30G,39N) (47N,25G,26G,30G)(30G)(30G,30G,22G) **OPPONENTS:** (42N,30G)(31G,27G,50N)() (49N)(22G)(31G,49N,40G,22G)() (25N,52N,39N)() (41G)() (23G,40G,40N)(51N) (29G,29N)(53N)(52G,48N)

USUAL STARTERS

OFFENSE

WR	86	Trumaine Johnson (9)
	85	Chris Burkett (7)
LT	73	Will Wolford
LG	51	Jim Ritcher
C	67	Kent Hull
RG	65	Tim Vogler
RT	70	Joe Devlin
TE	88	Pete Metzelaars
WR	83	Andre Reed
FB	39	Jamie Mueller
RB	34	Thurman Thomas
QB	12	Jim Kelly

DEFENSE

LE	72	Art Still
NT	76	Fred Smerlas
RE	78	Bruce Smith
LOLB	55	Cornelius Bennett
LILB	58	Shane Conlan
RILB	50	Ray Bentley
ROLB	56	Darryll Talley
LCB	29	Derrick Burroughs
RCB	37	Nate Odomes
FS	38	Mark Kelso
SS	46	Leonard Smith

	BUF	OPP
TOTAL FIRST DOWNS	313	299
Rushing	137	114
Passing	161	146
Penalty	15	39
3rd Down: Made/Att	88/207	69/192
3rd Down Pct.	42.5	35.9
4th Down: Made/Att	9/13	6/17
4th Down: Pct.	69.2	35.3

POSSESSION AVG. 29:54 30:06

TOTAL NET YARDS	5315	4578
Avg. per Game	332.2	286.1
Total Plays	1012	971
Avg. per Play	5.3	4.7

NET YARDS RUSHING	2133	1854
Avg. per Game	133.3	115.9
Total Rushes	528	477

NET YARDS PASSING	3182	2724
Avg. per Game	198.9	170.3
Sacked/Yards Lost	30/229	46/322
Gross Yards	3411	3046
Att./Completions	454/271	448/250
Completion Pct.	59.7	55.8
Had Intercepted	17	15

PUNTS/AVERAGE 62/39.5 75/39.7

NET PUNTING AVG. 35.3 34.5

PENALTIES/YARDS 109/824 90/713

FUMBLES/BALL LOST 26/16 28/17

TOUCHDOWNS	33	29
Rushing	15	14
Passing	15	14
Returns	3	1

PASSING	Att	Cmp	Yds	Cmp%	Yds/Att	TD	TD%	Int	Int%	Long	Sack/Lost	Rating
Kelly	452	269	3380	59.5	7.48	15	3.3	17	3.8	66t	30/229	78.2
Riddick	2	2	31	100.0	15.50	0	0.0	0	0.0	26	0/0	118.8
BILLS	454	271	3411	59.7	7.51	15	3.3	17	3.7	66t	30/229	78.5
OPPONENTS	448	250	3046	55.8	6.80	14	3.1	15	3.3	63t	46/322	73.4

HISTORY

1989 SEASON STATISTICS | 1st AFC East | Coach Marv Levy

WON 9, LOST 7

Date	W/L	Score	Opponent	Attendance
9/10	W	27-24	at Miami	54,541
9/18	L	14-28	Denver	78,176
9/24	W	47-41(OT)	at Houston	57,278
10/1	W	31-10	New England	78,921
10/8	L	14-37	at Indianapolis	58,890
10/16	W	23-20	LA Rams	76,231
10/22	W	34-3	NY Jets	76,811
10/29	W	31-17	Miami	80,208
11/5	L	28-30	at Atlanta	45,267
11/12	W	30-7	Indianapolis	79,256
11/19	L	24-33	at New England	49,663
11/26	W	24-7	Cincinnati	80,074
12/4	L	16-17	at Seattle	57,682
12/10	L	19-22	New Orleans	70,037
12/17	L	10-21	at San Francisco	60,927
12/23	W	37-0	at NY Jets	21,148

AFC DIVISIONAL PLAYOFF

1/6	L	30-34	at Cleveland	77,706
-----	---	-------	--------------	--------

TOTAL FIRST DOWNS

	BUF	OPP
Rushing	136	117
Passing	177	156
Penalty	21	26
3rd Down: Made/Att	86/203	75/213
3rd Down Pct.	42.4	35.2
4th Down: Made/Att	4/8	7/15
4th Down: Pct.	50.0	46.7

POSSESSION AVG.

30:12 29:48

TOTAL NET YARDS

	5853	5046
Avg. Per Game	365.8	315.4
Total Plays	1045	1030
Avg. Per Play	5.6	4.9

NET YARDS RUSHING

	2264	1840
Avg. Per Game	141.5	115.0
Total Rushes	532	484

NET YARDS PASSING

	3589	3206
Avg. Per Game	224.3	200.4
Sacked/Yards Lost	35/242	38/289
Gross Yards	3831	3495
Att./Completions	478/281	508/255
Completion Pct.	58.8	50.2
Had Intercepted	20	23

PUNTS/AVERAGE

67/38.3 75/38.3

NET PUNTING AVG.

32.2 32.1

PENALTIES/YARDS

103/831 87/616

FUMBLES/BALL LOST

30/21 31/13

TOUCHDOWNS

	49	34
Rushing	15	15
Passing	32	14
Returns	2	5

SCORE BY PERIOD

	Q1	Q2	Q3	Q4	OT	PTS
BILLS	59	117	92	135	6	409
OPPONENTS	62	44	88	123	0	317

SCORING

	Td	Ru	Pa	Rt	K-PAT	FG	S	Pts
Norwood	0	0	0	0	46/48	23/30	0	115
Thomas	12	6	6	0	0/0	0/0	2	72
Reed	9	0	9	0	0/0	0/0	0	54
Kinnebrew	6	6	0	0	0/0	0/0	0	36
Harmon	4	0	4	0	0/0	0/0	0	24
K. Davis	3	1	2	0	0/0	0/0	0	18
Lofton	3	0	3	0	0/0	0/0	0	18
Beebe	2	0	2	0	0/0	0/0	0	12
Kelly	2	2	0	0	0/0	0/0	0	12
McKellar	2	0	2	0	0/0	0/0	0	12
Metzelaars	2	0	2	0	0/0	0/0	0	12
Jackson	1	0	1	0	0/0	0/0	0	6
Johnson	1	0	1	0	0/0	0/0	0	6
Kelso	1	0	1	0	0/0	0/0	0	6
Rolle	1	0	1	0	0/0	0/0	0	6
BILLS	49	15	32	2	46/48	23/30	6	409
OPPONENTS	34	15	14	5	33/34	26/37	1	317

SACKS: B. Smith 13.0, Talley 6.0, Bennett 5.5, Seals 4.0, Wright 3.0 Radeic 4.5, Burroughs 1.0, Cofield 1.0, Conlan 1.0, Odomes 1.0, Smerlas 1.0
BILLS: 38.0 OPPONENTS: 35.0

RUSHING

	No.	Yds	Avg	Long	TD
Thomas	298	1244	4.2	38	6
Kinnebrew	131	533	4.1	25	6
K. Davis	29	149	5.1	21	1
Kelly	29	137	4.7	19	2
Harmon	17	99	5.8	24	0
Mueller	16	44	2.8	9	0
Reed	2	31	15.5	23	0
Gelbaugh	1	-3	-3.0	-3	0
BILLS	532	2264	4.3	38	15
OPPONENTS	484	1840	3.8	33	15

RECEIVING

	No.	Yds	Avg	Long	TD
Reed	88	1312	14.9	78T	9
Thomas	60	669	11.2	74T	6
Harmon	29	363	12.5	42T	4
Johnson	25	303	12.1	36	1
McKellar	20	341	17.1	39T	2
Metzelaars	18	179	9.9	23	2
Beebe	17	317	18.6	63T	2
Lofton	8	166	20.8	47	3
K. Davis	6	92	15.3	29	2
Kinnebrew	5	60	12.0	18	0
Burkett	3	20	6.7	9	0
Mueller	1	8	8.0	8	0
Rolle	1	1	1.0	1T	1
BILLS	281	3831	13.6	78T	32
OPPONENTS	255	3495	13.7	78T	14

INTERCEPTIONS

	No.	Yds	Avg	Long	TD
Kelso	6	101	16.8	43	0
Odomes	5	20	4.0	13	0
L. Smith	2	46	23.0	24	0
Jackson	2	43	21.5	40T	1
Bennett	2	5	2.5	6	0
Drane	1	25	25.0	25	0
Bailey	1	16	16.0	16	0
Still	1	10	10.0	10	0
Sutton	1	3	3.0	3	0
Conlan	1	0	0.0	0	0
Wright	1	0	0.0	0	0
BILLS	23	269	11.7	43	1

OPPONENTS	20	364	18.2	80T	2
-----------	----	-----	------	-----	---

	PUNTING No.	Yds	Avg	Net	TB	IN	Lg	B
Kidd	65	3564	39.4	32.2	9	15	60	2
BILLS	67	3564	38.3	32.2	9	15	60	2
OPPONENTS	75	2870	38.3	32.1	8	18	59	0

	PUNT RETURNS	Ret	FC	Yds	Avg	Long	TD
Sutton	26	9	231	8.9	26	0	
Tucker	6	3	63	10.5	14	0	
Johnson	1	0	7	7.0	7	0	
BILLS	33	12	301	9.1	26	0	
OPPONENTS	25	15	227	9.1	25	0	

	KICKOFF RETURNS	No.	Yds	Avg	Long	TD
Harmon	18	409	22.7	49	0	
Beebe	16	353	22.1	85	0	
Tucker	10	166	16.6	23	0	
K. Davis	3	52	17.3	20	0	
Rolle	2	20	10.0	14	0	
Tasker	2	39	19.5	20	0	
Jackson	1	0	0.0	0	0	
Mueller	1	19	19.0	19	0	
BILLS	53	1058	20.0	85	0	
OPPONENTS	75	1187	15.8	40	0	

	FIELD GOALS	1-19	20-29	30-39	40-49	50+
Norwood	0-0	5-6	8-9	10-15	0-0	
BILLS	0-0	5-6	8-9	10-15	0-0	
OPPONENTS	0-0	10-11	9-11	4-8	3-7	

Norwood: (34G,37G)(43N)(43G,26G)(36G)(40N)(38G,47G,40G)(37N,38G,27G)(45G,43N)()(42G,40G,42N,32G)(24N,31G)(24G)(32G,40G,43G,48N)(43G,48G)(23G)(26G)
OPPONENTS: (29G)(22G,33G,46G,24G)(26G,47N,52G,37N)(35G,37N)(32G,46G,25G)(34G,36G)(52N,41G)(45G)(45N,54G,26G,50G)()(34G,24G,34G,38G)()(29G,50N,53N)(41N,31G,26G,50N,22G)(44N)(29N)

USUAL STARTERS

OFFENSE

WR	TE	LT	LG	C	RG	RT	TE	FB	RB	QB
83	84	73	51	67	70	75	88	28	34	12
Andre Reed	Keith McKellar	Will Wolford	Jim Ritcher	Kent Hull	Joe Devlin	Howard Ballard	Pete Metzelaars	Thurman Kinnebrew	Larryman Thomas	Jim Kelly

DEFENSE

LE	NT	RE	LOLB	LILB	97	RILB	ROLB	LCB	RCB	FS	SS
72	76	78	58	58	50	56	47	37	38	46	
Art Still	Fred Smerlas	Bruce Smith	Cornelius Bennett	Shane Conlan (9)	Scott Radeic (7)	Ray Bentley	Darryl Talley	Kirby Jackson	Nate Odomes	Mark Kelso	Leonard Smith

PASSING	Att	Cmp	Yds	Cmp%	Yds/Att	TD	TD%	Int	Int%	Long	Sack/Lost	Rating
Kelly	391	228	3130	58.3	8.01	25	6.4	18	4.6	78T	30/216	86.2
Reich	87	53	701	60.9	8.06	7	8.0	2	2.3	63T	4/24	103.7
Johnson	0	0	0	0.0	0.00	0	0.0	0	0.0	0	1/2	0.0
BILLS	478	281	3831	58.8	8.01	32	6.7	20	4.2	78T	35/242	89.3
OPPONENTS	508	255	3495	50.2	6.88	14	2.8	23	4.5	78T	38/289	62.9

WON 13, LOST 3

Date	W/L	Score	Opponent	Attendance
9/9	W	26-10	Indianapolis	78,899
9/16	L	7-30	at Miami	68,142
9/24	W	30-7	at NY Jets	69,927
9/30	W	29-28	Denver	74,393
10/7	W	38-24	LA Raiders	80,076
10/21	W	30-27	NY Jets	79,002
10/28	W	27-10	at New England	51,959
11/4	W	42-0	at Cleveland	78,331
11/11	W	45-14	Phoenix	74,904
11/18	W	14-0	New England	74,720
11/26	L	24-27	at Houston	60,130
12/2	W	30-23	Philadelphia	79,320
12/9	W	31-7	at Indianapolis	53,268
12/15	W	17-13	at NY Giants	66,893
12/23	W	24-14	Miami	80,235
12/30	L	14-29	at Washington	52,397

AFC DIVISIONAL PLAYOFF

1/12 W 44-34 Miami 77,087

AFC CHAMPIONSHIP GAME

1/20 W 51-3 LA Raiders 80,324

SUPER BOWL XXV, TAMPA STADIUM

1/27 L 19-20 NY Giants 73,813

	BUF	OPP
TOTAL FIRST DOWNS	302	288
Rushing	123	105
Passing	161	159
Penalty	18	24
3rd Down: Made/Att	82/186	89/208
3rd Down Pct.	44.1	42.8
4th Down: Made/Att	5/11	10/19
4th Down: Pct.	45.5	52.6

POSSESSION AVG.

28:39 31:21

TOTAL NET YARDS

5276 4607

Avg. Per Game 329.8 287.9

Total Plays 931 981

Avg. Per Play 5.7 4.7

NET YARDS RUSHING

2080 1808

Avg. Per Game 130 113

Total Rushes 479 483

NET YARDS PASSING

3196 2799

Avg. Per Game 199.8 174.9

Sacked/Yards Lost 27/208 43/326

Gross Yards 3404 3125

Att./Completions 425/263 455/254

Completion Pct. 61.9 55.8

Had Intercepted 11 18

PUNTS/AVERAGE

58/39.3 66/38.2

NET PUNTING AVG.

33.6 34.0

PENALTIES/YARDS

92/683 107/839

FUMBLES/BALL LOST

17/10 33/17

TOUCHDOWNS

53 30

Rushing 20 13

Passing 28 17

Returns 5 0

PASSING

Kelly 346 219 2829 63.3 8.18 24 6.9 9 2.6 71 20/158 101.2

Reich 63 36 469 57.1 7.44 2 3.2 0 0.0 43 6/41 91.3

Gilbert 15 8 106 53.3 7.07 2 13.3 2 13.3 23 1/9 76.0

D. Smith 1 0 0 0.0 0.0 0 0.0 0 0.0 0 0/0 39.6

BILLS 425 263 3404 61.9 8.01 28 6.6 11 2.6 71 27/208 98.2

OPPONENTS 455 254 3125 55.8 6.87 17 3.7 18 4.0 95t 43/326 73.2

SCORE BY PERIOD

	Q1	Q2	Q3	Q4	OT	PTS
BILLS	83	116	69	160	0	428
OPPONENTS	55	74	72	62	0	263

SCORING

	TD	Ru	Pa	Rt	K-PAT	FG	S	Pts
Norwood	0	0	0	0	50/53	20/29	0	118
Thomas	13	11	2	0	0/0	0/0	0	70
Reed	8	0	4	0	0/0	0/0	0	48
K. Davis	5	0	1	0	0/0	0/0	0	30
McKellar	5	0	5	0	0/0	0/0	0	30
Lofton	4	0	4	0	0/0	0/0	0	24
Mueller	3	2	1	0	0/0	0/0	0	18
Rolle	3	0	3	0	0/0	0/0	0	18
D. Smith	2	2	0	0	0/0	0/0	0	12
Tasker	2	0	2	0	0/0	0/0	0	12
Beebe	1	0	1	0	0/0	0/0	0	6
Bennett	1	0	1	0	0/0	0/0	0	6
Kinnebrew	1	0	0	0	0/0	0/0	0	6
Metzelaars	1	0	1	0	0/0	0/0	0	6
Odomes	1	0	1	0	0/0	0/0	0	6
L. Smith	1	0	0	1	0/0	0/0	0	6
Talley	1	0	0	1	0/0	0/0	0	6
Williams	1	0	0	1	0/0	0/0	0	6
BILLS	53	20	28	5	50/53	20/29		428
OPPONENTS	30	13	17	0	29/30	18/24		263

SACKS: B. Smith 19.0, Wright 5.0, Bennett 4.0, Seals 4.0, Talley 4.0, Bailey 2.0, Lodish 2.0, Conlan 1.0, Hicks 1.0, Gardner 0.5, Patton 0.5,
BILLS: 43.0, OPPONENTS: 27.0

RUSHING

	No.	Yds	Avg	Long	TD
Thomas	271	1297	4.8	80t	11
K. Davis	64	302	4.7	47	4
Mueller	59	207	3.5	20	2
D. Smith	20	82	4.1	13	2
Kelly	22	63	2.9	15	0
Gardner	15	41	2.7	14	0
Reich	15	24	1.6	9	0
Beebe	1	23	23.0	23	0
Reed	3	23	7.7	26	0
Kinnebrew	9	18	2.0	4	1
BILLS	479	2080	4.3	80t	20
OPPONENTS	483	1808	3.7	51	13

RECEIVING

	No.	Yds	Avg	Long	TD
Reed	71	945	13.3	56t	8
Thomas	49	532	10.9	63	2
Lofton	35	712	20.3	71	4
McKellar	34	464	13.6	43	5
D. Smith	21	225	10.7	39	0
Mueller	16	106	6.6	30	1
Beebe	11	221	20.1	49	1
Metzelaars	10	60	6.0	12	1
K. Davis	9	78	8.7	16	1
Rolle	3	6	2.0	3t	3
Tasker	2	44	22.0	24t	2
Edwards	2	11	5.5	6	0
BILLS	263	3404	12.9	71	28
OPPONENTS	254	3125	12.3	95t	17

INTERCEPTIONS

	No.	Yds	Avg	Long	TD
Jackson	3	16	5.3	14	0
Talley	2	60	30.0	60t	1
L. Smith	2	39	19.5	39t	1
Hagy	2	23	11.5	23	0
Kelso	2	0	0.0	0	0
Williams	2	0	0.0	0	0
Bentley	1	13	13.0	13	0
Hicks	1	0	0.0	0	0

	1	0	0	0	0
Odomes	1	0	0	0	0
Pool	1	0	0	0	0
Seals	1	0	0	0	0
BILLS	18	151	8.4	60t	2
OPPONENTS	11	156	14.2	61	0

PUNTING

	No	Yds	Avg	Net	TB	In	Lg	B
Tuten	53	2107	39.8	34.2	4	12	55	0
Nies	5	174	34.8	27.4	0	0	39	0
BILLS	58	2281	39.3	33.6	4	12	55	0
OPPONENTS	66	2523	38.2	34.0	5	18	61	3

PUNT RETURNS

	Ret	FC	Yds	Avg	Long	TD
Edwards	14	5	92	6.6	16	0
Hale	10	4	76	7.6	25	0
Odomes	1	0	9	9.0	9	0
BILLS	25	9	177	7.1	25	0
OPPONENTS	31	12	251	8.1	21	0

KICKOFF RETURNS

	No.	Yds	Avg	Long	TD
D. Smith	32	643	20.1	38	0
Edwards	11	256	23.3	54	0
Beebe	6	119	19.8	27	0
Rolle	2	22	11.0	11	0
BILLS	51	1040	20.4	54	0
OPPONENTS	73	1129	15.5	35	0

FIELD GOALS

	1-19	20-29	30-39	40-49	50+
Norwood	0-0	9-11	5-8	6-10	0-0
BILLS	0-0	9-11	5-8	6-10	0-0
OPPONENTS	2-2	9-12	5-6	2-3	0-1

Norwood : (29G,44N,31G,37G,43N,47G)() (24N,48G,42G,27G)(37N,37G,48N)(23G) (29G,24N)(35G,35G)(42N)(25G)(30N)(43G) (43G,21G,45G,36N)(25G)(29G)(21G)()
OPPONENTS : (24G,29N)(23G,29G,48G)() (49N,24N)(50N,19G)(28G,25G)(32G)() () (35N)(25G,36G)(32G)() (23G,22G)(28N) (37G,24G,19G,43G,32G)

USUAL STARTERS

OFFENSE

WR	80	James Lofton
LT	69	Will Wolford
LG	51	Jim Ritcher
C	67	Kent Hull
RG	65	John Davis
RT	75	Howard Ballard
TE	84	Keith McKellar
WR	83	Andre Reed
FB	39	Jamie Mueller
RB	34	Thurman Thomas
QB	12	Jim Kelly

DEFENSE

LE	96	Leon Seals
NT	91	Jeff Wright
RE	78	Bruce Smith
LOLB	55	Cornelius Bennett
LILB	58	Shane Conlan
RILB	50	Ray Bentley (9)
	54	Carlton Bailey (6)
ROLB	56	Darryl Talley
LCB	47	Kirby Jackson
RCB	37	Nate Odomes
FS	22	John Hagy
SS	46	Leonard Smith

HISTORY

WON 13, LOST 3

Date	W/L	Score	Opponent	Attendance
9/1	W	35-31	Miami	80,252
9/8	W	52-34	Pittsburgh	79,545
9/15	W	23-20	at NY Jets	65,309
9/22	W	17-10	at Tampa Bay	57,323
9/29	W	35-20	Chicago	80,366
10/7	L	6-33	at Kansas City	76,120
10/13	W	42-6	Indianapolis	79,015
10/21	W	35-16	Cincinnati	80,131
11/3	W	22-17	New England	78,278
11/10	W	34-24	at Green Bay	52,175
11/18	W	41-27	at Miami	71,062
11/24	L	13-16	at New England	47,053
12/1	W	24-13	NY Jets	80,243
12/8	W	30-27(OT)	at LA Raiders	85,081
12/15	W	35-7	at Indianapolis	48,286
12/22	L	14-17(OT)	Detroit	78,059

AFC DIVISIONAL PLAYOFF

1/5 W 37-14 Kansas City

AFC CHAMPIONSHIP GAME

1/12 W 10-7 Denver

SUPER BOWL XXVI, METRODOME

1/26 L 24-37 Washington

TOUCHDOWNS	58	34
Rushing	16	20
Passing	39	12
Returns	3	2

SCORE BY PERIOD	Q1	Q2	Q3	Q4	OT	PTS
BILLS	82	130	106	137	3	458
OPPONENTS	40	87	92	96	3	318

SCORING	Td	Ru	Pa	Rt	K-PAT	FG	S	Pts
Norwood	0	0	0	0	56/58	18/29	0	110
Thomas	12	7	5	0	0/0	0/0	0	72
Reed	10	0	10	0	0/0	0/0	0	60
Lofton	8	0	8	0	0/0	0/0	0	48
Beebe	6	0	6	0	0/0	0/0	0	36
K. Davis	5	4	1	0	0/0	0/0	0	34
Gardner	4	4	0	0	0/0	0/0	0	20
McKeller	3	0	3	0	0/0	0/0	0	18
Edwards	2	0	1	1	0/0	0/0	0	12
Metzelaars	2	2	0	0	0/0	0/0	0	12
Rolle	2	2	0	0	0/0	0/0	0	12
Bennett	1	0	0	1	0/0	0/0	0	6
Kelly	1	1	0	0	0/0	0/0	0	6
Odomes	1	0	0	1	0/0	0/0	0	6
Tasker	1	0	1	0	0/0	0/0	0	6
BILLS	58	16	39	3	56/58	18/29	0	458
OPPONENTS	34	20	12	2	33/34	27/35	0	318

SACKS: Bennett 9.0, Wright 6.0, Talley 4.0, Hansen 2.0, L. Smith 2.0, Lodish 1.5, B. Smith 1.5, Jackson 1.0, Odomes 1.0, Rogers 1.0, Seals 1.0, Bills 1.0, OPPONENTS: 31.0
OPPONENTS: 35.0

RUSHING	No.	Yds	Avg	Long	TD
Thomas	288	1407	4.9	33	7
K. Davis	129	624	4.8	78t	4
Gardner	42	146	3.5	18	4
Reed	12	136	11.3	46	0
Kelly	20	45	2.3	12	1
Edwards	1	17	17.0	17	0
Reich	13	6	0.5	8	0
BILLS	505	2381	4.7	78t	16
OPPONENTS	519	2044	3.9	56t	20

RECEIVING	No.	Yds	Avg	Long	TD
Reed	81	1113	13.7	55	10
Thomas	62	631	10.2	50t	5
Lofton	57	1072	18.8	77t	8
McKeller	44	434	9.9	29t	3
Beebe	32	414	12.9	34t	6
Edwards	22	228	10.4	33t	1
K. Davis	20	118	5.9	14t	1
Metzelaars	5	54	10.8	51t	2
Gardner	3	20	6.7	11	0
Rolle	3	10	3.3	5	2
Tasker	2	39	19.5	20t	1
Alexander	1	7	7.0	7	0
BILLS	332	4140	12.5	77t	39
OPPONENTS	299	3660	12.2	78t	12

INTERCEPTIONS	No.	Yds	Avg	Long	TD
Odomes	5	120	24.0	48	1
Talley	5	45	9.0	13	0
Jackson	4	31	7.8	15	0
L. Smith	3	22	7.3	22	0
Kelso	2	0	0.0	0	0
Bentley	1	58	58.0	58	0
Hale	1	0	0.0	0	0

Hicks	1	0	0.0	0	0
Williams	1	0	0.0	0	0
BILLS	23	276	12.0	58t	1
OPPONENTS	19	320	16.8	57t	2

PUNTING	No.	Yds	Avg	Net	Tb	In	Lg	B
Mohr	54	2085	38.6	36.1	4	12	58	0
BILLS	54	2085	38.6	36.1	4	12	58	0
OPPONENTS	70	2740	39.1	33.4	6	19	93	1

PUNT RETURNS	Ret	FC	Yds	Avg	Long	TD
Edwards	13	9	69	5.3	21	0
Hicks	12	7	203	16.9	59	0
Odomes	1	0	9	9.0	9	0
BILLS	26	16	281	10.8	59	0
OPPONENTS	15	17	53	3.5	20	0

KICKOFF RETURNS	No.	Yds	Avg	Long	TD
Edwards	31	623	20.1	91t	1
Fuller	8	125	15.6	22	0
Beebe	7	121	17.3	24	0
K. Davis	4	73	18.3	23	0
Gardner	1	10	10.0	10	0
Taylor	1	18	18.0	18	0
Rolle	0	0	—	0	0
BILLS	52	970	18.7	91t	1
OPPONENTS	62	1266	20.4	54	0

FIELD GOALS	1-19	20-29	30-39	40-49	50+
Norwood	1-1	7-8	3-7	5-9	2-4
BILLS	1-1	7-8	3-7	5-9	2-4
OPPONENTS	3-3	13-13	5-9	5-6	1-4

Norwood: (25N)(50N,50G)
 (52G,25G,44G,48N)(36N,33G)(49N)
 (44G,25G)() () (19G,47N,21G,42G)
 (38G,21G)(42G,21G)(23G,29G)(31G)
 (49N,32N,36N,42G)() (52N,37N)
OPPONENTS: (21G)(50N,25G,27G)
 (32G,39G,51N)(39N,19G)(28G,42G)
 (41G,40G,24G,22G)(26G,29G)(32G,53G,42G)
 (46N,36G,35N)(25G)(33G,28G)
 (50N,46G,32N)(19G,23G)(19G,28G)()
 (30N,21G)

USUAL STARTERS

OFFENSE	Player	Opponent
WR	80	James Lofton
LT	69	Will Wolford
LG	51	Jim Ritcher
C	67	Kent Hull
RG	65	John Davis
RT	75	Howard Ballard
TE	84	Keith McKeller
WR	83	Andre Reed
WR	82	Don Beebe
RB	34	Thurman Thomas
QB	12	Jim Kelly

DEFENSE

LE	96	Leon Seals
NT	91	Jeff Wright
RE	90	Phil Hansen
LOLB	97	Cornelius Bennett
LILB	58	Shane Conlan
RILB	54	Carlton Bailey
ROLB	56	Darryl Talley
LCB	47	Kirby Jackson
RCB	37	Nate Odomes
FS	38	Mark Kelso
SS	46	Leonard Smith

PASSING	Att	Cmp	Yds	Cmp%	Yds/Att	TD	TD%	Int	Int%	Long	Sack/Lost	Rating
Kelly	474	304	3844	64.1	8.11	33	7.7	17	3.6	77t	31/227	97.6
Reich	41	27	305	65.9	7.44	6	14.6	2	4.9	29	4/42	107.2
Mohr	1	1	-9	100.0	-9.00	0	0.0	0	0.0	-9	0/0	79.2
BILLS	516	332	4140	64.3	8.02	39	7.6	19	3.7	77t	35/269	99.0
OPPONENTS	536	299	3660	55.8	6.83	12	2.2	23	4.3	78t	31/246	66.6

HISTORY

WON 11, LOST 5

Date	W/L	Score	Opponent	Attendance
9/6	W	40-7	LA Rams	79,001
9/13	W	34-31	at San Francisco	64,053
9/20	W	38-0	Indianapolis	77,781
9/27	W	41-7	at New England	52,527
10/4	L	10-37	Miami	80,368
10/11	L	3-20	at LA Raiders	52,287
10/26	W	24-20	at NY Jets	68,181
11/1	W	16-7	New England	78,268
11/8	W	28-20	Pittsburgh	80,294
11/16	W	26-20	at Miami	70,629
11/22	W	41-14	Atlanta	80,004
11/29	L	13-16(OT)	at Indianapolis	50,221
12/6	L	17-24	NY Jets	75,876
12/12	W	27-17	Denver	71,740
12/20	W	20-16	at New Orleans	68,591
12/27	L	3-27	at Houston	61,742

AFC WILDCARD PLAYOFF

1/3	W41-38(OT)	Houston	75,141
-----	------------	---------	--------

AFC DIVISIONAL PLAYOFF

1/9	W	24-3	at Pittsburgh	60,407
-----	---	------	---------------	--------

AFC CHAMPIONSHIP GAME

1/17	W	29-10	at Miami	72,703
------	---	-------	----------	--------

SUPER BOWL XXVII, ROSE BOWL

1/31	L	17-52	Dallas	98,374
------	---	-------	--------	--------

	BUF	OPP
TOTAL FIRST DOWNS	350	278
Rushing	133	77
Passing	192	185
Penalty	25	16
3rd Down: Made/Att	80/202	84/218
3rd Down Pct.	39.6	38.5
4th Down: Made/Att	4/10	7/14
4th Down: Pct.	40.0	50.0
POSSESSION AVG.	28:10	31:50
TOTAL NET YARDS	5893	4064
Avg. Per Game	368.3	287.8
Total Plays	1087	991
Avg. Per Play	5.4	4.6

	BUF	OPP
NET YARDS RUSHING	2436	1395
Avg. Per Game	152.3	87.2
Total Rushes	549	427

	BUF	OPP
NET YARDS PASSING	3457	3209
Avg. Per Game	216.1	200.6
Sacked/Yards Lost	29/221	44/351
Gross Yards	3678	3560
Att./Completions	509/293	520/305
Completion Pct.	57.6	58.7
Had Intercepted	21	23

PUNTS/AVERAGE	60/42.2	79/43.9
----------------------	----------------	----------------

NET PUNTING AVG.	36.8	36.5
-------------------------	-------------	-------------

PENALTIES/YARDS	103/775	118/933
------------------------	----------------	----------------

FUMBLES/BALL LOST	30/17	29/12
--------------------------	--------------	--------------

	Att	Cmp	Yds	Cmp%	Yds/Att	TD	TD%	Int	Int%	Long	Sack/Lost	Rating
Kelly	462	269	3457	58.2	7.48	23	5.0	19	4.1	65t	20/145	81.2
Reich	47	24	221	51.1	4.70	0	0.0	2	4.3	21	9/76	46.5
BILLS	509	293	3678	57.6	7.23	23	4.5	21	4.1	65t	29/221	78.0
OPPONENTS	520	305	3560	58.7	6.85	19	3.7	23	4.4	57	44/351	73.2

TOUCHDOWNS	44	31
Rushing	18	8
Passing	23	19
Returns	3	4

SCORE BY PERIOD	Q1	Q2	Q3	Q4	OT	PTS
BILLS	77	118	105	81	0	381
OPPONENTS	46	101	72	61	3	283

SCORING	TD	Ru	Pa	Rt	K-PAT	FG	S	PTS
Christie	0	0	0	0	43/44	24/30	115	
T. Thomas	12	9	3	0	0/0	0/0	0	72
K. Davis	6	6	0	0	0/0	0/0	0	36
Lofton	6	0	6	0	0/0	0/0	0	36
Metzelaars	6	0	6	0	0/0	0/0	0	36
Reed	3	0	3	0	0/0	0/0	0	18
Beebe	2	0	2	0	0/0	0/0	0	12
Frerotte	2	0	2	0	0/0	0/0	0	12
Gardner	2	0	2	0	0/0	0/0	0	12
Fina	1	0	1	0	0/0	0/0	0	6
Kelly	1	1	0	0	0/0	0/0	0	6
Lodish	1	0	0	1	0/0	0/0	0	6
Hale	0	0	0	0	0/0	1	2	
BILLS	44	18	23	3	43/44	24/30	1	381
OPPONENTS	31	8	19	4	31/31	22/30	283	

2-Pt. Conversions: **BILLS** 0-0, **OPPONENTS** 2-4

SACKS: Smith 14.0, Hansen 8.0, Wright 6.0, Bennett 4.0, Talley 4.0, Conlan 2.0, M.Patton 2.0, Bailey 1.0, Hicks 1.0, Odomes 1.0, Pike 1.0
BILLS: 44.0,
OPPONENTS: 29.0

RUSHING	No.	Yds	Avg	Long	TD
Thomas	312	1487	4.8	44	9
K. Davis	139	613	4.4	64t	6
Gardner	40	166	4.2	19	2
Reed	8	65	8.1	24	0
Kelly	31	53	1.7	10	1
Fuller	6	39	6.5	15	0
Mohr	1	11	11.0	11	0
Tasker	1	9	9.0	9	0
Edwards	1	8	8.0	8	0
Beebe	1	-6	-6.0	-6	0
Reich	9	-9	-1.0	0	0
BILLS	549	2436	4.4	64t	18
OPPONENTS	427	1395	3.3	29	8

RECEIVING	No.	Yds	Avg	Long	TD
Reed	65	913	14.0	51	3
Thomas	58	626	10.8	43	3
Lofton	51	786	15.4	50	6
Beebe	11	144	13.1	43	1
Metzelaars	30	298	9.9	53t	6
K. Davis	15	80	5.3	22	0
McKeller	14	110	7.9	26	0
Lamb	7	139	19.9	53	0
Gardner	7	67	9.6	17	0
Awalt	4	34	8.5	10	0
Edwards	2	25	12.5	20	0
Tasker	2	24	12.0	17	0
Fuller	2	17	8.5	17	0
Frerotte	2	4	2.0	2t	2
Fina	1	1	1.0	1t	1
BILLS	293	3678	12.6	65t	23
OPPONENTS	305	3560	11.7	57	19

INTERCEPTIONS	No.	Yds	Avg	Long	TD
Jones	8	263	32.9	82t	2

Kelso	7	21	3.0	13	0
Odomes	5	19	3.8	10	0
Williams	2	15	7.5	15	0
Conlan	1	7	7.0	7	0
BILLS	23	325	14.1	82t	2
OPPONENTS	21	423	20.1	103t	2

PUNTING	No	Yds	Avg	Net	TB	In	Lg	B
Mohr	60	2531	42.2	36.8	7	13	61	0
BILLS	60	2531	42.2	36.8	7	13	61	0
OPPONENTS	79	3465	43.9	36.5	6	20	62	0

PUNT RETURNS	Ret	FC	Yds	Avg	Long	TD
Hicks	29	6	289	10.0	42	0
Hale	14	2	175	12.5	27	0
BILLS	43	8	464	10.8	42	0
OPPONENTS	22	18	185	8.4	17	0

KICKOFF RETURNS	No.	Yds	Avg	Long	TD
K. Davis	14	251	17.9	35	0
Edwards	12	274	22.8	34	0
Frerotte	1	0	0.0	0	0
Fuller	8	134	16.8	28	0
Hicks	1	5	5.0	5	0
Lamb	5	97	19.4	31	0
BILLS	41	761	18.6	35	0
OPPONENTS	60	1215	20.3	75t	1

FIELD GOALS	1-19	20-29	30-39	40-49	50+
Christie	2-2	9-9	3-6	7-8	3-5
BILLS	2-2	9-9	3-6	7-8	3-5
OPPONENTS	1-1	7-7	4-8	8-11	2-3

Christie:(49G,38G)|(41G,28G)|(39N,52G)(42G,30G)(40G)(25G,36G,49N)(33G)() () (26G,54G,53B,23G,19G)(47G,18G)(52G,44G)(26G)(29G,25G)(25G,50N,29G)(40G,33N)
OPPONENTS:()|(33N,24G,47N)(48N)()|(30G,43G,34G)|(45G,36G)(42G,40G)()|(28G,49G)(21G,35N,50G)(37B)(52G,37N,52N,23G,40G)(41G,45N)(26G)(35G,27G,42G)(28G,18G)

USUAL STARTERS		
OFFENSE		
WR	80	James Lofton
LT	69	Will Wolford
LG	51	Jim Ritcher
C	67	Kent Hull
RG	74	Glenn Parker
RT	75	Howard Ballard
TE	88	Pete Metzelaars (8)
	84	Keith McKeller (7)
WR	83	Andre Reed
WR/FB	82	Don Beebe (8)
	35	Carwell Gardner (7)
RB	34	Thurman Thomas
QB	12	Jim Kelly

DEFENSE		
LE	90	Phil Hansen
NT	91	Jeff Wright
RE	78	Bruce Smith
LOLB	97	Cornelius Bennett
LILB	58	Shane Conlan
RILB	54	Carlton Bailey
ROLB	56	Darryl Talley
LCB	47	Kirby Jackson (9)
	31	James Williams (7)
RCB	37	Nate Odomes
FS	38	Mark Kelso
SS	20	Henry Jones

1993 SEASON STATISTICS | 1st AFC East/AFC Champions | Coach Marv Levy

WON 12, LOST 4

Date	W/L	Score	Opponent	Attendance
9/5	W	38-14	New England	79,751
9/12	W	13-10	at Dallas	63,226
9/26	L	13-22	Miami	79,635
10/3	W	17-14	NY Giants	79,283
10/11	W	35-7	Houston	79,613
10/24	W	19-10	at NY Jets	71,541
11/1	W	24-10	Washington	79,106
11/7	W	13:10(OT)	at New England	54,326
11/15	L	0-23	at Pittsburgh	60,265
11/21	W	23-9	Indianapolis	79,101
11/28	L	7-23	at Kansas City	74,452
12/5	L	24-25	LA Raiders	79,478
12/12	W	10-7	at Philadelphia	60,769
12/19	W	47-34	at Miami	71,597
12/26	W	16-14	NY Jets	70,817
1/2	W	30-10	at Indianapolis	43,028

AFC DIVISIONAL PLAYOFF

1/15	W	29-23	LA Raiders	61,923
------	---	-------	------------	--------

AFC CHAMPIONSHIP GAME

1/23	W	30-13	Kansas City	76,642
------	---	-------	-------------	--------

SUPER BOWL XXVIII, GEORGIA DOME

1/30	L	13-30	Dallas	72,817
------	---	-------	--------	--------

	BUF	OPP
TOTAL FIRST DOWNS	316	331
Rushing	117	114
Passing	176	199
Penalty	23	18
3rd Down: Made/Att	98/225	107/235
3rd Down Pct.	43.6	45.5
4th Down: Made/Att	5/8	6/18
4th Down: Pct.	62.5	33.3

POSSESSION AVG.	27:30	32:30
TOTAL NET YARDS	5260	5554
Avg. Per Game	328.8	347.1
Total Plays	1078	1119
Avg. Per Play	4.9	5.0

NET YARDS RUSHING	1943	1921
Avg. Per Game	121.4	120.1
Total Rushes	550	500

NET YARDS PASSING	3317	3633
Avg. Per Game	207.3	227.1
Sacked/Yards Lost	31/218	37/256
Gross Yards	3535	3889
Att./Completions	497/304	582/323
Completion Pct.	61.2	55.5
Had Intercepted	18	23

PUNTS/AVERAGE	74/40.4	65/41.8
NET PUNTING AVG.	36.0	35.1

PENALTIES/YARDS	94/630	99/681
FUMBLES/BALL LOST	26/17	35/24

TOUCHDOWNS	37	25
Rushing	12	7
Passing	20	18
Returns	5	0

SCORE BY PERIOD	Q1	Q2	Q3	Q4	OT	PTS
BILLS	64	113	51	98	3	329
OPPONENTS	71	62	67	42	0	242

SCORING	TD	Ru	Pa	Rt	K-PAT	FG	S	Pts
Christie	0	0	0	0	36/37	23/32	0	105
K. Davis	6	6	0	0	0/0	0/0	0	36
Reed	6	0	6	0	0/0	0/0	0	36
Thomas	6	6	0	0	0/0	0/0	0	36
Brooks	5	0	5	0	0/0	0/0	0	30
Metzelaars	4	0	4	0	0/0	0/0	0	24
Beebe	3	0	3	0	0/0	0/0	0	18
Jones	1	0	0	1	0/0	0/0	1	8
Copeland	1	0	0	1	0/0	0/0	0	6
Gardner	1	0	1	0	0/0	0/0	0	6
McKeller	1	0	1	0	0/0	0/0	0	6
Odomes	1	0	0	1	0/0	0/0	0	6
Talley	1	0	0	1	0/0	0/0	0	6
Washington	1	0	0	1	0/0	0/0	0	6
BILLS	37	12	20	5	36/37	23/32	3	329
OPPONENTS	25	7	18	0	23/25	23/35	2	242

SACKS: B. Smith 14.0, Bennett 5.0, Wright 4.5, Hansen 3.5, Barnett 2.0, Jones 2.0, Talley 2.0, Goganious 1.0, Parrella 1.0, M. Patton 1.0, Lodish 0.5, Washington 0.5
BILLS: 37.0
OPPONENTS: 31.0

RUSHING	No.	Yds	Avg	Long	TD
Thomas	335	1315	3.7	27	6
K. Davis	109	391	3.6	19	6
Kelly	36	102	2.8	17	0
Gardner	20	56	2.8	8	0
Turner	11	36	3.3	10	0
Brooks	3	30	10.0	15	0
Reed	9	21	2.3	15	0
Fina	1	-2	-2.0	-2	0
Reich	6	-6	-1.0	-1	0
BILLS	550	1943	3.5	27	12
OPPONENTS	500	1921	3.8	35	7

RECEIVING	No.	Yds	Avg	Long	TD
Metzelaars	68	609	9.0	51	4
Brooks	60	714	11.9	32	5
Reed	52	854	16.4	65t	6
Thomas	48	387	8.1	37	0
Beebe	31	504	16.3	65t	3
K. Davis	21	95	4.5	28	0
Copeland	13	242	18.6	60	0
Gardner	4	50	12.5	22	1
McKeller	3	35	11.7	13t	1
Tasker	2	26	13.0	22	0
Awalt	2	19	9.5	10	0
BILLS	304	3535	11.6	65t	20
OPPONENTS	323	3889	12.0	54t	18

INTERCEPTIONS	No.	Yds	Avg	Long	TD
Odomes	9	65	7.2	25	0
Talley	3	74	24.7	61t	1
Jones	2	92	46.0	85t	1
Darby	2	32	16.0	32	0
Williams	2	11	5.5	6	0
M. Patton	2	0	0.0	0	0
Washington	1	27	27.0	27t	1

Bennett	1	5	5.0	5	0
B. Smith	1	0	0.0	0	0
BILLS	23	306	13.3	85t	3
OPPONENTS	18	174	9.7	35	0

PUNTING	No.	Yds	Avg	Net	Tb	In	Lg	B
Mohr	74	2991	40.4	36	4	19	58	0
BILLS	74	2991	40.4	36	4	19	58	0
OPPONENTS	65	2719	41.8	35.1	8	20	58	0

PUNT RETURNS	Ret	FC	Yds	Avg	Long	TD
Copeland	31	7	274	8.8	47t	1
Brooks	1	0	3	3.0	3	0
Tasker	1	0	0	0.0	0	0
BILLS	33	7	277	8.4	47t	1
OPPONENTS	29	24	247	8.5	27	0

KICKOFF RETURNS	No.	Yds	Avg	Long	TD
Copeland	24	436	18.2	28	0
Beebe	10	160	16.0	22	0
K. Davis	8	100	12.5	18	0
Lamb	2	40	20.0	23	0
Turner	1	10	10.0	10	0
BILLS	45	746	16.6	28	0
OPPONENTS	43	850	19.8	49	0

FIELD GOALS	1-19	20-29	30-39	40-49	50+
Christie	0-0	4-5	12-12	6-9	1-6
BILLS	0-0	4-5	12-12	6-9	1-6
OPPONENTS	3-3	8-11	9-12	3-8	0-1

Christie: (28G)(48G,35G)(40G,59G)(24G)(54N)(37G,33G,22G,30G)(58N,45G)(40N,27G,32G)()((55N)(51N)(36G)(42N,29N,51N,34G)(38G,32G)(38G,36G,40G)(39G,49G,40G,40N)
OPPONENTS: ()((49N,43G,30N)(30G,23G,24G,35N)()((33G)(19G,50N)(28N,27G)(37G,19G,31G)(26G,22G,37G)(30G,22G,34G)(37G,35G,34G,26G,47G)(21N,45N)(41G,18G)(27N,41N,42N)(22G,49N)

USUAL STARTERS

OFFENSE

WR	82	Don Beebe
LT	70	John Fina
LG	51	Jim Ritcher
C	67	Kent Hull
RG	65	John Davis
RT	75	Howard Ballard
TE	88	Pete Metzelaars
WR	83	Andre Reed
WR	80	Bill Brooks
RB	34	Thurman Thomas
QB	12	Jim Kelly

DEFENSE

LE	90	Phil Hansen (9)
	77	Oliver Barnett (6)
NT	91	Jeff Wright
RE	78	Bruce Smith
LOLB	97	Cornelius Bennett
LILB	53	Marvuc Patton
RILB	55	Mark Maddox (8)
	50	Keith Goganious (7)
ROLB	56	Darryl Talley
LCB	29	James Williams
RCB	37	Nate Odomes
FS	38	Mark Kelso
SS	20	Henry Jones

PASSING	Att	Cmp	Yds	Cmp%	Yds/Att	TD	TD%	Int	Int%	Long	Sack/Lost	Rating
Kelly	470	288	3382	61.3	7.20	18	3.8	18	3.8	65t	25/171	79.9
Reich	26	16	153	61.5	5.88	2	7.7	0	0.0	30t	6/47	103.5
Thomas	1	0	0	0.0	0.0	0	0.0	0	0.0	0	0/0	39.6
BILLS	497	304	3535	61.2	7.11	20	4.0	18	3.6	65t	31/218	81.0
OPPONENTS	582	323	3889	55.5	6.68	18	3.1	23	4.0	54t	37/256	70.0

1994 SEASON STATISTICS | 4th AFC East | Coach Marv Levy

WON 7, LOST 9

Date	W/L	Score	Opponent	Attendance
9/4	L	3-23	NY Jets	79,460
9/11	W	38-35	at New England	60,274
9/18	W	15-7	at Houston	55,242
9/26	W	27-20	Denver	75,373
10/2	L	13-20	at Chicago	62,406
10/9	W	21-11	Miami	79,491
10/16	L	17-27	Indianapolis	79,404
10/30	W	44-10	Kansas City	79,501
11/6	L	17-22	at NY Jets	66,949
11/14	L	10-23	at Pittsburgh	59,019
11/20	W	29-20	Green Bay	79,029
11/24	L	21-35	at Detroit	75,672
12/4	W	42-31	at Miami	69,358
12/11	L	17-21	Minnesota	66,501
12/18	L	17-41	New England	56,784
12/24	L	9-10	at Indianapolis	38,458

	BUF	OPP
TOTAL FIRST DOWNS	319	294
Rushing	107	82
Passing	181	199
Penalty	31	13
3rd Down: Made/Att	96/222	91/217
3rd Down Pct.	43.2	41.9
4th Down: Made/Att	5/16	12/18
4th Down: Pct.	31.3	66.7

	29:21	30:39
POSSESSION AVG.		
TOTAL NET YARDS	5244	5175
Avg. Per Game	327.8	323.4
To tal Plays	1066	1007
A vg. Per Play	4.9	5.1

	1831	1515
NET YARDS RUSHING		
A vg. Per Game	114.4	94.7
To tal Rushes	483	447

	3413	3660
NET YARDS PASSING		
Avg. Per Game	213.3	228.8
Sacked/Y ards Lost	41/301	25/152
Gross Ya rds	3714	3812
Att./Completions	542/342	535/314
Completion Pct.	63.1	58.7
Had Inter cepted	21	16

	67/41.8	69/42.3
PUNTS/AVERAGE		

	36.0	34.1
NET PUNTING AVG.		

	92/631	101/770
PENALTIES/YARDS		

	30/13	23/12
FUMBLES/BALL LOST		

	38	40
TOUCHDOWNS		
Rushing	14	10
Passing	23	26
Returns	1	4

	Q1	Q2	Q3	Q4	OT	PTS
SCORE BY PERIOD						
BILLS	82	120	69	69	0	340
OPPONENT S	46	115	87	108	0	356

SCORING	TD	Ru	Pa	Rt	K-PAT	FG	S	Pts
Christie	0	0	0	0	38/38	24/28	110	54
Thomas	9	7	2	0	0/0	0/0	54	110
Reed	8	0	8	0	0/0	0/0	0	48
Metzelaars	5	0	5	0	0/0	0/0	0	30
Beebe	4	0	4	0	0/0	0/0	0	24
Gardner	4	4	0	0	0/0	0/0	0	24
Bi. Brooks	2	0	2	0	0/0	0/0	0	12
K. Davis	2	2	0	0	0/0	0/0	0	12
Copeland	1	0	1	0	0/0	0/0	0	6
Kelly	1	1	0	0	0/0	0/0	0	6
Lodish	1	0	0	1	0/0	0/0	0	6
T urner	1	0	1	0	0/0	0/0	0	6
BILLS	38	14	23	1	38/38	24/28	340	340
OPPONENTS	40	10	26	4	34/36	26/30	356	356

2-Pt. Conversions: **BILLS** 0-0, **OPPONENTS** 2-4

SACKS: B. Smith 10.0, Hansen 5.5, Bennett 5.0, Wright 2.0, Jones 1.0, Barnett 1.0, Washington 0.5
BILLS: 25.0
OPPONENTS: 41.0

RUSHING	No.	Yds	Avg	Long	TD
T. Thomas	287	1093	3.8	29	7
K. Davis	91	381	4.2	60	2
Gardner	41	135	3.3	13	4
Reed	10	87	8.7	20	0
Kelly	25	77	3.1	18	1
Jourdain	17	56	3.3	16	0
Beebe	2	11	5.5	6	0
T urner	2	4	2.0	4	0
Reich	6	3	0.5	5	0
Copeland	1	-7	-7.0	-7	0
Mohr	1	-9	-9.0	-9	0
BILLS	483	1831	3.8	60	14
OPPONENTS	447	1515	3.4	28	10

RECEIVING	No.	Yds	Avg	Long	TD
Reed	90	1303	14.5	83t	8
T. Thomas	50	349	7.0	28	2
Metzelaars	49	428	8.7	35t	5
Bi. Brooks	42	482	11.5	32	2
Beebe	32	416	13.0	72	4
Copeland	21	255	12.1	35	1
K. Davis	18	82	4.6	12	0
Gardner	11	89	8.1	21	0
Jourdain	10	56	5.6	18	0
Marrow	5	44	8.8	14	0
L. Johnson	3	42	14.0	21	0
D. Thomas	2	31	15.5	17	0
Turner	1	26	26.0	26t	1
BILLS	342	3714	10.9	83t	23
OPPONENTS	314	3812	12.1	57	26

INTERCEPTIONS	No.	Yds	Avg	Long	TD
Darby	4	20	5.0	20	0
Washington	3	36	21.0	36	0
Jones	2	45	22.5	45	0
Burriss	2	24	12.0	24	0
M. Patton	2	8	4.0	8	0
Maddox	1	11	11.0	11	0
T. Smith	1	4	4.0	4	0
B. Smith	1	0	0.0	0	0
BILLS	16	175	10.9	45	0
OPPONENTS	21	262	12.5	37t	2

PUNTING	No	Yds	Avg	Net	TB	In	Lg	B
Mohr	67	2799	41.8	36.0	3	13	71	0
BILLS	67	2799	41.8	36.0	3	13	71	0
OPPONENTS	69	2916	42.3	34.1	11	19	67	0

PUNT RETURNS	Ret	FC	Yds	Avg	Long	TD
Burriss	32	6	332	10.4	57	0
Copeland	1	2	11	11.0	11	0
BILLS	33	8	343	10.4	57	0
OPPONENTS	38	11	324	8.5	31	0

KICKOFF RETURNS	No.	Yds	Avg	Long	TD
Jourdain	27	601	22.3	42	0
Beebe	12	230	19.2	35	0
Copeland	12	232	19.3	32	0
Bu. Brooks	9	162	18.0	25	0
T urner	6	102	17.0	23	0
Pike	2	9	4.5	9	0
K. Davis	1	0	0.0	0	0
Gardner	1	6	6.0	6	0
M. Patton	1	1	1.0	1	0
Tasker	1	2	2.0	2	0
BILLS	72	1345	18.7	42	0
OPPONENTS	72	1455	20.2	45	0

FIELD GOALS	1-19	20-29	30-39	40-49	50+
Christie	0-0	11-12	6-7	5-7	2-2
BILLS	0-0	11-12	6-7	5-7	2-2
OPPONENTS	0-0	11-11	8-11	6-7	1-1

Christie : (27G)(32G)(37G,42G,48G,29G,48G)(36G,28G)(28G,30G)(23G)(49G,26G,24G)(39G)(52G,32B)(38G,51G,25N)()(1)(41G)(24G)(49N,20G,21G,24G,46N)

OPPONENTS: (27G,42G,22G)()(1)(41N,28G,43G)(50G,20G)(40G,37N)(43G,33G)(22G)(26G,45G,41G)(39G,39G,30G)(1)(1)(23G)(30G,38G,30G,25G,22G)(33G,20G)(38B,31N,22G)

USUAL STARTERS		
OFFENSE		
WR	82	Don Beebe
LT	70	John Fina
LG	68	Corbin Lacina
C	67	Kent Hull
RG	65	John Davis
RT	74	Glenn Parker
TE	88	Pete Metzelaars
WR	83	Andre Reed
WR/FB	80	Bill Brooks (10)
	35	Carwell Gardner (6)
RB	34	Thurman Thomas
QB	12	Jim Kelly

DEFENSE		
LE	90	Phil Hansen
NT	91	Jeff Wright
RE	78	Bruce Smith
LOLB	97	Cornelius Bennett
LILB	53	Marvucs Patton
RILB	55	Mark Maddox
ROLB	56	Darryl T alley
LCB	25	Mickey Washington
RCB	28	Thomas Smith
FS	43	Matt Darby
SS	20	Henry Jones

PASSING	Att	Cmp	Yds	Cmp%	Yds/Att	TD	TD%	Int	Int%	Long	Sack/Lost	Rating
Kelly	448	285	3114	63.6	6.95	22	4.9	17	3.8	83t	34/244	84.6
Reich	93	56	568	60.2	6.11	1	1.1	4	4.3	47	7/57	63.4
Reed	1	1	32	100.0	32.0	0	0.0	0	0.0	32	0/0	118.8
BILLS	542	342	3714	63.1	6.85	23	4.2	21	3.9	83t	41/301	81.2
OPPONENTS	535	314	3812	58.7	7.13	26	4.9	16	3.0	57	25/152	84.4

HISTORY

1995 SEASON STATISTICS | 1st AFC East | Coach Marv Levy

WON 10, LOST 6

Date	W/L	Score	Opponent	Attendance
9/3	L	7-22	at Denver	75,157
9/10	W	31-9	Carolina	79,190
9/17	W	20-14	Indianapolis	62,499
10/2	W	22-19	at Cleveland	76,211
10/8	W	29-10	NY Jets	79,485
10/15	W	27-21	Seattle	74,362
10/23	L	14-27	at New England	60,203
10/29	L	6-23	at Miami	71,060
11/5	W	16-10	at Indianapolis	59,612
11/12	W	23-17	Atlanta	62,690
11/19	W	28-26	at NY Jets	54,436
11/26	L	25-35	New England	69,384
12/3	L	17-27	at San Francisco	65,568
12/10	W	45-27	at St. Louis	64,623
12/17	W	23-20	Miami	79,531
12/24	L	17-28	Houston	45,253

AFC WILD CARD PLAYOFF

12/30	W	37-22	Miami	73,103
-------	---	-------	-------	--------

AFC DIVISIONAL PLAYOFF

1/6	L	21-40	at Pittsburgh	59,072
-----	---	-------	---------------	--------

	BUF	OPP
TOTAL FIRST DOWNS	300	287
Rushing	130	93
Passing	142	180
Penalty	28	14
3rd Down: Made/Att	71/225	84/244
3rd Down Pct.	31.6	34.4
4th Down: Made/Att	7/13	13/23
4th Down: Pct.	53.8	56.5

POSSESSION AVG.

28:10	31:50
--------------	--------------

TOTAL NET YARDS

5117	5128
-------------	-------------

Avg. Per Game	319.8	320.5
Total Plays	1059	1084
Avg. Per Play	4.8	4.7

NET YARDS RUSHING

1993	1626
-------------	-------------

Avg. Per Game	124.6	101.6
Total Rushes	521	453

NET YARDS PASSING

3124	3502
-------------	-------------

Avg. Per Game	195.3	218.9
Sacked/Yards Lost	32/224	49/362
Gross Yards	3348	3864
Att./Completions	506/279	582/310
Completion Pct.	55.1	53.3
Had Intercepted	14	17

PUNTS/AVERAGE

86/40.4	90/42.8
----------------	----------------

NET PUNTING AVG.

36.2	35.1
-------------	-------------

PENALTIES/YARDS

89/672	115/890
---------------	----------------

FUMBLES/BALL LOST

25/12	23/11
--------------	--------------

TOUCHDOWNS

37	33
-----------	-----------

Rushing	10	16
Passing	24	14
Returns	3	3

SCORE BY PERIOD

	Q1	Q2	Q3	Q4	OT	PTS
BILLS	73	115	97	65	0	350
OPPONENTS	64	79	89	103	0	335

PASSING

Kelly	458	255	3130	55.7	6.83	22	4.8	13	2.8	77t	26/181	81.1
Collins	29	14	112	48.3	3.86	0	0.0	1	3.4	18	6/43	44.0
Van Pelt	18	10	106	55.6	5.89	2	11.1	0	0.0	19t	0/0	110.0
Armour	1	0	0	0.0	0.00	0	0.0	0	0.0	0	0/0	39.6
BILLS	506	279	3348	55.1	6.62	24	4.7	14	2.8	77t	32/224	79.9
OPPONENTS	582	310	3864	53.3	6.64	14	2.4	17	2.9	54t	49/362	70.0

BILLS	506	279	3348	55.1	6.62	24	4.7	14	2.8	77t	32/224	79.9
OPPONENTS	582	310	3864	53.3	6.64	14	2.4	17	2.9	54t	49/362	70.0

SCORING

TD	RU	PA	Rt	K-PAT	FG	S	PTS	
Christie	0	0	0	33/35	31/40		126	
Brooks	11	0	11	0/0	0/0		66	
Thomas	8	6	2	0/0	0/0		48	
Holmes	4	4	0	0/0	0/0		24	
Armour	3	0	3	0/0	0/0		18	
Reed	3	0	3	0/0	0/0		18	
Tasker	3	0	3	0/0	0/0		18	
Gardner	1	0	0	1*	0/0		8	
Bennett	1	0	0	1/0	0/0		6	
Copeland	1	0	1	0/0	0/0		6	
Johnson	1	0	1	0/0	0/0		6	
Schulz	1	0	0	1/0	0/0		6	
BILLS	37	10	24	3	33/35	31/40	350	
OPPONENTS	33	16	14	3	29/29	34/43	1	335

2-pt Conversions

BILLS 1-2, OPP 2-4

SACKS: Paup 17.5, B. Smith 10.5, Hansen

10.0, Jeffcoat 2.5, Washington 2.5,

Bennett 2.0, Rogers 2.0, D. White 1.0,

Wilson 1.0

BILLS: 49.0

OPPONENTS: 32.0

RUSHING

No.	Yds	Avg	Long	TD	
Thomas	267	1005	3.8	49	6
Holmes	172	698	4.1	38t	4
Gardner	20	77	3.9	17	0
Tasker	8	74	9.3	17	0
Reed	7	48	6.9	14	0
Jourdain	8	31	3.9	19	0
Collins	9	23	2.6	10	0
Kelly	17	20	1.2	17	0
Tindale	5	16	3.2	6	0
Brooks	3	7	2.3	9	0
Copeland	1	-1	-1.0	-1	0
Armour	4	-5	-1.2	6	0
BILLS	521	1993	3.8	49	10
OPPONENTS	453	1626	3.6	39	16

RECEIVING

No.	Yds	Avg	Long	TD	
Brooks	53	763	14.4	51t	11
Johnson	49	504	10.3	52	1
Copeland	42	646	15.4	77t	1
Armour	26	300	11.5	28t	3
T. Thomas	26	220	8.5	60	2
Reed	24	312	13.0	41t	3
Holmes	24	214	8.9	47	0
Tasker	20	255	12.8	43	3
Cline	8	64	8.0	17	0
Coons	3	28	9.3	13	0
Gardner	2	17	8.5	13	0
D. Thomas	1	18	18.0	18	0
Jourdain	1	7	7.0	7	0
BILLS	279	3348	12.0	77t	24
OPPONENTS	310	3864	12.5	54t	14

INTERCEPTIONS

No.	Yds	Avg	Long	TD	
Schulz	6	48	8.0	32t	1
Darby	2	37	18.5	37	0
T. Smith	2	23	11.5	13	0
Paup	2	0	0.0	0	0
Bennett	1	69	69.0	69t	1
Burriss	1	19	19.0	19	0
Evans	1	18	18.0	18	0
Jones	1	10	10.0	10	0
White	1	9	9.0	9	0
BILLS	17	233	13.7	69t	2
OPPONENTS	14	187	13.4	49	0

PUNTING

No.	Yds	Avg	Net	TB	In	Lg	B
Mohr	86	3473	40.4	36.2	7	23	60
BILLS	86	3473	40.4	36.2	7	23	60
OPPONENTS	90	3854	42.8	35.1	11	19	73

PUNT RETURNS

Ret	FC	Yds	Avg	Long	TD	
Burriss	20	1	229	11.5	40	0
Tasker	17	7	204	12.0	44	0
Brooks	6	2	35	5.8	15	0
Copeland	2	1	8	4.0	7	0
Jourdain	1	0	0	0.0	0	0
D. Thomas	1	0	0	0.0	0	0
BILLS	47	11	476	10.1	44	0
OPPONENTS	23	30	224	9.7	69t	1

KICKOFF RETURNS

No.	Yds	Avg	Long	TD	
Holmes	39	799	20.5	42	0
Jourdain	19	348	18.3	41	0
Tindale	6	62	10.3	20	0
Green	2	37	18.5	22	0
Cline	1	11	11.0	11	0
Irvin	1	12	12.0	12	0
Louchey	1	13	13.0	13	0
Pike	1	20	20.0	20	0
BILLS	70	1302	18.6	42	0
OPPONENTS	73	1615	22.1	46	0

FIELD GOALS

1-19	20-29	30-39	40-49	50+	
Christie	0-0	13-14	13-15	3-6	2-5
BILLS	0-0	13-14	13-15	3-6	2-5
OPPONENTS	0-0	11-11	15-19	3-8	5-5

Christie: (1)(39G)(35G,38G)(38G,31G,22N,33G)

(38G,44N,24G,32G,51G,27G)(50N,43G,26G)

(23G,23G,47N)(32G,32G)(39G,23G,33G,50N,38N)

(23G,38G,21G)(42N,31N)(51G,48G)(23G,50N,28G)

(20G,24G,25G)(44G)

OPPONENTS: (22G,52G,20G,38N,38G,37G)

(32N,34G,52G,32G)(39B)(43N,32G,47G,23G,38G)

(26G,33N)(1)(39G,42B,24G)(24G,33G,22G)(37G)

(44N,50G,49B)(30G,35G)(29G,43G)(46N,20G,40G)

(28G,37G,51G,25G)(50G,30G)(39G,33G)

USUAL STARTERS

OFFENSE	
WR	85 Russell Copeland
LT	70 John Fina
LG	79 Ruben Brown
C	67 Kent Hull
RG	60 Jerry Ostroski
RT	74 Glenn Parker
TE	84 Lonnie Johnson
WR	80 Bill Brooks
WR	81 Justin Armour (9)
	83 Andre Reed (6)
RB	34 Thurman Thomas
QB	12 Jim Kelly

DEFENSE

LE	90 Phil Hansen
NT	92 Ted Washington
RE	78 Bruce Smith
LOLB	95 Bryce Paup
LILB	58 Marlo Perry
RILB	97 Cornelius Bennett
ROLB	59 Sam Rogers
LCB	22 Jeff Burriss
RCB	28 Thomas Smith
FS	24 Kurt Schulz
SS	20 Henry Jones
ROLB	59 Sam Rogers

1996 SEASON STATISTICS | 2nd AFC East | Coach Marv Levy

WON 10, LOST 6

Date	W/L	Score	Opponent	Attendance
9/1	W	23-20(OT)	at NY Giants	74,218
9/8	W	17-10	New England	78,104
9/16	L	6-24	at Pittsburgh	59,002
9/22	W	10-7	Dallas	78,098
10/6	W	16-13(OT)	Indianapolis	79,401
10/13	L	7-21	Miami	79,642
10/20	W	25-22	at NY Jets	49,775
10/27	L	25-28	at New England	58,858
11/3	W	38-13	Washington	78,002
11/10	W	24-17	at Philadelphia	66,613
11/17	W	31-17	Cincinnati	75,549
11/24	W	35-10	NY Jets	60,854
12/1	L	10-13(OT)	at Indianapolis	53,804
12/8	L	18-26	at Seattle	41,373
12/16	L	14-16	at Miami	67,016
12/22	W	20-9	Kansas City	68,671

AFC WILD CARD PLAYOFF

12/28 L 27-30 Jacksonville 70,213

	BUF	OPP
TOTAL FIRST DOWNS	294	283

Rushing	128	94
Passing	149	168
Penalty	17	21
3rd Down: Made/Att	83/238	92/259
3rd Down Pct.	34.9	35.5
4th Down: Made/Att	9/14	5/17
4th Down: Pct.	64.3	29.4

	28:40	31:20
POSSESSION AVG.		

	5119	4737
TOTAL NET YARDS		
Avg. Per Game	319.9	296.1
Total Plays	1094	1105
Avg. Per Play	4.7	4.3

	1901	1669
NET YARDS RUSHING		
Avg. Per Game	118.8	104.3
Total Rushes	563	495

	3218	3068
NET YARDS PASSING		
Avg. Per Game	201.1	191.8
Sacked/Yards Lost	48/340	48/341
Gross Yards	3558	3409
Att./Completions	483/279	562/292
Completion Pct.	57.8	52.0
Had Intercepted	24	14

	101/41.5	102/43.2
PUNTS/AVERAGE		

	36.5	36.7
NET PUNTING AVG.		

	106/831	86/607
PENALTIES/YARDS		

	25/13	23/14
FUMBLES/BALL LOST		

	35	28
TOUCHDOWNS		
Rushing	14	12
Passing	18	11
Returns	3	5

SCORE BY PERIOD	Q1	Q2	Q3	Q4	OT	PTS
BILLS	37	110	77	89	6	319
OPPONENTS	70	63	39	91	3	266

SCORING	TD	Ru	Pa	Rt	K-PAT	FG	S	Pts
Christie	0	0	0	0	33/33	24/29	0	48
T. Thomas	8	8	0	0	0/0	0/0	0	105
Reed	6	0	6	0	0/0	0/0	0	36
Holmes	5	4	1	0	1*	0/0	0	32
Early	4	0	4	0	1*	0/0	0	26
Moulds	3	0	2	1	0/0	0/0	0	18
Tasker	3	0	3	0	0/0	0/0	0	18
Kelly	2	2	0	0	0/0	0/0	0	12
Brantley	1	0	1	0	0/0	0/0	0	6
Cline	1	0	1	0	0/0	0/0	0	6
Northern	1	0	0	1	0/0	0/0	0	6
White	1	0	0	1	0/0	0/0	0	6
BILLS	35	14	18	3	33/33	24-29	319	
OPPONENTS	28	12	11	5	25/26	23/36	1	266

2-Pt Conversions Bills 2-2, OPP 1-2

SACKS: B. Smith 13.5, Hansen 8.0, Paup 6.0, Jeffcoat 5.0, Northern 5.0, Rogers 3.5, Washington 3.5, Irvin 2.0, Kerner 1.0, White 0.5

BILLS: 48.0,
OPPONENTS: 48.0

RUSHING	No.	Yds	Avg	Long	TD
T. Thomas	281	1033	3.7	36	8
Holmes	189	571	3.0	37	4
Kelly	19	66	3.5	22	2
Tindale	14	49	3.5	15	0
Moulds	12	44	3.7	11	0
Collins	21	43	2.0	10	0
Early	3	39	13.0	29	0
Tasker	9	31	3.4	11	0
Reed	8	22	2.8	13	0
Bratton	4	8	2.0	5	0
Van Pelt	3	-5	-1.7	-1	0
BILLS	563	1901	3.4	37	14
OPPONENTS	495	1669	3.4	51	12

RECEIVING	No.	Yds	Avg	Long	TD
Reed	66	1036	15.7	67	6
Early	50	798	16.0	95	4
Johnson	46	457	9.9	33	0
T. Thomas	26	254	9.8	69	0
Tasker	21	372	17.7	62	3
Moulds	20	279	14.0	47	2
Cline	19	117	6.2	15	1
Holmes	16	102	6.4	20	1
Copeland	7	85	12.1	31	0
Brantley	5	47	9.4	22	1
Coons	1	12	12.0	12	0
Louchiey	1	0	0.0	0	0
Tindale	1	-1	-1.0	-1	0
BILLS	279	3558	12.8	95	18
OPPONENTS	292	3409	11.7	61	11

INTERCEPTIONS	No.	Yds	Avg	Long	TD
Schulz	4	24	6.0	19	0
Martin	2	35	17.5	31	0
Stevens	2	0	0.0	0	0
Burris	1	28	28.0	28	0
Spielman	1	14	14.0	14	0
Kerner	1	6	6.0	6	0
Perry	1	6	6.0	6	0
Jackson	1	0	0.0	0	0

	T. Smith	1	0	0.0	0	0
BILLS		14	113	8.1	31	0
OPPONENTS		24	498	20.8	91	4

PUNTING	No	Yds	Avg	Net	TB	In	Lg	B
Mohr	101	4194	41.5	36.5	13	27	80	0
BILLS	101	4194	41.5	36.5	13	27	80	0
OPPONENTS	102	4406	43.2	36.7	12	27	66	1

PUNT RETURNS	Ret	FC	Yds	Avg	Long	TD
Burris	27	7	286	10.6	45	0
Copeland	14	7	119	8.5	19	0
Tasker	2	1	18	9.0	12	0
BILLS	43	15	423	9.8	45	0
OPPONENTS	40	25	246	6.2	87	1

KICKOFF RETURNS	No.	Yds	Avg	Long	TD
Moulds	52	1205	23.2	97	1
Copeland	6	136	22.7	47	0
BILLS	58	1341	23.1	97	1
OPPONENTS	65	1255	19.3	32	0

FIELD GOALS	1-19	20-29	30-39	40-49	50+
Christie	0-0	5-6	12-14	7-8	0-1
BILLS	0-0	5-6	12-14	7-8	0-1
OPPONENTS	2-2	8-11	6-10	7-12	0-1

Christie: (28G,39G,34G)(33G,37N)(31G,45G) (32G)(42G,37G,39G)() (48G,32G,36N,47G,23G,33G,47G)(33G) (33G,50N)(38G)(22G)() (24G)(22G)(20N) (41G,48N,42G)
OPPONENTS: (22G,34G)(42G,45N,25N,47B) (30G,37B,24B)(36B)(46N,44G,41G)(33N) (43N)(40G,32G,54N)() (23G)(30G)(25G) (33N,41B,25G,49G)(27N,41G,38G,22G,30G) (29G,41G,18G)(19G,24G,26G)

USUAL STARTERS

OFFENSE

WR	88	Quinn Early
TE	86	Tony Cline
LT	70	John Fina
LG	79	Ruben Brown
C	67	Kent Hull
RG	60	Jerry Ostroski
RT	74	Glenn Parker
TE	84	Lonnie Johnson
WR	83	Andre Reed
RB	34	Thurman Thomas
QB	12	Jim Kelly

DEFENSE

LE	90	Phil Hansen
NT	92	Ted Washington
RE	78	Bruce Smith
LOLB	95	Bryce Paup
LILB	54	Chris Spielman
RILB	55	Mark Maddox
ROLB	59	Sam Rogers
LCB	22	Jeff Burris
RCB	28	Thomas Smith
FS	24	Kurt Schulz
SS	23	Matt Stevens

PASSING	Att	Cmp	Yds	Cmp%	Yds/Att	TD	TD%	Int	Int%	Long	Sack/Lost	Rating
Kelly	379	222	2810	58.6	7.41	14	3.7	19	5.0	67	37/287	73.2
Collins	99	55	739	55.6	7.46	4	4.0	5	5.1	95	11/53	71.9
Van Pelt	5	2	9	40.0	1.80	0	0.0	0	0.0	5	0/0	47.9
BILLS	483	279	3558	57.8	7.37	18	3.7	24	5.0	95	48/340	72.6
OPPONENTS	562	292	3409	52.0	6.07	11	2.0	14	2.5	61	48/341	66.8

HISTORY

1997 SEASON STATISTICS | 4th AFC East | Coach Marv Levy

WON 6, LOST 10

Date	W/L	Score	Opponent	Attendance
8/31	L	13-34	Minnesota	79,139
9/7	W	28-22	at NY Jets	72,988
9/14	L	16-22	at Kansas City	78,169
9/21	W	37-35	Indianapolis	55,340
10/5	W	22-13	Detroit	78,025
10/12	L	6-33	at New England	59,802
10/20	W	9-6	at Indianapolis	61,139
10/26	L	20(3OT)	Denver	78,458
11/2	W	9-6	Miami	78,011
11/9	L	10-31	New England	65,783
11/17	L	13-30	at Miami	74,155
11/23	L	14-31	at Tennessee	23,571
11/30	W	20-10	NY Jets	47,776
12/7	L	3-20	at Chicago	39,784
12/14	L	14-20	Jacksonville	41,231
12/20	L	21-31	at Green Bay	60,108

SCORING	TD	Ra	Pt	K-PAT	FG	S	Pts
Christie	0	0	0	21/21	24/30	0	93
A. Smith	8	0	0	0/0	0/0	0	48
Early	5	0	0	0/0	0/0	0	30
Reed	5	0	0	0/0	0/0	0	30
Riemersma	2	0	2	1*	0/0	0	14
Holmes	2	2	0	0/0	0/0	0	12
Johnson	2	0	2	0/0	0/0	0	12
T. Thomas	1	1	0	0/0	0/0	0	6
Van Pelt	1	1	0	0/0	0/0	0	6
Hansen	0	0	0	0/0	0/0	1	2
Moulds	0	0	0	1*	0/0	0	2
BILLS	26	12	14	0	21/21	24/30	125
OPPONENTS	37	11	17	9	34/35	37/46	367

PUNT RETURNS	Ret	Ft	Yds	Avg	Long	TD
Burris	21	8	198	9.4	32	0
Tasker	12	9	113	9.4	47	0
Galloway	2	2	15	7.5	15	0
Moulds	2	0	20	10.0	10	0
Jackson	1	0	0	0.0	0	0
Jones	1	0	0	0.0	0	0
BILLS	39	19	346	8.9	47	0
OPPONENTS	44	24	366	8.3	29	0

KICKOFF RETURNS	No.	Yds	Avg	Long	TD
Moulds	43	921	21.4	53	0
Holmes	23	430	18.7	36	0
Galloway	6	130	21.7	30	0
Burris	1	10	10.0	10	0
Cline	1	0	0.0	0	0
Coons	1	12	12.0	12	0
Pike	1	11	11.0	11	0
Tasker	1	12	12.0	12	0
Wiley	1	12	12.0	12	0
BILLS	78	1538	19.7	53	0
OPPONENTS	55	1385	25.2	96t	3

SACKS: B. Smith 14.0, Paup 9.5, Hansen 6.0, Moran 4.5, Washington 4.0, Rogers 3.5, Jones 2.0, Holecck 1.5, Covington 0.5, Jeffcoat 0.5
BILLS: 46.0
OPPONENTS: 46.0

RUSHING	No.	Yds	Avg	Long	TD
A. Smith	194	840	4.3	56t	8
T. Thomas	154	643	4.2	24	1
Holmes	22	106	4.8	19	2
Collins	30	77	2.6	11	0
Moulds	4	59	14.8	29	0
Van Pelt	11	33	3.0	9	1
Reed	3	11	3.7	9	0
Hobert	2	7	3.5	7	0
Johnson	1	6	6.0	6	0
Mohr	1	0	0.0	0	0
BILLS	422	1782	4.2	56t	12
OPPONENTS	493	1792	3.6	78t	11

RECEIVING	No.	Yds	Avg	Long	TD
Reed	60	880	14.7	77t	5
Early	60	853	14.2	45	5
Johnson	41	340	8.3	62t	2
T. Thomas	30	208	6.9	30	0
Moulds	29	294	10.1	32	0
A. Smith	28	177	6.3	19	0
Riemersma	26	208	8.0	22	2
Holmes	13	106	8.2	22	0
Tindale	4	105	26.3	45	0
Cline	1	29	29.0	29	0
Reese	1	13	13.0	13	0
BILLS	293	3213	11.0	77t	14
OPPONENTS	287	3405	11.9	60	17

INTERCEPTIONS	No.	Yds	Avg	Long	TD
Irvin	2	28	14.0	28	0
Schultz	2	23	11.5	21	0
Kerner	2	20	10.0	20	0
Burris	2	19	9.5	10	0
Moran	2	12	6.0	12	0
Maddox	1	25	25.0	25	0
Martin	1	12	12.0	12	0
Spielman	1	8	8.0	8	0
Covington	1	6	6.0	6	0
Perry	1	4	4.0	4	0
BILLS	15	157	10.5	28	0
OPPONENTS	25	359	14.4	62t	3

PUNTING	No.	Yds	Avg	Net	TB	In	Lg	B
Mohr	90	3764	41.8	36.0	6	24	59	1
BILLS	91	3764	41.4	36.0	6	24	59	1
OPPONENTS	86	3608	42.0	36.1	8	33	65	1

FIELD GOALS	1-19	20-29	30-39	40-49	50+
Christie	0-0	6-6	9-12	8-10	1-2
BILLS	0-0	6-6	9-12	8-10	1-2
OPPONENTS	2-2	11-11	12-15	9-13	3-5

Christie: (28G,46G)(46G,33G,30G)(27G)(47G,33G)(34N)(22G,47G,32G,27G)(30G,55G)(41G,40G,39N,65N,39G)(23G)(36G,24G)(36B)(49G,34G)(41N,43G)(38G,31G)
OPPONENTS: (21G,43G)(39N,26G,19G,52G)(46G,45G,48N,42G)(39G,36G,49G,22G,25G)(28G,30G)(20G,23G,41G,52G)(51N,39G,32G)(38N,23G,22G,33G)(32N,27G,35G)(42G,42N,45N)(37G,30G,35G)(51G)(53N,22G)(41G,38G)(19G,47G)(45N,35G)

USUAL STARTERS

OFFENSE	WR	LT	LG	RC	RG	RT	TE	WR	TE/WR	RB	QB		
	88	70	79	61	68	60	84	83	49	34	15		
	Quinn Early	John Fina	Ruben Brown	Dusty Zeigler	Corbin Lacina	Jerry Ostroski (10)	Cory Louchiey (6)	Lonnie Johnson	Andre Reed	Jay Riemersma (8)	Eric Moulds (7)	Thurman Thomas	Todd Collins

DEFENSE

LE	NT	RE	LOLB	LILB	MLB	RILB	ROLB	LCB	RCB	FS	SS	
90	92	98	75	54	52	57	59	22	28	24	20	
Phil Hansen	Ted Washington	Sean Moran (7)	Bruce Smith	Bryce Paup	Chris Spielman (8)	John Holecck (7)	Damien Covington (8)	Sam Rogers	Jeff Burris	Thomas Smith	Kurt Schultz	Henry Jones

TOTAL FIRST DOWNS	BUF	OPP
Rushing	268	265
Passing	98	85
Penalty	144	160
3rd Down: Made/Att	26	20
3rd Down Pct.	53/212	85/240
4th Down: Made/Att	25.0	35.4
4th Down: Pct.	11/29	7/16
	37.9	43.8

POSSESSION AVG.

TOTAL NET YARDS	BUF	OPP
Avg. Per Game	4657	4853
Total Plays	291.1	303.3
Avg. Per Play	1014	1041
	4.6	4.7

NET YARDS RUSHING

NET YARDS RUSHING	BUF	OPP
Avg. Per Game	1782	1792
Total Rushes	111.4	112.0
	422	493

NET YARDS PASSING

NET YARDS PASSING	BUF	OPP
Avg. Per Game	2875	3061
Sacked/Yards Lost	179.7	191.3
Gross Yards	46/338	46/344
Att./Completions	3213	3405
Completion Pct.	546/293	502/287
Had Intercepted	53.7	57.2
	25	15

PUNTS/AVERAGE

PUNTS/AVERAGE	BUF	OPP
	91/41.4	86/42.0

NET PUNTING AVG.

NET PUNTING AVG.	BUF	OPP
	36.0	36.1

PENALTIES/YARDS

PENALTIES/YARDS	BUF	OPP
	92/742	98/992

FUMBLES/BALL LOST

FUMBLES/BALL LOST	BUF	OPP
	39/17	23/7

TOUCHDOWNS

TOUCHDOWNS	BUF	OPP
Rushing	26	37
Passing	12	11
Returns	14	17
	0	9

SCORE BY PERIOD

SCORE BY PERIOD	Q1	Q2	Q3	Q4	OT	PTS
BILLS	19	66	45	125	0	255
OPPONENTS	78	118	68	100	3	367

PASSING	Att	Cmp	Yds	Cmp%	Yds/Att	TD	TD%	Int	Int%	Long	Sack/Lost	Rating
Collins	291	215	2367	55.0	6.05	12	3.1	13	3.3	77t	39/278	69.5
Van Pelt	124	60	684	48.4	5.52	2	1.6	10	8.1	39	4/33	37.2
Hobert	30	17	133	56.7	4.43	0	0.0	2	6.7	20	2/7	40.0
Mohr	1	1	29	100.0	29.00	0	0.0	0	0.0	29	0/0	118.8
Reed	0	0	0	—	—	0	0	0	—	—	1/20	—
BILLS	546	283	3214	53.7	5.88	14	2.6	25	4.6	77t	46/338	60.8
OPPONENTS	502	287	3405	57.2	6.78	17	3.4	15	3.0	60	46/344	76.8

RUSHING	No.	Yds	Avg	Long	TD
A. Smith	194	840	4.3	56t	8
T. Thomas	154	643	4.2	24	1
Holmes	22	106	4.8	19	2
Collins	30	77	2.6	11	0
Moulds	4	59	14.8	29	0
Van Pelt	11	33	3.0	9	1
Reed	3	11	3.7	9	0
Hobert	2	7	3.5	7	0
Johnson	1	6	6.0	6	0
Mohr	1	0	0.0	0	0
BILLS	422	1782	4.2	56t	12
OPPONENTS	493	1792	3.6	78t	11

HISTORY

WON 10, LOST 6

Date	W/L	Score	Opponent	Attendance
9/6	L	14-16	at San Diego	64,037
9/13	L	7-13	at Miami	73,097
9/20	L	33-34	St. Louis	65,199
10/4	W	26-21	San Francisco	76,615
10/11	W	31-24	at Indianapolis	52,938
10/18	W	17-16	Jacksonville	77,635
10/25	W	30-14	at Carolina	64,050
11/1	W	30-24	Miami	79,011
11/8	L	12-34	at NY Jets	75,403
11/15	W	13-10	New England	72,020
11/22	W	34-11	Indianapolis	49,032
11/29	L	21-25	at New England	58,304
12/6	W	33-20	at Cincinnati	54,359
12/13	W	44-21	Oakland	62,502
12/19	L	10-17	NY Jets	79,056
12/27	W	45-33	at New Orleans	39,707

AFC WILD CARD PLAYOFF

1/2	L	17-24	at Miami	72,698
-----	---	-------	----------	--------

	BUF	OPP
TOTAL FIRST DOWNS	319	283
Rushing	115	79
Passing	176	168
Penalty	28	36
3rd Down: Made/Att	97/219	80/207
3rd Down Pct.	44.3	38.6
4th Down: Made/Att	3/8	10/18
4th Down Pct.	37.5	55.6

	32:26	27:34
POSSESSION AVG.		
TOTAL NET YARDS	5541	4691
Avg. Per Game	346.3	293.2
Total Plays	1033	949
Avg. Per Play	5.4	4.9

	2161	1493
NET YARDS RUSHING		
Avg. Per Game	135.1	93.3
Total Rushes	531	375

	3380	3198
NET YARDS PASSING		
Avg. Per Game	211.3	199.9
Sacked/Yards Lost	41/241	43/276
Gross Yards	3621	3474
Att./Completions	461/269	532/294
Completion Pct.	58.4	55.3
Had Intercepted	14	18

PUNTS/AVERAGE	69/41.8	77/44.9
----------------------	----------------	----------------

NET PUNTING AVG.	33.2	37.5
-------------------------	-------------	-------------

PENALTIES/YARDS	123/993	104/836
------------------------	----------------	----------------

FUMBLES/BALL LOST	17/6	21/13
--------------------------	-------------	--------------

	43	39
TOUCHDOWNS		
Rushing	13	11
Passing	28	27
Returns	2	1

	Q1	Q2	Q3	Q4	OT	PTS
SCORE BY PERIOD						
BILLS	67	139	95	99	0	400
OPPONENTS	40	97	70	126	0	333

SCORING	TD	Ru	Pa	Rt	K-PAT	FG	S	Pts
Christie	0	0	0	0	41/41	33/41	0	140
Moulds	9	0	9	0	0/0	0/0	0	54
A. Smith	8	0	0	0	0/0	0/0	0	48
Riemersma	6	0	6	0	0/0	0/0	0	36
Reed	5	0	5	0	0/0	0/0	0	30
Gash	3	0	3	0	0/0	0/0	0	18
Thomas	3	2	1	0	0/0	0/0	0	18
L. Johnson	2	0	2	0	0/0	0/0	0	12
Early	1	0	1	0	0/0	0/0	0	6
Flutie	1	0	1	0	0/0	0/0	0	6
Hansen	1	0	0	1	0/0	0/0	0	6
R. Johnson	1	1	0	0	0/0	0/0	0	6
Linton	1	1	0	0	0/0	0/0	0	6
Northern	1	0	0	1	0/0	0/0	0	6
K. Williams	1	0	1	0	0/0	0/0	0	6
Washington	0	0	0	0	0/0	0/0	1	2
BILLS	43	13	28	2	41/41	33/41	1	400
OPPONENTS	39	11	27	1	28/28	21/26	0	333

2-Pt Conversions: Bills 0-2, OPP 4-11

SACKS: B. Smith 10.0, Hansen 7.5, Price 5.0, Rogers 4.5, Washington 4.5, Wiley 3.5, P. Williams 3.5, Northern 2.0, Smedley 2.0, Simmons LG 0.5, Simmons TM 0.5

BILLS: 43.0
OPPONENTS: 41.0

RUSHING	No.	Yds	Avg	Long	TD
A. Smith	300	1124	3.7	30	8
Thomas	93	381	4.1	17	2
Flutie	48	248	5.2	23	1
Linton	45	195	4.3	20	1
R. Johnson	24	123	5.1	32	1
K. Williams	5	46	9.2	28	0
Gash	11	32	2.9	11	0
Holmes TM	2	8	4.0	5	0
C. Williams	2	5	2.5	3	0
Van Pelt	1	-1	-1.0	-1	0
BILLS	531	2161	4.1	32	13
OPPONENTS	375	1493	4.0	46	11

RECEIVING	No.	Yds	Avg	Long	TD
Moulds	67	1368	20.4	84	9
Reed	63	795	12.6	67	5
K. Williams	29	392	13.5	55	1
Thomas	26	220	8.5	26	1
Riemersma	25	288	11.5	28	6
Early	19	217	11.4	37	1
Gash	19	165	8.7	20	3
L. Johnson	14	146	10.4	27	2
A. Smith	5	11	2.2	9	0
Linton	1	10	10.0	10	0
Holmes TM	1	9	9.0	9	0
BILLS	269	3621	13.5	84	28
OPPONENTS	294	3474	11.8	72	27

INTERCEPTIONS	No.	Yds	Avg	Long	TD
Schultz	6	48	8.0	24	0
Jones	3	0	0.0	0	0
Jackson	2	27	13.5	27	0
Cowart	2	23	11.5	23	0
Irvin	1	43	43.0	43	0
Northern	1	40	40.0	40	1
Martin	1	23	23.0	23	0
T. Smith	1	0	0.0	0	0
Washington	1	0	0.0	0	0
BILLS	18	204	11.3	43	1
OPPONENTS	14	65	4.6	18	0

PUNTING	No	Yds	Avg	Net	TB	In	Lg	B
Mohr	69	2882	41.8	33.2	11	18	57	0
BILLS	69	2882	41.8	33.2	11	18	57	0
OPPONENTS	77	3459	44.9	37.5	10	13	69	0

PUNT RETURNS	Ret	FC	Yds	Avg	Long	TD
K. Williams	37	11	369	10.0	73	0
BILLS	37	11	369	10.0	73	0
OPPONENTS	32	17	374	11.7	75	1

KICKOFF RETURNS	No.	Yds	Avg	Long	TD
K. Williams	47	1059	22.5	46	0
Gash	3	41	13.7	17	0
L. Johnson	3	18	6.0	16	0
Cummings	1	21	21.0	21	0
Holmes TM	1	20	20.0	20	0
Riemersma	1	9	9.0	9	0
BILLS	56	1168	20.9	46	0
OPPONENTS	77	1638	21.3	55	0

FIELD GOALS	1-19	20-29	30-39	40-49	50+
Christie	1-1	10-12	12-14	9-11	1-3
BILLS	1-1	10-12	12-14	9-11	1-3
OPPONENTS	0-0	7-7	5-7	8-11	1-1

Christie: (21N,39N)() (36G)
(24G,51N,19G,38G,45G)(53N,39G)
(24G)(42G,47G,44G)(49N,22G,36G,25G)
(40G,37G,44G,21G)(31G,20G,40N)(35G,24G)
(35N,34G,26G,22G)(20G,52G,46G,34G)
(32G,49G,32G)(28N,44G)(35G)
OPPONENTS: (48G,47G,54G)(33G,27G)
(27G,25G)(48N)(22G,33G,43G,41G)
(35G,23G,27G)() (38G)(49G,43G)
(39N,38G,39N)(27G)(44G,47N)() (48G,46N)
()

USUAL STARTERS		
OFFENSE		
WR	80	Eric Moulds
LT	70	John Fina
LG	79	Ruben Brown
C	61	Dusty Zeigler
RG	72	Joe Panos
RT	60	Jerry Ostroski
TE	84	Lonnie Johnson
WR	83	Andre Reed
FB	33	Sam Gash
RB	23	Antowain Smith
QB	7	Doug Flutie (10)
	11	Rob Johnson (6)

DEFENSE		
LE	90	Phil Hansen
NT	92	Ted Washington
RE	78	Bruce Smith
LOLB	59	Sam Rogers
LILB	52	John Holecck
RILB	56	Sam Cowart
ROLB	99	Gabe Northern
LCB	27	Ken Irvin
RCB	28	Thomas Smith
FS	24	Kurt Schulz
SS	20	Henry Jones

PASSING	Att	Cmp	Yds	Cmp%	Yds/Att	TD	TD%	Int	Int%	Long	Sack/Lost	Rating
Flutie	354	202	2711	57.1	7.66	20	5.6	11	3.1	84t	12/78	87.4
R. Johnson	107	67	910	62.6	8.50	8	7.5	3	2.8	66t	29/163	102.9
BILLS	461	269	3621	58.4	7.85	28	6.1	14	3.0	84t	41/241	91.0
OPPONENTS	532	294	3474	55.3	6.53	27	5.1	18	3.4	72t	43/276	78.2

1999 SEASON STATISTICS | 2nd AFC East | Coach Wade Phillips

WON 11, LOST 5

Date	W/L	Score	Opponent	Attendance
9/12	L	14-31	at Indianapolis	56,238
9/19	W	17-3	NY Jets	68,839
9/26	W	26-0	Philadelphia	70,872
10/4	W	23-18	at Miami	74,073
10/10	W	24-21	Pittsburgh	71,038
10/17	L	14-20	Oakland	71,113
10/24	L	16-26	at Seattle	66,301
10/31	W	13-10	at Baltimore	68,673
11/7	W	34-17	at Washington	78,721
11/14	W	23-3	Miami	72,810
11/21	L	7-17	at NY Jets	79,285
11/28	W	17-7	New England	72,111
12/12	L	17-19	NY Giants	72,527
12/19	W	31-21	at Arizona	64,337
12/26	W	13-10(OT)	at New England	55,014
1/2	W	31-6	Indianapolis	61,959

AFC WILD CARD PLAYOFF

1/8	L	16-22	at Tennessee	66,782
-----	---	-------	--------------	--------

	BUF	OPP
TOTAL FIRST DOWNS	313	244
Rushing	117	73
Passing	173	144
Penalty	23	27
3rd Down: Made/Att	93/228	69/220
3rd Down Pct.	40.8	31.4
4th Down: Made/Att	11/21	6/18
4th Down: Pct.	52.4	33.3

POSSESSION AVG.

	32:12	27:48
--	-------	-------

TOTAL NET YARDS

	5333	4045
Avg. Per Game	333.3	252.8
Total Plays	1059	950
Avg. Per Play	5.0	4.3

NET YARDS RUSHING

	2040	1370
Avg. Per Game	127.5	85.6
Total Rushes	519	407

NET YARDS PASSING

	3293	2675
Avg. Per Game	205.8	167.2
Sacked/Yards Lost	27/185	37/214
Gross Yards	3478	2889
Att./Completions	513/290	506/269
Completion Pct.	56.5	53.2
Had Intercepted	16	12

PUNTS/AVERAGE

	73/38.9	93/41.7
--	---------	---------

NET PUNTING AVG.

	33.9	34.5
--	------	------

PENALTIES/YARDS

	97/789	97/790
--	--------	--------

FUMBLES/BALL LOST

	17/11	14/9
--	-------	------

TOUCHDOWNS

	35	23
Rushing	12	9
Passing	21	12
Returns	2	2

SCORE BY PERIOD

	Q1	Q2	Q3	Q4	OT	PTS
BILLS	68	98	73	78	3	320
OPPONENTS	66	80	23	60	0	229

SCORING

	TD	Ru	Pa	Rt	K-PAT	FG	S	Pts
Christie	0	0	0	0	33/33	25/34	0	108
Moulds	7	0	7	0	0/0	0/0	0	42
Linton	6	5	1	0	1*	0/0	0	38
A. Smith	6	6	0	0	0/0	0/0	0	36
Riemersma	4	0	4	0	0/0	0/0	0	24
P. Price	3	0	3	0	0/0	0/0	0	18
Collins	2	0	2	0	0/0	0/0	0	12
Gash	2	0	2	0	0/0	0/0	0	12
Flutie	1	1	0	0	0/0	0/0	0	6
Jones	1	0	0	1	0/0	0/0	0	6
Northern	1	0	0	1	0/0	0/0	0	6
Reed	1	0	1	0	0/0	0/0	0	6
Thomas	1	0	1	0	0/0	0/0	0	6
BILLS	35	12	21	2	33/33	25/34	320	320
OPPONENTS	23	9	12	2	22/22	23/31	229	229

2-Pt Conversions

BILLS	1-2,	OPP	0-1
-------	------	-----	-----

SACKS:

B. Smith 7.0, Hansen 6.0, Wiley 5.0, Northern 3.5, Rogers 3.0, S. Price 2.5, Washington 2.5, P. Williams 2.5, Perry 1.5, Cowart 1.0, Cummings 1.0, Holecek 1.0, Moran 0.5
 BILLS: 37.0
 OPPONENTS: 27.0

RUSHING

	No.	Yds	Avg	Long	TD
Linton	205	695	3.4	18	5
A. Smith	165	614	3.7	52t	6
Flutie	88	476	5.4	24t	1
Thomas	36	152	4.2	31	0
Johnson	8	61	7.6	25	0
Gordon	11	38	3.5	13	0
K. Williams	1	13	13.0	13	0
Moulds	1	1	1.0	1	0
Mohr	1	0	0.0	0	0
Van Pelt	1	-1	-1.0	-1	0
Hicks	1	-2	-2.0	-2	0
P. Price	1	-7	-7.0	-7	0
BILLS	519	2040	3.9	52t	12
OPPONENTS	407	1370	3.4	40	9

RECEIVING

	No.	Yds	Avg	Long	TD
Moulds	65	994	15.3	54t	7
Reed	52	536	10.3	30	1
Riemersma	37	496	13.4	38	4
P. Price	31	393	12.7	45	3
K. Williams	31	381	12.3	35	0
Linton	29	228	7.9	28	1
Gash	20	163	8.2	31t	2
Collins	9	124	13.8	45	2
Loud	6	66	11.0	20	0
Jackson	4	34	8.5	16	0
Thomas	3	37	12.3	23t	1
A. Smith	2	32	16.0	23	0
Hicks	1	-6	-6.0	-6	0
BILLS	290	3478	12.0	54t	21
OPPONENTS	269	2889	10.7	50	12

INTERCEPTIONS

	No.	Yds	Avg	Long	TD
Schultz	3	26	8.7	26	0
Winfield	2	13	6.5	10	0
Wiley	1	52	52.0	52	0
Holecek	1	35	35.0	35	0
T. Smith	1	29	29.0	29	0
Rogers	1	24	24.0	24	0
Irvin	1	1	1.0	1	0

	Yds	TD	Yds	TD
Greer	1	0	0.0	0
Martin	1	0	0.0	0
BILLS	12	180	15.0	52
OPPONENTS	16	288	18.0	74t

PUNTING

	No.	Yds	Avg	Net	Yds	In	Lg	B
Mohr	73	2840	38.9	33.9	7	20	60	0
BILLS	73	2840	38.9	33.9	7	20	60	0
OPPONENTS	93	3875	41.7	34.5	16	22	60	0

PUNT RETURNS

	Ret	FC	Yds	Avg	Long	TD
K. Williams	33	17	331	10.0	27	0
P. Price	1	0	16	16.0	16	0
BILLS	34	17	347	10.2	27	0
OPPONENTS	23	25	226	9.8	26	0

KICKOFF RETURNS

	No.	Yds	Avg	Long	TD
K. Williams	42	840	20.0	62	0
Loud	2	26	13.0	15	0
Porter	2	41	20.5	24	0
Collins	1	6	6.0	6	0
Gash	1	13	13.0	13	0
Gordon	1	11	11.0	11	0
Jones	1	37	37.0	37t	1
P. Price	1	27	27.0	27	0
BILLS	51	1001	19.6	62	1
OPPONENTS	68	1504	22.1	93	0

FIELD GOALS

	1-19	20-29	30-39	40-49	50+
Christie	2-2	10-10	7-10	3-9	3-3
BILLS	2-2	10-10	7-10	3-9	3-3
OPPONENTS	0-0	8-8	9-11	6-9	0-3

Christie: (36G,29G)(44N,45N,35G)

(24G,29G,19G,36G,49N)(26G,52G,31G)

(29G,36N)() (50G)(25G,40G)(23G,20G)

(31G,48G,47G,35N)(40N,45N)(28G)

(50G,39,48N)(33G)(39G,23G)(19G)

OPPONENTS: (45B,35G)(31G)(50N)

(30G,44G,26G,26G)() (25G,32G,32N)

(40G,21G,42G,34G)(37G,51B)(55N,41G)

(30G)(36G)() (42G,21G,21G,48G)()

(44N,38G,33N,44N)(27G,24G)

USUAL STARTERS

	WR	80	Eric Moulds
LT	70	John Fina	
LG	79	Ruben Brown	
C	60	Jerry Ostroski	
RG	61	Dusty Zeigler	
RT	77	Robert Hicks	
TE	85	Jay Riemersma	
WR	83	Andre Reed	
FB	33	Sam Gash	
RB	23	Antowain Smith	
QB	7	Doug Flutie	

DEFENSE

	LE	90	Phil Hansen
NT	92	Ted Washington	
RE	78	Bruce Smith	
LOLB	59	Sam Rogers	
LILB	52	John Holecek	
RILB	56	Sam Cowart	
ROLB	99	Gabe Northern	
LCB	27	Ken Irvin	
RCB	28	Thomas Smith	
FS	24	Kurt Schulz	
SS	20	Henry Jones	

PASSING	Att	Cmp	Yds	Cmp%	Yds/Att	TD	TD%	Int	Int%	Long	Sack/Lost	Rating
Flutie	478	264	3171	55.2	6.63	19	4.0	16	3.3	54t	26/176	75.1
Johnson	34	25	298	73.5	8.76	2	5.9	0	0.0	42	1/9	119.5
Van Pelt	1	1	9	100.0	9.00	0	0.0	0	0.0	9	0/0	104.2
BILLS	513	290	3478	56.5	6.78	21	4.1	16	3.1	54t	27/185	78.1
OPPONENTS	506	269	2889	53.2	5.71	12	2.4	12	2.4	50	37/214	68.2

WON 8, LOST 8

Date	W/L	Score	Opponent	Attendance
9/3	W	16-13	Tennessee	72,492
9/10	W	27-18	Green Bay	72,722
9/17	L	14-27	at NY Jets	77,884
10/1	L	16-18	Indianapolis	72,617
10/8	L	13-22	at Miami	73,901
10/15	W	27-24(OT)	San Diego	72,351
10/22	L	27-31	at Minnesota	64,116
10/29	W	23-20	NY Jets	72,861
11/5	W	16-13(OT)	at New England	60,292
11/12	W	20-3	Chicago	72,420
11/19	W	21-17	at Kansas City	78,457
11/26	L	17-31	at Tampa Bay	65,546
12/3	L	6-33	Miami	73,002
12/11	L	20-44	at Indianapolis	56,671
12/17	L	10-13(OT)	New England	47,230
12/23	W	42-23	at Seattle	61,025

	BUF	OPP
TOTAL FIRST DOWNS	309	252
Rushing	111	76
Passing	174	153
Penalty	24	23
3rd Down: Made/Att	92/247	81/219
3rd Down Pct.	37.2	37.0
4th Down: Made/Att	9/12	7/11
4th Down Pct.	75.0	63.6

POSSESSION AVG.	31:25	28:35
-----------------	-------	-------

TOTAL NET YARDS	5498	4426
Avg. Per Game	343.6	276.6
Total Plays	1080	966
Avg. Per Play	5.1	4.6

NET YARDS RUSHING	1922	1559
Avg. Per Game	120.1	97.4
Total Rushes	475	444

NET YARDS PASSING	3576	2867
Avg. Per Game	223.5	179.2
Sacked/Yards Lost	59/360	42/308
Gross Yards	3936	3175
Att./Completions	546/312	480/283
Completion Pct.	57.1	59.0
Had Intercepted	10	16

PUNTS/AVERAGE	96/38.1	92/42.0
---------------	---------	---------

NET PUNTING AVG.	31.4	38.4
------------------	------	------

PENALTIES/YARDS	101/913	103/905
-----------------	---------	---------

FUMBLES/BALL LOST	28/13	30/13
-------------------	-------	-------

TOUCHDOWNS	34	37
Rushing	11	13
Passing	20	18
Returns	3	6

SCORE BY PERIOD	Q1	Q2	Q3	Q4	OT	Pts
BILLS	54	97	40	118	6	315
OPPONENTS	46	93	76	132	3	350

PASSING	Att	Cmp	Yds	Cmp%	Yds/Att	TD	TD%	Int	Int%	Long	Sack/Lost	Rating
Johnson	306	175	2125	57.2	6.94	12	3.9	7	2.3	74t	49/292	82.2
Flutie	231	132	1700	57.1	7.36	8	3.5	3	1.3	52	10/68	86.5
Van Pelt	8	4	67	50.0	8.38	0	0.0	0	0.0	36	0/0	78.6
Mohr	1	1	44	100.0	44.00	0	0.0	0	0.0	44	0/0	118.8
BILLS	546	312	3936	57.1	7.21	20	3.7	10	1.8	74t	59/360	84.3
OPPONENTS	480	283	3175	59.0	6.61	18	3.8	16	3.3	63	42/308	77.4

SCORING	TD	Ru	Pa	Rt	K-PAT	FG	S	Pts
Christie	0	0	0	0	31/31	26/35	0	109
Morris	6	5	1	0	0/0	0/0	0	36
Moulds	5	0	5	0	0/0	0/0	0	30
Riemersma	5	0	5	0	0/0	0/0	0	30
Smith	4	4	0	0	0/0	0/0	0	24
P. Price	3	0	3	0	0/0	0/0	0	18
Bryson	2	0	2	0	1*	0/0	0	14
McDaniel	2	0	2	0	0/0	0/0	0	12
Flutie	1	1	0	0	0/0	0/0	0	6
S. Jackson	1	0	1	0	0/0	0/0	0	6
Johnson	1	1	0	0	0/0	0/0	0	6
H. Jones	1	0	0	1	0/0	0/0	0	6
Linton	1	0	1	0	0/0	0/0	0	6
Ostroski	1	0	0	1	0/0	0/0	0	6
Porter	1	0	0	1	0/0	0/0	0	6
BILLS	34	11	20	3	31/31	26/35	315	315
OPPONENTS	37	13	18	6	33/33	29/33	1	350

2-Pt Conversions: **BILLS** 1-7, **OPP** 0-0
SACKS: Wiley 10.5, Newman 8.0, Cowart 5.5, Rogers 5.0, Washington 2.5, Williams 2.5, Flowers 2.0, Hansen 2.0, F. Jones 1.0, Larsen 1.0, Moore 1.0, S. Price 1.0
BILLS : 42.0
OPPONENTS : 59.0

RUSHING	No.	Yds	Avg	Long	TD
Bryson	161	591	3.7	24	0
Smith	101	354	3.5	59	4
Morris	93	341	3.7	32t	5
Johnson	42	307	7.3	23	1
Flutie	36	161	4.5	32	1
Linton	38	112	2.9	12	0
P. Price	2	32	16.0	27	0
Moulds	2	24	12.0	20	0
BILLS	475	1922	4.0	59	11
OPPONENTS	444	1559	3.5	39t	13

RECEIVING	No.	Yds	Avg	Long	TD
Moulds	94	1326	14.1	52	5
P. Price	52	762	14.7	42	3
McDaniel	43	697	16.2	74t	2
Morris	37	268	7.2	24	1
Bryson	32	271	8.5	32	2
Riemersma	31	372	12.0	35	5
Collins	6	72	12.0	23	0
S. Jackson	5	36	7.2	12	1
Cavil	4	66	16.5	39	0
Smith	3	20	6.7	9	0
Linton	3	8	2.7	4t	1
Porter	1	44	44.0	44	0
Johnson	1	-6	-6.0	-6	0
BILLS	312	3936	12.6	74t	20
OPPONENTS	283	3175	11.2	63	18

INTERCEPTIONS	No.	Yds	Avg	Long	TD
Carpenter	5	63	12.6	22	0
H. Jones	2	45	22.5	45t	1
Cowart	2	4	2.0	2	0
Irvin	2	1	0.5	1	0
Rogers	1	10	10.0	10	0
Winfield	1	8	8.0	8	0
Flowers	1	0	0.0	0	0
Holecsek	1	0	0.0	0	0
Porter	1	0	0.0	0	0
BILLS	16	131	8.2	45t	1
OPPONENTS	10	112	11.2	40t	1

PUNTING	No	Yds	Avg	Net	TB	In	Lg	B
Mohr	95	3661	38.5	31.4	5	19	57	1
BILLS	96	3661	38.1	31.4	5	19	57	1
OPPONENTS	92	3865	42.0	38.4	7	37	70	0

PUNT RETURNS	Ret	FC	Yds	Avg	Long	TD
Watson	33	18	163	4.9	20	0
P. Price	5	5	27	5.4	12	0
BILLS	38	23	190	5.0	20	0
OPPONENTS	51	21	544	10.7	73t	1

KICKOFF RETURNS	No.	Yds	Avg	Long	TD
Watson	44	894	20.3	37	0
Black	9	165	18.3	26	0
Bryson	8	122	15.3	26	0
Linton	3	40	13.3	17	0
Cavil	1	1	1.0	1	0
Foreman	1	19	19.0	19	0
H. Jones	1	4	4.0	4	0
Morris	1	17	17.0	17	0
Smith	1	0	0.0	0	0
BILLS	69	1262	18.3	37	0
OPPONENTS	70	1524	21.8	97t	2

FIELD GOALS	1-19	20-29	30-39	40-49	50+
Christie	2-2	11-13	4-6	9-13	0-1
BILLS	2-2	11-13	4-6	9-13	0-1
OPPONENTS	1-1	11-12	11-13	5-5	1-2

Christie: (51N,42G,41G,33G)(45G,20G)(43B)(19G,30G,27G)(45G,23G)(29G,46G)(25G,48G)(20G,44B,29G,34G)(19G,48G,32G)(27G,42G,39N)(42N,28G)(47N)(29G,46G)(25G,23B,30B)(26N)
OPPONENTS: (38G,27G,60N)(24G)(51G,33N,27G)(45G)(30G,33G)(36G)(38G,20G,21G)(40G,36G)(48G,43G)(24G)(19G,35B)(45G)(32G,31G,20G,26G)(37G,23G,39G)(22G,27N,24G)(38G)

USUAL STARTERS	OFFENSE
WR	80 Eric Moulds
LT	70 John Fina
LG	79 Ruben Brown
C	60 Jerry Ostroski
RG	74 Jamie Nails
RT	69 Marcus Spriggs (9) 77 Robert Hicks (7)
TE	85 Jay Riemersma
WR	81 Peerless Price
WR	86 Jeremy McDaniel
RB	38 Shawn Bryson
QB	11 Rob Johnson

DEFENSE	
LE	90 Phil Hansen (8) 91 Shawn Price (6)
NT	92 Ted Washington
RE	75 Marcellus Wiley
SOLB	53 Keith Newman
SILB	52 John Holecsek
WILB	56 Sam Cowart
WOLB	59 Sam Rogers
LCB	26 Antoine Winfield
RCB	27 Ken Irvin
FS	29 Keion Carpenter
SS	20 Henry Jones

HISTORY

WON 3, LOST 13

Date	W/L	Score	Opponent	Attendance
9/9	L	6-24	New Orleans	71,447
9/23	L	26-42	at Indianapolis	56,135
9/30	L	3-20	Pittsburgh	72,874
10/7	L	36-42	NY Jets	72,654
10/18	W	13-10	at Jacksonville	58,893
10/28	L	24-27	at San Diego	63,698
11/4	L	14-30	Indianapolis	63,786
11/11	L	11-21	at New England	60,292
11/18	L	20-23	Seattle	60,836
11/25	L	27-34	Miami	73,063
12/2	L	0-35	at San Francisco	67,252
12/9	W	25-24	Carolina	44,549
12/16	L	9-12 (OT)	New England	45,527
12/23	L	30-33	at Atlanta	43,320
12/30	W	14-9	at NY Jets	78,200
1/6	L	7-34	at Miami	73,428

SCORING	TD	Ru	Pa	Rt	K-PAT	FG	S	Pts
Arians	0	0	0	0	16/17	12/21	0	52
P. Price	7	0	7	0	0/0	0/0	0	42
Moulds	5	0	5	0	1*	0/0	0	32
Graham	0	0	0	0	7/7	6/8	0	25
Centers	4	2	2	0	0/0	0/0	0	24
Henry	4	4	0	0	0/0	0/0	0	24
Riemersma	3	0	3	0	0/0	0/0	0	18
Bryson	2	2	0	0	0/0	0/0	0	12
Clements	2	0	0	2	0/0	0/0	0	12
Spoon	2	0	0	2	0/0	0/0	0	12
S. Jackson	1	0	1	0	0/0	0/0	0	6
Johnson	1	1	0	0	0/0	0/0	0	6
BILLS	31	9	18	4	23/24	18/29	0	265
OPPONENTS	48	20	23	5	48/48	28/37	0	420

2-Pt Conversions: BILLS 1-7, OPP 0-0
SACKS: Schobel 6.5, Newman 3.5, Fisher 3.0, Hansen 3.0, Office 3.0, Foreman 2.5, Flowers 2.0, S. Price 2.0, Robertson 2.0, Williams 1.5, Wright 1.5, Clements 1.0, Larsen 1.0, Prioleau 1.0, Jones 0.5
 BILLS : 34.0
 OPPONENTS : 46.0

RUSHING	No	Yds	Avg	Lg	TD
Henry	213	729	3.4	25	4
Bryson	80	341	4.3	68t	2
Johnson	36	241	6.7	23	1
Centers	34	160	4.7	50	2
P. Price	6	97	16.2	31	0
Morris	20	72	3.6	10	0
Van Pelt	12	33	2.8	15	0
T. Brown	1	10	10.0	10	0
Moulds	3	3	1.0	6	0
Moorman	1	0	0.0	0	0
BILLS	406	1686	4.2	68t	9
OPPONENTS	482	2133	4.4	47	20

RECEIVING	No	Yds	Avg	Lg	TD
Centers	80	620	7.8	26	2
Moulds	67	904	13.5	80t	5
P. Price	55	895	16.3	70t	7
Riemersma	53	590	11.1	36	3
Henry	22	179	8.1	40	0
Germany	12	203	16.9	39	0
McDaniel	11	129	11.7	22	0
Bryson	9	59	6.6	23	0
Black	8	90	11.3	25	0
Morris	7	36	5.1	11	0
Crosby	2	16	8.0	9	0
S. Jackson	1	1	1.0	1t	1
BILLS	327	3722	11.4	80t	18
OPPONENTS	284	3378	11.9	63t	23

INTERCEPTIONS	No	Yds	Avg	Lg	TD
Clements	3	48	16.0	48t	1
Spoon	2	51	25.5	44t	2
Winfield	2	0	0.0	0	0
Watson	1	23	23.0	23	0
Hansen	1	17	17.0	17	0
Irvin	1	0	0.0	0	0
Tillman	1	0	0.0	0	0
BILLS	11	139	12.6	48t	3
OPPONENTS	20	390	19.5	100t	2

PUNTING	No	Yds	Avg	Net	TB	In	Lg	B
Moorman	80	3262	40.8	33.8	7	16	66	0
BILLS	80	3262	40.8	33.8	7	16	66	0
OPPONENTS	66	2836	43.0	36.2	11	27	77	0

PUNT RETURNS	Ret	FC	Yds	Avg	Long	TD
P. Price	19	8	110	5.8	24	0
Clements	4	1	81	20.3	66t	1
Black	1	0	34	34.0	34	0
BILLS	24	9	225	9.4	66t	1
OPPONENTS	40	9	418	10.5	48	0

KICKOFF RETURNS	No.	Yds	Avg	Long	TD
Clements	30	628	20.9	37	0
Black	25	498	19.9	29	0
Bryson	16	299	18.7	32	0
Driver	7	130	18.6	23	0
Watson	5	96	19.2	30	0
BILLS	83	1651	19.9	37	0
OPPONENTS	52	987	19.0	72	0

FIELD GOALS	1-19	20-29	30-39	40-49	50+
Arians	0-0	6-6	2-4	4-11	0-0
Graham	0-0	4-4	0-0	2-4	0-0
BILLS	0-0	10-10	2-4	6-15	0-0
OPPONENTS	0-0	7-8	12-15	6-11	3-3

Arians:
 (37G,22G)(48G,37N,49G)(49N,23G)(28G)
 (41N,39N,30G,46G)(41G,45N,44B)(48B)(24G,49N)(25G,26G,45N)()
Graham: (49N)(20G,27G)(43N,41G,25G,41G)(28G)() ()
OPPONENTS: (31G)(45N)(33N,30G,52G)() (41G)(37G,25G,36N,41N)(34G,41G,47G)(43N,45N)(40G,38G,51G)(25G,39G)(32N,22B)(37G)(40G,32G,25G,23G)(35G,32G,43G,52G)(33G,28G,32G)(22G,49N,20G)

USUAL STARTERS	OFFENSE	DEFENSE
WR	80	Eric Moulds
LT	70	John Fina
LG	79	Ruben Brown
C	63	Bill Conaty
RG	71	Corey Hulsey
RT	75	Jonas Jennings
TE	85	Jay Riemersma
WR	81	Peerless Price
FB	37	Larry Centers
RB	20	Travis Henry
QB	10	Alex Van Pelt (8)
	11	Rob Johnson (8)
DEFENSE		
LE	90	Phil Hansen
LT	91	Shawn Price
RT	93	Pat Williams
RE	94	Aaron Schobel
SLB	53	Keith Newman
MLB	58	Brandon Spoon
WLB	55	Jay Foreman
LCB	26	Antoine Winfield
RCB	22	Nate Clements
FS	29	Keion Carpenter (10)
	28	Travares Tillman (6)
SS	39	Raion Hill

TOTAL FIRST DOWNS	BUF	OPP
Rushing	287	302
Passing	75	122
Penalty	180	154
3rd Down: Made/Att	32	26
3rd Down Pct.	75/217	86/205
4th Down: Made/Att	34.6	42.0
4th Down Pct.	12/24	4/9
	58.3	43.5

POSSESSION AVG.	29:00	31:00
TOTAL NET YARDS	5137	5292
Avg. Per Game	321.1	330.8
Total Plays	1009	969
Avg. Per Play	5.1	5.5

NET YARDS RUSHING	1686	2133
Avg. Per Game	105.4	133.3
Total Rushes	406	482

NET YARDS PASSING	3451	3159
Avg. Per Game	215.7	197.4
Sacked/Yards Lost	46/271	34/219
Gross Yards	3722	3378
Att./Completions	557/327	453/284
Completion Pct.	58.7	62.7
Had Intercepted	20	11

PUNTS/AVERAGE	80/40.8	66/43.0
---------------	---------	---------

NET PUNTING AVG.	33.8	36.2
------------------	------	------

PENALTIES/YARDS	123/954	93/835
-----------------	---------	--------

FUMBLES/BALL LOST	26/13	26/8
-------------------	-------	------

TOUCHDOWNS	31	48
Rushing	9	20
Passing	18	23
Returns	4	5

SCORE BY PERIOD	Q1	Q2	Q3	Q4	OT/Pts	
BILLS	33	89	56	87	0	265
OPPONENTS	91	115	83	128	3	420

PASSING	Att	Cmp	Yds	Cmp%	Yds/Att	TD	TD%	Int	Int%	Long	Sack/Lost	Rating
Van Pelt	307	178	2056	58.0	6.70	12	3.9	11	3.6	80t	14/73	76.4
Johnson	216	134	1465	62.0	6.78	5	2.3	7	3.2	61t	31/196	76.3
T. Brown	33	15	201	45.5	6.09	1	3.0	2	6.1	34	1/2	50.2
Moorman	1	0	0	0.0	0.00	0	0.0	0	0.0	0	0/0	39.6
BILLS	557	327	3722	58.7	6.68	18	3.2	20	3.6	80t	46/271	74.7
OPPONENTS	453	284	3378	62.7	7.46	23	5.1	11	2.4	63t	34/219	92.2

WON 8, LOST 8

Date	W/L	Score	Opponent	Attendance
9/8	L	31-37	(OT) NY Jets	72,751
9/15	W	45-39	(OT) at Minnesota	64,047
9/22	L	23-28	at Denver	75,359
9/29	W	33-27	(OT) Chicago	72,780
10/6	L	31-49	Oakland	73,038
10/13	W	31-24	at Houston	70,120
10/20	W	23-10	at Miami	73,180
10/27	W	24-17	Detroit	72,710
11/3	L	7-38	New England	73,448
11/17	L	16-17	at Kansas City	77,951
11/24	L	13-31	at NY Jets	78,745
12/1	W	38-21	Miami	73,287
12/8	L	17-27	at New England	68,436
12/15	W	20-13	San Diego	61,838
12/22	L	0-10	at Green Bay	64,106
12/29	W	27-9	Cincinnati	47,850

SCORING

	TD	Ru	Pa	Rt	K-PAT	FG	S	PTS
Hollis	0	0	0	0	40/40	25/33	0	115
Henry	14	13	1	0	-	-	0	84
Moulds	10	0	10	0	-	-	0	60
P. Price	9	0	9	0	-	-	0	54
Bledsoe	2	2	0	0	-	-	0	12
Centers	2	2	0	0	-	-	0	12
Moore	2	0	2	0	-	-	0	12
Reed	2	0	2	0	-	-	0	12
Clements	1	0	0	1	-	-	0	6
Edwards	1	0	0	1	-	-	0	6
Rogers	1	0	0	1	-	-	0	6
BILLS	44	17	24	3	40/40	25/33	0	379
OPP	49	20	24	5	44/46	19/26	0	397

2-Pt Conversions:

BILLS 0-2, OPP 1-2

SACKS: Schobel 8.5, Ahanotu 5.0, Fletcher 3.0, Newman 3.0, Wire 3.0, Edwards 2.5

Priloau 1.0, P. Williams 0.5,

BILLS : 31.0

OPPONENTS : 54.0

TOTAL FIRST DOWNS

	BUF	OPP
TOTAL FIRST DOWNS	355	303
Rushing	90	107
Passing	218	160
Penalty	47	36
3rd Down: Made/Att	90/212	76/207
3rd Down Pct.	42.5	36.7
4th Down: Made/Att	7/12	10/23
4th Down Pct.	58.3	43.5

POSSESSION AVG.

30:56 29:04

TOTAL NET YARDS

	BUF	OPP
TOTAL NET YARDS	5591	5189
Avg. Per Game	349.4	324.3
Total Plays	1054	999
Avg. Per Play	5.3	5.2

NET YARDS RUSHING

	BUF	OPP
NET YARDS RUSHING	1596	2122
Avg. Per Game	99.8	132.6
Total Rushes	388	473

NET YARDS PASSING

	BUF	OPP
NET YARDS PASSING	3995	3067
Avg. Per Game	249.7	191.7
Sacked/Yards Lost	54/369	31/212
Gross Yards	4364	3279
Att./Completions	612/377	495/281
Completion Pct.	61.6	56.8
Had Intercepted	15	10

PUNTS/AVERAGE

67/42.4 71/39.9

NET PUNTING AVG.

36.0 35.2

PENALTIES/YARDS

112/103 1117/1053

FUMBLES/BALL LOST

29/16 20/9

TOUCHDOWNS

	BUF	OPP
TOUCHDOWNS	44	49
Rushing	17	20
Passing	24	24
Returns	3	5

SCORE BY PERIOD

	Q1	Q2	Q3	Q4	OT	PTS
SCORE BY PERIOD	Q1	Q2	Q3	Q4	OT	PTS
BILLS	48	141	97	81	12	379
OPPONENTS	85	129	61	116	6	397

PUNTING

	No	Yds	Avg	Net	TB	IN	Lg	B
PUNTING	No	Yds	Avg	Net	TB	IN	Lg	B
Moorman	66	2844	43.1	36.0	7	18	84	1
BILLS	67	2844	42.4	36.0	7	18	84	1
OPP	71	2834	39.9	35.2	9	15	70	0

PUNT RETURNS

	Ret	FC	Yds	Avg	Long	TD
PUNT RETURNS	Ret	FC	Yds	Avg	Long	TD
Rogers	26	11	137	5.3	16	0
Clements	4	0	20	5.0	11	0
BILLS	30	11	157	5.2	16	0
OPPONENTS	29	13	294	10.1	61	0

KICKOFF RETURNS

	No.	Yds	Avg	Long	TD
KICKOFF RETURNS	No.	Yds	Avg	Long	TD
Rogers	64	1280	20.0	90t	1
Crosby	3	45	15.0	18	0
Bryson	1	18	18.0	18	0
Burns	1	35	35.0	35	0
Driver	1	27	27.0	27	0
Morris	1	0	0.0	0	0
Clements	0	0	0.0	0	0
BILLS	71	1405	19.8	90t	1
OPPONENTS	76	1634	21.5	98t	2

FIELD GOALS

	1-19	20-29	30-39	40-49	50+
FIELD GOALS	1-19	20-29	30-39	40-49	50+
Hollis	0-0	7-8	8-10	7-10	3-5
BILLS	0-0	7-8	8-10	7-10	3-5
OPPONENTS	1-1	5-5	7-7	5-12	1-1

Hollis: (52G,50N)(52G,20G,20G,54G,44N)
 (38G)(48G,49G,39B)(30G)(33G(46G, 26G,
 44G)(33G)(50N,25N,45N)(23G,33G,27G)
 (43G,40G)(39G,46N)(26G)(42G,36G)(33N)
 (32G,25G)
OPPONENTS: (34G,45G,48N,33G)(29G,22G,
 44N)(49N)(46G,24G)(126G)(42G)(35G)(46G)
 (38G,45N)(23G,45N)(139G,46G,43N)(39G,
 44N,53G)(33G)(19G)

USUAL STARTERS

OFFENSE

WR	80	Eric Moulds
LT	75	Jonas Jennings
LG	79	Ruben Brown
C	70	Trey Teague
RG	71	Marques Sullivan
RT	75	Mike Williams
TE	85	Jay Riemersma
WR	81	Peerless Price
FB	37	Larry Centers (7)
	41	Phil Crosby
RB	20	Travis Henry
QB	11	Drew Bledsoe

DEFENSE

LE	72	Chidi Ahanotu
LT	98	Ron Edwards
RT	93	Pat Williams
RE	94	Aaron Schobel
SLB	53	Keith Newman
MLB	58	London Fletcher
WLB	55	Eddie Robinson
LCB	26	Antoine Winfield
RCB	22	Nate Clements
FS	22	Pierson Priloau
SS	27	Coy Wire

PASSING	Att	Cmp	Yds	Cmp%	Yds/Att	TD	TD%	Int	Int%	Long	Sack/Lost	Rating
Bledsoe	610	375	4359	61.5	7.15	24	3.9	15	2.5	73t	54/369	86.0
Van Pelt	2	2	5	100.0	2.50	0	0.0	0	0.0	4	0/0	79.2
BILLS	612	377	4364	61.6	7.13	24	3.9	15	2.5	73t	54/369	86.0
OPPONENTS	495	281	3279	56.8	6.62	24	4.8	10	2.0	81	31/212	84.7

HISTORY

WON 6, LOST 10

Date	W/L	Score	Opponent	Attendance
9/7	W	31-0	New England	73,262
9/14	W	38-17	at Jacksonville	58,613
9/21	L	7-17	at Miami	73,458
9/28	L	13-23	Philadelphia	73,305
10/5	W	22-16	(OT) Cincinnati	72,615
10/12	L	3-30	at NY Jets	77,740
10/19	W	24-7	Washington	73,149
10/26	L	5-38	at Kansas City	78,689
11/9	L	6-10	at Dallas	63,770
11/16	L	10-12	Houston	72,677
11/23	L	14-17	Indianapolis	73,004
11/30	W	24-7	at NY Giants	78,481
12/7	W	17-6	NY Jets	72,791
12/14	L	26-28	at Tennessee	68,809
12/21	L	3-20	Miami	73,319
12/27	L	0-31	at New England	68,436

	BUF	OPP
TOTAL FIRST DOWNS	268	270
Rushing	96	92
Passing	150	153
Penalty	22	25
3rd Down: Made/Att	67/212	86/225
3rd Down Pct.	31.6	38.2
4th Down: Made/Att	13/25	7/13
4th Down: Pct.	52.0	53.8

POSSESSION AVG. 29:40 30:20

	BUF	OPP
TOTAL NET YARDS	4348	4313
Avg. Per Game	271.8	269.6
Total Plays	980	1010
Avg. Per Play	4.4	4.3

	BUF	OPP
NET YARDS RUSHING	1664	1606
Avg. Per Game	104.0	100.4
Total Rushes	427	464

	BUF	OPP
NET YARDS PASSING	2684	2707
Avg. Per Game	167.8	169.2
Sacked/Yards Lost	51/385	38/231
Gross Yards	3069	2938
Att./Completions	502/293	508/285
Completion Pct.	58.4	56.1
Had Intercepted	17	10

PUNTS/AVERAGE 85/44.6 93/38.2

NET PUNTING AVG. 37.1 34.2

PENALTIES/YARDS 106/891 110/996

FUMBLES/BALL LOST 36/17 22/8

	BUF	OPP
TOUCHDOWNS	27	30
Rushing	13	11
Passing	11	18
Returns	3	1

	Q1	Q2	Q3	Q4	OT	PTS
BILLS	34	81	58	64	6	243
OPPONENTS	54	93	51	78	0	279

SCORING	TD	Ru	Pa	Rt	K-PAT	FG	S	PTS
Hollis	0	0	0	0	24/24	17/24	0	75
Henry	11	10	1	0	0/0	0/0	0	66
Shaw	4	0	4	0	0/0	0/0	0	24
Bledsoe	2	2	0	0	0/0	0/0	0	12
Moore	2	0	2	0	0/0	0/0	0	12
Reed	2	0	2	0	0/0	0/0	0	12
Adams	1	0	0	1	0/0	0/0	0	6
Campbell	1	0	1	0	0/0	0/0	0	6
Clements	1	0	0	1	0/0	0/0	0	6
Morris	1	0	0	0	0/0	0/0	0	6
Moulds	1	0	1	0	0/0	0/0	0	6
P. Williams	1	0	0	1	0/0	0/0	0	6
Prioleau	0	0	0	0	0/0	0/0	1	2
Team	0	0	0	0	0/0	0/0	2	4
BILLS	27	13	11	3	24/24	17/24	3	243
OPPONENTS	30	11	18	12	6/26	23/31	279	

*2-pt Conversions: **BILLS** 0-2, **OPP** 2-4

SACKS: Schobel 11.5, Posey 5.5, Adams 5.0, Denney 3.5, Milloy 3.0, Fletcher 2.0, Spikes 2.0, McGee 1.0, Winfield 1.0, Wire 1.0, OPPONENTS: 51.0

RUSHING	No.	Yds	Avg	Long	TD
Henry	331	1356	4.1	64	10
Burns	39	113	2.9	12	0
Morris	19	70	3.7	12	1
Reed	3	38	12.7	16	0
Bledsoe	24	29	1.2	11	2
Moorman	1	21	21.0	21	0
A. Brown	1	17	17.0	17	0
Neufeld	1	14	14.0	14	0
T. Brown	1	5	5.0	5	0
Simonton	2	4	2.0	2	0
Gash	1	3	3.0	3	0
Van Pelt	4	-6	-1.5	-1	0
BILLS	427	1664	3.9	64	13
OPPONENTS	464	1606	3.5	62	11

RECEIVING	No.	Yds	Avg	Long	TD
Moulds	64	780	12.2	49	1
Reed	58	588	10.1	26	2
Shaw	56	732	13.1	54	4
Campbell	34	339	10.0	31	1
Henry	28	158	5.6	18	1
Morris	14	100	7.1	24	0
Gash	11	83	7.5	18	0
Coleman	8	69	8.6	12	0
Moore	7	82	11.7	28	2
Burns	7	62	8.9	14	0
Neufeld	3	41	13.7	25	0
Aiken	3	35	11.7	19	0
BILLS	293	3069	10.5	54	11
OPPONENTS	285	2938	10.3	77	18

INTERCEPTIONS	No.	Yds	Avg	Long	TD
Clements	3	54	18.0	54	1
McGee	2	5	2.5	3	0
Spikes	2	1	0.5	1	0
Adams	1	37	37.0	37	1
Winfield	1	11	11.0	11	0
Schobel	1	6	6.0	6	0
BILLS	10	114	11.4	54	2
OPPONENTS	17	186	10.9	74	1

PUNTING	No.	Yds	Avg	Net	TB	In	Lg	B
Moorman	85	3788	44.6	37.1	3	20	71	0
BILLS	85	3788	44.6	37.1	3	20	71	0
OPPONENTS	93	3553	38.2	34.2	6	24	53	1

PUNT RETURNS	Ret	FC	Yds	Avg	Long	TD
A. Brown	25	10	111	4.4	18	0
Clements	14	11	137	9.8	35	0
Prioleau	1	0	0	0.0	0	0
Winfield	1	0	0	0.0	0	0
Reed	0	0	0	—	—	0
BILLS	41	21	248	6.0	35	0
OPPONENTS	52	8	577	11.1	48	0

KICKOFF RETURNS	No.	Yds	Avg	Long	TD
A. Brown	48	1046	21.8	75	0
McGee	8	160	20.0	26	0
Morris	6	146	24.3	52	0
Burns	1	17	17.0	17	0
BILLS	63	1369	21.7	75	0
OPPONENTS	55	1080	19.6	35	0

FIELD GOALS	1-19	20-29	30-39	40-49	50+
Lindell	0-0	11-12	3-3	3-7	0-2
BILLS	0-0	11-12	3-3	3-7	0-2
OPPONENTS	0-0	8-9	9-9	5-8	1-5
Lindell: (44G)(27G)((51N)(27G,38G,29G)(44G)(20G)(49N,20G)(41G,29G)(29N,44N,23G,20G)(48N)(26G,50N)(32G)(27G,32G)(23G)(40N)					
OPP: ((48N,44G)(51N,26G,44N)(26G,34G,22G)(39G,37G,54N,30G)(27G,33G,50N,43G)((49G)(51G)(41G,34G)(24G)((38G,50N,40G)(29G,39G,41N)(28G,30G)(24N,24G)					

USUAL STARTERS	OFFENSE	DEFENSE
WR	80	Eric Moulds
LT	75	Jonas Jennings
LG	79	Ruben Brown
C	70	Trey Teague
RG	61	Mike Pucillo
RT	68	Mike Williams
TE	84	Mark Campbell
WR	82	Josh Reed
RB	20	Travis Henry
FB	33	Sam Gash
QB	11	Drew Bledsoe

DEFENSE	WR	LT	RT	RE	SLB	MLB	WLB	LCB	RCB	FS	SS
LE	92	Ryan Denney									
LT	95	Sam Adams									
RT	93	Pat Williams									
RE	94	Aaron Schobel									
SLB	96	Jeff Posey									
MLB	59	London Fletcher									
WLB	51	Takeo Spikes									
LCB	26	Antoine Winfield									
RCB	22	Nate Clements									
FS	43	Izell Reese (9)									
	23	Pierson Prioleau (6)									
SS	36	Lawyer Milloy									

PASSING	Att	Cmp	Yds	Cmp%	Yds/Att	TD	TD%	Int	Int%	Long	Sack/Lost	Rating
Bledsoe	471	274	2860	58.2	6.07	11	2.3	12	2.5	54	49/371	73.0
T. Brown	18	14	160	77.8	8.89	0	0.0	1	5.6	28	1/7	80.6
Van Pelt	12	5	49	41.7	4.08	0	0.0	3	25.0	14	1/7	14.2
Henry	1	0	0	0.0	0.0	0	0.0	1	100.0	0	0/0	0.0
BILLS	502	293	3069	58.4	6.11	11	2.2	17	3.4	54	51/385	69.4
OPPONENTS	508	285	2938	56.1	5.78	18	3.5	10	2.0	77	38/231	76.5

2004 SEASON STATISTICS | 3rd AFC East | Coach Mike Mularkey

WON 9, LOST 7

Date	W/L	Score	Opponent	Attendance
09/12	L	10-13	Jacksonville	72,389
09/19	L	10-13	at Oakland	53,610
10/03	L	17-31	New England	72,698
10/10	L	14-16	at NY Jets	77,976
10/17	W	20-13	Miami	72,714
10/24	L	6-20	at Baltimore	69,809
10/31	W	38-14	Arizona	65,887
11/07	W	22-17	NY Jets	72,574
11/14	L	6-29	at New England	68,756
11/21	W	37-17	St. Louis	72,393
11/28	W	38-9	at Seattle	66,271
12/05	W	42-32	at Miami	73,084
12/12	W	37-7	Cleveland	72,330
12/19	W	33-17	at Cincinnati	65,378
12/26	W	41-7	at San Francisco	63,248
01/02	L	24-29	Pittsburgh	73,414

	BUF	OPP
TOTAL FIRST DOWNS	271	258
Rushing	102	79
Passing	149	150
Penalty	20	29
3rd Down: Made/Att	77/215	77/214
3rd Down Pct.	35.8	36.0
4th Down: Made/Att	10/21	11/15
4th Down Pct.	47.6	73.3

	30:21	29:39
POSSESSION AVG.		

	4691	4228
TOTAL NET YARDS		
Avg. Per Game	293.2	264.3
Total Plays	982	978
Avg. Per Play	4.8	4.3

	1874	1604
NET YARDS RUSHING		
Avg. Per Game	117.1	100.3
Total Rushes	483	447

	2817	2624
NET YARDS PASSING		
Avg. Per Game	176.1	164.0
Sacked/Yards Lost	38/215	45/319
Gross Yards	3032	2943
Att./Completions	461/262	486/261
Completion Pct.	56.8	53.7
Had Intercepted	17	24

	78/43.1	79/40.7
PUNTS/AVERAGE		

	78/36.5	79/33.0
NET PUNTING AVG.		

	121/1047	120/865
PENALTIES/YARDS		

	26/12	31/15
FUMBLES/BALL LOST		

	46	29
TOUCHDOWNS		
Rushing	15	6
Passing	21	20
Returns	10	3

	Q1	Q2	Q3	Q4	OT	PTS
SCORE BY PERIOD						
BILLS	89	101	80	125	0	395
OPPONENTS	78	100	12	97	0	284

	TD	Ru	Pa	Rt	K-PAT	FG	S	PTS
SCORING								
Lindell	0	0	0	0	45/45	24/28	0	117
McGahee	13	13	0	0	-	-	0	78
Evans	9	0	9	0	-	-	0	54

	Att	Cmp	Yds	Cmp%	Yds/Att	TD	TD%	Int	Int%	Long	Sack/Lost	Rating
Bledsoe	450	256	2932	56.9	6.52	20	4.4	16	3.6	69t	37/215	76.6
Losman	5	3	32	60.0	6.40	0.0	0	1	20.0	17	1/0	39.2
Matthews	3	2	44	66.7	14.67	1	33.3	0	0.0	33t	0/0	149.3
Moorman	3	1	24	33.3	8.00	0	0.0	0	0.0	24	0/0	63.2
BILLS	461	262	3032	56.8	6.58	21	4.6	17	3.7	69t	38/215	76.7
OPPONENTS	486	261	2943	53.7	6.06	20	4.1	24	4.9	51t	45/319	65.2

Campbell	5	0	5	0	-	-	0	30
Moulds	5	0	5	0	-	-	0	30
McGee	3	0	0	3	-	-	0	18
Clements	2	0	0	2	-	-	0	12
Euhus	2	0	2	0	-	-	0	12
Spikes	2	0	0	2	-	-	0	12
S. Williams	2	0	0	0	-	-	0	12
P. Williams	1	0	0	1	-	-	1	8
Peters	1	0	0	1	-	-	0	6
J. Smith	1	0	0	1	-	-	0	6
BILLS	46	15	21	10	45/45	24/28	1	395
OPP	29	6	20	3	27/27	27/32	0	284

2-Pt. Conversions: BILLS 0-1, O PONENTS 1-2

SACKS: Schobel 8.0, Adams 5.0, Kelsay 4.5, Edwards 4.0, Milloy 4.0, Fletcher 3.5, Denney 3.0, Spikes 3.0, P. Williams 2.5, McGee 2.0, Greer 1.0, Posey 1.0, Thomas 1.0, Vincent 1.0, Wire 1.0, Clements 0.5

BILLS: 45. 0

OPPONENTS: 38. 0

	No.	Yds	Avg	Long	TD
RUSHING					
McGahee	284	1128	4.0	41	13
Henry	94	326	3.5	19	0
S. Williams	42	167	4.0	27t	2
Evans	5	85	17.0	48	0
Burns	20	73	3.7	21	0
Bledsoe	22	37	1.7	17	0
Moorman	2	23	11.5	34	0
Losman	2	15	7.5	10	0
J. Smith	2	11	5.5	8	0
Brown LG	1	2	2.0	2	0
Reed	2	-1	-5	6	0
Matthews	2	-3	-1.5	-1	0
Greer	1	-6	-6.0	-6	0
BILLS	483	1874	3.9	48	15
OPP	447	1604	3.6	58	6

	No.	Yds	Avg	Long	TD
RECEIVING					
Moulds	88	1043	11.9	49	5
Evans	48	843	17.6	69t	9
McGahee	22	169	7.7	16	0
Campbell	12	203	11.9	27	5
Shelton	17	114	6.7	24	0
Reed	16	153	9.6	20	0
Aiken	11	148	13.5	54	0
Euhus	11	98	8.9	17	2
Henry	10	45	4.5	10	0
Neufeld	6	61	10.2	29	0
Shaw TM	5	59	11.8	20	0
Trafford	3	25	8.3	10	0
J. Smith	3	21	7.0	11	0
S. Williams	3	19	6.3	10	0
Thomas	1	24	24.0	24	0
Burns	1	7	7.0	7	0
BUF	262	3032	11.6	69t	21
OPP	261	2943	11.3	51t	20

	No.	Yds	Avg	Long	TD
INTERCEPTIONS					
Clements	6	77	12.8	35	1
Spikes	5	122	24.4	62t	2
McGee	3	21	7.0	21	0
Milloy	2	20	10.0	11	0
Reese	1	33	33.0	33	0
Baker	1	26	26.0	26	0
P. Williams	1	20	20.0	20t	1
Vincent	1	8	8.0	8	0
Kelsay	1	3	3.0	3	0
Posey	1	3	3.0	3	0

Adams	1	0	0.0	0	0
Stamer	1	0	0.0	0	0
BILLS	24	333	13.9	62t	4
OPPONENTS	17	357	21.0	94	1

	PUNTING No.	Yds	Avg	Net	TB	In	Lg	B
Moorman	77	3325	43.2	36.8	9	17	80	0
Lindell	1	37	37.0	17.0	1	0	37	0
BILLS	78	3362	43.1	36.5	10	17	80	0
OPPONENTS	79	3218	40.7	33.0	6	18	69	1

	PUNT RETURNS	Ret	FC	Yds	Avg	Long	TD
Clements	35	10	327	9.3	86t	1	0
J. Smith	9	0	157	17.4	70t	1	0
Reed	1	0	7	7.0	7	0	0
S. Williams	1	0	0	0.0	0	0	0
BILLS	46	10	491	10.7	86t	2	0
OPPONENTS	37	63	15	8.5	34	0	0

	KICKOFF RETURNS	No.	Yds	Avg	Lg	TD
McGee	52	1370	26.3	104t	3	0
Fletcher	4	86	21.5	23	0	0
Shelton	2	25	12.5	15	0	0
Clements	1	14	14.0	14	0	0
Kelsay	1	14	14.0	14	0	0
Moulds	1	2	2.0	2	0	0
Neufeld	1	3	3.0	3	0	0
J. Smith	1	28	28.0	28	0	0
BILLS	63	1542	24.5	104t	3	0
OPPONENTS	77	1406	18.3	65	0	0

	FIELD GOALS	1-19	20-29	30-39	40-49	50+
Lindell	0-0	13-14	10-11	1-3	0-0	0
BILLS	0-0	13-14	10-11	1-3	0-0	0
OPPONENTS	2-2	11-12	8-9	6-7	0-2	0

Lindell: (42N,25G)(32G)(33G)(43N,43G, 20G)(24G,21G)(25G)(20G,30G)(1)21G, 35G,33G)(25G)(38N)(23G,21G,37G)(23G, 39G,21G,33G)(23G,31G)(37G,28N)

OPPONENTS: (25G,27G)(21G,33G) (42G) (29N,37G,36G, 38G)(47G,28G) (24G, 50N,19G)(64N)(36N,41G)(27G, 24G,20G,45G,37G)(41G)(19G)(47G)(45N) (24G)(1)22G,21G,31G,37G,33G)

	USUAL STARTERS	WR	LT	LG	TC	RT	RG	RE	RB	TE	WR	WR	RB	FB	QB
Eric Moulds	80														
Jonas Jennings	75														
Lawrence Smith	72														
Trey Teague	70														
Chris Villarrial	58														
Mike Williams	68														
Mark Campbell	84														
Lee Evans	83														
Willis McGahee	21														
Damion Shelton	31														
Drew Bledsoe	11														

	DEFENSE	LE	LT	RT	RE	SLB	MLB	WLB	LCB	RCB	FS	43	23	23	SS
Chris Kelsay	90														
Sam Adams	95														
Pat Williams	93														
Aaron Schobel	94														
Jeff Posey	96														
London Fletcher	59														
Takeo Spik es	51														
Terrence McGee	24														
Nate Clements	22														
Izell Reese (9)	43														
Pierson Proieaux (6)	23														
Lawyer Milloy	36														

HISTORY

2005 SEASON STATISTICS | 3rd AFC East | Coach Mike Mularkey

WON 5, LOST 11

Date	W/L	Score	Opponent	Attendance
09/11	W	22-7	Houston	71,781
09/18	L	3-19	at Tampa Bay	64,777
09/25	L	16-24	Atlanta	72,032
10/02	L	7-19	at New Orleans	58,688
10/09	W	20-14	Miami	72,160
10/16	W	27-17	New York Jets	72,045
10/23	L	17-38	at Oakland	42,779
10/30	L	16-21	at New England	68,756
11/13	W	14-3	Kansas City	72,093
11/20	L	10-48	at San Diego	65,602
11/27	L	9-13	Carolina	71,440
12/04	L	23-24	at Miami	72,051
12/11	L	7-35	New England	71,810
12/17	L	17-28	Denver	71,887
12/24	W	37-27	at Cincinnati	65,485
01/01	L	26-30	at New York Jets	76,822

	BUF	OPP
TOTAL FIRST DOWNS	259	243
Rushing	96	146
Passing	129	169
Penalty	34	28
3rd Down: Made/Att	74/201	93/200
3rd Down Pct.	36.8	46.5
4th Down: Made/Att	6/16	7/12
4th Down Pct.	37.5	58.3

POSSESSION AVG. 29:04 30:56

	BUF	OPP
TOTAL NET YARDS	4122	5496
Avg. Per Game	257.6	343.5
Total Plays	930	1030
Avg. Per Play	4.4	5.3

NET YARDS RUSHING 1607 2205

Avg. Per Game	100.4	137.8
Total Rushes	428	489

NET YARDS PASSING 2515 3291

Avg. Per Game	157.2	205.7
Sacked/Yards Lost	43/337	38/269
Gross Yards	2852	3560
Att./Completions	459/269	503/314
Completion Pct.	58.6	62.4
Had Intercepted	16	17

PUNTS/AVERAGE 71/45.7 62/40.2

NET PUNTING AVG. 71/39.1 62/34.4

PENALTIES/YARDS 120/897 124/904

FUMBLES/BALL LOST 26/10 24/13

TOUCHDOWNS 26 44

Rushing	6	22
Passing	18	19
Returns	2	3

SCORE BY PERIOD Q1 Q2 Q3 Q4 OT PTS

BILLS	80	86	46	59	0	271
OPPONENTS	34	135	75	123	0	367

SCORING TD Ru Pa Rt K-PAT FG S PTS

Lindell	0	0	0	0	26/26	29/35	0	113
Evans	7	0	7	0	0	0	0	42
McGahee	5	5	0	0	0	0	0	30
Moulds	4	0	4	0	0	0	0	24
McGee	2	0	0	2	0	0	0	12
Reed	2	0	2	0	0	0	0	12
Burns	1	0	1	0	0	0	0	6
Holcomb	1	1	0	0	0	0	0	6
Parrish	1	0	1	0	0	0	0	6
Peters	1	0	1	0	0	0	0	6
Shelton	1	0	1	0	0	0	0	6
J. Smith	1	0	1	0	0	0	0	6
Fletcher	0	0	0	0	0	0	1	2
BILLS	26	6	18	2	26/26	29/35	1	271
OPP	44	22	19	3	44/44	19/25	1	367

*2-Pt Conversions: BILLS 0-0, OPP 0-0

SACKS: Schobel 12, Denney 4, Fletcher 4,

Adams 3, Crowell 3, Posey 3, Kelsay 2.5, Bannan 1.5, T. Anderson 1, R. Baker 1, Greer 1, Milloy 1, Spikes 1
BILLS: 38.0
OPPONENTS: 45.0

RUSHING No. Yds Avg Long TD

McGahee	325	1247	3.8	27	5
S. Williams	45	161	3.6	28	0
Losman	31	154	5.0	30	0
Evans	4	38	9.5	39	0
Holcomb	18	11	0.6	8	1
J. Smith	1	1	1.0	1	0
Shelton	1	0	0.0	0	0
Parrish	2	-2	-1.0	4	0
Reed	1	-3	-3.0	-3	0
BILLS	428	1607	3.8	39	6
OPP	489	2205	4.5	59	22

RECEIVING No. Yds Avg Long TD

Moulds	81	816	10.1	55t	4
Evans	48	743	15.5	65	7
Reed	32	449	14.0	51t	2
McGahee	28	178	6.4	19	0
Campbell	19	139	7.3	27	0
S. Williams	17	118	6.9	23	0
Parrish	15	148	9.9	28	1
Shelton	13	98	7.5	21	1
J. Smith	5	56	11.2	19	1
Aiken	4	57	14.3	22	0
Euhus	3	17	5.7	9	0
Peters	2	5	2.5	4	1
Burns	1	19	19.0	19t	1
Neufeld	1	9	9.0	9	0
BILLS	269	2852	10.6	65	18
OPP	314	3560	11.3	57	19

INTERCEPTIONS No. Yds Avg Long TD

McGee	4	97	24.3	46t	1
Vincent	4	78	19.5	42	0
Crowell	2	3	1.5	2	0
Clements	2	0	0.0	0	0
Fletcher	1	20	20.0	20	0
R. Baker	1	18	18.0	18	0
Kelsay	1	17	17.0	17	0
Milloy	1	0	0.0	0	0
Schobel	1	0	0.0	0	0
BILLS	17	233	13.7	46t	1
OPP	16	209	13.1	42	2

PUNTING No. Yds Avg Net TB In Lg B

Moorman	71	3242	45.7	39.1	9	22	68	0
BILLS	71	3242	45.7	39.1	9	22	68	0
OPP	62	2492	40.2	34.4	4	22	61	0

PUNT RETURNS Ret FC Yds Avg Long TD

Parrish	14	9	186	13.3	43	0
Clements	8	3	52	6.5	13	0
J. Smith	6	5	41	6.8	17	0
BILLS	28	17	279	10.0	43	0
OPP	42	10	285	6.8	29	0

KICKOFF RETURNS No Yds Avg Lg TD

McGee	46	1391	30.2	99t	1
Parrish	10	261	26.1	45	0
J. Smith	5	124	24.8	44	0
Reed	4	69	17.3	24	0
Burns	3	46	15.3	19	0
Neufeld	3	39	13.0	23	0
Shelton	2	26	13.0	16	0
Euhus	1	0	0.0	0	0
Leonhard	1	36	36.0	36	0
BILLS	75	1992	26.6	99t	1
OPP	64	1308	20.4	95t	1

FIELD GOALS 1-19 20-29 30-39 40-49 50+

Lindell	0/0	8/9	11/13	7/10	3/3
BILLS	0/0	8/9	11/13	7/10	3/3
OPP	0/0	10/10	5/6	4/9	0/0

Lindell:

(35G,21G,42G,39G,31G)(40G)(36G,41G,30G)(45N)(24G,47G)(50G,38G)(41G)(46G,23G,35G,(21G,24G,48N,22G)(21G,24G,52G,36G)

OPPONENTS:

((40G)(27G)(23G,40G,32N,20G,37G)((44G)(25G)(44N)(35G,44N,43N)(28G,38G)(25G,45N,25G)(23G)((31G,27G)(49G,43N,25G,34G)

USUAL STARTERS

OFFENSE		
QB	10	Kelly Holcomb
RB	21	Willis McGahee
FB	31	Daimon Shelton
WR	80	Eric Moulds
WR	83	Lee Evans
TE	84	Mark Campbell
LT	69	Mike Gandy
LG	66	Bennie Anderson
C	70	Trey Teague
RG	58	Chris Villarrial
RT	71	Jason Peters

DEFENSE

DE	90	Chris Kelsay
DT	95	Sam Adams
DT	77	Tim Anderson
DE	94	Aaron Schobel
LB	96	Jeff Posey
LB	59	London Fletcher
LB	51	Takeo Spikes
CB	24	Terrence McGee
CB	22	Nate Clements
FS	23	Troy Vincent
SS	36	Lawyer Milloy

PASSING	Att	Cmp	Yds	Cmp%	Yds/Att	TD	TD%	Int	Int%	Long	Sack/Lost	Rating
Holcomb	230	155	1509	67.4	6.56	10	4.3	8	3.5	65	17/140	85.6
Losman	228	113	1340	49.6	5.88	8	3.5	8	3.5	58	26/197	64.9
Parrish	1	1	3	100.0	3.00	0	0.0	0	0.0	3	0/0	79.2
BILLS	459	269	2852	58.6	6.21	18	3.9	16	3.5	65	43/337	75.4
OPP	503	314	3560	62.4	7.08	19	3.8	17	3.4	57	38/269	82.1

WON 7, LOST 9

Date	W/L	Score	Opponent	Attendance
09/10	L	17-19	at New England	68,756
09/17	W	16-6	at Miami	72,797
09/24	L	20-28	New York Jets	72,067
10/01	W	17-12	Minnesota	71,972
10/08	L	7-40	at Chicago	62,206
10/15	L	17-20	at Detroit	60,704
10/22	L	6-28	New England	72,180
11/05	W	24-10	Green Bay	72,205
11/12	L	16-17	at Indianapolis	57,306
11/19	W	24-21	at Houston	70,125
11/26	W	27-24	Jacksonville	63,608
12/03	L	21-24	San Diego	63,361
12/10	W	31-13	at New York Jets	77,131
12/17	W	21-0	Miami	71,011
12/24	L	29-30	Tennessee	54,765
12/31	L	7-19	at Baltimore	70,913

TOTAL FIRST DOWNS

	BUF	OPP
Rushing	82	117
Passing	132	168
Penalty	20	13
3rd Down: Made/Att	63/199	79/216
3rd Down Pct.	31.7	36.6
4th Down: Made/Att	5/11	11/17
4th Down Pct.	45.5	64.7

POSSESSION AVG. 28:04 31:56

TOTAL NET YARDS

	BUF	OPP
Avg. Per Game	266.9	329.6
Total Plays	898	1029
Avg. Per Play	4.8	5.1

NET YARDS RUSHING

	BUF	OPP
Avg. Per Game	97.0	140.9
Total Rushes	420	476

NET YARDS PASSING

	BUF	OPP
Avg. Per Game	169.9	188.7
Sacked/Yards Lost	47/332	40/265
Gross Yards	3051	3284
Att./Completions	431/268	513/324
Completion Pct.	62.2	63.2
Had Intercepted	14	13

PUNTS/AVERAGE 92/43.6 86/41.6

NET PUNTING AVG. 39.2 34.8

PENALTIES/YARDS 87/629 90/709

FUMBLES/BALL LOST 28/15 28/11

TOUCHDOWNS

	BUF	OPP
Rushing	9	14
Passing	19	18
Returns	5	3

SCORE BY PERIOD Q1 Q2 Q3 Q4 OT PTS

	Q1	Q2	Q3	Q4	OT	PTS
BILLS	67	84	75	74	0	300
OPPONENTS	74	105	55	77	0	311

SCORING

	TD	Ru	Pa	Rt	K-PAT	FG	S	PTS
Lindell	0	0	0	0	33/33	23/25	0	102
Evans	8	0	8	0	-	-	0	48
McGahee	6	6	0	0	-	-	0	36
Parrish	3	0	2	1	-	-	0	18
Price	3	0	3	0	-	-	0	18
Royal	3	0	3	0	-	-	0	18
Fletcher-Baker	2	0	0	2	-	-	0	12
Reed	2	0	2	0	-	-	0	12
A. Thomas	2	2	0	0	-	-	0	12
Clements	1	0	0	1	-	-	0	6
Losman	1	1	0	0	-	-	0	6
McGee	1	0	0	1	-	-	0	6
Neufeld	1	0	1	0	-	-	0	6
Fletcher	0	0	0	0	-	-	1	2
BILLS	33	9	19	5	33/33	23/25	0	300
OPP	35	14	18	3	33/33	22/26	1	311

*2-Pt Conversions: BILLS 0-0, OPP 0-2

SACKS: Schobel 14, Denney 6, Kelsay 5.5, (group) 4, Triplett 2.5, Crowell 2, Fletcher-Baker 2, Hargrove LG 1.5, Hargrove TM 1, Ellison 1, Simpson 1, Spikes 1
BILLS: 38 OPPONENTS: 45

RUSHING

	No.	Yds	Avg	Long	TD
McGahee	259	990	3.8	57t	6
A. Thomas	107	378	3.5	19	2
Losman	38	140	3.7	15	1
Parrish	2	18	9.0	11	0
Price	5	18	3.6	9	0
Reed	4	13	3.3	15	0
Moorman	2	2	1.0	2	0
S. Williams	2	2	1.0	2	0
Royal	1	-9	-9.0	-9	0
BILLS	420	1552	3.7	57t	9
OPP	476	2254	4.7	52	14

RECEIVING

	No.	Yds	Avg	Long	TD
Evans	82	1292	15.8	83t	8
Price	49	402	8.2	25	3
Reed	34	410	12.1	52	2
Parrish	23	320	13.9	51t	2
Royal	23	233	10.1	33t	3
A. Thomas	22	139	6.3	18	0
McGahee	18	156	8.7	56	0
Shelton	7	35	5.0	14	0
Cieslak	6	46	7.7	13	0
Davis	2	13	6.5	8	0
Neufeld	1	4	4.0	4t	1
Everett	1	1	1.0	1	0
BILLS	268	3051	11.4	83t	19
OPP	324	3284	10.1	62	18

INTERCEPTIONS

	No.	Yds	Avg	Long	TD
Fletcher-Baker	4	30	7.5	17t	1
Clements	3	80	26.7	58t	1
Simpson	2	76	38.0	76	0
Crowell	2	0	0.0	0	0
Whitner	1	10	10.0	10	0
Ellison	1	7	7.0	7	0
BILLS	13	203	15.6	76	2
OPPONENTS	14	198	14.1	44	2

PUNTING

No.	Yds	Avg	Net	TB	In	Lg	B	
Moorman	92	4012	43.6	39.2	7	33	66	0
BILLS	92	4012	43.6	39.2	7	33	66	0
OPP	86	3578	41.6	34.8	8	31	64	1

PUNT RETURNS

Ret	FC	Yds	Avg	Long	TD	
Parrish	32	9	364	11.4	82t	1
Leonhard	7	1	58	8.3	32	0
BILLS	39	10	422	10.8	82t	1
OPPONENTS	36	20	265	7.4	25	0

KICKOFF RETURNS

No.	Yds	Avg	Long	TD	
McGee	52	1355	26.1	88	0
Davis	6	99	16.5	27	0
Haggan	2	4	2.0	5	0
Preston	2	10	5.0	9	0
S. Williams	1	17	17.0	17	0
Leonhard	0	18	---	18	0
BILLS	63	1503	23.9	88	0
OPPONENTS	60	1279	21.3	74	0

FIELD GOALS

1-19	20-29	30-39	40-49	50+	
Lindell	0/0	8/8	5/5	8/10	2/2
BILLS	0/0	8/8	5/5	8/10	2/2
OPPONENTS	0/0	5/5	9/10	8/9	0/2

Lindell:
(53G)|(33G,45G,43G)|(36G,28G)
(44N,28G)|(53G)|(40G,46G)|(28G)
(22G,30G,43G,41N)|(40G)|(21G,42G)|(34G)|(21G,36G,45G,21G,24G)|(

OPPONENTS:
(32G)|(55N)|(37G,49G)|(42G,43G,32G,41G)
(43G,56N,29G)|(49G)|(31G)|(42N,27G)
(42G,36N)|(30G,38G)|(42G,20G,30G)
(26G,37G,39G,29G)

USUAL STARTERS

OFFENSE		
QB	7	JP Losman
RB	21	Willis McGahee
FB	31	Daimon Shelton
WR	83	Lee Evans
WR	81	Peerless Price
TE	84	Robert Royal
LT	71	Jason Peters
LG	69	Mike Gandy
C	67	Melvin Fowler
RG	75	Duke Preston
RT	79	Terrance Pennington

DEFENSE		
DE	90	Chris Kelsay
DT	98	Larry Triplett
DT	95	Kyle Williams
DE	94	Aaron Schobel
LB	51	Takeo Spikes
LB	59	London Fletcher
LB	55	Angelo Crowell
CB	24	Terrence McGee
CB	22	Nate Clements
FS	30	Ko Simpson
SS	20	Donte Whitner

PASSING	Att	Cmp	Yds	Cmp%	Yds/Att	TD	TD%	Int	Int%	Long	Sack/Lost	Rating
Losman	429	268	3051	62.5	7.11	19	4.4	14	3.3	83t	47/332	84.9
Evans	1	0	0	0.0	0.00	0	0.0	0	0.0	0	0/0	39.6
Moorman	1	0	0	0.0	0.00	0	0.0	0	0.0	0	0/0	39.6
BILLS	431	268	3051	62.2	7.08	19	4.4	14	3.2	83t	47/332	84.6
OPP	513	324	3284	63.2	6.40	18	3.5	13	2.5	62	40/265	82.5



WON 7, LOST 9

Date	WL	Score	Opponent	Attendance
09/09	L	14-15	Denver	71,132
09/16	L	3-26	at Pittsburgh	64,307
09/23	L	7-38	at New England	68,756
09/30	W	17-14	New York Jets	70,600
10/08	L	24-25	Dallas	71,575
10/21	W	19-14	Baltimore	70,727
10/28	W	13-3	at New York Jets	76,688
11/04	W	33-21	Cincinnati	70,745
11/11	W	13-10	at Miami	70,615
11/18	L	10-56	New England	71,338
11/25	L	14-36	at Jacksonville	64,546
12/02	W	17-16	at Washington	85,831
12/09	W	38-17	Miami	71,018
12/16	L	0-8	at Cleveland	73,196
12/23	L	21-38	New York Giants	71,302
12/30	L	9-17	at Philadelphia	68,594

	BUF	OPP
TOTAL FIRST DOWNS	248	322
Rushing	91	104
Passing	141	203
Penalty	16	15
3rd Down: Made/Att	65/195	101/224
3rd Down Pct.	33.3	45.1
4th Down: Made/Att	8/18	10/22
4th Down Pct.	44.4	45.5

POSSESSION AVERAGE 28:51 31:10

	BUF	OPP
TOTAL NET YARDS	4434	5807
Avg. Per Game	277.1	362.9
Total Plays	919	1047
Avg. Per Play	4.8	5.5

	BUF	OPP
NET YARDS RUSHING	1800	1993
Avg. Per Game	112.5	124.6
Total Rushes	448	454

	BUF	OPP
NET YARDS PASSING	2634	3814
Avg. Per Game	164.6	238.4
Sacked/Yards Lost	26/208	26/144
Gross Yards	2842	3958
Att./Completions	445/263	567/354
Completion Pct.	59.1	62.4
Had Intercepted	14	18

PUNTS/AVERAGE 81/40.8 61/42.6

NET PUNTING AVERAGE 37.6 31.8

PENALTIES/YARDS 8/633 73/567

FUMBLES/BALL LOST 20/7 29/12

	BUF	OPP
TOUCHDOWNS	25	39
Rushing	8	15
Passing	12	19
Returns	5	5

	Q1	Q2	Q3	Q4	OT	PTS
BILLS	79	41	68	64	0	252
OPPONENTS	63	104	92	95	0	354

	TD	Ru	Pa	Rt	K-PAT	FG	S	PTS
Lindell	0	0	0	0	24/24	24/27	0	96
Lynch	7	7	0	0	1*	-	0	44
L. Evans	5	0	5	0	-	-	0	30
Parrish	3	1	1	1	-	-	0	18
Royal	3	0	3	0	-	-	0	18
Gaines	2	0	2	0	-	-	0	12
Wilson	2	0	0	2	-	-	0	12

Kelsay	1	0	0	1	-	-	1	8
McGee	1	0	0	1	-	-	0	6
A. Thomas	1	0	1	0	-	-	0	6
Crowell	0	0	0	0	-	-	1	2
BILLS	25	8	12	5	24/24	24/27	2	252
OPP	39	15	19	5	37/37	27/30	1	354

*2-Point Conversions: BILLS 1-1, OPPONENTS 0-2

SACKS: Schobel 6.5, Kelsay 2.5, McCargo 2.5, Crowell 2, DiGiorgio 2, K. Williams 2, (group) 2, Hargrove 1.5, R. Denney 1, Ellison 1, Haggan 1, Tripplett 1, Youboty 1
BILLS: 26
OPPONENTS: 26

RUSHING	No	Yds	Avg	Long	TD
Lynch	280	1115	4.0	56t	7
Jackson	58	300	5.2	27	0
Losman	20	110	5.5	17	0
Wright	29	94	3.2	15	0
A. Thomas	36	89	2.5	9	0
Edwards	14	49	3.5	14	0
Parrish	3	19	6.3	24t	1
Moorman	4	14	3.5	10	0
Reed	4	10	2.5	12	0
BILLS	448	1800	4.0	56t	8
OPPONENTS	454	1993	4.4	88t	15

RECEIVING	No	Yds	Avg	Long	TD
L. Evans	55	849	15.4	85t	5
Reed	51	578	11.3	30	0
Parrish	35	352	10.1	47t	1
Royal	25	248	9.9	28t	3
Gaines	25	215	8.6	20	2
Jackson	22	190	8.6	54	0
Lynch	18	184	10.2	30	0
A. Thomas	15	95	6.3	11	1
Price	7	68	9.7	22	0
Schouman	3	19	6.3	10	0
Wright	3	17	5.7	8	0
Neufeld	2	14	7.0	8	0
Aiken	1	10	10.0	10	0
Everett	1	3	3.0	3	0
BILLS	263	2842	10.8	85t	12
OPPONENTS	354	3958	11.2	59t	19

PUNTING	No	Yds	Avg	Net	TB	In	Lg	B
Moorman	81	3302	40.8	37.6	3	30	75	0
BILLS	81	3302	40.8	37.6	3	30	75	0
OPPONENTS	61	2598	42.6	31.8	9	15	62	0

INTERCEPTIONS	No	Yds	Avg	Long	TD
McGee	4	4	1.0	2	0
Leonhard	2	60	30.0	36	0
Wilson	2	25	12.5	25t	1
Greer	2	1	0.5	2	0
DiGiorgio	1	38	38.0	38	0
Whitner	1	29	29.0	29	0
Youboty	1	19	19.0	19	0
K. Thomas	1	8	8.0	8	0
Crowell	1	5	5.0	5	0
Ellison	1	4	4.0	4	0
Kelsay	1	0	0.0	0t	1
Tripplett	1	0	0.0	0	0
BILLS	18	193	10.7	38	2
OPPONENTS	14	291	20.8	70	2

PUNT RETURNS	Ret	FC	Yds	Avg	Long	TD
Parrish	27	2	440	16.3	74t	1
Leonhard	4	2	36	9.0	13	0
BILLS	31	4	476	15.4	74t	1
OPPONENTS	37	16	196	5.3	29	0

KICKOFF RETURNS	No	Yds	Avg	Long	TD	
McGee	45	1082	24.0	103t	1	
Parrish	6	126	21.0	24	0	
Scobey	TM	5	112	22.4	29	0
Jackson	3	46	15.3	19	0	
Neufeld	3	6	2.0	7	0	
Leonhard	2	32	16.0	17	0	
A. Thomas	2	26	13.0	15	0	
Chambers	1	6	6.0	6	0	
Preston	1	12	12.0	12	0	
Wilson	1	0	0.0	0	0	
Wright	1	0	0.0	0	0	
BILLS	70	1448	20.7	103t	1	
OPPONENTS	56	1150	20.5	100t	1	

FIELD GOALS 1-19	20-29	30-39	40-49	50+	Tot	
Lindell	0/0	11/11	7/7	4/6	2/3	24/27
BILLS	0/0	11/11	7/7	4/6	2/3	24/27
OPPONENTS	0/0	10/10	9/10	7/8	1/2	27/29

Lindell: (45N)(24G)(46G)(24G,54N)(29G,26G,35G,41G)(30G,40G)(23G,21G,29G,38G)(34G)(52G)(38G,43G,24G,33G,36G)(51G,46N)(1)(29G,23G,22G)

OPPONENTS: (21G,48G,50N,43N,42G)(34G,28G,39G,31G)(24G)(37N)(47G,29G,37G,53G)(127G)(1)(38G)(46G,33G,22G,23G,20G)(27G,28G,33G)(41G)(35G,49G)(42G)(38G)

USUAL STARTERS

OFFENSE

QB	5	Trent Edwards
RB	23	Marshawn Lynch
FB/TE	86	Michael Gaines
WR	83	Lee Evans
WR	82	Josh Reed
TE	84	Robert Royal
LT	71	Jason Peters
LG	66	Darrick Dockery
C	67	Melvin Fowler
RG	60	Brad Butler
RT	68	Langston Walker

DEFENSE

DE	90	Chris Kelsay
DT	98	Larry Tripplett
DT	95	Kyle Williams
DE	94	Aaron Schobel
LB	56	Keith Ellison
LB	52	John DiGiorgio
LB	55	Angelo Crowell
CB	24	Terrence McGee
CB	33	Jabari Greer
FS	37	George Wilson
SS	20	Donte Whitner

	PASSING	Att	Cmp	Yds	Cmp%	Yds/Att	TD	TD%	Int	Int%	Long	Sack/Lost	Rating
Edwards	269	151	1630	56.1	6.06	7	2.6	8	3.0	70t	12/105	70.4	
Losman	175	111	1204	63.4	6.88	4	2.3	6	3.4	85t	14/103	76.9	
Lynch	1	1	8	100.0	8.00	1	100.0	0	0.0	8t	0/0	139.6	
BILLS	445	263	2842	59.1	6.39	12	2.7	14	3.1	85t	26/208	73.8	
OPPONENTS	567	354	3958	62.4	6.98	19	3.4	18	3.2	59t	26/144	81.1	

2008 SEASON STATISTICS | 4th AFC East | Coach Dick Jauron

WON 7, LOST 9

Date	W/L	Score	Opponent	Attendance
09/07	W	34-10	Seattle	71,194
09/14	W	20-16	at Jacksonville	65,167
09/21	W	24-23	Oakland	71,297
09/28	W	31-14	at St. Louis	61,017
10/05	L	17-41	at Arizona	63,830
10/19	W	23-14	San Diego	71,602
10/26	L	16-25	at Miami	65,011
11/02	L	17-26	New York Jets	71,827
11/09	L	10-20	at New England	68,756
11/17	L	27-29	Cleveland	71,645
11/23	W	54-31	at Kansas City	73,584
11/30	L	3-10	San Francisco	70,988
12/07#	L	3-16	Miami	52,134
12/14	L	27-31	at New York Jets	78,584
12/21	W	30-23	at Denver	74,539
12/28	L	0-13	New England	71,282

Played in Toronto

TOTAL FIRST DOWNS

	BUF	OPP
Rushing	107	113
Passing	167	167
Penalty	13	13
3rd Down: Made/Att	81/203	73/202
3rd Down Pct.	39.9	36.1
4th Down: Made/Att	7/16	8/26
4th Down Pct.	43.8	50.0

POSSESSION AVG.

	BUF	OPP
TOTAL NET YARDS	4882	5217
Avg. Per Game	305.1	326.1
Total Plays	956	971
Avg. Per Play	5.1	5.4

NET YARDS RUSHING

	BUF	OPP
Avg. Per Game	115.1	121.6
Total Rushes	439	455

NET YARDS PASSING

	BUF	OPP
Avg. Per Game	190.0	204.4
Sacked/Yards Lost	38/262	24/170
Gross Yards	3302	3441
Att./Completions	479/309	492/301
Completion Pct.	64.5	61.2
Had Intercepted	15	10

PUNTS/AVERAGE

	BUF	OPP
NET PUNTING AVG.	39.1	36.8

PENALTIES/YARDS

	BUF	OPP
FUMBLES/BALL LOST	33/15	21/12

TOUCHDOWNS

	BUF	OPP
Rushing	16	18
Passing	14	14
Returns	5	2

SCORE BY PERIOD

	Q1	Q2	Q3	Q4	OT	PTS
BILLS	46	113	73	104	0	336

SCORING

TD	Ru	Pa	RtK-PAT	FG	S	PTS
Lindell	0	0	0	34/34	30/38	0 124
Lynch	9	8	1	0	-	0 54
Evans	3	0	3	0	1*	0 20
Edwards	3	3	0	0	-	0 18
Jackson	3	3	0	0	-	0 18
Greer	2	0	0	2	-	0 12
Hardy	2	0	2	0	-	0 12
St. Johnson	2	0	2	0	-	0 12
Losman	2	0	2	0	-	0 12
McKelvin	2	0	0	2	-	0 12
Parrish	2	0	1	1	-	0 12
Denney	1	0	1	0	-	0 6
Fine	1	0	1	0	-	0 6
Reed	1	0	1	0	-	0 6
Royal	1	0	1	0	-	0 6
Schouman	1	0	1	0	-	0 6
BILLS	35	16	14	5	34/34	30/38 0 336
OPP	34	18	14	2	34/34	34/41 1 342

*2-Pt Conversions: BILLS 1-1, OPP 0-0

SACKS: Denney 4, Mitchell 4, Stroud 2.5, Sp. Johnson 2, Kelsay 2, Williams 2, Wilson 1.5, Bryan 1, Schobel 1, B. Scott 1, Whitner 1, Youboty 1, (group) 1
BILLS: 24 OPPONENTS: 38

RUSHING

No.	Yds	Avg	Long	TD	
Lynch	250	1036	4.1	50	8
Jackson	130	571	4.4	32	3
Edwards	36	117	3.3	15t	3
Losman	12	70	5.8	17	2
Evans	1	22	22.0	22	0
Parrish	2	9	4.5	9	0
Ellison	1	6	6.0	6	0
St. Johnson	1	6	6.0	6	0
Omon	6	5	0.8	2	0
BILLS	439	1842	4.2	50	16
OPP	455	1946	4.3	72t	18

RECEIVING

No.	Yds	Avg	Long	TD	
Evans	63	1017	16.1	87t	3
Reed	56	597	10.7	24	1
Lynch	47	300	6.4	42	1
Jackson	37	317	8.6	65	0
Royal	33	351	10.6	30t	1
Parrish	24	232	9.7	22	1
Schouman	15	153	10.2	21	1
St. Johnson	10	102	10.2	21	2
Fine	10	94	9.4	20	1
Hardy	9	87	9.7	17	2
Barnes	2	34	17.0	25	0
McIntyre	2	-1	-0.5	0	0
Denney	1	19	19.0	19t	1
BILLS	309	3302	10.7	87t	14
OPP	301	3441	11.4	84t	14

INTERCEPTIONS

No.	Yds	Avg	Long	TD	
McGee	3	36	12.0	36	0
Greer	2	75	37.5	42t	2
McKelvin	2	64	32.0	64t	1
Mitchell	2	33	16.5	32	0
Posluszny	1	9	9.0	9	0
BILLS	10	217	21.7	64t	3
OPP	15	169	11.3	92t	1

PUNTING

No.	Yds	Avg	Net	TB	In	Lg	B	
Moorman	58	2557	44.1	39.1	5	23	63	0
BILLS	58	2557	44.1	39.1	5	23	63	0
OPP	64	2920	45.6	36.8	5	22	65	0

PUNT RETURNS

Ret	FC	Yds	Avg	Long	TD	
Parrish	21	10	322	15.3	63t	1
Jackson	7	0	116	16.6	35	0
McKelvin	2	0	26	13.0	14	0
BILLS	30	10	464	15.5	63t	1
OPP	18	12	187	10.4	21	0

KICKOFF RETURNS

No.	Yds	Avg	Long	TD	
McKelvin	52	1468	28.2	98t	1
Jackson	12	181	15.1	15	0
Sp. Johnson	3	40	13.3	19	0
McGee	3	62	20.7	27	0
Parrish	2	40	20.0	25	0
St. Johnson	1	0	0.0	0	0
McIntyre	1	18	18.0	18	0
Wilson	1	7	7.0	7	0
BILLS	75	1816	24.2	98t	1
OPP	63	1247	19.8	69	0

FIELD GOALS

1-19	20-29	30-39	40-49	50+	
Lindell	1/1	7/8	11/11	10/15	1/3
BILLS	1/1	7/8	11/11	10/15	1/3
OPPONENTS	0/0	8/9	14/15	8/11	4/6
Lindell:	(35G,38G,52B)(21G,45G)(46N,38G)	(45G,35G,45G)(48G)(48G,52N,27G,44G)	(19G,43G,47G)(53G,43N)(25G)(26G,31G,47N)(21G,39G,34G,38G)(20N,22G,40N)	(40G)(34G,48G)(37G,49G,28G)(47N)	
OPP:	(45G)(28G,50G,39G)(23G,35G,32G)	(51N)(47G,38G)(46B,43G,45G,35G)	(37G,26G,37N,20G,31G)(32G,49N,37G)	(40G,33G,43G,22G,56G)(45G)(50G)(50G,35G,27G,48N)(31G)(23G,30G,54N,44G)	(33G,26N,23G)

USUAL STARTERS

OFFENSE		
WR	83	Lee Evans
LT	71	Jason Peters
LG	66	Derrick Dockery
C	75	Duke Preston
RG	60	Brad Butler
RT	68	Langston Walker
TE	84	Robert Royal
WR	82	Josh Reed
FB/TE	80	Derek Schouman (6)
RB	23	Marshaw Lynch
QB	5	Trent Edwards

DEFENSE

LE	90	Chris Kelsay
LT	99	Marcus Stroud
RT	95	Kyle Williams
RE	94	Aaron Schobel
SLB	59	Kawika Mitchell
MLB	51	Paul Posluszny
WLB	56	Keith Ellison
LCB	24	Terrence McGee
RCB	33	Jabari Greer (10)
FS	30	Ko Simpson (10)
SS	20	Donte Whitner

PASSING	Att	Cmp	Yds	Cmp%	Yds/Att	TD	TD%	Int	Int%	Long	Sack/Lost	Rating
Edwards	374	245	2699	65.5	7.22	11	2.9	10	2.7	65	23/143	85.4
Losman	104	63	584	60.6	5.62	2	1.9	5	4.8	87t	15/119	62.3
Moorman	1	1	19	100.0	19.00	1	100.0	0	0.0	19t	0/0	158.3
BILLS	479	309	3302	64.5	6.89	14	2.9	15	3.1	87t	38/262	81.3
OPPONENTS	492	301	3441	61.2	6.99	14	2.8	10	2.0	84t	24/170	83.2

2009 SEASON STATISTICS | 4th AFC East | Coach Dick Jauron/Perry Fewell

WON 6, LOST 10

Table with columns: Date, W/L, Score, Opponent, Attendance. Lists game results from 09/14 to 01/03.

*Perry Fewell's first game/# Played in Toronto

Table with columns: BUF, OPP. Rows include TOTAL FIRST DOWNS, Rushing, Passing, Penalty, 3rd Down: Made/Att, 3rd Down Pct., 4th Down: Made/Att, 4th Down Pct.

POSSESSION AVG. 27:50 32:10

Table with columns: TOTAL NET YARDS, Avg. Per Game, Total Plays, Avg. Per Play.

Table with columns: NET YARDS RUSHING, Avg. Per Game, Total Rushes.

Table with columns: NET YARDS PASSING, Avg. Per Game, Sacked/Yards Lost, Gross Yards, Att./Completions, Completion Pct., Had Intercepted.

PUNTS/AVERAGE 90/46.6 78/41.2

NET PUNTING AVG. 90/40.2 78/37.4

PENALTIES/YARDS 107/855 107/919

FUMBLES/BALL LOST 24/11 21/5

Table with columns: TOUCHDOWNS, Rushing, Passing, Returns.

SCORE BY PERIOD Q1 Q2 Q3 Q4 OT PTS

Table with columns: BILLS, OPPONENTS, Q1, Q2, Q3, Q4, OT, PTS.

PASSING Att Cmp Yds Cmp% Yds/Att TD TD% Int Int% Long Sack/Lost Rating

Table with columns: Player, Att, Cmp, Yds, Cmp%, Yds/Att, TD, TD%, Int, Int%, Long, Sack/Lost, Rating.

SCORING TD Ru Pa Rt-K-PAT FG S PTS

Table with columns: Player, TD, Ru, Pa, Rt-K-PAT, FG, S, PTS. Includes 2-Pt Conversions and SACKS.

Table with columns: RUSHING No. Yds Avg Long TD. Includes RECEIVING No. Yds Avg Long TD.

Table with columns: INTERCEPTIONS No. Yds Avg Long TD. Includes RECEIVING No. Yds Avg Long TD.

Table with columns: INTERCEPTIONS No. Yds Avg Long TD. Includes RECEIVING No. Yds Avg Long TD.

Table with columns: INTERCEPTIONS No. Yds Avg Long TD. Includes RECEIVING No. Yds Avg Long TD.

PASSING Att Cmp Yds Cmp% Yds/Att TD TD% Int Int% Long Sack/Lost Rating

Table with columns: Player, Att, Cmp, Yds, Cmp%, Yds/Att, TD, TD%, Int, Int%, Long, Sack/Lost, Rating.

PUNTING No. Yds Avg Net TB In Lg B

Table with columns: Player, No. Yds, Avg, Net, TB, In, Lg, B.

PUNT RETURNS Ret Fc Yds Avg Long TD

Table with columns: Player, Ret, Fc, Yds, Avg, Long, TD.

KICKOFF RETURNS No. Yds Avg Long TD

Table with columns: Player, No. Yds, Avg, Long, TD.

FIELD GOALS 1-19 20-29 30-39 40-49 50+

Table with columns: Player, 1-19, 20-29, 30-39, 40-49, 50+.

OPP: (41N,20G,28G)() (27G,35G) (24G, 18G) (23G,41G,44N) (43N,39G) (42G, 22G,26G) (38G,60N,51G) (29G) (38G,49G,31G,37G) (21G) (30G) (51G,55B)()

USUAL STARTERS

OFFENSE

Table with columns: Position, Player, Opponent.

DEFENSE

Table with columns: Position, Player, Opponent.

WON 4, LOST 12

Date	W/L	Score	Opponent	Attendance
09/12	L	10-15	Miami	69,295
09/19	L	7-34	at Green Bay	70,741
09/26	L	30-38	at New England	68,756
10/03	L	14-38	NY Jets	69,262
10/10	L	26-36	Jacksonville	58,304
10/24	L	34-37	(OT) at Baltimore	71,220
10/31	L	10-13	(OT) at Kansas City	66,625
11/07#	L	19-22	Chicago	50,746
11/14	W	14-12	Detroit	56,721
11/21	W	49-31	at Cincinnati	55,654
11/28	L	16-19	(OT) Pittsburgh	69,642
12/05	L	14-38	at Minnesota	64,012
12/12	W	13-6	Cleveland	50,861
12/19	W	17-14	at Miami	65,511
12/26	L	3-34	New England	68,281
01/02	L	7-38	at NY Jets	79,019

Played in Toronto

TOTAL FIRST DOWNS 263 335

	BUF	OPP
Rushing	82	138
Passing	166	179
Penalty	15	18
3rd Down: Made/Att	80/211	98/227
3rd Down Pct.	37.9	43.2
4th Down: Made/Att	11/24	7/10
4th Down Pct.	45.8	70.0

POSSESSION AVG. 27:40 32:20

TOTAL NET YARDS 4878 5786

	BUF	OPP
Avg. Per Game	304.9	361.6
Total Plays	954	1071
Avg. Per Play	5.1	5.4

NET YARDS RUSHING 1720 2714

	BUF	OPP
Avg. Per Game	107.5	169.6
Total Rushes	401	571

NET YARDS PASSING 3158 3072

	BUF	OPP
Avg. Per Game	197.4	192.0
Sacked/Yards Lost	34/213	27/181
Gross Yards	3371	3253
Att./Completions	519/296	473/294
Completion Pct.	57.0	62.2
Had Intercepted	21	11

PUNTS/AVERAGE 75/42.4 71/42.1

NET PUNTING AVG. 75/36.6 71/35.6

PENALTIES/YARDS 82/633 85/634

FUMBLES/BALL LOST 33/18 20/11

TOUCHDOWNS 34 48

	BUF	OPP
Rushing	6	18
Passing	24	28
Returns	4	2

SCORE BY PERIOD Q1 Q2 Q3 Q4 OT PTS

	Q1	Q2	Q3	Q4	OT	PTS
BILLS	40	88	65	90	0	283
OPPONENTS	70	166	98	82	9	425

SCORING

TD	Ru	Pa	Rt	K-PAT	FG	S	PTS
Lindell	0	0	0	0	31/32	16/21	0 79
St. Johnson	10	0	10	0	0	0	60 79
F. Jackson	7	5	2	0	0	0	42 79
Evans	4	0	4	0	0	0	24 79
D. Nelson	3	0	3	0	0	0	18 79
Florence	2	0	2	0	0	0	12 79
Parrish	2	0	2	0	0	0	12 79
Spiller	2	0	1	1	0	0	12 79
Byrd	1	0	0	1	0	0	6 79
Jones	1	0	1	0	0	0	6 79
Martin	1	0	1	0	0	0	6 79
McIntyre	1	1	0	0	0	0	6 79
BILLS	34	6	24	4	31/32	16/21	0 283
OPPONENTS	48	18	28	2	46/46	29/39	1 425

2-Pt Conversions: BILLS 0-2, OPP 1-2

SACKS: K. Williams 5.5, Kelsay 3.5, B. Scott 3, Stroud 3, Moats 2.5, Sp. Johnson 2, Poslusny 2, Byrd 1, Carrington 1, Corner 1, D. Edwards 1, Ellis 1, Woods 1, Whitner .5
BILLS: 27 **OPPONENTS:** 34

RUSHING

	No.	Yds	Avg	Long	TD
F. Jackson	222	927	4.2	39	5
Spiller	74	283	3.8	20	0
Fitzpatrick	40	269	6.7	22	0
Lynch	37	164	4.4	17	0
T. Edwards	5	24	4.8	8	0
Parrish	3	23	7.7	13	0
Ganther	9	18	2.0	11	0
McIntyre	4	5	1.3	2	1
Roosevelt	1	3	3.0	3	0
Caulcrick	1	2	2.0	2	0
Jones	3	1	0.3	2	0
Moorman	2	1	0.5	1	0
Sanborn	0	0	---	---	0
BILLS	401	1720	4.3	39	6
OPPONENTS	571	2714	4.8	43t	18

RECEIVING

	No.	Yds	Avg	Long	TD
St. Johnson	82	1073	13.1	45	10
Evans	37	578	15.6	54	4
Parrish	33	400	12.1	37	2
D. Nelson	31	353	11.4	37	3
F. Jackson	31	215	6.9	65t	2
Spiller	24	157	6.5	41	1
Jones	18	213	11.8	40	1
Stupar	12	111	9.3	35	0
Roosevelt	9	139	15.4	30	0
Martin	7	43	6.1	15	1
McIntyre	4	32	8.0	14	0
S. Nelson	3	25	8.3	12	0
Ganther	2	9	4.5	8	0
Chandler	1	8	8.0	8	0
Hubbard	1	8	8.0	8	0
Lynch	1	7	7.0	7	0
TEAM	296	3371	11.4	65t	24
OPPONENTS	294	3253	11.1	52t	28

INTERCEPTIONS

	No.	Yds	Avg	Long	TD
Florence	3	42	14.0	40t	1
Wilson	2	65	32.5	56	0
McKelvin	2	10	5.0	10	0
Byrd	1	37	37.0	37t	1
Whitner	1	37	37.0	37	0
Davis	1	11	11.0	11	0
D. Edwards	1	8	8.0	8	0
BILLS	11	210	19.1	56	2
OPPONENTS	21	330	15.7	41	2

PUNTING

No.	Yds	Avg	Net	TB	IN	Lg	B
Moorman	75	3181	42.4	36.6	7	17	61 0
BILLS	75	3181	42.4	36.6	7	17	61 0
OPP	71	2986	42.1	35.6	6	24	62 0

PUNT RETURNS

	Ret	FC	Yds	Avg	Long	TD
Parrish	12	7	131	10.9	33	0
Spiller	12	8	175	14.6	34	0
McKelvin	6	3	24	4.0	25	0
Florence	1	0	6	6.0	6	0
Scott	1	0	0	0.0	0	0
BILLS	32	18	336	10.5	34	0
OPPONENTS	32	17	299	9.3	25	0

KICKOFF RETURNS

	No.	Yds	Avg	Long	TD
Spiller	44	1014	23.0	95t	1
McKelvin	14	265	18.9	49	0
Jones	6	120	20.0	31	0
Caulcrick	2	28	14.0	17	0
Roosevelt	2	31	15.5	16	0
Chandler	1	11	11.0	11	0
Ellis	1	0	0.0	0	0
Wilson	0	0	---	---	0
BILLS	69	1458	21.1	95t	1
OPPONENTS	57	1238	21.7	51	0

FIELD GOALS

	1-19	20-29	30-39	40-49	50+
Lindell	1/1	6/6	5/6	2/3	2/5
BILLS	1/1	6/6	5/6	2/3	2/5
OPPONENTS	3/3	6/6	6/8	14/20	0/2

Lindell: (51G,63N)((39G,39G,34G,51N))
 (29G,22G)(21G,50G)(43G,53N)((41N)(33N)
 (29G,32G,49G)((30G,19G)(29G)(26G))
OPP:{32G,46N,43G}(44G,24G)(46G)
 (30N,19G) (49G,49G,34G,40G,46G)
 (41G,48G,38G)(28G,39N,35G)(42N)
 (25G,49N,45G)(19G,43N)(45G,46G,48G,41G)
 (38G)(19G,25G)(48N,61N,53N,48N)
 (34G,26G)(28G)

USUAL STARTERS

	BUF	OPP
WR	83	Lee Evans
LT	77	Demetrius Bell
LG	67	Andy Levitre
C	63	Geoff Hangartner
RG	70	Eric Wood
RT	66	Mansfield Wrotton
TE	80	David Martin
WR	13	Stevie Johnson
FB	38	Corey McIntyre
RB	22	Fred Jackson
QB	14	Ryan Fitzpatrick

DEFENSE

	BUF	OPP
LE	99	Marcus Stroud
NT	95	Kyle Williams
RE	98	Dwan Edwards
SLB	90	Chris Kelsay
MLB	50	Akin Ayodele (9)
	54	Andra Davis (4)
WLB	51	Paul Poslusny
JLB	52	Arthur Moats (4)
	53	Reggie Torbor (4)
LCB	28	Leodis McKelvin
RCB	29	Drayton Florence
FS	31	Jairus Byrd
SS	20	Donte Whitner

	Att	Cmp	Yds	Cmp%	Yds/Att	TD	TD%	Int	Int%	Long	Sack/Lost	Rating
Fitzpatrick	441	255	3000	57.8	6.80	23	5.2	15	3.4	65t	24/ 145	81.8
T. Edwards	52	29	241	55.8	4.63	1	1.9	2	3.8	31t	7/ 63	58.3
Brohm	23	10	106	43.5	4.61	0	0.0	3	13.0	33	3/ 5	17.9
L. Brown	3	2	24	66.7	8.00	0	0.0	1	33.3	16	0/ 0	51.4
BILLS	519	296	3371	57.0	6.50	24	4.6	21	4.0	65t	34/ 213	75.2
OPPONENTS	473	294	3253	62.2	6.88	28	5.9	11	2.3	52t	27/ 181	92.6

HISTORY

WON 6 LOST 10

Date	W/L	Score	Opponent	Attendance
09/09	L	28-48	at New York Jets	79,088
09/16	W	35-17	Kansas City	69,402
09/23	W	24-14	at Cleveland	69,353
09/30	L	28-52	New England	70,684
10/07	L	3-45	at San Francisco	69,732
10/14	W	19-16	OT at Arizona	60,385
10/21	L	34-35	Tennessee	68,836
11/04	L	9-21	at Houston	71,698
11/11	L	31-37	at New England	68,756
11/15	W	19-14	Miami	69,118
11/25	L	13-20	at Indianapolis	64,366
12/02	W	34-18	Jacksonville	53,971
12/09	L	12-15	St. Louis	68,109
12/16 # L	W	17-50	Seattle	40,770
12/23	L	10-24	at Miami	54,462
12/30	W	28-9	New York Jets	54,533

	BUF	OPP
TOTAL FIRST DOWNS	301	349
Rushing	103	136
Passing	176	182
Penalty	22	31
3rd Down: Made/Att	77/198	92/209
3rd Down Pct.	38.9	44.0
4th Down: Made/Att	5/8	6/12
4th Down Pct.	62.5	50.0

POSSESSION AVG.	30:04	29:56
------------------------	-------	-------

	BUF	OPP
TOTAL NET YARDS	5486	5806
Avg. Per Game	342.9	362.9
Total Plays	983	1042
Avg. Per Play	5.6	5.6

	BUF	OPP
NET YARDS RUSHING	2217	2333
Avg. Per Game	138.6	145.8
Total Rushes	442	470

	BUF	OPP
NET YARDS PASSING	3269	3473
Avg. Per Game	204.3	217.1
Sacked/Yards Lost	30/161	36/196
Gross Yards	3430	3669
Att./Completions	511/309	536/306
Completion Pct.	60.5	57.1
Had Intercepted	17	12

PUNTS/AVERAGE	80/44.3	72/44.6
----------------------	---------	---------

NET PUNTING AVG.	80/37.172	36/32.2
-------------------------	-----------	---------

PENALTIES/YARDS	104/871	80/693
------------------------	---------	--------

FUMBLES/BALL LOST	23/17	26/9
--------------------------	-------	------

	BUF	OPP
TOUCHDOWNS	40	53
Rushing	12	23
Passing	24	25
Returns	4	5

	Q1	Q2	Q3	Q4	OT	PTS
SCORE BY PERIOD						
BILLS	84	109	78	70	3	344
OPPONENTS	89	115	109	122	0	435

SCORING	TD	Ru	Pa	RtK	PAT	FG	S	PTS
Lindell	0	0	0	0	39/39	21/24	0	102
Spiller	8	6	2	0				0 48
Chandler	6	0	6	0				0 36
St. Johnson	6	0	6	0				0 36
F. Jackson	4	3	1	0				0 24
Jones	4	0	4	0				0 24
Bra. Smith	4	1	2	1				0 24
McKelvin	2	0	0	2				0 12
L. Smith	2	0	2	0				0 12
Choice	1	1	0	0				0 6
Fitzpatrick	1	1	0	0				0 6
Graham	1	0	1	0				0 6
B. Scott	1	0	0	1				0 6
Kelsay	0	0	0	0				1 2
Sheppard	0	0	0	0				1 2
BILLS	40	12	24	4	39/39	21/24	1	344
OPPONENTS	53	23	25	5	50/51	21/28	0	435

2-Pt Conversions: **BILLS:** 0-1, **OPP:** 2-2
SACKS: M. Williams 10.5, Dareus 5.5, Ky. Williams 5, Moore 3, Barnett 2, Carrington 2, Sp. Johnson 2, Kelsay 2, Sheppard 2, Anderson 1, Merriman 1, **BILLS:** 36, **OPP:** 30

RUSHING	No.	Yds	Avg	Long	TD
Spiller	207	1244	6.0	62	6
F. Jackson	115	437	3.8	15	3
Fitzpatrick	48	197	4.1	20	1
Choice	47	193	4.1	22	1
Bra. Smith	14	116	8.3	35	1
J. White	8	34	4.3	9	0
Graham	1	5	5.0	5	0
Thigpen	1	-1	-1.0	-1	0
Dickerson	1	-8	-8.0	-8	0
BILLS	442	2217	5.0	62	12
OPPONENTS	470	2333	5.0	83t	23

RECEIVING	No.	Yds	Avg	Long	TD
St. Johnson	79	1046	13.2	63	6
Chandler	43	571	13.3	43	6
Spiller	43	459	10.7	66t	2
Jones	41	443	10.8	68t	4
F. Jackson	34	217	6.4	34	1
Graham	31	322	10.4	51	1
Bra. Smith	14	152	10.9	35t	2
Elliott	10	108	10.8	22	0
Dickerson	9	117	13.0	24	0
Martin	4	41	10.3	16	0
L. Smith	4	13	3.3	5	2
Choice	4	9	2.3	5	0
Nelson	2	31	15.5	21	0
McIntyre	1	9	9.0	9	0
BILLS	309	3430	11.1	68t	24
OPPONENTS	306	3669	12.0	53	25

INTERCEPTIONS	No.	Yds	Avg	Long	TD
Byrd	5	81	16.2	45	0
B. Scott	4	66	16.5	32	1
Gilmore	1	23	23.0	23	0
McKelvin	1	9	9.0	9	0
Rogers	1	-1	-1.0	-1	0
BILLS	12	178	14.8	45	1
OPPONENTS	17	256	15.1	57t	2

PUNTING	No.	Yds	Avg	Net	TB	In	Lg	B
Powell	65	2860	44.0	38.1	2	23	62	0
Moorman	15	682	45.5	32.7	1	2	66	0
BILLS	80	3542	44.3	37.1	25	66	0	0
OPP	72	3210	44.6	36.2	8	27	66	0

PUNT RETURNS	Ret	FC	Yds	Avg	Long	TD
McKelvin	23	14	431	18.788t	2	
Rogers	3	4	14	4.7	14	0
Byrd	0	3	0	---	---	0
BILLS	26	21	445	17.188t	2	
OPPONENTS	35	14	517	14.875t	2	

KICKOFF RETURNS	No.	Yds	Avg	Long	TD
McKelvin	18	510	28.3	59	0
Bra. Smith	18	496	27.6	89t	1
Easley	2	75	37.5	55	0
Rogers	2	55	27.5	28	0
Carrington	1	0	0.0	0	0
L. Smith	1	0	0.0	0	0
TEAM	42	1136	27.0	89t	1
OPPONENTS	51	1144	22.4	96t	1

FIELD GOALS	1-19	20-29	30-39	40-49	50+
Lindell	1/1	3/3	10/11	6/7	1/2
BILLS	1/1	3/3	10/11	6/7	1/2
OPPONENTS	3/3	6/6	5/7	6/10	1/2
Lindell:() (37G)()(31G)(25G)					
(31G,42G)(37N,22G,38G,39G)(41G)					
(32G,34G,42G,19G)(33G,31G)(29G,50G)					
(35G,40G)(41G)(42G)(50N,46N)					
OPP: (25G,39G)(33G)()(49N,42N,30G)(19G)					
(49G,49G,61G,388)()(46B)(43G,48G,27G)					
(50N)(25G,19G)(36G)()(19G,33G,23G)					
(46B,45G)(47G,23G,28G,30B)					

USUAL STARTERS	OFFENSE
WR	13 Stevie Johnson
LT	77 Cordy Glenn
LG	67 Andy Levitre
C	70 Eric Wood
RG	60 Kraig Urbik
RT	79 Erik Pears
TE	84 Scott Chandler
WR	19 Donald Jones
WR	11 T.J. Graham
RB	28 C.J. Spiller
QB	14 Ryan Fitzpatrick

DEFENSE	
LE	94 Mario Williams
DT	99 Marcell Dareus
DT	95 Kyle Williams
RE	54 Kyle Moore
SLB	53 Nigel Bradham
MLB	55 Kelvin Sheppard
WLB	50 Nick Barnett
LCB	23 Aaron Williams
RCB	27 Stephon Gilmore
FS	31 Jairus Byrd
SS	37 George Wilson

PASSING	Att	Cmp	Yds	Cmp%	Yds/Att	TD	TD%	Int	Int%	Long	Sack/Lost	Rating
Fitzpatrick	505	306	3400	60.6	6.73	24	4.8	16	3.2	68t	30/161	83.3
Thigpen	5	3	30	60.0	6.00	0	0.0	0	0.0	12	0/0	77.1
Bra. Smith	1	0	0	0.0	0.00	0	0.0	1	100.0	---	0/0	0.0
TEAM	511	309	3430	60.5	6.71	24	4.7	17	3.3	68t	30/161	82.2
OPPONENTS	536	306	3669	57.1	6.85	25	4.7	12	2.2	53	36/196	84.4

2013 SEASON STATISTICS | 4th AFC East | Coach Doug Marrone

WON 6 LOST 10

Date	W/L	Score	Opponent	Attendance
09/08	L	21-23	New England	69,519
09/15	W	24-23	Carolina	67,819
09/22	L	20-27	at New York Jets	76,957
09/29	W	23-20	Baltimore	68,296
10/03	L	24-37	at Cleveland	71,239
10/13	L	24-27 OT	Cincinnati	67,739
10/20	W	23-21	at Miami	60,592
10/27	L	17-35	at New Orleans	72,405
11/03	L	13-23	Kansas City	68,159
11/10	L	10-23	at Pittsburgh	60,406
11/17	W	37-14	New York Jets	68,036
12/01 #1	L	31-34 OT	Atlanta	38,969
12/08	L	6-27	at Tampa Bay	59,194
12/15	W	27-20	at Jacksonville	60,085
12/22	W	19-0	Miami	54,305
12/29	L	20-34	at New England	68,756

Played in Toronto

	BUF	OPP
TOTAL FIRST DOWNS	301	308
Rushing	113	98
Passing	149	170
Penalty	39	40
3rd Down: Made/Att	83/244	91/245
3rd Down Pct.	34.0	37.1
4th Down: Made/Att	4/14	4/10
4th Down Pct.	28.6	40.0

	28:23	31:37
POSSESSION AVG.		
TOTAL NET YARDS	5410	5334
Avg. Per Game	338.1	333.4
Total Plays	1116	1089
Avg. Per Play	4.8	4.9

	2307	2063
NET YARDS RUSHING		
Avg. Per Game	144.2	128.9
Total Rushes	546	471

	3103	3271
NET YARDS PASSING		
Avg. Per Game	193.9	204.4
Sacked/Yards Lost	48/270	57/395
Gross Yards	3373	3666
Att./Completions	522/299	561/310
Completion Pct.	57.3	55.3
Had Intercepted	15	23

	96/43.0	94/45.5
PUNTS/AVERAGE		

	96/36.1	94/41.0
NET PUNTING AVG.		

	110/952	108/931
PENALTIES/YARDS		

	32/12	21/7
FUMBLES/BALL LOST		

	34	42
TOUCHDOWNS		
Rushing	15	10
Passing	16	28
Returns	3	4

SCORE BY PERIOD	Q1	Q2	Q3	Q4	OT	PTS
BILLS	73	103	75	88	0	339
OPPONENTS	64	133	82	103	6	388

PASSING	Att	Cmp	Yds	Cmp%	Yds/Att	TD	TD%	Int	Int%	Long	Sack/Lost	Rating
Manuel	306	180	1972	58.8	6.44	11	3.6	9	2.9	45	28/159	77.7
Lewis	157	93	1092	59.2	6.96	4	2.5	3	1.9	57	18/100	81.0
Tuel	59	26	309	44.1	5.24	1	1.7	3	5.1	59t	2/11	45.1
BILLS	522	299	3373	57.3	6.46	16	3.1	15	2.9	59t	48/270	75.0
OPPONENTS	561	310	3666	55.3	6.53	28	5.0	23	4.1	74	57/395	74.9

SCORING	TD	Ru	Pa	Rt	K-PAT	FG	S	PTS
Carpenter	0	0	0	0	32/32	33/36	0	131
Jackson	10	9	1	0				60
Johnson	3	0	3	0				20
Woods	3	0	3	0				20
Goodwin	3	0	3	0				18
Chandler	2	0	2	0				0
Graham	2	0	2	0				12
Manuel	2	2	0	0				12
Searcy	2	0	0	2				0
Spiller	2	2	0	0				12
Summers	2	1	1	0				12
Gragg	1	0	1	0				6
Lewis	1	1	0	0				6
Robey	1	0	0	1				6
BILLS	34	15	16	3	32/32	33/36	0	339
OPP	42	10	28	4	41/41	31/36	0	388

2-Pt Conversions: BILLS 2-2, OPP 1-1

SACKS: M. Williams 13, K. Williams 10.5, Hughes 10, Dareus 7.5, Lawson 4, Searcy 3.5, Robey 3, Alonso 2, Bryant 1, Byrd 1, Charles LG 1, Charles TM 1, Westerman TM 0.5

BILLS: 57
OPP: 48

RUSHING	No.	Yds	Avg	Long	TD
Spiller	202	933	4.6	77	2
Jackson	206	890	4.3	59	9
Manuel	53	186	3.5	19	2
Choice TM	35	126	3.6	20	0
Lewis	24	52	2.2	8	1
Summers	12	46	3.8	16	1
Tuel	3	17	5.7	14	0
Woods	2	16	8.0	13	0
Graham	4	14	3.5	14	0
Goodwin	3	13	4.3	17	0
Johnson	1	10	10.0	10	0
Wingo	1	4	4.0	4	0
BILLS	546	2307	4.2	77	15
OPPONENTS	471	2063	4.4	80t	10

RECEIVING	No.	Yds	Avg	Long	TD
Chandler	53	655	12.4	33t	2
Johnson	52	597	11.5	45	3
Jackson	47	387	8.2	37	1
Woods	40	587	14.7	57	3
Spiller	33	185	5.6	27	0
Graham	23	361	15.7	47	2
Goodwin	17	283	16.6	59t	3
Hogan	10	83	8.3	16	0
Summers	7	79	11.3	34	1
L. Smith	5	78	15.6	28	0
Gragg	5	53	10.6	28	1
Choice TM	4	10	2.5	5	0
Easley	2	13	6.5	9	0
Wingo	1	2	2.0	2	0
BILLS	299	3373	11.3	59t	16
OPPONENTS	310	3666	11.8	74	28

INTERCEPTIONS	No.	Yds	Avg	Long	TD
Byrd	4	85	21.3	57	0
Leonhard	4	72	18.0	41	0
A. Williams	4	43	10.8	34	0
Alonso	4	38	9.5	32	0
Gilmore	2	0	0.0	0	0
Searcy	1	32	32.0	32t	1
Robey	1	19	19.0	19t	1

INTS (cont)	No.	Yds	Avg	Long	TD
Lawson	1	0	0.0	0	0
McKelvin	1	0	0.0	0	0
Rogers TM	1	0	0.0	0	0
BILLS	23	289	12.6	57	2
OPPONENTS	15	298	19.9	100t	2

PUNTING	No.	Yds	Avg	Net	TB	In	Lg	B
Moorman	61	2511	41.2	36.6	4	16	62	0
S. Powell TM	35	1613	46.1	35.2	5	10	66	0
BILLS	96	4124	43.0	36.1	9	26	66	0
OPP	94	4274	45.5	41.0	9	39	74	0

PUNT RETURNS	Ret	FC	Yds	Avg	Long	TD
McKelvin	32	13	180	5.6	21	0
Leonhard	7	9	63	9.0	25	0
BILLS	39	22	243	6.2	25	0
OPPONENTS	45	22	477	10.6	79t	1

KICKOFF RETURNS	No.	Yds	Avg	Long	TD
Goodwin	16	351	21.9	28	0
Easley	4	83	20.8	28	0
Graham	1	19	19.0	19	0
Woods	1	9	9.0	9	0
Ross	1	7	7.0	7	0
BILLS	23	469	20.4	28	0
OPPONENTS	51	1144	22.4	96t	1

FIELD GOALS	1-19	20-29	30-39	40-49	50+
Carpenter	0/0	13/13	6/6	10/11	4/6
BILLS	0/0	13/13	6/6	10/11	4/6
OPPONENTS	0/0	7/7	14/16	8/10	2/3

Carpenter: (1)(42N,55G,20G,48G)
(37G,23G,43G,26G)(27G,27G,22G)(52G)
(51G)(39G,20G,31G)(50N,37G)(26G,30G)
(20G)(40G,42G,43G)(29G)(40G,46G)(42G,
54N,40G)(45G,21G,22G,26G)(51G,37G)
OPP: (48G,33G,35G)(27G,25G,39G)
(47G,34G)(35G,24G)(30G,24G,44G)
(46G,34N,43G)(51N)(47N,38N)
(27G,41G,39G)(36G,37G,23G)(48N)
(49G,36G)(53G,32G)(32G,55G)(1)
(43G,35G,29G,35G)

USUAL STARTERS

OFFENSE

WR	13	Stevie Johnson
LT	77	Cordy Glenn
LG	59	Doug Legursky
C	70	Eric Wood
RG	60	Kraig Urbik
RT	79	Erik Pears
TE	84	Scott Chandler
QB	3	EJ Manuel
RB	28	C.J. Spiller
FB	38	Frank Summers
WR	11	T.J. Graham

DEFENSE

LDE	90	Kylan Branch
DT	95	Alye Williams
DT	99	Marcell Dareus
RDE	94	Mario Williams
SLB	91	Manny Lawson
MLB	50	Kiko Alonso
WLB	53	Arthur Moats
LCB	21	Leodis McKelvin
RCB	27	Stephon Gilmore
FS	31	Jairus Byrd
SS	23	Aaron Williams

WON 9 LOST 7

Date	W/L	Score	Opponent	Attendance
09/07	W	23-20	at Chicago	62,425
09/14	W	29-10	Miami	69,594
09/21	L	10-22	San Diego	68,611
09/28	L	17-23	at Houston	71,756
10/05	W	17-14	at Detroit	62,775
10/12	L	22-37	New England	70,185
10/19	W	17-16	Minnesota	68,477
10/26	W	43-23	at New York Jets	78,160
11/09	L	13-17	Kansas City	68,119
11/13	L	9-22	at Miami	71,573
11/24*	W	38-3	New York Jets	56,044
11/30	W	26-10	Cleveland	68,576
12/07	L	17-24	at Denver	76,913
12/14	W	21-13	Green Bay	70,124
12/21	L	24-26	at Oakland	53,436
12/28	W	17-9	at New England	68,756

* - Game played in Detroit

SCORING	TD	Ru	Pa	Rt	K-PAT	FG	S	PTS
D.Carpenter	0	0	0	0	31/32	34/38	0	133
S.Watkins	6	0	6	0	0/0	0/0	0	0
R.Woods	5	0	5	0	0/0	0/0	1	32
C.Hogan	4	0	4	0	0/0	0/0	0	24
F.Jackson	3	2	1	0	0/0	0/0	1	20
S.Chandler	3	0	3	0	0/0	0/0	0	18
A.Dixon	2	2	0	0	0/0	0/0	0	12
C.Spiller	2	0	1	1	0/0	0/0	0	12
J.Hughes	1	0	0	1	0/0	0/0	0	6
L.Smith	1	0	1	0	0/0	0/0	0	6
E.Manuel	1	1	0	0	0/0	0/0	0	6
F.Summers	1	1	0	0	0/0	0/0	0	6
M.Williams	1	0	1	0	0/0	0/0	0	6
K.Orton	1	1	0	0	0/0	0/0	0	6
M.Lawson	1	0	0	1	0/0	0/0	0	6
C.Gragg	1	0	1	0	0/0	0/0	0	6
M.Thigpen	1	0	0	1	0/0	0/0	0	6
BILLS	34	7	23	4	31/32	34/38	2	343
OPP	28	10	16	2	27/27	30/37	0	289

2-Pt Conversions: Bills 2-2, OPP 0-1

	BUF	OPP
TOTAL FIRST DOWNS	273	302
Rushing	65	89
Passing	186	171
Penalty	22	42
3rd Down: Made/Att	84/229	73/220
3rd Down Pct.	36.7%	33.2%
4th Down: Made/Att	6/14	5/11
4th Down Pct.	42.9%	45.5%

POSSESSION AVG.	29:35	30:25
-----------------	-------	-------

TOTAL NET YARDS	5096	4995
Avg. Per Game	318.5	312.2
Total Plays	1020	1027
Avg. Per Play	5.0	4.9

NET YARDS RUSHING	1482	1703
Avg. Per Game	92.6	106.4
Total Rushes	402	414

NET YARDS PASSING	3614	3292
Avg. Per Game	225.9	205.8
Sacked/Yards Lost	39/242	54/308
Gross Yards	3856	3600
Attempts/Completions	579/363	559/337
Completion Pct.	62.7%	60.3%
Had Intercepted	13	19

PUNTS/AVERAGE	86/42.9	88/43.6
---------------	---------	---------

NET PUNTING AVG.	38.7	37.3
------------------	------	------

PENALTIES/YARDS	124/1031	104/849
-----------------	----------	---------

FUMBLES/BALL LOST	22/10	20/11
-------------------	-------	-------

TOUCHDOWNS	34	28
Rushing	7	10
Passing	23	16
Returns	4	2

SCORE BY PERIOD	Q1	Q2	Q3	Q4	OT	PTS
BILLS	65	88	80	107	3	343
Opponents	49	90	75	75	0	289

SACKS: M.Williams 14.5, J.Hughes 10.0, M.Dareus 10.0, K.Williams 5.5, S.Charles 3.0, N.Brudham 2.5, J.Wynn 2.0, M.Lawson 1.5, C.Bryant 1.5, T.Powell 1.0, N.Robey 1.0, B.Spikes 1.0, D.Searcy 0.5
BILLS: 54.0
OPP: 39.0

RUSHING	No.	Yds	Avg	Long	TD
F.Jackson	141	525	3.7	38	2
A.Dixon	105	432	4.1	47	2
C.Spiller	78	300	3.8	53	0
B.Brown	36	126	3.5	14	0
E.Manuel	16	52	3.3	8	1
F.Summers	6	17	2.8	4	1
K.Orton	15	14	0.9	10	1
M.Goodwin	3	8	2.7	12	0
S.Watkins	2	8	4.0	5	0
BILLS	402	1482	3.7	53	7
OPPONENTS	414	1703	4.1	47	10

RECEIVING	No.	Yds	Avg	Long	TD
F.Jackson	66	501	7.6	34	1
S.Watkins	65	982	15.1	84	6
R.Woods	65	699	10.8	37	5
S.Chandler	47	497	10.6	37	3
C.Hogan	41	426	10.4	31	4
C.Spiller	19	125	6.6	25	1
B.Brown	16	176	11.0	40	0
M.Williams	8	142	17.8	80t	1
M.Gray	8	118	14.8	41	0
A.Dixon	8	49	6.1	10	0
C.Gragg	7	48	6.9	14	1
L.Smith	7	42	6.0	18	1
F.Summers	5	9	1.8	4	0
M.Goodwin	1	42	42.0	42	0
BILLS	363	3856	10.6	84	23
OPPONENTS	337	3600	10.7	56t	16

INTERCEPTIONS	No.	Yds	Avg	Long	TD
L.McKelvin	4	10	2.5	9	0
D.Searcy	3	70	23.3	32	0
S.Gilmore	3	61	20.3	27	0
C.Graham	2	75	37.5	45	0
B.Rambo	2	44	22.0	28	0
D.Williams	1	34	34.0	34	0

INTS (cont)	No.	Yds	Avg	Long	TD
A.Williams	1	26	26.0	26	0
K.Williams	1	2	2.0	2	0
N.Brudham	1	0	0.0	0	0
P.Brown	1	0	0.0	0	0
BILLS	19	322	16.9	45	0
OPPONENTS	13	172	13.2	80t	2

PUNTING	No.	Yds	Avg	Net	TB	In	Lg	B
C.Schmidt	86	3692	42.9	38.7	6	31	67	0
BILLS	86	3692	42.9	38.7	6	31	67	0
OPP	88	3834	43.6	37.3	10	25	72	2

PUNT RETURNS	Ret	FC	Yds	Avg	Long	TD
L.McKelvin	21	8	183	8.7	24	0
M.Thigpen	12	5	155	12.975t	1	1
F.Jackson	3	5	5	1.7	5	0
R.Woods	1	0	11	11.011	0	0
BILLS	37	18	354	9.6	75t	1
OPPONENTS	38	20	246	6.5	41	0

KICKOFF RETURNS	No.	Yds	Avg	Long	TD
C.Spiller	10	306	30.6	102t	1
M.Thigpen	6	165	27.5	49	0
M.Goodwin	4	84	21.0	24	0
L.McKelvin	4	64	16.0	30	0
A.Dixon	4	52	13.0	15	0
B.Brown	3	75	25.0	32	0
M.Easley	1	13	13.0	13	0
F.Summers	1	11	11.0	11	0
BILLS	33	770	23.3	102t	1
OPPONENTS	32	639	20.0	41	0

FIELD GOALS	1-19	20-29	30-39	40-49	50+
Carpenter	0/0	9/9	12/13	7/8	6/8
BILLS	0/0	9/9	12/13	7/8	6/8
OPPONENTS	1/1	3/3	11/13	12/12	6/8

USUAL STARTERS	WR	TE	RB	QB	OL	DL	MLB	LB	CB	DB
OFFENSE										
WR	10									
LT	77									
LG	60									
C	70									
RG	79									
RT	66									
TE	85									
TE	84									
QB	18									
RB	22									
WR	14									

DEFENSE	WR	TE	RB	QB	OL	DL	MLB	LB	CB	DB
DEFENSE										
LDE	94									
DT	95									
DT	99									
RDE	55									
MLB	52									
SLB	53									
LCB	21									
RCB	24									
FS	25									
SS	23									
DB	37									

PASSING	Att	Cmp	Yds	Cmp%	Yds/Att	TD	TD%	Int	Int%	Long	Sack/Lost	Rating
K.Orton	447	287	3018	64.2%	6.8	18	4.0%	10	2.2%	84	33/198	87.8
E.Manuel	131	76	838	58.0%	6.4	5	3.8%	3	2.3%	80t	6/44	80.2
F.Jackson	1	0	0	0.0%	0.0	0	0.0%	0	0.0%	0	0/0	39.6
BILLS	579	363	3856	62.7%	6.7	23	4.0%	13	2.2%	84	39/242	86.0
OPPONENTS	559	337	3600	60.3%	6.4	16	2.9%	19	3.4%	56t	54/308	74.5

HISTORY

2015 SEASON STATISTICS | 3rd AFC East | Coach Rex Ryan

WON 8 LOST 8

Date	W/L	Score	Opponent	Attendance
09/13	W	27-14	Indianapolis	70,319
09/20	L	32-40	New England	70,858
09/27	W	41-14	at Miami	64,869
10/04	L	10-24	New York Giants	70,677
10/11	W	14-13	at Tennessee	65,670
10/18	L	21-34	Cincinnati	69,593
10/25	L	31-34	at Jacksonville	84,021
11/08	W	33-17	Miami	70,214
11/12	W	22-17	at New York Jets	78,160
11/23	L	13-20	at New England	66,829
11/29	L	22-30	at Kansas City	72,493
12/06	W	30-21	Houston	68,544
12/13	L	20-23	at Philadelphia	69,596
12/20	L	25-35	at Washington	80,124
12/27	W	16-6	Dallas	70,172
01/03	W	22-17	New York Jets	68,670

	BUF	OPP
TOTAL FIRST DOWNS	297	321
Rushing	122	87
Passing	155	197
Penalty	20	37
3rd Down: Made/Att	86/227	85/210
3rd Down Pct.	37.9%	40.5%
4th Down: Made/Att	7/16	3/13
4th Down Pct.	43.8%	23.1%

	31:18	28:42
POSSESSION AVG.		
TOTAL NET YARDS	5775	5702
Avg. Per Game	360.9	356.4
Total Plays	1016	1017
Avg. Per Play	5.7	5.6

	2432	1730
NET YARDS RUSHING		
Avg. Per Game	152.0	108.1
Total Rushes	509	394

	3343	3972
NET YARDS PASSING		
Avg. Per Game	208.9	248.3
Sacked/Yards Lost	42/257	21/125
Gross Yards	3600	4097
Attempts/Completions	465/295	602/347
Completion Pct.	63.4%	57.6%
Had Intercepted	9	17

	82/46.3	75/43.7
PUNTS/AVERAGE		

	41.3	39.8
NET PUNTING AVG.		

	143/1249	113/906
PENALTIES/YARDS		

	28/10	16/8
FUMBLES/BALL LOST		

	45	42
TOUCHDOWNS		
Rushing	19	10
Passing	23	30
Returns	3	2

	Q1	Q2	Q3	Q4	OT	PTS
SCORE BY PERIOD						
BILLS	87	103	77	112	0	379
Opponents	59	126	104	70	0	359

SCORING	Td	Ru	Pa	Rtk	PAT	FG	S	PTS
Carpenter	0	0	0	0	34/40	23/27	0	103
Watkins	9	0	9	0	0/0	0/0	0	54
K.Williams	9	7	2	0	0/0	0/0	0	54
McCoy	5	3	2	0	0/0	0/0	0	32
Taylor	4	4	0	0	0/0	0/0	0	26
Clay	3	0	3	0	0/0	0/0	0	18
Gillislee	3	3	0	0	0/0	0/0	0	18
Hankerson	3	0	3	0	0/0	0/0	0	18
Woods	3	0	3	0	0/0	0/0	0	18
Hogan	2	0	2	0	0/0	0/0	0	12
P. Brown	1	0	0	1	0/0	0/0	0	6
Dixon	1	1	0	0	0/0	0/0	0	6
Easley	1	0	1	0	0/0	0/0	0	6
Graham	1	0	1	0	0/0	0/0	0	6
Harvin	1	0	1	0	0/0	0/0	0	6
Manuel	1	1	0	0	0/0	0/0	0	6
D.Williams	1	0	0	1	0/0	0/0	0	6
BILLS	45	19	23	3	34/40	23/27	1	379
OPP	42	10	30	2	33/37	22/27	0	359

2-Pt Conversions: Bills 2-5, OPP 4-5

SACKS: Hughes 5, M. Williams 5, Darius 2, Bradham 1, Charles 1, Graham 1, Lawson 1, Rambo 1, Robey 1, Tarpley 1, Ky. Williams 1, D. Williams, 1
BILLS: 21.0
OPP: 42.0

RUSHING	No.	Yds	Avg	Long	TD
McCoy	203	895	4.4	48t	3
Taylor	104	568	5.5	31	4
Ka.Williams	93	517	5.6	41t	7
Gillislee	47	267	5.7	60t	3
Manuel	17	64	3.8	16	1
Dixon	21	44	2.1	6	1
Herron	11	37	3.4	8	0
Harvin	5	31	6.2	9	0
Hogan	1	4	4.0	4	0
C. Wood	2	3	1.5	3	0
Felton	1	2	2.0	2	0
S. Watkins	1	1	1.0	1	0
Schmidt	1	0	0.0	0	0
Woods	1	0	0.0	0	0
Thigpen	1	-1	-1.0	-1	0
BILLS	509	2432	4.8	60t	19
OPPONENTS	394	1730	4.4	58	10

RECEIVING	No.	Yds	Avg	Long	TD
S.Watkins	60	1047	17.5	63	9
Clay	51	528	10.4	40t	3
Hogan	36	450	12.5	46	2
McCoy	32	292	9.1	22	2
Hankerson	26	327	12.6	55	3
Harvin	19	218	11.5	51t	1
Gragg	12	150	12.5	29	0
Ka.Williams	11	96	8.7	26t	2
Dixon	6	44	7.3	14	0
Gillislee	6	29	4.8	14	0
Salas	3	41	13.7	20	0
Herron	3	20	6.7	9	0
Goodwin	2	24	12.0	14	0
Easley	1	58	58.0	58t	1
O'Leary	1	37	37.0	37	0
Felton	1	12	12.0	12	0
Taylor	1	4	4.0	4	0
Gray	1	2	2.0	2	0
Mulligan	1	2	2.0	2	0
C.Wood	1	-6	-6.0	-6	0
BILLS	295	3600	12.2	63	23
OPPONENTS	347	4097	11.8	77t	30

INTERCEPTIONS	No.Yds	Avg	Long	TD	
Gilmore	3	33	11.0	29	0
Graham	2	60	30.0	44t	1
Darby	2	48	24.0	27	0
P.Brown	2	46	23.0	43t	1
Tarpley	2	40	20.0	37	0
McKelvin	2	0	0.0	0	0
A.Williams	1	26	26.0	26	0
Easley	1	0	0.0	0	0
Lawson	1	0	0.0	0	0
Rambo	1	0	0.0	0	0
BILLS	17	253	14.9	44t	2
OPPONENTS	9	75	8.3	26t	1

PUNTING	No.	Yds	Avg	Net	TB	In	Log	B
Schmidt	82	3797	46.3	41.3	3	22	65	0
BILLS	82	3797	46.3	41.3	3	22	65	0
OPP	75	3277	43.7	39.8	3	28	68	0

PUNT RETURNS	Ret	FC	Yds	Avg	Long	TD
Thigpen	18	9	118	6.6	16	0
McKelvin	7	4	21	3.0	12	1
Moore	5	8	77	15.4	27	0
Powell	1	1	16	16.0	16	0
BILLS	31	22	232	7.5	27	0
OPPONENTS	40	20	353	8.8	28	0

KICKOFF RETURNS	No.	Yds	Avg	Long	TD
Thigpen	17	328	19.3	31	0
Harvin	5	108	21.6	25	0
Moore	5	70	14.0	20	0
Dixon	4	59	14.8	17	0
Herron	4	92	23.0	28	0
W.Powell	3	77	25.7	32	0
Goodwin	2	33	16.5	19	0
Felton	1	5	5.0	5	0
BILLS	41	772	18.8	32	0
OPPONENTS	40	688	17.2	49	0

FIELD GOALS	1-19	20-29	30-39	40-49	50+
Carpenter	0/0	5/5	8/9	7/8	3/5
BILLS	0/0	5/5	8/9	7/8	3/5
OPPONENTS	0/0	5/5	7/7	9/10	1/5

USUAL STARTERS

OFFENSE	WR	LT	LG	C	RG	RT	TE	FB	QB	RB	WR
	10	77	64	70	76	66	85	42	5	25	14
	Robert Woods	Cordy Glenn	Richie Incognito	Eric Wood	John Miller	Seantrel Henderson	Charles Clay	Jerome Felton	Tyrod Taylor	LeSean McCoy	Sammy Watkins

DEFENSE

LDE	DT	DT	RDE	MLB	SLB	WLB	LCB	RCB	DS	DS
94	97	99	55	52	91	53	28	24	20	30
Mario Williams	Corbin Bryant	Marcell Dareus	Jerry Hughes	Preston Brown	Manny Lawson	Nigel Bradham	Ronald Darby	Stephon Gilmore	Corey Graham	Bacarri Rambo

PASSING	Att	Cmp	Yds	Cmp%	Yds/Att	TD	TD%	Int	Int%	Long	Sack/Lost	Rating
Taylor	380	242	3035	63.7%	8.0	20	5.3%	6	1.6%	63	36/212	99.4
Manuel	84	52	561	61.9%	6.7	3	3.6%	3	3.6%	58t	6/45	78.5
Hogan	1	1	4	100.0%	4.0	0	0.0%	0	0.0%	4	0/0	83.3
BILLS	465	295	3600	63.4%	7.7	23	4.9%	9	1.9%	63	42/257	95.6
OPPONENTS	602	347	4097	57.6%	6.8	30	5.0%	17	2.8%	77t	21/125	83.3

OVERTIME GAMES

Date	Opponent	W-L	Score	Toss
Sun. Nov. 25, 1979	at New England Patriots	W	16-13	L
Sun. Dec. 7, 1980	LA RAMS	W	10-7	L
Sun. Sept. 27, 1981	at Cincinnati Bengals	L	24-27	W
Sun. Oct. 9, 1983	at Miami Dolphins	W	38-35	L
Sun. Sept. 14, 1986	at Cincinnati Bengals	L	33-36	W
Sun. Oct. 18, 1987	NEW YORK GIANTS	W	6-3	W
Sun. Oct. 25, 1987	at Miami Dolphins	W	34-31	W
Sun. Nov. 20, 1988	*NEW YORK JETS	W	9-6	L
Sun. Sept. 24, 1989	at Houston Oilers	W	47-41	L
Sun. Dec. 8, 1991	at L. A. Raiders	W	30-27	L
Sun. Dec. 22, 1991	DETROIT LIONS	L	14-17	L
Sun. Nov. 29, 1992	at Indianapolis Colts	L	13-16	L
Sun. Jan. 3, 1993	**HOUSTON OILERS	W	41-38	L
Sun. Nov. 7, 1993	at New England Patriots	W	13-10	W
Sun. Sept 1, 1996	at New York Giants	W	23-20	W
Sun. Oct. 6, 1996	INDIANAPOLIS COLTS	W	16-13	L
Sun. Dec. 1, 1996	at Indianapolis Colts	L	10-13	W
Sun. Oct. 26, 1997	DENVER BRONCOS	L	20-23	L
Sun. Dec. 26, 1999	at New England Patriots	W	13-10	L
Sun. Oct. 15, 2000	SAN DIEGO CHARGERS	W	27-24	W
Sun. Nov. 5, 2000	at New England Patriots	W	16-13	L
Sun. Dec. 17, 2000	NEW ENGLAND PATRIOTS	L	10-13	W
Sun. Dec. 16, 2001	NEW ENGLAND PATRIOTS	L	9-12	W
Sun. Sept. 8, 2002	NEW YORK JETS	L	31-37	L
Sun. Sept. 15, 2002	at Minnesota Vikings	W	45-39	W
Sun. Sept. 29, 2002	CHICAGO BEARS	W	33-27	L
Sun. Oct. 5, 2003	CINCINNATI BENGALS	W	22-16	L
Sun. Oct. 18, 2009	at New York Jets	W	16-13	L
Sun. Oct. 24, 2010	at Baltimore Ravens	L	34-37	L
Sun. Oct. 31, 2010	at Kansas City Chiefs	L	10-13	W
Sun. Nov. 28, 2010	PITTSBURGH STEELERS	L	16-19	W
Sun. Oct. 14, 2012	at Arizona Cardinals	W	19-16	W
Sun. Oct. 13, 2013	CINCINNATI BENGALS	L	24-27	L
Sun. Dec. 1, 2013	ATLANTA FALCONS	L	31-34	W
Sun. Sept. 7, 2014	at Chicago Bears	W	23-20	L

Total Games: 35

Wins: 21 Losses: 14

*Clinched AFC Eastern Division Title

**AFC Wild Card Playoff Game

HIGHEST WINNING PERCENTAGE IN OVERTIME GAMES

Team	W	L	T	Pct.
Washington Redskins	25	15	1	.622
Denver Broncos	30	18	2	.620
Arizona Cardinals	26	16	2	.614
Buffalo Bills	21	14	0	.600
Baltimore Ravens	13	10	1	.563

*Includes post-season games

PRIMETIME GAMES

THURSDAYS

Date	Opponent	W/L	Score
9/17/81	PHI	L	14-20
9/16/82	MIN	W	23-22
10/18/01	@JAX	W	13-10
12/3/09	NYJ (Toronto)	L	13-19
11/15/12	MIA	W	19-14
10/3/13	@CLE	L	24-37
11/13/14	@MIA	L	9-22
11/12/15	@NYJ	W	22-17
Total Games: 8		Wins: 4	Losses: 4

SATURDAYS

Date	Opponent	W/L	Score
12/23/00	@SEA	W	42-23
12/17/05	DEN	L	17-28
Total Games: 2		Wins: 1	Losses: 1

SUNDAYS

Date	Opponent	W/L	Score
10/7/90	LA Raiders	W	38-24
12/15/91	@IND	W	35-7
9/20/92	IND	W	38-0
12/27/92	@Houston Oilers	L	3-27
10/3/93	NYG	W	17-14
12/4/94	@MIA	W	42-31
9/3/95	@DEN	L	7-22
12/3/95	@SF	L	17-27
9/1/96	@NYG	W	23-20 (OT)
10/27/96	@NE	L	25-28
10/25/98	@CAR	W	30-14
9/19/99	NYJ	W	17-3
12/19/99	@ARI	W	31-21
9/3/00	TEN	W	16-13
12/2/01	@SF	L	0-35
9/21/03	@MIA	L	7-17
10/26/03	@KC	L	5-38
11/14/04	@NE	L	6-29
11/18/07	NE	L	10-56
Total Games: 19		Wins: 10	Losses: 9

MONDAYS

Date	Opponent	W/L	Score	Date	Opponent	W/L	Score
10/29/73	KC	W	23-14	11/18/91	@MIA	W	41-27
9/16/74	OAK	W	21-20	10/26/92	@NYJ	W	24-20
10/20/75	NYG	L	14-17	11/16/92	@MIA	W	26-20
11/17/75	@CIN	L	24-33	10/11/93	Houston Oilers	W	35-7
9/13/76	MIA	L	21-30	11/1/93	WAS	W	24-10
11/15/76	@DAL	L	10-17	11/15/93	@PIT	L	0-23
11/28/77	@OAK	L	13-34	9/26/94	DEN	W	27-20
10/12/81	MIA	W	31-21	11/14/94	@PIT	L	10-23
11/9/81	@DAL	L	14-27	10/2/95	@CLE	W	22-19
12/27/82	@MIA	L	10-27	10/23/95	@NE	L	14-27
10/3/83	NYJ	L	10-34	9/16/96	@PIT	L	6-24
9/17/84	MIA	L	17-21	12/16/96	@MIA	L	14-16
10/17/88	@NYJ	W	37-14	10/20/97	@IND	W	9-6
11/14/88	@MIA	W	31-6	11/17/97	@MIA	L	13-30
9/18/89	DEN	L	14-28	10/4/99	@MIA	W	23-18
10/16/89	LA Rams	W	23-20	12/11/00	@IND	L	20-44
12/4/89	@SEA	L	16-17	10/8/07	DAL	L	24-25
9/24/90	@NYJ	W	30-7	11/17/08	CLE	L	27-29
11/26/90	@Houston Oilers	L	24-27	9/14/09	@NE	L	24-25
10/7/91	@KC	L	6-33	11/23/15	@NE	L	13-20
10/21/91	CIN	W	35-16	Total Games: 41		Wins: 17	Losses: 24

Total prime time games:	70
Total wins:	32
Total losses:	38

BILLS HOME/AWAY RECORD

HOME RECORD					ROAD RECORD				
Year	W	L	T	Pct.	Year	W	L	T	Pct.
1960	3	4	0	.429	1960	2	4	1	.357
1961	2	5	0	.286	1961	4	3	0	.571
1962	3	3	1	.500	1962	4	3	0	.571
1963	4	2	1	.643	1963	3	4	0	.429
1964	6	1	0	.857	1964	6	1	0	.857
1965	5	2	0	.714	1965	5	1	1	.786
1966	4	2	1	.643	1966	5	2	0	.714
1967	2	5	0	.286	1967	2	5	0	.286
1968	1	6	0	.143	1968	0	6	1	.071
1969	4	3	0	.571	1969	0	7	0	.000
1970	1	6	0	.143	1970	2	4	1	.357
1971	1	6	0	.143	1971	0	7	0	.000
1972	2	4	1	.357	1972	2	5	0	.286
1973	5	2	0	.714	1973	4	3	0	.571
1974	5	2	0	.714	1974	4	3	0	.571
1975	3	4	0	.429	1975	5	2	0	.714
1976	1	6	0	.143	1976	1	6	0	.143
1977	1	6	0	.143	1977	2	5	0	.286
1978	4	4	0	.500	1978	1	7	0	.125
1979	3	5	0	.375	1979	4	4	0	.500
1980	6	2	0	.750	1980	5	3	0	.625
1981	7	1	0	.875	1981	3	5	0	.375
1982	4	1	0	.800	1982	0	4	0	.000
1983	3	5	0	.375	1983	5	3	0	.625
1984	2	6	0	.250	1984	0	8	0	.000
1985	2	6	0	.250	1985	0	8	0	.000
1986	3	5	0	.375	1986	1	7	0	.125
1987	4	4	0	.500	1987	3	4	0	.429
1988	8	0	0	1.000	1988	4	4	0	.500
1989	6	2	0	.750	1989	3	5	0	.375
1990	8	0	0	1.000	1990	5	3	0	.625
1991	7	1	0	.875	1991	6	2	0	.750
1992	6	2	0	.750	1992	5	3	0	.625
1993	6	2	0	.750	1993	6	2	0	.750
1994	4	4	0	.500	1994	3	5	0	.375
1995	6	2	0	.750	1995	4	4	0	.500
1996	7	1	0	.875	1996	3	5	0	.375
1997	4	4	0	.500	1997	2	6	0	.250
1998	6	2	0	.750	1998	4	4	0	.500
1999	6	2	0	.750	1999	5	3	0	.625
2000	5	3	0	.625	2000	3	5	0	.375
2001	1	7	0	.125	2001	2	6	0	.250
2002	5	3	0	.625	2002	3	5	0	.375
2003	4	4	0	.500	2003	2	6	0	.250
2004	5	3	0	.625	2004	4	4	0	.500
2005	4	4	0	.500	2005	1	7	0	.125
2006	4	4	0	.500	2006	3	5	0	.375
2007	4	4	0	.500	2007	3	5	0	.375
2008	3	5	0	.375	2008	4	4	0	.500
2009	3	5	0	.375	2009	3	5	0	.375
2010	2	6	0	.250	2010	2	6	0	.250
2011	5	3	0	.625	2011	1	7	0	.125
2012	4	4	0	.500	2012	2	6	0	.250
2013	4	4	0	.500	2013	2	6	0	.250
2014	5	3	0	.625	2014	4	4	0	.500
2015	5	3	0	.625	2015	3	5	0	.375
Totals	228	195	4	.539	Totals	165	256	4	.393

56 YEAR TOTALS

	W	L	T	Pct.
Home Games	228	195	4	.539
Road Games	165	256	4	.393
Playoff Games – Home	10	3	0	.769
Playoff Games – Road	4	8	0	.333
Neutral Site Playoff Game	0	4	0	.000
TOTALS	407	466	8	.467

BILLS OFFENSE YEAR-BY-YEAR

YEAR	TOTAL PLAYS	FIRST DOWNS	RUSH YARDS	PASS YARDS	NET YARDS	TOTAL POINTS
1960	909	211	1,211	2,689	3,900	296
1961	940	243	1,606	2,344	3,950	294
1962	875	238	2,480	1,984	4,464	309
1963	945	272	1,838	3,080	4,918	304
1964	924	255	2,040	3,166	5,206	400
1965	882	206	1,288	2,461	3,749	313
1966	944	255	1,892	2,856	4,748	358
1967	850	203	1,271	2,317	3,588	237
1968	844	159	1,527	1,343	2,870	199
1969	868	224	1,522	2,345	3,867	230
1970	822	203	1,465	2,430	3,895	204
1971	770	185	1,337	24th 1,989	18th 3,326	25th 184
1972	877	221	2,132	6th 1,601	24th 3,733	18th 257
1973	849	219	3,088	1st** 997	26th 4,085	10th 259
1974	829	220	2,094	9th 1,492	25th 3,586	23rd 264
1975	964	318	2,974	1st 2,493	8th 5,467	1st 420
1976	964	250	2,566	3rd 1,838	18th 4,404	12th 245
1977	944	246	1,861	18th 2,530	1st 4,391	8th 160
1978	974	274	2,381	10th 2,249	20th 4,630	20th 302
1979	982	252	1,621	28th 3,216	9th 4,837	21st 268
1980	1,084	317	2,222	8th 2,750	23rd 4,972	18th 320
1981	1,043	315	2,125	13th 3,515	9th 5,640	8th 311
1982	604	180	1,371	1st 1,556	20th 2,927	11th 150
1983	1,023	309	1,736	24th 3,087	18th 4,823	25th 283
1984	1,046	263	1,643	26th 2,698	25th 4,341	27th 250
1985	971	256	1,611	24th 2,984	21st 4,595	25th 200
1986	963	291	1,654	21st 3,363	15th 5,017	19th 287
1987	1,018	294	1,840	17th 2,901	18th 4,741	16th 270
1988	1,012	313	2,133	7th 3,182	15th 5,315	12th 329
1989	1,045	334	2,264	3rd 3,589	8th 5,853	5th 409
1990	931	302	2,080	7th 3,196	10th 5,276	6th 428
1991	1,056	359**	2,381	1st 3,871	4th 6,252	1st** **458
1992	1,087	350	2,436	1st 3,457	6th 5,893	2nd 381
1993	1,078	316	1,943	8th 3,317	11th 5,260	6th 329
1994	1,066	319	1,831	8th 3,413	10th 5,244	10th 340
1995	1,059	302	1,993	6th 3,124	21st 5,117	20th 350
1996	1,094	294	1,901	7th 3,218	10th 5,119	10th 319
1997	1,014	268	1,782	14th 2,875	25th 4,657	25th 255
1998	1,033	319	2,161	3rd 3,380	12th 5,541	6th 400
1999	1,059	313	2,040	8th 3,293	20th (T) 5,333	11th 320
2000	1,080	309	1,922	9th 3,576	13th 5,498	11th 315
2001	1,009	287	1,686	22nd 3,451	12th 5,137	13th 265
2002	1,054	355	1,596	24th 3,995	5th** 5,591	11th 379
2003	980	268	1,664	21st 2,684	28th 4,348	30th 243
2004	982	271	1,874	13th 2,817	27th 4,691	25th 395
2005	930	259	1,607	20th 2,515	29th 4,122	28th 271
2006	898	234	1,552	27th 2,719	28th 4,271	30th 300
2007	919	248	1,800	15th 2,634	30th 4,434	30th 252
2008	956	287	1,842	14th 3,040	22nd 4,882	25th 336
2009	911	233	1,867	16th 2,515	30th 4,382	30th 258
2010	954	263	1,720	18th 3,158	24th 4,878	25th 283
2011	992	313	1,921	13th 3,703	15th 5,624	14th 372
2012	983	301	2,217	6th 3,269	25th 5,486	19th 344
2013	1,116**	301	2,307	2nd 3,103	28th 5,410	19th 339
2014	1,020	273	1,482	25th 3,614	18th 5,096	26th 343
2015	1,016	297	2,432	1st 3,343	28th 5,775	13th 379
TOTAL	44,042	14,866	106,830	158,325	265,155	16,966

**Team Record (non-strike years)

BILLS DEFENSE YEAR-BY-YEAR

YEAR	TOTAL PLAYS	FIRST DOWNS	RUSH YARDS	PASS YARDS	NET YARDS	TOTAL POINTS
1960	903	225	1,393	2,461	3,854	303
1961	815	200	1,377	2,887	4,264	342
1962	845	229	1,687	2,742	4,429	272
1963	813	**224	1,217	2,856	4,073	291
1964	867	206	913**	2,965	3,878	242
1965	890	226	1,114	3,170	4,284	226
1966	842	192	1,051	3,058	4,109	255
1967	857	201	1,622	1,825	3,447	285
1968	876	210	2,021	2,204	4,225	367
1969	853	236	1,858	2,476	4,334	359
1970	853	213	1,718	2,088	3,806	337
1971	895	250	2,496	26th 2,108	11th 4,604	25th 394
1972	862	249	2,241	22nd 1,951	7th 4,192	17th 377
1973	855	231	1,797	7th 2,118	17th 3,915	14th 230
1974	832	219	1,878	14th 1,611	3rd** 3,489	5th 244
1975	941	300	1,993	14th 3,080	26th 5,073	24th 355
1976	898	261	2,465	23rd 2,265	20th 4,730	23rd 363
1977	922	260	2,405	25th 2,048	16th 4,453	23rd 313
1978	1,016	305	3,228	28th 1,960	1st 5,188	24th 354
1979	1,022	273	2,481	24th 2,530	6th 5,011	14th 279
1980	952	251	1,819	9th 2,282	2nd 4,101	1st 260
1981	1,037	298	2,075	17th 2,870	4th 4,945	7th 276
1982	536	151	1,034	16th 1,300	2nd 2,334	2nd 154
1983	1,078	332	2,503	24th 3,306	18th 5,809	24th 351
1984	1,052	345	2,106	19th 3,476	19th 5,582	23rd 454
1985	1,071	320	2,462	26th 3,078	11th 5,540	17th 381
1986	1,071	334	1,721	9th 3,802	27th 5,523	24th 348
1987	1,022	297	2,052	22nd 2,854	9th 4,906	12th 305
1988	971	299	1,854	12th 2,724	4th 4,578	4th 237
1989	1,030	299	1,840	14th 3,206	10th 5,046	11th 317
1990	981	288	1,808	15th 2,799	7th 4,607	8th 263
1991	1,086	335	2,044	24th 3,414	21st 5,458	27th 318
1992	991	278	1,395	2nd (T) 3,209	20th 4,604	12th 283
1993	1,119	331	1,921	21st 3,633	24th 5,554	27th 242
1994	1,007	294	1,515	8th 3,660	23rd 5,175	17th 356
1995	1,084	287	1,626	11th 3,502	16th 5,128	13th 335
1996	1,105	284	1,669	8th 3,068	3rd 4,737	5th 266
1997	1,041	265	1,792	15th 3,061	12th 4,853	9th 367
1998	950	283	1,493	5th 3,198	14th 4,691	6th 333
1999	950	244	1,370	4th 2,675	1st 4,045	1st 229
2000	966	252	1,559	6th 2,867	4th 4,426	3rd 350
2001	969	302	2,133	26th 3,159	13th 5,292	21st 420
2002	999	303	2,122	29th 3,067	6th 5,189	15th 397
2003	1,010	270	1,606	8th 2,707	2nd 4,313	2nd 279
2004	978	258	1,604	7th 2,624	3rd 4,228	2nd 284
2005	1,030	343	2,205	31st 3,291	19th 5,496	29th 367
2006	1,029	298	2,254	25th 3,019	7th 5,273	18th 311
2007	1,047	322	1,993	25th 3,814	29th 5,807	31th 354
2008	971	293	1,946	22th 3,271	13th 5,217	14th 342
2009	1,086	310	2,501	30th 2,948	2nd 5,449	19th 326
2010	1,071	335	2,714	32nd 3,072	3rd 5,786	24th 425
2011	1,003	340	2,224	28th 3,714	19th 5,938	26th 434
2012	1,042	349	2,333	31st 3,473	10th 5,806	22nd 435
2013	1,089	308	2,063	28th 3,271	4th 5,334	10th 308
2014	1,027	302	1,703	11th 3,292	3rd 4,995	4th 302
2015	1,017	321	1,730	16th 3,972	19th 5,702	19th 359
TOTAL	54,125	15,422	105,744	161,081	266,825	17,956

**Team Record (non-strike years)

HISTORY

BILLS ATTENDANCE YEAR-BY-YEAR

YEAR	SEASON TICKET SALES	TOTAL HOME ATT.	TOTAL ROAD ATT.	YEARLY TOTAL ATT.	YEARLY GAMES PLAYED	YEARLY AVG. ATT.
1960	5,265	111,860	106,921	218,781	14	15,627
1961	6,330	133,408	99,324	232,732	14	16,624
1962	6,947	195,456	148,279	343,735	14	24,553
1963	9,996 *	240,763	132,310 *	373,073 *	15 *	24,872
1964	20,000 *	297,576	214,052 *	512,078 *	15 *	34,139
1965	26,303	306,675 *	239,707 *	546,382 *	15 *	36,425
1966	23,248 *	341,207	273,629 *	614,836 *	15 *	40,989
1967	23,562	280,461	248,277	528,738	14	37,767
1968	21,276	251,796	244,633	496,429	14	35,459
1969	22,654	286,466	323,698	610,164	14	43,583
1970	22,558	277,966	371,115	649,081	14	46,363
1971	21,671	274,441	383,763	658,204	14	47,015
1972	24,700	313,667	435,896	749,573	14	53,541
•1973	52,474	531,270	398,315	929,585	14	66,399
•1974	54,182	547,237 *	457,092 *	1,004,329 *	15 *	66,955
•1975	43,184	514,386	387,257	901,643	14	64,403
1976	33,308	390,095	370,658	760,753	14	54,340
1977	20,624	286,413	368,700	655,113	14	46,794
1978	18,084	377,482	364,231	741,713	16	46,357
1979	20,287	451,140	392,100	843,240	16	52,703
1980	21,413	585,649 *	415,297 *	1,000,946 *	17 *	58,879
1981	30,288	601,712 *	534,235 *	1,135,947 *	18 *	63,108
1982	30,139	302,457	219,307	521,764	9	57,974
1983	21,324	479,924	342,834	822,758	16	51,422
1984	19,179	359,499	409,650	769,149	16	48,072
1985	19,031	303,095	421,916	725,011	16	45,313
1986	28,225	527,813	380,630	908,443	16	56,778
1987	33,625	437,187	370,932	808,119	15	53,875
•1988	40,117 *	702,325 *	544,946 *	1,247,271 *	18 *	69,293
•1989	47,865	619,714 *	483,102 *	1,102,816 *	17 *	64,872
•1990	46,037 *	778,960 *	574,860 *	1,353,820 *	19 *	71,254
•1991	54,604 *	796,343	565,539 *	1,361,882 *	19 *	71,678
•1992	57,132 *	698,473 *	719,715 *	1,418,188 *	20 *	70,909
•1993	53,004 *	765,349 *	572,021 *	1,337,370 *	19 *	70,388
1994	44,009	595,543	487,378	1,082,921	16	67,683
1995	40,806 *	625,497 *	585,942 *	1,211,439 *	18 *	67,302
1996	41,504 *	668,534	470,659	1,139,193 *	17 *	67,011
1997	35,608	523,763	469,716	993,479	16	62,092
1998	31,141	560,570	554,593	1,115,163 *	17 *	65,598
1999	37,597	561,269	609,424	1,170,693	17	68,864
2000	36,501	555,695	537,892	1,093,587	16	68,349
2001	36,354	504,736	501,218	1,005,954	16	62,872
2002	37,867	547,702	571,944	1,119,646	16	69,978
2003	43,416	584,122	567,996	1,152,118	16	72,007
2004	42,553	574,399	538,132	1,112,531	16	69,533
2005	47,246	575,248	514,960	1,090,208	16	68,138
2006	43,187	541,169	539,938	1,081,107	16	67,569
2007	48,258	568,437	572,533	1,140,970	16	71,311
2008	56,011	551,969	550,452	1,102,421	16	68,901
2009	55,194	528,377	515,222	1,043,549	16	65,222
2010	44,084	493,112	541,538	1,034,650	16	64,666
2011	37,355	490,443	542,166	1,032,609	16	64,538
2012	43,265	495,423	537,840	1,033,263	16	64,579
2013	42,540	502,842	529,634	1,032,476	16	64,530
2014	47,482	539,148	545,794	1,084,942	16	67,808
2015	60,102	559,047	581,762	1,140,809	16	71,301
TOTAL	1,930,716 *	26,529,408 *	23,859,387 *	50,388,795 *	881 *	57,195

* Led the NFL in attendance

* Includes playoff games

YEAR-BY-YEAR RUSHING LEADERS

YEAR	PLAYER	NO.	YARDS	AVG.	LONG	TDS
1960	Wray Carlton	137	533	3.9	54t	7
1961	Art Baker	152	498	3.3	35	3
1962	Cookie Gilchrist	214	1,096	5.1	44	13
1963	Cookie Gilchrist	232	979	4.2	32	12
1964	Cookie Gilchrist	230	981	4.3	67	6
1965	Wray Carlton	156	592	3.8	80t	6
1966	Bobby Burnett	187	766	4.1	32	4
1967	Keith Lincoln	159	601	3.8	28	4
1968	Max Anderson	147	525	3.6	45	2
1969	O.J. Simpson	181	697	3.9	32t	2
1970	O.J. Simpson	120	488	4.1	56t	5
1971	O.J. Simpson	183	742	4.1	46t	5
1972	O.J. Simpson	292	1,251	4.3	94t	6
1973	O.J. Simpson	332	2,003	6.0	80t	12
1974	O.J. Simpson	270	1,125	4.2	41	3
1975	O.J. Simpson	329	1,817	5.5	88t	16
1976	O.J. Simpson	290	1,503	5.2	75t	8
1977	O.J. Simpson	126	557	4.4	39	0
1978	Terry Miller	238	1,060	4.5	60t	7
1979	Curtis Brown	172	574	3.3	25	1
1980	Joe Cribbs	306	1,185	3.9	48	11
1981	Joe Cribbs	257	1,097	4.3	35	3
1982	Joe Cribbs	134	633	4.7	62t	3
1983	Joe Cribbs	263	1,131	4.3	45	3
1984	Greg Bell	262	1,100	4.2	85t	7
1985	Greg Bell	223	883	4.0	77t	8
1986	Robb Riddick	150	632	4.2	41t	4
1987	Ronnie Harmon	116	485	4.2	21	2
1988	Thurman Thomas	207	881	4.3	37t	2
1989	Thurman Thomas	298	1,244	4.2	38	6
1990	Thurman Thomas	271	1,297	4.8	80t	11
1991	Thurman Thomas	288	1,407	4.9	33	7
1992	Thurman Thomas	312	1,487	4.8	44	9
1993	Thurman Thomas	355	1,315	3.7	27	6
1994	Thurman Thomas	287	1,093	3.8	29	7
1995	Thurman Thomas	267	1,005	3.8	49	6
1996	Thurman Thomas	281	1,033	3.7	36	8
1997	Antowain Smith	194	840	4.3	56t	8
1998	Antowain Smith	300	1,124	3.7	30	8
1999	Jonathan Linton	205	695	3.4	18	5
2000	Shawn Bryson	161	591	3.7	24	0
2001	Travis Henry	213	729	3.4	25	4
2002	Travis Henry	325	1,438	4.4	34	13
2003	Travis Henry	331	1,356	4.1	64	10
2004	Willis McGahee	284	1,128	4.0	41	13
2005	Willis McGahee	325	1,247	3.8	27	5
2006	Willis McGahee	259	990	3.8	57t	6
2007	Marshawn Lynch	280	1,115	4.0	56t	7
2008	Marshawn Lynch	250	1,036	4.1	50	8
2009	Fred Jackson	237	1,062	4.5	43	2
2010	Fred Jackson	222	927	4.2	39	5
2011	Fred Jackson	170	934	5.5	80t	6
2012	C.J. Spiller	207	1,244	6.0	62	6
2013	C.J. Spiller	202	933	4.6	77	2
2014	Fred Jackson	141	525	3.7	38	2
2015	LeSean McCoy	203	895	4.4	22	3

YEAR-BY-YEAR RECEIVING LEADERS

YEAR	PLAYER	NO.	YARDS	AVG.	LONG	TDS
1960	Tom Rychlec	45	590	13.1	36	0
1961	Glenn Bass	50	765	15.3	76t	3
1962	Ernie Warlick	35	482	13.8	25	2
1963	Bill Miller	69	860	12.5	36	3
1964	Glenn Bass	43	897	20.9	94t	7
1965	Bo Roberson	31	483	15.6	74t	3
1966	Elbert Dubenion	50	747	14.9	46	2
1967	Keith Lincoln	41	558	13.6	60t	5
1968	Haven Moses	42	633	15.1	55t	2
1969	Haven Moses	39	752	19.3	55t	5
1970	Marlin Briscoe	57	1,036	18.2	48	8
1971	Marlin Briscoe	44	603	13.7	75t	5
1972	J.D. Hill	52	754	14.5	58t	5
1973	Bob Chandler	30	427	14.2	37t	3
1974	Ahmad Rashad	36	433	12.0	29	4
1975	Bob Chandler	55	746	13.6	35	6
1976	Bob Chandler	61	824	13.5	58t	10
1977	Bob Chandler	60	745	12.4	31	4
1978	Bob Chandler	44	581	13.2	44	5
1979	Frank Lewis	54	1,082	20.0	55	2
1980	Jerry Butler	57	832	14.6	69	6
1981	Frank Lewis	70	1,244	17.8	33	4
1982	Frank Lewis	28	443	15.8	39	2
1983	Joe Cribbs	57	524	9.2	33t	7
1984	Byron Franklin	69	862	12.5	64t	4
1985	Greg Bell	58	576	9.9	49	1
1986	Andre Reed	53	739	13.9	55t	7
1987	Andre Reed	57	752	13.2	40	5
1988	Andre Reed	71	968	13.6	65t	6
1989	Andre Reed	88	1,312	14.9	78t	9
1990	Andre Reed	71	945	13.3	56t	8
1991	Andre Reed	81	1,113	13.7	55	10
1992	Andre Reed	65	913	14.0	51	3
1993	Pete Metzelaars	68	609	9.0	51	4
1994	Andre Reed	90	1,303	14.5	83t	8
1995	Bill Brooks	53	763	14.4	51t	11
1996	Andre Reed	66	1,036	15.7	67t	6
1997	Andre Reed	60	880	14.7	77t	5
1998	Eric Moulds	67	1,368	20.4	84t	9
1999	Eric Moulds	65	994	15.3	54t	7
2000	Eric Moulds	94	1,326	14.1	52	5
2001	Larry Centers	80	620	7.8	26	2
2002	Eric Moulds	100	1,292	12.9	70t	10
2003	Eric Moulds	64	780	12.2	49	1
2004	Eric Moulds	88	1,043	11.9	49	5
2005	Eric Moulds	81	816	10.1	55t	4
2006	Lee Evans	82	1,292	15.8	83t	8
2007	Lee Evans	55	849	15.4	85t	5
2008	Lee Evans	63	1,017	16.1	87t	3
2009	Terrell Owens	55	829	15.1	98t	5
2010	Stevie Johnson	82	1,073	13.1	45	10
2011	Stevie Johnson	76	1,004	13.2	55	7
2012	Stevie Johnson	79	1,046	13.2	63	6
2013	Scott Chandler	53	655	12.4	33t	2
2014	Sammy Watkins	65	982	15.1	84	6
2015	Sammy Watkins	60	1,047	17.5	63	9

YEAR-BY-YEAR PASSING LEADERS

YEAR	PLAYER	ATT.	COMP.	YARDS	INT.	LONG	TDS	PCT.
1960	John Green	228	89	1,267	10	70t	10	.390
1961	M.C. Reynolds	181	83	1,004	13	52	2	.459
1962	Warren Rabb	177	67	1,196	14	76t	10	.378
1963	Jack Kemp	384	194	2,914	20	89t	13	.505
1964	Jack Kemp	269	119	2,285	26	94t	13	.442
1965	Jack Kemp	391	179	2,368	18	78t	10	.458
1966	Jack Kemp	389	166	2,451	16	55	11	.427
1967	Jack Kemp	369	161	2,503	26	63t	14	.436
1968	Dan Darragh	215	92	917	14	41	3	.428
1969	Jack Kemp	344	170	1,981	22	55t	13	.494
1970	Dennis Shaw	321	178	2,507	20	48	10	.555
1971	Dennis Shaw	291	149	1,813	26	75t	11	.512
1972	Dennis Shaw	258	136	1,666	17	58t	14	.527
1973	Joe Ferguson	164	73	939	10	42	4	.445
1974	Joe Ferguson	232	119	1,588	12	55t	12	.513
1975	Joe Ferguson	321	169	2,426	17	77t	25	.526
1976	Joe Ferguson	151	74	1,086	1	58t	9	.490
1977	Joe Ferguson	457	221	2,803	24	42	12	.484
1978	Joe Ferguson	330	175	2,136	15	92t	16	.530
1979	Joe Ferguson	458	238	3,572	15	84t	14	.520
1980	Joe Ferguson	439	251	2,805	18	69	20	.572
1981	Joe Ferguson	498	252	3,652	20	67t	24	.506
1982	Joe Ferguson	264	144	1,597	16	47	7	.546
1983	Joe Ferguson	508	281	2,995	25	43t	26	.553
1984	Joe Ferguson	344	191	1,991	17	68t	12	.555
1985	Vince Ferragamo	287	149	1,677	17	48	5	.519
1986	Jim Kelly	480	285	3,593	17	84t	22	.594
1987	Jim Kelly	419	250	2,798	11	47	19	.597
1988	Jim Kelly	452	269	3,380	17	66t	15	.595
1989	Jim Kelly	391	228	3,130	18	78t	25	.583
1990	Jim Kelly	346	219	2,829	9	71	24	.633
1991	Jim Kelly	474	304	3,844	17	77t	33	.641
1992	Jim Kelly	462	269	3,457	19	65t	23	.582
1993	Jim Kelly	470	288	3,382	18	65t	18	.613
1994	Jim Kelly	448	285	3,114	17	83t	22	.636
1995	Jim Kelly	458	255	3,130	13	77t	22	.557
1996	Jim Kelly	379	222	2,810	19	67t	14	.586
1997	Todd Collins	391	215	2,367	13	77t	12	.550
1998	Doug Flutie	354	202	2,711	11	84t	20	.571
1999	Doug Flutie	478	264	3,171	16	54t	19	.552
2000	Rob Johnson	306	175	2,125	7	74t	12	.572
2001	Alex Van Pelt	307	178	2,056	11	80t	12	.580
2002	Drew Bledsoe	610	375	4,359	15	73t	24	.615
2003	Drew Bledsoe	471	274	2,860	12	54	11	.582
2004	Drew Bledsoe	448	256	2,932	16	69	20	.571
2005	Kelly Holcomb	230	155	1,509	8	65	10	.673
2006	JP Losman	429	268	3,051	14	83t	19	.625
2007	Trent Edwards	269	151	1,630	8	70t	7	.561
2008	Trent Edwards	374	245	2,699	10	65	11	.655
2009	Ryan Fitzpatrick	227	127	1,422	10	98t	9	.559
2010	Ryan Fitzpatrick	441	255	3,000	15	65t	23	.578
2011	Ryan Fitzpatrick	569	353	3,832	23	60t	24	.620
2012	Ryan Fitzpatrick	505	306	3,400	16	68t	24	.606
2013	EJ Manuel	306	180	1,972	9	45	11	.588
2014	Kyle Orton	447	287	3,018	18	84	18	.642
2015	Tyrod Taylor	380	242	3,035	6	63	20	.637

YEAR-BY-YEAR SCORING LEADERS

YEAR	PLAYER	TDS	PATS	FGS	POINTS
1960	Wray Carlton, RB	11	0/0	0/0	66
1961	Elbert Dubenion, WR	8	0/0	0/0	48
1962	Cookie Gilchrist, RB	15	14/17	8/20	128
1963	Cookie Gilchrist, RB	14	0/0	0/0	84
1964	Pete Gogolak, K	0	45/46	19/29	102
1965	Pete Gogolak, K	0	31/31	28/46	115
1966	Booth Lusteg, K	0	41/42	19/38	98
1967	Mike Mercer, K	0	25/25	16/27	73
1968	Bruce Alford, K	0	15/15	14/24	57
1969	Bruce Alford, K	0	23/24	17/26	74
1970	Grant Guthrie, K	0	24/25	10/19	54
1971	John Leyoldt, K	0	12/12	9/15	39
1972	John Leyoldt, K	0	29/30	16/24	77
1973	John Leyoldt, K	0	27/27	21/30	90
1974	John Leyoldt, K	0	25/29	19/33	82
1975	O.J. Simpson, RB	23	0/0	0/0	138
1976	Bob Chandler, WR	10	0/1	0/0	60
1977	Carson Long, K	0	13/14	7/11	34
1978	Tom Dempsey, K	0	36/39	10/13	66
1979	Nick Mike-Mayer, K	0	17/18	20/29	77
1980	Nick Mike-Mayer, K	0	37/39	13/23	76
1981	Nick Mike-Mayer, K	0	37/37	14/24	79
1982	Efren Herrera, K	0	11/12	8/14	35
1983	Joe Danelo, K	0	33/35	10/20	63
1984	Greg Bell, RB	8	0/0	0/0	48
1985	Scott Norwood, K	0	23/23	13/17	62
1986	Scott Norwood, K	0	32/34	17/27	83
1987	Scott Norwood, K	0	31/31	10/15	61
1988	Scott Norwood, K	0	33/33	32/37	129
1989	Scott Norwood, K	0	46/47	23/30	115
1990	Scott Norwood, K	0	50/52	20/29	110
1991	Scott Norwood, K	0	56/58	18/29	110
1992	Steve Christie, K	0	43/44	24/30	115
1993	Steve Christie, K	0	36/37	23/32	105
1994	Steve Christie, K	0	38/38	24/28	110
1995	Steve Christie, K	0	33/35	31/40	126
1996	Steve Christie, K	0	33/33	24/29	105
1997	Steve Christie, K	0	21/21	24/30	93
1998	Steve Christie, K	0	41/41	33/41	140
1999	Steve Christie, K	0	33/33	25/34	108
2000	Steve Christie, K	0	31/31	26/35	109
2001	Jake Arians, K	0	16/17	12/21	52
2002	Mike Hollis, K	0	40/40	25/33	115
2003	Rian Lindell, K	0	24/24	17/24	75
2004	Rian Lindell, K	0	45/45	24/28	117
2005	Rian Lindell, K	0	26/26	29/35	113
2006	Rian Lindell, K	0	33/33	23/25	102
2007	Rian Lindell, K	0	24/24	24/27	96
2008	Rian Lindell, K	0	34/34	30/38	124
2009	Rian Lindell, K	0	24/24	28/33	108
2010	Rian Lindell, K	0	31/32	16/21	79
2011	Rian Lindell, K	0	25/25	13/15	64
2012	Rian Lindell, K	0	39/39	21/24	102
2013	Dan Carpenter, K	0	32/32	33/36	131
2014	Dan Carpenter, K	0	31/32	34/38	133
2015	Dan Carpenter, K	0	34/40	23/27	103

YEAR-BY-YEAR PUNTING LEADERS

YEAR	PLAYER	NO.	YARDS	AVG	LONG	BLK
1960	Billy Atkins	89	3,468	39.0	58	0
1961	Billy Atkins	84	3,783	45.0	70	1
1962	Wayne Crow	76	2,946	38.8	59	1
1963	Daryle Lamonica	52	2,086	40.1	57	1
1964	Paul Maguire	65	2,777	42.7	64	0
1965	Paul Maguire	80	3,437	43.0	68	0
1966	Paul Maguire	69	2,841	41.2	61	0
1967	Paul Maguire	77	3,320	43.1	64	0
1968	Paul Maguire	100	4,175	41.8	61	1
1969	Paul Maguire	78	3,471	44.5	78	1
1970	Paul Maguire	83	3,228	38.9	58	1
1971	Spike Jones	72	2,966	41.2	62	1
1972	Spike Jones	80	3,104	38.8	67	1
1973	Spike Jones	66	2,660	40.3	62	0
1974	Marv Bateman	34	1,494	43.9	66	0
1975	Marv Bateman	61	2,536	41.6	74	2
1976	Marv Bateman	86	3,678	42.8	78	1
1977	Marv Bateman	81	3,229	39.9	75	2
1978	Rusty Jackson	87	3,373	38.8	70	2
1979	Rusty Jackson	96	3,671	38.2	60	0
1980	Greg Cater	73	2,828	38.7	61	1
1981	Greg Cater	80	3,175	39.7	71	0
1982	Greg Cater	35	1,328	37.9	61	0
1983	Greg Cater	89	3,533	39.7	60	0
1984	John Kidd	88	3,696	42.0	63	2
1985	John Kidd	92	3,818	41.5	67	0
1986	John Kidd	75	3,031	40.4	57	0
1987	John Kidd	64	2,495	39.0	67	0
1988	John Kidd	62	2,451	39.5	60	0
1989	John Kidd	65	2,564	39.4	60	2
1990	Rick Tutten	53	2,107	39.8	55	0
1991	Chris Mohr	54	2,085	38.6	58	0
1992	Chris Mohr	60	2,531	42.2	61	0
1993	Chris Mohr	74	2,991	40.4	58	0
1994	Chris Mohr	67	2,799	41.8	71	0
1995	Chris Mohr	86	3,473	40.4	60	0
1996	Chris Mohr	101	4,194	41.5	80	0
1997	Chris Mohr	90	3,764	41.8	59	1
1998	Chris Mohr	69	2,882	41.8	57	0
1999	Chris Mohr	73	2,840	38.9	60	0
2000	Chris Mohr	95	3,661	38.5	57	1
2001	Brian Moorman	80	3,262	40.8	66	0
2002	Brian Moorman	66	2,844	43.1	84	1
2003	Brian Moorman	85	3,788	44.6	71	0
2004	Brian Moorman	77	3,325	43.2	80	0
2005	Brian Moorman	71	3,242	45.7	68	0
2006	Brian Moorman	92	4,012	43.6	66	0
2007	Brian Moorman	81	3,302	40.8	75	0
2008	Brian Moorman	58	2,557	44.1	63	0
2009	Brian Moorman	90	4,192	46.6	73	0
2010	Brian Moorman	75	3,181	42.4	61	0
2011	Brian Moorman	72	3,472	48.2	66	1
2012	Shawn Powell	65	2,860	44.0	62	0
2013	Brian Moorman	61	2,511	41.2	62	0
2014	Colton Schmidt	86	3,692	42.9	67	0
2015	Colton Schmidt	82	3,797	46.3	65	0

YEAR-BY-YEAR PUNT RETURN LEADERS

YEAR	PLAYER	NO.	FC	YARDS	AVG.	LONG	TDS
1960	Joe Kulbacki	12	13	100	8.3	33	0
1961	Glenn Bass	8	17	75	9.4	32	0
1962	Willie West	15	3	124	8.3	45	0
1963	Ray Abruzzese	17	8	152	8.9	32	0
1964	Hagood Clarke	33	3	317	9.6	53t	1
1965	George Byrd	22	4	220	10.0	30	0
1966	Ed Rutkowski	18	4	209	11.6	73t	1
1967	George Byrd	30	5	142	4.7	19	0
1968	Hagood Clarke	29	2	241	8.3	82t	1
1969	Max Anderson	19	4	142	7.5	30	0
1970	Tommy Pharr	23	4	184	8.0	54	0
1971	Ike Hill	14	2	133	9.5	68t	1
1972	Alvin Wyatt	11	5	85	7.7	27	0
1973	Donnie Walker	25	4	210	8.4	23	0
1974	Donnie Walker	43	2	384	8.9	52	0
1975	Gary Hayman	25	8	216	8.6	30	0
1976	Keith Moody	16	8	166	10.4	67t	1
1977	Keith Moody	15	6	196	13.1	91t	1
1978	Keith Moody	19	5	240	12.6	82t	1
1979	Keith Moody	38	10	318	8.4	32	0
1980	Joe Cirbbs	29	7	154	5.3	16	0
1981	Roland Hooks	17	2	142	8.4	25	0
1982	Mike Mosley	11	6	61	5.5	16	0
1983	Robb Riddick	42	5	241	5.7	24	0
1984	Don Wilson	33	8	297	9.0	65t	1
1985	Don Wilson	16	5	161	10.1	30	0
1986	Ron Pitts	18	11	194	10.8	49t	1
1987	Ron Pitts	23	12	149	6.5	19	0
1988	Flip Johnson	16	3	72	4.5	16	0
1989	Mickey Sutton	26	9	231	8.9	26	0
1990	Al Edwards	14	5	92	6.6	16	0
1991	Clifford Hicks	12	7	203	16.9	59	0
1992	Clifford Hicks	29	6	289	10.0	42	0
1993	Russell Copeland	31	7	274	8.8	47t	1
1994	Jeff Burris	32	6	332	10.4	57	0
1995	Jeff Burris	20	1	229	11.5	40	0
1996	Jeff Burris	27	7	286	10.6	45	0
1997	Jeff Burris	21	8	198	9.4	32	0
1998	Kevin Williams	37	11	369	10.0	73	0
1999	Kevin Williams	33	17	331	10.0	27	0
2000	Chris Watson	33	18	163	4.9	20	0
2001	Peerless Price	19	8	110	5.8	24	0
2002	Charlie Rogers	26	11	137	5.3	16	0
2003	Nate Clements	14	11	137	9.8	35	0
2004	Nate Clements	35	10	327	9.3	86t	1
2005	Roscoe Parrish	14	9	186	13.3	43	0
2006	Roscoe Parrish	32	9	364	11.4	82t	1
2007	Roscoe Parrish	27	2	440	16.3	74t	1
2008	Roscoe Parrish	21	10	322	15.3	63t	1
2009	Roscoe Parrish	24	13	133	5.5	31	0
2010	C.J. Spiller	12	8	175	14.6	34	0
2011	C.J. Spiller	13	8	127	9.8	45	0
2012	Leodis McKelvin	23	14	431	18.7	88t	2
2013	Leodis McKelvin	32	13	180	5.6	21	0
2014	Leodis McKelvin	21	21	183	8.7	24	0
2015	Marcus Thigpen	18	9	118	6.6	16	0

YEAR-BY-YEAR KICK RETURN LEADERS

YEAR	PLAYER	NO.	YARDS	AVG.	LONG	TDS
1960	Joe Kulbacki	13	226	17.4	25	0
1961	Elbert Dubenion	16	329	20.6	33	0
1962	Willie Jones	14	287	20.5	27	0
1963	Ed Rutkowski	13	396	30.5	65	0
1964	Ed Rutkowski	21	498	23.7	57	0
1965	Charley Warner	32	825	25.8	102t	2
1966	Charley Warner	33	846	25.6	95t	1
1967	Charley Bivins	16	380	23.8	55	0
1968	Max Anderson	39	971	24.9	100t	1
1969	Bubba Thornton	30	749	25.0	58	0
1970	Glenn Alexander	12	204	17.0	30	0
1971	Alvin Wyatt	30	762	25.4	39	0
1972	Alvin Wyatt	17	432	25.4	43	0
1973	Wallace Francis	23	687	29.9	101t	2
1974	Wallace Francis	37	947	25.6	74	0
1975	Vic Washington	35	923	26.4	59	0
1976	Keith Moody	26	605	23.3	41	0
1977	Keith Moody	30	636	21.2	45	0
1978	Curtis Brown	17	428	25.2	102t	1
1979	Keith Moody	27	556	20.6	35	0
1980	Terry Miller	16	303	18.9	43	0
1981	Byron Franklin	21	436	20.8	33	0
1982	Mike Mosley	18	487	27.1	66	0
1983	Van Williams	22	494	22.5	60	0
1984	Van Williams	39	820	21.0	65	0
1985	Don Wilson	22	465	21.1	37	0
1986	Ronnie Harmon	18	321	17.8	32	0
1987	Steve Tasker	11	197	17.9	39	0
1988	Erroll Tucker	15	310	20.7	30	0
1989	Ronnie Harmon	18	409	22.7	49	0
1990	Don Smith	32	643	20.1	38	0
1991	Al Edwards	31	623	20.1	91t	1
1992	Ken Davis	14	251	17.9	35	0
1993	Russell Copeland	24	436	18.2	28	0
1994	Yonel Jourdain	27	601	22.3	42	0
1995	Darick Holmes	39	799	20.5	42	0
1996	Eric Moulds	52	1,205	23.2	97t	1
1997	Eric Moulds	43	921	21.4	53	0
1998	Kevin Williams	47	1,059	22.5	46	0
1999	Kevin Williams	42	840	20.0	62	0
2000	Chris Watson	44	894	20.3	37	0
2001	Nate Clements	30	628	20.9	37	0
2002	Charlie Rogers	64	1,280	20.0	90t	1
2003	Antonio Brown	48	1,046	21.8	75	0
2004	Terrence McGee	52	1,370	26.3	104t	3
2005	Terrence McGee	46	1,391	30.2	99t	1
2006	Terrence McGee	52	1,355	26.1	88	0
2007	Terrence McGee	45	1,082	24.0	103t	1
2008	Leodis McKelvin	52	1,468	28.2	98t	1
2009	Fred Jackson	41	1,014	24.7	71	0
2010	C.J. Spiller	44	1,014	23.0	95t	1
2011	Justin Rogers	13	373	28.7	54	0
2012	Leodis McKelvin	18	510	28.3	59	0
2013	Marquise Goodwin	16	351	21.9	28	0
2014	C.J. Spiller	10	306	30.2	102t	1
2015	Marcus Thigpen	17	328	19.3	31	0

YEAR-BY-YEAR KICK SCORING LEADERS

YEAR	PLAYER	PATS	FGS	PCT.	LONG	POINTS
1960	Billy Atkins	27/33	6/13	.462	45	45
1961	Billy Atkins	29/31	2/6	.333	39	35
1962	Cookie Gilchrist	14/17	8/20	.400	42	38
1963	Mack Yoho	32/37	10/23	.434	41	62
1964	Pete Gogolak	45/46	19/29	.655	47	102
1965	Pete Gogolak	31/31	28/46	.609	47	115
1966	Booth Lusteg	41/42	19/38	.500	47	98
1967	Mike Mercer	25/25	16/27	.592	51	73
1968	Bruce Alford	15/15	14/24	.583	51	57
1969	Bruce Alford	23/24	17/26	.653	44	74
1970	Grant Guthrie	24/25	10/19	.526	52	54
1971	John Leypoldt	12/12	9/15	.600	48	39
1972	John Leypoldt	29/30	16/24	.667	48	77
1973	John Leypoldt	27/27	21/30	.700	50	90
1974	John Leypoldt	25/29	19/33	.576	47	82
1975	John Leypoldt	51/57	9/16	.563	45	78
1976	George Jakowenko	21/24	12/17	.706	49	57
1977	Carson Long	13/14	7/11	.636	45	34
1978	Tom Dempsey	36/39	10/13	.769	46	66
1979	Nick Mike-Mayer	17/18	20/29	.689	42	77
1980	Nick Mike-Mayer	37/39	13/23	.565	49	76
1981	Nick Mike-Mayer	37/37	14/24	.583	46	79
1982	Efren Herrera	11/12	8/14	.571	49	35
1983	Joe Danelo	33/35	10/20	.500	48	63
1984	Joe Danelo	17/17	8/16	.500	52	41
1985	Scott Norwood	23/23	13/17	.765	49	62
1986	Scott Norwood	32/34	17/27	.630	48	83
1987	Scott Norwood	31/31	10/15	.667	45	61
1988	Scott Norwood	33/33	32/37	.865	49	129
1989	Scott Norwood	46/47	23/30	.767	48	115
1990	Scott Norwood	50/52	20/29	.690	48	110
1991	Scott Norwood	56/58	18/29	.621	52	110
1992	Steve Christie	43/44	24/30	.800	54	115
1993	Steve Christie	36/37	23/32	.718	59	105
1994	Steve Christie	38/38	24/28	.857	52	110
1995	Steve Christie	33/35	31/40	.775	51	126
1996	Steve Christie	33/33	24/29	.828	48	105
1997	Steve Christie	21/21	24/30	.800	59	93
1998	Steve Christie	41/41	33/41	.805	52	140
1999	Steve Christie	33/33	25/34	.735	52	108
2000	Steve Christie	31/31	26/35	.743	48	109
2001	Jake Ariens	16/17	12/21	.571	49	52
2002	Mike Hollis	40/40	25/33	.758	54	115
2003	Rian Lindell	24/24	17/24	.708	44	75
2004	Rian Lindell	45/45	24/28	.857	43	117
2005	Rian Lindell	26/26	29/35	.829	53	113
2006	Rian Lindell	33/33	23/25	.920	53	102
2007	Rian Lindell	24/24	24/27	.889	52	96
2008	Rian Lindell	34/34	30/38	.789	53	124
2009	Rian Lindell	24/24	28/33	.848	56	108
2010	Rian Lindell	31/32	16/21	.762	51	79
2011	Rian Lindell	25/25	13/15	.867	49	64
2012	Rian Lindell	39/39	21/24	.875	50	102
2013	Dan Carpenter	32/32	33/36	.917	55	131
2014	Dan Carpenter	31/32	34/38	.895	58	133
2015	Dan Carpenter	34/40	23/27	.852	52	103

YEAR-BY-YEAR INTERCEPTION LEADERS

YEAR	PLAYER	NO	YARDS	AVG.	LONG	TDS
1960	Arch Matsos	8	142	17.8	33	1
1961	Bill Atkins	10	158	15.8	29	0
1962	Carl Charon	7	131	18.7	25	1
1963	Willie West	5	57	11.4	23	0
	John Tracey	5	22	4.4	15	0
1964	George Byrd	7	178	25.4	75t	1
1965	Hagood Clarke	7	60	8.6	40	0
1966	Tom Janik	8	136	17.0	37t	2
1967	Tom Janik	10	222	22.2	46	2
1968	George Byrd	6	76	12.7	53t	1
1969	George Byrd	7	95	13.6	32	1
1970	Pete Richardson	5	46	9.2	22	0
1971	Robert James	4	25	6.3	25	0
1972	Ken Lee	6	155	25.8	61t	1
1973	Dwight Harrison	5	117	23.4	38	1
1974	Tony Greene	9	157	17.4	38	0
1975	Dwight Harrison	8	99	12.4	40	0
1976	Tony Greene	5	135	27.0	101t	1
1977	Tony Greene	9	144	16.0	47	0
1978	Mario Clark	5	29	5.8	29	0
1979	Jeff Nixon	6	81	13.5	43	0
1980	Steve Freeman	7	107	15.3	47t	1
1981	Mario Clark	5	142	28.4	53	0
1982	Bill Simpson	4	45	11.3	24	0
1983	Steve Freeman	3	40	13.3	29	0
	Chris Williams	3	6	2.0	4	0
1984	Charles Romes	5	130	26.0	55	0
1985	Charles Romes	7	56	8.0	21	0
1986	Charles Romes	4	23	5.8	23	0
1987	Mark Kelso	6	25	4.2	12	0
1988	Mark Kelso	7	180	25.7	78t	1
1989	Mark Kelso	6	101	16.8	43	0
1990	Kirby Jackson	3	16	5.3	14	0
1991	Nate Odomes	5	120	24.0	48	1
	Darryl Talley	5	45	9.0	13	0
1992	Henry Jones	8	263	32.9	82t	2
1993	Nate Odomes	9	65	7.2	25	0
1994	Matt Darby	4	20	5.0	20	0
1995	Kurt Schulz	6	48	8.0	32t	1
1996	Kurt Schulz	4	24	6.0	19	0
1997	Ken Irvin	2	28	14.0	28	0
	Kurt Schulz	2	23	11.5	21	0
	Marlon Kerner	2	20	10.0	20	0
	Jeff Burris	2	19	9.5	10	0
	Sean Moran	2	12	6.0	12	0
1998	Kurt Schulz	6	48	8.0	24	0
1999	Kurt Schulz	3	26	8.7	26	0
2000	Keion Carpenter	5	63	12.6	22	0
2001	Nate Clements	3	48	16.0	48t	1
2002	Nate Clements	6	82	13.7	42	1
2003	Nate Clements	3	54	18.0	54	1
2004	Nate Clements	6	77	12.8	35	1
2005	Terrence McGee	4	97	24.3	46t	0
	Troy Vincent	4	78	19.5	42	0
2006	London Fletcher-Baker	4	30	7.5	17t	1
2007	Terrence McGee	4	4	1.0	2	0
2008	Terrence McGee	3	36	12.0	36	0
2009	Jairus Byrd	9	118	13.1	37	0
2010	Drayton Florence	3	42	14.0	40t	1
2011	George Wilson	4	24	6.0	12	0
2012	Jairus Byrd	5	81	16.2	45	0
2013	Kiko Alonso	4	38	9.5	32	0
	Jairus Byrd	4	85	21.3	57	0
	Jim Leonhard	4	72	18.0	41	0
	Aaron Williams	4	43	10.8	34	0
2014	Leodis McKelvin	4	10	2.5	9	0
2015	Stephon Gilmore	3	33	11.0	29	0

BILLS SERIES SCORES WITH OPPONENTS



AFC EAST

MIAMI DOLPHINS (42-57-1) Postseason (3-1)

1966 Bills, 58-24(B) 37,546	Bills, 29-0 (M) 37,177
1967 Bills, 35-13(B) 31,622	Dolphins, 17-14(M) 27,050
1968 Tie, 14-14(M) 28,559	Dolphins, 21-17(B) 28,751
1969 Dolphins, 24-6(M) 39,837	Bills, 28-3(B) 32,686
1970 Dolphins, 33-14(B) 41,312	Dolphins, 45-7(M) 70,990
1971 Dolphins, 29-14(B) 45,139	Dolphins, 34-0(M) 61,061
1972 Dolphins, 24-23(M) 80,010	Dolphins, 30-16(B) 46,206
1973 Dolphins, 27-6(M) 65,241	Dolphins, 17-0(B) 77,138
1974 Dolphins, 24-16(B) 78,990	Dolphins, 35-28(M) 69,313
1975 Dolphins, 35-30(B) 79,141	Dolphins, 31-21(M) 78,701
1976 Dolphins, 30-21(B) 77,683	Dolphins, 45-27(M) 43,475
1977 Dolphins, 13-0(B) 76,097	Dolphins, 31-14(M) 39,626
1978 Dolphins, 31-24(M) 48,373	Dolphins, 25-24(B) 48,623
1979 Dolphins, 9-7(B) 69,441	Dolphins, 17-7(M) 45,597
1980 Bills, 17-7(B) 79,598	Dolphins, 17-14(M) 41,636
1981 Bills, 31-21(B) 78,576	Dolphins, 16-6(M) 72,956
1982 Dolphins, 9-7(B) 52,945	Dolphins, 27-10(M) 73,924
1983 Dolphins, 12-0(B) 78,715	Bills, 38-35 OT(M) 59,948
1984 Dolphins, 21-17 (B) 65,455	Dolphins, 38-7(M) 58,824
1985 Dolphins, 23-14(B) 50,474	Dolphins, 28-0(M) 64,811
1986 Dolphins, 27-14(M) 49,467	Dolphins, 34-24(B) 76,474
1987 Bills, 34-31 OT (M) 61,295	Bills, 27-0(B) 68,055
1988 Bills, 9-6(B) 79,520	Bills, 31-6(M) 67,091
1989 Bills, 27-24(M) 54,541	Bills, 31-17(B) 80,208
1990 Dolphins, 30-7(M) 68,142	Bills, 24-14(B) 80,235
*Bills, 44-34(B) 77,087	
1991 Bills, 35-31(B) 80,252	Bills, 41-27(M) 71,062
1992 Dolphins, 10-37(B) 80,368	Bills, 26-20(M) 70,629
**Bills, 29-10(M) 72,703	
1993 Dolphins, 13-22(B) 79,635	Bills, 47-34(M) 71,597
1994 Bills, 21-11(B) 79,491	Bills, 42-31(M) 69,538
1995 Dolphins, 6-23(M) 71,060	Bills, 23-20(B) 79,531
+Bills, 37-22(B) 73,103	
1996 Dolphins, 21-7(B) 79,642	Dolphins, 16-14(M) 67,016
1997 Bills, 9-6 (B) 78,011	Dolphins, 31-13 (M) 74,155
1998 Dolphins, 13-7 (M) 73,097	Bills, 30-24 (B) 79,011
+ Dolphins, 24-17 (M) 72,698	
1999 Bills, 23-18 (M) 74,073	Bills, 23-3 (B) 72,810
2000 Dolphins, 22-13 (M) 73,901	Dolphins, 33-6 (B) 73,002
2001 Dolphins, 37-24 (B) 73,063	Dolphins, 34-7 (M) 73,428
2002 Bills, 23-10 (M) 73,180	Bills, 38-21 (B) 73,287
2003 Dolphins, 17-7 (M) 73,458	Dolphins, 20-3 (B) 73,319
2004 Bills, 20-13 (B) 72,714	Bills, 42-32 (M) 73,084
2005 Bills, 20-14 (B) 72,160	Dolphins 24-23 (M) 72,051
2006 Bills, 16-6 (M) 72,797	Bills, 21-0 (B) 71,011
2007 Bills, 13-10 (M) 70,615	Bills, 38-17 (B) 71,018
2008 Dolphins, 25-16 (M) 65,011	Dolphins, 16-3 (B-TO) 52,134
2009 Dolphins, 38-10 (M) 65,523	Bills, 31-14 (B) 70,155
2010 Dolphins, 15-10 (M) 69,255	Bills, 17-14 (M) 65,511
2011 Dolphins, 35-8 (M) 57,531	Dolphins, 30-23 (B) 60,988
2012 Bills, 19-14 (B) 69,118	Dolphins, 24-10 (M) 54,462
2013 Bills, 23-21 (M) 60,592	Bills, 19-0 (B) 54,305
2014 Bills, 29-10 (B) 69,954	Dolphins, 22-9 (M) 71,573
2015 Bills, 41-14 (M) 64,869	Bills, 33-17 (B) 70,214

+AFC Wildcard Playoff **AFC Divisional Playoff **AFC Championship

NEW ENGLAND PATRIOTS (42-68-1) Postseason (0-1)

1960 Bills, 13-0(Bos) 20,732	Bills, 38-14(Buf) 14,335
1961 Patriots, 23-21(Buf) 21,504	Patriots, 52-21(Bos) 9,398
1962 Tie, 28-28(Buf) 33,247	Patriots, 21-10(Bos) 20,021
1963 Bills, 28-21(Buf) 29,243	Patriots, 17-7(Bos) 16,931
**Patriots, 26-8(Buf) 30,044	
1964 Patriots, 36-28(Buf) 42,308	Bills, 24-13(Bos) 38,021
1965 Bills, 24-7(Buf) 45,502	Bills, 23-7(Bos) 24,415
1966 Patriots, 20-10(Buf) 45,542	Patriots, 14-3(Bos) 39,350
1967 Patriots, 23-0(Buf) 45,748	Bills, 44-16(Bos) 20,627
1968 Patriots, 16-7(Buf) 38,865	Patriots, 23-6(Bos) 21,082
1969 Bills, 23-16(Buf) 46,201	Patriots, 35-21(Bos) 25,584
1970 Bills, 45-10(Bos) 31,148	Patriots, 14-10(Buf) 31,427
1971 Patriots, 38-33(NE) 57,446	Bills, 27-20(Buf) 27,166
1972 Bills, 38-14(Buf) 41,749	Bills, 27-24(NE) 60,999
1973 Bills, 31-13(NE) 56,119	Bills, 37-13(Buf) 72,470
1974 Bills, 30-28(Buf) 78,935	Bills, 29-28(NE) 58,932
1975 Bills, 45-31(Buf) 65,655	Bills, 34-14(NE) 58,393
1976 Patriots, 26-22(Buf) 45,144	Patriots, 20-10(NE) 61,157
1977 Bills, 24-14(NE) 60,263	Patriots, 20-7(Buf) 27,598

1978 Patriots, 14-10(Buf) 44,897	Patriots, 26-24(NE) 59,598
1979 Patriots, 26-6(Buf) 67,935	Bills, 16-13 OT (NE) 60,991
1980 Bills, 31-13(Buf) 75,092	Patriots, 24-2(NE) 58,324
1981 Bills, 20-17(Buf) 71,593	Bills, 19-10(NE) 42,549
1982 Patriots, 30-19(NE) 36,218	
1983 Patriots, 31-0(Buf) 60,424	Patriots, 21-7(NE) 42,604
1984 Patriots, 21-17(Buf) 48,528	Patriots, 38-10(NE) 43,313
1985 Patriots, 17-14(Buf) 40,334	Patriots, 14-3(NE) 40,462
1986 Patriots, 23-3(Buf) 77,808	Patriots, 22-19(NE) 60,455
1987 Patriots, 14-7(NE) 11,878	Patriots, 13-7(Buf) 74,945
1988 Bills, 16-14(NE) 55,945	Bills, 23-20(Buf) 76,824
1989 Bills, 31-10(Buf) 78,921	Patriots, 33-24(NE) 49,663
1990 Bills, 27-10(NE) 51,959	Bills, 14-0(Buf) 74,720
1991 Bills, 22-17(Buf) 78,278	Patriots, 16-13(NE) 47,053
1992 Bills, 41-7(NE) 52,527	Bills, 16-7(Buf) 78,268
1993 Bills, 38-14(Buf) 79,751	Bills, 13-10 OT (NE) 54,326
1994 Bills, 38-35 (NE) 60,274	Patriots, 17-41(B) 56,784
1995 Patriots, 14-27(NE) 60,203	Patriots, 25-35(B) 69,384
1996 Bills, 17-10(B) 78,104	Patriots, 28-25(NE) 58,858
1997 Patriots, 33-6(NE) 59,802	Patriots, 31-10(B) 65,783
1998 Bills, 13-10 (B) 72,020	Patriots, 25-21 (NE) 58,304
1999 Bills, 17-7 (B) 72,111	Bills, 13-10 OT (NE) 55,014
2000 Bills, 16-13 OT(NE) 60,292	Patriots, 13-10 OT(B) 47,230
2001 Patriots, 21-11 (NE) 60,292	Patriots, 12-9 OT (B) 45,527
2002 Patriots, 38-7 (B) 73,448	Patriots, 27-17 (NE) 68,436
2003 Bills, 31-0 (B) 73,262	Patriots, 31-0 (NE) 68,436
2004 Patriots, 31-17 (B) 72,698	Patriots, 29-6 (NE) 68,756
2005 Patriots, 21-16 (NE) 68,756	Patriots, 35-7 (B) 71,810
2006 Patriots, 19-17 (NE) 68,756	Patriots, 28-6 (B) 72,180
2007 Patriots, 38-7 (NE) 68,756	Patriots, 56-10 (B) 71,338
2008 Patriots, 20-10 (NE) 68,756	Patriots, 13-0 (B) 71,282
2009 Patriots, 25-24 (NE) 68,756	Patriots, 17-10 (B) 70,000
2010 Patriots, 38-30 (NE) 68,756	Patriots, 34-3 (B) 68,281
2011 Bills, 34-31 (B) 68,174	Patriots, 49-21 (NE) 68,756
2012 Patriots, 52-28 (B) 70,684	Patriots, 31-37 (NE) 68,756
2013 Patriots, 23-21 (B) 69,519	Patriots, 34-20 (NE) 68,756
2014 Patriots, 37-22 (B) 70,185	Bills, 17-9 (NE) 68,756
2015 Patriots, 40-32 (B) 70,858	Patriots, 20-13 (NE) 66,829

**AFL Division Playoff

NEW YORK JETS (59-51) Postseason (1-0)

1960 Titans, 27-3(NY) 10,200	Titans, 17-13(B) 14,988
1961 Bills, 41-31(B) 15,584	Titans, 21-14(NY) 12,023
1962 Titans, 17-6(B) 24,024	Bills, 20-3(NY) 16,453
1963 Bills, 45-14(B) 20,222	Bills, 19-10(NY) 5,826
1964 Bills, 34-24(B) 39,621	Bills, 20-7(NY) 60,300
1965 Bills, 33-21(B) 45,056	Jets, 14-12(NY) 57,396
1966 Bills, 33-23(NY) 61,552	Bills, 14-3(B) 45,738
1967 Bills, 20-17(B) 45,748	Jets, 20-10(NY) 62,671
1968 Bills, 37-35(B) 38,044	Jets, 25-21(NY) 61,452
1969 Jets, 33-19(B) 46,165	Jets, 16-6(NY) 62,680
1970 Bills, 34-31(B) 46,206	Bills, 10-6(NY) 62,712
1971 Jets, 28-17(NY) 61,498	Jets, 20-7(B) 41,577
1972 Jets, 41-24(B) 46,206	Jets, 41-3(NY) 62,853
1973 Bills, 9-7(B) 77,425	Bills, 34-14(NY) 47,740
1974 Bills, 16-12(B) 76,978	Jets, 20-10(NY) 32,805
1975 Bills, 42-14(B) 77,895	Bills, 24-23(NY) 58,343
1976 Jets, 17-14(NY) 52,416	Jets, 19-14(B) 41,258
1977 Jets, 24-19(B) 32,046	Bills, 14-10(NY) 31,929
1978 Jets, 21-20(B) 40,985	Jets, 45-14(NY) 44,545
1979 Bills, 46-31(B) 68,731	Bills, 14-12(NY) 50,647
1980 Bills, 20-10(B) 65,315	Bills, 31-24(NY) 45,677
1981 Bills, 31-0(B) 79,754	Jets, 33-14(NY) 54,607
**Bills, 31-27(NY) 57,050	
1983 Jets, 34-10(B) 79,933	Bills, 24-17(NY) 48,514
1984 Jets, 28-26(B) 48,330	Jets, 21-17(NY) 45,378
1985 Jets, 42-3(NY) 63,449	Jets, 27-7(B) 23,122
1986 Jets, 28-24(B) 79,951	Jets, 14-13(NY) 69,504
1987 Jets, 31-28(B) 76,718	Bills, 17-14(NY) 58,407
1988 Bills, 37-14(NY) 70,218	Bills, 9-6 OT(B) 78,389
1989 Bills, 34-3(B) 76,811	Bills, 37-0(NY) 21,148
1990 Bills, 30-7(NY) 69,927	Bills, 30-27(B) 79,002
1991 Bills, 23-20(NY) 65,309	Jets, 24-13(B) 80,243
1992 Bills, 24-20(NY) 68,181	Jets, 17-24(B) 75,876
1993 Bills, 19-10(NY) 77,289	Bills, 16-14(B) 70,817
1994 Jets, 3-23(B) 79,460	Jets, 17-22(NY) 66,949
1995 Bills, 29-10(B) 79,485	Bills, 28-26(NY) 54,436
1996 Bills, 25-22(NY) 49,775	Bills, 35-10(B) 60,854
1997 Bills, 28-22 (NY) 72,988	Bills, 20-10 (B) 47,776

BILLS SERIES SCORES WITH OPPONENTS

1998	Jets, 34-12 (NY) 75,403	Jets, 17-10 (B) 79,056
1999	Bills, 17-3 (B) 68,839	Jets, 17-7 (NY) 79,285
2000	Jets, 27-14(NY) 77,844	Bills, 23-20(B) 72,861
2001	Jets, 42-36 (B) 72,654	Bills, 14-9 (NY) 78,200
2002	Jets, 37-31 OT (B) 72,751	Jets, 31-13 (NY) 78,745
2003	Jets, 30-3 (NY) 77,740	Bills, 17-6 (B) 72,791
2004	Jets, 16-14 (NY)	Bills, 22-17 (B) 72,574
2005	Bills, 27-17 (B) 72,045	Jets, 30-26 (NY) 76,822
2006	Jets, 28-20 (B) 72,067	Bills, 31-13 (NY) 77,131
2007	Bills, 17-14 (B) 70,600	Bills, 13-3 (NY) 76,688
2008	Jets, 26-17 (B) 71,827	Jets, 31-27 (NY) 78,548
2009	Bills, 16-13 OT (NY) 76,048	Jets, 19-13 (B-TO) 51,567
2010	Jets, 38-14 (B) 69,262	Jets, 38-7 (NY) 79,019
2011	Jets, 27-11 (B) 70,133	Jets, 28-24 (NY) 79,088
2012	Jets, 48-28 (NY) 79,088	Bills, 28-9 (B) 54,533
2013	Jets, 27-20 (NY) 76,957	Bills, 37-14 (B) 37-14, 68,036
2014	Bills, 43-23 (NY) 78,160	Bills, 38-3 (Detroit) 56,044
2015	Bills, 22-17 (NY) 78,160	Bills, 22-17 (B) 68,670

****AFC Wildcard Playoff**



AFC NORTH

BALTIMORE RAVENS (3-3)

1999	Bills, 13-10 (Bal) 68,673
2004	Ravens, 20-6 (Bal) 69,809
2006	Ravens, 19-7 (Bal) 70,913
2007	Bills, 19-14 (B) 70,727
2010	Ravens, 37-34 OT (Bal) 71,220
2013	Bills, 23-20 (B) 68,296

CINCINNATI BENGALS (15-12) Postseason (0-2)

1968	Bengals, 34-23(C) 24,405
1969	Bills, 16-13(B) 35,122
1970	Bengals, 43-14(B) 43,587
1973	Bengals, 16-13(B) 76,927
1975	Bengals, 33-24(C) 56,666
1978	Bills, 5-0(B) 47,754
1979	Bills, 51-24(B) 43,504
1980	Bills, 14-0(C) 40,836
1981	Bengals, 27-24 OT(C) 46,418
	*Bengals, 28-21 (C) 55,420
1983	Bills, 10-6(C) 46,839
1984	Bengals, 52-21(C) 55,771
1985	Bengals, 23-17(B) 25,640
1986	Bengals, 36-33 OT(C) 52,714
1988	Bengals, 35-21(C) 58,672
	**Bengals, 21-10(C) 59,747
1989	Bills, 24-7(B) 80,074
1991	Bills, 35-16(B) 80,131
1996	Bills, 31-17(B) 75,549
1998	Bills, 33-20 (C) 54,359
2002	Bills, 27-9 (B) 47,850
2003	Bills, 22-16 OT (B) 72,615
2004	Bills, 33-17 (C) 65,378
2005	Bills, 37-27 (C) 65,485
2007	Bills, 33-21 (B) 70,745
2010	Bills, 49-31 (C) 55,654
2011	Bengals, 23-20 (C) 41,142
2013	Bengals, 27-24 OT (B) 67,739
2015	Bengals, 34-31 (B) 69,593

CLEVELAND BROWNS (8-11) Postseason (0-1)

1972	Browns, 27-10(C) 70,104
1974	Bills, 15-10(C) 66,504
1977	Browns, 27-16(B) 60,905
1978	Browns, 41-20(C) 51,409
1981	Bills, 22-13(B) 78,266
1984	Browns, 13-10(B) 33,343
1985	Browns, 17-7(C) 54,478
1986	Browns, 21-17(B) 42,213
1987	Browns, 27-21(C) 78,409
1989	*Browns, 34-30(C) 77,706
1990	Bills, 42-0(C) 78,331
1995	Bills, 22-19(C) 76,211
2004	Bills, 37-7 (B) 72,330
2007	Browns, 8-0 (C) 73,196
2008	Browns, 29-27 (B) 71,645
2009	Browns, 6-3 (B) 70,526

2010	Bills, 13-6 (B) 50,861
2012	Bills, 24-14 (C) 69,353
2013	Browns, 37-24 (C) 71,239
2014	Bills, 26-10 (B) 68,576

PITTSBURGH STEELERS (8-13) Postseason (1-2)

1970	Steelers, 23-10(P) 42,140
1972	Steelers, 38-21(B) 45,882
1974	*Steelers, 32-14(P) 48,321
1975	Bills, 30-21(P) 49,348
1978	Steelers, 28-17(B) 64,147
1979	Steelers, 28-0(P) 48,002
1980	Bills, 28-13(B) 79,659
1982	Bills, 13-0(B) 58,391
1985	Steelers, 30-24(P) 35,953
1986	Bills, 16-12(B) 72,000
1988	Bills, 36-28(B) 78,735
1991	Bills, 52-34(B) 79,545
1992	Bills, 28-20(B) 80,294
	*Bills, 24-3(P) 60,407
1993	Steelers, 0-23(P) 60,265
1994	Steelers, 10-23 (P) 59,019
1995	*Steelers, 21-40 (P) 59,072
1996	Steelers, 6-24(P) 59,002
1999	Bills, 24-21 (B) 71,038
2001	Steelers, 20-3 (B) 72,847
2004	Steelers, 29-24 (B) 73,414
2007	Steelers, 26-3 (P) 64,307
2010	Steelers, 19-16 OT (B) 69,642
2013	Steelers, 23-10 (P) 60,406

***AFC Divisional Playoff **AFC Championship**



AFC SOUTH

HOUSTON TEXANS (4-4)

2002	Bills, 31-24 (H) 70,120
2003	Texans, 12-10 (B) 72,677
2005	Bills, 22-7 (B) 71,781
2006	Bills, 24-21 (H) 70,125
2009	Texans, 31-10 (B) 69,790
2012	Texans, 21-9 (H) 71,689
2014	Texans, 23-17 (H) 71,756
2015	Bills, 30-21 (B) 68,544

INDIANAPOLIS COLTS (36-31-1)

1970	Tie, 17-17 (Balt) 60,240	Colts, 20-14 (Buf) 34,346
1971	Colts, 43-0 (Buf) 46,206	Colts, 24-0 (Balt) 58,476
1972	Colts, 17-0 (Buf) 46,206	Colts, 35-7 (Balt) 55,390
1973	Bills, 31-13 (Buf) 78,875	Bills, 24-17 (Balt) 52,250
1974	Bills, 27-14 (Balt) 40,626	Bills, 6-0 (Buf) 75,325
1975	Bills, 38-31 (Balt) 43,907	Colts, 42-35 (Buf) 77,320
1976	Colts, 31-13 (Buf) 71,009	Colts, 58-20 (Balt) 50,451
1977	Colts, 17-14 (Balt) 49,247	Colts, 31-13 (Buf) 39,444
1978	Bills, 24-17 (Buf) 55,270	Bills, 24-14 (Balt) 25,415
1979	Bills, 31-13 (Balt) 30,904	Colts, 14-13 (Buf) 50,581
1980	Colts, 17-12 (Buf) 73,634	Colts, 28-24 (Balt) 36,184
1981	Bills, 35-3 (Balt) 44,950	Bills, 23-17 (Buf) 77,811
1982	Bills, 20-0 (Buf) 33,985	
1983	Bills, 28-23 (Buf) 40,937	Bills, 30-7 (Balt) 38,565
1984	Colts, 31-17 (I) 60,032	Bills, 21-15 (B) 20,693
1985	Colts, 49-17 (I) 60,003	Bills, 21-9 (B) 28,430
1986	Bills, 24-13 (B) 50,050	Colts, 24-14 (I) 52,783
1987	Colts, 47-6 (B) 9,860	Bills, 27-3 (I) 60,253
1988	Bills, 34-23 (B) 76,018	Colts, 17-14 (I) 59,908
1989	Colts, 37-14 (I) 58,890	Bills, 30-7 (B) 79,256
1990	Bills, 26-10 (B) 78,899	Bills, 31-7 (I) 53,268
1991	Bills, 42-6 (B) 79,015	Bills, 35-7 (I) 48,286
1992	Bills, 38-0 (B) 77,781	Colts, 13-16 OT (I) 50,221
1993	Bills, 23-9 (B) 79,101	Colts, 30-10 (I) 48,028
1994	Colts, 17-27 (B) 79,404	Colts, 9-10 (I) 38,458
1995	Bills, 20-14 (B) 62,499	Bills, 16-10 (I) 59,612
1996	Bills, 16-13 OT (B) 79,401	Colts, 13-10 OT (I) 53,804
1997	Bills, 37-35 (B) 55,340	Bills, 9-6 (I) 61,139
1998	Bills, 31-24 (I) 52,938	Bills, 34-11 (B) 49,032
1999	Colts, 31-14 (I) 56,238	Bills, 31-6 (B) 61,959
2000	Colts, 18-16 (B) 72,617	Colts, 44-20 (I) 56,671
2001	Colts, 42-26 (I) 56,135	Colts, 30-14 (B) 63,786
2003	Colts, 17-14 (B) 73,004	
2006	Colts, 17-16 (I) 57,306	
2009	Bills, 30-7 (B) 69,848	
2012	Colts, 20-13 (I) 64,366	
2015	Bills, 27-14 (B) 70,319	

***AFC Wild Card Playoff**

BILLS SERIES SCORES WITH OPPONENTS

JACKSONVILLE JAGUARS (7-6) Postseason (0-1)

1996 *Jaguars, 30-27(B) 70,213
 1997 Jaguars, 20-14 (B) 41,784
 1998 Bills, 17-16 (B) 77,635
 2001 Bills, 13-10 (J) 58,893
 2003 Bills, 38-17 (J) 58,613
 2004 Jaguars, 13-10 (B) 72,389
 2006 Bills, 27-24 (B) 63,608
 2007 Jaguars, 36-14 (J) 64,546
 2008 Bills, 20-16 (J) 65,167
 2009 Jaguars, 18-15 (J) 47,757
 2010 Jaguars, 36-26 (B) 58,304
 2012 Bills, 34-18 (B) 53,971
 2013 Bills, 27-20 (J) 60,085
 2015 Jaguars, 34-31 (London) 84,021
 *AFC Wild Card Playoff

TENNESSEE TITANS (15-27) Postseason (2-1)

1960 Bills, 25-24 (B) 23,001 Oilers, 31-23 (H) 25,243
 1961 Bills, 22-12 (H) 22,761 Oilers, 28-16 (B) 21,237
 1962 Oilers, 28-23 (B) 31,236 Oilers, 17-14 (H) 26,350
 1963 Oilers, 31-20 (B) 32,340 Oilers, 28-14 (H) 23,948
 1964 Bills, 48-17 (H) 26,218 Bills, 24-10 (B) 40,119
 1965 Oilers, 19-17 (B) 44,267 Bills, 29-18 (H) 23,087
 1966 Bills, 27-20 (B) 42,526 Bills, 42-20 (H) 27,312
 1967 Oilers, 20-3 (B) 41,384 Oilers, 10-3 (H) 30,060
 1968 Oilers, 30-7 (B) 34,339 Oilers, 35-6 (H) 34,110
 1969 Oilers, 17-3 (B) 40,146 Oilers, 28-24 (H) 46,485
 1971 Oilers, 20-14 (B) 28,107
 1974 Oilers, 21-9 (B) 79,223
 1976 Oilers, 13-3 (B) 61,364
 1978 Oilers, 17-10 (H) 47,727
 1983 Bills, 30-13 (B) 60,070
 1985 Bills, 20-0 (B) 21,881
 1986 Oilers, 16-7 (H) 31,409
 1987 Bills, 34-30 (B) 56,534
 1988 * Bills, 17-10 (B) 79,532
 1989 Bills, 47-41 OT (H) 57,278
 1990 Oilers, 27-24 (H) 60,130
 1992 Oilers, 3-27 (H) 61,742
 * Bills, 41-38 OT (B) 75,141
 1993 Bills, 35-7 (B) 79,613
 1994 Bills, 15-7 (H) 55,242
 1995 Oilers, 28-17 (B) 45,253
 1997 Oilers, 31-14 (T) 23,571
 1999 ** Titans, 22-16 (T) 66,782
 2000 Bills, 16-13 (B) 77,492
 2003 Titans, 28-26 (T) 68,809
 2006 Titans, 30-29 (B) 54,765
 2009 Titans, 41-17 (T) 69,143
 2011 Titans, 23-17 (B) 56,463
 2012 Titans, 35-34 (B) 68,836
 2015 Bills, 14-13 (T) 65,670



AFC WEST

DENVER BRONCOS (19-16-1) Postseason (1-0)

1960 Broncos, 27-21(B) 15,229 Tie, 38-38(D) 7,785
 1961 Broncos, 22-10(B) 16,636 Bills, 23-10(D) 7,645
 1962 Broncos, 23-20(B) 30,577 Bills, 45-38(D) 26,051
 1963 Bills, 30-28(D) 19,424 Bills, 27-17(B) 30,989
 1964 Bills, 30-13(B) 28,501 Bills, 30-19(D) 14,431
 1965 Bills, 30-15(D) 30,682 Bills, 31-13(B) 45,046
 1966 Bills, 38-21(B) 40,583
 1967 Bills, 17-16(D) 35,188
 1968 Broncos, 34-32(D) 35,142
 1969 Bills, 41-28(B) 40,302
 1970 Broncos, 25-10(B) 34,882
 1975 Bills, 38-14(B) 79,864
 1977 Broncos, 26-6(D) 74,897
 1979 Broncos, 19-16(B) 37,886
 1981 Bills, 9-7(B) 77,757
 1984 Broncos, 37-7(B) 31,204
 1987 Bills, 21-14(B) 63,689
 1989 Broncos, 28-14(B) 78,176
 1990 Bills, 29-28(B) 74,393
 Broncos, 21-20(B) 30,891

1991 *Bills, 10-7(B) 80,272
 1992 Bills, 27-17(B) 71,740
 1994 Bills, 27-20 (B) 75,373
 1995 Broncos, 22-7 (D) 73,103
 1997 Broncos, 23-20 OT (B) 78,011
 2002 Broncos, 28-23 (D) 75,359.3
 2005 Broncos, 28-17 (B) 71,887
 2007 Broncos, 15-14 (B) 71,132
 2008 Bills, 30-23 (D) 74,539
 2011 Bills, 40-14 (B) 45,112
 2014 Broncos, 24-17 (D) 76,913
 *AFC Championship

KANSAS CITY CHIEFS (23-20-1) Postseason (2-1)

1960 Texans, 45-28 (B) 19,610 Texans, 24-7 (D) 18,000
 1961 Bills, 27-24 (B) 20,678 Bills, 30-20 (D) 15,000
 1962 Texans, 41-21 (D) 25,500 Bills, 23-14 (B) 35,261
 1963 Tie, 27-27 (B) 17,568 Bills, 35-26 (KC) 25,519
 1964 Bills, 34-17 (B) 30,157 Bills, 35-22 (KC) 20,904
 1965 Bills, 23-7 (KC) 26,941 Bills, 34-25 (B) 40,298
 1966 Chiefs, 42-20 (B) 42,023 Bills, 29-14 (KC) 43,885
 * Chiefs, 31-7 (B) 42,080
 1967 Chiefs, 23-13 (KC) 41,943
 1968 Chiefs, 18-7 (B) 40,748
 1969 Chiefs, 29-7 (B) 45,844 Chiefs, 22-19 (KC) 47,112
 1971 Chiefs, 22-9 (KC) 48,121
 1973 Bills, 23-14 (B) 76,071
 1976 Bills, 50-17 (B) 51,909
 1978 Bills, 28-13 (B) 47,310 Chiefs, 14-10 (KC) 25,781
 1982 Bills, 14-9 (B) 79,383
 1983 Bills, 14-9 (KC) 27,104
 1986 Chiefs, 20-17 (B) 68,747 Bills, 17-14 (KC) 31,492
 1991 Chiefs, 33-6 (KC) 76,120
 ** Bills, 37-14 (B) 80,182
 1993 Chiefs, 23-7 (KC) 74,452
 · Bills, 30-13 (B) 76,642
 1994 Bills, 44-10 (B) 79,501
 1996 Bills, 20-9 (B) 68,671
 1997 Chiefs, 22-16 (KC) 78,169
 2000 Bills, 21-17 (KC) 78,457
 2002 Chiefs, 17-16 (KC) 77,951
 2003 Chiefs, 38-5 (KC) 78,689
 2005 Bills, 14-3 (B) 72,093
 2008 Bills, 54-31 (KC) 73,584
 2009 Bills, 16-10 (KC) 68,668
 2010 Chiefs, 13-10 OT (KC) 66,625
 2011 Bills, 41-7 (KC) 68,755
 2012 Bills, 35-15 (B) 69,402
 2013 Chiefs, 23-13 (B) 68,159
 2014 Chiefs, 17-13 (B) 68,119
 2015 Chiefs, 30-22 (KC) 72,493
 * AFL Championship ** AFC Divisional Playoff
 · AFC Championship

OAKLAND RAIDERS (17-20) Postseason (2-0)

1960 Bills, 38-9 (B) 8,876 Raiders, 20-7 (O) 8,800
 1961 Raiders, 31-22 (B) 17,027 Bills, 26-21 (O) 8,011
 1962 Bills, 14-6 (B) 21,037 Bills, 10-6 (O) 11,700
 1963 Raiders, 35-17 (O) 17,568 Bills, 12-0 (B) 24,846
 1964 Bills, 23-20 (B) 36,451 Raiders, 16-13 (O) 18,134
 1965 Bills, 17-12 (B) 41,256 Bills, 17-14 (O) 19,352
 1966 Bills, 31-10 (O) 36,781
 1967 Raiders, 24-20 (B) 45,758 Raiders, 28-21 (O) 30,738
 1968 Raiders, 48-6 (B) 43,056 Raiders, 13-10 (O) 39,883
 1969 Raiders, 50-21 (O) 54,418
 1972 Raiders, 28-16 (O) 53,501
 1974 Bills, 21-20 (B) 79,876
 1977 Raiders, 34-13 (O) 51,558
 1980 Bills, 24-7 (B) 77,259
 1983 Raiders, 27-24 (B) 72,393
 1987 Raiders, 34-21 (LA) 43,143
 1988 Bills, 37-21 (B) 77,348
 1990 Bills, 38-24 (B) 80,076
 * Bills, 51-3 (B) 80,324
 1991 Bills, 30-27 OT (LA) 85,081
 1992 Raiders, 3-20 (LA) 52,287
 1993 Raiders, 24-25 (B) 79,478
 ** Bills, 29-23 (B) 61,923
 1998 Bills, 44-21 (B) 62,002
 1999 Raiders, 20-14 (B) 71,113

BILLS SERIES SCORES WITH OPPONENTS

2002 Raiders, 49-31 (B) 73,038
 2004 Raiders, 13-10 (O) 53,610
 2005 Raiders, 38-17 (O) 42,779
 2008 Bills, 24-23 (B) 71,297
 2011 Bills, 38-35 (B) 68,191
 2014 Raiders, 26-24 (O) 53,436
 * AFC Championship ** AFC Divisional Playoff

SAN DIEGO CHARGERS (10-22-2) Postseason (2-1)
 1960 Chargers, 24-10 (B) 15,821 Bills, 32-3 (LA) 16,161
 1961 Chargers, 19-11 (B) 20,742 Chargers, 28-10 (SD) 24,486
 1962 Bills, 35-10 (B) 20,074 Bills, 40-20 (SD) 22,204
 1963 Chargers, 14-10 (SD) 22,344 Chargers, 23-13 (B) 38,592
 1964 Bills, 30-3 (B) 40,167 Bills, 27-24 (SD) 34,865

* Bills, 20-7 (B) 40,242
 1965 Chargers, 34-3 (B) 45,260 Tie, 20-20 (SD) 27,473
 * Bills, 23-0 (SD) 30,361
 1966 Chargers, 27-7 (SD) 27,572 Tie, 17-17 (B) 45,169
 1967 Chargers, 37-17 (B) 39,310
 1968 Chargers, 21-6 (B) 27,993
 1969 Chargers, 45-6 (SD) 47,582
 1971 Chargers, 20-3 (SD) 49,261
 1973 Chargers, 34-7 (SD) 47,588
 1976 Chargers, 34-13 (B) 41,701
 1979 Chargers, 27-19 (SD) 50,709
 1980 Bills, 26-24 (SD) 51,982
 ** Chargers, 20-14 (SD) 52,028

1981 Bills, 28-27 (SD) 51,488
 1985 Chargers, 14-9 (B) 67,597 Chargers, 40-7 (SD) 45,487
 1998 Chargers, 16-14 (SD) 64,037
 2000 Bills, 27-24 OT (B) 72,351
 2001 Chargers, 27-24 (SD) 63,698
 2002 Bills, 20-13 (B) 61,838
 2005 Chargers, 48-10 (SD) 65,602
 2006 Chargers, 24-21 (B) 63,361
 2008 Bills, 23-14 (B) 71,602
 2011 Chargers, 37-10 (SD) 62,494
 2014 Chargers, 22-10 (B) 68,611
 * AFL Championship ** AFC Divisional Playoff



NFC EAST

DALLAS COWBOYS (4-6) Postseason (0-2)

1971 Cowboys, 49-37(B) 46,206
 1976 Cowboys, 17-10(D) 51,779
 1981 Cowboys, 27-14(D) 62,583
 1984 Bills, 14-3(B) 74,391
 1992 **Cowboys, 52-17(CA) 98,374
 1993 Bills, 13-10(D) 63,226
 *Cowboys, 13-30(A) 72,817
 1996 Bills, 10-7(B) 78,098
 2003 Cowboys, 10-6 (D) 63,770
 2007 Cowboys, 25-24 (B) 71,575
 2011 Cowboys, 44-7 (D) 85, 157
 2015 Bills, 16-6 (B) 70,172
 **Super Bowl XXVII, Rose Bowl *Super Bowl XXVIII, Georgia Dome

NEW YORK GIANTS (6-6) Postseason (0-1)

1970 Giants, 20-6(NY) 62,870
 1975 Giants, 17-14(B) 79,518
 1978 Bills, 41-17(B) 28,496
 1987 Bills, 6-3 OT(B) 15,737
 1990 Bills, 17-13(NY) 66,893
 **Giants, 20-19(TB) 73,813
 1993 Bills, 17-14(B) 79,813
 1996 Bills, 23-20 OT(NY) 74,218
 1999 Giants, 19-17 (B) 72,527
 2003 Bills, 24-7 (NY) 78,481
 2007 Giants, 38-21 (B) 71,302
 2011 Giants, 27-24 (NY) 79,243
 2015 Giants, 24-10 (B) 70,677
 **Super Bowl XXV, Tampa Stadium

PHILADELPHIA EAGLES (6-7)

1973 Bills, 27-26(B) 72,364
 1981 Eagles, 20-14(B) 78,331

1984 Eagles, 27-17(B) 37,555
 1985 Eagles, 21-17(P) 60,987
 1987 Eagles, 17-7(P) 57,547
 1990 Bills, 30-23(B) 79,320
 1993 Bills, 10-7(P) 60,769
 1996 Bills, 24-17(P) 66,613
 1999 Bills, 26-0 (B) 70,872
 2003 Eagles, 23-13 (B) 73,305
 2007 Eagles, 17-9 (P) 68,594
 2011 Bills, 31-24 (B) 69,803
 2015 Eagles, 23-20 (P) 69,596

WASHINGTON REDSKINS (8-5) Postseason (0-1)

1972 Bills, 24-17(W) 55,039
 1977 Redskins, 10-0(B) 22,975
 1981 Bills, 21-14(B) 59,624
 1984 Redskins, 41-14(W) 51,513
 1987 Redskins, 27-7(B) 71,640
 1990 Redskins, 29-14(W) 52,397
 1991 **Redskins, 37-24(MN) 63,130
 1993 Bills, 24-10(B) 79,106
 1996 Bills, 38-13(B) 78,002
 1999 Bills, 34-17 (W) 78,721
 2003 Bills, 24-7 (B) 73,149
 2007 Bills, 17-16 (W) 85,831
 2011 Bills, 23-0 (B) 51,579
 1925 Redskins, 35-25 (W) 80,124
 **Super Bowl XXVI, Metrodome (MN)



NFC SOUTH

ATLANTA FALCONS (4-7)

1973 Bills, 17-6 (A) 58,850
 1977 Bills, 3-0 (B) 27,348
 1980 Falcons, 30-14 (B) 57,959
 1983 Falcons, 31-14 (A) 31,105
 1989 Falcons, 30-28 (A) 45,267
 1992 Bills, 41-14 (B) 80,004
 1995 Bills, 23-17 (B) 62,690
 2001 Falcons, 33-30 (A) 43,230
 2005 Falcons, 24-16 (B) 72,032
 2009 Falcons, 31-3 (A) 68,887
 2013 Falcons, 34-31 OT (B-Toronto) 38,969

NEW ORLEANS SAINTS (4-6)

1973 Saints, 13-0 (NO) 74,770
 1980 Bills, 35-26 (NO) 51,154
 1983 Bills, 27-21 (B) 49,413
 1989 Saints, 22-19 (B) 70,037
 1992 Bills, 20-16 (NO) 68,591
 1998 Bills, 45-33 (NO) 39,707
 2001 Saints, 24-6 (B) 71,447
 2005 * Saints, 19-7 (NO) 58,688
 2009 Saints, 27-7 (B) 70,261
 2013 Saints, 35-17 (NO) 72,405
 * at Alamogordo, San Antonio, TX

TAMPA BAY BUCCANNERS (3-7)

1976 Bills, 14-9 (TB) 44,505
 1978 Bucs, 31-10 (TB) 61,383
 1982 Bucs, 24-23 (TB) 62,510
 1986 Bucs, 34-28 (TB) 32,806
 1988 Bucs, 10-5 (TB) 49,498
 1991 Bills, 17-10 (TB) 57,323
 2000 Bucs, 31-17 (TB) 65,546
 2005 Bucs, 19-3 (TB) 64,777
 2009 Bills, 33-20 (B) 70,318
 2013 Bucs, 27-6 (TB) 59,194

BILLS SERIES SCORES WITH OPPONENTS



NFC NORTH

CHICAGO BEARS (5-7)

1970 Bears, 31-13 (C) 41,015
 1974 Bills, 16-6 (B) 77,910
 1979 Bears, 7-0 (B) 73,383
 1988 Bears, 24-3 (C) 62,793
 1991 Bills, 35-20 (B) 80,366
 1994 Bears, 20-13 (C) 62,406
 1997 Bears, 20-3 (C) 39,784
 2000 Bills, 20-3 (B) 72,420
 2002 Bills, 33-27 OT (B) 72,780
 2006 Bears, 40-7 (C) 62,206
 2010 Bears, 22-19 (B-Toronto) 50,746
 2014 Bills, 23-20 (C) 62,425

DETROIT LIONS (5-4-1)

1972 Tie, 21-21 (B) 41,583
 1976 Lions, 27-14 (D) 66,875
 1979 Bills, 20-17 (D) 62,911
 1991 Lions, 17-14 OT (B) 78,059
 1994 Lions, 21-35 (D) 75,672
 1997 Bills, 22-13 (B) 78,025
 2002 Bills, 24-17 (B) 72,710
 2006 Lions, 20-17 (D) 60,704
 2010 Bills, 14-12 (B) 56,721
 2014 Bills, 21-13 (D) 62,775

GREEN BAY PACKERS (8-4)

1974 Bills, 27-7 (GB) 56,267
 1979 Bills, 19-12 (B) 39,679
 1982 Packers, 33-21 (Mil) 46,655
 1988 Bills, 28-0 (B) 79,176
 1991 Bills, 34-24 (Mil) 52,175
 1994 Bills, 29-20 (B) 79,029
 1997 Packers, 31-21 (GB) 30,108
 2000 Bills, 27-18 (B) 72,722
 2002 Packers, 10-3 (GB) 64,106
 2006 Bills, 24-10 (B) 72,205
 2010 Packers, 34-7 (GB) 70,741
 2014 Bills, 21-13 (B) 70,214

MINNESOTA VIKINGS (5-8)

1971 Vikings, 19-0 (M) 47,900
 1975 Vikings, 35-13 (B) 54,993
 1979 Vikings, 10-3 (M) 42,339
 1982 Bills, 23-22 (B) 77,753
 1985 Vikings, 27-20 (B) 45,667
 1988 Bills, 13-10 (B) 76,783
 1994 Vikings, 21-17 (B) 66,501
 1997 Vikings, 34-13 (B) 79,139
 2000 Vikings, 31-27 (M) 64,116
 2002 Bills, 45-39 OT (M) 64,047
 2006 Bills, 17-12 (B) 71,972
 2010 Vikings, 38-14 (M) 64,012
 2014 Bills, 17-16 (B) 68,477



NFC WEST

ARIZONA CARDINALS (6-4)

1971 Cardinals, 28-23(B) 40,040
 1975 Bills, 32-14(StL) 41,899
 1981 Cardinals, 24-0(StL) 46,214
 1984 Cardinals, 37-7(StL) 35,785
 1986 Bills, 17-10(B) 65,762
 1990 Bills, 45-14(B) 74,904
 1999 Bills, 31-21(A) 64,337
 2004 Bills, 38-14 (B) 65,887
 2008 Cardinals, 41-17 (A) 63,830
 2012 Bills, 19-16 OT (A) 60,385

ST. LOUIS RAMS (6-5)

1970 Rams, 19-0(B) 46,206
 1974 Rams, 19-14(LA) 84,324
 1980 Bills, 10-7 OT(B) 77,133
 1983 Rams, 41-17(LA) 48,246
 1989 Bills, 23-20(B) 76,231
 1992 Bills, 40-7(B) 79,001
 1995 Bills, 45-27(St.L) 64,623
 1998 Rams, 34-33 (B) 65,199
 2004 Bills, 37-17 (B) 72,393
 2008 Bills, 31-14 (STL) 61,017
 2012 Rams, 15-12 (B) 60,385

SAN FRANCISCO 49ERS (5-6)

1972 Bills, 27-20(B) 45,845
 1980 Bills, 18-13(SF) 37,476
 1983 49ers, 23-10(B) 38,039
 1989 49ers, 21-10(SF) 60,927
 1992 Bills, 34-31(SF) 64,053
 1995 49ers, 17-27(SF) 65,568
 1998 Bills, 26-21 (B) 76,615
 2001 49ers, 35-0 (SF) 67,252
 2004 Bills, 41-7 (SF) 63,248
 2008 49ers, 10-3 (B) 70,988
 2012 49ers, 45-3 (SF) 69,732

SEATTLE SEAHAWKS (5-7)

1977 Seahawks, 56-17(S) 61,180
 1984 Seahawks, 31-28(S) 59,034
 1988 Bills, 13-3(S) 61,074
 1989 Seahawks, 17-16(S) 57,682
 1995 Bills, 27-21(B) 74,362
 1996 Seahawks, 26-18(S) 41,373
 1999 Seahawks, 26-16(S) 66,301
 2000 Bills, 42-23(S) 61,025
 2001 Seahawks, 23-20(B) 60,836
 2004 Bills, 38-9 (S) 66,271
 2008 Bills, 34-10 (B) 71,194
 2012 Seahawks, 50-17 (B-Toronto) 40,770

BILLS AFTER THE BYE

The Bills are 16-11 after their bye week since 1990. Buffalo's post-bye week games since 1990:

10/21/90 vs. NYJ W, 30-27
 11/3/91 vs. NE W, 22-17
 10/26/92 at NYJ W, 24-20
 9/26/93 vs. Mia. L, 13-22
 10/24/93 at NYJ W, 19-10
 10/30/94 vs. KC W, 44-10
 10/2/95 at Cle. W, 22-19
 10/6/96 vs. Ind. W, 16-13 (OT)
 10/5/97 vs. Det. W, 22-13

10/4/98 vs. SF W, 26-21
 12/12/99 vs. NYG L, 17-19
 10/1/00 vs. Indy L, 16-18
 10/18/01 at Jax W, 13-10
 11/17/02 at KC L, 17-16
 11/9/03 at Dal. L, 10-6
 10/3/04 vs. NE L, 31-17
 11/13/05 vs. KC W, 14-3
 11/5/06 vs. GB W, 24-10

10/21/07 vs. Bal. W, 19-14
 10/19/08 vs. SD W, 23-14
 11/15/09 at Ten. L, 17-41
 10/24/10 at Bal. L, 34-37
 10/30/11 vs. Was. W, 23-0
 11/4/12 at Hou. L, 21-9
 12/1/13 vs. Atl. L, 31-34 OT #
 11/9/14 vs. KC. L, 13-17
 11/8/15 vs. Mia W 33-17

Game played in Toronto

RECORD VS. OPPONENTS

vs. AFC

Regular Season: 308-361-7

Postseason: 14-11

AFC EAST

Regular Season: 143-176-2

vs. Miami Dolphins: 42-57-1

vs. New England Patriots: 42-68-1

vs. New York Jets: 59-51

Postseason: 4-2

Postseason: 3-1

Postseason: 0-1

Postseason: 1-0

AFC NORTH

Regular Season: 34-39

vs. Baltimore Ravens: 3-3

vs. Cincinnati Bengals: 15-12

vs. Cleveland Browns: 8-11

vs. Pittsburgh Steelers: 8-13

Postseason: 1-5

Postseason: 0-2

Postseason: 0-1

Postseason: 1-2

AFC SOUTH

Regular Season: 62-68-1

vs. Houston Texans: 4-4

vs. Indianapolis Colts: 36-31-1

vs. Jacksonville Jaguars: 7-6

vs. Tennessee Titans: 15-27

Postseason: 2-2

Postseason: 0-1

Postseason: 2-1

AFC WEST

Regular Season: 69-78-4

vs. Denver Broncos: 19-16-1

vs. Kansas City Chiefs: 23-20-1

vs. Oakland Raiders: 17-20

vs. San Diego Chargers: 10-22-2

Postseason: 7-2

Postseason: 1-0

Postseason: 2-1

Postseason: 2-0

Postseason: 2-1

vs. NFC

Regular Season: 85-90-1

Postseason: 0-4

NFC EAST

Regular Season: 24-24

vs. Dallas Cowboys: 4-6

vs. New York Giants: 6-6

vs. Philadelphia Eagles: 6-7

vs. Washington Redskins: 8-5

Postseason: 0-4

Postseason: 0-2

Postseason: 0-1

Postseason: 0-1

NFC NORTH

Regular Season: 23-23-1

vs. Chicago Bears: 5-7

vs. Detroit Lions: 5-4-1

vs. Green Bay Packers: 8-4

vs. Minnesota Vikings: 5-8

NFC SOUTH

Regular Season: 16-21

vs. Atlanta Falcons: 4-7

vs. Carolina Panthers: 5-1

vs. New Orleans Saints: 4-6

vs. Tampa Bay Buccaneers: 3-7

NFC WEST

Regular Season: 22-22

vs. Arizona Cardinals: 6-4

vs. St. Louis Rams: 6-5

vs. San Francisco 49ers: 5-6

vs. Seattle Seahawks: 5-7

PRESEASON RECORD VS. OPPONENTS

Opponent	W	L	T	Pct.	Last Meeting
Arizona	0	2	0	.000	1974
Atlanta	4	6	0	.400	2007
Baltimore	2	1	0	.667	2003
Carolina	2	3	0	.400	2015
Chicago	2	12	1	.167	2011
Cincinnati	5	6	0	.456	2010
Cleveland	4	7	0	.364	2015
Dallas	2	1	0	.667	1995
Denver	4	4	0	.500	2011
Detroit	11	23	1	.329	2015
Green Bay	3	10	0	.231	2009
Houston/Tennessee	3	10	0	.231	2009
Indianapolis	4	3	0	.571	2013
Jacksonville	1	0	0	1.000	2011
Kansas City	4	8	0	.333	1995
Miami	0	3	1	.125	1987
Minnesota	4	7	0	.364	2013
New England	7	6	0	.538	1984
New Orleans	4	3	0	.571	2007
New York Giants	1	4	0	.200	2014
New York Jets	6	4	0	.600	1970
Oakland	1	5	0	.167	1987
Philadelphia	5	4	0	.556	2001
Pittsburgh	3	8	0	.273	2015
San Diego	1	0	0	1.000	1981
San Francisco	0	0	0	.000	-
Seattle	1	2	0	.333	1999
St. Louis	3	3	0	.500	2003
Tampa Bay	2	2	0	.500	2014
Washington	5	10	0	.333	2013
ALL-TIME TOTALS	94	157	3	.376	-

Note: Bills 1961 exhibition loss to Hamilton (CFL) is not included in the totals listed

PRESEASON RESULTS [RECORD 94-157-3]

1960 (1-4)		at Detroit	31-17	at Washington	20-14
Boston	7-28	Green Bay	14-20	Detroit	13-10
Denver at Rochester, NY	31-14				
Boston at Worcester, MA	7-21	1972 (3-2-1)		1983 (1-3)	
Oakland	21-26	St. Louis	10-27	at Chicago	17-27
NY Titans	31-52	at New Orleans	24-21	Cleveland	10-27
		Minnesota	21-10	at Detroit	17-16
		Oakland at Berkeley, CA	13-31	Washington	19-27
		at Chicago	24-24		
1961 (0-4)		Philadelphia	34-17	1984 (1-3)	
*at Hamilton (CFL)	21-38			at Seattle	3-7
Dallas Texans	26-35	1973 (0-6)		New England	23-13
Boston at Providence, RI	10-28	Philadelphia at Jax., FL	6-13	Detroit	12-17
Boston	12-15	at Green Bay	3-10	Chicago at Indianapolis, IN	7-38
*Result not included in overall record		Washington	21-37		
1962 (3-1)		Chicago	10-13	1985 (0-3-1)	
NY Titans at New Haven, CT	20-10	at Denver	14-16	at Detroit	10-10 OT
Boston	7-12	Oakland	7-17	at Miami	17-27
Houston at Mobile, AL	21-14			Cleveland	28-31
at Boston	7-6	1974 (4-3)		at Chicago	14-45
		St. Louis at Canton, OH	13-17		
1963 (3-1)		Green Bay	13-16	1986 (1-3)	
at Kansas City	13-17	at Kansas City	35-21	at Cleveland	17-19
NY Jets	23-8	at Washington	16-15	at Houston	20-23
Boston	24-14	at Minnesota	13-32	at Kansas City	13-6
Denver at Winston-Salem, NC	21-14	Detroit	28-7	Chicago at South Bend, IN	17-31
		NY Giants	23-17 OT		
1964 (2-3)		1975 (3-3)		1987 (1-3)	
NY Jets at Tampa, FL	26-13	at Atlanta	23-28	at Atlanta	14-19
Kansas City	21-24	at Green Bay	6-23	at LA Raiders	7-3
at Oakland	31-34	Cincinnati	28-38	at Kansas City	14-34
Boston	24-14	LA Rams	31-24	at Miami	20-34
NY Jets at Kingston, PA	17-19	at Cleveland	34-20		
		Atlanta at Tampa, FL	16-14	1988 (1-3)	
1965 (3-2)		Kansas City	7-9	at Houston	9-13
at Boston	23-0			Cincinnati	13-24
Houston	7-29	1976 (2-4)		at Seattle	13-30
NY Jets at New Brunswick, NJ	30-14	at Detroit	17-20	Tampa Bay at Nashville, TN	14-7
Kansas City at Wichita, KS	16-18	at Cincinnati	10-31		
NY Jets	31-10	New Orleans	14-21	1989 (1-4)	
		Green Bay	37-0	Washington at Canton, OH	6-31
1966 (3-1)		at LA Rams	17-31	at Cincinnati	20-24
at Boston	19-13	Cleveland	28-10	New Orleans	10-7
Denver	25-3			Green Bay at Madison, WI	24-27
Houston at Little Rock, AR	28-16	1977 (2-4)		Atlanta at Jacksonville, FL	17-36
NY Jets at Allentown, PA	17-34	at Pittsburgh	24-28		
		Detroit	17-10	1990 (0-4)	
1967 (1-4)		at New Orleans	17-20	NY Giants	6-20
Miami at Memphis, TN	7-10	at NY Giants	21-24 OT	at Detroit	13-24
at Detroit	17-19	Tampa Bay	17-6	at New Orleans	23-28
Boston at Rochester, NY	10-13	Minnesota	6-30	Chicago at Columbia, SC	7-35
Philadelphia	30-38				
NY Jets at Mobile, AL	31-23	1978 (0-4)		1991 (2-3)	
		at Detroit	20-28	Philadelphia at London, Eng.	17-13
1968 (2-2-1)		Cleveland	10-20	at NY Giants	17-23
Detroit	13-9	Denver	13-23	Detroit	21-16
Miami at Rochester, NY	28-28	at Minnesota	27-30	Green Bay at Madison, WI	24-35
at Cincinnati	10-6			at Chicago	13-30
Houston at Tulsa, OK	7-37	1979 (0-4)			
at Cleveland	12-22	Pittsburgh	7-15	1992 (2-2)	
		Detroit	13-34	at Minnesota	3-24
1969 (1-5)		at Green Bay	6-7	Detroit	30-24
at Houston	7-24	at Oakland	21-48	at Kansas City	0-35
Washington	21-17			at Atlanta	27-21
at Detroit	12-24	1980 (1-3)			
Baltimore	7-20	Philadelphia	9-24	1993 (2-3)	
Chicago at Cleveland, OH	16-23	at Detroit	17-24	at Detroit	7-14
at LA Rams	20-50	Green Bay	14-0	Minnesota (Am. Bowl, Berlin)	6-20
		at Houston	7-24	at Kansas City	30-7
1970 (1-5)				Tampa Bay (at Citrus Bowl)	12-32
NY Jets at Birmingham, AL	10-33	1981 (2-2)		Atlanta	17-16
Detroit	6-22	Detroit	14-21		
Philadelphia	35-20	Cleveland	10-13	1994 (3-1)	
at Washington	0-27	at Cleveland	31-20	Washington	13-11
Atlanta	7-10	at San Diego	30-24	at Atlanta	7-27
at Green Bay	0-34			at Houston at Alamogordo	18-16
		1982 (3-1)		Kansas City	24-3
1971 (3-3)		at Dallas	14-10		
New Orleans	14-10	Chicago	14-21	1995 (2-3)	
at Philadelphia	28-34			at Dallas	15-21
New England	28-14				
at Atlanta	24-35				

PRESEASON RESULTS [RECORD 94-157-3]

Pittsburgh	10-31	at Indianapolis	7-19	2010 (2-2)	
Dallas (at Toronto)	9-7	at Detroit	13-20	at Washington	17-42
at Kansas City	10-36			Indianapolis (Toronto)	34-21
Atlanta	20-14	2003 (3-1)		Cincinnati	35-20
		at Baltimore	20-19	at Detroit	23-28
1996 (2-2)		at Tennessee	24-37		
Washington	7-17	St. Louis	28-24	2011 (1-3)	
at Minnesota	35-12	Detroit	22-16	at Chicago	3-10
at Carolina	24-0			at Denver	10-24
Baltimore	14-37	2004 (1-3)		Jacksonville	35-32 OT
		Denver	16-6	Detroit	6-16
1997 (2-3)		Tennessee	15-16		
at Denver	10-31	at Indianapolis	17-30	2012 (0-4)	
Chicago	17-20	at Detroit	17-20	Washington	6-7
Minnesota	19-3			at Minnesota	14-36
Green Bay (at Toronto)	3-35	2005 (2-2)		Pittsburgh	7-38
at Baltimore	31-28	at Indianapolis	17-10	at Detroit	32-38
		Green Bay	27-7		
1998 (2-2)		at Chicago	12-16	2013 (2-2)	
at Pittsburgh	13-24	Detroit	7-21	at Indianapolis	44-20
Carolina	7-12			Minnesota	20-16
at Chicago	17-9	2006 (1-3)		at Washington	7-30
Washington	27-17	at Carolina	13-14	Detroit	13-35
		Cincinnati	31-44		
1999 (3-1)		Cleveland	17-20	2014 (1-4)	
at Seattle	24-10	at Detroit	20-13	vs. NY Giants (HOF Game)	13-17
at Washington	19-20			at Carolina	20-18
at Cincinnati	30-3	2007 (2-2)		at Pittsburgh	16-19
Pittsburgh	16-14	at New Orleans	13-10	vs. Tampa Bay	14-27
		Atlanta	10-13	vs. Detroit	0-23
2000 (3-1)		Tennessee	17-28		
Cincinnati	21-20	at Detroit	16-13	2015 (2-2)	
at Detroit	13-15	2008 (2-2)		vs. Carolina	24-25
at St. Louis	31-27	at Washington	14-17	at Cleveland	11-10
at Philadelphia	16-12	Pittsburgh (Toronto)	24-21	vs. Pittsburgh	43-19
		at Indianapolis	20-7	at Detroit	17-10
2001 (2-2)		Detroit	6-14		
St. Louis	10-24	2009 (1-4)			
Philadelphia	6-3	at Tennessee (HOF Game)	18-21		
at Cincinnati	20-10	Chicago	27-20		
at Pittsburgh	0-20	at Green Bay	21-31		
		at Pittsburgh	0-17		
2002 (0-4)		Detroit	6-17		
Cincinnati	14-17				
Minnesota	21-24				

BUFFALO BILLS FIRSTS

First Regular Season Opponent	New York Titans, 9/11/1960
First Regular Season Win	Boston Patriots, 9/23/1960
First Monday Night Opponent/Win	Kansas City Chiefs, 10/29/1973
First Opponent Shutout	Boston Patriots, 9/23/1960
First Preseason Opponent	Boston Patriots, 7/30/1960
First Preseason Win	Denver Broncos, 8/13/1960
First Overtime Opponent/Win	New England Patriots, 11/25/1979
First Playoff Game	Boston Patriots, 12/28/1963
First Playoff Win	San Diego Chargers, 12/26/1964
First Player Ever Drafted	QB Richie Lucas (Penn State), 1960
First Regular Season Points.....	35 yard field goal by Darrell Harper vs. New York Titans, 9/11/1960
First Regular Season TD	one-yard run by Wray Carlton vs. Denver, 9/18/1960
First Super Bowl Appearance	Super Bowl XXV vs. NY Giants, 1/27/1991

YEAR-BY-YEAR PRO BOWL SELECTIONS

Year	Selections	Position/Name
1960	0	
1961	6	S Bill Atkins; LB Archie Matsos; DT Chuck McMurty; T Harold Olson; T Ken Rice; DE Laverne Torczon
1962	6	FB Cookie Gilchrist; QB Jack Kemp; LB Archie Matsos; DT Tom Sestak; G Billy Shaw; E Ernie Warlick
1963	7	T Stew Barber; FB Cookie Gilchrist; QB Jack Kemp (#); DT Tom Sestak; G Billy Shaw; LB Mike Stratton; E Ernie Warlick
1964	10	T Stew Barber; CB Butch Byrd; FL Elbert Dubenion; FB Cookie Gilchrist; QB Jack Kemp; S George Saimes; DT Tom Sestak; G Billy Shaw; LB Mike Stratton; E Ernie Warlick
1965	**	Entire team
1966	11	T Stew Barber; RB Bobby Burnett; CB Butch Byrd; FB Wray Carlton; TE Paul Costa; DT Jim Dunaway; QB Jack Kemp; S George Saimes; G Billy Shaw; LB Mike Stratton; LB John Tracey
1967	9	T Billy Shaw; DT Jim Dunaway; DB Tom Janik; RB Keith Lincoln; DE Ron McDole; K Mike Mercer; S George Saimes; G Billy Shaw; LB Mike Stratton
1968	4	DT Jim Dunaway; S George Saimes; G Billy Shaw; LB Mike Stratton
1969	5	LB Harry Jacobs; QB Jack Kemp; WR Haven Moses; G Billy Shaw; RB O.J. Simpson
<hr/>		
1970	1	WR Marlin Briscoe
1971	0	
1972	3	WR J.D. Hill; CB Robert James; RB O.J. Simpson (*)
1973	3	T Dave Foley; CB Robert James; RB O.J. Simpson
1974	2	CB Robert James; RB O.J. Simpson
1975	2	G Joe DeLamielleure; RB O.J. Simpson
1976	2	G Joe DeLamielleure; RB O.J. Simpson
1977	2	G Joe DeLamielleure; S Tony Greene
1978	1	G Joe DeLamielleure
1979	1	G Joe DeLamielleure
<hr/>		
1980	3	WR Jerry Butler; RB Joe Cribbs; NT Fred Smerlas
1981	3	RB Joe Cribbs (#); WR Frank Lewis; NT Fred Smerlas
1982	2	NT Fred Smerlas; DE Ben Williams
1983	2	RB Joe Cribbs; NT Fred Smerlas
1984	1	RB Greg Bell
1985	0	
1986	0	
1987	3	QB Jim Kelly; DE Bruce Smith (*); ST Steve Tasker
1988	8	LB Cornelius Bennett; LB Shane Conlan (#); C Kent Hull; QB Jim Kelly (#) K Scott Norwood; WR Andre Reed; NT Fred Smerlas; DE Bruce Smith LB Shane Conlan; C Kent Hull; WR Andre Reed; DE Bruce Smith; RB Thurman Thomas
<hr/>		
1990	10	LB Cornelius Bennett; LB Shane Conlan; C Kent Hull; QB Jim Kelly (*); WR Andre Reed; DE Bruce Smith; ST Steve Tasker; LB Darryl Talley; RB Thurman Thomas; T Will Wolford
1991	8	LB Cornelius Bennett; QB Jim Kelly; WR James Lofton; WR Andre Reed; G Jim Ritcher; LB Darryl Talley; ST Steve Tasker; RB Thurman Thomas
1992	10	T Howard Ballard; LB Cornelius Bennett; S Henry Jones; QB Jim Kelly (#); CB Nate Odomes; WR Andre Reed; G Jim Ritcher; DE Bruce Smith (#); ST Steve Tasker (*); RB Thurman Thomas; T Will Wolford
1993	7	T Howard Ballard; LB Cornelius Bennett; CB Nate Odomes; WR Andre Reed (#); DE Bruce Smith (#); ST Steve Tasker; RB Thurman Thomas
1994	3	WR Andre Reed; DE Bruce Smith; ST Steve Tasker
1995	3	LB Bryce Paup; DE Bruce Smith; ST Steve Tasker
1996	3	G Ruben Brown; LB Bryce Paup; DE Bruce Smith (#)
1997	4	G Ruben Brown; LB Bryce Paup; DE Bruce Smith; NT Ted Washington
1998	6	G Ruben Brown; QB Doug Flutie; FB Sam Gash; WR Eric Moulds; DE Bruce Smith; NT Ted Washington
1999	2	G Ruben Brown; FB Sam Gash
<hr/>		
2000	4	G Ruben Brown; LB Sam Cowart; WR Eric Moulds; NT Ted Washington
2001	2	G Ruben Brown; FB Larry Centers
2002	4	QB Drew Bledsoe; G Ruben Brown; RB Travis Henry; WR Eric Moulds
2003	2	G Ruben Brown; LB Takeo Spikes
2004	4	DT Sam Adams; CB Nate Clements; KR Terrence McGee; LB Takeo Spikes
2005	2	P Brian Moorman; LS Mike Schneck
2006	2	P Brian Moorman; DE Aaron Schobel
2007	2	LT Jason Peters (#); DE Aaron Schobel
2008	2	RB Marshawn Lynch; T Jason Peters (#)
2009	1	FS Jairus Byrd (#)
2010	1	NT Kyle Williams
2011	0	
2012	3	FS Jairus Byrd; RB C.J. Spiller; DT Kyle Williams
2013	4	FS Jairus Byrd; DT Marcell Dareus; DT Kyle Williams; DE Mario Williams
2014	3	DT Marcell Dareus; DT Kyle Williams; DE Mario Williams
2015	4	G Richie Incognito; RB LeSean McCoy (#); QB Tyrod Taylor; C Eric Wood

*Player of the Game; #Did not play – injured

PRO BOWL SELECTIONS (ALPHABETICAL)

Name	Pos.	No. of Selections (1960-2014)	Season(s)
Adams, Sam	DT	1	2004
Atkins, Bill	DB	1	1961
Ballard, Howard	RT	2	1992, 93
Barber, Stew	OT	5	1963-67
Bell, Greg	RB	1	1984
Bennett, Cornelius	LB	5	1988, 90, 1991-93
Bledsoe, Drew	QB	1	2002
Briscoe, Marlin	WR	1	1970
Brown, Ruben	G	8	1996-03
Burnett, Bobby	RB	1	1966
Butler, Jerry	WR	1	1980
Byrd, Butch	CB	5	1964-66, 1968-69
Byrd, Jairus	FS	3	2009, 2012-13
Carlton, Wray	RB	2	1965, 66
Centers, Larry	FB	1	2001
Clements, Nate	CB	1	2004
Conlan, Shane	LB	3	1988^, 1989-90
Costa, Paul	TE/T	2	1965, 66
Coward, Sam	LB	1	2000
Cribbs, Joe	RB	3	1980, 81^, 83
Dareus, Marcell	DT	2	2013-14
DeLamielleure, Joe	G	5	1975-79
Dubenion, Elbert	WR	1	1964
Dunaway, Jim	DT	4	1965-68
Flutie, Doug	QB	1	1998
Foley, Dave	T	1	1973
Gash, Sam	FB	2	1998, 99
Gilchrist, Cookie	RB	3	1962-64
Greene, Tony	S	1	1977
Henry, Travis	RB	1	2002
Hill, J.D.	WR	1	1972
Hull, Kent	C	3	1988-90
Incognito, Richie	G	1	2015
Jacobs, Harry	LB	2	1965, 1969
James, Robert	CB	3	1972-74
Janik, Tom	S	2	1965, 67
Jones, Henry	SS	1	1992
Kelly, Jim	QB	5	1987, 88^, 90 (MVP), 91, 92^
Kemp, Jack	QB	6	1962, 1963^, 1964-66, 69
Lewis, Frank	WR	1	1981
Lincoln, Keith	RB	1	1967
Lofton, James	WR	1	1991
Lynch, Marshawn	RB	1	2008
Matsos, Archie	LB	2	1961-62
McCoy, LeSean	RB	1	2015
McDole, Ron	DE	2	1965, 67
McGee, Terrence	KR	1	2004
McMurtry, Chuck	DT	1	1961
Mercer, Mike	K	1	1967
Moorman, Brian	P	2	2005, 2006
Moses, Haven	WR	1	1969
Moulds, Eric	WR	3	1998, 00, 02
Norwood, Scott	K	1	1988
Odomes, Nate	CB	2	1992-93
O'Donnell, Joe	G	1	1966
Olson, Harold	T	1	1961
Paup, Bryce	LB	3	1995-97
Peters, Jason	T	2	2007^, 2008^
Reed, Andre	WR	7	1988-92, 93^, 94
Rice, Ken	T	1	1961
Ritcher, Jim	G	2	1991-92
Saimes, George	S	5	1964-68
Schneck, Mike	LS	1	2005
Schobel, Aaron	DE	2	2006, 2007
Sestak, Tom	DE	4	1962-64, 1965^
Shaw, Billy	G	8	1962-64, 1965^, 1966-69
Simpson, O.J.	RB	6	1969@, 72 (MVP) -76

PRO BOWL SELECTIONS (ALPHABETICAL)

Name	Pos.	No. of Selections (1960-2014)	Season(s)
Smerlas, Fred	NT	5	1980-83, 88
Smith, Bruce	DE	11	1987, 88 (MVP), 1989-90, 92 [^] , 93 [^] , 94-98 [^]
Spikes, Takeo	LB	2	2003, 2004
Spiller, C.J.	RB	1	2012
Stratton, Mike	LB	6	1963-68
Talley, Darryl	LB	2	1990, 91
Tasker, Steve	ST*	7	1987, 90-92 (MVP), 93-95
Taylor, Tyrod	QB	1	2015
Thomas, Thurman	RB	5	1989, 90-91, 92 [^] , 93
Torczone, LaVerne	DE	1	1962
Tracey, John	LB	2	1965-66
Warlick, Ernie	E	4	1962-65
Washington, Ted	NT	3	1997-98, 00
West, Willie	DB	1	1963
Williams, Ben	DE	1	1982
Williams, Kyle	DT	4	2010, 2012-14
Williams, Mario	DE	2	2013-14
Wolford, Will	OT	2	1990, 92
Wood, Eric	C	1	2015

ST* = Special Teams @Participated in AFL All-Star Game and NFL Pro Bowls

[^]Selected, but did not play due to injury (MVP) = Most Valuable Player

BUFFALO PRO FOOTBALL HISTORY

Year	Name	League
1920	All-Americans	American Football League
1921-23	All-Americans	National Football League
1924-25	Bisons	National Football League
1926	Rangers	National Football League
1927-29	Bisons	National Football League
1940	Indians	American Football League
1941	Tigers	American Football League
1946	Bisons	All-America Football Conference
1947-49	Bills	All-America Football Conference
1960-69	Bills	American Football League
1970-present	Bills	National Football League



BUFFALO BILLS 50TH SEASON ALL-TIME TEAM

The Buffalo Bills announced the 26 members of the Bills 50th Season All-Time Team presented by Tops on April 25, 2009. The players were chosen by fans from a list of nominees that were selected by the Bills Wall of Fame Committee. Below is a list of the Buffalo football legends that made the cut:

QB	Jim Kelly	OL	Ruben Brown	LB	Cornelius Bennett
RB	Thurman Thomas	OL	Jim Ritches	LB	Shane Conlan
WR	Andre Reed	K	Steve Christie	LB	Mike Stratton
WR	Eric Moulds	P	Brian Moorman	CB	Nate Odomes
WR	James Lofton	ST	Steve Tasker	CB	Butch Byrd
TE	Pete Metzelaars	DL	Bruce Smith	S	Henry Jones
OL	Kent Hull	DL	Fred Smerlas	S	George Saimes
OL	Joe DeLamielleure	DL	Tom Sestak	HC	Marv Levy
OL	Billy Shaw	LB	Darryl Talley		

AFL ALL STARS/PRO BOWL NOTES

Most Selections AFL:	8	Billy Shaw
	6	Jack Kemp
		Mike Stratton
	5	Butch Byrd George Saimes
Most Selections AFC:	11	Bruce Smith
	8	Ruben Brown
	7	Andre Reed
		Steve Tasker
	5	Cornelius Bennett Joe DeLamielleure Jim Kelly O.J. Simpson Fred Smerlas Thurman Thomas
Most Consecutive Selections AFL:	8	Billy Shaw
	6	Mike Stratton
	5	Stew Barber George Saimes
	4	Jim Dunaway
Most Consecutive Selections AFC:	8	Ruben Brown
	7	Andre Reed Bruce Smith
	6	Steve Tasker
	5	Joe DeLamielleure O.J. Simpson Thurman Thomas
	4	Cornelius Bennett Fred Smerlas
Most Selections by a Defensive Player AFL:	6	Mike Stratton
	5	Butch Byrd George Saimes
	4	Jim Dunaway
Most Selections by a Defensive Player AFC:	11	Bruce Smith
	5	Cornelius Bennett Fred Smerlas
Most Selections by an Offensive Player AFL:	8	Billy Shaw
	6	Jack Kemp
	5	Stew Barber
	2	Wary Carlton Paul Costa
Most Selections by an Offensive Player AFC:	8	Ruben Brown
	7	Andre Reed
	5	Joe DeLamielleure Jim Kelly O.J. Simpson Thurman Thomas
Most Selections by a Special Teams Player AFL:	1	Mike Mercer Paul Maguire
Most Selections by a Special Teams Player AFC:	7	Steve Tasker
	2	Brian Moorman
	1	Terrence McGee Scott Norwood Mike Schneck

PLAYERS OF THE WEEK/MONTH

1984

AFC PLAYER/WEEK

Week 12: Greg Bell (O)

1985

AFC PLAYER/WEEK

Week 7: Greg Bell (O)

Week 8: James Lofton (O)

1986

AFC PLAYER/WEEK

Week 13: Charles Romes (D)

1987

AFC PLAYER/WEEK

Week 2: Jim Kelly (O)

Week 7: Jim Kelly (O)

Week 17: Bruce Smith (D)

1988

AFC PLAYER/WEEK

Week 4: Mark Kelso

Week 6: Cornelius Bennett (D)

Week 9: Cornelius Bennett (D)

Week 12: Fred Smerlas (D)

AFC PLAYER/MONTH

October: Cornelius Bennett (D)

1989

AFC PLAYER/WEEK

Week 1: Jim Kelly (O)

Week 3: Jim Kelly (O)

AFC PLAYER/MONTH

September: Jim Kelly (O)

1990

AFC PLAYER/WEEK

Week 3: Thurman Thomas (O)

Week 4: Cornelius Bennett (D)

Week 5: Cornelius Bennett (D)

Week 7: Andre Reed (O)

Week 13: Bruce Smith (D)

Week 14: Bruce Smith (D)

Week 16: Darryl Talley (D)

AFC PLAYER/MONTH

December: Bruce Smith (D)

1991

AFC PLAYER/WEEK

Week 1: Thurman Thomas (O)

Week 2: Jim Kelly (O)

Week 3: Thurman Thomas (O)

Week 4: Cornelius Bennett (D)

Week 5: Nate Odomes (D)

Week 8: James Lofton (O)

Week 15: Jim Kelly (O)

AFC PLAYER/MONTH

September: Jim Kelly (O)

Thurman Thomas (O)

November: Thurman Thomas (O)

1992

AFC PLAYER/WEEK

Week 2: Jim Kelly (O)

Week 4: Jim Kelly (O)

Week 10: Thurman Thomas (O)

Week 15: Thurman Thomas (O)

Week 16: Jeff Wright (D)

AFC PLAYER/MONTH

September: Jim Kelly (O)

1993

AFC PLAYER/WEEK

Week 2: Steve Tasker

Week 8: Bruce Smith (D)

Week 16: Nate Odomes (D)

Week 17: Steve Christie (ST)

AFC PLAYER/MONTH

October: Bruce Smith (D)

1994

AFC PLAYER/WEEK

Week 2: Chris Mohr (ST)

Week 3: Steve Christie (ST)

Week 4: Cornelius Bennett (D)

Week 9: Bruce Smith (D)

AFC PLAYER/MONTH

September: Bruce Smith (D)

Steve Christie (ST)

1995

AFC PLAYER/WEEK

Week 3: Bryce Paup (D)

Week 7: Bryce Paup (D)

Week 15: Jim Kelly (O)

AFC PLAYER/MONTH

November: Bryce Paup (D)

1996

AFC PLAYER/WEEK

Week 4: Manny Martin (D)

Week 8: Steve Christie (ST)

Week 10: Darick Holmes

Week 11: Bruce Smith (D)

Week 13: Kurt Schultz (D)

Week 17: Jim Kelly (O)

AFC PLAYER/MONTH

September: Bruce Smith (D)

November: Bruce Smith (D)

AFC ROOKIE/MONTH

November: Gabe Nothern (D)

1997

AFC PLAYER/WEEK

Week 2: Bryce Paup (D)

Week 8: Bruce Smith (D)

AFC PLAYER/MONTH

October: Bruce Smith (D)

1998

AFC PLAYER/WEEK

Week 5: Bruce Smith (D)

Week 9: Doug Flutie (O)

Week 14: Steve Christie (ST)

AFC PLAYER/MONTH

December: Steve Christie (ST)

AFC ROOKIE/MONTH

October: Sam Cowart (D)

1999

AFC PLAYER/WEEK

Week 4: John Holecsek (D)

Week 9: Doug Flutie (O)

Week 17: Rob Johnson (O)

2000

AFC PLAYER/WEEK

Week 1: Steve Christie (ST)

Week 7: Steve Christie (ST)

Week 10: Sam Cowart (D)

Steve Christie (ST)

AFC PLAYER/MONTH

November: Sam Cowart (D)

2002

AFC PLAYER/WEEK

Week 2: Drew Bledsoe (O)

Mike Hollis (ST)

Week 6: Travis Henry (O)

Week 7: Nate Clements (D)

AFC PLAYER/MONTH

September: Drew Bledsoe (O)

October: Brian Moorman (ST)

2003

AFC PLAYER/WEEK

Week 1: Takeo Spikes (D)

Week 13: Aaron Schobel (D)

2004

AFC PLAYER/WEEK

Week 6: Brian Moorman (ST)

Week 8: Terrence McGee (ST)

Week 11: Lawyer Milloy (D)

Week 13: Terrence McGee (ST)

2005

AFC PLAYER/WEEK

Week 10: Brian Moorman (ST)

Week 16: Terrence McGee (ST)

2006

AFC PLAYER/WEEK

Week 2: Coy Wire (ST)

Week 9: Brian Moorman (ST)

Week 12: Roscoe Parrish (ST)

Week 14: Aaron Schobel (D)

Week 15: Brian Moorman (ST)

AFC PLAYER/MONTH

November: Brian Moorman (ST)

PLAYERS OF THE WEEK/MONTH

NFL ROOKIE/MONTH

September: Donte Whitner (D)

2007

AFC PLAYER/WEEK

Week 4: Jabari Greer (D)
Week 13: Rian Lindell (ST)

NFL ROOKIE/WEEK

Week 7: Marshawn Lynch (O)
Week 10: Marshawn Lynch (O)
Week 13: Trent Edwards (O)
Week 14: Trent Edwards (O)

2008

AFC PLAYER/WEEK

Week 1: Roscoe Parrish (ST)

NFL ROOKIE/MONTH

November: Leodis McKelvin (D)

2009

AFC PLAYER/WEEK

Week 2: Rian Lindell (ST)
Week 7: Brian Moorman (ST)

NFL ROOKIE/MONTH

October: Jairus Byrd (D)

2010

AFC PLAYER/WEEK

Week 3: C.J. Spiller (ST)
Week 11: Drayton Florence (D)

2011

AFC PLAYER/WEEK

Week 3: Rian Lindell (ST)
Week 5: George Wilson (D)

AFC PLAYER/MONTH

September: Ryan Fitzpatrick (O)

NFL ROOKIE/WEEK

Week 8: Marcell Dareus (D)

2012

AFC PLAYER/WEEK

Week 6: Jairus Byrd (D)
Week 11: Leodis McKelvin (S)

2013

AFC PLAYER/WEEK

Week 2: Mario Williams (D)
Week 7: Mario Williams (D)

2014

AFC PLAYER/WEEK

Week 1: Dan Carpenter (ST)
Week 2: C.J. Spiller (ST)
Week 5: Marcell Dareus (D)
Week 12: Boobie Dixon (ST)

NFL PLAYER/MONTH

November: Mario Williams (D)

NFL ROOKIE/MONTH

October: Sammy Watkins (O)

2015

AFC PLAYER/WEEK

Week 3: Preston Brown (D)
Week 10: Bacarri Rambo (D)

NFL ROOKIE/MONTH

November: Ronald Darby (D)

Total Players/Week: 101
Total Players/ Month: 22
Total Rookies/Week: 7
Total Rookies/Month: 8

RALPH C. WILSON, JR. DISTINGUISHED SERVICE AWARD

Listed below are the winners of the Ralph C. Wilson, Jr. Distinguished Service Award, given annually to a former Buffalo Bills' player for his outstanding service to the team and in recent years to a Bills staff member.

YEAR	POS.	PLAYER	YEARS WITH BILLS
1986	DE	Ben Williams	10 (1976-85)
1987	G	Joe DeLamielleure	8 (1973-79, '85)
1988	S	Steve Freeman	12 (1975-86)
1989	WR	Jerry Butler	9 (1979-87)
1990	G	Tim Vogler	10 (1979-88)
1991	QB	Joe Ferguson	12 (1973-84)
1992	OT	Ken Jones	11 (1976-86)
1993	CB	Booker Edgerson	8 (1962-69)
1994	CB	George Byrd	7 (1964-70)
1995	CB	Tony Greene	9 (1971-79)
1996	WR	Frank Lewis	6 (1978-83)
		Roland Hooks	7 (1976-82)
1997	TE	Charley Ferguson	7 (1963-69)
1998	OT	Stew Barber	9 (1961-69)
	QB/WR	Ed Rutkowski	6 (1963-68)
1999	G	Reggie McKenzie	11 (1972-82)
	NT	Fred Smerlas	11 (1979-89)
2000	LB	Darryl Talley	12 (1983-94)
		Ernie Warlick	4 (1962-65)
2001	C	Kent Hull	11 (1986-96)
	WR/KR	Steve Tasker	12 (1986-97)
2002	WR	Don Beebe	6 (1989-94)
2003	RB	Thurman Thomas	12 (1988-99)
2004	LB/P	Paul Maguire	7 (1964-70)
2005	QB	Frank Reich	10 (1985-94)
2006	DE	Phil Hansen	11(1991-2001)
2007	WR	Lou Piccone	6(1977-82)
	ADM	Denny Lynch	20(1986-2006)
2008	S	Mark Kelso	8(1986-930)
	ADM	Gretchen Geitter	15(1994-present)
2009	WR	Andre Reed	15 (1985-99)
2010	OL	Ruben Brown	9 (1995-03)
2011	K	Scott Norwood	7 (1985-91)
2012	P	Chris Mohr	10 (1991-2000)
2013	C	Al Bemiller	9 (1961-1969)
2014	President	Russ Brandon	20 (1997-current)

ALL-TIME COACHES

LAST NAME	FIRST	YEARS/POSITION
Adkins	Greg	2013 - 2014 (TE)
Aldridge	Miles	2001 - 02 (LB)
Allaire	John	2006 - 09 (SC)
Anderson	Kurt	2013 - 15(OQC/AOL)
Anselmo	John	2013 - 2014 (AST)
April	Bobby	2004 - 05 (ST) 2006 - 09 (AHC)
April III	Bobby	2015 - (LB)
Asselta	Art	1985 (TE)
Atkins	Bill	1972 - 73 (AC) 1974 - 75 (DB)
Ball	Herman	1963 (AC)
Bass	Marvin	1968 - 71 (AC)
Beatty	Bruce	1977 (ST)
Becker	John	1984 (QB)
Bicknell	Bob	2010 - 11 (TE), 2012 (WR)
Blackmon	Don	2003 - 05 (LB)
Blake	John	2016 - (DL)
Bogardus	Thad	2014 (DQC)
Bowman	Max	1998 - 00 (AA) 1998 - 00 (TE)
Bradley	Bill	1998 - 00 (DB)
Bresnahan	Tom	1989 - 1997 (OL) 1992 - 1996 (OC)
Brown	Ray	2008 - 09 (AOL)
Brown	Samson	2013 - 2014 (ADB)
Brown	Stephen	2013 - 2014 (ATHC)
Bullough	Hank	1985 (AHC) 1985 (DC) 1986 (HC)#
Carmody	Jim	1981 (DL)
Carr	Jim	1977 (LB)
Carroll	Pete	1984 (DB)
Catavolos	George	2006 - 2012 (DB)
Catlin	Tom	1978 - 82 (LB) 1978 - 82 (DC) 1981 - 82 (AHC)
Cavanaugh	Ed	1972 (AC) 1973 - 76 (SA)
Celeri	Bob	1968 (AC)
Ciano	Eric	2010 - 2012 (SC) 2013 - (HSC)
Clements	Tom	2004 - 05
Coiner	Charlie	2006 - 09 (TE)
Collier	Joe	1962 - 63 (AC) 1964 - 65 (DB) 1964 - 65 (LB) 1966 - 68 (HC)*
Comar	Dick	1986 (AC)
Corey	Walt	1987 - 94 (DC) 1987 - 94 (LB)
Cortez	George	2010-11 (QB)
Cottrell	Ted	1986 - 89 (DL) 1995 - 97 (LB) 1998 - 00 (DC)
Cross	DeMontie	2006 (DA)(STA) 2007 - 09(ALB) 2010 - (ILB)
Crossman	Danny	2013 - (STC)
D'Alessandris	Joe	2010 - 2012 (OL)
Dalton	Kay	1977 (WR) 1985 (QB)
Daniels	Joe	1986 (WR)
Day	Tom	1971 (AC)
Daye	Daryl	2010-11 (ATHC)
Deadmond	Glenn	1990 (DA)
Dees	Andrew	2012 (AOL)
DeHaven	Bruce	1987 - 99, 2010 - 2012 (ST)
Dickerson	Chuck	1987 - 89 (AA) 1988 - 89 (AA) 1990 - 91 (DL)
Dickson	Chris	1998 - 00 (OQC)
Donaldson	Jack	1978 - 82 (WR)
Dooley	Jim	1972 (AC)
Dove	Bob	1960 - 61 (AC)
Downing	Todd	2014 (QB)
Driesbach	Chuck	2013 (LB)
Dunbar	Karl	2015 (DL)
Dyer	George	1982 (DL)
Edwards	George	2010-11 (DC)
Engelberg	Lewis	1969 - 70 (AC)
Fairchild	Steve	2001 - 02 (RB) 2006 - 07 (OC)

LAST NAME	FIRST	YEARS/POSITION
Faragalli	Joe	1986 (TE)
Fewell	Perry	2006 - 09 (DC/IHC*)
Flores	Tom	1971 (AC)
Fluery	Brian	2013 (DQC)
Gailey	Chan	2010 - 2012 (HC)
Gamble	John	2010 - 2012 (SC)
Gibson	Claude	1969 (AC)
Gilbride	Kevin	2002 - 03 (OC)
Glanville	Jerry	1983 (DB)
Gottfried	Chuck	1970 - 71 (AC)
Graves	Fred	2001 - 03 (WR)
Gray	Jerry	2001 - 05 (DC)
Hackett	Nathaniel	2008 - 09 (OQC) 2013 - 2014 (OC)
Hamlin	Michael	2015 (STQC)
Harris	Bishop	1998 - 99 (RB)
Harris	Chick	1981 - 82 (RB)
Hawkins	Ralph	1969 - 71 (AC) 1981 - 82 (DB)
Henderson	Donnie	2013 - 15 (DB)
Henning	Dan	1997 (OC) 1997 (QB)
Hilliard	Ike	2013 (WR)
Hixon	Stan	2010-11 (WR)
Hostler	Jim	2014 (SOA)
Hunt	Bobby	1970 - 71 (AC)
Inge	William	2012 (ADL)
Jackson	Milt	1983 - 84 (WR)
Jackson	Steve	2001 - 03 (ADB) 2001 - 02 (3DS) 2003 (S)
Jauron	Dick	1985 (DA) 2006 - 09^ (HC)
Johnson	Bobby	2010 - (AOL)
Johnson	Harvey	1960 - 61 (AC) 1968 (HC)* 1969 - 70 (DPP) 1971 (HC)
Johnson	Pepper	2014 (DL)
Joiner	Charlie	1992 - 00 (WR)
Jones	Rusty	1985 - 2003 (SC) 2004 (PD) 2004 (AA)
Jones	Stan	1972 - 73 (AC) 1974 - 75 (DL)
Jones	Ronnie	2000 (ST)
Kaiser	Tommy	2001 - 03 (OA) 2001 - 03 (STA)
Kiffin	Monte	1984 - 85 (LB)
Knox	Chuck	1978 - 82 (HC)
Kollar	Bill	2006 - 2008 (DL)
Kragthorpe	Steve	2001 - 02 (QB)
Kromer	Aaron	2015 - (OL)
Krumrie	Tim	2003 - 05 (DL)
Kugler	Sean	2007 (AOL); 2008 - 09 (OL)
Kwan	Stan	2010 - 2012 (AST)
Lal	Sanjay	2015 - (WR)
LaRue	Jim	1976 - 77 (RB)
Lawrence	Don	1983 - 84 (DC) 1983 - 84 (DL) 1990 - 97 (OQC) 1990 - 97 (TE)
Leahy	Bob	1985 (WR)
LeBeau	Dick	2003 (AHC)
Lee	David	2012, 2015 - (QB)
Lester	Chuck	1987 - 89 (DA) 1989, 98 - 00 (LB) 1990 - 97, 01 (AA) 1990 - 92 (DQC) 1993 - 97 (ALB) 1998 - 00 (LB) 2001 - (DA) 2006 - 09(CO)
Levra	John	1998 - 02 (DL)
Levy	Marv	1986 - 97 (HC)#
Liburd	Dan	2009 - (SCA)
Luther	Hal	2013 - (ASC)
Lynn	Anthony	2015 - (RB)
Lynn	D'Anton	2015 - (DA)
MacDonald	Andy	1983 - 84 (RB)

ALL-TIME COACHES

LAST NAME	FIRST	YEARS/POSITION
Malavasi	Ray	1969 - 70 (AC)
Marchibroda	Ted	1987 - 88 (QB) 1989 - 91 (OC)
Marrone	Doug	2013 - 2014 (HC)
Mauck	Carl	1998 - 00 (OL)
Mazur	John	1962 - 1968 (RB) 1962 - 1968 (WR)
McCabe	Richie	1966 - 68 (DB) 1966 - 68 (LB) 1976 - 77 (DC) 1976 - 77 (DB)
McCalmon	Miller	1980 - 82 (SA) 1983 - 84 (ST) 1983 - 84 (DA)
McDonald	Tim	2015 (DB)
McNally	Jim	2004 - 2007 (OL)
Metzelaars	Pete	2012 (TE)
Meyer	Pat	2016 - (OA)
Miller	Bill	1969 (AC)
Miller	Bob	1962 (AC)
Miller	Mike	2004 - 05 (TE) 2004 (OQC)
Modkins	Curtis	2010 - 2012 (OC/RB)
Moore	Rob	2014 (WR)
Moore	Steve	1978 - 82 (SA) 1981 - 82 (O)
Morris	Pat	2013 - 2014 (OL)
Moseley	Dick	1985 - 86 (DB)
Moss	Perry	1983 - 84 (TE)
Mularkey	Mike	2004 - 05 (HC)
Neal	Dan	2001 - 03 (TE)
Niblack	Jim	1983 - 84 (OL)
Nicolau	Nick	1989 - 91 (WR)
O'Connell	Tommy	1961 (AC)
O'Neil	Jim	2013 (LB)
Osvart	Jason	2015 - (SCA)
Pagac	Fred	2014 (LB)
Palmer	Chris	2015 - (SOA)
Paterra	Herb	1986 (DC) 1986 (ILB)
Patullo	Kevin	2010 - 2012 (OQC)
Pendry	Joe	1998 - 00 (OC)
Pettine	Mike	2013 (DC)
Phillips	Wade	1995 - 97 (DC) 1998 - 00 (HC)
Pitts	Elijah	1978, 80, 85 - 97(RB) 1978, 80, 86 (ST) 1992 - 97 (AHC)
Prisby	Errol	1976 (SA)
Prochaska	Ray	1978 - 1982 (OC) 1978 - 82 (OL)
Ramsey	Buster	1960 - 61 (HC)
Rauch	John	1969 - 70 (HC)
Ray	John	1973 (AC) 1974 - 76 (LB)
Rebrovich	Jason	2013 (DQC) 2014 - 15 (Asst. DL) 16 - (DL)
Reed	Ed	2016 - (ADB)
Reid	Floyd	1960 - 61 (AC)
Ringo	Jim	1972 - 73 (AC) 1974 - 76 (OL) 1977 (HC) 1985 - 88 (OC) 1985 - 88 (OL)
Roach	Dick	1987 - 97 (DB)
Roman	Greg	2015 - (OC)
Roll	Brad	2004 - 05 (SC)
Ruel	Pat	2003 (OL)
Ryan	Rex	2015 - (HC)
Ryan	Rob	2016 - (AHC/D)
Saban	Lou	1962 - 65 (HC) 1972 - 76 (HC)

LAST NAME	FIRST	YEARS/POSITION
Sanders	Bob	2008-09 (DL), 2010-11 (OLB), 2012 (LB)
Sandahl	Al	1983 (OA)
Sardisco	Tony	1968 (AC)
Saxon	James	2000 (RB)
Schonert	Turk	1998 - 00, 2006-07 (QB); 2008 (OC)
Schwartz	Jim	2014 (DC)
Sekanovich	Dan	1992 - 97 (DL)
Shaw	Bob	1972 - 73 (AC) 1974 - 75 (WR)
Sheldon	Matt	2006 - 09 (LB)
Sheppard	Mike	2001 (OC)
Shofner	Jim	1992 - 96 (QB)
Smith	Danny	2001-03 (ST)
Smith	Eric	2015 - (STA)
Smith	Giff	2010 - 2012 (DL)
Smith	Jerry	1962 - 63 (AC) 1964 - 68 (OL)
Smith	Kathryn	2016 - (QCST)
Sparano	Tony	2015 - (TE)
Steckel	Les	2003 (RB)
Stephenson	Kay	1978 - 82 (QB) 1983 - 85 (HC)
Studeseville	Eric	2004 - 07 (RB) 2008 - 09 (RGC)
Szabo	Steve	2004 - 05 (DB)
Thatcher	Eric	2012 (DQC)
Thomas	Pat	2001 - 03 (DB)
Thurman	Dennis	2015 - (DC)
Tolbert	Tyke	2004 - 09 (WR)
Tollner	Ted	1987 - 88 (WR)
Van Pelt	Alex	2006 - 2007 (OQC); 2008 (QB) 2009 (QB/OC)
Verducci	Frank	2004 (AOL) 2004 (TE) 2005 (OL)
Vrable	Jason	2013 - 15 (OQC) 16 - (AQB)
Vinklarek	Ronnie	2001 - 02 (OL)
Wagstaff	Jim	1978 - 80 (DB)
Wampfler	Jerry	1976 - 77 (DL)
Wannstedt	Dave	2011 (AHC/ILB), 2012 (AHC/DC)
Weaver	Anthony	2013 (DL)
Weeks	Jeff	2015 (ADL) 2016 - (OLB)
Wheatley	Tyrone	2013 - 2014 (RB)
White	Adrian	2008 - 11 (DQC), 2012 (ADB)
Wiegandt	Ardell	1985 (DL) 1986 (OLB)
Wietecha	Ray	1977 (OL)
Williams	Gregg	2001 - 03 (HC)
Wyche	Sam	2004 - 05 (QB)
Zapalac	Willie	1978 - 80 (DL)
Zeman	Bob	1983 (DC) 1983 (LB)
Zierlein	Larry	2006 - (OL)

* Collier credited with 2 Games in '68 season
 * H. Johnson credited with 12 games in '68 season
 # Bullough credited for 9 games in '86 season
 # Levy credited for 7 games in '86 season
 ^ Jauron credited for 9 games in '09 season
 ^Fewell Interim Head Coach for 7 games in '09 season

ALL-TIME ROSTER

Player	Number	College
A		
Abramowicz, Dan (WR)	46	Xavier, 1975
Abruzzeze, Ray (DB)	46	Alabama, 1962-64
Acker, Bill (NT)	75	Texas, 1983-84
Adams, Bill (G)	60	Holy Cross, 1972-78
Adams, Johnny (CB)	30	Michigan State, 2013
Adams, Sam (DT)	95	Texas A&M, 2003-05
Ahanotu, Chidi (DE)	72	California, 2002
Aiken, Kamar (WR)	88	Central Florida, 2011
Aiken, Sam (WR)	89	North Carolina, 2003-07
Albright, Ethan (C)	76	North Carolina, 1996-00
+Albright, Ira (NT)	41/98	N.E. Oklahoma State, 1987
Alexander, Glenn (WR)	45	Grambling, 1970
Alexander, Mike (WR)	86	Penn State, 1991
Alford, Bruce (K)	46	Texas Christian, 1968-69
Allen, Doug (DB)	59	Penn State, 1974-75
Allen, Jackie (LB)	21	Baylor, 1970-71
Allotey, Victor (G)	66	Indiana, 1998-00
Alonso, Kiko (LB)	50	Oregon, 2013-14
Alvers, Steve (TE)	87	Miami, 1981
Anderson, Andre (RB)	42	Tulane, 2010
Anderson, Bennie (S)	66	Tenn. St., 2005
Anderson, Mark (DE)	93	Alabama, 2012
Anderson, Max (RB)	22	Arizona State, 1968-70
Anderson, Tim (DT)	77	Ohio State, 2004-07
Anderson, Tim (DB)	26	Ohio State, 1976
Andrews, Al (LB)	56	New Mexico, 1970-71
Arians, Jake (K)	9	UAB, 2001
Armour, Justin (WR)	81	Stanford, 1995-96
+Armstrong, John (DB/KR)	20	Richmond, 1987
Asper, Mark (OL)	62	Oregon, 2013-14
Atkins, Bill (DB/K/P)	20	Auburn, 1960-63
Auer, Joe (HB)	43	Georgia Tech, 1964-65
Awalt, Rob (TE)	86	San Diego State, 1992-93
Ayodele, Akin (LB)	50	Purdue, 2010
Azelby, Joe (LB)	50	Harvard, 1984

B		
Bailey, Bill (FB)	33	Cincinnati, 1967
Bailey, Carlton (LB)	54	North Carolina, 1988-92
Baker, Art (RB)	33	Syracuse, 1961-62
Baker, Mel (WR)	86	Texas Southern, 1977
Baker, Rashad (S)	26	Tennessee, 2004-07
Baldinger, Gary (NT)	92	Wake Forest, 1990-92
Ballard, Howard (OL)	75	Alabama A&M, 1988-93
Bannan, Justin (DT)	97	Colorado, 2002-05
Banta, Bradford (LS)	86	Southern California, 2004
Barber, Stew (OT)	64/77	Penn State, 1961-69
Barnes, Darien (FB)	36	Hampton, 2008
Barnes, T.J. (DT)	90	Georgie Tech, 2015-
Barnett, Buster (TE)	84	Jackson State, 1981-84
Barnett, Nick	50	Oregon St, 2011-12
Barnett, Oliver (DE)	77	Kentucky, 1993-94
Barrett, Robert (E)	84	Baldwin Wallace, 1960-61
Bass, Glenn	27/85/88	East Carolina, 1961-66
Bateman, Marv (P)	7	Utah, 1974-77
Batten, Danny (LB)	57	South Dakota St., 2011
Bavaro, David (LB)	52	Syracuse, 1991
Bayless, Martin (S)	43	Bowling Green, 1984-86
Beamer, Tim (S)	46	J.C. Smith, 1971
Beard, Tim (C)	54	Michigan State, 1972
Becker, Doug (LB)	52	Notre Dame, 1978
Beebe, Don (WR)	82	Chadron State, 1989-94
Behrman, Dave (C)	51/60	Michigan State, 1963-65
+Belk, Veno (TE)	84	Michigan State, 1987
Bell, Demetrius (T)	77	Northwestern State, 2008-11
Bell, Greg (RB)	28	Notre Dame, 1984-87
Bellinger, Rodney (CB)	36	Miami (FL), 1984-86
Bemiller, Al (C/G)	50	Syracuse, 1961-69
Bender, Carey (RB)	45	Coe College, 1996

Player	Number	College
Bennett, Cornelius (LB)	55/97	Alabama, 1987-95
Bentley, Ray (QB)	50	Central Michigan, 1986-91
Besana, Fred (DB)	11	California, 1977
+Bess, Gerald (CB)	21/23	Tuskegee Institute, 1987
Bess, Rufus (CB)	28	S. Carolina State, 1980-81
Bivins, Charley (HB)	35	Morris Brown, 1967
Black, Avion (WR)	89	Tennessee State, 2000-01
Blazer, Phil (G)	60	North Carolina, 1960
Bledsoe, Drew (QB)	11	Washington State, 2002-04
+Bock, Joe (C)	62	Virginia, 1987
Bohling, Dewey (WR)	26/41	Hardin-Simmons, 1961
Borchardt, Jon (T)	73	Montana State, 1979-84
Borden, Nate (E)	75	Indiana, 1962
Bostic, Jason (CB)	29	Georgia Tech, 2002
Bowen, Matt (S)	41	Iowa 2006-07
Boyarsky, Jerry (NT)	68	Pittsburgh, 1986
Bradham, Nigel (LB)	53	Florida St., 2012-15
Brady, Kerry (K)	5	Hawaii, 1989
Brammer, Mark (TE)	86	Michigan State, 1980-84
Branch, Alan (DT)	90	Michigan, 2013-14
Brandenburg, Dan (LB)	96	Indiana State, 1997-99
Brantley, Chris (WR)	82	Rutgers, 1996
Bratton, Jason (RB)	29	Grambling, 1996
+Bravayk, Jack (DE)	91	Temple, 1987
Braxton, Hezekiah (HB)	33	Virginia Union, 1963
Braxton, Jim (RB)	34	West Virginia, 1971-78
Brennan, Mike (OL)	64	Notre Dame, 1991
Briscoe, Marlin (WR)	86	Omaha, 1969-71
Brock, Kevin (TE)	87	Rutgers, 2011
Brodhead, Bob (QB)	17	Duke, 1960
Brohm, Brian (QB)	4	Louisville, 2009-10
Brookins, Mitchell (WR)	81	Illinois, 1984-85
Brooks, Ahmad (CB)	47	Texas, 2002
Brooks, Bill (WR)	80	Boston University, 1993-95
Brooks, Bucky (WR)	81	North Carolina, 1994
Brooks, Clifford (DB)	23	Tennessee State, 1976
Brooks, Ron (CB)	33	LSU, 2012-15
Broughton, Walter (WR)	81/89	Jacksonville State, 1986-88
Brown, Antonio (WR/KR)	86	West Virginia, 2003
Brown, Bryce (RB)	35	Kansas State, 2014-
Brown, Charley (S)	23	Syracuse, 1968
Brown, Colin (LB)	74	Missouri, 2011-13
Brown, Curtis (RB)	47	Missouri, 1977-82
Brown, Dante	30	Memphis, 2004
Brown, Fred (HB)	25/36	Georgia, 1961-63
Brown, Lance (DB)	31	Indiana, 2001
Brown, Levi (QB)	10	Troy, 2010
Brown, Marc (WR)	86	Towson State, 1987
Brown, Monty (LB)	96	Ferris State, 1993-95
Brown, Preston (LB)	52	Louisville, 2014-
Brown, Ruben (G)	79	Pittsburgh, 1995-03
+Brown, Tony (OL)	68/77	Pittsburgh, 1987
Brown, Travis (QB)	5	Northern Arizona, 2001-03
Brubaker, Richard (E)	88	Ohio State, 1960
Bryan, Copeland (DE)	96	Arizona, 2007-2008
Bryant, Corbin (DT)	97	Northwestern, 2013-
Bryson, Shawn (RB)	38	Tennessee, 2000-02
Bugenhagen, Gary (T)	76	Syracuse, 1967
Buggs, Marcus (LB)	53	Vanderbilt, 2008-09
Burkett, Chris (WR)	85	Jackson State, 1985-89
Burnett, Bobby (HB)	21	Arkansas, 1966-67
Burns, Joe (RB)	35	Georgia Tech, 2002-05
Burris, Jeff (DB)	22	Notre Dame, 1994-97
Burroughs, Derrick (DB)	29	Memphis State, 1985-89
Burton, Brandon (CB)	29	Utah, 2013
Burton, Leonard (T)	61	South Carolina, 1986-89
Butler, Brad (G)	60	Virginia, 2006-2009
Butler, Crezdon (CB)	29	Clemson, 2012
Butler, Jerametrius (LB)	38	Kansas State, 2007
Butler, Jerry (WR)	80	Clemson, 1979-86

ALL-TIME ROSTER (CONTINUED)

Player	Number	College	Player	Number	College
Butler, Mario (CB)	39	Georgia Tech, 2015-	Collins, Jerald (LB)	51	Western Michigan, 1969-71
Buzynski, Bernie (LB)	55	Holy Cross, 1960	Collins, Todd (QB)	15	Michigan, 1995-97
+Bynum, Reggie (WR)	88	Oregon State, 1987	Conaty, Bill (C)	63	Virginia Tech, 1997-02
Byrd, Butch (CB)	42	Boston University, 1964-70	Conlan, Shane (LB)	58	Penn State, 1987-92
Byrd, Jairus (DB)	31	Oregon, 2009-13	Coons, Robert (TE)	87	Pittsburgh, 1995-97
Byrum, Carl (FB)	35	Miss. Valley St., 1986-88	Copeland, Russell (WR)	16/85	Memphis State, 1993-96
C					
Cahill, Bill (S)	22	Washington, 1973-74	Cornell, Robert "Bo"	30	Washington, 1973-77
Caldwell, Darryl (OT)	67	Tennessee State, 1983	Corner, Reggie (CB)	27	Akron, 2008-11
Calhoun, Don (RB)	29	Kansas State, 1974-75	Cornish, Frank (DT)	75	Alcorn A&M, 1972
+Callahan, Bill (S)	25	Pittsburgh, 1987	Corto, Jon (LB)	57	Sacred Heart, 2008-10
+Campbell, Arnold (DE)	90	Alcorn State, 1987	Costa, Dave (DT)	64/73	Utah, 1966-74
Campbell, Mark (TE)	84	Michigan, 2003-05	Costa, Paul (TE/T)	79/82	Notre Dame, 1965-72
Cannavino, Joe (DB)	27	Ohio State, 1962	Costanzo, Blake (LB)	54	Lafayette, 2007-2008
Cappadonna, Bob (RB)	36	Northeastern, 1968	Coutu, Brandon (K)	10	Georgia, 2011
Carey, Richard (DB)	20	Idaho, 1990	Covington, Damien (LB)	57	No. Carolina State, 1995-97
Carlton, Wray (FB)	30	Duke, 1960-67	Cowart, Sam (LB)	56	Florida State, 1998-01
Carman, Jon (T)	65	Georgia Tech, 2000-01	Cowlings, Al (DE)	82	So. California, 1970-72
Carpenter, Brian (CB)	30	Michigan, 1984	Crafts, Jerry (OL)	66	Louisville, 1992-94
Carpenter, Dan (K)	2	Montana, 2013-	Craig, Neal (S)	42	Fisk, 1974
Carpenter, Keion (S)	29	Virginia Tech, 1999-01	Craig, Reggie (WR)	86	Arkansas, 1977
Carr, Levert (T)	62/74	No. Cent. Illinois, 1970-71	Crawford, Hilton (S)	45	Grambling, 1969
Carrington, Alex (DE)	92	Arkansas St., 2010-13	Cribbs, Joe (RB)	20	Auburn, 1980-83, 1985
Carwell, Larry (S)	21	Iowa State, 1973	Crockett, Bobby (WR)	83	Arkansas, 1966-69
Cassell, Matt (QB)	16	USC, 2015	Crockett, Monte (E)	80	N. Mexico Highland, 1960-62
Catano, Mark (NT)	68	Valdosta State, 1986	Croft, Don (DT)	72	Texas El-Paso, 1972-75
Cater, Greg (P)	7	Tenn. Chattanooga, 1980-83	Crosby, Phil (FB)	41	Tennessee, 2001-03
Caulcrick, Jehuu (RB)	30	Michigan St., 2010	Cross, Justin (CB)	63/78	Western State (CO), 1982-86
Caussin, Mike (TE)	83	James Madison, 2011	Crotty, Jim (DB)	25	Notre Dame, 1961-62
Cavil, Kwame (WR)	82	Texas, 2000	Crow, Wayne (HB)	22	California, 1962-63
Celotto, Mario (LB)	58	So. California, 1978	Crowell, Angelo (LB)	55	Virginia, 2003-2008
Centers, Larry (FB)	37	Stephen F. Austin, 2001-02	Croyle, Phil (LB)	54	California, 1973
Chamberlain, Dan (E)	84	Sacramento State, 1960-61	Cudzik, Walt (C)	53	Purdue, 1964
Chambers, Kirk (T)	73	Stanford, 2007-09	Cummy, George (LB)	58	Oklahoma, 1986
Chandler, Bob (WR)	81	So. California, 1971-79	Cummings, Joe (LB)	51	Wyoming, 1998-99
Chandler, Edgar (LB)	52	Georgia, 1968-72	Cundiff, Billy (K)	8	Drake, 2015
Chandler, Scott (TE)	84	Iowa, 2010-14	Cunningham, Dick (T)	62/63	Arkansas, 1967-72
Chapple, Dave (P)	6	Calif. Santa Barbara, 1971	Curchin, Jeff (G)	73	Florida State, 1972
Charles, Stefan (DT)	96	Regina, 2013-15	D		
Charon, Carl (DB)	43	Michigan State, 1962-63	Daluiso, Brad (K)	5	UCLA, 1991
Cheek, Richard (G)	73	Auburn, 1970-71	Danelo, Joe (K)	18	Washington State, 1983-84
Chelf, Don (G)	77	Iowa, 1960-61	Darby, Matt (S)	43	UCLA, 1992-95
+Chetti, Joe (FB)	46	C.W. Post, 1987	Darby, Ronald (CB)	28	Florida St., 2015-
Cheyunski, Jim (LB)	50	Syracuse, 1973-74	Dareus, Marcell (DL)	99	Alabama, 2011-
Christiansen, Bob (TE)	83	UCLA, 1972	Darragh, Dan (QB)	10	William & Mary, 1968-70
Christie, Steve (K)	2	William and Mary, 1992-00	David, Stan (LB)	59	Texas Tech, 1984
Christy, Greg (T)	69	Pittsburgh, 1985	Davis, Andra (LB)	54	Florida, 2010-11
Choice, Tashard (RB)	30	Georgia Tech, 2011-13	Davis, Andre (WR)	18	Virginia Tech, 2006
Cieslak, Brad (TE)	48/86	Northern Illinois, 2005-07	Davis, John (T/G)	65/79	Georgia Tech, 1989-94
Clark, Allan (RB)	35	Northern Arizona, 1982	Davis, Kenneth (RB)	23	Texas Christian, 1989-94
Clark, Mario (DB)	29	Oregon, 1976-83	Davis, Wayne (CB)	21	Indiana State, 1987-89
Clark, Mike (K)	7	Texas A&M, 1972	Dawkins, Julius (WR)	46/89	Pittsburgh, 1983-84
+Clark, Steve (FS)	36	Liberty, 1987	Day, Tom (DE)	60/64/78/79/88	North Carolina A&T, 1961-66, 68
Clarke, Hagood (DB)	45	Florida, 1964-68	Dean, Larry (LB)	54	Valdosta St., 2014
Clay, Charles (TE)	85	Tulsa, 2015-	DeLamielleure, Joe (G)	68	Michigan State, 1973-79, 1985
Clements, Nate (CB)	22	Ohio State, 2001-06	DeLuca, Gerry (T)	72/74	Mid. Tenn. State, 1962-63
Cline, Tony (TE)	86/88	Stanford, 1995-97	Dempsey, Tom (K)	6	Palomar Jr. College, 1978-79
Cockrell, Ross (CB)	29/29	Duke, 2014	Denman, Anthony (LB)	56	Notre Dame, 2002
Cocroft, Sherman (DB)	20	San Jose State, 1988	Dennard, Preston (WR)	83	New Mexico, 1984
Cofield, Tim (LB)	90	Elizabeth City State, 1989	Denney, Austin (TE)	84	Tennessee, 1970-71
+Cokeley, Will (LB)	92	Kansas State, 1987	Denney, Ryan (DE)	90/92	BYU, 2002-2009
Cole, Linzy (WR)	26	Texas Christian, 1972	Desutter, Wayne (T)	71	Western Illinois, 1966
Coleman, Antonio (LB)	59	Auburn, 2010-11	Devliegher, Chuck (DT)	74	Memphis State, 1969
Coleman, Clarence (WR)	85	Ferris State, 2003	Devlin, Joe (T/G)	70	Iowa, 1976-82, 1984-89
Coleman, Fred (TE)	85	Northeast Louisiana, 1976	Devlin, Mike (C)	62	Iowa, 1993-95
Collier, Mike (RB)	35	Morgan State, 1977-79	Dickerson, Anthony (LB)	58	SMU, 1985
Collins, Bobby (TE)	84	North Alabama, 1999-00	DiGiorgio, John (LB)	52	Saginaw Valley St., 2006-2008
Collins, Greg (LB)	50	Notre Dame, 1977	Discenzo, Tony (T)	75	Michigan State, 1960

ALL-TIME ROSTER (CONTINUED)

<i>Player</i>	<i>Number</i>	<i>College</i>	<i>Player</i>	<i>Number</i>	<i>College</i>
Dittrich, John (G)	60	Wisconsin, 1961	Foley, Dave (T)	78	Ohio State, 1972-77
Dixon, Boobie (RB)	26	Mississippi St, 2014-15	Ford, Charley (DB)	45	Houston, 1975
Dobbins, Oliver (DB)	25	Morgan State, 1964	Ford, Cole (K)	5	USC, 1998
Dobler, Conrad (G)	69	Wyoming, 1980-81	Ford, Fred (HB)	26	Cal-Poly, Pomona, 1960
Dockery, Derrick (G)	66	Texas, 2007-08	Foreman, Jay (LB)	55	Nebraska, 1999-01
Dokes, Phil (DE)	85	Oklahoma State, 1977-78	Forsberg, Fred (LB)	57	Washington, 1973
Donaldson, Gene (FB)	34	Purdue, 1967	Fowler, Melvin (C)	67	Maryland, 2006-08
Dorenbos, Jon (LS)	54	UTEP, 2003-04	Fowler, Wayne (C)	53	Richmond, 1970
Dorow, Al (QB)	12	Michigan State, 1962	Fowler, Willmer (HB)	23	Northwestern, 1960-61
Dotson, Lionel (DL)	97	Arizona, 2011	Fox, Dustin (CB)	35	Ohio State, 2007-08
+Dowling, Sean (T)	71	C.W. Post, 1987	Francis, Wallace (WR)	89	Arkansas AM&N, 1973-74
Dowtin, Marcus (LB)	54	North Alabama, 2013	Franklin, Byron (WR)	85	Auburn, 1981, 1983-84
Draft, Chris (LB)	52	Stanford, 2009	Frankowiak, Mike (TE)	36/84	Central Michigan, 1977-78
Drane, Dwight (S)	45	Oklahoma, 1986-91	Frantz, Jack (C)	51	California, 1968
Driver, Tony (S)	25	Notre Dame, 2001-02	Frazier, Guy (LB)	52	Wyoming, 1985-86
Drungo, Elbert (T)	79	Tennessee State, 1978	Frazier, Wayne (C)	53	Auburn, 1967
Dubention, Elbert (WR)	44	Bluffton, 1960-68	Freeman, Steve (DB)	22	Mississippi State, 1975-86
Dufek, Joe (QB)	11/19	Yale, 1983-85	Frerotte, Mitch (G)	59	Penn State, 1987, 1990-92
Dumas, Mike (S)	38	Indiana, 1994	+Friday, Larry (S)	39	Mississippi State, 1987
Dunaway, Jim (DT)	78	Mississippi, 1963-71	Fuller, Eddie (RB)	33	LSU, 1991-93
Dunstan, Bill (DT)	76	Utah State, 1977	Fulton, Dan (WR)	80/84	Nebraska-Omaha, 1979
			Fulton, Ed (G)	65	Maryland, 1979
			Furjanic, Tony (LB)	53	Notre Dame, 1986-87
E					
Early, Michael (C/G)	64	Norfolk State, 2001			
Early, Quinn (WR)	88	Iowa, 1996-98			
Easley, Marcus (WR)	81	Connecticut, 2012-			
Eddins, Robert (LB)	48	Ball St., 2011			
Edgerson, Booker (CB)	24	Western Illinois, 1962-69			
Edwards, Al (WR)	85	NW Louisiana State, 1991-92			
Edwards, Dwan (DE)	98	Oregon St., 2010			
Edwards, Earl (DE)	73	Wichita State, 1973-75			
Edwards, Emmett (WR)	86	Kansas, 1976			
Edwards, Ron (DT)	98	Texas A&M, 2001-05			
Edwards, Trent (QB)	5	Stanford, 2007-09			
Ehlers, Tom (LB)	56	Kentucky, 1978			
Ellis, Chris (DE)	93	Virginia Tech, 2008-10			
Ellison, Keith (LB)	56	Oregon State, 2006-10			
Enemkpali, IK (LB/DE)	75	Louisiana Tech, 2015-			
Enyart, Bill (RB)	41	Oregon State, 1969-70			
Erlandson, Tom (LB)	56	Washington, 1988			
+Estep, Mike (G)	77	Bowling Green, 1987			
Estes, Patrick (T)	79	Virginia, 2007			
Euhus, Tim	87	Oregon State, 2004-05			
Evans, Greg (S)	41	TCU, 1995			
Evans, Lee (WR)	83	Wisconsin, 2004-11			
Everett, Kevin (TE)	85	Miami, 2005-07			
Ezekiel, Liam (LB)	50	Northeastern, 2005			
F					
Farley, Dale (LB)	57	West Virginia, 1972-73			
Farris, Kris (T)	72	UCLA, 2001			
Favors, Greg (LB)	54	Mississippi St., 2002			
Felton, Jerome (FB)	42	Furman, 2015-			
Felton, Ralph (LB)	57	Maryland, 1961-62			
Ferguson, Duke (WR)	19/84	San Diego State, 1980			
Ferguson, Charley (WR)	80	Tennessee State, 1963-69			
Ferguson, Joe (QB)	12	Arkansas, 1973-84			
Ferragamo, Vince (QB)	5	Nebraska, 1985			
Fina, John (T)	70	Arizona, 1992-01			
Fine, Derek (TE)	86	Kansas, 2008-2009			
Fisher, Bryce (DL)	95	Air Force, 2001			
Fitzpatrick, Ryan (QB)	14	Harvard, 2009-12			
Fletcher, London (LB)	59	John Carroll, 2002-06			
Flint, George (G)	63/73	Arizona State, 1962-65, 1968			
Flint, Judson (S)	28	Memphis State, 1983			
Florence, Drayton (CB)	21	Tuskegee, 2009-11			
Flores, Tom (QB)	16/21	Pacific, 1967-69			
Flowers, Erik (DE)	96	Arizona State, 2000-01			
Floyd, Marcus (CB)	30	Indiana, 2002			
Flutie, Doug (QB)	7	Boston College, 1998-00			
G					
Gaddis, Bob (WR)	89	Mississippi Valley St., 1976			
Gaddis, Christian (OL)	63	Villanova, 2007, 2009			
+Gaines, Sheldon (WR)	82/86	Cal. St. Long Beach, 1987			
Gaines, Michael (TE)	86	Central Florida, 2007			
Galloway, Mitchell (WR)	82	East Carolina, 1997			
Gandy, Mike (T)	69	Notre Dame, 2005-06			
Gant, Reuben (TE)	88	Oklahoma State, 1974-80			
Ganther, Quinton (RB)	25	Utah, 2010			
Gantt, Jerome (T)	69	No. Carolina Central, 1970			
Gardner, Carwell (FB)	35	Louisville, 1990-95			
Garner, Hal (LB)	99	Utah State, 1985-88, 1990-91			
+Garnett, Scott (NT)	69	Washington, 1987			
Garror, Leon (S)	47	Alcorn A&M, 1972-73			
Gash, Sam (FB)	33	Penn State, 1998-99, 2003			
Gates, Lionel (RB)	25	Louisville, 2005-06			
Gay, Jordan (K)	4	Centre College, 2014-			
Geason, Cory (TE)	88	Tulane, 2002			
Geisinger, Justin (OL)	73	Vanderbilt, 2005			
Gelbaugh, Stan (QB)	8/16	Maryland, 1986-89			
Germany, Reggie (WR)	84	Ohio State, 2001			
Gibson, Reuben (RB)	38	Memphis State, 1977			
Gilbert, Gale (QB)	7	California-Berkeley, 1989-93			
Gilchrist, Cookie (FB/K)	34	None, 1962-64			
Gillislee, Mike (RB)	35	Florida, 2015-			
Gilmore, Stephon (CB)	24	South Carolina, 2012-			
Gladieux, Bob (RB)	24	Notre Dame, 1970			
Glenn, Cordy (LT)	77	Georgia, 2012-			
Glosson, Clyde (WR)	26/83	Texas-El Paso, 1970			
Goganiou, Keith (LB)	50/39	Penn State, 1992-94			
Gogolak, Pete (K)	3	Cornell, 1964-65			
Goode, Irv (G)	65	Kentucky, 1972			
Goodwin, Doug (FB)	35	Maryland State, 1966			
Goodwin, Marquise (WR)	88	Texas, 2013-			
Gordon, Lennox (RB)	31	New Mexico, 1999			
Grabosky, Gene (T)	78	Syracuse, 1960			
Gragg, Chris (TE)	89	Arkansas, 2013-			
Graham, Don (LB)	59	Penn State, 1988			
Graham, Corey (CB)	20	New Hampshire, 2014-			
Graham, Shayne (K)	17	Virginia Tech, 2001			
Graham, T.J. (WR)	11	NC State, 2012-14			
Graham, Tom (LB)	55	Oregon, 1978			
Grant, Wes (DE)	89	UCLA, 1971			
Grant, Will (C)	53	Kentucky, 1978-85, 1987			
Grate, Willie (TE)	85	So. Carolina State, 1969-70			
Gray, MarQuies	48	Minnesota, 2014-15			

ALL-TIME ROSTER (CONTINUED)

Player	Number	College	Player	Number	College
Green, Chris (S)	42	Illinois, 1995	Hill, J.D. (WR)	40	Arizona State, 1971-75
Green, Cornell (OT)	74	Central Florida, 2010	Hill, Raion (DB)	39	LSU, 2000-01
Green, Donnie (T)	74	Purdue, 1971-76	Hill, Ray (CB)	38/24	Michigan State, 1998, 2000
Green, John (QB)	18	Chattanooga, 1960-61	Hill, Rod (CB)	25	Kentucky State, 1984-86
Green, Van (DB)	21	Shaw, 1976	Hobert, Billy Joe (QB)	8	Washington, 1997
Greene, Doug (DB)	21	Texas A&M, 1979-80	Hogan, Chris (WR)	15	Monmouth, 2013-15
Greene, Tony (DB)	43	Maryland, 1971-79	Hoisington, Al (E)	88	Pasadena City College, 1960
Greer, Donovan (DB)	25	Texas A&M, 1998-00	Holcomb, Kelly (QB)	10	M. Tenn. State, 2005-06
Greer, Jabari (CB)	37/33	Tennessee, 2004-08	Holecsek, John (LB)	52	Illinois, 1995-00
Gregory, Ben (RB)	33	Nebraska, 1968-69	Holland, John (WR)	80	Tennessee State, 1975-77
Griffith, Brent (OL)	64	Minnesota-Duluth, 1990	Hollis, Mike (K)	1	Idaho, 2002
Groman, Bill (E)	81	Heidelberg, 1964-65	Holmes, Darick (RB)	44	Portland State, 1995-98
Groy, Ryan (G)	72	Wisconsin, 2015-	Holmes, Mike (WR)	86	Texas Southern, 1976
Guidry, Paul (LB)	59	McNeese State, 1966-72	Holt, Robert (WR)	87	Baylor, 1982
Guthrie, Grant (K)	7	Florida State, 1970-71	Hooks, Roland (RB)	25	North Carolina State, 1976-82
H			Houghton, Mike (OL)	69	San Diego State, 2002
Haddad, Drew (WR)	86	Buffalo, 2004	Howard, Cordaro (OL)	68	Georgia Tech, 2010
Hagan, Derek (WR)	80	Arizona State, 2011	Howard, Ron (TE)	85	Seattle, 1979
Hagen, Halvor (T)	76/88	Weber Sate, 1973-75	Howell, Delano	36	Stanford, 2012
Haggan, Mario (LB)	53	Mississippi State, 2003-07	Hoyem, Steve (OT)	76	Stanford, 1994
Haggins, Odell (NT)	93	Florida State, 1991	Hubbard, Paul (WR)	17	Wisconsin, 2010
Hagy, John (DB)	22/49	Texas, 1988-90	Hudlow, Floyd (S)	49	Arizona, 1965
+Haines, Kris (WR)	85	Notre Dame, 1987	Hudson, Dick (T)	79	Memphis State, 1963-68
Hairston, Chris (OT)	75	Clemson, 2011-14	Hughes, Jerry (LB)	55	TCU, 2013-
Hale, Chris (DB)	26	USC, 1989-92	Hull, Kent (C)	67	Mississippi State, 1985-96
Hall, Bruce (RE)	42	Mississippi, 2008	Hulseley, Corey (G)	71	Clemson, 2001
Hamby, Mike (DE)	75	Utah State, 1986	Humiston, Mike (LB)	50	Weber State, 1981
Hamdan, Gibran (QB)	10	Indiana, 2007-09	Humm, David (QB)	10	Nebraska, 1980
Hangartner, Geoff (C)	63	Texas A&M, 2009-10	Hunter, Scott (QB)	16	Alabama, 1974
Hankerson, Leonard (WR)	80	Miami, 2015-	Hunter, Jeff (DE)	98	Albany State, 1990
Hansen, Phil (DE)	90	North Dakota State, 1991-01	Hunter, Tony (TE)	49/87	Notre Dame, 1983-84
Hardison, Dee (DT)	74	North Carolina, 1978-80	Hurley, Bill (S)	47	Syracuse, 1983
Hardy, James (WR)	81/84	Indiana, 2008-09	Hurston, Chuck (DE)	64	Auburn, 1971
Hargrove, Anthony (DE)	93	Georgia Tech, 2006-07	Hutchinson, Scott (DE)	78/90	Florida, 1978-80, 1983
Harmon, Ronnie (RB)	33	Iowa, 1986-89	Hutchinson, Anthony (RB)	30	Texas Tech, 1985
Harper, Darrell (HB/K)	41	Michigan, 1960	I		
Harris, Cary (DB)	47	USC, 2009-10	Ileremia, Mekeli (DE)	73	Brigham Young, 1978
Harris, James (QB)	12	Grambling, 1969-71	Ikard, Gabe (G)	61	Oklahoma, 2015
Harris, Nic (LB)	54	Oklahoma, 2009	Incognito, Richie (G)	62/64	Nebraska, 2009/2015-
Harrison, Dwight (DB)	28	Texas A&I, 1972-77	Irons, Grant (DE)	96	Notre Dame, 2002
Harrison, Kevin (LB)	50	Eastern Michigan, 2007	Irvin, Darrell (DE)	97	Oklahoma, 1980-83
Hart, Dick (G)	62	None, 1972	Irvin, Ken (CB)	27	Memphis, 1995-01
Hart, Leo (QB)	10	Duke, 1972-73	J		
Harvey, Richard (LB)	52	Tulane, 1992-93	Jackson, Fred (RB)	22	Coe College, 2007-14
Harvey, Waddey (DT)	65	Virginia Tech, 1969-70	Jackson, Kirby (DB)	47	Mississippi State, 1988-92
Harvin, Percy (WR)	18	Florida, 2015	Jackson, Randy (RB)	33	Wichita State, 1972
Haslerig, Clint (RB)	41/47	Michigan, 1974-75	Jackson, Ray (DB)	31	Colorado State, 1996-98
Haslett, Jim (LB)	55	Indiana (PA), 1979-85	Jackson, Rusty (P)	4	Louisiana State, 1978-79
Hayman, Gary (RB)	21	Penn State, 1974-75	Jackson, Sheldon (TE)	88	Nebraska, 1999-01
Healy, Don (T)	75	Maryland, 1962	Jackunas, Frank (C)	54	Detroit, 1962
Heard, Kellen (DT)	72	Memphis, 2011	Jacobs, Harry (LB)	54/56/64	Bradley, 1963-69
Heath, Clayton (RB)	37	Wake Forest, 1976	Jakowenko, George (K)	5	Syracuse, 1976
Heimbürger, Craig (C/G)	67	Missouri, 2001	James, Robert (CB)	20	Fisk, 1969-74
Hellestrae, Dale (T)	71	SMU, 1985-88	Janik, Tom (S)	27	Texas A&I, 1965-68
Henderson, Seantrel (T)	66	Miami, 2014-	Jarvis, Bruce (C)	51	Washington, 1971-74
Henley, Carey (RB)	26	Chattanooga, 1962	Jarvis, Ray (WR)	77	Norfolk State, 1973
Hennessey, Nick (OL)	74	Colgate, 2009	Jeffcoat, Jim (DE)	80	Arizona State, 1995-97
Hergert, Joe (LB)	54	Florida, 1960-61	Jefferson, Jason (DT)	99	Wisconsin, 2005-07
+Hernandez, Scott (NT)	93	Kent State, 1987	Jenkins, Billy (S)	24	Howard, 2002
Herron, Boom (RB)	38	Ohio State, 2015-	Jenkins, Ed (RB)	24	Holy Cross, 1974
Henderson, Jerome (DB)	36	Clemson, 1993-94	Jenkins, Justin (WR)	17	Mississippi State, 2007-2009
Henry, Travis (RB)	20	Tennessee, 2001-04	Jennings, Jonas (T)	75	Georgia, 2001-04
Herrera, Efrén (K)	1	UCLA, 1982	Jerman, Greg (T)	76	Baylor, 2005
Hertwig, Craig (T)	76	Georgia, 1978	Jessie, Ron (WR)	81	Kansas, 1980-81
Hews, Bob (T)	72	Princeton, 1971	Jeter, Gene (LB)	33	Arkansas A&M, 1967
Hicks, Clifford (DB)	27	Oregon, 1990-92	Jilek, Dan (LB)	51	Michigan, 1976-79
Hicks, Robert (T)	77	Mississippi State, 1998-00	Joe, Billy (FB)	33	Villanova, 1965
Higgins, Tom (LB)	54	North Carolina State, 1979	Joe, Leon (CB)	59	Maryland, 2007
Hill, Ike (CB)	28	Catawba, 1970-71			

ALL-TIME ROSTER (CONTINUED)

Player	Number	College	Player	Number	College
Johnson, Charles (WR)	89	Colorado, 2002	L		
Johnson, Dennis (DT)	75	Delaware, 1978	Lacina, Corbin (OL)	68	Augustana (SD), 1994-97
Johnson, Dennis (FB)	39	Mississippi State, 1978-79	Ladler, Kenny (S)	31	Vanderbilt, 2014
Johnson, Filmel (DB)	39	Illinois, 1995	+Lamar, Kevin (G)	51/62	Stanford, 1987
Johnson, Flip (WR)	80	McNeese State, 1988-89	Lamb, Brad (WR)	81	Anderson Univ., 1992-93
Johnson, Jack (DB)	42	Miami (FL), 1960-61	Lamonica, Daryle (QB/P)	12	Notre Dame, 1963-66
Johnson, Ken (QB)	14	Colorado, 1977	Lankster, Ellis (DB)	25	West Virginia, 2009
Johnson, Ken (DE)	91	Knoxville College, 1979-84	Laraway, Jack (LB)	54	Purdue, 1960
Johnson, Lawrence (DB)	48	Wisconsin, 1984-87	Larsen, Leif (DT)	97	UTEP, 2000-01
Johnson, Lonnie (TE)	84	Florida State, 1994-98	Laskey, Bill (LB)	52	Michigan, 1965
Johnson, Mark (LB)	50	Missouri, 1975-76	Laster, Art (T)	75	Maryland State, 1970
Johnson, Randell (LB)	93/58	Florida Atlantic, 2014-	Lawson, Jerome (CB)	21	Utah, 1968
Johnson, Rob (QB)	11	USC, 1998-01	Lawson, Manny (LB)	91	NC State, 2013-
Johnson, Spencer (DT)	91	Auburn, 2008-12	Leaks, Roosevelt (RB)	48	Texas, 1980-83
Johnson, Stevie (WR)	13	Kentucky, 2008-13	+LeBlanc, Bob (LB)	50	Elon College, 1987
Johnson, Todd (DB)	35	Florida, 2009	Ledbetter, Monte (WR)	43	NW Louisiana State, 1967-69
Johnson, Trumaine (WR)	86	Grambling, 1987-88	Lee, Ken (LB)	56	Washington, 1972
Jones, Donald (WR)	19	Youngstown St., 2010-12	Legursky, Doug (OL)	59	Marshall, 2013-14
Jones, Doug (DB)	24	San Fernando Val. St., 1975-78	Lehman, Teddy (LB)	58	Oklahoma, 2008
Jones, Ed (DB)	26	Rutgers, 1975	LeMoine, Jim (G)	60	Utah State, 1967
Jones, Fred (LB)	99	Colorado, 2000-01	Leo, Chuck (G)	64	Indiana, 1963
Jones, Greg (RB)	36	UCLA, 1970-71	Leonhard, Jim (S)	42/35	Wisconsin, 2004-07, 2013
Jones, Henry (S)	20	Illinois, 1991-00	Lettner, Bob (LB)	59	Tennessee, 1961
Jones, Ken (DE/OT)	69/72/73	Arkansas State, 1976-86	Levenseller, Mike (WR)	87	Washington State, 1978
+Jones, Mike (LB)	57	SUNY Brockport, 1987	Levitte, Andy (LG)	67	Oregon State, 2009-12
Jones, Spike (P)	10/11	Georgia, 1971-74	Lewis, Dezmin (WR)	13	Central Arkansas, 2015-
Jones, Steve (RB)	46	Duke, 1973-74	Lewis, Frank (WR)	82	Grambling, 1978-83
Jones, Willie (HB)	27	Purdue, 1962	Lewis, Harold (HB)	27	Houston, 1960
Jourdain, Yonel (RB)	30	Southern Illinois, 1994-95	+Lewis, John (CB)	27/35	Pittsburgh, 1987
Junkin, Trey (LB)	50	Louisiana Tech, 1983-84	Lewis, Thad (QB)	9	Duke, 2013-14
K			Lewis, Richard (LB)	56	Portland State, 1973-74
Kadish, Mike (DT)	71	Notre Dame, 1973-81	Leyboldt, John (K)	3	None, 1971-76
Kaiser, John (LB)	52	Arizona, 1987	Lincoln, Keith (HB)	20	Washington State, 1967-68
Kalsu, Bob (G)	61	Oklahoma, 1968	Lindell, Rian (K)	9	Washington State, 2003-13
Kampa, Bob (DT)	70	California, 1973-74	Lingner, Adam (C)	63	Illinois, 1987, 1989-95
Keating, Chris (LB)	52	Maine, 1979-84	Linton, Jonathan (RB)	35	North Carolina, 1998-00
Keating, Tom (DT)	74	Michigan, 1964-65	Little, John (DT)	72	Oklahoma State, 1977
Kellerman, Ernie (S)	24	Miami (OH), 1973	Lloyd, Jeff (DT)	75	West Texas State, 1976
Kelly, Jim (QB)	12	Miami (FL), 1986-96	Lloyd, Greg (LB)	59	Connecticut, 2012
Kelsay, Chris (DE)	90	Nebraska, 2003-12	Lodish, Mike (NT)	73	UCLA, 1990-94
Kelso, Mark (S)	38	William & Mary, 1986-93	Lofton, James (WR)	80/86	Stanford, 1989-92
Kemp, Jack (QB)	15	Occidental, 1962-69	Long, Carson (K)	5	Pittsburgh, 1977
Kennedy, Mike (S)	21	Toledo, 1983	Losman, J.P. (QB)	7	Tulane, 2004-08
Kern, Don (TE)	84	Arizona State, 1986	Louchiey, Corey (OT)	72	South Carolina, 1994-97
Kern, Rex (S)	45	Ohio State, 1974	Loud, Kamil (WR)	89	Cal Poly-SLO, 1998-99
Kerner, Marlon (CB)	46	Ohio State, 1995-98	Louderbeck, Tom (LB)	54	San Jose State, 1962
Kidd, John (P)	4	Northwestern, 1984-89	Loukas, Angelo (G)	60	Northwestern, 1969
Kilson, Dave (CB)	43	Nevada, Reno, 1983	+Loving, Warren (FB)	30	William Penn, 1987
Kimbrough, John (WR)	82	St. Cloud State, 1977	Lucas, Richie (QB/HB)	11	Penn State, 1960-61
Kinard, Bill (DB)	24	Mississippi, 1960	Lumpkin, Joey (LB)	59/60	Arizona State, 1982-83
Kindig, Howards (C/DE)	54/73	Los Angeles State, 1967-71	Lusteg, Booth (K)	5/49	Connecticut, 1966
King, Bruce (FB)	49	Purdue, 1986-87	Lymen, Jeff (LB)		Brigham Young, 1972
King, Charley (CB)	43/47	Purdue, 1966-67	Lynch, Marshawn (RB)	23	California, 2007-09
King, Eric (CB)	29	Wake Forest, 2005	Lynch, Tom (G)	61	Boston College, 1981-84
King, Tony (DB)	46	Findlay, 1967	M		
Kingrea, Rick (LB)	54	Tulane, 1973	Mace, Corey (DE)	74	Wyoming, 2007-09
Kinnebrew, Larry (FB)	28	Tennessee State, 1989-90	Maddox, Mark (LB)	55	Northern Michigan, 1992-97
Kinney, Jeff (RB)	36	Nebraska, 1976	Maguire, Paul (LB/P)	55	The Citadel, 1964-70
Klopfenstein, Joe (TE)	87	Colorado, 2009	Maidlow, Steve (LB)	59/90	Michigan State, 1985, 1987
Kochman, Roger (HB)	45	Penn State, 1963	Majors, Bill (DB)	25	Tennessee, 1961
Koffler, Matt (QB)	10	San Diego State, 1982-84	Manalac, Ryan (LB)	96	Cincinnati, 2009
Kouandjio, Cyrus (T)	71	Alabama, 2014-	Manning, Roy (LB)	96	Michigan, 2006
Koy, Ted (LB/TE)	37/85	Texas, 1971-74	Manucci, Dan (QB)	11	Kansas State, 1979-80, 1987
Krakau, Merv (LB)	52	Iowa State, 1973-78	Manuel, EJ (QB)	3	Florida State, 2013-
Kruse, Bob (G)	63	Wayne State, 1969	Marangi, Gary (QB)	17	Boston College, 1974-76
Kubin, Larry (LB)	50	Penn State, 1985	Marchlewski, Frank (C)	57	Minnesota, 1970
Kulbacki, Joe (HB)	43	Purdue, 1960	Marrow, Vince (TE)	87	Toledo, 1994
Kush, Rod (S)	42	Nebraska-Omaha, 1980-84	Martin, David (TE)	80	Tennessee, 2010-11
			+Martin, David (CB)	9/25	Villanova, 1987

HISTORY

ALL-TIME ROSTER (CONTINUED)

Player	Number	College	Player	Number	College
Martin, Manny (DB)	21	Alabama State, 1996-99	Mitchell, Roland (CB)	25	Texas Tech, 1987-88
Martin, Ruvel (WR)	82	Saginaw Valley St., 2011-12	Moats, Arthur (LB)	52	James Madison, 2010-13
Marve, Eugene (LB)	54	Saginaw Valley State, 1982-87	Moeaki, Tony (TE)	82	Iowa, 2013-14
Massaquoi, Tim (TE)	49	Michigan, 2007	Mohr, Chris (P)	9	Alabama, 1991-00
Masters, Billy (TE)	87	Louisiana State, 1967-69	Monger, Matt (LB)	57	Oklahoma State, 1989-90
Mathison, Bruce (QB)	7	Nebraska, 1985	Montier, Mike (C)	53	Colorado, 1973-76
Matlock, John (C)	53	Miami, 1972	Moody, Keith (DB)	46	Syracuse, 1976-79
Matsos, Archie (LB)	56	Michigan State, 1960-62	Moore, Boore (FB)	34	Penn State, 1982-85
Matthews, Shane (QB)	6	Florida, 2004-05	Moore, Corey (LB)	54	Virginia Tech, 2000
Matuszak, Marv (LB)	55	Tulsa, 1962-63	Moore, Dave (TE)	83	Pittsburgh, 2002-03
Maybin, Aaron (DE/LB)	58	Penn State, 2009-10	Moore, Denarius (WR)	17	Tennessee, 2015
Mayle, Scott (WR)	19	Ohio, 2007	Moore, Kyle (DL)	94	USC, 2011-12
Mays, David (QB)	10	Texas Southern, 1978	Moore, Leroy (DE)	86	Ft. Valley State, 1960, 1962-63
McBath, Mike (DE)	76	Penn State, 1968-72	Moore, Ricky (FB)	42	Alabama, 1986
McCabe, Richie (DB)	45	Pittsburgh, 1960-61	Morrison, Kirk (LB)	58	San Diego St., 2011
McCargo, John (DT)	97	N. C. State, 2006-10	Moorman, Brian (P)	8	Pittsburg State, 2001-14
McCaffrey, Mike (LB)	64	California, 1970	Moran, Sean (DE)	98	Colorado State, 1996-97
McClanahan, Randy (LB)	54/58	S.W. Louisiana, 1978	Morris, Sammy (RB)	45/33/31	Texas Tech, 2000-03
+McClure, Brian (QB)	13	Bowling Green, 1987	Morrison, Kirk (LB)	58	San Diego St., 2011-12
McConnell, Brian (LB)	82	Michigan State, 1973	Morton, Greg (DE)	79	Michigan, 1977
McCoy, LeSean (RB)	25	Pittsburgh, 2015-	Moses, Haven (WR)	25	San Diego State, 1968-72
McCrumbly, John (LB)	57	Texas A&M, 1975	Mosley, Mike (WR)	88	Texas A&M, 1982-84
McCutcheon, Lawrence (RB)	30	Colorado State, 1981	Mosley, Wayne (RB)	39	Alabama A&M, 1974
McDaniel, Jeremy (WR)	86	Arizona, 1999-01	Moss, Roland (RB)	40	Toledo, 1970
McDermott, Gary (RB)	32	Tulsa, 1968	Moulds, Eric (WR)	80	Mississippi State, 1996-05
McDole, Ron (DE)	72	Nebraska, 1963-70	Muelhaupt, Ed (G)	70	Iowa State, 1960-61
McDonald, Don (DB)	42	Houston, 1961	Mueller, Jamie (FB)	39/41	Benedictine College, 1987-90
McDonnell, Brady (TE)	48	Colorado, 2002	Mulligan, Matthew (TE)	82	Maine, 2015
+McFadden, Thad (WR)	79	Wisconsin, 1987	Munson, Bill (QB)	9	Utah State, 1978-79
McFarland, Dylan	89	Montana, 2004-05	Murdock, Jessie (FB)	25	California Western, 1983
McFarland, Jim (TE)	80	Nebraska, 1970	Murphy, Matt (TE)	87	Maryland, 2006-07
McGahee, Willis (RB)	21	Miami (FL), 2003-06	Myslinski, Tom (G)	60	Tennessee, 1993
McGee, Terrence (CB)	24	Northwestern State, 2003-12			
+McGrail, Joe (NT)	74/91	Delaware, 1987	N		
McGrew, Dan (C)	52	Purdue, 1960	Nails, Jamie (OL)	74	Florida A&M, 1997-00
McIntyre, Corey (FB)	38	West Virginia, 2008-12	Nall, Craig (QB)	16	Northwestern St., 2006-07
McKeller, Keith (TE)	84	Jacksonville State, 1987-93	Neal, Speedy (FB)	41	Miami (FL), 1984
McKelvin, Leodis (CB)	28/21	Troy, 2008-	Neill, Ryan (LS)	72	Rutgers, 2007-08
McKenzie, Keith (DE)	91	Ball State, 2003-04	Nelson, Bob (LB)	56	Nebraska, 1975-77
McKenzie, Reggie (G)	67	Michigan, 1972-82	Nelson, Chuck (K)	56	Washington, 1984
McKinley, Bill (LB)	55	Arizona, 1971	Nelson, David (WR)	86	Florida, 2010-12
McKinney, Royce (DB)	41	Kentucky State, 1975	Nelson, Shane (LB)	59	Baylor, 1977-82
McKinney, Seth (OL)	68	Texas A&M, 2009	Nelson, Shawn (TE)	89	Southern Mississippi, 2009-10
McKnight, Ted (RB)	33	Minnesota-Duluth, 1982	Neufeld, Ryan (TE)	88	UCLA, 2003-07
McMillan, Eddie (CB)	41	Florida State, 1978	Newman, Keith (LB)	53	North Carolina, 1999-02
McMurtry, Chuck (DT)	73	Whittier College, 1960-61	Nies, John (P/K)	6	Arizona, 1990
McNanie, Sean (DE)	95	San Diego State, 1984-87	Nighswander, Nick (C)	65	Morehead State, 1974-87
Means, Dave (DE)	77	S.E. Missouri State, 1974	Nixon, Jeff (DB)	38	Richmond, 1979-84
Meeks, Jonathan (S)	36	Clemson, 2013-	Norris, Ulysses (TE)	49/89	Georgia, 1984-85
Mercer, Mike (K)	7	Northern Arizona, 1967-68	Northern, Gabe (LB)	99	Louisiana State, 1996-99
Meredith, Dudley (DE)	75	Lamar Tech, 1964-68	Norwood, Scott (K)	11	James Madison, 1985-91
Meredith, Jamon (T)	69	South Carolina, 2009	Numaker, Julian (DE)	61/88	Tennessee-Martin, 1969-71
Merrill, Mark (LB)	58	Minnesota, 1983-84	Nutten, Tom (C)	64	Western Michigan, 1995
Merriman, Shawne (LB)	56	Maryland, 2011-12	+Nuzzo, Chip (S)	40/43	Princeton, 1987
Merz, Aaron (OL)	62	California, 2006-07			
Mesner, Bruce (NT)	74	Maryland, 1987	O		
Metzelaars, Pete (TE)	88	Wabash, 1985-94	O'Connell, Tom (QB)	14	Illinois, 1960-61
Meyer, Ed (T)	62	W. Texas State, 1960	Odomes, Nate (CB)	37	Wisconsin, 1987-93
Mike-Mayer, Nick (K)	5	Temple, 1979-82	O'Donnell, Joe (G)	67	Michigan, 1964-71
Miller, Bill (E)	81	Miami (FL), 1963	O'Donoghue, Neil (K)	8	Auburn, 1977
Miller, John (G)	76	Louisville, 2015-	Office, Kendrick (DE)	77	West Alabama, 2001-02
+Miller, Mark (QB)	10	Mesa College, 1987	Ogas, Dave (LB)	53	San Diego State, 1969
Miller, Terry (RB)	40	Oklahoma State, 1978-80	Okoniewski, Steve (DT)	60/79/88	Montana, 1972-73
Milloy, Lawyer (S)	36	Washington, 2003-05	Oldham, Chris (CB)	28	Oregon, 1991
Mills, Jordan (T)	79	Louisiana Tech, 2015-	O'Leary, Dane (TE/LS)	87	Notre Dame, 2001
Mills, Pete (E/DB)	48	Wichita State, 1965-66	O'Leary, Nick (TE)	84	Florida State, 2015-
Minter, Tom (HB)	20	Baylor, 1962	Oliver, Frank (DB)	42	Kentucky State, 1975
Mistler, John (WR)	29	Arizona State, 1984	Olson, Harold (T)	74	Clemson, 1960-62
Mitchell, Charley (HB)	46	Washington, 1968	Orton, Xavier (RB)	25	NW Missouri, 2008-09
Mitchell, Kawika (LB)	59	South Florida, 2008-09	Omon, Kyle (QB)	18	Purdue, 2014

ALL-TIME ROSTER (CONTINUED)

Player	Number	College	Player	Number	College
Ostroski, Jerry (OL)	60	Tulsa, 1994-01	Radecic, Scott (LB)	97	Penn State, 1987-89
Owens, Artie (WR)	85	West Virginia, 1980	Rambo, Bacarrí (S)	30	Georgia, 2014-15
Owens, Terrell (WR)	81	Tennessee-Chattanooga, 2009	Ramsey, Andre (G)	76	Ball State, 2009
P			Ramson, Eason (TE)	87	Washington State, 1985
Palmer, Ashlee (LB)	59	Mississippi, 2009	Randolph, Al (S)	24	Iowa, 1974
Palmer, Dick (LB)	50	Kentucky, 1972	Rashad, Ahmad (WR)	27	Oregon, 1974-75
Palumbo, Sam (C)	54	Notre Dame, 1960	Ray, Eddie (RB)	38/42	Louisiana State, 1976
+Panepinto, Mike (RB)	47	Canisius, 1987	Rayner, Dave (K)	3	Michigan St., 2011
Panos, Joe (G)	72	Wisconsin, 1998-00	Reddick, Kevin (LB)	51	North Carolina, 2015-
Parker, Ervin (LB)	62	So. Carolina State, 1980-83	Reed, Andre (WR)	83	Kutztown, 1985-99
Parker, Glenn (OL)	74	Arizona, 1990-96	Reed, Josh (WR)	82	LSU, 2002-09
+Parker, Kerry (CB)	23	Grambling, 1987	Reese, Izell (S)	43	Alabama-Birmingham, 2003-04
Parker, Willie (C)	56/61	No. Texas State, 1973-79	Reese, Jerry (WR)	81	San Jose State, 1997
Parrella, John (DL)	92	Nebraska, 1993	Reeves, Roy (WR)	28	South Carolina, 1969
Parrish, Lemar (CB)	24	Lincoln, 1982	Reich, Frank (QB)	14	Maryland, 1985-94
Parrish, Roscoe (WR)	11	Miami, 2005-11	Reid, Andy (RB)	33	Georgia, 1976
+Partridge, Rick (P)	5	Utah, 1987	Reilly, Jim (G)	61	Notre Dame, 1970-71
Pate, Lloyd (RB)	33	Cincinnati, 1970	Remmert, Dennis (T)	53	Iowa State, 1960
Paterra, Herb (LB)	30	Michigan State, 1963	Reynolds, M.C. (QB)	14	LSU, 1961
Patrick, Wayne (RB)	30	Louisville, 1968-72	Reyes, Tutan	76	Mississippi, 2006
Patton, Bob (C)	65	Delaware, 1976	Ricardo, Benny (K)	1	San Diego State, 1976
Patton, James (DL)	99	Texas, 1993-94	Rice, Ken (T)	75	Auburn, 1961-63
Patton, Jerry (DT)	77	Nebraska, 1972-73	Richards, Perry (E)	84	Detroit, 1961
Patton, Marcus (LB)	53	UCLA, 1990-94	Richardson, Cyril (G)	68	Baylor, 2014-
Patulski, Walt (DE)	85	Notre Dame, 1972-75	Richardson, Eric (WR)	82	San Jose State, 1985-86
Paup, Bryce (LB)	95	Northern Iowa, 1995-97	Richardson, Pete (CB)	47	Dayton, 1969-71
Pears, Erik (OT)	79	Colorado St., 2010-14	Richey, Mike (T)	75	North Carolina, 1969
Penchion, Robert (G)	69	Alcorn A&M, 1972-73	Riddick, Robb (RB)	40	Millersville St., 1981, 83-84, 86-88
Pennington, Terrance (OL)	79	New Mexico, 2006	Ridgle, Elston (DE)	98	Nevada-Reno, 1989
Perry, Marlo (LB)	58	Jackson State, 1994-99	Riemierna, Jay (TE)	49/85	Michigan, 1997-02
Perryman, Jim (S)	23/24	Millikin, 1985	Ridlehuber, Preston (RB)	31/36	Georgia, 1969
Peters, Jason (T)	71	Arkansas, 2004-08	Rinehart, Chad (OL)	76	Northern Iowa, 2010-12
Petrich, Bob (DE)	85	West Texas State, 1967	Rissmiller, Ray (T)	74	Georgia, 1968
Pharr, Tommy (S)	27	Mississippi State, 1970	Ritcher, Jim (G)	51	North Carolina State, 1980-93
Phillion, Ed (DT)	71/75	Ferris State, 1994-95	Ritzmann, Constant	91	Tennessee, 2004
Phillips, Kim (DB)	43	N. Texas State, 1990	Rivera, Hank (DB)	20	Oregon State, 1963
Piccone, Lou (WR)	89	West Liberty State, 1977-82	Roberson, Bo (E)	46	Cornell, 1965
Pike, Mark (LB)	57/94	Georgia Tech, 1987-98	Robertson, Bernard (OT)	60	Tulane, 2003
Pitts, John (S)	48	Arizona State, 1967-73	Robertson, Isiah (LB)	58	Southern, 1979-82
Pitts, Ron (DB)	27	UCLA, 1986-87	Robertson, Tyrone (DT)	92	Hinds CC, 2001
Ply, Bobby (DB)	23	Baylor, 1967	Robey, Nickell (CB)	37	USC, 2013-
Polk, DaShon (LB)	51/52	Arizona, 2000-03	Robinson, Eddie (LB)	55	Alabama St., 2002
Pool, David (DB)	27/29	Carson-Newman, 1990-93	Robinson, Matt (QB)	17	Georgia, 1981-82
Porter, Darryl (CB)	22	Boston College, 1998-00	Rodriguez, Evan (FB)	48	Temple, 2013-14
Porter, Kerry (RB)	30	Washington State, 1987	Rogers, Charlie (KR)	31	Georgia Tech, 2002
Porter, Ricky (RB)	26	Slippery Rock, 1987	Rogers, Justin (CB)	26	Richmond, 2011-13
Posey, Jeff (LB)	96	Southern Mississippi, 2003-05	Rogers, Reggie (DE)	77	Washington, 1991
Posluszny, Paul (LB)	51	Penn State, 2007-10	Rogers, Sam (LB)	59	Colorado, 1994-00
Potter, John (K)	3	Western Michigan, 2012	Rolle, Butch (TE)	87	Michigan State, 1986-91
Potter, Steve (LB)	58	Virginia, 1984	Romes, Charles (DB)	26	No. Carolina Central, 1977-86
Powell, Art (E)	84	San Jose State, 1967	Rone, Andre (WR)	87	Mississippi, 2002
Powell, Darnell (RB)	35	Chattanooga, 1976	Roopenian, Mark (NT)	99	Boston College, 1982-83
Powell, Eric (DE)	91	Florida State, 2006	Roosevelt, Naaman (WR)	18	Buffalo, 2010-2011
Powell, Shawn (P)	6	Florida State, 2012-13	Roquemore, Durwood (S)	42	Texas A&I, 1987
Powell, Steve (RB)	23	N.E. Missouri State, 1978-79	Rosdahl, Harrison (DE)	83	Penn State, 1964
Powell, Ty (LB)	57	Harding, 2013-15	+Rosenmeier, Eric (C)	75	Colgate, 1987
Powell, Walt (WR)	19	Murray State, 2015-	Ross, Jay (OL)	69	Coastal Carolina, 2012-13
Prater, Dean (DE)	79	Oklahoma State, 1984-88	Ross, Louis (DE)	87	So. Carolina State, 1971-72
Preston, Duke (OL)	75	Illinois, 2005-08	Ross, Willie (FB)	47	Nebraska, 1964
Price, Marcus (T)	73	LSU, 2002-03	Royal, Robert (TE)	84	LSU, 2006-08
Price, Peerless (WR)	81	Tennessee, 1999-02, 2006-07	Russell, Ben (QB)	3/7	Louisville, 1968
Price, Shawn (DE)	91	Pacific, 1996-01	Rutkowski, Charles (E)	85	Ripon, 1960
Prisleau, Pierson (S)	23	Virginia Tech 2001-04	Rutkowski, Ed (QB/WR)	40	Notre Dame, 1963-68
Prudhomme, Remi (DE)	65/68	LSU, 1966-67, 1972	Ruud, Tom (LB)	54	Nebraska, 1975-77
Pruitt, Mike (FB)	33/41	Purdue, 1985	Rychlec, Tom (TE)	81	American International, 1960-62
Pucilo, Mike (G)	61	Auburn, 2002-03	S		
R			Saidock, Tom (DT)	75	Michigan State, 1962
Rabb, Warren (QB)	17	LSU, 1961-62	Saimes, George (S)	26	Michigan State, 1963-69
			Salas, Greg (WR)	11	Hawaii, 2015-

ALL-TIME ROSTER (CONTINUED)

<i>Player</i>	<i>Number</i>	<i>College</i>	<i>Player</i>	<i>Number</i>	<i>College</i>
Sanborn, Garrison (LS)	65	Florida State, 2009-	Sobieski, Ben (OT)	64	Iowa, 2003-04
Sanford, Lucius (LB)	57	Georgia Tech, 1978-86	Solomon, Roland (CB)	28/46	Utah, 1980
Sape, Lauvale (DT)	66	Utah, 2003-05	+Sommer, Don (T)	72	Texas, El Paso, 1987
Saunders, John (S)	21	Toledo, 1972	Sorey, Jim (DT)	79	Texas Southern, 1960-62
Schaffer, Joe (LB)	67	Tennessee, 1960	Spielman, Chris (LB)	54	Ohio State, 1996-98
+Schankweiler, Scott (LB)	52	Maryland, 1987	Spikes, Jack (FB)	32	TCU, 1966-67
+Schlopy, Todd (K)	3	Michigan, 1987	Spikes, Takeo (LB)	51	Auburn, 2003-06
Schmidt, Bob (C)	57	Minnesota, 1966-67	Spiller, C.J. (RB)	21	Clemson, 2010-14
Schmidt, Henry (DT)	76	Southern California, 1965	Spoon, Brandon (LB)	58	North Carolina, 2001-02
Schnarr, Steve (RB)	23	Otterbein, 1975	Spriggs, Marcus (OL)	69	Houston, 1997-00
Schneck, Mike (LS)	54	Wisconsin, 2005-06	Stamer, Josh (LB)	57/50	South Dakota, 2003-07, 2009
Schobel, Aaron (DE)	94	Texas Christian, 2001-2009	Staysniak, Joe (OL)	79	Ohio State, 1991
Schottenheimer, Marty (LB)	56/57	Pittsburgh, 1965-68	Steels, Anthony (KR/RB)	45	Nebraska, 1985
Schouman, Derek (TE)	80	Boise State, 2007-2009	Steinfirt, Fred (K)	5	Boston College, 1983
+Schulte, Rick (G)	63	Illinois, 1987	Stephenson, Kay (QB)	18	Florida, 1968
Schultz, Kurt (S)	24	Eastern Washington, 1992-98	Stevens, Matt (DB)	23	Appalachian State, 1996
Scobey, Josh (RB)	39	Kansas State, 2007	Stevenson, Dominique (LB)	50	Tennessee, 2002-03
Scott, Bryan (S)	43	Penn State, 2007-12	Steward, Tony (LB)	50	Clemson, 2015
Scott, John (T)	76	Ohio State, 1960-61	Still, Art (DE)	72	Kentucky, 1988-89
Scott, Jonathan (T)	79	Texas, 2008-09	Stone, Don (FB)	32/34	Arkansas, 2005-08
Seals, Leon (DE)	96	Jackson State, 1987-91	Stone, Ken (S)	23/24	Vanderbilt, 1973
Seamster, Sammy (CB)	44	Middle Tennessee St., 2015-	Stratton, Mike (LB)	58	Tennessee, 1962-72
Searcy, Da'Norris (DB)	25	North Carolina, 2011-14	Stroud, Marcus (DT)	99	Georgia, 2008-2010
Sedlock, Bob (T)	75	Georgia, 1960	Stupar, Jonathan (TE)	87	Virginia, 2009-10
Selfridge, Andy (LB)	64	Virginia, 1972	Sullivan, Marques (OL)	74	Illinois, 2001-03
Sestak, Tom (DT)	70	McNeese State, 1962-68	Summers, Frank (FB)	38	UNLV, 2013-14
Seymour, Paul (TE)	87	Michigan, 1973-77	Sutton, Mickey (DB/PR)	20	Montana, 1989
Shaw, Billy (G)	66	Georgia Tech, 1961-69	Switzer, Marvin (DB)	21	Kansas State, 1978
Shaw, Bobby (WR)	81	California, 2003-04	Sykes, Gene (DB)	23	LSU, 1963-65
Shaw, Dennis (QB)	16	San Diego State, 1970-73			
Shelton, Daimon (FB)	31	Sacramento State, 2004-06	T		
+Shepherd, Johnny (RB)	24	Livingston University, 1987	Taliaferro, Mike (QB)	17	Illinois, 1972
Sheppard, Kelvin (LB)	55	LSU, 2011-12	Talley, Darryl (LB)	56	West Virginia, 1983-94
Sherman, Tom (QB)	14/18	Penn State, 1969	Tarpley, A.J. (LB)	59	Stanford, 2015
Shipp, Joe (TE)	87	Southern California, 1979	Taseff, Carl (DB)	23	John Carroll Univ., 1962
Shockley, Bill (HB)	23	West Chester State, 1961	Tasker, Steve (WR)	89	Northwestern, 1986-97
+Shupe, Mark (C)	55	Arizona State, 1987	Tatarek, Bob (DT)	71	Miami (FL), 1968-72
Sidney, Dainon (CB)	37	Alabama-Birmingham, 2003	Taylor, Brian (DB)	21	Oregon State, 1991
+Silipo, Joe (C)	64	Tulane, 1987	Taylor, Tyrod (QB)	5	Virginia Tech, 2015-
Silva, Mana (DB)	30	Hawaii, 2012	Teague, Trey (C)	70	Tennessee, 2002-05
Simmons, Kendall (RG)	71	Auburn, 2009	Teal, Jimmy (WR)	86	Texas A&M, 1985-86
Simmons, Wayne (LB)	55	Clemson, 1998	+Tharpe, Richard (DE)	74/94	Louisville, 1987
Simonton, Ken (RB)	30	Oregon State, 2003	Thigpen, Marcus (WR)	11	Indiana, 2014-15
Simpson, Bill (FS)	45	Michigan State, 1980-82	Thigpen, Tyler (QB)	4	Coastal Carolina, 2011-12
Simpson, Ko (S)	30	South Carolina, 2006-08	Thomas, Anthony (RB)	28	Michigan, 2006-07
Simpson, O.J. (RB)	32/33	Southern California, 1969-77	Thomas, Damon (WR)	82/86	Wayne St. (NE), 1994-95
Skorupan, John (LB)	55	Penn State, 1973-77	Thomas, Ike (DB)	37	Bishop, 1975
Smedley, Eric (DB)	40	Indiana, 1996-98	Thomas, Kevin (CB)	28	UNLV, 2002-05
Smerlas, Fred (NT)	76	Boston College, 1979-89	Thomas, Kiwaukee (CB)	25	Georgia Southern, 2006-07
Smith, Allen (HB)	34	Ft. Valley State, 1966-67	Thomas, Thurman (RB)	34	Oklahoma State, 1988-99
Smith, Antowain (RB)	23	Houston, 1997-00	Thompson, Deonte (WR)	80	Florida, 2014-15
Smith, Bobby (HB)	20	North Texas State, 1964-65	Thompson, Gary (CB)	24/38	Coll. Of Redwoods, 1983-84
Smith, Brad (WR/QB)	16	Missouri, 2011-12	Thornton, Bubba (WR)	34	Texas Christian, 1969
Smith, Brandon (CB)	44	Arizona State, 2013-14	Tillman, Travares (S)	28	Georgia Tech, 2000-01
Smith, Bruce (DE)	78	Virginia Tech, 1985-99	Tindale, Tim (RB)	33	Western Ontario, 1995-97
Smith, Carl (FB)	35	Tennessee, 1960	Toomay, Pat (DE)	65	Vanderbilt, 1975
Smith, Don (DE)	74	Miami (FL), 1985-86	Tongue, Marco (DB)	30	Bowie State, 1984
Smith, Don (RB)	30	Mississippi State, 1990	Torbor, Reggie (LB)	53	Auburn, 2010
Smith, Joey (WR)	29	Clemson, 1984	Torczone, LaVerne (DE)	87	Nebraska, 1960-62
Smith, Jonathan (WR)	19	Georgia Tech, 2004-05	+Totten, Willie (QB)	17	Mississippi Valley St., 1987
Smith, Lawrence (G)	72	Tennessee State, 2004-05	Tracey, John (LB)	51/85	Texas A&M, 1962-67
Smith, Lee (TE)	85	Marshall, 2011-14	Trafford, Rod(TE)	81	South Carolina, 2004
Smith, Leonard (DB)	46	McNeese State, 1988-91	Trapp, Richard (WR)	28	Florida, 1968
Smith, Lucious (CB)	47	Cal. State-Fullerton, 1984	Traynowicz, Mark (G)	62	Nebraska, 1985-88
Smith, Marty (DT)	79	Louisville, 1976	Tripplett, Larry (DT)	98	Washington, 2006-07
Smith, Thomas (CB)	28	North Carolina, 1993-99	Troup, Torell (DT)	96	Central Florida, 2010-11
Smith, Tody (DE)	85	Southern California, 1976	Tucker, Erroll (DB/KR)	22	Utah, 1988-89
Snow, David (C)	61	Texas, 2012	Tucker, Ross (G)	65	Princeton, 2003-04
Snowden, Cal (DE)	75	Indiana, 1971	Tuel, Jeff (QB)	7	Washington State, 2013-14

ALL-TIME ROSTER (CONTINUED)

Player	Number	College	Player	Number	College
Tuitele, Ula (LB)	99	Colorado, 2002	Williams, Kevin (CB)	23	Iowa State, 1986
Turner, Nate (RB)	21/49	Nebraska, 1993-94	Williams, Kevin (WR)	82	Miami, 1998-99
Turner, Vernon (WR)	86	Carson-Newman, 1990	Williams, Kyle (DT)	95	LSU, 2006-
Tuten, Rick (P)	10	Florida State, 1990	+Williams, Leonard (RB)	26	Western Carolina, 1987
Tuttle, Perry (WR)	81	Clemson, 1982-83	Williams, Mario (DE)	94	NC State, 2012-15
Tyler, Maurice (S)	42	Morgan State, 1972-73	Williams, Mike (T)	68	Texas, 2002-04
U			Williams, Mike (WR)	19	Syracuse, 2014
'Unga, J.J.	64	Midwestern State, 2013-14	Williams, Pat (DT)	93	Texas A&M, 1997-03
Unutoa, Mo (LS)	68	Brigham Young, 2001	Williams, Shaud (RB)	40/36	Alabama, 2004-07
Urbik, Kraig (OL)	60	Wisconsin, 2010-15	Williams, Thomas (LB)	49	Southern California, 2010
V			Williams, Van (RB)	23	Carson-Newman, 1983-84
Valdez, Vernon (DB)	25	San Diego College, 1961	Willis, Keith (DE)	93	Northeastern, 1992
Van Pelt, Alex (QB)	10	Pittsburgh, 1995-03	Willis, Len (WR)	86	Ohio State, 1977-79
Van Valkenburg, Pete (RB)	36	Brigham Young, 1973	Wilson, Don (S)	21	North Carolina State, 1984-85
Villapiano, Phil (LB)	41	Bowling Green, 1980-83	Wilson, Eric (LB)	50	Maryland, 1985
Villarrial, Chris	58	Indiana (PA), 2004-06	Wilson, George (WR/S)	15/37	Arkansas, 2005-12
Vincent, Troy (S)	23	Wisconsin, 2004-06	Wilson, Karl (DE)	73	Louisiana State, 1995
Virkus, Scott (DE)	93	San Francisco C.C., 1983-84	Wilson, Mike (G)	65	Dayton, 1971
Vogler, Tim (OL)	65	Ohio State, 1979-88	Winans, Jeff (DT)	75	South California, 1973-75
W			Winfield, Antoine (CB)	26	Ohio State, 1999-03
Wagstaff, Jim (DB)	22	Idaho State, 1960-61	Winfrey, Stan (RB)	38	Arkansas State, 1977
+Walczak, Mark (TE)	87	Arizona, 1987	Wingo, Robbie (RB)	42	Arkansas, 2013
Walker, Donnie (DB)	45	Central State (OH), 1973-74	Wire, Coy (S)	27	Stanford, 2002-07
Walker, Langston (T)	68	California, 2007-08	+Witt, Billy (DE)	94	North Alabama, 1987
+Walls, Craig (LB)	57/96	Indiana, 1987	Wolff, Wayne (G)	60	Wake Forest, 1961
Walsh, Chris (WR)	87	Stanford, 1992-93	Wolford, Will (OL)	69/73	Vanderbilt, 1986-92
Walterscheid, Len (S)	45	So. Utah State, 1983-84	Wood, Cierre (RB)	41	Notre Dame, 2015
Walton, Larry (WR)	49	Arizona State, 1978	Wood, Eric (RG)	70	Louisville, 2009-
Wang, Ed (OL)	71	Virginia Tech, 2010	Woods, Pierre (LB)	49	Michigan, 2010
Warlick, Ernie (E)	84	No. Carolina Central, 1962-65	Woods, Robert	10	USC, 2013
Warner, Charley (DB)	22	Prairie View, 1964-66	Woodson, Sean (DB)	37	Jackson State, 1997
Washington, Dave (LB)	86	Alcorn State, 1972-74	Word, Roscoe (DB)	47	Jackson State, 1976
Washington, Mickey (CB)	25	Texas A&M, 1993-94	Worthy, Jerel (DT)	69/94	Michigan St., 2015-
Washington, Ted (NT)	92	Louisville, 1995-00	Wright, Bo (RB)	43	Alabama, 1988
Washington, Vic (RB)	33	Wyoming, 1975-76	Wright, Dwayne (RB)	31	Fresno State, 2007
Watkins, Larry (FB)	38	Alcorn State, 1973-74	Wright, Jeff (NT)	91	Central Missouri, 1988-94
Watkins, Sammy (WR)	14	Clemson, 2014-	Wright, Kenyatta (LB)	98/57	Oklahoma State, 2000-01
Watson, Chris (CB/KR)	21	Eastern Illinois, 2000-02	Wrotto, Mansfield (OL)	61	Georgia Tech, 2010
+Watters, Scott (LB)	60	Wittenberg, 1987	Wyatt, Alvin (DB)	41	Bethune-Cookman, 1970-73
Wegert, Ted (HB)	33	None, 1960	Wyche, Sam (QB)	13/14	Furman, 1976
Webster, Jason (CB)	21	Texas A&M, 2007	Wynn, Jarius (DE)	92	Georgia, 2014-
Welch, Thomas (OL)	66	Vanderbilt, 2012-13	Y		
Wendling, John (S)	29	Wyoming, 2007-09	Yaccino, John (DB)	25	Pittsburgh, 1962
Wenglikowski, Al (LB)	60	Pittsburgh, 1984, 1987	Yeates, Jeff (DT)	62	Boston College, 1974-76
West, Willie (DB)	47	Oregon, 1962-63	Yoho, Mack (DE/K)	71/82	Miami (OH), 1960-63
Westerman, Jamaal (LB)	93	Rutgers, 2013	Youboty, Ashton (CB)	26	Ohio State, 2006-10
Wheeler, Manch (QB)	12	Maine, 1962	Young, Dave (TE)	49/87	Purdue, 1983
Whitner, Donte (S)	20	Ohio State, 2006-10	Young, Duane (TE)	87	Michigan State, 1998
White, Chris (LB)	51	Mississippi St., 2011-12	Young, Sam (OT)	71	Notre Dame, 2011-13
White, Craig (WR)	27	Missouri, 1984	Young, Willie (T)	68	Alcorn State, 1971-72
White, David (LB)	50/51	Nebraska, 1995-96	Youngelman, Sid (T)	76	Alabama, 1962-63
White, Jan (TE)	80	Ohio State, 1971-72	Z		
White, Johnny (RB)	30	North Carolina, 2011-12	Zecher, Rich (DT)	81	Utah State, 1967
White, Sherman (DE)	83	California, 1976-83	Zeigler, Dusty (C)	61	Notre Dame, 1996-99
Whittle, Jason (OL)	65	SW Missouri St., 2007-08	Zelencik, Connie (C)	53	Purdue, 1977
Whittington, Arthur (RB)	21	SMU, 1982	(+)		
Wiley, Marcellus (DE)	75	Columbia, 1997-99	indicates players whose only action with the Bills came as a replacement player during the 1987 strike.		
Wilkins, Gary (FB)	34	Georgia Tech, 1986-87			
Williams, Aaron (CB)	23	Texas, 2011-			
Williams, Ben (DE)	77	Mississippi, 1976-85			
Williams, Chris (CB)	27	LSU, 1982-83			
Williams, Chris (G)	74	Vanderbilt, 2014			
Williams, Clarence (FB)	39	Florida State, 1998			
Williams, Duke	27	Nevada, 2013-			
Williams, James (CB)	29/31	Fresno State, 1990-93			
Williams, Karlos (RB)	29	Florida St., 2015-			
Williams, Keith (DL)	OG	Nebraska, 2012			

ALL-TIME DRAFT

1960

First Choices

1. Birtho Arnold, T/G, Ohio St.
2. Charles Bevins, HB, Morris Brown
3. Don Black, E, N. Mexico
4. Bill Burrell, G, Illinois
5. Paul Choquette, FB, Brown
6. Mike Connelly, C, Utah St.
7. Jim Conroy, FB, USC
8. Bob Coogan, T/G, Utah
9. Louis Cordileone, T, Clemson
10. Ted Dean, FB, Wichita St.
11. Willie Evans, HB, Buffalo
12. Ross Fichtner, QB, Purdue
13. Al Gilliam, C, E. Texas St.
14. AJ Goldstein, E, N. Carolina
15. James Houston, E, Ohio St.
16. Ray Jauch, HB, Iowa
17. Robert Khayat, T, Mississippi
18. Ken Kirk, C, Mississippi
19. Jim Leo, E, Cincinnati
20. Richie Lucas, QB, Penn St.
21. Charles McMurry, T/G, Whittier
22. Bubba Meyer, E, TCU
23. Ron Miller, E, Vanderbilt
24. Gale Oliver, T, Texas A & M
25. Harold Olson, T, Clemson
26. Ray Peterson, HB, W. Virginia
27. Vince Promuto, G, Holy Cross
28. Rene Ramirez, HB, Texas
29. Len Rohde, T, Utah St.
30. Joe Schaffer, T, Tennessee
31. Wayne Schneider, HB, Colorado St.
32. Ivan Tonic, QB, Pittsburgh
33. Larry Wilson, HB, Utah

Second Selections

1. Dwight Bumgarner, E, Duke
2. Tom Day, T/G, N. Carolina A & T
3. Babe Dreymla, T/G, Texas
4. Joe Gomes, HB, South Carolina
5. Mike Graney, E, Notre Dame
6. Pete Hall, QB, Marquette
7. Jim Hanna, E, USC
8. * Ernie Hanson, C, Arizona St.
9. * Darrell Harper, HB, Michigan
10. John Littlejohn, HB, Kansas St.
11. Marvin Luster, E, UCLA
12. Dwight Nichols, HB, Iowa St.
13. Merlin Priddy, HB, TCU
14. Gary Ratkowski, HB, Citadel
15. Dale Rems, T/G, Purdue
16. Carl Robinson, T/G, S. Carolina St.
17. Bob Sliva, T/G, S.F. Austin
18. James Sorey, DT, Texas Southern
19. Jerry Thompson, T/G, Oklahoma
20. Royce Whittington, T/G, Southwestern

NOTE: Richie Lucas was the first player ever drafted by the Buffalo Bills.

*Future Choice – drafted as underclassman.

1961

1. Ken Rice, T, Auburn
2. Billy Shaw, T, Georgia Tech
3. Art Baker, FB, Syracuse
4. Tom Gilburg, T, Syracuse
5. Stew Barber, T, Penn St.
6. Norm Snead, QB, Wake Forest
7. Fred Brown, HB, Georgia
8. Albert Bemiller, C, Syracuse
9. Charles Linning, T, Miami
10. William Majors, HB, Tennessee
11. Don Kern, HB, Virginia Military

12. Roy Wall, HB, N. Carolina
13. Floyd Powers, G, Mississippi St.
14. Tom Causey, E, Louisiana Tech
15. Ron Kostelnik, T, Cincinnati
16. Jerry Frye, E, S. Carolina
17. Vincent Scott, E, Maryland
18. Wayne Wolff, T, Wake Forest
19. John Bodkin, G, South Carolina
20. Charles Barnes, E, Northeast Louisiana St.
21. Everett Cloud, HB, Maryland
22. Larry Vargo, E, Detroit
23. Charles Baker, T, Tennessee
24. William Mack, HB, Notre Dame
25. Frank Jackunas, C, Detroit
26. Jack Harbaugh, HB, Bowling Green
27. Lorenzo Stanford, T, N. Carolina A & I
28. Bob Allen, E, Wake Forest
29. Jason Harness, E, Michigan St.
30. Mike Stock, HB, Northwestern
31. William Martin, HB, Minnesota

1962

1. Ernie Davis, HB, Syracuse
2. Glenn Glass, HB, Tennessee
3. John Elwell, E, Purdue
4. Choice to Dallas Texans
5. Tom Dellinger, HB, N. Carolina St.
6. Dave Viti, E, Boston U.
7. Jim LeCompte, G, North Carolina
8. Paul White, HB, Florida
9. Bill Saul, C, Penn St.
10. Amos Bullocks, HB, Southern Illinois
11. Jerry Croft, G, Bowling Green
12. Tom Pennington, E, Georgia
13. Choice to Oakland
14. Ron Gassert, T, Virginia
15. Mike Stratton, LB, Tennessee
16. Ron Scufca, T, Purdue
17. Roger Kochman, HB, Penn St.
18. Frank Imperiale, T, Southern Illinois
19. Tom Sestak, DT, McNeese St.
20. Joe Kehoe, E, Virginia
21. Bill Johnson, LB, SE Louisiana
22. Sam Tidmore, E, Ohio St.
23. Carey Henly, HB, Chattanooga
24. Tom Hall, E, Minnesota
25. Ray Abruzzese, DB, Alabama
26. Stan Sczurek, G, Purdue
27. Dave Gash, E, Kentucky
28. Ed Reynolds, T, Tulane
29. Claude Crabb, HB, Colorado
30. Roy Walker, FB, Purdue
31. Jim Beaver, G, Florida
32. Cody Binkley, C, Vanderbilt
33. Jim Collier, E, Arkansas
34. Ken Erickson, E, Syracuse
35. Tony Parilli, G, Illinois
36. Ben Charles, QB, USC

1963

1. Dave Behrman, C, Michigan St.
2. Jim Dunaway, T, Mississippi
3. Tom Hutchinson, E, Kentucky
4. Tom Brown, HB, Maryland
5. Tom Woodeshick, HB, W. Virginia
6. Bob Jencks, E, Miami (OH)
7. George Saimes, FB/DB, Michigan St.
8. Jim Moss, LB, South Carolina
9. Jim Kanicki, T, Michigan St.
10. Choice to Denver

9. Larry Stallings, LB, Georgia Tech
10. Ron Snidow, T, Oregon
11. Lindy Infante, HB, Florida
12. Choice to Houston
13. Choice to Boston
14. Choice to Boston
15. J.B. Simmons, E, Tulsa
16. Paul Underhill, FB, Missouri
17. Ed Hoerster, LB, Notre Dame
18. Jeff Slabaugh, T, Indiana
19. Herb Paterra, LB, Michigan St.
20. Gene Sykes, DB, Louisiana St.
21. Harlow Fullwood, T, Virginia Union
22. Ed Adamchak, T, Pittsburgh
23. Charles Walker, T, Duke
24. Bob Middleton, E, Ohio St.
25. Daryle Lamonica, QB, Notre Dame
26. Ron Carlson, E, Wisconsin
27. Willie Crenshaw, FB, Nebraska
28. Dick Quast, G, Memphis St.
29. Leon Mavity, HB, Colorado
30. Charles Killett, HB, Memphis St.

1964

1. Carl Eller, T, Minnesota
2. Dick Evey, DE, Tennessee
3. George Rose, DB, Auburn
4. George Byrd, DB, Boston U.
5. Paul Warfield, WR, Ohio St.
6. Tom Keating, DT, Michigan
7. Mike Reilly, LB, Iowa
8. Choice to Kansas City
9. Roger Pillath, T, Wisconsin
10. Choice to Boston
11. Paul Martha, HB, Pittsburgh
12. Howard Simpson, E, Auburn
13. Earl Lattimer, TB, Michigan St.
14. Bobby Smith, HB, N. Texas St.
15. Cloyd Webb, E, Iowa
16. Willie Ross, HB, Nebraska
17. Pete Gogolak, K, Cornell
18. Joe O'Donnell, G, Michigan
19. Remi Prudhomme, T, LSU
20. Bill Simpson, T, Baylor
21. John Hilton, E, Richmond
22. Larry Kramer, T, Nebraska
23. Hagood Clarke, DB, Florida
24. Don Montgomery, E, N. Carolina St.
25. Bob Dugan, T, Mississippi St.
26. John Deibert, T, Penn St.
27. John Briscoe, LB, Arizona
28. John Evans, T, Memphis St.
29. Dick Schott, T, Louisville
30. Tom Urbanik, HB, Penn St.
31. Allen Jacobs, HB, Utah

1965

1. Jim Davidson, T, Ohio St.
2. Choice to Kansas City
3. Alan Atkinson, T, Villanova
4. Choice to Kansas City
5. Dave Simmons, LB, Georgia Tech
6. Lance Rentzel, WR, Oklahoma
7. Marty Schottenheimer, LB, Pittsburgh
8. Ray Rissmiller, T, Georgia
9. Al Nelson, DB, Cincinnati
10. Chuck Mercein, FB, Yale
11. Floyd Hudlow, DB, Arizona
12. Doug Goodwin, FB, Maryland St.
13. Chuck Hurston, T, Auburn
14. Pete Mills, E/DB, Wichita
15. Bob Timberlake, QB, Michigan

ALL-TIME DRAFT (CONTINUED)

- 18b. John Fouse, E, Arizona
19. Frank Marchlewski, C, Minnesota
20. John Henry, DT, Boston U.

1965

RED SHIRT DRAFT

1. Ken Ambrusko, HB, Maryland
2. Gary Lane, QB, Missouri
3. John Kuzniewski, FB, Purdue
4. Roger Davis, HB, Virginia
5. John Boyette, T, Clemson
6. John Strohmeier, DE, Nebraska
7. J.R. Wilburn, E, S. Carolina
8. Charles King, DB, Purdue
9. Earl Hawkins, HB, Emory
10. Sonny Odum, HB, Duke
11. Ray Hohanson, G, Prairie View
12. George Wilson, QB, Xavier

1966

1. Mike Dennis, HB, Mississippi
2. Jim Lindsey, HB, Arkansas
3. Randy Jackson, T, Florida
4. Bobby Burnett, HB, Arkansas
5. Bob Sherlag, DB, Memphis St.
6. Bill Johnson, DB, Sewanee
7. Choice to Denver
8. Paul Guidry, LB, McNeese St.
9. James Carter, DE, Tennessee St.
10. Bobby Crockett, WR, Arkansas
11. Dale Stewart, HB, Pittsburgh
12. Wayne DeSutter, T, Western Illinois
13. Al McFarlane, HB/K, Louisville
14. Tony Golmont, DB, North Carolina St.
15. Allen Smith, HB, Fort Valley St.
16. Ed Russell, T, Illinois
17. Bill Earhart, DT, Bowling Green
18. Greg Lashutka, E, Ohio St.
19. Mel Phillips, DB, North Carolina A & T
20. Ken McLean, E, Texas A & M

1966

RED SHIRT DRAFT

1. Jack Gregory, DE, Chattanooga
2. Johnny Robinson, E, Tennessee St.
3. Tony King, E, Findlay
4. Dick Cunningham, LB, Arkansas
5. Richard Czap, T, Nebraska
6. Leroy Carter, HB, Grambling
7. Dick Weeks, HB, Texas Western
8. Monroe Phelps, HB, Missouri
9. Ed King, LB, USC
10. Bill Moorer, C, Georgia Tech
11. Benny Russell, QB, Louisville

1967

(First year of Combined AFL-NFL Draft)

- 1a. John Pitts, DB, Arizona St. (22)
- 2a. Jim LeMoine, G, Utah St. (42)
- 2b. Choice to San Diego
- 3a. Tom Rhoads, DE, Notre Dame (70)
- 3b. Choice to Oakland
4. Gary Bugenhagen, T, Syracuse (102)
5. Choice to Miami
- 6a. Bill Wilkerson, DE, Texas Western (149)
- 6b. Choice to Oakland
7. George Gaiser, T, SMU (181)

8. Tommy Luke, DB, Mississippi (207)
9. Gerald Seither, WR, Kent St. (233)
10. Tom Croft, DB, Louisiana Tech (259)
11. Paul Tomich, T, Drake (284)
- 12a. Ernie Ames, DT, Kent St. (292)
- 12b. Robert Bonner, DT, Southern (311)
- 13a. Howard Finley, DB, Tennessee A&I (318)
- 13b. George Carter, HB, St. Bonaventure (319)
- 13c. Randy Wheeler, HB, Georgia (337)
14. Vern Moore, HB, Central Oklahoma St. (362)
15. Grant Martinsen, DB, Utah St. (389)
16. Mike Irwin, DB, Penn St. (415)
17. Grover Smith, HB, Fort Valley St. (441)

1968

1. Haven Moses, WR, San Diego St. (9)
2. Bob Tatarek, DT, Miami (34)
3. Richard Trapp, E, Florida (63)
- 4a. Edgar Chandler, LB, Georgia (86)
- 4b. Choice to Kansas City
- 5a. Ben Gregory, RB, Nebraska (114)
- 5b. Mike McBeth, DE, Penn St. (119)
- 5c. Max Anderson, RB, Arizona St. (132)
6. Choice to Cincinnati
7. Pete Richardson, DB, Dayton (173)
8. Robert Kalsu, T, Oklahoma (199)
9. Gary McDermott, RB, Tulsa (227)
10. Jerome Lawson, DB, Utah (251)
11. Richard Plagge, RB, Auburn (281)
12. Greg Pipes, LB, Baylor (306)
13. Dan Darragh, QB, William & Mary (336)
14. Chuck Devliegher, DT, Memphis St. (361)
15. John Gilmore, DT, Peru (389)
16. John Frantz, C, California (415)
17. Dick Hines, DT, Kentucky St. (443)

1969

1. O.J. Simpson, RB, USC (1)
2. Bill Enyart, RB, Oregon St. (27)
3. Julian Nunamaker, DE, Tennessee-Martin (53)
4. Mike Richey, T, N. Carolina (79)
5. Ben Mayes, DT, Drake (105)
6. Choice to Denver
7. John Helton, DE, Arizona St. (157)
- 8a. James Harvey, T, Virginia Tech (183)
- 8b. James Harris, QB, Grambling (192)
9. Choice to Boston
10. Ron Baines, WR, Montana (235)
11. Bobby Hall, RB, North Carolina St. (261)
12. Lloyd Pate, RB, Cincinnati (287)
13. Leon Lovelace, T, Texas Tech (312)
14. Bubba Thornton, WR, TCU (339)
15. Karl Wilson, RB, Olivet (365)
16. Robert Kirk, G, Indiana (391)
17. Wayne Lineberry, LB, E. Carolina (417)

1970

1. Al Cowlings, DE, USC (5)
2. Dennis Shaw, QB, San Diego St. (30)
- 3a. Jim Reilly, G, Notre Dame (57)
- 3b. Glenn Alexander, DB, Grambling (67)
4. Jerome Gantt, DE, North Carolina Central (82)
5. Steve Starnes, LB, Tampa (109)

- 6a. Ken Edwards, RB, Virginia Tech (134)
- 6b. Grant Guthrie, K, Florida St. (135)
7. Wayne Fowler, T, Richmond (161)
8. Richard Cheek, T, Auburn (186)
9. Bill Bridges, G, Houston (213)
10. Willie Dixon, DB, Albany St. (238)
11. Terry Williams, RB, Grambling (265)
12. Dave Simpson, T, Drake (290)
13. Steve Schroeder, K, Pacific (317)
14. William Costen, T, Morris Brown (342)
15. Dave Farris, TE, Central Michigan (369)
16. Larry Davis, WR, Rice (394)
17. George Bevan, DB, LSU (421)

1971

1. J.D. Hill, WR, Arizona St. (4)
2. Jan White, TE, Ohio St. (29)
- 3a. Bruce Jarvis, C, Washington (53)
- 3b. Jim Braxton, RB, West Virginia (57)
4. Choice to New Orleans
- 5a. Don Green, T, Purdue (107)
- 5b. Tim Beamer, DB, J.C. Smith (113)
- 6a. Choice to Chicago
- 6b. Bill McKinley, DE, Arizona (145)
7. Bob Chandler, WR, USC (160)
- 8a. Louis Ross, DE, South Carolina St. (183)
- 8b. Tyrone Wales, RB, Missouri (185)
9. Bob Strickland, LB, Auburn (213)
10. Choice to Oakland
11. Andy Browder, T, Texas A & I (263)
12. Jim Sheffield, K, Texas A & M (291)
13. Bumpy Underwood, QB, TCU (316)
14. Jim Hoots, DE, Missouri Southern (341)
15. Charles Cole, RB, Toledo (369)
16. Billy Hunter, DB, Utah (394)
17. Pat Morrison, TE, Arkansas (419)

1972

1. Walt Patulski, DE, Notre Dame (1)
2. Reggie McKenzie, G, Michigan (27)
3. Fred Swendsen, DE, Notre Dame (53)
4. Randy Jackson, RB, Wichita St. (79)
- 5a. Leon Garror, DB, Alcorn A & M (105)
- 5b. Bob Penchion, G, Alcorn A & M (108)
6. Choice to Oakland
7. Ralph Stepaniak, DB, Notre Dame (157)
8. Paul Gibson, WR, UTEP (183)
9. Steve Vogel, LB, Boise St. (209)
10. Maurice Tyler, DB, Morgan St. (235)
11. Bill Light, LB, Minnesota (271)
12. Jeff Baker, WR, U.S. Intern'l (287)
13. Ed Moss, RB, SE Missouri (313)
14. Karl Salb, DT, Kansas (340)
15. Choice to Oakland
16. Brian Linstrom, QB, Arizona (391)
17. John Shelley, DB, Oklahoma (417)

1973

- 1a. Paul Seymour, T, Michigan (7)
- 1b. Joe DeLamilleure, G, Michigan St. (26)
2. Jeff Winans, DT, USC (32)
- 3a. Joe Ferguson, QB, Arkansas (57)
- 3b. Bob Kampa, DE, California (77)
- 4a. Donnie Walker, DB, Central St. (87)
- 4b. Jeff Yeates, DT, Boston College (103)
- 5a. Wallace Francis, WR, Arkansas AM & N (110)

ALL-TIME DRAFT (CONTINUED)

- 5b. Choice to Miami
6. John Skrupup, LB, Penn St. (136)
- 7a. Brian McConnell, LB, Michigan St. (162)
- 7b. John Ford, TE, Henderson St. (181)
8. Lee Fobbs, RB, Grambling (190)
9. Mike Reppond, WR, Arkansas (215)
- 10a. Matthew Reed, QB, Grambling (240)
- 10b. John LeHeup, LB, S. Carolina (259)
11. Richard Earl, T, Tennessee (265)
12. Ron Carroll, DT, Sam Houston (294)
13. Choice to Denver
14. Merv Krakau, LB, Iowa St. (344)
- 15a. Joe Rizzo, LB, Kings Point (369)
- 15b. Vince O'Neil, RB, Kansas (379)
16. Choice to Denver
17. John Stearns, DE, Colorado (423)

1974

1. Reuben Gant, TE, Oklahoma St. (18)
- 2b. Doug Allen, LB, Penn St. (27)
3. Gary Marangi, QB, Boston College (70)
4. Carlester Crumpler, RB, E. Carolina (95)
- 5a. Gary Hayman, WR, Penn St. (106)
- 5b. Tim Guy, DT, Oregon (122)
6. Choice to Cleveland
7. Choice to Baltimore
- 8a. Choice to Cleveland
- 8b. Gregg Hare, QB, Ohio St. (203)
9. Brian Doherty, P, Notre Dame (226)
- 10a. Art Cameron, TE, Albany St. (241)
- 10b. Don Calhoun, RB, Kansas St. (249)
- 10c. Choice to St. Louis thru Denver
11. Rod Kirby, LB, Pittsburgh (278)
12. Dave Means, DE, SE Missouri St. (303)
13. Ed Gatewood, LB, Tennessee St. (331)
- 14a. Paul Lamm, DB, N. Carolina (339)
- 14b. Phil Gurbada, DB, Mayville St. (355)
15. Ken Williams, DB, SW Louisiana St. (382)
16. Sanford Quale, OT, N. Dakota St. (406)
17. Sal Casola, K, Cincinnati (434)

1975

1. Tom Rudd, LB, Nebraska (19)
- 2a. Choice to Oakland
- 2b. Bob Nelson, LB, Nebraska (42)
3. Glenn Lott, DB, Drake (50)
- 3a. Choice to San Francisco
- 4a. Choice to Cincinnati
- 4b. Tom Donchez, FB, Penn St. (102)
- 5a. Choice to Atlanta
- 5b. John McCrumby, LB, Texas A&M (115)
6. Choice to New Orleans
- 7a. Gil Chapman, RB, Michigan (166)
- 7b. Reggie Cherry, RB, Houston (174)
- 7c. Harry Banks, DB, Michigan (175)
8. John Hill, DT, Duke (201)
9. Choice to Cincinnati
10. Roland Hooks, RB, N. Carolina St. (253)
11. Tom Drake, DB, Michigan (279)
12. Mark Johnson, DE, Missouri (305)
13. Mark Dienhart, G, St. Thomas (331)
14. Robert Evans, WR, Morris Brown (350)
15. Chris Kupec, QB, N. Carolina (383)
16. Tom Fine, TE, Notre Dame (408)
17. Jeff Turcotte, DE, Colorado (435)

1976

1. Mario Clark, DB, Oregon (18)
- 2a. Ken Jones, T/DE, Arkansas St. (45)
- 2b. Joe Devlin, T, Iowa (52)
3. Ben Williams, DE, Mississippi (78)j
4. Dan Jilek, LB, Michigan (109)
5. Fred Coleman, TE, NE Louisiana (142)
- 6a. Leslie Benson, DE, Baylor (164)
- 6b. Scott Piper, WR, Arizona (171)
- 6c. Darrell Powell, RB, Chattanooga (175)
- 7a. Jackie Williams, DB, Texas A&M (195)
- 7b. Choice to NY Jets
- 8a. Scott Gardner, QB, Virginia (215)
- 8b. Bobby Joe Easter, RB, Middle Tennessee (226)
- 8c. Art Meadowcroft, G, Minnesota (227)
- 9a. Jeff Turner, LB, Kansas (241)
- 9b. Bob Kotzur, DT, SW Texas (255)
10. Keith Moody, DB, Syracuse (280)
11. Forry Smith, WR, Iowa St. (309)
12. Joe Lowery, RB, Jackson St. (336)
13. Will Wilcox, G, Texas (365)
14. Tony Williams, WR, Middle Tennessee (392)
15. Arnold Robinson, LB, Bethune Cookman (421)
16. Gary Gorrell, LB, Boise St. 448)
17. Bob Berg, K, New Mexico (477)

1977

- 1a. Choice to Cincinnati
- 1b. Phil Dokes, DT, Oklahoma St. (12)
2. Choice to Seattle thru Dallas
- 3a. Curtis Brown, RB, Missouri (59)
- 3b. John Kimbrough, WR, St. Cloud St. (73)
4. Jimmy Dean, DT, Texas A & M (86)
- 5a. Fred Besana, QB, California (115)
- 5b. Neil O'Donoghue, K, Auburn (127)
- 6a. Choice to San Francisco
- 6b. Ron Pruitt, DT, Nebraska (157)
7. Mike Nelms, DB, Baylor (170)
8. Greg Morton, DT, Michigan (197)
9. Choice to Kansas City
10. Choice to Pittsburgh
11. Nate Jackson, RB, Tennessee St. (282)
12. Charles Romes, DB, North Carolina Central (309)

1978

1. Terry Miller, RB, Oklahoma St. (5)
- 2a. Dee Hardison, DE, North Carolina (32)
- 2b. Scott Hutchinson, DE, Florida (38)
- 3a. Dennis Johnson, RB, Mississippi St. (59)
- 3b. Danny Fulton, WR, Nebraska-Omaha (65)
4. Lucius Sanford, LB, Georgia Tech (89)
5. Ken Spaeth, TE, Nebraska (114)
- 6a. Choice to NY Jets
- 6b. Eric Smith, T, Southern Mississippi (145)
- 7a. Mario Celotto, LB, USC (171)
- 7b. Steve Powell, RB, Northeast Missouri St. (183)
8. Choice to New England thru Philadelphia
9. Choice to NY Jets
10. Will Grant, C, Kentucky (252)
11. Gerald Blanton, LB, Kentucky (282)
12. Richard Crump, RB, NE Oklahoma A&M (308)

1979

- 1a. Tom Cousineau, LB, Ohio St. (1)
- 1b. Jerry Butler, WR, Clemson (5)
- 2a. Fred Smerias, DT, Boston College (32)
- 2b. Jim Haslett, LB, Indiana, PA (51)
3. Jon Borchardt, T, Montana St. (62)
- 4a. Ken Johnson, DE, Knoxville (83)
- 4b. Jeff Nixon, FS, Richmond (87)
- 5a. Rod Kush, SS, Nebraska-Omaha (114)
- 5b. Dan Manucci, QB, Kansas St. (116)
- 6a. Choice to Houston
- 6b. Mike Burrow, G, Auburn (141)
7. Tom Mullady, TE, S'western at Memphis
8. Choice to Philadelphia
9. Kevin Baker, DE, William Penn (226)
10. Dave Marler, QB/K, Mississippi St. (253)
11. Paul Lawler, CB, Colgate (279)
12. Mike Harris, RB, Arizona St. (308)

1980

1. Jim Ritcher, C, North Carolina St. (16)
- 2a. Joe Gribbs, RB, Auburn (29)
- 2b. Gene Bradley, QB, Arkansas St. (37)
- 3a. Mark Brammer, TE, Michigan St. (67)
- 3b. John Schmedding, G, Boston College (71)
4. Ervin Parker, LB, S. Carolina St. (93)
- 5a. Jeff Pyburn, DB, Georgia (119)
- 5b. Keith Lee, DB, Colorado St. (129)
6. Choice exercised in Supplemental Draft
7. Choice to San Diego
8. Todd Krueger, QB, Northern Michigan (202)
9. Kent Davis, DB, Southern Missouri St. (231)
10. Greg Cater, P, Tennessee-Chat. (259)
11. Joe Gordon, DE, Grambling (286)
12. Roger Lapham, TE, Maine (316)

1981

- 1a. Choice to Oakland
- 1b. Booker Moore, RB, Penn St. (28)
- 2a. Chris Williams, DB, LSU (49)
- 2b. Byron Franklin, WR, Auburn (50)
- 3a. Mike Mosley, WR, Texas A & M (76)
- 3b. Robert Geathers, DE, S. Carolina St. (83)
4. Choice to Los Angeles Rams
5. Calvin Clark, DE, Purdue (135)
6. Robert Holt, WR, Baylor (161)
7. Steve Doolittle, LB, Colorado (188)
8. Choice to New Orleans
9. Robb Riddick, RB, Millersville St. (241)
10. Justin Cross, T, Western Colorado (272)
11. Buster Barnett, TE, Jackson St. (299)
12. Keith Clark, LB, Memphis St. (326)

1982

1. Perry Tuttle, WR, Clemson (19)
2. Matt Kofler, QB, San Diego St. (48)
- 3a. Eugene Marve, LB, Saginaw Valley St. (59)
- 3b. Choice to Seattle
- 4a. Van Williams, RB, Carson-Newman (93)
- 4b. Choice to Denver
5. Choice to Washington
- 6a. DeWayne Chivers, TE, S. Carolina (160)
- 7a. Gary Anderson, K, Syracuse (171)
- 7b. Choice to Detroit thru Los Angeles Rams

ALL-TIME DRAFT (CONTINUED)

8. Luc Touisngant, QB, Fairmont St. (218)
9. Dennis Edwards, DT, USC (245)
10. Victor James, DB, Colorado (272)
11. Frank Kalil, G, Arizona (298)
12. Tony Suber, DT, Gardner-Webb (329)

1983

- 1a. Tony Hunter, TE, Notre Dame (12)
- 1b. Jim Kelly, QB, Miami (14)
2. Darryl Talley, LB, W. Virginia (39)
3. Choice to New Orleans thru St. Louis
4. Trey Junkin, LB, Louisiana Tech (93)
- 4b. Jimmy Payne, DE, Georgia (112)
5. Matt Vanden Boom, S, Wisconsin (126)
6. Choice to NY Giants thru Los Angeles Rams
7. Gurnest Brown, DT, Maryland (180)
8. James Durham, S, Houston (207)
9. George Parker, RB, Norfolk St. (234)
10. Richard Tharpe, DT, Louisville (260)
11. Larry White, DE, Jackson St. (293)
12. Julius Dawkins, WR, Pittsburgh (320)

1984

1. Greg Bell, RB, Notre Dame (26)
2. Eric Richardson, WR, San Jose St. (41)
- 3a. Rodney Bellingier, CB, Miami (77)
- 3b. Sean McNanie, DE, San Diego St. (79)
- 3c. Robert "Speedy" Neal, FB, Miami (82)
4. Mitchell Brookins, WR, Illinois (95)
5. John Kidd, P, Northwestern (128)
6. Tony Slaton, C, USC (155)
7. Stan David, SS, Texas Tech (182)
8. Stacy Rayfield, S, Texas-Arlington (209)
9. Leroy Howell, DE, Appalachian St. 236)
10. Joe Azelby, LB, Harvard (262)
11. Craig White, WR, Missouri (296)
12. Russell Davis, TE, Maryland (323)

1984

USFL SUPPLEMENTAL DRAFT

1. Dwight Drane, DB, Miami (FL)

1985

- 1a. Bruce Smith, DE, Virginia Tech (1)
- 1b. Derrick Burroughs, CB, Memphis St. (14)
- 2a. Mark Traynowicz, OL, Nebraska (29)
- 2b. Chris Burkett, WR, Jackson St. (42)
- 3a. Frank Reich, QB, Maryland (57)
- 3b. Hal Garner, LB, Utah St. (63)
- 4a. Andre Reed, WR, Kutztown St. (86)
- 4b. Dale Hellestrae, OT, SMU (112)
- 5a. Choice to Los Angeles Rams
- 5b. Jimmy Teal, WR, Texas A & M (130)
6. Mike Hamby, DT, Utah St. (141)
7. Ron Pitts, DB, UCLA (169)
8. Jacque Robinson, RB, Washington (197)
9. Glenn Jones, CB, Norfolk St. (225)
10. Chris Babyar, G, Illinois (253)
11. James Seawright, LB, South Carolina (282)
- 12a. Choice to Washington
- 12b. Paul Woodside, K, W. Virginia (333)

1986

- 1a. Ronnie Harmon, RB, Iowa (16)

- 1b. Will Wolford, G, Vanderbilt (20)
3. Leonard Burton, C, South Carolina (77)
5. Carl Byrum, FB, Mississippi Valley St. (111)
- 7a. Bob Williams, TE, Penn St. (168)
- 7b. Mark Pike, DE, Georgia Tech (178)
- 7c. Butch Rolle, TE, Michigan St. (180)
8. Tony Furjanic, LB, Notre Dame (202)
9. Reggie Bynum, WR, Oregon St. (222)
10. Guy Teafatiller, NT, Illinois (251)
- 11a. Tony Garbarczyk, NT, Wake Forest (278)
- 11b. Billy Witt, DE, N. Alabama (282)
- 12a. Brian McClure, QB, Bowling Green (313)
- 12b. Derek Christian, LB, W. Virginia (331)

1987

1. Shane Conlan, LB, Penn St. (8)
2. Nate Odomes, CB, Wisconsin (29)
- 2b. Roland Mitchell, CB, Texas Tech (33)
- 3a. David Brandon, LB, Memphis St. (60)
- 3b. Jamie Mueller, RB, Benedictine (78)
- 4a. Traded to Tampa Bay
- 4b. Leon Seals, DE, Jackson St. (109)
5. Choice to Washington
6. Choice to Washington
7. Kerry Porter, RB, Washington St. (171)
- 8a. Traded to Indianapolis
- 8b. Bruce Mesner, NT, Maryland (210)
9. Keith McKeller, TE, Jacksonville St. (228)
- 10a. Choice to L.A. Raiders
- 10b. Choice to L.A. Raiders
11. Howard Ballard, OT, Alabama A&M (285)
12. Joe McGrail, NT, Delaware (312)

1988

1. Choice to Los Angeles Rams
2. Thurman Thomas, RB, Oklahoma St. (40)
3. Bernard Ford, WR, Central Florida (65)
4. Choice to San Diego
- 5a. Ezekial Gadsdon, S, Pittsburgh (123)
- 5b. Kirk Roach, K, Western California (135)
6. Dan Murray, LB, E. Stroudsburg (150)
- 7a. Tim Borcky, T, Memphis St. (177)
- 7b. Bo Wright, RB, Alabama (184)
- 8a. John Hagy, S, Texas (204)
- 8b. Jeff Wright, NT, Central Missouri St. (213)
9. Carlton Bailey, LB, North Carolina (235)
10. Martin Mayhew, CB, Florida St. (262)
11. Pete Curkendall, NT, Penn St. (289)
- 12a. John Driscoll, T, New Hampshire (309)
- 12b. Tom Erlandson, LB, Washington (316)

1989

1. Choice to Los Angeles Rams
2. Choice to Los Angeles Rams
3. Don Beebe, WR, Chadron St. (82)
4. John Kolesar, WR, Michigan (109)
5. Michael Andrews, CB, Alcorn St. (137)
6. Sean Doctor, TE/FB, Marshall (164)
- 7a. Brian Jordan, CB, Richmond (173)
- 7b. Chris Hale, CB, USC (193)
8. Choice to Kansas City
9. Pat Rabold, DT, Wyoming (249)
10. Carlo (Kenneth) Cheattom, CB/S, Auburn (276)
11. Richard Harvey, LB, Tulane (305)

12. Derrell Marshall, OT, USC (332)

1990

1. James Williams, CB, Fresno St. (16)
 2. Carwell Gardner, FB, Louisville (42)
 3. Glenn Parker, OL, Arizona (69)
 4. Eddie Fuller, RB, LSU (100)
 5. Choice to Kansas City
 6. John Nies, P/K, Arizona (154)
 - 7a. Brent Griffith, OL, Minnesota-Duluth (166)
 - 7b. Brent Collins, LB, Carson-Newman (170)
 - 7c. Fred DeRiggi, NT, Syracuse (181)
 - 8a. Marcus Patton, LB, UCLA (208)
 - 8b. *Exercised in the 1989 Supplemental Draft
 9. Clarkston Hines, WR, Duke (238)
 10. Mike Lodish, NT, UCLA (265)
 11. Al Edwards, WR, NW Louisiana (292)
 12. Choice to New England
- * Bills 8b selection exercised in the 1989 Supplemental Draft – Brett Young, DB, Oregon

1991

1. Henry Jones, DB, Illinois (26)
2. Phil Hansen, DE, North Dakota St. (54)
3. Darryl Wren, DB, Pittsburgh St. (82)
4. Choice to New England
5. Shawn Wilbourn, DB, Cal State-Long Beach (138)
6. Millard Hamilton, WR, Clark (166)
7. Amir Rasul, RB, Florida A & M (194)
8. Brad Lamb, WR, Anderson (222)
9. Mark Maddox, LB, Northern Michigan (249)
10. Tony DeLorenzo, OL, New Mexico St. (277)
11. Dean Kirkland, OL, Washington (305)
12. Steven Clark, TE, Texas (333)

1992

1. John Fina, OL, Arizona (27)
2. James Patton, DL, Texas (55)
3. Keith Goganious, LB Penn State (83)
4. Frank Kmet, DL, Purdue (111)
5. Matt Darby, S, UCLA (139)
6. Nate Turner, TE, Nebraska (167)
7. Kurt Schulz, S, Eastern Washington (195)
8. Leonard Humphries, CB, Penn State (223)
9. Chris Walsh, WR, Stanford (251)
10. Barry Rose, WR, Wisc.-Steven Point (279)
11. Vince Marrow, TE, Toledo (307)
12. Matt Rodgers, QB, Iowa (335)

1993

1. Thomas Smith, DB, North Carolina (28)
2. John Parrella, NT, Nebraska (55)
3. Choice to Atlanta (Barnett-FA)
4. Russell Copeland, WR, Memphis St. (111)
- 5a. Mike Devlin, OC, Iowa (from Phil. Seals tr.) (136)
- 5b. Sebastian Savage, DB,

ALL-TIME DRAFT (CONTINUED)

- 6. North Carolina St. (139)
- 7. Corbin Lacina, OL, Augustana (167)
- 7. Willie Harris, WR, Mississippi St. (195)
- 8. Chris Luneberg, OL, West Chester (223)

1994

- 1. Jeff Burris, DB, Notre Dame (27)
- 2a. ^Bucky Brooks, WR, North Carolina (48)
- 2b. Lonnie Johnson, TE, Florida St. (61)
- 2c. ^Sam Rogers, LB, Colorado (64)
- 3a. ^Marlo Perry, LB, Jackson St. (81)
- 3b. Corey Louchiey, OT, South Carolina (98)
- 4. Sean Crocker, DB, North Carolina (130)
- 5. A.J. Ofodile, TE, Missouri (158)
- 6a. Anthony Abrams, DT, Clark (188)
- 6b. ^Kevin Knox, WR, Florida St. (192)
- 7. Filmel Johnson, DB, Illinois (221)

^Compensatory Pick

1995

- 1. Ruben Brown, OL, Pittsburgh (14)
- 2. Todd Collins, QB, Michigan (45)
- 3a. Marlon Kermer, CB, Ohio St. (76)
- 3b. ^Damien Covington, LB, N. Carolina St. (96)
- 4a. Ken Irvin, CB, Memphis (109)
- 4b. ^Justin Armour, WR, Stanford (113)
- 4c. ^Tony Cline, TE, Stanford (132)
- 5. John Holecek, LB, Illinois (144)
- 6. Shannon Clavelle, DE, Colorado (185)
- 7a. Tom Nutten, C, W. Michigan (221)
- 7b. ^Darick Holmes, RB, Portland St. (224)

^Compensatory Pick

+Trade from Arizona for J.D. Williams

1996

- 1. Eric Moulds, WR, Mississippi St. (24)
- 2. Gabe Northern, LB, LSU (53)
- 3. Matt Stevens, CB, Appalachian St. (87)
- 4. Sean Moran, DE, Colorado St. (120)
- 5. Raymond Jackson, DB, Colorado St. (156)
- 6a. Leon Neal, RB, Washington (196)
- 6b. ^Dusty Zeigler, C/G, Notre Dame (202)
- 7a. Dan Brandenburg, DE, Indiana St. (237)
- 7b. ^Jay Riemersma, TE, Michigan (244)
- 7c. ^Eric Smedley, S/CB, Indiana (249)

^Compensatory Pick

1997

- 1. Antowain Smith, RB, Houston (23)
- 2. Marcellus Wiley, DE, Columbia (52)
- 3. Choice to Oakland (Hobert-trade)
- 4. Jamie Nails, OT, Florida A&M (120)
- 5. Sean Woodson, S, Jackson St. (153)
- 6. Marcus Spriggs, OT, Houston (185)
- 7. Pat Fitzgerald, TE, Texas (226)

1998

- 1. Choice to Jacksonville for QB Rob Johnson
- 2. Sam Cowart, LB, Florida State (39)
- 3. Robert Hicks, OT, Mississippi St. (68)
- 4. Choice to Jacksonville for QB Rob Johnson
- 5. Jonathan Linton, FB, North Carolina (131)
- 6. Fred Coleman, WR, Washington (160)
- 7a. Victor Allotey, OG, Indiana (198)
- 7b. ^Kamil Loud, WR, Cal Poly-SLO (238)

^Compensatory Pick

1999

- 1. Antoine Winfield, CB, Ohio State (23)
- 2. Peerless Price, WR, Tennessee (53)
- 3. Shawn Bryson, FB Tennessee (86)
- 4a. Keith Newman, LB, North Carolina (119)
- 4b. ^Bobby Collins, TE, North Alabama (122)
- 5. Jay Foreman, LB, Nebraska (156)
- 6. Armon Hatcher, S, Oregon St. (194)
- 7a. Sheldon Jackson, TE, Nebraska (230)
- 7b. ^Bryce Fisher, DT, Air Force (248)

+From Green Bay in Darick Holmes trade

^Compensatory Pick

2000

- 1. Erik Flowers, DE, Arizona State (26)
- 2. Travares Tillman, FS, Georgia Tech (58)
- 3. Corey Moore, LB, Virginia Tech (89)
- 4. Avion Black, WR, Tennessee State (121)
- 5. Sammy Morris, RB, Texas Tech (156)
- 6. Leif Larsen, DT, Texas El-Paso (194)
- 7a. Drew Haddad, WR, Buffalo (233)
- 7b. ^DaShon Polk, LB, Arizona (251)

2001

- 1. Nate Clements, CB, Ohio State (21)
- 2a. Aaron Schobel, DE, TCU (46)
- 2b. Travis Henry, RB, Tennessee (58)
- 3a. Ron Edwards, DT, Texas A&M (76)
- 3b. ^Jonas Jennings, OT, Georgia (95)
- 4. Brandon Spoon, LB, North Carolina (110)
- 5. Marques Sullivan, OT, Illinois (144)
- 6a. Tony Driver, S, Notre Dame (178)
- 6b. ^Dan O'Leary, TE, Notre Dame (195)
- 6c. ^Jimmy Williams, CB, Vanderbilt (196)
- 7a. Reggie Germany, WR, Ohio State (214)
- 7b. ^Tyronne Robertson, DT, Hinds JC (238)

^Compensatory pick

2002

- 1. Mike Williams, T, Texas (4)
- 2a. Josh Reed, WR, LSU (36)
- 2b. Ryan Denney, DE, BYU (61)
- 3. ^Coy Wire, S, Stanford (97)
- 5. Justin Bannan, DT, Colorado (139)
- 6. Kevin Thomas, CB UNLV (176)
- 7a. Mike Pucillo, G/C, Auburn (215)
- 7b. ^Rodney Wright, WR, Fresno State (250)
- 7c. ^Jarrett Ferguson, FB, Virginia Tech (252)
- 7d. ^Dominique Stevenson, LB, Tennessee (260)

^Compensatory pick

2003

- 1. +Willis McGahee, RB, Miami (23)
 - 2. Chris Kelsay, DE, Nebraska (48)
 - 3. Angelo Crowell, LB, Virginia (94)
 - 4a. Terrence McGee, CB, Northwestern State (111)
 - 4b. Sam Aiken, WR, North Carolina (127)
 - 5. Ben Sobieski, G, Iowa (151)
 - 6. Lauvale Sape, DT, Utah (187)
 - 7. Mario Haggan, LB, Mississippi State (262)
- +From Atlanta in Peerless Price trade. Bills sent own first-round pick to New England in

Drew Bledsoe trade

2004

- 1a. Lee Evans, WR, Wisconsin (13)
- 1b. +JP Losman, QB, Tulane (22)
- 3. Tim Anderson, DT, Ohio State (74)
- 4. Tim Euhus, TE, Oregon State (109)
- 7a. ++Dylan McFarland, OT, Montana (207)
- 7b. Jonathan "Freddie" Smith, WR, Georgia Tech (214)

+From Dallas

++From Detroit in Olandis Gary trade

2005

- 1. traded to Dallas for 22nd pick of 2004 draft (JP Losman)
- 2. Roscoe Parrish, WR, Miami (55)
- 3. Kevin Everett, TE, Miami (86)
- 4. Duke Preston, C, Illinois (122)
- 5. Eric King, CB, Wake Forest (156)
- 6. Justin Geisinger, OL, Vanderbilt (197)
- 7. Lionel Gates, RB, Louisville (236)

2006

- 1a. Donte Whitner, S, Ohio State (8)
- 1b. +John McCargo, DT, NC State (26)
- 3. Ashton Youboty, CB Ohio State (70)
- 4. Ko Simpson, S, South Carolina (105)
- 5a. ++Kyle Williams, DT, LSU (134)
- 5b. Brad Butler, OT, Virginia (143)
- 6. Keith Ellison, LB, Oregon St. (178)
- 7a. Terrence Pennington, OT, New Mexico (216)
- 7b. Aaron Merz, OL, California (248)

+From Chicago

++From Houston in Eric Moulds trade

2007

- 1. Marshawn Lynch, RB, California (12)
 - 2. +Paul Posluszny, LB, Penn State (34)
 - 3. ++Trent Edwards, QB, Stanford (92)
 - 4. Dwayne Wright, RB, Fresno State (111)
 - 6. John Wendling, S, Wyoming (184)
 - 7a. Derek Schouman, TE, Boise State (222)
 - 7b. +++C.J. Ah You, DE, Oklahoma (239)
- +From Detroit, ++From Baltimore
+++From Baltimore

2008

- 1. Leodis McKelvin, CB, Troy (11)
 - 2. James Hardy, WR, Indiana (41)
 - 3. Chris Ellis, DE, Virginia Tech (72)
 - 4. Reggie Corner, CB, Akron (114)
 - 4. ^Derek Fine, TE, Kansas (132)
 - 5. Alvin Bowen, LB, Iowa State (147)
 - 6. Xavier Omon, RB, N.W. Missouri (179a)
 - 7a. Demetrius Bell, T, Northwestern St. (219)
 - 7b. +Steve Johnson, WR, Kentucky (224)
 - 7c. ^Kennard Cox, CB, Pittsburgh (251)
- ^Compensatory selections
+From Philadelphia

2009

- 1a. Aaron Maybin, DE, Penn State (11)
- 1b. +Eric Wood, C, Louisville (28)
- 2a. Jarius Byrd, DB, Oregon (42)

ALL-TIME DRAFT (CONTINUED)

- 2b. ++Andy Levitre, G, Oregon State (51)
 4. ++Shawn Nelson, TE, Southern Mississippi (121)
 5. Nic Harris, LB, Oklahoma (147)
 6. Cary Harris, DB, Southern California (183)
 7. Ellis Lankster, DB, West Virginia (220)
 + From Philadelphia in Jason Peters Trade
 ++ From Dallas
 +++From Philadelphia in Jason Peters Trade

2010

1. C.J. Spiller, RB, Clemson (9)
2. Torell Troup, DT, Central Florida (41)
3. Alex Carrington, DE, Arkansas St. (72)
4. Marcus Easley, WR, Connecticut (107)
5. Ed Wang, OT, Virginia Tech (140)
- 6a. Arthur Moats, LB, James Madison (178)
- 6b. +Danny Batten, LB, South Dakota St. (192)
- 7a. ++Levi Brown, QB, Troy (209)
- 7b. Kyle Calloway, OL, Iowa (216)
 + From Philadelphia
 ++ From Detroit

2011

1. Marcell Dareus, DT, Alabama (3)
2. Aaron Williams, CB, Texas (34)
3. Kelvin Sheppard, LB, Louisiana St. (68)
- 4a. Da'Norris Searcy, DB, North Carolina (100)
- 4b. +Chris Hairston, OL, Clemson (122)

5. Johnny White, RB, North Carolina (133)
6. Chris White, LB, Mississippi St. (169)
- 7a. Justin Rogers, DB, Richmond (206)
- 7b. Michael Jasper, DT, Bethel, Tenn. (245)
 + From Seattle

2012

1. Stephon Gilmore, DB, South Carolina (10)
2. Cordy Glenn, OT, Georgia (41)
3. +T.J. Graham, WR, N.C. State (69)
- 4a. Nigel Bradham, LB, Florida State (105)
- 4b. ++Ron Brooks, DB, Louisiana St. (124)
- 5a. Zebrie Sanderris, OT, Florida State (144)
- 5b. +++Tank Carder, LB, Texas Christian (147)
6. Mark Asper, OL, Oregon (178)
- 7b. ^John Potter, K, Western Michigan (251)
 + From Washington, ++ from Baltimore,
 +++ From Seattle, ^Compensatory pick

2013

1. +EJ Manuel, QB, Florida State (16)
2. Robert Woods, WR, USC (41)
- 2a. +Kiko Alonso, LB, Oregon (46)
3. Marquise Goodwin, WR, Texas (78)
4. Duke Williams, S, Nevada (106)
5. Jonathan Meeks, S, Clemson (143)
6. Dustin Hopkins, K, Florida State (177)
7. +Chris Gragg, TE, Arkansas (222)
 + From St. Louis

2014

1. +Sammy Watkins, Clemson (4)
2. ++Cyrus Kouandjio, OT, Alabama (44)
3. Preston Brown, LB, Louisville (73)
4. Ross Cockrell, CB, Duke (109)
5. ++Cyril Richardson, OG, Baylor (153)
7. Randell Johnson, OLB, Florida Atlantic (221)
7. +++Seantrel Henderson, OT, Miami (237)
 + From Cleveland, ++From St. Louis,
 +++From Philadelphia

2015

2. Ronald Darby, CB, Florida State (50)
3. John Miller, G, Louisville (81)
5. Karlos Williams, RB, Florida State (155)
6. Tony Stewart, LB, Clemson (188)+
6. Nick O'Leary, TE, Florida State (194)
7. Dez Lewis, WR, Central Arkansas (234)
 + From Minnesota

2016

1. Shaq Lawson, DE, Clemson (19)
2. Reggie Ragland, LB, Alabama (41)
3. Adolphus Washington, DT, Ohio State (80)
4. Cardale Jones, QB, Ohio State (139)
5. Jonathan Williams, RB, Arkansas (156)
- 6a. Kolby Listenebee, WR, TCU (192)
- 6b. Kevon Seymour, CB, USC (218)

BUFFALO BILLS ONLINE NEWSROOM

Log on to www.buffalobills.com/media throughout the season to access daily updated team information including:

- Interactive Media Guide
- Daily media schedule
- Player Clips
- Game releases, flip cards, game books, postgame notes and game reviews
- Transcripts
- Archived team information
- Herd of Stats
- Press Releases

Along with 2016 Buffalo Bills team and player information, check for archived gamebooks and weekly releases throughout the 50+ years of Buffalo Bills football.



BILLS BY THE NUMBERS

- 1 Benny Ricardo, Efrén Herrera, Mike Hollis
 2 Steve Christie, Dan Carpenter
 3 Pete Gogolak, Benny Russell, John Leypoldt, Todd Schlopy, Dave Rayner, John Potter, EJ Manuel
 4 Rusty Jackson, John Kidd, Brian Brohm, Tyler Thigpen, Jordan Gay
 5 Booth Lusteg, George Jakowenko, Carson Long, Nick Mike-Mayer, Fred Steinfeldt, Vince Ferragamo, Rick Partridge, Kerry Brady, Brad Daluiso, Cole Ford, Travis Brown, Trent Edwards, Tyrod Taylor
 6 Dave Chapple, Tom Dempsey, John Nies, Shane Matthews, Shawn Powell, Colton Schmidt
 7 Mike Mercer, Benny Russell, Grant Guthrie, Mike Clark, Marv Bateman, Greg Cater, Bruce Mathison, Gale Gilbert, Doug Flutie, JP Losman, Jeff Tuel
 8 Neil O'Donoghue, Stan Gelbaugh, Billy Joe Hobert, Brian Moorman, Jeff Tuel, Billy Cundiff
 9 Bill Munson, David Martin, Chris Mohr, Jake Ariens, Rian Lindell, Thad Lewis
 10 Dan Darragh, Spike Jones, Leo Hart, Davis Mays, David Humm, Matt Kofler, Mark Miller, Rick Tuten, Alex Van Pelt, Kelly Holcomb, Gibran Hamdan, Levi Brown, Brandon Coutu, Robert Woods
 11 Ritchie Lucas, Spike Jones, Fred Besana, Dan Manucci, Joe Dufek, Scott Norwood, Rob Johnson, Drew Bledsoe, Roscoe Parrish, T.J. Graham, Marcus Thigpen, Greg Salas
 12 Al Dorow, Manchester Wheeler, Daryle Lamonica James Harris, Joe Ferguson, Jim Kelly
 13 Sam Wyche, Chuck Nelson, Brian McClure, Steve Johnson, Dezmin Lewis
 14 Tom O'Connell, M.C. Reynolds, Tom Sherman, Sam Wyche, Ken Johnson, Frank Reich, Ryan Fitzpatrick, Sammy Watkins
 15 Jack Kemp, Todd Collins, George Wilson, Chris Hogan
 16 Tom Flores, Dennis Shaw, Scott Hunter, Stan Gelbaugh, Russell Copeland, Craig Nall, Brad Smith, Matt Cassel
 17 Bob Brodhead, Warren Rabb, Mike Taliferro, Gary Marangi, Matt Robinson, Willie Totten, Shayne Graham, Justin Jenkins, Paul Hubbard, Denarius Moore
 18 John Green, Kay Stephenson, Tom Sherman, Joe Danelo, Andre' Davis, Naaman Roosevelt, Kyle Orton, Percy Harvin
 19 Duke Ferguson, Joe Dufek, Scott Mayle, Donald Jones, Mike Williams, Walt Powell
 20 Bill Atkins, Tommy Minter, Hank Rivera, Rob Smith, Keith Lincoln, Robert James, Joe Cribbs, John Armstrong, Sherman Crocroft, Mickey Sutton, Richard Carey, Henry Jones, Travis Henry, Shaud Williams, Donte Whitner, Johnny White, Tashard Choice, Corey Graham
 21 Jerome Lawson Bobby Burnett, Tom Flores, Jackie Allen, John Saunders, Larry Carwell, Gary Hayman, Van Green, Marvin Switzer, Doug Greene, Arthur Whittington, Michael Kennedy, Donald Wilson, Gerald Bass, Wayne Davis, Brian Taylor, Nate Turner, Manny Martin, Chris Watson, Willis McGahee, Jason Webster, John Wendling, CJ Spiller, Leodis McKelvin
 22 Jim Wagstaff, Wayne Crow, Charley Warner, Max Anderson, Bill Cahill, Steve Freeman, Errol Tucker, John Hagy, Jeff Burris, Daryl Porter, Nate Clements, Fred Jackson
 23 Willmer Fowler, Bill Shockley, Carl Taseff, Gene Sykes, Bobby Ply, Charley Brown, Ken Stone, Steve Schnarr, Cliff Brooks, Steve Powell, Van Williams, James Perryman, Kevin Williams, Kerry Parker, Kenneth Davis,
 Matt Stevens, Antowain Smith, Pierson Prioleau, Troy Vincent, Marshawn Lynch, Aaron Williams
 24 Billy Kinard, Booker Edgerson, Bob Gladieux Ernie Kellerman, Ken Stone, Ed Jenkins, Al Randolph, Doug Jones, Lemar Parrish, Gary Thompson, James Perryman, Johnny Shepherd, Kurt Schulz, Ray Hill, Billy Jenkins, Terrence McGee, Stephon Gilmore
 25 Bill Majors, Vernon Valdez, Fred Brown, John Yaccino, Jim Crotty, Jesse Murdock, Oliver Dobbins, Haven Moses, Rod Hill, Ronald Hooks, David Martin, Bill Callahan, Roland Mitchell, Mickey Washington, Donovan Greer, Tony Driver, Lionel Gaster, Kiwaukee Thomas, Xavier Omon, Ellis Lankster, Quinton Ganther Da'Norris Searcy, LeSean McCoy
 26 Fred Ford, Dewey Bohling, Carey Henely, George Saines, Clyde Glossen, Linzy Cole, Donnie Walker, Ed Jones, Tim Anderson, Charles Rumes, Ricky Porter, Leonard Williams, Antoine Winfield, Ashton Youboty, Justin Rogers, Boobie Dixon
 27 Harold Lewis, Glenn Bass, Joe Cannavino, Willie Jones, Tom Janik, Tom Pharr, Ahmad Rashad, Chris Williams, Craig White, Ron Pitts, John Lewis, David Pool, Clifford Hicks, Ken Irvin, Coy Wire, Reggie Corner, Stephon Gilmore, Duke Williams
 28 Richard Trapp, Roy Reeves, Ike Hill, Dwight Harrison, Roland Solomon, Rufus Bess, Judson Flint, Greg Bell, Larry Kinnebrew, Chris Oldham, Thomas Smith, Travares Tillman, Kevin Thomas, Anthony Thomas, Leodis McKelvin, C.J. Spiller, Ronald Darby
 29 Don Calhoun, Mario Clark, Joey Smith, John Mistler, Derrick Burrough, David Pool, James Williams, Jason Bratton, Keion Carpenter, Jason Bostic, Eric King, John Wendling, Drayton Florence, Johnny White, Crezdon Butler, Brandon Burton, Ross Cockrell, Karlos Williams
 30 Wray Carlton, Wayne Patrick, Bo Cornell, Marco Tongue, Lawrence McCutcheon, Brian Carpenter, Anthony Hutchison, Kerry Porter, Warren Loving, Don Smith, Yonel Jourdain, Marcus Floyd, Ken Simonton, Dante Brown, Ko Simpson, Jehuu Caulcrick, Tashard Choice, Mana Silva, Johnny Adams, Baccarri Rambo Preston Riddlehuber, James Williams, Ray Jackson, Lennox Gordon, Lance Brown, Charlie Rogers, Sammy Morris, Daimon Shelton, Dwayne Wright, Jairus Byrd, Kenny Ladler
 32 Don Stone, Jack Spikes, Gary McDermott, O.J. Simpson
 33 Ted Wegert, Art Baker, Hezekiah Braxton, Billy Joe, Bill Bailey, Ben Gregory, Andy Reid, O.J. Simpson, Lloyd Pate, Randy Jackson, Vic Washington, Ted McKnight, Mike Pruitt, Eddie Fuller, Ronnie Harmon, Tim Tindale, Sam Gash, Sammy Morris, Jabari Greer, Jon Corto, Ron Brooks
 34 Cookie Gilchrist, Don Stone, Allen Smith, Gene Donaldson, Bubba Thornton, Jim Braxton, Booker Moore, Gary Wilkins, Thurman Thomas Carl Smith, Doug Goodwin, Charley Bivins, Darnell Powell, Mike Collier, Allan Clark, Carl Byrum, John Lewis, Carwell Gardner, Jonathan Linton, Joe Burns, Dustin Fox, Todd Johnson, Jim Leonhard, Bryce Brown, Mike Gillislee
 35 Bob Cappeladonna, Preston Riddlehuber, Greg Jones, Pete Van Valkenburg, Jeff Kinney, Mike Frankowiak, Rodney Bellinger, Steve Clark, Jerome Henderson, Lawyer Milloy, Shaud Williams, Delano Howell, Jonathan Meeks
 37 Ted Koy, Clayton Heath, Ike Thomas, Nate

- Odomes, Sean Woodson, Larry Centers, Dainon Sidney, Jabari Greer, George Wilson, Nickell Robey
- 38 Larry Watkins, Eddie Ray, Reuben Gibson, Stan Winfrey, Jeff Nixon, Gary Thompson, Mark Kelson, Mike Dumas, Ray Hill, Shawn Bryson, Jerametrius Butler, Corey McIntyre, Frank Summers, Boom Herron
- 39 Wayne Mosley, Dennis Johnson, Larry Friday, Jamie Mueller, Filmel Johnson, Clarence "Pooch Bear" Williams, Raion Hill, Mario Butler
- 40 Ed Rutkowski, Roland Moss, J.D. Hill, Terry Miller, Robb Riddick, Chip Nuzzo, Eric Smedley, Shaud Williams
- 41 Darrell Harper, Dewey Bohling, Bill Enyart, Alvin Wyatt, Clint Haslerig, Royce McKinney, Eddie McMillian, Phil Villapiano, Speedy Neal, Mike Pruitt, Jamie Mueller, Greg Evans, Phil Crosby, Matt Bowen, Cierre Wood
- 42 Jack Johnson, Don McDonald, George "Butch" Byrd, Maurice Tyler, Neal Craig, Frank Oliver, Eddie Ray, Rod Kush, Ricky Moore, Durwood Roquemore, Chris Green, Jim Leonhard, Andre Anderson, Dorin Dickerson, Ronnie Wingo, Jerome Felton
- 43 Joe Kulbacki, Carl Charon, Joe Auer, Charley King, Monte Ledbetter, Tony Greene, Dave Kilson, Martin Bayless, Chip Nuzzo, Marc Brown, Bo Wright, Kim Phillips, Matt Darby, Izell Reese, Bryan Scott
- 44 Elbert Dubenion, Darick Holmes, Jon Goldsberry, Xavier Omon, Brandon Smith, Sammy Seamster
- 45 Richie McCabe, Roger Kochman, Hagood Clarke, Hilton Crawford, Glenn Alexander, Rex Kern, Charley Ford, Bill Simpson, Len Walterscheid, Anthony Steels, Dwight Drane, Carey Bender, Sammy Morris
- 46 Fred Brown, Ray Abruzzese, Bo Roberson, Tony King, Charley Mitchell, Bruce Alford, Tim Beamer, Steve Jones, Dan Abramowicz, Keith Moody, Roland Solomon, Julius Dawkins, Joseph Chetti, Leonard Smith, Marlon Kerner
- 47 Willie West, Willie Ross, Charley King, Pete Richardson, Leon Garror, Clint Haslerig, Roscoe Word, Curtis Brown, Bill Hurley, Lucious Smith, Mike Panepinto, Kirby Jackson, Ahmad Brooks, Cary Harris
- 48 John Pitts, Pete Mills, Roosevelt Leaks, Lawrence Johnson, Brady McDonnell, Brad Cieslak, Robert Eddins, Evan Rodriguez, MarQuies Gray
- 49 Floyd Hudlow, Booth Lusteg, Larry Walton, Dave Young, Tony Hunter, Ulysses Norris, Bruce King, John Hagy, Nate Turner, Jay Riemersma, Tim Massaquoi
- 50 Al Bemiller, Dick Palmer, Jim Cheyumski, Mark Johnson, Greg Collins, Mike Humiston, Trey Junkin, Joe Azelby, Larry Kubin, Eric Wilson, Bob LeBlanc, Ray Bentley, Keith Goganious, David White, Dominique Stevenson, Liam Ezekiel, Josh Stamer, Akin Ayodele, Nick Barnett, Kiko Alonso, Tony Steward
- 51 John Tracey, Dave Behrman, Jack Frantz, J.C. Collins, Bruce Jarvis, Dan Jilek, Jim Ritcher, David White, Joe Cummings, DaShon Polk, Takeo Spikes, Paul Posluszny, Chris White, Brandon Spikes, Kevin Reddick
- 52 Dan McGrew, Bill Laskey, Edgar Chandler, Merv Krakau, Doug Becker, Chris Keating, Guy Frazier, John Kaiser, Scott Schankweiler, David Bavaro, Richard Harvey, John Holecck, DaShon Polk, Wendell Hunter, John DiGiorgio, Chris Draft, Arthur Moats, Preston Brown
- 53 Dennis Remmert, Walt Cudzik, Wayne Frazier, Dave Ogas, Wayne Fowler, John Matlock, Mike Montler, Connie Zelencik, Will Grant, Tony Furjanic, Scott

- Walters, Tom Erlandson, Marvcus Patton, Keith Newman, Mario Haggan, Marcus Buggs, Reggie Torbor, Nigel Bradham
- 54 Jack Laraway, Sam Palumbo, Frank Jackunas, Joe Hergert, Harry Jacobs, Tom Loderback, Howard Kindig, Tom Beard, Phil Croyle, Rick Kingrea, Tom Ruud, Randy McLanahan, Tom Higgins, Carlton Bailey, Chris Spielman, Corey Moore, Greg Favors, Jon Dorenbos, Mike Schneck, Blake Costanzo, Andra Davis, Kyle Moore, Marcus Dowtin, Larry Dean
- 55 Bernie Buzynski, Marv Matuszak, Paul Maguire, Bill McKinley, John Skourpan, Tom Graham, Jim Haslett, Mark Shupe, Cornelius Bennett, Mark Maddox, Wayne Simmons, Jay Foreman, Eddie Robinson, Angelo Crowell, Kawika Mitchell, Kelvin Sheppard, Jerry Hughes
- 56 Archie Matsos, Harry Jacobs, Marty Schottenheimer, Al Andrews, Ken Lee, Rick Lewis, Willie Parker, Bob Nelson, Tom Ehlers, Darryl Talley, Sam Cowart, Anthony Denman, Keith Ellison, Shawne Merriman, Keith Rivers
- 57 Ralph Felton, Marty Schottenheimer, Bob Schmidt, Frank Marchlewski, Dale Farley, Fred Forsberg, John McCrumby, Lucious Sanford, Mike Jones, Craig Walls, Mark Pike, Matt Monger, Damien Covington, Kenyatta Wright, Josh Stamer, Jon Corto, Danny Batten, Ty Powell
- 58 Mike Stratton, Randy McClanahan, Mario Celotto, Isiah Robertson, Mark Merrill, Steve Potter, Anthony Dickerson, George Cumby, Chris Villarrial, Shane Conlan, Marlo Perry, Brandon Spoon, Aaron Maybin, Kirk Morrison, Randell Johnson
- 59 Bob Lettner, Paul Guidry, Doug Allen, Shane Nelson, Joey Lumpkin, Stan David, Steve Maidlow, Don Graham, Mitch Frerotte, Sam Rogers, London Fletcher, Leon Joe, Kawika Mitchell, Ashlee Palmer, Antonio Coleman, Greg Lloyd, Doug Legursky, A.J. Tarpley
- 60 Phil Blazer, John Dittrich, Wayne Wolff, Dave Behrman, Jim LeMoine, Tom Day, Angelo Loukas, Steve Okoniewski, Bill Adams, Joey Lumpkin, Al Wenglikowski, Scott Watters, Tom Myslinski, Jerry Ostroski, Bernard Robertson, Brad Butler, Kraig Urbik
- 61 Bob Kalsu, Julian Nunamaker, Jim Reilly, Willie Parker, Tom Lynch, Leonard Burton, Dusty Zeigler, Mike Pucillo, Jason Thomas, Christian Gaddis, Marvin Phillip, Mansfield Wrotto, David Snow, Gabe Ikard
- 62 Ed Meyer, Dick Cunningham, Levert Carr, Dick Hart, Jeff Yeates, Earvin Parker, Kevin Lamar, Mark Traynowicz, Mike Devlin, Aaron Merz, Richie Incognito, Mark Asper
- 63 George Flint, Dick Cunningham, Bob Kruse, Justin Cross, Rick Schulte, Adam Lingner, Bill Conaty, Mark Word, Geoff Hangartner
- 64 Stew Barber, Tom Day, Dave Costa, Harry Jacobs, Cuck Leo, Mike McCaffrey, Chuck Hurston, Andy Selfridge, Joe Silipo, Brent Griffith, Mike Brennan, Tom Nutten, Michael Early, Ben Sobieski, J.J. 'Unga, Richie Incognito
- 65 Remi Prudhomme, Waddey Harvey, Mike Wilson, Irv Goode, Nick Nighswander, Pat Toomay, Bob Patton, Ed Fulton, Tim Vogler, John Davis, Jon Carman, Ross Tucker, Jason Whittle, Garrison Sanborn
- 66 Billy Shaw, Jerry Crafts, Victor Allotey, Lauvale Sape, Bennie Anderson, Derrick Dockery, Thomas Welch, Seantrel Henderson
- 67 Joe Schaffer, Joe O'Donnell, Reggie McKenzie, Darryl Caldwell, Kent Hull, Craig Heimburger, Melvin Fowler, Andy Levitre
- 68 Remi Prudhomme, Willie Young, Joe DeLamielleure, Jerry Boyarsky, Mark Catano, Tony Brown, Corbin

- 69 Lacina, Mo Unutoa, Mile Williams, LaWaylon Brown, Langston Walker, Seth McKinney, Cordaro Howard, Keith Williams, Cyril Richardson
- 70 Jerome Gantt, Robert Penchion, Ken Jones, Conrad Doblér, Greg Christy, Will Wolford, Marcus Spriggs, Mike Houghton, Mike Gandy, Jamon Meredith, Jay Ross, Jerel Worthy
- 71 Ed Muehlaupt, Tom Sestak, Bob Kampa, Joe Devlin, John Fina, Trey Teague, Tutan Reyes, Eric Wood Mack Yoho, Wayne Desutter, Bob Taterek, Mike Kadish, Dale Hellestrae, Sean Dowling, Ed Phillion, Cory Hulsey, Jason Peters, Kendall Simmons, Ed Wang, Sam Young, Cyrus Kouandjio
- 72 Gerry DeLuca, Roland McDole, Bob Hews, Don Croft, Ken Jones, John Little, Art Still, Corey Louchiey, Joe Panos, Kris Farris, Chidi Ahanotu, Lawrence Smith, Ryan Neill, Kellen Heard, Ryan Groy
- 73 Chuck McMurtry, George Flint, Dave Costa, Howard Kindig, Richard Cheek, Jeff Curchin, Earl Edwards, Ken Jones, Mekeli Ieremia, Jon Borchart, Will Wolford, Mike Lodish, Karl Wilson, Marcus Price, Justin Geisnger, Kirk Chambers
- 74 Harold Olson, Gerry DeLuca, Ray Rissmiller, Chuck Deveigher, Levert Carr, Donnie Green, Dee Hardison, Tom Keating, Don Smith, Richard Tharpe, Bruce Mesner, Glenn Parker, Jamie Nails, Marques Sullivan, Corey Mace, Nick Hennessey, Cornell Green
- 75 Colin Brown, Chris Williams
- 76 Bob Sedlock, Ken Rice, Nate Borden, Tony Discenzo, Don Healy, Tom Saidlock, Dudley Meredith, Mike Richey, Art Laster, Cal Snowden, Frank Cornish, Jeff Loydys, Jeff Winans, Dennis Johnson, Bill Acker, Mike Hamby, Erik Rosenmeier, Howard Ballard, Ed Phillion, Marcellus Wiley, Jonas Jennings, Duke Preston, Corey Mace, Chris Hairston, IK Enemkपाली
- 77 John Scott, Sid Youngelman, Henry Schmidt, Gary Bugenhagen, Mike McBeth, Halvor Hagen, Bill Dunstan, Craig Hertwig, Fred Smerlas, Steve Hoyem, Ethan Albright, Greg Jerman, Tutan Reyes, Andre Ramsey, Chad Rinehart, John Miller
- 78 Don Chelf, Stew Barber, Jerry Patton, Dave Means, Ben Williams, Michael Estep, Tony Brown, Reggie Rogers, Oliver Barnett, Jim Jeffcoat, Robert Hicks, Kendrick Office, Tim Anderson, Demetrius Bell, Cordy Glenn
- 79 Gene Grabowsky, Tom Day, Jim Dunaway, Dave Foley, Scott Hutchinson, Justin Cross, Bruce Smith
- 80 Jim Sorey, Dick Hudson, Paul Costa, Steve Okoniewski, Marty Smith, Greg Morton, Elbert Drungo, Dean Prater, Marc Brown, John Davis, Joe Staysniak, Ruben Brown, Dylan McFarland, Terrance Pennington, Jonathan Scott, Erik Pears, Jordan Mills
- 81 Charley Ferguson, Monte Crockett, Jan White, Dan Fulton, Ray Jarvis, John Holland, Jerry Butler, Jim McFarland, Flip Johnson, James Lofton, Bill Brooks, Eric Moulds, Derek Schouman, David Martin, Derek Hagan, Deonte Thompson, Leonard Hankerson Tom Rychlec, Bill Miller, Bill Groman, Rich Zecher, Bob Chandler, Ron Jessie, Perry Tuttle, Mitchell Brookins, Walter Broughton, Brad Lamb, Bucky Brooks, Justin Armour, Jerry Reese, Peerless Price, Bobby Shaw, Rod Trafford, James Hardy, Terrell Owens, Marcus Easley
- 82 Mack Yoho, Paul Costa, Al Cowlings, Brian McConnell, John Kimbrough, Frank Lewis, Eric Richardson, Sheldon Gaines, Don Beebe, Damon Thomas, Chris Brantley, Mitchell Galloway, Kevin Williams, Kwame Cavil, Josh Reed, Ruvell Martin, Tony Moeaki, Matthew Mulligan
- 83 Harrison (Hatch) Rosdahl, Bobby Crockett, Clyde Glossen, Bob Christiansen, Sherman White, Preston Dennard, Andre Reed, Dave Moore, Lee Evans, Mike
- 84 Robert Barrett, Don Chamberlain, Ernie Warlick, Art Powell, Austin Denny, Dan Fulton, Mike Frankowiak, Duke Ferguson, Perry Richards, Buster Barnett, Veno Belk, Don Kern, Keith McKellar, Lonnie Johnson, Bobby Collins, Reggie Germany, Mark Campbell, Robert Royal, James Hardy, Scott Chandler, Nick O'Leary
- 85 Charles Rutkowski, Glenn Bass, John Tracey, Bob Petrich, Willie Gate, Ted Koy, Walt Patulski, Tody Smith, Fred Coleman, Phil Dokes, Ron Howard, Artie Owens, Byron Franklin, Al Edwards, Chris Burkett, Russell Copeland, Jay Riemersma, Clarence Coleman, Jason Peters, Kevin Everett, Lee Smith, Charles Clay
- 86 Leroy Moore, Marlin Briscoe, Dave Washington, Mike Holmes, Emmett Edwards, Mel Baker, Reggie Craig, Leonard Willis, Mark Brammer, Jimmy Teal, Trumaine Johnson, Sheldon Gaines, Marc Brown, James Lofton, Vernon Turner, Mike Alexander, Robert Awalt, Damon Thomas, Tony Cline, Jeremy McDaniel, Antonio Brown, Drew Haddad, Brad Cieslak, Michael Gaines, Derek Fine, David Nelson
- 87 Laverne Torczon, Billy Masters, Louis Ross, Paul Seymour, Mike Levenseller, Joe Shipp, Steve Alvers, Robert Holt, Dave Young, Tony Hunter, Eason Ramson, Butch Rolle, Mark Walczak, Chris Walsh, Vince Marrow, Robert Coons, Duane Young, Dan O'Leary, Andre Rone, Tim Euhus, Matt Murphy, Joe Klopfrenstein, Kevin Brock
- 88 Alan Hoisington, Dick Brubaker, Glenn Bass, Tom Day, Julian Nunamaker, Steve Okoniewski, Halvor Hagen, Reuben Gant, Mike Mosley, Reggie Bynum, Pete Metzelaars, Tony Cline, Quinn Early, Sheldon Jackson, Corey Geason, Ryan Neufeld, Jonathan Stupar, Kamar Aiken, Marquise Goodwin
- 89 Tom Day, Wes Grant, Wallace Francis, Bob Gaddis, Lou Piccone, Julius Dawkins, Ulysses Norris, Walter Broughton, Steve Tasker, Kamil Loud, Avion Black, Charles Johnson, Sam Aiken, Shawn Nelson, Chris Gragg
- 90 Scott Hutchinson, Steve Maidlow, Arnold Campbell, Tim Cofield, Phil Hansen, Ryan Denney, Chris Kelsay, Alan Branch, T.J. Barnes Ken Johnson, Jack Bravayak, Joe McGrail, Jeff Wright, Shawn Price, Keith McKenzie, Constantin Ritzman, Eric Powell, Spencer Johnson, Manny Lawson
- 91 Will Cokeley, Gary Baldinger, John Parella, Ted Washington, Tyrone Robertson, Ryan Denney, Alex Carrington, Jarius Wynn
- 92 Scott Virkus, Scott Hernandez, Odell Haggins, Keith Willis, Sam Rogers, Pat Williams, Lauvale Sape, Anthony Hargrove, Chris Ellis, Mark Anderson, Jamaal Westerman, Randell Johnson
- 93 Richard Tharpe, Billy Witt, Mark Pike, Aaron Schobel, Kyle Moore, Mario Williams, Jerel Worthy
- 94 Sean McManie, Keith Goganioy, Bryce Paup, Bryce Fisher, Sam Adams, Kyle Williams
- 95 Craig Walls, Leon Seals, Monte Brown, Dan Brandenburg, Erik Flowers, Grant Irons, Jeff Posey, Roy Manning, Copeland Bryan, Torell Troup, Stefan Charles
- 96 Darrell Irvin, Scott Radecic, Cornelius Bennett, Leif Larsen, Justin Bannan, John McCargo, Lionel Dotson, Corbin Bryant
- 97 Ira Albright, Elston Ridgle, Jeff Hunter, Sean Moran, Kenyatta Wright, Ron Edwards, Larry Triplett, Dwan Edwards
- 98 Mark Roopenian, Hal Garner, James Patton, Gabe Northern, Fred Jones, Ulta Tuitele, Jason Jefferson, Marcus Stroud, Marcell Dareus

300 YARD PASSING PERFORMANCES

REGULAR SEASON ONLY

										BILLS'
YARDS	ATT	COMP	TD	INT	PLAYER	OPP.	DATE	H/A	SCORE	RECORD
334	49	18	2	1	John Green	v HOU	10/30/60	H	W, 25-24	1-0
					None in 1961 or 1962					
300	24	12	2	2	Jack Kemp	@ KCY	10/13/63	A	W, 35-26	2-0
317	36	18	1	1	Jack Kemp (2)	v BOS	10/26/63	H	W, 28-21	3-0
378	26	14	3	3	Jack Kemp (3)	@ HOU	10/11/64	A	W, 48-17	4-0
					None in 1965 through 1969					
317	21	12	2	2	Dennis Shaw	v NYJ	10/4/70	H	W, 33-31	5-0
358	32	24	2	2	Dennis Shaw (2)	v MIA	10/18/70	H	L, 14-33	5-1
353	30	18	4	3	Dennis Shaw (3)	v DAL	9/19/71	H	L, 37-49	5-2
					None in 1972 through 1976					
331	40	25	1	3	Joe Ferguson	@ MIA	12/17/77	A	L, 14-31	5-3
					None in 1978					
367	30	19	5	0	Joe Ferguson (2)	v NYJ	9/23/79	H	W, 46-31	6-3
317	23	14	3	1	Joe Ferguson (3)	@ BAL	9/30/79	A	W, 31-13	7-3
339	35	17	1	2	Joe Ferguson (4)	@ DET	10/28/79	A	W, 20-17	8-3
316	46	27	0	1	Joe Ferguson (5)	v DEN	12/2/79	H	L, 9-16	8-4
					None in 1980					
338	29	20	3	0	Joe Ferguson (6)	v MIA	10/12/81	H	W, 31-21	9-4
301	42	19	1	4	Joe Ferguson (7)	@ DAL	11/9/81	A	L, 14-27	9-5
330	45	25	3	1	Joe Ferguson (8)	v MIN	9/16/82	H	W, 23-22	10-5
419	55	38	5	1	Joe Ferguson (9)	@ MIA	10/9/83	A	W, 38-35	11-5
340	46	31	2	0	Joe Ferguson (10)	v NYJ	9/23/84	H	L, 26-28	11-6
377	46	31	0	2	Vince Ferragamo	v SDC	9/8/85	H	L, 9-14	11-7
357	39	22	0	2	Bruce Mathison	v NYJ	12/8/85	H	L, 7-27	11-8
342	39	29	3	0	Jim Kelly	@ TAM	11/2/86	A	L, 28-34	11-9
315	39	20	2	0	Jim Kelly (2)	v CLE	12/7/86	H	L, 17-21	11-10
305	42	25	3	1	Jim Kelly (3)	v NYJ	9/13/87	H	L, 28-31	11-11
359	39	29	2	0	Jim Kelly (4)	@ MIA	10/25/87	A	W, 34-31	12-11
315	36	22	1	0	Jim Kelly (5)	@ RAI	12/6/87	A	L, 21-34	12-12
315	39	21	3	1	Jim Kelly (6)	v IND	10/9/88	H	W, 34-23	13-12
302	27	16	3	1	Jim Kelly (7)	@ NYJ	10/17/88	A	W, 37-14	14-12
363	29	17	5	1	Jim Kelly (8)	@ HOU	9/24/89	A	W, 47-41	15-12
356	41	21	1	2	Jim Kelly (9)	@ NEP	11/19/89	A	L, 24-33	15-13
334	32	19	3	1	Jim Kelly (10)	v PHI	12/2/90	H	W, 30-23	16-13
381	39	29	2	1	Jim Kelly (11)	v MIA	9/1/91	H	W, 35-31	17-13
363	43	31	6	2	Jim Kelly (12)	v PIT	9/8/91	H	W, 52-34	18-13
322	35	20	1	1	Jim Kelly (13)	@ TAM	9/22/91	A	W, 17-10	19-13
303	29	19	3	0	Jim Kelly (14)	v CHI	9/29/91	H	W, 35-20	20-13
392	27	18	5	3	Jim Kelly (15)	v CIN	10/21/91	H	W, 35-16	21-13
347	52	33	2	1	Jim Kelly (16)	@ RAI	12/8/91	A	W, 30-27	22-13
403	33	22	3	1	Jim Kelly (17)	@ SFR	9/13/92	A	W, 34-31	23-13
308	20	15	3	0	Jim Kelly (18)	@ NEP	9/27/92	A	W, 41-7	24-13
306	48	25	1	4	Jim Kelly (19)	v MIA	10/4/92	H	L, 10-37	24-14
302	45	26	0	1	Jim Kelly (20)	@ RAI	10/11/92	A	L, 3-20	24-15
317	46	29	1	0	Jim Kelly (21)	@ NEP	11/7/93	A	W, 13-10	25-15
328	41	25	4	3	Jim Kelly (22)	@ NEP	9/11/94	A	W, 38-35	26-15
365	44	32	2	1	Jim Kelly (23)	v GBY	11/20/94	H	W, 29-20	27-15
316	37	22	2	0	Jim Kelly (24)	@ NYJ	11/19/95	A	W, 28-26	28-15
313	41	24	1	1	Jim Kelly (25)	@ NYG	9/1/96	A	W, 23-20	29-15
309	44	23	1	0	Todd Collins	v IND	10/6/96	H	W, 16-13	30-15
324	41	24	1	2	Jim Kelly (26)	@ SEA	12/8/96	A	L, 18-26	30-16
339	39	21	2	0	Doug Flutie	@ NEP	11/29/98	A	L, 21-25	30-17
319	30	18	2	3	Doug Flutie (2)	@ CIN	12/6/98	A	W, 33-20	31-17
300	42	22	1	2	Doug Flutie (3)	@ IND	9/12/99	A	L, 14-31	31-18
321	47	29	1	1	Rob Johnson	v SDC	10/15/00	H	W, 27-24	32-18
366	25	20	3	0	Doug Flutie (4)	@ SEA	12/23/00	A	W, 42-23	33-18
310	37	24	1	1	Rob Johnson (2)	@ SDC	10/28/01	A	L, 24-27	33-19
316	42	28	2	0	Alex Van Pelt	v SEA	11/18/01	H	L, 20-23	33-20
309	34	21	3	1	Alex Van Pelt (2)	v MIA	11/25/01	H	L, 27-34	33-21
463	49	35	3	0	Drew Bledsoe	@ MIN	9/15/02	A	W, 45-39	34-21
328	36	28	4	0	Drew Bledsoe (2)	v CHI	9/29/02	H	W, 33-27	35-21
417	53	32	2	3	Drew Bledsoe (3)	v OAK	10/6/02	H	L, 31-49	35-22
302	36	21	1	0	Drew Bledsoe (4)	v DET	10/27/02	H	W, 24-17	36-22
302	45	28	1	1	Drew Bledsoe (5)	v NEP	11/3/02	H	L, 7-38	36-23
306	27	15	3	0	Drew Bledsoe (6)	v MIA	12/1/02	H	W, 38-21	37-23
328	51	32	2	4	Drew Bledsoe (7)	@ NEP	12/8/02	A	L, 17-27	37-24
314	25	19	2	0	Drew Bledsoe (8)	@ JAX	9/14/03	A	W, 38-17	38-24
308	31	24	1	1	Kelly Holcomb	@ CIN	12/24/05	A	W, 37-27	39-24
328	38	22	1	1	J.P. Losman	v NYJ	9/24/06	H	L, 20-28	39-25
340	38	26	3	1	J.P. Losman (2)	@ HOU	11/19/06	A	W, 24-21	40-25
382	43	29	4	2	Ryan Fitzpatrick	@ BAL	10/24/10	A	L, 34-37 OT	40-26

300 YARD PASSING PERFORMANCES (CONT.)

										BILLS'
YARDS	ATT	COMP	TD	INT	PLAYER	OPP.	DATE	H/A	SCORE	RECORD
316	34	21	4	2	Ryan Fitzpatrick (2)	@ CIN	11/21/10	A	W, 49-31	41-26
369	40	27	2	2	Ryan Fitzpatrick (3)	v NE	9/25/11	H	W, 34-31	42-26
316	47	31	2	3	Ryan Fitzpatrick (4)	v MIA	12/18/11	H	L, 23-30	42-27
307	46	29	2	4	Ryan Fitzpatrick (5)	@ NE	1/1/12	A	L, 21-49	42-28
350	39	22	4	4	Ryan Fitzpatrick (6)	v NE	9/30/12	H	L, 52-28	42-29
337	40	27	2	1	Ryan Fitzpatrick (7)	@ NE	11/11/12	A	L, 37-31	42-30
308	43	30	1	1	Kyle Orton (1)	@ DET	10/5/14	A	W, 17-14	43-30
355	57	38	1	2	Kyle Orton (2)	@ DEN	12/7/14	A	L, 17-24	43-31
329	49	32	3	2	Kyle Orton (3)	@ OAK	12/21/14	A	L, 24-26	43-32

100 YARD RECEIVING PERFORMANCES

REGULAR SEASON ONLY

										BILLS' RECORD	
YARDS	REC	AVG.	PLAYER	OPP.	DATE	H/A	SCORE	WITH 1	W/2		
112	3	37.3	Elbert Dubenion	v DEN	9/18/60	H	L, 21-27	0-1-0			
110	5	22.0	Wray Carlton	v OAK	10/23/60	H	W, 38-9	1-1-0			
177	6	29.5	Wray Carlton (2)	v HOU	10/30/60	H	W, 25-24	2-1-0			
161	8	20.1	Elbert Dubenion (2)	v DLT	11/6/60	H	L, 28-45	2-2-0			
123	10	12.3	Tom Rychlec	@ OAK	11/13/60	A	L, 7-20	2-3-0			
134	6	22.3	Elbert Dubenion (3)	@ DEN	11/27/60	A	T, 38-38	2-3-1			
102	4	25.5	Monte Crockett	@ HOU	10/8/61	A	W, 22-12	3-3-1			
159	4	39.8	Glenn Bass	v DLT	10/15/61	H	W, 27-24	4-3-1			
107	8	13.4	Perry Richards	@ BOS	10/22/61	A	L, 21-52	4-4-1			
123	8	15.4	Glenn Bass (2)	v HOU	10/29/61	H	L, 16-28	4-5-1			
100	4	25.0	Elbert Dubenion (4)	v OAK	11/5/61	H	L, 22-31	4-6-1			
110	12	9.2	Glenn Bass (3)	@ OAK	12/3/61	A	W, 26-21	5-6-1			
117	9	13.0	Ernie Warlick	v DLT	12/2/62	H	W, 23-14	6-6-1			
108	7	15.4	Bill Miller	@ OAK	9/15/63	A	L, 17-35	6-7-1			
146	8	18.3	Elbert Dubenion (5)	@ OAK	9/15/63	A	L, 17-35			(0-1)	
100	5	20.0	Elbert Dubenion (6)	v KCY	9/22/63	H	T, 27-27	6-7-2			
152	12	12.7	Bill Miller (2)	v OAK	10/5/63	H	W, 12-0	7-7-2			
109	3	36.3	Charley Ferguson	v BOS	10/26/63	H	W, 28-21	8-7-2			
119	5	23.8	Elbert Dubenion (7)	@ DEN	11/3/63	A	W, 30-28	9-7-2			
100	4	25.0	Ed Rutkowski	v DEN	11/9/63	H	W, 27-17	10-7-2			
112	6	18.7	Elbert Dubenion (8)	v SDC	11/17/63	H	L, 13-23	10-8-2			
123	5	24.6	Elbert Dubenion (9)	v SDC	9/26/64	H	W, 30-3	11-8-2			
183	5	36.6	Elbert Dubenion (10)	@ HOU	10/11/64	A	W, 48-17	12-8-2			
147	5	29.4	Glenn Bass (4)	@ HOU	10/11/64	A	W, 48-17			(1-1)	
122	5	24.4	Elbert Dubenion (11)	@ KCY	10/18/64	A	W, 35-22	13-8-2			
218	5	43.6	Elbert Dubenion (12)	v NYJ	10/24/64	H	W, 34-24	14-8-2			
231	8	28.9	Glenn Bass (5)	@ NYJ	11/8/64	A	W, 20-7	15-8-2			
127	7	18.1	Ed Rutkowski (2)	v BOS	11/15/64	H	L, 28-36	15-9-2			
141	6	23.5	Glenn Bass (6)	v BOS	11/15/64	H	L, 28-36			(1-2)	
103	6	17.2	Glenn Bass (7)	@ BOS	12/20/64	A	W, 24-14	16-9-2			
127	3	42.3	Elbert Dubenion (13)	@ BOS	12/20/64	A	W, 24-14			(2-2)	
103	5	20.6	Elbert Dubenion (14)	@ DEN	9/19/65	A	W, 30-15	17-9-2			
156	6	26.0	Billy Joe	v DEN	10/24/65	H	W, 31-13	18-9-2			
106	3	35.3	Bo Roberson	@ HOU	12/5/65	A	W, 29-18	19-9-2			
127	6	21.2	Bo Roberson (2)	v KCY	12/12/65	H	W, 34-25	20-9-2			
101	5	20.2	Elbert Dubenion (15)	v MIA	9/18/66	H	W, 58-24	21-9-2			
104	7	14.9	Elbert Dubenion (16)	v BOS	10/8/66	H	L, 10-20	21-10-2			
138	7	19.7	Paul Costa	v DEN	11/19/67	H	L, 20-21	21-11-2			
163	6	27.2	Paul Costa (2)	@ OAK	12/24/67	A	L, 21-28	21-12-2			
108	5	21.6	Haven Moses	v KCY	10/5/68	H	L, 7-18	21-13-2			
119	6	19.8	Marlin Briscoe	@ OAK	10/19/69	A	L, 21-50	21-14-2			
147	6	24.5	Haven Moses (2)	@ NYJ	11/9/69	A	L, 6-16	21-15-2			
130	6	21.7	Haven Moses (3)	@ BOS	11/23/69	A	L, 21-35	21-16-2			
120	4	30.0	Marlin Briscoe (2)	v NYJ	10/4/70	H	W, 33-31	22-16-2			
118	4	29.5	Haven Moses (4)	v NYJ	10/4/70	H	W, 33-31			(3-2)	
122	4	30.5	Haven Moses (5)	@ PIT	10/11/70	A	L, 10-23	22-17-2			
145	7	20.7	Marlin Briscoe (3)	v MIA	10/18/70	H	L, 14-33	22-18-2			
121	6	20.2	Wayne Patrick	v MIA	10/18/70	H	L, 14-33			(3-3)	
100	5	20.0	Marlin Briscoe (4)	@ NYJ	10/25/70	A	W, 10-6	23-18-2			

HISTORY

100 YARD RECEIVING PERFORMANCES (CONT.)

YARDS	REC	AVG.	PLAYER	OPP	DATE	H/A	SCORE	BILLS' RECORD	
								WITH	W/2
109	5	21.8	Marlin Briscoe (5)	v CIN	11/8/70	H	L, 14-43	23-19-2	
104	4	26.0	Marlin Briscoe (6)	v BOS	11/29/70	H	L, 10-14	23-20-2	
100	6	16.7	Haven Moses (6)	v BAL	12/13/70	H	L, 14-20	23-21-2	
113	3	37.7	Marlin Briscoe (7)	v DAL	9/19/71	H	L, 37-49	23-22-2	
151	6	25.2	Haven Moses (7)	@ NYJ	10/17/71	A	L, 17-28	23-23-2	
115	8	14.4	J.D. Hill	v BAL	10/1/72	H	L, 0-17	23-24-2	
129	8	16.1	J.D. Hill (2)	v DET	12/10/72	H	T, 21-21	23-24-3	
118	7	16.9	J.D. Hill (3)	@ SDC	9/23/73	A	L, 7-34	23-25-3	
110	7	15.7	Ahmad Rashad	@ NEP	11/3/74	A	W, 29-28	24-25-3	
121	6	20.2	John Holland	@ BAL	10/12/75	A	W, 38-31	25-25-3	
118	7	16.9	Bob Chandler	v BAL	11/9/75	H	L, 35-42	25-26-3	
147	4	36.8	J.D. Hill (4)	v NEP	11/23/75	H	W, 45-31	26-26-3	
117	8	14.6	O.J. Simpson	@ MIA	12/7/75	A	L, 21-31	26-27-3	
111	2	55.5	John Holland (2)	v MIA	9/13/76	H	L, 21-30	26-28-3	
110	5	22.0	Bob Chandler (2)	@ TAM	9/26/76	A	W, 14-9	27-28-3	
104	7	14.9	Bob Chandler (3)	@ NEP	11/7/76	A	L, 10-20	27-29-3	
111	5	22.2	Reuben Gant	v CLE	10/23/77	H	L, 16-27	27-30-3	
120	9	13.3	Bob Chandler (4)	@ OAK	11/28/77	A	L, 13-34	27-31-2	
108	7	15.4	Bob Chandler (5)	@ NYJ	12/11/77	A	W, 14-10	28-31-3	
100	6	16.7	Reuben Gant (2)	v NYJ	9/10/78	H	L, 20-21	28-32-2	
153	5	30.6	Frank Lewis	@ MIA	9/17/78	A	L, 24-31	28-33-3	
116	7	16.6	Bob Chandler (6)	v KCY	10/1/78	H	W, 28-13	29-33-3	
114	7	16.3	Bob Chandler (7)	@ CLE	10/29/78	A	L, 20-41	29-34-3	
126	7	18.0	Frank Lewis (2)	@ KCY	12/3/78	A	L, 10-14	29-35-3	
116	7	16.6	Jerry Butler	v CIN	9/9/79	H	W, 51-24	30-35-3	
157	8	19.6	Curtis Brown	@ SDC	9/16/79	A	L, 19-27	30-36-3	
255	10	25.5	Jerry Butler (2)	v NYJ	9/23/79	H	W, 46-31	31-36-3	
120	3	40.0	Frank Lewis (3)	@ BAL	9/30/79	A	W, 31-13	32-36-3	
158	8	19.8	Frank Lewis (4)	v BAL	10/21/79	H	L, 13-14	32-37-3	
190	7	27.1	Frank Lewis (5)	@ DET	10/28/79	A	W, 20-17	33-37-3	
116	6	19.3	Frank Lewis (6)	v GBY	11/18/79	H	W, 19-12	34-37-3	
111	8	13.9	Frank Lewis (7)	@ MIN	12/9/79	A	L, 3-10	34-38-3	
133	5	26.6	Jerry Butler (3)	@ NOR	9/21/80	A	W, 35-26	35-38-3	
122	9	13.6	Jerry Butler (4)	v ATL	11/2/80	H	L, 14-30	35-39-3	
123	6	20.5	Jerry Butler (5)	v NYJ	9/6/81	H	W, 31-0	36-39-3	
108	7	15.4	Frank Lewis (8)	v PHI	9/17/81	H	L, 14-20	36-40-3	
132	8	16.5	Frank Lewis (9)	@ CIN	9/27/81	A	L, 24-27	36-41-3	
106	5	21.2	Frank Lewis (10)	v MIA	10/12/81	H	W, 31-21	37-41-3	
109	6	18.2	Frank Lewis (11)	@ NYJ	10/18/81	A	L, 14-33	37-42-3	
163	5	32.6	Joe Cribbs	v CLE	11/1/81	H	W, 22-13	38-42-3	
118	8	14.8	Jerry Butler (6)	@ DAL	11/9/81	A	L, 14-27	38-43-3	
111	6	18.5	Roland Hooks	v NEP	11/22/81	H	W, 20-17	39-43-3	
113	5	22.6	Frank Lewis (12)	@ SDC	12/6/81	A	W, 28-27	40-43-3	
111	7	15.9	Jerry Butler (7)	v MIN	9/16/82	H	W, 23-22	41-43-3	
113	7	16.1	Frank Lewis (13)	@ NEP	1/2/83	A	L, 19-30	41-44-3	
116	7	16.6	Frank Lewis (14)	v NEP	10/23/83	H	L, 0-31	41-45-3	
106	4	26.5	Byron Franklin	@ RAM	11/27/83	A	L, 17-41	41-46-3	
103	6	17.2	Perry Tuttle	@ ATL	12/18/83	A	L, 14-31	41-47-3	
			None in 1984						
140	4	35.0	Jerry Butler (8)	v SDC	9/8/85	H	L, 9-14	41-48-3	
103	6	17.2	Andre Reed	@ SDC	12/1/85	A	L, 7-40	41-49-3	
127	5	25.4	Chris Burkett	v NYJ	12/8/85	H	L, 7-27	41-50-3	
113	7	16.1	Pete Metzelaars	@ TAM	11/2/86	A	L, 28-34	41-51-3	
122	3	40.7	Chris Burkett (2)	v CLE	12/7/86	H	L, 17-21	41-52-3	
145	5	29.0	Chris Burkett (3)	@ IND	12/14/86	A	L, 14-24	41-53-3	
115	7	16.4	Chris Burkett (4)	v HOU	9/20/87	H	W, 34-30	42-53-3	
130	9	14.4	Chris Burkett (5)	@ MIA	10/25/87	A	W, 34-31	43-53-3	
108	8	13.5	Andre Reed (2)	v WAS	11/1/87	H	L, 7-27	43-54-3	
153	7	21.9	Andre Reed (3)	@ RAI	12/6/87	A	L, 21-34	43-55-3	
122	8	15.3	Andre Reed (4)	v MIA	9/11/88	H	W, 9-6	44-55-3	
124	7	17.7	Andre Reed (5)	v IND	10/9/88	H	W, 34-23	45-55-3	
132	7	18.9	Andre Reed (6)	@ NYJ	10/17/88	A	W, 37-14	46-55-3	
132	6	22.0	Trumaine Johnson	v NEP	10/23/88	H	W, 23-20	47-55-3	
157	13	12.1	Andre Reed (7)	v DEN	9/18/89	H	L, 14-28	47-56-3	
135	5	27.0	Andre Reed (8)	@ HOU	9/24/89	A	W, 47-41	48-56-3	
114	4	28.5	Andre Reed (9)	v NEP	10/1/89	H	W, 31-10	49-56-3	

100 YARD RECEIVING PERFORMANCES (CONT.)

YARDS	REC	AVG.	PLAYER	OPP.	DATE	H/A	SCORE	BILLS' RECORD	
								WITH 1	W/2
106	8	13.3	Andre Reed (10)	v RAM	10/16/89	H	W, 23-20	50-56-3	
100	5	20.0	Andre Reed (11)	@ ATL	11/5/89	A	L, 28-30	50-57-3	
107	6	17.8	Andre Reed (12)	@ NEP	11/19/89	A	L, 24-33	50-58-3	
115	10	11.5	Andre Reed (13)	@ SFR	12/17/89	A	L, 10-21	50-59-3	
116	8	14.5	Andre Reed (14)	v NYJ	10/21/90	H	W, 30-27	51-59-3	
122	7	17.4	Andre Reed (15)	@ CLE	11/4/90	A	W, 42-0	52-59-3	
174	5	34.8	James Lofton	v PHI	12/2/90	H	W, 30-23	53-59-3	
154	11	14.0	Andre Reed (16)	v MIA	9/1/91	H	W, 35-31	54-59-3	
103	8	12.9	Thurman Thomas	v MIA	9/1/91	H	W, 35-31		(4-3)
118	9	13.1	Andre Reed (17)	v PIT	9/8/91	H	W, 52-34	55-59-3	
112	10	11.2	Don Beebe	v PIT	9/8/91	H	W, 52-34		(5-3)
112	13	8.6	Thurman Thomas (2)	@ NYJ	9/15/91	A	W, 23-20	56-59-3	
122	4	30.5	James Lofton (2)	v CHI	9/29/91	H	W, 35-20	57-59-3	
220	8	27.5	James Lofton (3)	v CIN	10/21/91	H	W, 35-16	58-59-3	
121	5	24.2	Andre Reed (18)	v NEP	11/3/91	H	W, 22-17	59-59-3	
114	6	19.0	James Lofton (4)	@ GBY	11/10/91	A	W, 34-24	60-59-3	
109	5	21.8	James Lofton (5)	v NYJ	12/1/91	H	W, 24-13	61-59-3	
107	8	13.4	Andre Reed (19)	@ RAI	12/8/91	A	W, 30-27	62-59-3	
144	10	14.4	Andre Reed (20)	@ SFR	9/13/92	A	W, 34-31	63-59-3	
113	4	28.3	Pete Metzelaars (2)	@ SFR	9/13/92	A	W, 34-31		(6-3)
168	9	18.7	Andre Reed (21)	@ NEP	9/27/92	A	W, 41-7	64-59-3	
113	4	28.3	James Lofton (6)	@ NEP	9/27/92	A	W, 41-7		(7-3)
106	6	17.7	Don Beebe (2)	@ NYJ	10/26/92	A	W, 24-20	65-59-3	
101	8	12.6	Don Beebe (3)	v PIT	11/8/92	H	W, 28-20	66-59-3	
110	4	27.5	Don Beebe (4)	@ IND	11/29/92	A	L, 13-16	66-60-3	
104	4	26.0	Don Beebe (5)	v DEN	12/12/92	H	W, 27-17	67-60-3	
110	6	18.3	Andre Reed (22)	v NEP	9/5/93	H	W, 38-14	68-60-3	
159	7	22.7	Andre Reed (23)	v WAS	11/1/93	H	W, 24-10	69-60-3	
115	4	28.8	Don Beebe (6)	v RAI	12/5/93	H	L, 24-25	69-61-3	
142	7	20.3	Andre Reed (24)	@ NEP	9/11/94	A	W, 38-25	70-61-3	
106	5	21.2	Andre Reed (25)	v KCY	10/30/94	H	W, 44-10	71-61-3	
191	15	12.7	Andre Reed (26)	v GBY	11/20/94	H	W, 29-20	72-61-3	
106	3	35.3	Andre Reed (27)	@ MIA	12/4/94	A	W, 42-31	73-61-3	
112	6	18.7	Andre Reed (28)	v NEP	12/18/94	H	L, 17-41	73-62-3	
111	8	13.9	Don Beebe (7)	@ IND	12/24/94	A	L, 9-10	73-63-3	
112	2	56.0	Russell Copeland	v CAR	9/10/95	H	W, 31-9	74-63-3	
109	6	18.2	Bill Brooks	v SEA	10/15/95	H	W, 27-21	75-63-3	
101	7	14.4	Bill Brooks (2)	v ATL	11/12/95	H	W, 23-17	76-63-3	
107	7	15.3	Bill Brooks (3)	@ NYJ	11/19/95	A	W, 28-26	77-63-3	
138	5	27.6	Andre Reed (29)	@ NYG	9/1/96	A	W, 23-20	78-63-3	
119	6	19.8	Quinn Early	v NEP	9/8/96	H	W, 17-10	79-63-3	
111	8	13.9	Thurman Thomas (3)	v IND	10/6/96	H	W, 16-13	80-63-3	
134	10	13.4	Andre Reed (30)	v MIA	10/13/96	H	L, 7-21	80-64-3	
121	4	30.3	Andre Reed (31)	@ NEP	10/27/96	A	L, 25-28	80-65-3	
105	6	17.5	Andre Reed (32)	v CIN	11/17/96	H	W, 31-17	81-65-3	
160	6	26.7	Steve Tasker	v NYJ	11/24/96	H	W, 35-10	82-65-3	
113	3	37.7	Quinn Early (2)	@ IND	12/1/96	A	L, 10-13	82-66-3	
127	6	21.2	Andre Reed (33)	@ MIA	12/16/96	A	L, 14-16	82-67-3	
142	7	20.3	Andre Reed (34)	v MIN	8/31/97	H	L, 13-34	82-68-3	
105	4	26.3	Tim Tindale	@ NYJ	9/7/97	A	W, 28-22	83-68-3	
113	4	28.3	Andre Reed (35)	@ KCY	9/14/97	A	L, 16-22	83-69-3	
103	8	12.9	Quinn Early (3)	@ TEN	11/23/97	A	L, 14-31	83-70-3	
120	7	17.1	Quinn Early (4)	@ GBY	12/20/97	A	L, 21-31	83-71-3	
145	5	29.0	Eric Moulds	@ CAR	10/25/98	A	W, 30-14	84-71-3	
108	6	18.0	Andre Reed (36)	v IND	11/22/98	H	W, 34-11	85-71-3	
177	8	22.1	Eric Moulds (2)	@ NEP	11/29/98	A	L, 21-25	85-72-3	
196	6	32.7	Eric Moulds (3)	@ CIN	12/6/98	A	W, 33-20	86-72-3	
107	4	26.8	Eric Moulds (4)	v NYJ	12/19/98	H	L, 10-17	86-73-3	
147	10	14.7	Eric Moulds (5)	@ IND	9/12/99	A	L, 14-31	86-74-3	
122	6	20.3	Eric Moulds (6)	v PIT	10/10/99	H	W, 24-21	87-74-3	
106	5	21.2	Peerless Price	@ SEA	10/24/99	A	L, 16-26	87-75-3	
110	8	13.8	Eric Moulds (7)	v IND	1/2/00	H	W, 31-6	88-75-3	
103	7	14.7	Eric Moulds (8)	v GBY	9/10/00	H	W, 27-18	89-75-3	
112	9	12.4	Eric Moulds (9)	v IND	10/1/00	H	L, 16-18	89-76-3	
170	11	15.5	Eric Moulds (10)	v SDC	10/15/00	H	W, 27-24	90-76-3	
135	12	11.3	Eric Moulds (11)	@ MIN	10/22/00	A	L, 27-31	90-77-3	

100 YARD RECEIVING PERFORMANCES (CONT.)

YARDS	REC	AVG.	PLAYER	OPP.	DATE	H/A	SCORE	BILLS' RECORD	
								WITH 1	W/2
137	6	22.8	Eric Moulds (12)	v NYJ	10/29/00	H	W, 23-20	91-77-3	
102	8	12.8	Eric Moulds (13)	@ TAM	11/26/00	A	L, 17-31	91-78-3	
132	8	16.5	Peerless Price (2)	@ SEA	12/23/00	A	W, 42-23	92-78-3	
101	4	25.3	Eric Moulds (14)	@ SEA	12/23/00	A	W, 42-23		(8-3)
107	5	21.4	Eric Moulds (15)	v NYJ	10/7/01	H	L, 36-42	92-79-3	
103	4	25.8	Peerless Price (3)	v NYJ	10/7/01	H	L, 36-42		(8-4)
151	8	18.9	Peerless Price (4)	@ SDC	10/28/01	A	L, 24-27	92-80-3	
138	10	13.8	Peerless Price (5)	v SEA	11/18/01	H	L, 20-23	92-81-3	
196	6	32.7	Eric Moulds (16)	v MIA	11/25/01	H	L, 27-34	92-82-3	
112	8	14.0	Eric Moulds (17)	v NYJ	9/8/02	H	L, 31-37	92-83-3	
185	13	14.2	Peerless Price (6)	@ MIN	9/15/02	A	W, 45-39	93-83-3	
110	8	13.8	Josh Reed	@ MIN	9/15/02	A	W, 45-39		(9-4)
124	8	15.5	Eric Moulds (18)	v CHI	9/29/02	H	W, 33-27	94-83-3	
126	7	18.0	Peerless Price (7)	v OAK	10/6/02	H	L, 31-49	94-84-3	
112	8	14.0	Eric Moulds (19)	v OAK	10/6/02	H	L, 31-49		(9-5)
121	8	15.1	Peerless Price (8)	@ HOU	10/13/02	A	W, 31-24	95-84-3	
123	9	13.7	Eric Moulds (20)	v DET	10/27/02	H	W, 24-17	96-84-3	
101	4	25.3	Peerless Price (9)	v DET	10/27/02	H	W, 24-17		(10-5)
130	5	26.0	Eric Moulds (21)	v MIA	12/1/02	H	W, 38-21	97-84-3	
105	9	11.7	Peerless Price (10)	@ NEP	12/8/02	A	L, 17-27	97-85-3	
133	7	19.0	Eric Moulds (22)	@ JAX	9/14/03	A	W, 38-17	98-85-3	
114	8	14.3	Eric Moulds (23)	v PHI	9/28/03	H	L, 13-23	98-86-3	
109	8	13.6	Josh Reed (2)	v WAS	10/19/03	H	W, 24-7	99-86-3	
126	10	12.6	Eric Moulds (24)	v NEP	10/3/04	H	L, 17-31	99-87-3	
110	4	27.5	Lee Evans	@ MIA	12/5/04	A	W, 42-32	100-87-3	
101	5	20.2	Lee Evans (2)	@ CIN	12/19/04	A	W, 33-17	101-87-3	
125	9	13.9	Eric Moulds (25)	@ NEP	10/30/05	A	L, 16-21	101-88-3	
117	5	23.4	Lee Evans (3)	@ MIA	12/4/05	A	L, 23-24	101-89-3	
110	9	12.2	Eric Moulds (26)	v DEN	12/17/05	H	L, 17-28	101-90-3	
107	5	21.4	Lee Evans (4)	@ CIN	12/24/05	A	W, 37-27	102-90-3	
107	8	13.4	Lee Evans (5)	v NYJ	9/24/06	H	L, 20-28	102-91-3	
104	4	26.0	Roscoe Parrish	v NYJ	9/24/06	H	L, 20-28		(10-6)
265	11	24.1	Lee Evans (6)	@ HOU	11/19/06	A	W, 24-21	103-91-3	
145	7	20.7	Lee Evans (7)	@ BAL	12/31/06	A	L, 7-19	103-92-3	
138	5	27.6	Lee Evans (8)	@ NYJ	10/28/07	A	W, 13-3	104-92-3	
165	9	18.3	Lee Evans (9)	v CIN	11/4/07	H	W, 33-21	105-92-3	
102	4	25.5	Lee Evans (10)	v SEA	9/7/08	H	W, 34-10	106-92-3	
100	2	50.0	Lee Evans (11)	@ ARI	10/5/08	A	L, 17-41	106-93-3	
116	7	16.6	Lee Evans (12)	@ MIA	10/26/08	A	L, 16-25	106-94-3	
110	5	22.0	Lee Evans (13)	@ KCY	11/23/08	A	W, 54-31	107-94-3	
197	9	21.9	Terrell Owens	@ JAC	11/22/09	A	L, 15-18	107-95-3	
105	6	17.5	Lee Evans (14)	@ BAL	10/24/10	A	L, 34-37 OT	107-96-3	
158	8	19.8	Stevie Johnson	@ BAL	10/24/10	A	L, 34-37 OT		(10-7)
145	11	13.2	Stevie Johnson (2)	v CHI	11/7/10	H	L, 19-22	107-97-3	
137	8	17.1	Stevie Johnson (3)	@ CIN	11/21/10	A	W, 49-31	108-97-3	
104	5	20.8	Fred Jackson	v PIT	11/28/10	H	L, 16-19 OT	108-98-3	
101	5	20.2	Donald Jones	v NE	9/25/11	H	W, 34-31	109-98-3	
116	4	29.0	Stevie Johnson (4)	@ SD	12/11/11	A	L, 10-37	109-99-3	
106	6	17.7	Stevie Johnson (5)	@ IND	11/25/12	A	L, 20-13	109-100-3	
115	8	14.4	Stevie Johnson (6)	v SEA	12/16/12	H	L, 50-17	109-101-3	
111	6	18.5	Stevie Johnson (7)	v NYJ	12/30/12	H	W, 28-9	110-101-3	
111	8	13.9	Stevie Johnson (8)	v CAR	9/15/13	H	W, 24-23	111-101-3	
117	8	14.6	Sammy Watkins	v MIA	9/14/14	H	W, 29-10	112-101-3	
105	6	17.5	Scott Chandler	vs NE	10/12/14	H	L, 22-37	112-102-3	
122	9	13.6	Sammy Watkins (2)	v MIN	10/19/14	H	W, 17-16	113-102-3	
157	3	52.3	Sammy Watkins (3)	@ NYJ	10/26/14	A	W, 43-23	114-102-3	
118	9	13.1	Robert Woods	vs NYJ	11/24/14	H	W, 38-3	115-102-3	
127	7	18.1	Sammy Watkins (4)	@ DEN	12/7/14	A	L, 17-24	115-103-3	
111	9	12.3	Charles Clay	v NYG	10/4/15	H	L, 10-24	115-104-3	
168	8	21.0	Sammy Watkins (5)	v MIA	11/8/15	H	W, 33-17	116-104-3	
158	6	26.3	Sammy Watkins (6)	@ KC	11/29/15	A	L, 22-30	116-105-3	
109	3	36.3	Sammy Watkins (7)	v HOU	12/6/15	H	W, 30-21	117-105-3	
106	5	21.2	Robert Woods (2)	@ PHI	12/13/15	A	L, 20-23	117-106-3	
111	5	22.2	Sammy Watkins (8)	@ WAS	12/20/15	A	L, 25-35	117-107-3	
136	11	12.4	Sammy Watkins (9)	v NYJ	1/3/16	H	W, 22-17	118-107-3	

100 YARD RUSHING PERFORMANCES

REGULAR SEASON ONLY

YARDS	ATT.	AVG.	PLAYER	OPP.	DATE	H/A	SCORE	BILLS' RECORD	
								WITH 1	W/2
120	15	8.0	Wilmer Fowler	@ DEN	11/27/60	A	T, 38-38	0-0-1	
117	31	3.8	Art Baker	@ SDC	12/10/61	A	L, 10-28	0-1-1	
131	15	8.7	Cookie Gilchrist	v DEN	9/15/62	H	L, 20-23	0-2-1	
124	25	5.0	Cookie Gilchrist (2)	v SDC	10/13/62	H	W, 35-10	1-2-1	
115	6	19.2	Wayne Crow	v SDC	10/13/62	H	W, 35-10		(1-0)
143	19	7.5	Cookie Gilchrist (3)	v OAK	10/20/62	H	W, 14-6	2-2-1	
107	23	4.7	Cookie Gilchrist (4)	v BOS	11/3/62	H	T, 28-28	2-2-2	
103	19	5.4	Cookie Gilchrist (5)	@ OAK	11/18/62	A	W, 10-6	3-2-2	
143	17	8.4	Cookie Gilchrist (6)	@ NYT	12/8/62	A	W, 20-3	4-2-2	
125	26	4.8	Cookie Gilchrist (7)	@ DEN	11/9/63	A	W, 30-28	5-2-2	
243	36	6.8	Cookie Gilchrist (8)	v NYJ	12/8/63	H	W, 45-14	6-2-2	
114	31	3.7	Cookie Gilchrist (9)	@ NYJ	12/14/63	A	W, 19-10	7-2-2	
139	15	9.3	Cookie Gilchrist (10)	v HOU	11/1/64	H	W, 24-10	8-2-2	
148	11	13.5	Wray Carlton	@ HOU	12/5/65	A	W, 29-18	9-2-2	
138	27	5.1	Bobby Burnett	v SDC	10/16/66	H	T, 17-17	9-2-3	
			None in 1967 or 1968						
110	24	4.6	O.J. Simpson	v DEN	9/28/69	H	W, 41-28	10-2-3	
131	17	7.7	Wayne Patrick	v BOS	10/11/69	H	W, 23-16	11-2-3	
123	17	7.2	O.J. Simpson (2)	@ BOS	12/1/70	A	W, 45-10	12-2-3	
106	18	5.9	O.J. Simpson (3)	@ SDC	10/23/71	A	L, 3-20	12-3-3	
138	29	4.8	O.J. Simpson (4)	v SFR	9/24/72	H	W, 27-20	13-3-3	
144	28	5.1	O.J. Simpson (5)	@ OAK	10/15/72	A	L, 16-28	13-4-3	
189	22	8.6	O.J. Simpson (6)	v PIT	10/29/72	H	L, 21-38	13-5-3	
103	22	4.7	O.J. Simpson (7)	@ NEP	11/19/72	A	W, 27-24	14-5-3	
116	27	4.3	O.J. Simpson (8)	v DET	12/10/72	H	T, 21-21	14-5-4	
101	26	3.9	O.J. Simpson (9)	@ WAS	12/17/72	A	W, 24-17	15-5-4	
250	29	8.6	O.J. Simpson (10)	@ NEP	9/16/73	A	W, 31-13	16-5-4	
105	18	5.8	Larry Watkins	@ NEP	9/16/73	A	W, 31-13		(2-0)
103	22	4.7	O.J. Simpson (11)	@ SDC	9/23/73	A	L, 7-34	16-6-4	
123	24	5.1	O.J. Simpson (12)	v NYJ	9/30/73	H	W, 9-7	17-6-4	
171	27	6.3	O.J. Simpson (13)	v PHI	10/7/73	H	W, 27-26	18-6-4	
166	22	7.5	O.J. Simpson (14)	v BAL	10/14/73	H	W, 31-13	19-6-4	
157	39	4.0	O.J. Simpson (15)	v KCY	10/29/73	H	W, 23-14	20-6-4	
120	20	6.0	O.J. Simpson (16)	v MIA	11/18/73	H	L, 0-17	20-7-4	
119	17	7.0	Jim Braxton	v MIA	11/18/73	H	L, 0-17		(2-1)
124	15	8.3	O.J. Simpson (17)	@ BAL	11/25/73	A	W, 24-17	21-7-4	
137	24	5.7	O.J. Simpson (18)	@ ATL	12/2/73	A	W, 17-6	22-7-4	
219	22	10.0	O.J. Simpson (19)	v NEP	12/9/73	H	W, 37-13	23-7-4	
200	34	5.9	O.J. Simpson (20)	@ NYJ	12/16/73	A	W, 34-14	24-7-4	
117	31	3.8	O.J. Simpson (21)	v NYJ	9/29/74	H	W, 16-12	25-7-4	
127	23	5.5	O.J. Simpson (22)	@ BAL	10/13/74	A	W, 27-14	26-7-4	
122	32	3.8	O.J. Simpson (23)	v NEP	10/20/74	H	W, 30-28	27-7-4	
115	22	5.2	O.J. Simpson (24)	@ CLE	11/24/74	A	W, 15-10	28-7-4	
173	32	5.4	O.J. Simpson (25)	v NYJ	9/21/75	H	W, 42-14	29-7-4	
227	28	8.1	O.J. Simpson (26)	@ PIT	9/28/75	A	W, 30-21	30-7-4	
138	26	5.3	O.J. Simpson (27)	v DEN	10/5/75	H	W, 38-14	31-7-4	
102	17	6.0	Jim Braxton (2)	v DEN	10/5/75	H	W, 38-14		(3-1)
159	32	5.0	O.J. Simpson (28)	@ BAL	10/12/75	A	W, 38-31	32-7-4	
126	34	3.7	O.J. Simpson (29)	v NYG	10/20/75	H	L, 14-17	32-8-4	
123	19	6.5	O.J. Simpson (30)	v BAL	11/9/75	H	L, 35-42	32-9-4	
197	17	11.6	O.J. Simpson (31)	@ CIN	11/17/75	A	L, 24-33	32-10-4	
160	34	4.7	Jim Braxton (3)	@ STL	11/27/75	A	W, 32-14	33-10-4	
185	21	8.8	O.J. Simpson (32)	@ NEP	12/14/75	A	W, 34-14	34-10-4	
101	23	4.4	Jim Braxton (4)	@ NEP	12/14/75	A	W, 34-14		(4-1)
130	24	5.4	O.J. Simpson (33)	v KCY	10/3/76	H	W, 50-17	35-10-4	
114	17	6.7	Jeff Kinney	v KCY	10/3/76	H	W, 50-17		(5-1)
110	25	4.4	O.J. Simpson (34)	v NEP	10/24/76	H	L, 22-26	35-11-4	
166	29	5.7	O.J. Simpson (35)	v NYJ	10/31/76	H	L, 14-19	35-12-4	
118	25	4.7	O.J. Simpson (36)	v SDC	11/21/76	H	L, 13-34	35-13-4	
273	29	9.4	O.J. Simpson (37)	@ DET	11/25/76	A	L, 14-27	35-14-4	
203	24	8.5	O.J. Simpson (38)	@ MIA	12/5/76	A	L, 27-45	35-15-4	
171	28	6.1	O.J. Simpson (39)	@ BAL	12/12/76	A	L, 20-58	35-16-4	

HISTORY

100 YARD RUSHING PERFORMANCES (CONT.)

YARDS	ATT.	AVG.	PLAYER	OPP.	DATE	H/A	SCORE	BILLS' RECORD	
								WITH 1	W/2
122	23	5.3	O.J. Simpson (40)	v NYJ	10/9/77	H	L, 19-24	35-17-4	
138	23	6.0	O.J. Simpson (41)	v ATL	10/16/77	H	W, 3-0	36-17-4	
155	27	5.7	Roland Hooks	@ NEP	11/6/77	A	W, 24-14	37-17-4	
100	18	5.6	Curtis Brown	v CIN	10/22/78	H	W, 5-0	38-17-4	
114	11	10.4	Curtis Brown (2)	v MIA	11/12/78	H	L, 24-25	38-18-4	
208	21	9.9	Terry Miller	v NYG	11/26/78	H	W, 41-17	39-18-4	
115	12	9.6	Roland Hooks (2)	v NYG	11/26/78	H	W, 41-17		(6-1)
123	15	8.2	Terry Miller (2)	@ BAL	12/17/78	A	W, 21-14	40-18-4	
			None in 1979						
118	30	3.9	Joe Cribbs	v NEP	10/26/80	H	W, 31-13	41-18-4	
110	24	4.6	Joe Cribbs (2)	v PIT	11/23/80	H	W, 28-13	42-18-4	
128	18	7.1	Joe Cribbs (3)	@ SFR	12/21/80	A	W, 18-13	43-18-4	
159	17	9.4	Joe Cribbs (4)	v BAL	10/4/81	H	W, 23-17	44-18-4	
123	24	5.1	Joe Cribbs (5)	v DEN	10/25/81	H	W, 9-7	45-18-4	
109	19	5.7	Roland Hooks (3)	v WAS	11/29/81	H	W, 21-14	46-18-4	
153	33	4.6	Joe Cribbs (6)	@ NEP	12/13/81	A	W, 19-10	47-18-4	
143	30	4.8	Joe Cribbs (7)	v PIT	12/12/82	H	W, 13-0	48-18-4	
108	19	5.7	Joe Cribbs (8)	@ MIA	12/27/82	A	L, 10-27	48-19-4	
104	17	6.1	Joe Cribbs (9)	@ NEP	1/2/83	A	L, 19-30	48-20-4	
166	22	7.5	Joe Cribbs (10)	v HOU	9/25/83	H	W, 30-13	49-20-4	
105	19	5.5	Joe Cribbs (11)	@ BAL	10/16/83	A	W, 30-7	50-20-4	
185	36	5.1	Joe Cribbs (12)	@ KCY	12/4/83	A	W, 14-9	51-20-4	
100	15	6.7	Joe Cribbs (13)	v SFR	12/11/83	H	L, 10-23	51-21-4	
144	29	5.0	Greg Bell	@ IND	9/30/84	A	L, 17-31	51-22-4	
113	28	4.0	Greg Bell (2)	@ SEA	10/14/84	A	L, 28-31	51-23-4	
206	27	7.6	Greg Bell (3)	v DAL	11/18/84	H	W, 14-3	52-23-4	
123	19	6.5	Greg Bell (4)	@ PIT	12/15/85	A	L, 24-30	52-24-4	
108	25	4.3	Robb Riddick	v PIT	11/9/86	H	W, 16-12	53-24-4	
118	27	4.4	Robb Riddick (2)	@ KCY	11/30/86	A	W, 17-14	54-24-4	
139	25	5.6	Carl Byrum	v NYG	10/18/87	H	W, 6-3	55-24-4	
119	23	5.2	Ronnie Harmon	v MIA	11/29/87	H	W, 27-0	56-24-4	
116	23	5.0	Thurman Thomas	v GBY	10/30/88	H	W, 28-0	57-24-7	
103	18	5.7	Robb Riddick (3)	v NYJ	11/20/88	H	W, 9-6	58-24-4	
106	14	7.6	Thurman Thomas (2)	v RAI	12/11/88	H	W, 37-21	59-24-4	
105	21	5.0	Thurman Thomas (3)	v NEP	10/1/89	H	W, 31-10	60-24-4	
105	24	4.4	Thurman Thomas (4)	v RAM	10/16/89	H	W, 23-20	61-24-4	
148	22	6.7	Thurman Thomas (5)	v MIA	10/29/89	H	W, 31-17	62-24-4	
121	21	5.8	Larry Kinnebrew	v MIA	10/29/89	H	W, 31-17		(7-1)
127	29	4.4	Thurman Thomas (6)	v IND	11/12/89	H	W, 30-7	63-24-4	
100	26	3.8	Thurman Thomas (7)	v CIN	11/26/89	H	W, 24-7	64-24-4	
214	18	11.9	Thurman Thomas (8)	@ NYJ	9/24/90	A	W, 30-7	65-24-4	
136	22	6.2	Thurman Thomas (9)	@ NEP	10/28/90	A	W, 27-10	66-24-4	
112	26	4.3	Thurman Thomas (10)	v PHX	11/11/90	H	W, 45-14	67-24-4	
165	22	7.5	Thurman Thomas (11)	v NEP	11/18/90	H	W, 14-0	68-24-4	
154	30	5.1	Thurman Thomas (12)	v MIA	12/23/90	H	W, 24-14	69-24-4	
165	25	6.6	Thurman Thomas (13)	v MIA	9/1/91	H	W, 35-31	70-24-4	
107	15	7.1	Thurman Thomas (14)	v PIT	9/8/91	H	W, 52-34	71-24-4	
117	25	4.7	Thurman Thomas (15)	v CHI	9/29/91	H	W, 35-20	72-24-4	
117	20	5.9	Thurman Thomas (16)	v IND	10/13/91	H	W, 42-6	73-24-4	
108	9	12.0	Kenneth Davis	v IND	10/13/91	H	W, 42-6		(8-1)
126	32	3.9	Thurman Thomas (17)	v NEP	11/3/91	H	W, 22-17	74-24-4	
106	24	4.4	Thurman Thomas (18)	@ GBY	11/10/91	A	W, 34-24	75-24-4	
135	23	5.9	Thurman Thomas (19)	@ MIA	11/18/91	A	W, 41-27	76-24-4	
124	23	5.4	Thurman Thomas (20)	v NYJ	12/1/91	H	W, 24-13	77-24-4	
118	25	4.7	Kenneth Davis (2)	v DET	12/22/91	H	L, 14-17	77-25-4	
103	22	4.7	Thurman Thomas (21)	v RAM	9/6/92	H	W, 40-7	78-25-4	
120	18	6.7	Thurman Thomas (22)	@ NEP	9/27/92	A	W, 41-7	79-25-4	
142	21	6.8	Thurman Thomas (23)	@ NYJ	10/26/92	A	W, 24-20	80-25-4	
155	37	4.2	Thurman Thomas (24)	v PIT	11/8/92	H	W, 28-20	81-25-4	
181	20	9.1	Kenneth Davis (3)	v ATL	11/22/92	H	W, 41-14	82-25-4	
103	13	7.9	Thurman Thomas (25)	v ATL	11/22/92	H	W, 41-14		(9-1)
102	21	4.9	Thurman Thomas (26)	@ IND	11/29/92	A	L, 13-16	82-26-4	
116	18	6.4	Thurman Thomas (27)	v NYJ	12/6/92	H	L, 17-24	82-27-4	

100 YARD RUSHING PERFORMANCES (CONT.)

YARDS	ATT.	AVG.	PLAYER	OPP.	DATE	H/A	SCORE	BILLS' RECORD	
								WITH 1	W/2
120	26	4.6	Thurman Thomas (28)	v DEN	12/12/92	H	W, 27-17	83-27-4	
115	24	4.8	Thurman Thomas (29)	@ NOR	12/20/92	A	W, 20-16	84-27-4	
114	24	4.8	Thurman Thomas (30)	v NEP	9/5/93	H	W, 38-14	85-27-4	
122	26	4.7	Thurman Thomas (31)	v NYG	10/3/93	H	W, 17-14	86-27-4	
117	27	4.3	Thurman Thomas (32)	@ NYJ	10/24/93	A	W, 19-10	87-27-4	
129	28	4.6	Thurman Thomas (33)	v WAS	11/1/93	H	W, 24-10	88-27-4	
111	30	3.7	Thurman Thomas (34)	@ NEP	11/7/93	A	W, 13-10	89-27-4	
116	27	4.3	Thurman Thomas (35)	v IND	11/21/93	H	W, 23- 9	90-27-4	
110	26	4.2	Thurman Thomas (36)	@ IND	1/2/94	A	W, 30-10	91-27-4	
106	26	4.1	Thurman Thomas (37)	@ NEP	9/11/94	A	W, 38-35	92-27-4	
112	28	4.0	Thurman Thomas (38)	@ HOU	9/18/94	A	W, 15- 7	93-27-4	
103	17	6.1	Thurman Thomas (39)	v DEN	9/26/94	H	W, 27-20	94-27-4	
125	31	4.0	Thurman Thomas (40)	v MIA	10/9/94	H	W, 21-11	95-27-4	
133	27	4.9	Thurman Thomas (41)	v NYJ	10/8/95	H	W, 29-10	96-27-4	
100	23	4.3	Darick Holmes	v ATL	11/12/95	H	W, 23-17	97-27-4	
129	24	5.4	Thurman Thomas (42)	@ STL	12/10/95	A	W, 45-27	98-27-4	
148	35	4.2	Thurman Thomas (43)	v MIA	12./17/95	H	W, 23-20	99-27-4	
119	26	4.6	Thurman Thomas (44)	@ NEP	10/27/96	A	L, 25-28	99-28-4	
122	22	5.5	Darick Holmes (2)	v WAS	11/3/96	H	W, 38-13	100-28-4	
107	23	4.7	Thurman Thomas (45)	v WAS	11/3/96	H	W, 38-13		(10-1)
129	12	10.8	Antowain Smith	v IND	9/21/97	H	W, 37-35	101-28-4	
104	18	5.8	Thurman Thomas (46)	v NYJ	11/30/97	H	W, 20-10	102-28-4	
118	22	5.4	Antowain Smith (2)	v STL	9/20/98	H	L, 33-34	102-29-4	
130	31	4.2	Antowain Smith (3)	@ IND	10/11/98	A	W, 31-24	103-29-4	
107	23	4.7	Antowain Smith (4)	v IND	11/22/98	H	W, 34-11	104-29-4	
113	30	3.8	Antowain Smith (5)	v NYJ	9/19/99	H	W, 17- 3	105-29-4	
126	29	4.3	Antowain Smith (6)	v MIA	11/14/99	H	W, 23- 3	106-29-4	
147	17	8.6	Antowain Smith (7)	@ SEA	12/23/00	A	W, 42-23	107-29-4	
113	19	5.9	Travis Henry	v NYJ	10/7/01	H	L, 36-42	107-30-4	
101	27	3.7	Travis Henry (2)	v CAR	12/9/01	H	W, 25-24	108-30-4	
130	16	8.1	Shawn Bryson	@ ATL	12/23/01	A	L, 30-33	108-31-4	
107	28	3.8	Shawn Bryson (2)	@ NYJ	12/30/01	A	W, 14- 9	109-31-4	
149	31	4.8	Travis Henry (3)	v NYJ	9/8/02	H	L, 31-37	109-32-4	
159	28	5.7	Travis Henry (4)	@ HOU	10/13/02	A	W, 31-24	110-32-4	
132	22	6.0	Travis Henry (5)	@ MIA	10/20/02	A	W, 23-10	111-32-4	
126	24	5.3	Travis Henry (6)	@ KCY	11/17/02	A	L, 16-17	111-33-4	
151	35	4.3	Travis Henry (7)	v MIA	12/1/02	H	W, 38-21	112-33-4	
144	22	6.5	Travis Henry (8)	v SDC	12/15/02	H	W, 20-13	113-33-4	
167	31	5.4	Travis Henry (9)	v WAS	10/19/03	H	W, 24- 7	114-33-4	
124	22	5.6	Travis Henry (10)	@ KCY	10/26/03	A	L, 5-38	114-34-4	
149	23	6.5	Travis Henry (11)	v HOU	11/16/03	H	L, 10-12	114-35-4	
113	26	4.3	Travis Henry (12)	@ NYG	11/30/03	A	W, 24- 7	115-35-4	
169	32	5.3	Travis Henry (13)	v NYJ	12/7/03	H	W, 17- 6	116-35-4	
111	26	4.3	Willis McGahee	v MIA	10/17/04	H	W, 20-13	117-35-4	
102	30	3.4	Willis McGahee (2)	v ARI	10/31/04	H	W, 38-14	118-35-4	
132	37	3.6	Willis McGahee (3)	v NYJ	11/7/04	H	W, 22-17	119-35-4	
100	20	5.0	Willis McGahee (4)	v STL	11/21/04	H	W, 37-17	120-35-4	
116	28	4.1	Willis McGahee (5)	@ SEA	11/28/04	A	W, 38- 9	121-35-4	
105	27	3.9	Willis McGahee (6)	v CLE	12/12/04	H	W, 37- 7	122-35-4	
102	15	6.8	Willis McGahee (7)	@ SFR	12/26/04	A	W, 41- 7	123-35-4	
117	22	5.3	Willis McGahee (8)	v HOU	9/11/05	H	W, 22- 7	124-35-4	
140	27	5.2	Willis McGahee (9)	v ATL	9/25/05	H	L, 16-24	124-36-4	
143	29	4.9	Willis McGahee (10)	v NYJ	10/16/05	H	W, 27-17	125-36-4	
136	31	4.4	Willis McGahee (11)	@ NEP	10/30/05	A	L, 16-21	125-37-4	
113	22	5.1	Willis McGahee (12)	@ NYJ	1/1/06	A	L, 26-30	125-38-4	
150	26	5.8	Willis McGahee (13)	v NYJ	9/24/06	H	L, 20-28	125-39-4	
109	28	3.9	Anthony Thomas	@ IND	11/12/06	A	L, 16-17	125-40-4	
125	16	7.8	Willis McGahee (14)	@ NYJ	12/10/06	A	W, 31-13	126-40-4	
153	29	5.3	Marshawn Lynch	v CIN	11/4/07	H	W, 33-21	127-40-4	
115	15	7.7	Fred Jackson	v MIA	12/9/07	H	W, 38-17	128-40-4	
107	23	4.7	Marshawn Lynch (2)	v MIA	12/9/07	H	W, 38-17		(11-1)
105	22	4.8	Marshawn Lynch (3)	@ PHI	12/30/07	A	L, 9-17	128-41-4	

100 YARD RUSHING PERFORMANCES (CONT.)

YARDS	ATT.	AVG.	PLAYER	OPP.	DATE	H/A	SCORE	BILLS' RECORD	
								WITH 1	W/2
119	23	5.2	Marshawn Lynch (4)	v CLE	11/17/08	H	L, 27-29	128-42-4	
134	16	8.4	Marshawn Lynch (5)	v SFR	11/30/08	H	L, 3-10	128-43-4	
127	21	6.0	Marshawn Lynch (6)	@ NYJ	12/14/08	A	L, 27-31	128-44-4	
136	27	5.0	Fred Jackson (2)	v NEP	12/28/08	H	L, 0-13	128-45-4	
163	28	5.8	Fred Jackson (3)	v TAM	9/20/09	H	W, 33-20	129-45-4	
212	33	6.4	Fred Jackson (4)	v IND	1/3/10	H	W, 30-7	130-45-4	
133	25	5.3	Fred Jackson (5)	v DET	11/14/10	H	W, 14-12	131-45-4	
116	21	5.5	Fred Jackson (6)	@ CIN	11/21/10	A	W, 49-31	132-45-4	
112	29	3.9	Fred Jackson (7)	v CLE	12/12/10	H	W, 13-6	133-45-4	
112	20	5.6	Fred Jackson (8)	@ KC	9/11/11	A	W, 41-7	134-45-4	
117	15	7.8	Fred Jackson (9)	v OAK	9/18/11	H	W, 38-35	135-45-4	
111	26	4.3	Fred Jackson (10)	v PHI	10/9/11	H	W, 31-24	136-45-4	
121	16	7.6	Fred Jackson (11)	@ NYG	10/16/11	A	L, 24-27	136-46-4	
120	26	4.6	Fred Jackson (12)	v WAS	10/30/11	H	W, 23-0	137-46-4	
114	13	8.8	Fred Jackson (13)	@ DAL	11/13/11	A	L, 7-44	137-47-4	
111	16	6.9	C.J. Spiller	v DEN	12/24/11	H	W, 40-14	138-47-4	
169	14	12.1	C.J. Spiller (2)	@ NYJ	9/9/12	A	L, 48-28	138-48-4	
123	15	8.2	C.J. Spiller (3)	v KC	9/16/12	H	W, 35-15	139-48-4	
107	14	7.6	C.J. Spiller (4)	@ IND	11/25/12	A	L, 20-13	139-49-4	
109	25	4.4	Fred Jackson (14)	v JAX	12/2/12	H	W, 34-18	140-49-4	
103	17	6.1	C.J. Spiller (5)	v SEA	12/16/12	H	L, 50-17	140-50-4	
138	22	6.3	C.J. Spiller (6)	@ MIA	12/23/12	A	L, 24-10	140-51-4	
103	16	6.4	C.J. Spiller (7)	v CAR	9/15/13	H	W, 24-23	141-51-4	
116	12	9.7	C.J. Spiller (8)	v KC	11/3/13	H	L, 13-23	141-52-4	
149	15	9.9	C.J. Spiller (9)	v ATL	12/1/13	H #	L, 31-34 OT	141-53-4	
105	18	5.8	Fred Jackson (15)	v MIA	12/22/13	H	W, 19-0	142-53-4	
105	19	5.5	C.J. Spiller (10)	@ NE	12/29/13	A	L, 20-34	142-54-4	
110	12	9.2	Karlos Williams	@ MIA	9/27/15	A	W, 41-14	143-54-4	
112	16	7.0	LeSean McCoy	v MIA	11/8/15	H	W, 41-14	144-54-4	
110	9	12.2	Karlos Williams (2)	v MIA	11/8/15	H	W, 41-14	(12-2)	
112	19	5.9	LeSean McCoy (2)	@ NYJ	11/12/15	A	W, 22-17	145-54-4	
112	21	5.3	LeSean McCoy (3)	v HOU	12/6/15	H	W, 30-21	146-54-4	

Game played in Toronto

HOW THE BILLS GOT THEIR NAME



Following the 1946 season, in an effort to generate more fan interest and distinguish the football team from the city's minor league baseball and hockey teams, which also bore the name "Bisons," the team ran a contest to select a new name. Over 4,500 entries were submitted, and "the Bills" won out over "Bullets," "Nickels" and "Blue Devils." Several contestants suggested the winning name, but James F. Dyson was named the winner of the \$500 prize based on his essay comparing the team to a band of "Buffalo Bills." He wrote that, while the legendary Indian Scout William "Buffalo Bill" Cody helped trailblaze the American Frontier, the football team (owned by the president of Frontier Oil) was opening a new frontier in Buffalo sports.

BILLS SUMMER HOME

BUFFALO BILLS TRAINING CAMP PRESENTED BY CONNORS & FERRIS

The Bills moved their training camp in 2000 to St. John Fisher College near Rochester, NY. St. John Fisher College quickly earned a national reputation for hosting one of the top training camps in the NFL. The Bills camp regularly attracts fans from across New York, Pennsylvania, Ohio and Canada. Fans from further destinations have made the Bills Training Camp a stop on their vacation agendas as well.

The team holds daily practices at St. John Fisher College and utilizes the school's state-of-the-art training facility and locker rooms. Fans may visit training camp on any day of the week to watch practice from the enhanced sideline vantage points and admission is free. As in years past, children and adults can enjoy interactive games, purchase game tickets as well as exclusive Bills gear in the vendor tent at the camp entrance. The Bills will hold seven evening practices. The practices will include a full team autograph session as well as an opportunity for fans to test their football skills in the Bills Experience.

For up-to-date accurate information, including practice times and schedules, directions, recaps, restaurant and hotel accommodations, please visit buffalobills.com or call the training camp hotline (800-441-5942).



MEDIA ATTENDING CAMP:

Accredited members of the media are encouraged to visit training camp. To receive credentials or to inquire about training camp media procedures, please contact the Bills media relations office in Orchard Park (716-648-1800) or during camp at St. John Fisher College (585-218-7500).

DRIVING DIRECTIONS TO ST. JOHN FISHER COLLEGE:

From the East Take Route 90 (NYS Thruway) to Exit 45. Take Interstate 490 West to Exit 25, marked Fairport Road (31F). Turn left onto Fairport Road and proceed West to the main entrance of St. John Fisher College.

From the West Take Route 90 (NYS Thruway) to Exit 47, marked LeRoy. Take Interstate 490 East, marked Rochester, for approximately 25 miles to Exit 25, marked Fairport Road (31F). Turn left onto Fairport Road and proceed to the main entrance of St. John Fisher College.

From the South Take Route 17 to Interstate 390 North, to Interstate 590 North, to Interstate 490 East, to Exit 25, marked Fairport Road (31F). Turn left onto Fairport Road and proceed West to the main entrance of St. John Fisher College.

BILLS TRAINING CAMP SITES

1960-62	Roycroft Inn, East Aurora, NY
1963-67	Camelot Hotel, Blasdell, NY
1968-80	Niagara University, Niagara Falls, NY
1981-99	State University at Fredonia, Fredonia, NY
2000-present	St. John Fisher College, Rochester, NY

Media can receive a discount at the following hotels in Rochester during camp.

Best Western Marketplace Inn
940 Jefferson Rd
Rochester, NY, 14623
Ph: (585) 427-2700
Fax: (585) 427-8504
www.bestwestern.com/rochestermarketplaceinn

Holiday Inn Hotel & Suites
800 Jefferson Rd
Rochester, NY, 14623
Ph: (585) 475-9190
Fax: (585) 698-1380
www.holidayinn.com/rochesterny

RALPH WILSON STADIUM FACTS AND FIGURES

Capacity: 71,608
 Luxury Boxes: 121 Suites
 8,325 Club Seats
 Construction Started: 4/4/72
 Area Covering: 197 acres
 Officially Opened: 8/17/73
 Field Level: 50 ft. below ground level
 Upper Deck: 60 ft. above ground level
 Surface: A-Turf Titan 50

Restrooms: 135 locations
 Drainage: Subsurface pipes
 Parking Facilities: 12,000 cars, 300 buses ,
 250 campers
 Current Surface Installed: 2011
 Stadium Lighting: Sideline, 180 ft. candles;
 Mid-field, 300 ft. candles
 First Regular Season Game: Bills 9, Jets 7 (9/30/73)
 Largest Crowd: 80,368 vs. Miami, 10/4/92.


RALPH WILSON STADIUM SEATING CHART



HISTORY

ADPRO SPORTS TRAINING CENTER

The ADPRO Sports Training Center redefines the state-of-the-art for indoor practice facilities. Construction of the facility began in March of 1995 and was completed in September of the same year. The 95,000 square-foot construction is 12 stories high and is large enough to duplicate the stadium field, including a new Field Turf surface. The building features a 20-foot wide rubberized track which runs around the field and is 1/5 of a mile in distance.



RALPH WILSON STADIUM HISTORY/RENOVATIONS

HOME FIELD HISTORY

- When the Buffalo Bills began play in 1960, their home venue was War Memorial Stadium. Built in 1936, the “Rockpile” was a 36,500-seat facility located in Buffalo at Jefferson and Best streets. In 1965, the open air, natural grass facility was expanded by adding an upper deck to increase capacity to 46,206.
- Years of extreme weather and the popularity of the Bills led to the creation of a larger facility. A 113-acre tract of land approximately 30 minutes from downtown Buffalo was selected and groundbreaking ceremonies were conducted in Orchard Park on April 4, 1972 for the new football complex. To form the lower level of the stadium, more than 370,000 feet of shale were removed – putting the field 50 feet below ground level. Construction was completed in slightly over 14 months and on August 17, 1973, the stadium was officially opened as the Bills played host to the Washington Redskins.
- Since the stadium’s original construction, the facility has seen many changes. In 1984, the stadium’s capacity was increased to 80,290 with the addition of 16 executive suites on the top floor of the administration building. Eight years later, 24 more suites were constructed in the west end zone and shared restrooms were added to the original suites. The Red Zone and Goal Line indoor clubs were added in 1994, offering fans a comfortable atmosphere as each of the two blocks of 500 seats are enclosed in glass. Also in 1994, 14 new suites were added, bringing the grand total to 88 luxury boxes. The 1994 expansion project also brought the team the largest JumboTron in the United States. This mammoth videoboard measured 31.5 feet high by 41.5 feet wide. Some of the capabilities of the videoboard include full-color instant replays, live action shots, crowd shots, out-of-town highlights, animations and various in-stadium shots from cameras exclusive to videoboard usage. In addition, a black and white Daktronics Scoreboard matrix system designed to complement the Sony JumboTron was installed.
- In 1999 crews completed a seven-month stadium overhaul that included constructing 76 brand-new dugout suites and two new enclosed club sections each containing 500 seats. Fans in the dugout suites watch the action just 40 rows from the field. In addition, the Bills replaced 6,800 seats in the sideline club sections with revolutionary contoured heated seats, the first of their kind in North America. Renovations also included four new restroom towers, upgraded stadium lighting and a state-of-the-art sound system.
- In 2007, the Bills introduced a new Mitsubishi high definition LED video display scoreboard measuring 33.5 feet by 82.8 feet. The accompanied new HD Digital Screen Controller allowed for simultaneous display of up to three multiple images (or one full screen image). This installation was only the second true high definition display in the NFL, largely as a result of the integral HD Processor used to produce the necessary lines of resolution (1080), to accurately depict an HD image. In addition, the Bills installed over 1,000 feet of Mitsubishi Diamond Vision LED Ribbon Boards on the fascia of the bowl seating areas. The traditional scoring system is encompassed within this state-of-the-art display along with dynamic sponsor ads, player/team statistics and fan prompts.
- In 2011, the team installed a new playing surface, A-Turf Titan. It is the top synthetic turf system available and is noted as the industry’s top performing system by providing the perfect balance of traction, foot release and unparalleled durability.

STADIUM RENOVATIONS

- In 2013, a \$130 million construction project was unveiled that includes renovations and improvements to Ralph Wilson Stadium. Work also includes new technology implementation, a new west end plaza that is inclusive of a new team store and enhanced gate entries, renovated and expanded concessions, restrooms and a training facility. Construction began in May 2013 and was completed at the start of the 2014 season.

FAN INFORMATION

Ralph Wilson Stadium Policies

Until further notice, anyone attending a Bills game at Ralph Wilson Stadium will be subject to a voluntary security inspection, administered by a screener prior to gate entry. Guests who appear to be intoxicated and/or unmanageable will not be permitted into the stadium.

To limit the potential wait time you could experience with gate entry, Stadium Management has a few suggestions:

- Arrive at the stadium gates as early as possible (gates open 1 ½ hours prior to kickoff).
- Guests should limit the number of items that are brought with them to minimize search time.
- Please follow all signage and direction from security personnel.
- If you give tickets to people who may not be familiar with stadium security policies, please alert your guests to these measures.

Permitted Items

- Additional clothing and blankets (must be carried loosely)
- Clear Bags smaller than 12"x12"x6"
- One gallon clear plastic freezer bags
- Small clutch bag approximately the size of a hand (4.5" x 6.5"), with or without a handle or strap
- Binoculars
- Cameras with lenses shorter than six (6) inches
- Food – unopened, single serve containers carried in an approved size clear plastic bag
- Small, pocket-sized electronic devices such as radios (guests will be asked to turn them on for inspection)

Prohibited Items

- ** NEW – battery operated clothing socks, jackets, etc.) **
- Alcoholic beverages, illegal substances
- Animals (with the exception of service animals for guests with disabilities)
- Bags, camera bags, backpacks, any bag larger than 12" x 6" x 12"
- Beach balls, footballs, balls, inflatable devices (balloons)
- Bottles, cans, thermoses, and other beverage containers
- Cameras with lenses longer than six (6) inches
- Clothing or material with profane language or obscene graphics
- Drones, Unmanned Aircraft Devices
- Fireworks
- Headwear or clothing that may impede the view of guests
- Laptop computers, radios
- Laser pointer devices, noisemakers
- Promotional materials not approved by the Bills



- Seat cushions larger than 15" x 15" or that contain armrests, zippers, pockets, flaps or metal backs
- Selfie sticks, sticks or poles
- Strollers
- Tobacco products - including cigarettes/ electronic cigarettes, chewing tobacco, lighters/ matches
- Umbrellas
- Video cameras, monopods and tripods
- Weapons (knives, box-cutters, firearms, etc.)
- ANY OTHER ITEM DEEMED DANGEROUS OR INAPPROPRIATE

Any attempt to bring alcohol into the stadium will be considered a violation of the Bills Guest Code of Conduct and will result in the guest being ejected, and may result in arrest and/or ticket purchase privileges being revoked. of Conduct and will result in the guest being ejected and may result in arrest and/or ticket purchasing privileges being revoked.

Thank you for creating an exciting, family-friendly atmosphere! Please remember:

- For the safety and comfort of all guests attending Bills home games, Ralph Wilson Stadium is a no smoking venue. Smoking is prohibited inside all areas of the stadium including entry gates, concourses, seating areas, and all suites and clubs. Tobacco products, including cigarettes, electronic cigarettes and chewing tobacco, and matches or lighters are prohibited items and not permitted in Ralph Wilson Stadium. There are no designated smoking areas in the stadium and re-entry is prohibited.
- Drink RESPONSIBLY.
- Fighting and vulgar language is prohibited.
- Treat all fans, including visiting team fans, with respect.
- Excessive Standing; Spontaneous reactions during exciting plays within the game are expected and encouraged, but your continued standing when most other fans are sitting is not permitted.
- If you SEE SOMETHING, SAY SOMETHING!

BUFFALO BILLS RADIO NETWORK

On January 4, 2012 the Buffalo Bills announced a multi-year radio broadcasting partnership with Entercom Communications to broadcast all Bills football games on WGR (550 AM) in Buffalo beginning with the 2012 season. The Buffalo Bills Radio Network can also be heard on Entercom's WCMF (96.5 FM) and WROC (950 AM) in Rochester as well as 19 stations throughout the New York State region.

As the home of Buffalo Bills football, WGR 550 carries all Bills football games through the season. Entercom's WBEN had previously been the flagship station of the Bills from 1979-1989 and again from 1994-1997.

Murphy will continue to handle the play-by-play duties with the color commentary coming from former Bills defensive back Mark Kelso.

Murphy is entering his 29th season as part of the broadcast team and 12th as the play-by-play voice of the Bills.



Kelso enters his 11th season as the color analyst for the Buffalo Bills Radio Network. Known for his intelligence and savvy on the field, Kelso supplies those same intangibles to the Bills broadcast team. Kelso enjoyed an eight-year NFL career with Buffalo (1986-1993) and served as the starting free safety for the final seven seasons of his career.

The John Murphy Show – hosted by Buffalo Bills radio play-by-play voice John Murphy – is entering its fifth year.



Presented by NOCO, The John Murphy Show broadcasts live throughout the year from One Bills Drive on weekdays from 12-3 PM and can be heard on the local airwaves via WGR 550 (Buffalo) and Sports Radio 950 AM ESPN (Rochester), as well as on the Buffalo Bills Mobile App.

The show provides guests, player interviews, local call-in segments and unprecedented access to the team. The John Murphy Show has featured more than unique guests, including exclusive interviews with national media personalities such as ESPN's Adam Schefter and Chris Berman to Bills head coach Rex Ryan and former Bills Hall of Fame quarterback Jim Kelly.

"As we move into the fifth year of the radio show and a new time slot, I'm very excited about what's in store for the team and for our radio listeners. I think we've established ourselves as the 'go-to' source of information and entertainment about the Bills on the radio," said Murphy. "I love interacting with Bills fans from Western New York and all over the continent, and I look forward to hearing from more of them in the upcoming season."

The John Murphy Show launched in Buffalo on July 26, 2012 and debuted in the Rochester market on April 15, 2013.



MSG WESTERN NEW YORK

MSG Networks (NYSE:MSGN) and Pegula Sports and Entertainment announced on June 19, 2016 a new, long-term rights agreement for Buffalo Sabres games and comprehensive programming partnership that will include programming relating to other Pegula Sports and Entertainment properties, such as the Buffalo Bills.

Under the arrangement, MSG Networks – home to Buffalo Sabres games since 2005 -- will continue as the exclusive regional telecast partner of the Buffalo Sabres, and will continue to distribute a full

schedule of Sabres games, including pre and post-game coverage. The Buffalo Sabres scored the highest local television ratings of any team in the United States last season, an increase of 60% from the prior year. Rick Jeanneret – recipient of the Foster Hewitt Memorial Award for hockey broadcasting and longest-tenured play-by-play announcer in NHL history – will continue as play-by-play announcer for the 2016-17 season alongside Sabres alumnus and color commentator, Rob Ray.



In addition, MSG Networks will serve as the home to other Pegula Sports and Entertainment programming, which will be branded “MSG Western New York” in recognition of the connection of this programming to Western

New York viewers. In addition to Buffalo Sabres hockey, MSG Western New York branded programming will include Buffalo Bills programming such as The Rex Ryan Show, Bills All Access and Bills Tonight and beginning in the fall, a live block of programming dedicated to the Buffalo Sabres and Buffalo Bills.



“MSG Networks is thrilled to renew and expand our long-standing partnership with

the Buffalo Sabres and Pegula Sports and Entertainment,” said Andrea Greenberg, president and CEO, MSG Networks. “As the NHL team with the highest local television ratings in the United States, Sabres games are the kind of live, valuable programming our viewers and distributors have come to expect from MSG Networks. We are particularly pleased that we were able to expand the relationship to include programming relating to other Pegula Sports and Entertainment properties and create new and compelling programs for our viewers. We would also like to say how proud we are to be partners with Terry and Kim Pegula and their team at Pegula Sports and Entertainment. We admire their dedication and commitment to Western New York and look forward to continuing to build upon our already strong partnership throughout the term of this new, long-term arrangement.”

“I would like to thank MSG Networks for their long standing commitment to the Buffalo Sabres and our fans,” said Terry Pegula, Owner of the Buffalo Sabres and Buffalo Bills. “The opportunity to extend and expand our partnership, including the launch of the MSG Western New York brand will be a great opportunity for our fans to stay connected to the teams they love.”



American Heart Association

On October 5, Bills players visited Martin Road Elementary in Lackawanna to help launch the Play 60 Challenge and the Independent Health Foundation's Fitness for Kids Challenge. QB Tyrod Taylor was welcomed into the school by students who were excited to meet the Bills players in attendance.



During August 2015, the Buffalo Bills were proud to recognize USA Football Month at their home preseason games. Youth football teams were honored throughout the month, including the WNY Pop Warner Junior Bills who welcomed Bills players, including CB Ronald Darby to the field at the Bills vs. Panthers game.

HISTORY



The Buffalo Bills celebrated breast cancer survivorship as part of the NFL's "A Crucial Catch" campaign during the Bills vs. Giants game in October 2015. The gameday celebration include survivors forming stampede row to welcome players, including DT Marcell Dareus to the field.



WALTER PAYTON
MAN OF THE YEAR

2015

The 2015 Buffalo Bills Walter Payton Man of the Year was C Eric Wood. Wood earned this award for his excellence on-and-off the field. He and his wife, Leslie Wood, accepted the award at an Eric Wood Foundation event in December.



2016 PLAYERS

ALPHABETICAL ROSTER

as of June 27, 2016

49	Albright, Bryson	LB	6-5	225	3/15/1994	R	Miami (OH)	Cincinnati, Ohio	UFA-16
57	Alexander, Lorenzo	LB	6-1	245	5/31/1983	10	California	Berkeley, Calif.	FA-16
16	Allen, Davonte	WR	6-2	201	3/6/1993	R	Marshall	Belle Glade, Fla.	UFA-16
33	Anderson, Colt	S	5-10	195	10/25/1985	7	Montana	Butte, Mont.	FA-16
86	Annen, Blake	TE	6-4	247	5/28/1991	2	Cincinnati	Upper Arlington, Ohio	FA-16
21	Arenas, Javier	CB	5-9	197	10/28/1987	6	Alabama	Tampa, Fla.	FA-16
98	Barnes, T.J.	DT	6-7	364	6/14/1990	3	Georgia Tech	Montgomery, Ala.	FA-15
26	Blanton, Robert	S	6-1	200	9/7/1989	5	Notre Dame	Clackamas, Ore.	FA-16
17	Boykin, Jarrett	WR	6-2	215	11/4/1989	4	Virginia Tech	Chattanooga, Tenn.	FA-16
52	Brown, Preston	LB	6-1	251	10/27/1992	3	Louisville	Cincinnati, Ohio	D3-14
53	Brown, Zach	LB	6-1	248	10/23/1989	5	North Carolina	Columbia, Md.	FA-16
97	Bryant, Corbin	DT	6-4	300	1/4/1988	4	Northwestern	Chicago, Ill.	FA-12
39	Butler, Mario	CB	6-1	187	10/20/1988	2	Georgia Tech	Jacksonville, Fla.	FA-13
2	Carpenter, Dan	K	6-2	228	11/25/1985	9	Montana	Helena, Mont.	FA-13
87	Chambers, Gary	WR	6-4	215	3/15/1993	R	Arizona State	Glendale, Ariz.	UFA-16
85	Clay, Charles	TE	6-3	255	2/13/1989	6	Tulsa	Little Rock, Ark.	FA-15
28	Darby, Ronald	CB	5-11	193	1/2/1994	2	Florida State	Oxon Hill, Md.	D2-15
99	Dareus, Marcell	DT	6-3	331	3/13/1990	6	Alabama	Huffman, Ala.	D1-11
74	Douzable, Leger	DE	6-4	284	5/31/1986	7	Central Florida	Tampa, Fla.	FA-16
31	Dowling, Jonathan	DB	6-3	190	12/8/1991	2	Western Kentucky	Bradenton, Fla.	FA-15
82	Dray, Jim	TE	6-5	255	12/31/1986	7	Stanford	Paramus, N.J.	FA-16
81	Easley, Marcus	WR	6-2	217	11/2/1987	5	Connecticut	Stratford, Conn.	D4-10
93	Edwards, Lavar	DE	6-4	275	4/29/1990	3	LSU	Pretia, La.	FA-15
75	Enemkपाल, IK	DE	6-1	261	7/3/1991	3	Louisiana Tech	Plugerville, Texas	W-15 (NYJ)
42	Felton, Jerome	FB	6-0	248	7/3/1986	9	Furman	Duren, Germany	FA-15
69	Ferguson, Reid	LS	6-2	244	3/24/1994	R	LSU	Buford, Ga.	UFA-16
4	Gay, Jordan	K	6-0	200	3/29/1990	3	Centre	Danville, Ky.	FA-14
35	Gillislee, Mike	RB	5-11	219	11/1/1990	3	Florida	DeLand, Fla.	FA-15
24	Gilmore, Stephon	CB	6-1	190	9/19/1990	5	South Carolina	Rock Hill, S.C.	D1-12
77	Glenn, Cordy	T	6-6	345	9/18/1989	5	Georgia	Riverdale, Ga.	D2-12
88	Goodwin, Marquise	WR	5-9	179	11/19/1990	3	Texas	Garland, Texas	D3-13
89	Gragg, Chris	TE	6-3	244	6/30/1990	4	Arkansas	Warren, Ark.	D7-13
20	Graham, Corey	S	6-0	196	7/25/1985	10	New Hampshire	Buffalo, N.Y.	FA-14
48	Gronkowski, Glenn	FB	6-3	234	3/25/1993	R	Kansas State	Amherst, N.Y.	UFA-16
72	Groy, Ryan	G	6-5	320	9/30/1990	3	Wisconsin	Middleton, Wis.	FA-15
80	Hankerson, Leonard	WR	6-2	211	1/30/1989	6	Miami	Fort Lauderdale, Fla.	FA-15
66	Henderson, Seantrel	T	6-7	331	1/21/1992	3	Miami	St. Paul, Minn.	D7b-14
47	Herron, Boom	RB	5-10	213	3/21/1989	3	Ohio State	Warren, Ohio	FA-16
55	Hughes, Jerry	DE	6-2	254	8/13/1988	7	Texas Christian	Sugar Land, Texas	TR-13 (IND)
64	Incognito, Richie	G	6-3	319	7/5/1983	10	Nebraska	Englewood, N.J.	FA-15
58	Johnson, Randall	LB	6-4	245	3/23/1991	3	Florida Atlantic	Miami, Fla.	D7a-14
7	Jones, Cardale	QB	6-5	250	9/29/1992	R	Ohio State	Cleveland, Ohio	D4-16
71	Kouandjio, Cyrus	T	6-7	322	7/21/1993	2	Alabama	Hyattsville, Md.	D2-14
67	Kugler, Robert	C	6-3	300	12/11/1992	R	Purdue	Pittsburgh, Pa.	UFA-16
60	Lalk, Jamison	G	6-6	304	12/7/1992	R	Iowa State	Council Bluffs, Iowa	UFA-16
96	Lattimore, Jamari	LB	6-2	229	10/6/1998	6	Middle Tennessee St.	Miami, Fla.	FA-16
91	Lawson, Manny	LB	6-5	240	7/3/1984	10	North Carolina State	Goldsboro, N.C.	FA-13
90	Lawson, Shaq	DE	6-3	270	6/17/1994	R	Clemson	Central, S.C.	D1-16
13	Lewis, Dezmin	WR	6-4	214	12/5/1992	1	Central Arkansas	Mesquite, Texas	D7-15
18	Listenbee, Kolby	WR	6-1	183	1/25/1994	R	Texas Christian	Arlington, Texas	D6a-16
15	Little, Greg	WR	6-2	220	5/30/1989	5	North Carolina	Durham, N.C.	FA-16
73	Lucas, Marquis	T	6-4	318	3/25/1993	R	West Virginia	Miami, Fla.	UFA-16
3	Manuel, EJ	QB	6-4	237	3/19/1990	4	Florida State	Virginia Beach, Va.	D1-13
62	Martin, Chris	T	6-5	303	1/4/1990	1	Central Florida	Fort Walton Beach, Fla.	FA-16
25	McCoy, LeSean	RB	5-11	208	7/12/1988	8	Pittsburgh	Harrisburg, Pa.	TR-15 (PHI)
36	Meeks, Jonathan	S	6-0	209	11/8/1989	3	Clemson	Rock Hill, S.C.	D5-13
76	Miller, John	G	6-2	303	8/12/1993	2	Louisville	Miami, Fla.	D3-15
79	Mills, Jordan	T	6-5	316	12/24/1990	4	Louisiana Tech	Thibodaux, La.	FA-15
41	Moore, Sterling	CB	5-10	202	2/3/1990	6	Southern Methodist	Antioch, Calif.	FA-16
9	Morgan, Marshall	K	6-3	194	11/28/1993	R	Georgia	Ft. Lauderdale, Fla.	UFA-16
84	O'Leary, Nick	TE	6-3	252	8/31/1992	1	Florida State	Palm Beach, Fla.	D6b-15
19	Powell, Walter	WR	6-0	189	11/23/1991	2	Murray State	St. Louis, Mich.	FA-15
59	Ragland, Reggie	LB	6-2	252	9/23/1993	R	Alabama	Madison, Ala.	D2-16
51	Reddick, Kevin	LB	6-1	240	12/28/1989	3	North Carolina	New Bern, N.C.	W-15 (CAR)
56	Reed, Cedric	DE	6-5	269	10/9/1992	1	Texas	Cleveland, Texas	UFA-15
75	Renfrow, Justin	OT	6-6	310	11/23/1989	1	Miami	Morrisville, Pa.	TRYOUT
68	Richardson, Cyril	G	6-5	343	12/27/1990	2	Baylor	Fort Worth, Texas	D5-14
37	Robey, Nickell	CB	5-8	165	1/17/1992	4	Southern California	Frostproof, Fla.	UFA-13
11	Salas, Greg	WR	6-2	210	8/25/1988	5	Hawaii	Chino, Calif.	FA-15
65	Sanborn, Garrison	LS	6-1	240	7/31/1985	8	Florida State	Tampa, Fla.	FA-09
6	Schmidt, Colton	P	5-11	224	10/27/1990	3	California-Davis	Bakersfield, Calif.	FA-14

ALPHABETICAL ROSTER, CONTINUED

44	Seamster, Sammy	CB	6-0	205	2/5/1991	2	Middle Tennessee St.	Ooltewah, Tenn.	FA-15
45	Seymour, Kevon	CB	6-0	185	11/30/1993	R	Southern California	Pasadena, Calif.	D6b-16
50	Striker, Eric	LB	6-0	221	10/1/1993	R	Oklahoma	Tampa, Fla.	UFA-16
5	Taylor, Tyrod	QB	6-1	215	8/3/1989	6	Virginia Tech	Hampton, Va.	FA-15
54	Valles, Max	DE	6-4	250	8/5/1994	1	Virginia	Sicklerville, N.J.	FA-15
61	Velasco, Fernando	CT	6-4	310	2/22/1985	6	Georgia	Wrens, Ga.	FA-16
92	Washington, Adolphus	DT	6-4	295	11/24/1992	R	Ohio State	Cincinnati, Ohio	D3-16
14	Watkins, Sammy	WR	6-1	211	6/14/1993	3	Clemson	Fort Myers, Fla.	D1-14
30	White, Corey	CB	6-1	210	5/9/1990	5	Samford	Dunwoody, Ga.	FA-16
38	Wilder Jr, James	RB	6-3	232	4/14/1992	1	Florida State	Tampa, Fla.	FA-16
23	Williams, Aaron	S	6-0	199	4/23/1990	6	Texas	Round Rock, Texas	D2-11
27	Williams, Duke	S	5-11	201	10/15/1990	4	Nevada	Reno, Nev.	D4-13
40	Williams, Jonathan	RB	6-0	223	2/2/1994	R	Arkansas	Allen, Texas	D5-16
29	Williams, Karlos	RB	6-1	230	5/4/1993	2	Florida State	Davenport, Fla.	D5-15
95	Williams, Kyle	DT	6-1	303	6/10/1983	11	LSU	Ruston, La.	D5a-06
70	Wood, Eric	C	6-4	310	3/18/1986	8	Louisville	Cincinnati, Ohio	D1b-09
10	Woods, Robert	WR	6-0	190	4/10/1992	4	Southern California	Carson, Calif.	D2a-13
94	Worthy, Jerel	DE	6-2	308	4/26/1990	3	Michigan State	Huber Heights, Ohio	FA-15
63	Zimmer, Justin	DT	6-3	292	10/23/1992	R	Ferris State	Greenville, Mich.	UFA-16

NUMERICAL ROSTER

2	Dan Carpenter	28	Ronald Darby	55	Jerry Hughes	77	Cordy Glenn
3	EJ Manuel	29	Karlos Williams	56	Cedric Reed	79	Jordan Mills
4	Jordan Gay	30	Corey White	57	Lorenzo Alexander	80	Leonard Hankerson
5	Tyrod Taylor	31	Jonathan Dowling	58	Randell Johnson	81	Marcus Easley
6	Colton Schmidt	33	Colt Anderson	59	Reggie Ragland	82	Jim Dray
7	Cardale Jones	35	Mike Gillislee	60	Jamison Lalk	84	Nick O'Leary
9	Marshall Morgan	36	Jonathan Meeks	61	Fernando Velasco	85	Charles Clay
10	Robert Woods	37	Nickell Robey	62	Chris Martin	86	Blake Amen
11	Greg Salas	38	James Wilder Jr.	63	Justin Zimmer	87	Gary Chambers
13	Dezmin Lewis	39	Mario Butler	64	Richie Incognito	88	Marquise Goodwin
14	Sammy Watkins	40	Jonathan Williams	65	Garrison Sanborn	89	Chris Gragg
15	Greg Little	41	Sterling Moore	66	Seantrel Henderson	90	Shaq Lawson
16	Davonte Allen	42	Jerome Felton	67	Robert Kugler	91	Manny Lawson
17	Jarrett Boykin	44	Sammy Seamster	68	Cyril Richardson	92	Adolphus Washington
18	Kolby Listenbee	45	Kevon Seymour	69	Reid Ferguson	93	Lavar Edwards
19	Walter Powell	47	Boom Herron	70	Eric Wood	94	Jerel Worthy
20	Corey Graham	48	Glenn Gronkowski	71	Cyrus Kouandjio	95	Kyle Williams
21	Javier Arenas	49	Bryson Albright	72	Ryan Groy	96	Jamari Lattimore
23	Aaron Williams	50	Eric Striker	73	Marquis Lucas	97	Corbin Bryant
24	Stephon Gilmore	51	Kevin Reddick	74	Leger Douzable	98	T.J. Barnes
25	LeSean McCoy	52	Preston Brown	75	IK Enekpali	99	Marcell Dareus
26	Robert Blanton	53	Zach Brown	75	Justin Renfrow		
27	Duke Williams	54	Max Valles	76	John Miller		

UPDATED BUFFALO BILLS PLAYER BIOS

Due to the fact that player bios are updated weekly throughout the season, the full bios are not included in the hard copy of the media guide. Player bios are available on the Bills media website (www.buffalobills.com/media) or by contacting the Bills Media Relations department for an updated printed version.

UPDATED BUFFALO BILLS RECORD BOOK

The Bills record book is also not included in the hard copy of the media guide. The fully updated record book is available on the Bills media website (www.buffalobills.com/media) or by contacting the Bills Media Relations department for an updated printed version. The record book is updated every week throughout the season.

If there are elements you would like to see on the media site or if you have any comments regarding the Bills 2016 Media Guide and the options provided to media, we encourage you to contact a member of the Bills Media Relations staff. We are constantly striving to make the site your first, and best, resource when covering the Bills.

49

HEIGHT: 6-5
WEIGHT: 225
AGE: 22
HOMETOWN: Cincinnati, Ohio
COLLEGE: Miami (OH)

YEARS NFL/BILLS: R/R
HOW ACQUIRED: UFA-16
2015 GAMES PLAYED/STARTED: 0/0
CAREER GAMES PLAYED: 0/0

BRYSON ALBRIGHT - LB**CAREER**

Signed with the Bills as an undrafted free agent after the 2016 NFL Draft. Graduated from the Miami of Ohio and was named Miami's Defensive Lineman of

the Year in 2014. Finished his career with 12 sacks and 129 tackles.

57

HEIGHT: 6-1
WEIGHT: 245
AGE: 33
HOMETOWN: Berkeley, California
COLLEGE: California

YEARS NFL/BILLS: 10/1
HOW ACQUIRED: FA-16
2015 GAMES PLAYED/STARTED: 16/0
CAREER GAMES PLAYED: 127/16

**LORENZO ALEXANDER - LB****CAREER**

Signed to the Bills on April 12, 2016. He entered the NFL as an undrafted free agent with the Carolina Panthers. Was a member of the Pro Bowl in 2012 as a member of the Washington Redskins. Has played 10

years in the league with the Carolina Panthers, Baltimore Ravens, Washington Redskins, Arizona Cardinals, and Oakland Raiders. In his career has compiled 192 tackles, nine sacks, and three forced fumbles.

16

HEIGHT: 6-2
WEIGHT: 201
AGE: 23
HOMETOWN: Belle Glade, Florida
COLLEGE: Marshall

YEARS NFL/BILLS: R/R
HOW ACQUIRED: UFA-16
2015 GAMES PLAYED/STARTED: 0/0
CAREER GAMES PLAYED: 0/0

DAVONTE ALLEN - WR**CAREER**


Joined the Bills as an undrafted free agent after the 2016 NFL Draft. Finished his career at Marshall with


897 receiving yards and eight touchdowns.

BUFFALO BILLS RECORD BOOK**MOST SACKS, CAREER**

<i>Player, Years</i>	<i>Sacks</i>
1. Bruce Smith, 1985-1999	171.0
2. Aaron Schobel, 2001-2009	78.0
3. Phil Hansen, 1991-2001	61.5
4. Cornelius Bennett, 1987-1995	52.5



33  **HEIGHT:** 5-10 **YEARS NFL/BILLS:** 7/1
WEIGHT: 195 **HOW ACQUIRED:** FA-16
AGE: 30 **2015 GAMES PLAYED/STARTED:** 14/1
HOMETOWN: Butte, Montana **CAREER GAMES PLAYED:** 77/7
COLLEGE: Montana

COLT ANDERSON - S 

 **CAREER**

Signed to the Bills on April 12, 2016. Entered the NFL as an undrafted free agent with the Minnesota Vikings. Has 104 tackles, four passes defended, and two

forced fumbles in 77 career games with the Philadelphia Eagles and Indianapolis Colts.

86  **HEIGHT:** 6-4 **YEARS NFL/BILLS:** 2/1
WEIGHT: 247 **HOW ACQUIRED:** FA-15
AGE: 25 **2015 GAMES PLAYED/STARTED:** 0/0
HOMETOWN: Upper Arlington, Ohio **CAREER GAMES PLAYED:** 5/0
COLLEGE: Cincinnati

BLAKE ANNEN - TE 

 **CAREER**

Signed to the Bills practice squad on December 15, 2015. Entered the league as an undrafted free agent with the Philadelphia Eagles. Has spent two years

in the league playing in five games with the Chicago Bears. Has spent time on the New Orleans Saints and Green Bay Packers practice squad.

21  **HEIGHT:** 5-9 **YEARS NFL/BILLS:** 6/1
WEIGHT: 197 **HOW ACQUIRED:** FA-16
AGE: 28 **2015 GAMES PLAYED/STARTED:** 0/0
HOMETOWN: Tampa, Florida **CAREER GAMES PLAYED:** 69/12
COLLEGE: Alabama

JAVIER ARENAS - CB 

 **CAREER**

Signed to the Bills on February 3, 2016. Drafted by the Kansas City Chiefs in the second round (50th overall) in the 2010 NFL Draft. Has played in 69 career games totaling 158 tackles, five sacks, 23 passes defended,

two interceptions and three forced fumbles. Has spent time with the Arizona Cardinals, Atlanta Falcons, and New York Jets.

BUFFALO BILLS RECORD BOOK

YARDS PER CARRY, SINGLE SEASON

Rank		YPC
T1.	O.J. Simpson, 1973	6.0
T1.	C.J. Spiller, 2012	6.0
3.	Wray Carlton, 1962	5.6
4.	O.J. Simpson, 1975	5.5
5.	Fred Jackson, 2011	5.5




98**HEIGHT:** 6-7**WEIGHT:** 364**AGE:** 26**HOMETOWN:** Montgomery, Alabama**COLLEGE:** Georgia Tech**YEARS NFL/BILLS:** 3/2**HOW ACQUIRED:** FA-15**2015 GAMES PLAYED/STARTED:** 10/1**CAREER GAMES PLAYED:** 16/1**T.J. BARNES - DT****CAREER**

Claimed by the Bills on December 1, 2015 after being waived by the New York Jets. Appeared in four games for the Bills last season, starting in one.

26**HEIGHT:** 6-1**WEIGHT:** 200**AGE:** 26**HOMETOWN:** Clackamas, Oregon**COLLEGE:** Notre Dame**YEARS NFL/BILLS:** 5/1**HOW ACQUIRED:** FA-16**2015 GAMES PLAYED/STARTED:** 16/1**CAREER GAMES PLAYED:** 60/17**ROBERT BLANTON - S****CAREER**

Signed with the Bills on March 18, 2016. Spent the previous four seasons with the Minnesota Vikings. Has played in 60 career games compiling 213 tackles, five passes defended and one interception.

17**HEIGHT:** 6-2**WEIGHT:** 215**AGE:** 26**HOMETOWN:** Chattanooga, Tennessee**COLLEGE:** Virginia Tech**YEARS NFL/BILLS:** 4/1**HOW ACQUIRED:** FA-16**2015 GAMES PLAYED/STARTED:** 0/0**CAREER GAMES PLAYED:** 39/11**JARRETT BOYKIN - WR****CAREER**

Signed a future contract with the Buffalo Bills on January 6, 2016. Spent three seasons with the Green Bay Packers playing in 39 games, totaling 731 receiving yards and three touchdowns. Played three years at Virginia Tech with Tyrod Taylor.

BUFFALO BILLS RECORD BOOK**MOST INTERCEPTIONS, CAREER**

<i>Player, Years</i>	<i>Interceptions</i>
1. Tony Greene, 1971-1979	37
2. Nate Clements, 2001-2006	23
3. Jairus Byrd, 2009-2013	22
4. Mike Stratton, 1962-1972	18
Henry Jones, 1991-2000	18



52



HEIGHT: 6-1
WEIGHT: 251
AGE: 23
HOMETOWN: Cincinnati, Ohio
COLLEGE: Louisville

YEARS NFL/BILLS: 3/3
HOW ACQUIRED: D3-14
2015 GAMES PLAYED/STARTED: 16/16
CAREER GAMES PLAYED: 32/30

PRESTON BROWN - LB



CAREER

Drafted by the Bills in the third round (73rd overall) in the 2014 NFL Draft. Has played in all 32 games, starting 30, since being drafted. Has recorded 229 tackles, three interceptions and one touchdown. Played four years at Louisville (2010-13) and started 37 of 52 career games played while finishing his career with 301 tackles, seven sacks, 26 tackles for a loss, three forced fumbles, two fumble recoveries, five passes defended and one interception. He became just the 12th player to lead the team in tackles in multiple seasons since the Cardinals officially started compiling defensive records in 1962.



CAREER HIGHS

Tackles: 13, 9/14/14 vs. Miami
Tackles for Loss: 2, 11/30/14 vs. Cleveland
Interceptions: 2, 9/27/15 at Miami

53



HEIGHT: 6-1
WEIGHT: 248
AGE: 26
HOMETOWN: Columbia, Maryland
COLLEGE: North Carolina

YEARS NFL/BILLS: 5/1
HOW ACQUIRED: FA-16
2015 GAMES PLAYED/STARTED: 16/5
CAREER GAMES PLAYED: 49/33

ZACH BROWN - LB



CAREER

Signed with the Bills on April 4, 2016 after spending four season with the Tennessee Titans. Has played in

49 games totaling 195 tackles, ten sacks, six interceptions and two touchdowns.

97



HEIGHT: 6-4
WEIGHT: 300
AGE: 28
HOMETOWN: Chicago, Illinois
COLLEGE: Northwestern

YEARS NFL/BILLS: 4/3
HOW ACQUIRED: FA-12
2015 GAMES PLAYED/STARTED: 16/10
CAREER GAMES PLAYED: 48/12

CORBIN BRYANT - DT



CAREER

Signed with the Bills to a future contract on December 31, 2012. Joined the league in 2011 as an undrafted free agent with the Chicago Bears. Has played in 48

career games, starting in 12, has totaled 38 tackles, 2.5 sacks and one forced fumble.

39**HEIGHT:** 6-1**WEIGHT:** 187**AGE:** 27**HOMETOWN:** Jacksonville, Florida**COLLEGE:** Georgia Tech**YEARS NFL/BILLS:** 2/2**HOW ACQUIRED:** FA-13**2015 GAMES PLAYED/STARTED:** 13/1**CAREER GAMES PLAYED:** 14/1**MARIO BUTLER - CB****CAREER**

Appeared in 13 games for the Bills in 2015, accumulating five tackles and five passes defended. Originally signed to the Bills Practice Squad on November 19, 2013. He entered the NFL as an undrafted free agent

with the Dallas Cowboys in 2011. He spent portions of the 2011 and 2012 seasons on the Practice Squads of the Cowboys and Denver Broncos.

2**HEIGHT:** 6-2**WEIGHT:** 228**AGE:** 30**HOMETOWN:** Helena, Montana**COLLEGE:** Montana**YEARS NFL/BILLS:** 9/4**HOW ACQUIRED:** FA-13**2015 GAMES PLAYED/STARTED:** 16/0**CAREER GAMES PLAYED:** 124/0**DAN CARPENTER - K**

2009

**CAREER**

Signed by Buffalo on September 3, 2013 after originally entering the league as an undrafted free agent with the Dolphins in 2008. Enjoyed a career year in 2014, converting a career-best 34 made field goals, including six from 50+ yards. Has appeared in 124 career games and has made 217-256 (84.8%) field goals in his career. He is 251-259 (96.9%) on extra points.

**CAREER HIGHS**

Made FGs: 5, three times, most recently 9/14/14 vs. Miami

Long Field Goal: 60 yards, 12/5/10 vs. Cleveland

87**HEIGHT:** 6-4**WEIGHT:** 215**AGE:** 23**HOMETOWN:** Glendale, Arizona**COLLEGE:** Arizona State**YEARS NFL/BILLS:** R/R**HOW ACQUIRED:** UFA-16**2015 GAMES PLAYED/STARTED:** 0/0**CAREER GAMES PLAYED:** 0/0**GARY CHAMBERS - WR****CAREER**

Signed as an undrafted free agent with the Bills after the 2016 NFL Draft. Played four years with the Arizona

State Sun Devils. Played in 34 games, making 36 receptions for 690 yards and four touchdowns.

85



HEIGHT: 6-3
WEIGHT: 255
AGE: 27
HOMETOWN: Little Rock, Arkansas
COLLEGE: Tulsa

YEARS NFL/BILLS: 6/2
HOW ACQUIRED: FA-15
2015 GAMES PLAYED/STARTED: 13/13
CAREER GAMES PLAYED: 71/60

CHARLES CLAY - TE



CAREER

Signed as a free agent on March 19, 2015. Clay started 13 games in 2015 totaling 528 receiving yards and three touchdowns in his first season with Buffalo. In 2013, Clay was ranked 89th in the NFL Top 100 Players Poll. After originally being drafted by Miami in the sixth round of the 2011 NFL Draft, Clay has racked up 2,337 receiving yards on 212 receptions.

CAREER HIGHS

Receptions: 9, 10/04/15 vs. New York Giants
Receiving Yards: 114, 12/21/2014 vs. Minnesota
Touchdowns: 2, 12/08/2013 at Pittsburgh

28



HEIGHT: 5-11
WEIGHT: 193
AGE: 22
HOMETOWN: Oxon Hill, Maryland
COLLEGE: Florida State

YEARS NFL/BILLS: 2/2
HOW ACQUIRED: D2-15
2015 GAMES PLAYED/STARTED: 15/15
CAREER GAMES PLAYED: 15/15

RONALD DARBY - CB



CAREER

Selected in the second round (50th overall) of the 2015 NFL Draft. Started in 15 games his rookie year, leading the team in passes defended with 21 and added two interceptions. Named Rookie of the Month in September and was a finalist for Rookie of the Year. Darby played for three years at Florida State where he won numerous individual and team awards including ACC Defensive Rookie of the Year and FWAA Freshman All-American in 2012 along with three straight ACC titles from 2012-2014 and a BCS National Championship in 2014.

CAREER HIGHS

Tackles: 10, 11/8/15 vs. Miami
Passes Defended: 4, 9/27/15 at Miami

99



HEIGHT: 6-3
WEIGHT: 331
AGE: 26
HOMETOWN: Huffman, Alabama
COLLEGE: Alabama

YEARS NFL/BILLS: 6/6
HOW ACQUIRED: D1-11
2015 GAMES PLAYED/STARTED: 15/15
CAREER GAMES PLAYED: 78/75

MARCELL DAREUS - DT



CAREER

Drafted by Buffalo with the third overall selection in the 2011 NFL Draft. Has started 75-of-78 games played and has recorded 253 tackles (178 solo), 39 tackles for a loss and 30.5 sacks. In 2014, Dareus claimed his second straight Pro Bowl selection, notching career highs with 10 sacks and 12 tackles for loss. In 2013, Dareus set career highs with 71 tackles and earned his first Pro Bowl honor.

CAREER HIGHS

Tackles: 8, 12/1/13 vs. Atlanta
Sacks: 3.0, two times, most recently 11/9/14 vs. Kansas City

74**HEIGHT:** 6-4**WEIGHT:** 284**AGE:** 30**HOMETOWN:** Tampa, Florida**COLLEGE:** Central Florida**YEARS NFL/BILLS:** 9/1**HOW ACQUIRED:** FA-16**2015 GAMES PLAYED/STARTED:** 16/2**CAREER GAMES PLAYED:** 91/9**LEGERDOUZABLE - DE****CAREER**

Joined the Bills on June 13, 2016 as a free agent. Originally entered the league with the Minnesota Vikings as an undrafted free agent after the 2008 NFL Draft.

Has totaled 116 tackles in his career and five sacks. Has spent time with the New York Jets, Jacksonville Jaguars, St. Louis Rams, and the New York Giants.

31**HEIGHT:** 6-3**WEIGHT:** 190**AGE:** 24**HOMETOWN:** Bradenton, Florida**COLLEGE:** Western Kentucky**YEARS NFL/BILLS:** 2/1**HOW ACQUIRED:** FA-15**2015 GAMES PLAYED/STARTED:** 0/0**CAREER GAMES PLAYED:** 7/0**JONATHAN DOWLING - DB****CAREER**

Signed with the Bills on December 23, 2015. Entered the league with the Oakland Raiders as a seventh round (247th overall) draft pick in the 2014 NFL Draft.

Played seven career games with the Raiders and totaled four tackles. Also spent time with the Miami Dolphins.

82**HEIGHT:** 6-5**WEIGHT:** 255**AGE:** 29**HOMETOWN:** Paramus, New Jersey**COLLEGE:** Stanford**YEARS NFL/BILLS:** 7/1**HOW ACQUIRED:** FA-16**2015 GAMES PLAYED/STARTED:** 16/10**CAREER GAMES PLAYED:** 87/36**JIM DRAY - TE****CAREER**

Signed with the Bills on March 16, 2016. Entered the league as a seventh round (233rd overall) draft pick in the 2010 NFL Draft for the Arizona Cardinals. Has

played in 87 career games with the Cardinals and Cleveland Browns. Has 56 career receptions for 605 yards and three touchdowns.


BUFFALO BILLS RECORD BOOK**MOST PUNT RETURN YARDS, SEASON****Player, Year**

1. Roscoe Parrish, 2007
2. Leodis McKelvin, 2012
3. Donnie Walker, 1974
4. Kevin Williams, 1998

Punt Return Yards

440
431
384
369



81**HEIGHT:** 6-2**WEIGHT:** 217**AGE:** 28**HOMETOWN:** Stratford, Connecticut**COLLEGE:** Connecticut**YEARS NFL/BILLS:** 5/5**HOW ACQUIRED:** D4-10**2015 GAMES PLAYED/STARTED:** 13/0**CAREER GAMES PLAYED:** 42/0**MARCUSEASLEY - WR****CAREER**

Selected in the fourth round (107th overall) of the 2010 NFL Draft. Has played in 29 career games. In 2015, played in 13 games catching one pass for a 58 yard touchdown, and had 10 special teams tackles.

**CAREER HIGHS**

Special Teams Tackles: 4, 9/29/13 vs. Baltimore

93**HEIGHT:** 6-4**WEIGHT:** 275**AGE:** 26**HOMETOWN:** Gretna, Louisiana**COLLEGE:** LSU**YEARS NFL/BILLS:** 3/1**HOW ACQUIRED:** FA-15**2015 GAMES PLAYED/STARTED:** 1/0**CAREER GAMES PLAYED:** 12/1**LAVAREDWARDS - DE****CAREER**

Signed by the Bills on December 1st, 2015 off of the Dallas Cowboys practice squad. Originally was drafted by the Tennessee Titans in the fifth round (142 over-

all) in the 2013 NFL Draft. Has appeared in 12 games with the Titans, Cowboys and Bears and has totaled 10 tackles.

75**HEIGHT:** 6-1**WEIGHT:** 261**AGE:** 25**HOMETOWN:** Pflugerville, Texas**COLLEGE:** Louisiana Tech**YEARS NFL/BILLS:** 3/2**HOW ACQUIRED:** W-15 (NYJ)**2015 GAMES PLAYED/STARTED:** 11/0**CAREER GAMES PLAYED:** 17/0**IKENEMPALI - LB****CAREER**

Claimed by the Bills on August 13, 2015 after being waived by the Jets. Entered the league as the New York Jets sixth round pick (210th overall) in the 2014

NFL Draft. Appeared in 11 games for the Bills last season, compiling 13 tackles.

BUFFALO BILLS RECORD BOOK**MOST PUNTS, CAREER****Player, Years**

1. Brian Moorman, 2001-2013
2. Chris Mohr, 1991-2000
3. Paul Maguire, 1964-1970
4. John Kidd, 1984-1989

Punts

923
769
552
446



42**HEIGHT:** 6-0**WEIGHT:** 248**AGE:** 30**HOMETOWN:** Duren, Germany**COLLEGE:** Furman**YEARS NFL/BILLS:** 9/2**HOW ACQUIRED:** FA-15**2015 GAMES PLAYED/STARTED:** 16/8**CAREER GAMES PLAYED:** 117/46

2012

**JEROME FELTON - FB****CAREER**

Signed with the Bills on March 11th, 2015 after previously playing for the Minnesota Vikings for three seasons. The fullback in all 16 games, starting in eight, last season carrying the ball once for two yards and helped block for the number one rushing offense in the NFL. In 2012, Felton was a vital part of Adrian Peterson's 2,097 yard season. Over his career, Felton has played in 117 games, carried the ball 47 times and has averaged 3.5 yards per carry.

**CAREER HIGHS****Rushing Yards:** 21, 10/19/2014 at Buffalo**Long Rush:** 21, 10/19/2014 at Buffalo**Attempts:** 6, 12/12/2010 vs Green Bay**69****HEIGHT:** 6-2**WEIGHT:** 244**AGE:** 22**HOMETOWN:** Buford, Georgia**COLLEGE:** LSU**YEARS NFL/BILLS:** R/R**HOW ACQUIRED:** UFA-16**2015 GAMES PLAYED/STARTED:** 0/0**CAREER GAMES PLAYED:** 0/0**REID FERGUSON - LS****CAREER**

Signed with the Bills as an undrafted free agent after the 2016 NFL Draft. Was a four year starter at LSU han-

dling snaps for both punts and field goals.

4**HEIGHT:** 6-1**WEIGHT:** 200**AGE:** 26**HOMETOWN:** Danville, Kentucky**COLLEGE:** Centre College**YEARS NFL/BILLS:** 3/3**HOW ACQUIRED:** FA-14**2015 GAMES PLAYED/STARTED:** 14/0**CAREER GAMES PLAYED:** 30/0**JORDANGAY - K****CAREER**

Signed by the Bills on August 26, 2014 after spending time on the 2014 offseason rosters of the New York Giants and Carolina Panthers. Saw his first career regular season action with the Bills serving as a kickoff special-

ist in 2014. He recorded 49 touchbacks on 80 kickoffs, only allowing 31 returns during the '14 campaign and followed that up with 49 touchbacks on 83 kickoff attempts in 2015.

35



HEIGHT: 5-11
WEIGHT: 219
AGE: 25
HOMETOWN: DeLand, Florida
COLLEGE: Florida

YEARS NFL/BILLS: 3/2
HOW ACQUIRED: FA-15
2015 GAMES PLAYED/STARTED: 5/1
CAREER GAMES PLAYED: 8/1

MIKE GILLISLEE - RB



CAREER

Joined the Bills practice squad on November 4th, 2015. Was promoted to the 53-man roster on December 5th, 2015. Appeared in the Bills final five games, starting in one, rushing for 267 yards and three touchdowns.



CAREER HIGHS

Long Rush: 60, 12/20/15 at Washington

Rushing Yards: 93, 12/27/15 vs. Dallas

24



HEIGHT: 6-1
WEIGHT: 190
AGE: 25
HOMETOWN: Rock Hill, South Carolina
COLLEGE: South Carolina

YEARS NFL/BILLS: 5/5
HOW ACQUIRED: D1-12
2015 GAMES PLAYED/STARTED: 12/12
CAREER GAMES PLAYED: 53/51

STEPHON GILMORE - CB



CAREER

Drafted in the first round (10th overall) of the 2012 NFL Draft. Has started 51-of-53 games so far in his four seasons and has tallied 178 tackles (156 solo), nine interceptions and 50 passes defended. Started 12 games in 2015, recording 18 passes defended and tying his career-high with three interceptions.



CAREER HIGHS

Tackles: 7, two times, most recently 11/3/13 vs. Kansas City

Interceptions: 1, nine times, most recently 11/23/15 at New England

Passes Defended: 4, three times, most recently 11/23/15 at Tennessee

77



HEIGHT: 6-6
WEIGHT: 345
AGE: 26
HOMETOWN: Riverdale, Georgia
COLLEGE: Georgia

YEARS NFL/BILLS: 5/5
HOW ACQUIRED: D2-12
2015 GAMES PLAYED/STARTED: 16/16
CAREER GAMES PLAYED: 61/61

CORDY GLENN - T



CAREER

Drafted by the Bills in the second round (41st overall) in the 2012 NFL Draft. Glenn has started 61 games in his first four seasons. Helped pave the way for the

number one rushing offense in the NFL during the 2015 season.

88**HEIGHT:** 5-9**WEIGHT:** 179**AGE:** 25**HOMETOWN:** Garland, Texas**COLLEGE:** Texas**YEARS NFL/BILLS:** 3/3**HOW ACQUIRED:** D3-13**2015 GAMES PLAYED/STARTED:** 2/0**CAREER GAMES PLAYED:** 24/1**MARQUISEGOODWIN - WR****CAREER**

Drafted in the third round (78th overall) of the 2013 NFL Draft. Only appeared in two games in the 2015 season. For his career, he has 18 catches for 325 yards and three touchdowns.

**CAREER HIGHS**

Receptions: 6, 11/17/13 vs. New York Jets

Receiving Yards: 81, 11/17/13 vs. New York Jets

Touchdowns: 1, three times, most recently 11/17/13 vs. New York Jets

89**HEIGHT:** 6-3**WEIGHT:** 244**AGE:** 26**HOMETOWN:** Warren, Arkansas**COLLEGE:** Arkansas**YEARS NFL/BILLS:** 4/4**HOW ACQUIRED:** D7-13**2015 GAMES PLAYED/STARTED:** 13/4**CAREER GAMES PLAYED:** 32/10**CHRISGRAGG - TE****CAREER**

Drafted by Buffalo in the seventh round (222nd overall) of the 2013 NFL Draft. Played in 13 games with four

starts in his third NFL season. Finished the year with a career-high 12 receptions and 150 yards receiving.

20**HEIGHT:** 6-0**WEIGHT:** 196**AGE:** 30**HOMETOWN:** Buffalo, New York**COLLEGE:** New Hampshire**YEARS NFL/BILLS:** 10/3**HOW ACQUIRED:** FA-14**2015 GAMES PLAYED/STARTED:** 16/16**CAREER GAMES PLAYED:** 141/48**COREYGRAHAM - S**

2011

**CAREER**

Signed by the Bills on March 12, 2014 after playing the prior two seasons with the Baltimore Ravens. Originally selected by the Bears in the fifth round (168th overall) of the 2007 NFL Draft. Started in 16 games in 2015 while tallying a career-high 96 tackles, four passes defended and scored his first touchdown. The 2011 Pro Bowler has played in 141 career games with 48 starts and has recorded 415 career tackles and 14 interceptions.

**CAREER HIGHS**

Total Tackles: 13, 10/4/15 vs. New York Giants

Interceptions: 2, 11/24/13 vs. New York Jets

48



HEIGHT: 6-3
WEIGHT: 234
AGE: 23
HOMETOWN: Amherst, New York
COLLEGE: Kansas State

YEARS NFL/BILLS: R/R
HOW ACQUIRED: UFA-16
2015 GAMES PLAYED/STARTED: 0/0
CAREER GAMES PLAYED: 0/0

GLENN GRONKOWSKI - FB



CAREER

Signed as an undrafted free agent with the Bills after the 2016 NFL Draft. Was the featured fullback for three years at Kansas State. Was named First Team All-

Big 12 in 2014, and was First Team Academic All-Big 12 from 2013-15. Is a native of Buffalo, New York.

72



HEIGHT: 6-5
WEIGHT: 320
AGE: 25
HOMETOWN: Middleton, Wisconsin
COLLEGE: Wisconsin

YEARS NFL/BILLS: 3/2
HOW ACQUIRED: FA-15
2015 GAMES PLAYED/STARTED: 4/0
CAREER GAMES PLAYED: 8/3

RYAN GROY - G



CAREER

Signed by the Bills on November 25, 2015 off of the Tampa Bay Buccaneers practice squad. Entered the league as an undrafted free agent with the Chicago

Bears in 2014. Has appeared in eight games in his career, starting in three games.

80



HEIGHT: 6-2
WEIGHT: 211
AGE: 27
HOMETOWN: Fort Lauderdale, Florida
COLLEGE: Miami

YEARS NFL/BILLS: 6/1
HOW ACQUIRED: FA-15
2015 GAMES PLAYED/STARTED: 10/0
CAREER GAMES PLAYED: 41/14

LEONARD HANKERSON - WR



CAREER

Claimed by the Bills on December 28, 2015 after being waived by the New England Patriots. Originally drafted by the Washington Redskins in the third round

(79th overall) in the 2011 NFL Draft. Has appeared in 41 games, starting in two, compiling 1,408 receiving yards and nine touchdowns.

BILLS TOP TURNAROUNDS

In 2002 the Bills executed a 5-game turnaround from the 2001 season, matching the best one-year improvement in franchise history. It also marked the best improvement in the AFC in the 2002 season and the second-best in the NFL behind the Carolina Panthers who went 1-15 to 7-9 (+6). The Bills' five-win increase matches the turnaround of +5 accomplished in 1964, 1973, and 1988.

YEAR	TO	FROM	CHANGE
2002	8-8	3-13	+5
1964	12-2	7-6-1	+5
1973	9-5	4-9-1	+5
1988	12-4	7-8	+5

66**HEIGHT:** 6-7**WEIGHT:** 331**AGE:** 24**HOMETOWN:** St. Paul, Minnesota**COLLEGE:** Miami**YEARS NFL/BILLS:** 3/3**HOW ACQUIRED:** D7b-14**2015 GAMES PLAYED/STARTED:** 10/10**CAREER GAMES PLAYED:** 26/26**SEANTREL HENDERSON - T****CAREER**

Drafted by the Bills in the seventh round (237th overall) in the 2014 NFL Draft. Started in 10 games in the 2015 season. Started all 16 games in 2014, becoming the first 7th round rookie to do so since 2004. Played at the University of Miami for four years (2010-13)

and started 26 of his 43 career games played as a Hurricane. A two-time All-ACC honoree, he finished his collegiate career with 211 knockdowns and 25 touch-down-resulting blocks.

47**HEIGHT:** 5-10**WEIGHT:** 212**AGE:** 27**HOMETOWN:** Warren, Ohio**COLLEGE:** Ohio State**YEARS NFL/BILLS:** 5/1**HOW ACQUIRED:** FA-16**2015 GAMES PLAYED/STARTED:** 10/0**CAREER GAMES PLAYED:** 35/3**BOOM HERRON - RB****CAREER**

Joined the Bills for his second stint with the team on June 9, 2016 as a free agent. Entered the league in the 2012 NFL Draft as a sixth round (191 overall) pick with

the Cincinnati Bengals. Has totaled 468 yards and one touchdown on 112 career carries. Has also spent time with the Indianapolis Colts.

55**HEIGHT:** 6-2**WEIGHT:** 254**AGE:** 27**HOMETOWN:** Sugar Land, Texas**COLLEGE:** TCU**YEARS NFL/BILLS:** 7/4**HOW ACQUIRED:** TR-13 (IND)**2015 GAMES PLAYED/STARTED:** 16/16**CAREER GAMES PLAYED:** 88/40**JERRY HUGHES - DE****CAREER**

Acquired by Buffalo via a trade with the Indianapolis Colts on April 29, 2013. Selected by the Colts in the first round of the 2010 NFL Draft (31st overall). Played and started all 16 games in 2015. Finished the season with 52 tackles, eight TFLs, two forced fumbles, five sacks and a fumble recovery.

**CAREER HIGHS**

Tackles: 9, 10/13/13 vs. Cincinnati

Sacks: 2.0, five times, most recently 11/24/14 vs. NY Jets

64

HEIGHT: 6-3
WEIGHT: 319
AGE: 33
HOMETOWN: Englewood, New Jersey
COLLEGE: Nebraska

YEARS NFL/BILLS: 10/2
HOW ACQUIRED: FA-15
2015 GAMES PLAYED/STARTED: 16/16
CAREER GAMES PLAYED: 118/118



2012
2015

**RICHIE INCOGNITO - G****CAREER**

Signed with the Bills as a free agent on February 9, 2015...was elected to the Pro Bowl in 2015 after helping pave the way for the NFL's leading rushing attack...spent four seasons with the Miami Dolphins, playing

and starting 56 games...entered the NFL as a 3rd round (81st overall) selection of the St. Louis Rams in the 2005 NFL Draft...has started all 118 games in which he has played during nine-year career.

58

HEIGHT: 6-4
WEIGHT: 245
AGE: 25
HOMETOWN: Miami, Florida
COLLEGE: Florida Atlantic

YEARS NFL/BILLS: 3/3
HOW ACQUIRED: D7a-14
2015 GAMES PLAYED/STARTED: 10/1
CAREER GAMES PLAYED: 15/1

**RANDELL JOHNSON - LB****CAREER**

Drafted by the Bills in the seventh round (221st overall) in the 2014 NFL Draft. Played in ten games in 2015, with a majority of time spent on special teams. Attended Florida Atlantic for five years (2009-13)

and saw action in 42 games at Florida Atlantic and amassed 195 tackles and matched the school record for tackles for a loss (30.5)

7

HEIGHT: 6-5
WEIGHT: 250
AGE: 23
HOMETOWN: Cleveland, Ohio
COLLEGE: Ohio State

YEARS NFL/BILLS: R/R
HOW ACQUIRED: D4-16
2015 GAMES PLAYED/STARTED: 0/0
CAREER GAMES PLAYED: 0/0

**CARDALE JONES - QB****CAREER**

Drafted by the Bills in the fourth round (139th overall) in the 2016 NFL Draft. Played three years at Ohio State appearing in 23 games and went 11-0 as a starter. Went 3-0 in 2014 with wins in the Big Ten Champion-

ship, Sugar Bowl, and National Championship. Finished his career at Ohio State with 2,323 passing yards and 15 touchdowns.

BUFFALO BILLS RECORD BOOK**MOST RECEPTIONS, FIRST THREE SEASONS**

<i>Player, Years</i>	<i>Receptions</i>
1. Lee Evans, 2004-2006	178
2. Jerry Butler, 1979-1981	160
3. Andre Reed, 1985-1987	158
4. Robert Woods, 2013-2015	152



71

HEIGHT: 6-7
WEIGHT: 322
AGE: 22
HOMETOWN: Hyattsville, Maryland
COLLEGE: Alabama

YEARS NFL/BILLS: 2/2
HOW ACQUIRED: D2-14
2015 GAMES PLAYED/STARTED: 12/2
CAREER GAMES PLAYED: 13/2

CYRUSKOUANDJIO - T**CAREER**

Drafted by the Bills in the second round (44th overall) in the 2014 NFL Draft. Played in 12 games, starting in two, during the 2015 season. Played at the University of Alabama for three years (2011-13) and started 27 of his 35 career games played while a member of the

Crimson Tide. He registered 31 touchdown-saving blocks and 244 knockdowns during his two seasons in the starting lineup, was a consensus 2013 All-American and a two-time National Champion (2012-13).

67

HEIGHT: 6-3
WEIGHT: 300
AGE: 23
HOMETOWN: Pittsburgh, Pennsylvania
COLLEGE: Purdue

YEARS NFL/BILLS: R/R
HOW ACQUIRED: UFA-16
2015 GAMES PLAYED/STARTED: 0/0
CAREER GAMES PLAYED: 0/0

ROBERTKUGLER - C**CAREER**

Signed as an undrafted free agent with the Bills after the 2016 NFL Draft. Appeared in 37 games with Purdue at center. Was named to the Academic All-Big

Ten team from 2012-14 and named his team's offensive MVP in 2013.

60

HEIGHT: 6-6
WEIGHT: 304
AGE: 23
HOMETOWN: Council Bluffs, Iowa
COLLEGE: Iowa State

YEARS NFL/BILLS: R/R
HOW ACQUIRED: UFA-16
2015 GAMES PLAYED/STARTED: 0/0
CAREER GAMES PLAYED: 0/0

JAMISONLALK - G**CAREER**

Signed as an undrafted free agent with the Bills after the 2016 NFL Draft. Appeared in 46 games, starting in 31, with Iowa State. Was named to the Academic All-

Big 12 First Team in 2013 and awarded Arthur Floyd Scott Outstanding Offensive Lineman in 2015.

BUFFALO BILLS RECORD BOOK**MOST RECEIVING YARDS, CAREER**

<i>Player, Years</i>	<i>Receiving Yards</i>
1. Andre Reed, 1985-1999	13,095
2. Eric Moulds, 1996-2005	9,096
3. Lee Evans, 2004-2010	5,934
4. Elbert Dubenion, 1960-1968	5,294



96**HEIGHT:** 6-2**WEIGHT:** 229**AGE:** 27**HOMETOWN:** Miami, Florida**COLLEGE:** Middle Tennessee State**YEARS NFL/BILLS:** 6/1**HOW ACQUIRED:** FA-16**2015 GAMES PLAYED/STARTED:** 15/0**CAREER GAMES PLAYED:** 64/9**JAMAR LATTIMORE - LB****CAREER**

Signed with the Bills as a free agent on March 31, 2016. Originally signed as an undrafted free agent after the 2011 NFL Draft with the Green Bay Packers.

Has played in 64 games totaling 97 tackles, two sacks, and one interception. Spent the 2015 season with the New York Jets.

91**HEIGHT:** 6-5**WEIGHT:** 240**AGE:** 32**HOMETOWN:** Goldsboro, North Carolina**COLLEGE:** North Carolina State**YEARS NFL/BILLS:** 10/4**HOW ACQUIRED:** FA-13**2015 GAMES PLAYED/STARTED:** 16/14**CAREER GAMES PLAYED:** 143/110**MANNY LAWSON - 91****CAREER**

Signed by Buffalo as a free agent on March 13, 2013. Entered the NFL as a first-round (22nd overall) selection of San Francisco in the 2006 NFL Draft. Has started 110-of-143 career games and has recorded 471 tackles (352 solo), 24.5 sacks, 26 pass break-ups, four interceptions, eight forced fumbles and six fumble recoveries.

**CAREER HIGHS**

Tackles: 14, 9/22/13 at New York Jets

Sacks: 2.0, 9/17/06 vs. St. Louis (w/ San Francisco)

90**HEIGHT:** 6-3**WEIGHT:** 270**AGE:** 22**HOMETOWN:** Central, South Carolina**COLLEGE:** Clemson**YEARS NFL/BILLS:** R/R**HOW ACQUIRED:** D1-16**2015 GAMES PLAYED/STARTED:** 0/0**CAREER GAMES PLAYED:** 0/0**SHAQ LAWSON - LB****CAREER**

Drafted by the Bills in the first round (19th overall) of the 2016 NFL Draft. Played in 41 games, starting in 16, while attending Clemson. In 2015 was a finalist for the Hendricks Award, Lombardi Award, and Nagurski Trophy, first-team All-American, first-team All-ACC, lead

the FBS in tackles for loss while assisting his team to the National Championship game. Totaled 167 tackles, 46.5 TFL, and 20 sacks during his three years with the Clemson Tigers.

13


HEIGHT: 6-4
WEIGHT: 214
AGE: 23
HOMETOWN: Mesquite, Texas
COLLEGE: Central Arkansas

YEARS NFL/BILLS: 1/1
HOW ACQUIRED: D7-15
2015 GAMES PLAYED/STARTED: 1/0
CAREER GAMES PLAYED: 1/0

DEZMIN LEWIS - WR**CAREER**

Drafted by the Bills in the seventh round (234th overall) of the 2015 NFL Draft. Appeared in one game his rookie year. The former Central Arkansas Bear made 24 starts in 36 appearances over 3 years at the collegiate level and amassed 133 receptions for 1,723

yards and 15 touchdowns. Was an All-Southland Conference Second Team selection as a junior and was an All-Southland Conference Honorable mention as a sophomore.

18


HEIGHT: 6-1
WEIGHT: 183
AGE: 22
HOMETOWN: Arlington, Texas
COLLEGE: TCU

YEARS NFL/BILLS: R/R
HOW ACQUIRED: D6a-16
2015 GAMES PLAYED/STARTED: 0/0
CAREER GAMES PLAYED: 0/0

KOLBY LISTENBEE - WR**CAREER**

Drafted by the Bills in the sixth round (192nd overall) of the 2016 NFL Draft. Played in 40 games with TCU and was a four-time All-American in track for the

100-meter dash. Finished his four year career with 74 receptions, 1432 receiving yards, and nine touchdowns.

15

HEIGHT: 6-2
WEIGHT: 220
AGE: 27
HOMETOWN: Durham, North Carolina
COLLEGE: North Carolina

YEARS NFL/BILLS: 5/1
HOW ACQUIRED: FA-16
2015 GAMES PLAYED/STARTED: 0/0
CAREER GAMES PLAYED: 54/42

GREG LITTLE - WR**CAREER**

Signed a future contract with the Bills on January 12, 2016. Entered the league with the Browns as a second round (59th overall) draft pick in the 2011 NFL Draft.

Spent the last five season with the Browns and Bengals appearing in 54 games, starting in 32, with 1,890 receiving yards and eight touchdown.

BUFFALO BILLS RECORD BOOK**MOST RUSHING TOUCHDOWNS, SEASON**

<i>Player, Year</i>	<i>Rushing TDs</i>
1. O.J. Simpson, 1975	16
2. Travis Henry, 2002	13
Cookie Gilchrist, 1962	13
Willis McGahee, 2004	13



73

HEIGHT: 6-4
WEIGHT: 318
AGE: 23
HOMETOWN: Miami, Florida
COLLEGE: West Virginia

YEARS NFL/BILLS: R/R
HOW ACQUIRED: UFA-16
2015 GAMES PLAYED/STARTED: 0/0
CAREER GAMES PLAYED: 0/0

MARQUIS LUCAS - T**CAREER**

Signed as an undrafted free agent with Buffalo after the 2016 NFL Draft. Played in 23 games with 17 starts at West Virginia.

3

HEIGHT: 6-4
WEIGHT: 237
AGE: 26
HOMETOWN: Virginia Beach, Virginia
COLLEGE: Florida State

YEARS NFL/BILLS: 4/4
HOW ACQUIRED: D1-13
2015 GAMES PLAYED/STARTED: 7/2
CAREER GAMES PLAYED: 22/16

EJ MANUEL - QB**CAREER**

The Bills 2013 first round selection (16th overall) finished his third pro season starting two games and throwing for 561 yards on 52-of-84 passing with three touchdowns and three interceptions. Over his three-year career he has started 16 games, throwing for 3,371 yards on 308-521 passing with 19 touchdowns and 15 interceptions.

**CAREER HIGHS**

Passing Yards: 298, 10/25/15 at Jacksonville (London)
Passing Touchdowns: 2, five times, most recently 10/25/15 at Jacksonville (London)
Completions: 28, 10/18/15 vs. Cincinnati

62

HEIGHT: 6-5
WEIGHT: 305
AGE: 26
HOMETOWN: Fort Walton Beach, Florida
COLLEGE: Central Florida

YEARS NFL/BILLS: 1/1
HOW ACQUIRED: UFA-16
2015 GAMES PLAYED/STARTED: 0/0
CAREER GAMES PLAYED: 0/0

CHRIS MARTIN - T**CAREER**

Joined the Bills for the second time on June 13, 2016 as a free agent after spending time with the team's practice squad in 2015. Originally entered the league

as an undrafted free agent after the 2014 NFL Draft. Has spent time with the New England Patriots and San Francisco 49ers.

25**HEIGHT:** 5-11**WEIGHT:** 208**AGE:** 28**HOMETOWN:** Harrisburg, Pennsylvania**COLLEGE:** Pittsburgh**YEARS NFL/BILLS:** 8/2**HOW ACQUIRED:** TR-15 (PHI)**2015 GAMES PLAYED/STARTED:** 12/0**CAREER GAMES PLAYED:** 102/882015
2014
2013
2011**LESEAN MCCOY - RB****CAREER**

Acquired by the Bills via a trade with the Philadelphia Eagles on March 10th, 2015. McCoy was originally drafted in the second round of the 2009 NFL Draft by the Philadelphia Eagles. Entering his seventh year in the league, McCoy is a four time Pro Bowler and led the league in rushing touchdowns in 2011 and led the league in rushing in 2013. In 2015, he rushed for 895 yards and three touchdowns, adding 292 yards receiving and two touchdowns.

**CAREER HIGHS****Rushing Yards:** 217, 12/8/13 vs. Detroit**Longest Rush:** 66, 11/01/2009 vs. New York Giants**Attempts:** 31, 3/9/13 at Washington**Rushing TDs:** 3, two times, most recently 12/18/11 vs. New York Jets**36****HEIGHT:** 6-0**WEIGHT:** 209**AGE:** 26**HOMETOWN:** Rock Hill, South Carolina**COLLEGE:** Clemson**YEARS NFL/BILLS:** 3/3**HOW ACQUIRED:** D5-13**2015 GAMES PLAYED/STARTED:** 14/0**CAREER GAMES PLAYED:** 22/0**JONATHAN MEEKS - S****CAREER**

Drafted in the fifth round (143rd overall) of the 2013 NFL Draft. Saw time in 14 games in 2015 totaling 13 tackles and leading the team in special teams tackles

with 13. Spent the 2014 season on the reserve/injured list.

76**HEIGHT:** 6-2**WEIGHT:** 303**AGE:** 22**HOMETOWN:** Miami, Florida**COLLEGE:** Louisville**YEARS NFL/BILLS:** 2/2**HOW ACQUIRED:** D3-15**2015 GAMES PLAYED/STARTED:** 12/12**CAREER GAMES PLAYED:** 12/12**JOHN MILLER - G****CAREER**

Drafted by the Bills in the third round (81st overall) of the 2015 NFL Draft. Miller started in 12 games his rookie season. Miller was a three year starter at the University of Louisville at the left guard position. During his final season with the Cardinals, Miller was

named to the second team All-American Athletic Conference and during his freshman year, Miller was one of only five true freshman in the nation to start on the offensive line. In total, Miller started in 25 games while at Louisville.

79

HEIGHT: 6-5
WEIGHT: 316
AGE: 25
HOMETOWN: Thibodaux, Louisiana
COLLEGE: Louisiana Tech

YEARS NFL/BILLS: 4/2
HOW ACQUIRED: FA-15
2015 GAMES PLAYED/STARTED: 9/4
CAREER GAMES PLAYED: 38/33

JORDAN MILLS - T**CAREER**

Signed by the Bills on October 20, 2015. Appeared in 10 games, starting five, for the Bills in 2015. Originally entered the league with the Chicago Bears as a fifth

round (163rd overall) pick in the 2013 NFL Draft. Has started 34-of-39 games he has appeared in.

41

HEIGHT: 5-10
WEIGHT: 202
AGE: 26
HOMETOWN: Antioch, California
COLLEGE: Southern Methodist

YEARS NFL/BILLS: 6/1
HOW ACQUIRED: FA-16
2015 GAMES PLAYED/STARTED: 16/9
CAREER GAMES PLAYED: 56/19

STERLING MOORE - CB**CAREER**

Signed with the Bills on April 5, 2016. Originally entered the league as an undrafted free agent with the Oakland Raiders following the 2011 NFL Draft. Spent

time with the New England Patriots, Dallas Cowboys, and the Tampa Bay Buccaneers. Has four career interceptions, five forced fumbles and one touchdown.

9

HEIGHT: 6-3
WEIGHT: 252
AGE: 22
HOMETOWN: Fort Lauderdale, Florida
COLLEGE: Georgia

YEARS NFL/BILLS: R/R
HOW ACQUIRED: UFA-16
2015 GAMES PLAYED/STARTED: 0/0
CAREER GAMES PLAYED: 0/0

MARSHALL MORGAN - K**CAREER**

Signed with the Bills as an undrafted free agent following the 2016 NFL Draft. Kicked for the Georgia Bulls Dogs for four years. In 2013 set the SEC record for best

field goal percentage, with 20 or more attempts, a 91.67% conversion rate. Went 64/84 in his career and had a career long of 56 yards against Tennessee.

BUFFALO BILLS RECORD BOOK**MOST RUSHING YARDS, CAREER**

<i>Player, Years</i>	<i>Rushing Yards</i>
1. Thurman Thomas, 1988-1999	11,938
2. O.J. Simpson, 1969-1977	10,183
3. Fred Jackson, 2007-2014	5,646
4. Joe Cribbs, 1980-1985	4,445
5. Travis Henry, 2001-2004	3,849



84**HEIGHT:** 6-3**WEIGHT:** 252**AGE:** 23**HOMETOWN:** Palm Beach, Florida**COLLEGE:** Florida State**YEARS NFL/BILLS:** 1/1**HOW ACQUIRED:** D6b-15**2015 GAMES PLAYED/STARTED:** 4/0**CAREER GAMES PLAYED:** 4/0**NICKO'LEARY - TE****CAREER**

Picked by the Bills in the sixth round (194th overall) of the 2015 NFL Draft. Spent most of 2015 on the practice squad before appearing the final four games with the Bills, making one catch for 37 yards. The Florida State grad completed his four year career as the most decorated tight end in school history setting school

records in career receptions (114), receiving yards (1,591) and touchdowns (18). As a senior, O'Leary was not only a consensus All-American but he also won the John Mackey Award as the nation's best tight end. O'Leary is the grandson of golfing great Jack Nicklaus.

19**HEIGHT:** 6-0**WEIGHT:** 189**AGE:** 24**HOMETOWN:** St. Louis, Missouri**COLLEGE:** Murray State**YEARS NFL/BILLS:** 2/1**HOW ACQUIRED:** FA-15**2015 GAMES PLAYED/STARTED:** 2/0**CAREER GAMES PLAYED:** 6/0**WALTER POWELL - WR****CAREER**

Was promoted off of the practice squad on December 22, 2015 and appeared in the final two games for the Bills in the 2015 season. Originally entered the league

as a sixth round (196th overall) pick with the Arizona Cardinals in the 2014 NFL Draft. Has appeared in six career games and has yet to record a catch.

59**HEIGHT:** 6-2**WEIGHT:** 252**AGE:** 22**HOMETOWN:** Madison, Alabama**COLLEGE:** Alabama**YEARS NFL/BILLS:** R/R**HOW ACQUIRED:** D2-16**2015 GAMES PLAYED/STARTED:** 0/0**CAREER GAMES PLAYED:** 0/0**REGGIE RAGLAND - LB****CAREER**

Drafted by the Bills in the second round (41st overall) in the 2016 NFL Draft. The former Crimson Tide line-backer spent four years at Alabama. Was a first team

All-American, SEC defensive player of the year in 2015 and first team All-SEC the last two years.

BUFFALO BILLS RECORD BOOK**RETURN TOUCHDOWNS, CAREER***Player, Years**Return TDs*

1. Terrence McGee, 2003-2012
2. Leodis McKelvin, 2008-2015
3. Charley Warner, 1964-1966
Roscoe Parrish, 2005-2011
Keith Moody, 1976-1979

5
4
3
3
3



51



HEIGHT: 6-1

WEIGHT: 240

AGE: 26

HOMETOWN: New Bern, North Carolina

COLLEGE: North Carolina

YEARS NFL/BILLS: 3/2

HOW ACQUIRED: W-15 (CAR)

2015 GAMES PLAYED/STARTED: 5/0

CAREER GAMES PLAYED: 26/0

KEVIN REDDICK - LB



CAREER

Signed to the Bills active roster on December 1st, 2015. Spent the 2015 season with the Bills on and off

the practice squad, appearing in five games with the Bills totaling four tackles.

56



HEIGHT: 6-5

WEIGHT: 269

AGE: 23

HOMETOWN: Cleveland, Texas

COLLEGE: Texas

YEARS NFL/BILLS: 1/1

HOW ACQUIRED: UFA-15

2015 GAMES PLAYED/STARTED: 0/0

CAREER GAMES PLAYED: 0/0

CEDRIC REED - DE



CAREER

Signed as a free agent out of the University of Texas, the four year letter winner started in 32 out of his 46 games played and totaled 201 tackles including 37 for a loss and 18 sacks. The former Longhorn was a

first team All-Big 12 selection his junior season and a second team selection his senior year. Spent the 2015 season on the Bills practice squad.

75



HEIGHT: 6-6

WEIGHT: 310

AGE: 26

HOMETOWN: Philadelphia, Pennsylvania

COLLEGE: Miami (FL)

YEARS NFL/BILLS: 1/1

HOW ACQUIRED: FA-16

2015 GAMES PLAYED/STARTED: 0/0

CAREER GAMES PLAYED: 0/0

JUSTIN RENFROW - T



CAREER

Signed with the Bills as a free agent on June 17, 2016. Entered the league as a free agent after the 2014 NFL Draft with the Arizona Cardinals. Has spent time with

the Green Bay Packers, Seattle Seahawks, and San Francisco 49ers. Has yet to appear in a game.

BUFFALO BILLS RECORD BOOK

MOST PASSING TOUCHDOWNS, SEASON

<i>Player, Year</i>	<i>Passing TDS</i>
1. Jim Kelly, 1991	33
2. Joe Ferguson, 1983	26
3. Joe Ferguson, 1975	25
Jim Kelly, 1989	25



68

HEIGHT: 6-5
WEIGHT: 343
AGE: 25
HOMETOWN: Fort Worth, Texas
COLLEGE: Baylor

YEARS NFL/BILLS: 2/2
HOW ACQUIRED: D5-14
2015 GAMES PLAYED/STARTED: 0/0
CAREER GAMES PLAYED: 12/4

CYRIL RICHARDSON - G**CAREER**

Drafted by the Bills in the fifth round (153rd overall) in the 2014 NFL Draft. Did not play in 2015. Played in 12 games, starting four, in his rookie season in 2014. Attended Baylor University for five years (2009-13) and started 42 of his 51 career games played as a Bear. A two-time All-American offensive lineman and the only

player to be a two-time Big 12 Offensive Lineman of the Year, he won the 2013 Jim Parker Award and was a finalist for the 2013 Outland Trophy. Played predominantly left guard in college, but also spent time at left tackle.

37

HEIGHT: 5-8
WEIGHT: 165
AGE: 24
HOMETOWN: Frostproof, Florida
COLLEGE: USC

YEARS NFL/BILLS: 4/4
HOW ACQUIRED: UFA-13
2015 GAMES PLAYED/STARTED: 16/3
CAREER GAMES PLAYED: 48/12

NICKELL ROBEY - CB**CAREER**

Signed as an undrafted free agent with the Bills in 2013. Played in all 16 games, starting three in 2015. Finished the year with 46 tackles, one sack and four

passes defended. Over his three year career he has posted 132 tackles, 5.0 sacks, one interception, and 21 passes defended.

11

HEIGHT: 6-2
WEIGHT: 210
AGE: 27
HOMETOWN: Chino, California
COLLEGE: Hawaii

YEARS NFL/BILLS: 5/1
HOW ACQUIRED: FA-15
2015 GAMES PLAYED/STARTED: 2/0
CAREER GAMES PLAYED: 27/2

GREG SALAS - WR**CAREER**

Signed with the Bills on December 22, 2015 and appeared in the final two games with the Bills. Had three receptions in the final game of the season for 41 yards.

Originally entered the league as a fourth round (112nd overall) pick by the St. Louis Rams. Has played in 27 career games, totaling 46 receptions for 615 yards.

BUFFALO BILLS RECORD BOOK**MOST SACKS BY A DEFENSIVE TACKLE, CAREER**

<i>Player, Year</i>	<i>Sacks</i>
1. Kyle Williams, 2006-	35.5
2. Jeff Wright, 1988-1994	31.5
3. Marcell Dareus, 2011-	30.5



65**HEIGHT:** 6-1**WEIGHT:** 240**AGE:** 30**HOMETOWN:** Tampa, Florida**COLLEGE:** Florida State**YEARS NFL/BILLS:** 8/8**HOW ACQUIRED:** FA-09**2015 GAMES PLAYED/STARTED:** 16/0**CAREER GAMES PLAYED:** 112/0**GARRISON SANBORN - LS****CAREER**

Has performed all of the team's long snapping duties since signing with the Buffalo Bills as a free agent on

May 5, 2009. Appeared in each of the team's 112 regular season games in his seven years with the Bills.

6**HEIGHT:** 5-11**WEIGHT:** 224**AGE:** 25**HOMETOWN:** Bakersfield, California**COLLEGE:** California-Davis**YEARS NFL/BILLS:** 3/3**HOW ACQUIRED:** FA-14**2015 GAMES PLAYED/STARTED:** 16/0**CAREER GAMES PLAYED:** 32/0**COLTON SCHMIDT - P****CAREER**

Signed by the Bills on August 30th, 2014. Previously spent time with the San Francisco 49ers and Cleveland Browns. Played in all 16 games in 2015, punting 82 times for an average of 46.3 yards. His 31 inside-the-20s punts in 2014 are 3rd most by a Bill in a single season.

**CAREER HIGHS**

Punts: 9, 9/28/14 at Houston

Gross Punt Yards: 413, 9/28/14 at Houston


44**HEIGHT:** 6-0**WEIGHT:** 205**AGE:** 25**HOMETOWN:** Ooltewah, Tennessee**COLLEGE:** Middle Tennessee State**YEARS NFL/BILLS:** 2/1**HOW ACQUIRED:** FA-15**2015 GAMES PLAYED/STARTED:** 1/0**CAREER GAMES PLAYED:** 3/0**SAMMY SEAMSTER - CB****CAREER**


Promoted off the practice squad on December 30, 2015 for the final game of the 2015 season. Originally entered the league as an undrafted free agent

with Baltimore after the 2014 NFL Draft. Has played in three career games.

BUFFALO BILLS RECORD BOOK**HIGHEST PASSER RATING, SEASON**

<i>Player, Year</i>	<i>Sacks</i>
1. Jim Kelly, 1990	101.2
2. Tyrod Taylor, 2015	99.4
3. Jim Kelly, 1991	97.6



45**HEIGHT:** 5-11**WEIGHT:** 186**AGE:** 22**HOMETOWN:** Pasadena, California**COLLEGE:** USC**YEARS NFL/BILLS:** R/R**HOW ACQUIRED:** D6b-16**2015 GAMES PLAYED/STARTED:** 0/0**CAREER GAMES PLAYED:** 0/0**KEVONSEYMOUR - CB****CAREER**

Entered the league as a sixth round pick (218th overall) in the 2016 NFL Draft. Played four years at USC

playing in 25 games, making 102 tackles and three interceptions.

50**HEIGHT:** 6-0**WEIGHT:** 221**AGE:** 22**HOMETOWN:** Tampa, Florida**COLLEGE:** Oklahoma**YEARS NFL/BILLS:** R/R**HOW ACQUIRED:** UFA-16**2015 GAMES PLAYED/STARTED:** 0/0**CAREER GAMES PLAYED:** 0/0**ERICSTRIKER - LB****CAREER**

Joined the Bills as an undrafted free agent after the 2016 NFL Draft. A three year starter at Oklahoma he made 191 tackles, 23 sacks and had one interception.

Won Oklahoma's Bob Kalsu Award, a First Team All-American by Sports Illustrated, and a first team All-Big 12 in 2015.

5**HEIGHT:** 6-1**WEIGHT:** 215**AGE:** 26**HOMETOWN:** Hampton, Virginia**COLLEGE:** Virginia Tech**YEARS NFL/BILLS:** 6/2**HOW ACQUIRED:** FA-15**2015 GAMES PLAYED/STARTED:** 14/14**CAREER GAMES PLAYED:** 28/14

2015

**TYRODTAYLOR - QB****CAREER**

Tyrod Taylor signed with the Bills as a free agent on March 12th, 2015. Started 14 games at quarterback in 2015, leading the Bills to an 8-6 record. Threw for 3,035 yards, 20 touchdowns and 6 interceptions, added another 568 yards rushing and four touchdowns. His 568 rushing yards marked a new franchise record for rushing yards by a QB. As a member of the Ravens, Taylor won Super Bowl XLVII over the San Francisco 49ers.

**CAREER HIGHS**

Passing Yards: 291, 11/29/15 at Kansas City

Completions: 28, 10/04/15 vs. New York Giants

Touchdowns: 3, four times most recently, 12/06/15 vs. Houston

54

HEIGHT: 6-4
WEIGHT: 250
AGE: 21
HOMETOWN: Sicklerville, New Jersey
COLLEGE: Virginia

YEARS NFL/BILLS: 1/1
HOW ACQUIRED: FA-15
2015 GAMES PLAYED/STARTED: 0/0
CAREER GAMES PLAYED: 0/0

MAXVALLES - DE**CAREER**

Signed to the Bills active roster off of the Oakland Raiders practice squad on December 16, 2015. Orig-

nally entered the league with the Raiders as a sixth round (179th overall) pick.

61

HEIGHT: 6-4
WEIGHT: 310
AGE: 31
HOMETOWN: Wrens, Georgia
COLLEGE: Georgia

YEARS NFL/BILLS: 6/1
HOW ACQUIRED: FA-16
2015 GAMES PLAYED/STARTED: 10/1
CAREER GAMES PLAYED: 83/38

FERNANDONVELASCO - C**CAREER**

Signed with the Bills as a free agent on April 7, 2016. Had appeared in 83 games in his career starting in 38 of them. Spent last season with the NFC champions,

Carolina Panthers. Originally entered the league as an undrafted free agent with the Tennessee Titans after the 2008 NFL Draft.

92

HEIGHT: 6-4
WEIGHT: 295
AGE: 22
HOMETOWN: Cincinnati, Ohio
COLLEGE: Ohio State

YEARS NFL/BILLS: R/R
HOW ACQUIRED: D3-16
2015 GAMES PLAYED/STARTED: 0/0
CAREER GAMES PLAYED: 0/0


ADOLPHUSWASHINGTON - DT**CAREER**

Drafted by the Bills in the 2016 NFL Draft as a third round (80th overall) pick. Played at Ohio State for four years appearing in 49 games, starting 31, totaling 142

tackles, 25 TFL, 13.5 sacks. Was a member of the National Championship team in 2015.

BUFFALO BILLS RECORD BOOK**MOST PASSING YARDS, CAREER**

<i>Player, Years</i>	<i>Passing Yards</i>
1. Jim Kelly, 1986-1996	35,467
2. Joe Ferguson, 1973-1984	27,590
3. Jack Kemp, 1962-1969	15,134
4. Ryan Fitzpatrick, 2009-2012	11,654
5. Drew Bledsoe, 2002-2004	10,151



14



HEIGHT: 6-1

WEIGHT: 211

AGE: 23

HOMETOWN: Fort Myers, Florida

COLLEGE: Clemson

YEARS NFL/BILLS: 3/3

HOW ACQUIRED: D1-14

2015 GAMES PLAYED/STARTED: 13/13

CAREER GAMES PLAYED: 29/29

SAMMY WATKINS - WR



CAREER

Drafted by the Bills in the First Round (4th overall) in the 2014 NFL Draft. Started 13 games for the Bills in 2015 and put together his first 1,000-yard season. Pulled in 60 receptions for 1,047 yards and nine touchdowns. Played and started in all 16 games in his rookie year, catching 65 passes for 982 yards and six touchdowns – all Bills rookie records.



CAREER HIGHS

Receptions: 11, 01/03/2016, vs. NY Jets

Receiving Yards: 168, 11/08/16 vs. Miami

Touchdowns: 2, three times most recently, 12/20/15 at Washington

30



HEIGHT: 6-1

WEIGHT: 210

AGE: 26

HOMETOWN: Dunwoody, Georgia

COLLEGE: Samford

YEARS NFL/BILLS: 5/1

HOW ACQUIRED: FA-16

2015 GAMES PLAYED/STARTED: 10/1

CAREER GAMES PLAYED: 51/20

COREY WHITE - CB



CAREER

Signed with the Bills as a free agent on April 4, 2016. Originally entered the league as a fifth round (162nd overall) pick in the 2012 NFL Draft by the New Orleans

Saints. Has played in 51 games, starting in 20, totaling 131 tackles, 18 pass defended, four interceptions, and two forced fumbles in his career.

38



HEIGHT: 6-3

WEIGHT: 232

AGE: 24

HOMETOWN: Tampa, Florida

COLLEGE: Florida State

YEARS NFL/BILLS: 1/1

HOW ACQUIRED: FA-16

2015 GAMES PLAYED/STARTED: 0/0

CAREER GAMES PLAYED: 0/0

JAMES WILDER JR. - RB



CAREER

Signed a futures contract with the Buffalo Bills on January 20, 2016. Originally entered the league as an

undrafted free agent with the Cincinnati Bengals after the 2014 NFL Draft.

BUFFALO BILLS RECORD BOOK

MOST RUSHING YARDS BY A QB, SEASON

<i>Player, Year</i>	<i>Rushing Yards</i>
1. Tyrod Taylor, 2015	568
2. Rob Johnson, 2000	307
3. Ryan Fitzpatrick, 2010	269
4. Rob Johnson, 2001	241



23**HEIGHT:** 6-0**WEIGHT:** 199**AGE:** 26**HOMETOWN:** Round Rock, Texas**COLLEGE:** Texas**YEARS NFL/BILLS:** 6/6**HOW ACQUIRED:** D2-11**2015 GAMES PLAYED/STARTED:** 3/3**CAREER GAMES PLAYED:** 52/47**AARON WILLIAMS - S****CAREER**

Drafted in the second round (34th overall) of the 2011 NFL Draft. Spent most of the 2015 season on IR with a neck injury. Finished the 2014 season with 76 tackles, two tackles for loss, five passes defended and one interception. Has started 44-of-49 games in his four-year career, with 220 tackles, six interceptions and two forced fumbles.

**CAREER HIGHS****Tackles:** 14, 9/21/14 vs. San Diego**Interceptions:** 2, 9/29/13 vs. Baltimore**S****HEIGHT:** 5-11**WEIGHT:** 201**AGE:** 25**HOMETOWN:** Reno, Nevada**COLLEGE:** Nevada**YEARS NFL/BILLS:** 4/4**HOW ACQUIRED:** D4-13**2015 GAMES PLAYED/STARTED:** 16/4**CAREER GAMES PLAYED:** 48/8**DUKE WILLIAMS - S****CAREER**

Drafted in the fourth round (105th overall) of the 2013 NFL Draft. Played in all 16 games in his third season, recording his first four career starts. He finished 2015 with 28 tackles, also appeared on special teams making five tackles and recovering a fumble for a touchdown.

**CAREER HIGHS****Tackles:** 6, 10/18/15 vs. Cincinnati**40****HEIGHT:** 6-0**WEIGHT:** 223**AGE:** 22**HOMETOWN:** Allen, Texas**COLLEGE:** Arkansas**YEARS NFL/BILLS:** R/R**HOW ACQUIRED:** D5-16**2015 GAMES PLAYED/STARTED:** 0/0**CAREER GAMES PLAYED:** 0/0**JONATHAN WILLIAMS - RB****CAREER**

Drafted by the Bills in the fifth round (156th overall) in the 2016 NFL Draft. The former Arkansas Razorback missed his senior season with a foot injury. In his three

years, he managed to rush for 2,321 yards and 16 touchdowns, while adding another 345 yards and six touchdowns receiving.

29**HEIGHT:** 6-1**WEIGHT:** 230**AGE:** 23**HOMETOWN:** Davenport, Florida**COLLEGE:** Florida State**YEARS NFL/BILLS:** 2/2**HOW ACQUIRED:** D5-15**2015 GAMES PLAYED/STARTED:** 11/3**CAREER GAMES PLAYED:** 11/3**KARLOS WILLIAMS - RB****CAREER**

Selected in the 5th round (155th overall) of the 2015 NFL Draft. Played in 11 games, starting three, in his rookie year. Rushed for 517 yards and seven touchdowns, tying the NFL rookie record with at least one touchdown in his first six games. Williams played college football at Florida State University where he began as a safety and ended his collegiate career as a running back. He finished his career as a three time ACC Champion and won the BCS National Championship as a junior in 2014.

**CAREER HIGHS**

Rushing Yards: 110, Twice (most recent 11/8/15 v. Miami)

Touchdowns: 2, 11/8/15 v. Miami

95**HEIGHT:** 6-1**WEIGHT:** 303**AGE:** 33**HOMETOWN:** Ruston, Louisiana**COLLEGE:** LSU**YEARS NFL/BILLS:** 11/11**HOW ACQUIRED:** D51-06**2015 GAMES PLAYED/STARTED:** 6/6**CAREER GAMES PLAYED:** 136/131**KYLE WILLIAMS - DT**2014
2013
2012
2010**CAREER**

Entering his 11th year with the Bills after joining the team as its fifth-round (134th overall) draft selection in 2006. Has started 131-of-136 games, amassing 562 tackles (340 solo) with 35.5 sacks en route to four-time Pro Bowl honors (2010, 2012, 2013, and 2014). Played six games in 2015 before being placed on IR. Was selected as a team captain for the fourth straight year and recorded his first career interception in 2014.

**CAREER HIGHS**

Tackles: 10, twice, most recently 11/28/10 vs. Pittsburgh

Sacks: 2.0, six times, most recently 12/22/13 vs. Miami

70**HEIGHT:** 6-4**WEIGHT:** 310**AGE:** 30**HOMETOWN:** Cincinnati, Ohio**COLLEGE:** Louisville**YEARS NFL/BILLS:** 8/8**HOW ACQUIRED:** D1b-09**2015 GAMES PLAYED/STARTED:** 16/16**CAREER GAMES PLAYED:** 95/95**ERIC WOOD - C**

2015

**CAREER**

Since being selected by the Bills in the first-round (28th overall) of the 2010 NFL Draft, Wood has started all 95

games he has played in at center for Buffalo. Was selected to his first Pro Bowl in 2015.

10**HEIGHT:** 6-0**WEIGHT:** 190**AGE:** 24**HOMETOWN:** Carson, California**COLLEGE:** USC**YEARS NFL/BILLS:** 4/4**HOW ACQUIRED:** D2a-13**2015 GAMES PLAYED/STARTED:** 14/9**CAREER GAMES PLAYED:** 44/38**ROBERTWOODS - WR****CAREER**

Selected with the first of two second-round draft choices (41st overall) in the 2013 NFL Draft. Has played in 44 regular season games with 38 starts. Finished the 2015 season with 47 receptions for 552 yards and three touchdowns.

**CAREER HIGHS**

Receptions: 9, twice most recently, 10/25/15 at Jacksonville (London)

Receiving Yards: 118, 11/24/14 vs. NY Jets

Touchdowns: 1, 11 times, most recently 12/06/15 vs. Houston

94**HEIGHT:** 6-2**WEIGHT:** 308**AGE:** 26**HOMETOWN:** Huber Heights, Ohio**COLLEGE:** Michigan State**YEARS NFL/BILLS:** 3/1**HOW ACQUIRED:** FA-15**2015 GAMES PLAYED/STARTED:** 2/0**CAREER GAMES PLAYED:** 18/4**JERELWORTHY - DE****CAREER**

Promoted to the active roster off of the Bills practice squad on December 22, 2015. Appeared in the final two games of the season in 2015. Originally drafted

in the second round (51st overall) by the Green Bay Packers.

63**HEIGHT:** 6-3**WEIGHT:** 292**AGE:** 23**HOMETOWN:** Greenville, Michigan**COLLEGE:** Ferris State**YEARS NFL/BILLS:** R/R**HOW ACQUIRED:** UFA-16**2015 GAMES PLAYED/STARTED:** 0/0**CAREER GAMES PLAYED:** 0/0**JUSTINZIMMER - DT****CAREER**


Signed by the Bills as undrafted free agent after the 2016 NFL Draft. Played four years at Ferris State Uni-

versity earning All-American honors in 2015.

BUFFALO BILLS RECORD BOOK**RECEIVING LEADERS, FIRST TWO PRO SEASONS****Player, Years****Receiving Yards**

1. Sammy Watkins, 2014-2015
2. Jerry Butler, 1979-1980
3. Lee Evans, 2004-2005
4. Haven Moses, 1968-1969

2,029
1,666
1,586
1,385





[BUFFALOBILLS.COM](http://buffalobills.com)