





LIKE IT SHOULD BE
 BEER THAT'S MADE TO BE GREAT MAKES GAMEDAY BETTER



**AN OFFICIAL PARTNER OF
 THE CAROLINA PANTHERS**



More publications available at:

www.retroseasons.com/library/

2007 SCHEDULE

PRESEASON

Sat.	Aug. 11	at New York Giants	8:00 pm	WCCB
Fri.	Aug. 17	at Philadelphia	7:00 pm	WCCB
Fri.	Aug. 24	NEW ENGLAND	8:00 pm	CBS
Thur.	Aug. 30	PITTSBURGH	8:00 pm	WCCB

REGULAR SEASON

Sun.	Sept. 9	at St. Louis	1:00 pm	FOX
Sun.	Sept. 16	HOUSTON	1:00 pm	CBS
Sun.	Sept. 23	at Atlanta	4:15 pm	FOX
Sun.	Sept. 30	TAMPA BAY	4:05 pm	FOX
Sun.	Oct. 7	at New Orleans	1:00 pm	FOX
Sun.	Oct. 14	at Arizona	4:05 pm	FOX
Sun.	Oct. 21	BYE		
Sun.	Oct. 28	INDIANAPOLIS	1:00 pm	CBS
Sun.	Nov. 4	at Tennessee	1:00 pm	FOX
Sun.	Nov. 11	ATLANTA	1:00 pm	FOX
Sun.	Nov. 18	at Green Bay	1:00 pm	FOX
Sun.	Nov. 25	NEW ORLEANS	1:00 pm	FOX
Sun.	Dec. 2	SAN FRANCISCO	1:00 pm	FOX
Sun.	Dec. 9	at Jacksonville	1:00 pm	FOX
Sun.	Dec. 16	SEATTLE	1:00 pm	FOX
Sat.	Dec. 22	DALLAS	8:15 pm	NFL
Sun.	Dec. 30	at Tampa Bay	1:00 pm	FOX

POSTSEASON

Jan. 5-6	AFC and NFC Wild Card Playoffs
Jan. 12-13	AFC and NFC Divisional Playoffs
Jan. 20	AFC and NFC Conference Championships
Feb. 3	Super Bowl XLII (Glendale, Arizona)
Feb. 10	AFC-NFC Pro Bowl (Honolulu, Hawaii)

TABLE OF CONTENTS

ADMINISTRATION

Staff Directory	3
Jerry Richardson	7
Partnership Group	8
Jon Richardson	10
Mark Richardson	11

COACHES

John Fox	13
Assistant Coaches	17

STAFF

Panthers Staff	33
----------------	----

PLAYERS

Veteran Players	58
2007 Draft Choices	314
Rookie and First-Year Players	322
2007 Training Camp Roster	329

2006 IN REVIEW

Final Standings	332
Regular Season Statistics	333
Game-By-Game Statistics	335
Game Summaries	342
Preseason Statistics	374
Panthers Schedule Through 2009	376

RECORDS

Individual Records	378
Team Records	389
Defensive Records	397
Opponent Records	401

TEAM HISTORY

Year-By-Year Statistics	406
All-Time Preseason Results	417
All-Time Win-Loss Records	418
Panthers in Overtime	420
Single-Game Bests	421
Career Leaders	426
Team-By-Team Results	431
The Last Time	433
Postseason Game Summaries	435
Draft History	453
Free Agent History	455
All-Time Roster	457
All-Time Assistant Coaches	471
Players of the Week/Month	472
Trade History	473
All-Time Honors	474
Chronology	476
Ed Block Courage Award Winners	480

REFERENCE

Bank of America Stadium	482
Panthers Hall of Honor	487
Training Camp	488
The TopCats	489
Sir Purr	490
Panthers Radio Network	491
Panthers Preseason Television Network	492
2007 NFL Week-By-Week Schedule	494
2007 NFC Schedule	497
2007 AFC Schedule	498

Media Information	499
-------------------	-----

INDEX

2006 Final Standings	332
2006 Regular Season Statistics	333
2006 Game-By-Game Statistics	335
2006 Game Summaries	342
2006 Preseason Statistics	374
2007 NFC Schedule	497
2007 AFC Schedule	498
2007 NFL Week-By-Week Schedule	494
2007 Panthers Schedule	1
2007 Training Camp Roster	329
All-Time Honors	474
All-Time Roster	457
Chronology	476
Staff Directory	3
Draft Choices Bios	314
Draft History	453
Ed Block Courage Award Winners	480
Bank of America Stadium	482
Free Agent History	455
Media Information	499
Panthers Hall of Honor	487
Panthers Records	378
Panthers Preseason Television Network	492
Panthers Radio Network	491
Panthers Schedule Through 2009	376
Postseason Game Summaries	435
Sir Purr	490
Team-By-Team Results	431
The Last Time	433
The TopCats	489
Training Camp	488
Veteran Players Bios	58
Year-By-Year Statistics	406

Special Thanks To:	Spectrum Type & Art Belk Printing
Cover Artwork:	Spectrum Type & Art
Photos:	Getty Images, Kent Smith, waynepaulo.com, Philip Williams, WireImage and Dwayne Woodard

CAROLINA PANTHERS

800 South Mint Street
Charlotte, NC 28202
(704) 358-7000
Tickets (704) 358-7800

THE 2007 CAROLINA PANTHERS MEDIA GUIDE IS PUBLISHED BY
THE CAROLINA PANTHERS.
CONTENTS COPYRIGHT 2007 CAROLINA PANTHERS.
ALL RIGHTS RESERVED.

PANTHERS STAFF DIRECTORY

ADMINISTRATION

Jerry Richardson	Owner/Founder
Jon Richardson	President—Panthers Stadium LLC
Mark Richardson	President—Panthers Football LLC

COACHING STAFF

John Fox	Head Coach
Jim Skipper	Assistant Head Coach/Running Backs
Jeff Davidson	Offensive Coordinator
Mike Trgovac	Defensive Coordinator
Danny Crossman	Special Teams Coordinator
Geep Chryst	Tight Ends/Offensive Quality Control
Ken Flajole	Linebackers
Mike Gillhamer	Secondary/Safeties
Tony Levine	Special Teams Assistant/Asst. Strength and Conditioning
Tim Lewis	Secondary
Dave Magazu	Offensive Line
Mike McCoy	Passing Game Coordinator/Quarterbacks
Sam Mills III	Defensive Quality Control
Jerry Simmons	Strength and Conditioning
Sal Sunseri	Defensive Line
Richard Williamson	Wide Receivers
Linda O'Hora	Executive Assistant to the Head Coach
Jackie Schopeck	Executive Assistant to the Assistant Coaches

PLAYER PERSONNEL

Don Gregory	Director of College Scouting
Mark Koncz	Director of Pro Scouting
Brian Adams	College Scout
Ryan Cowden	College Scout
Khary Darlington	College Scout
Trent Kirchner	Pro Scout
Jeff Morrow	National Scout
Tag Ribary	Pro Scout
Pete Russell	College Scout
Joe Schoen	College Scout
Mike Szabo	College Scout
Gerald Williams	College Scout

FOOTBALL OPERATIONS

Marty Hurney	General Manager
Brandon Beane	Football Operations Manager
Mike Bunkley	Team Chaplain
Chris Herbert	Video Assistant
Mark Hobbs	Video Director
Jackie Jackson	Seamstress
Jackie Miles	Equipment Manager
Jeff Mueller	Video Assistant
Bryan Porter	Football Operations Assistant
Toni Price	Executive Assistant to the General Manager
Rob Rogers	Salary Cap/Football Systems Coordinator
Donnie Shell	Player Development Director
Don Toner	Assistant Equipment Manager

TRAINING AND MEDICAL STAFF

Ryan Vermillion	Head Athletic Trainer
Reggie Scott	Assistant Athletic Trainer
Mark Shermansky	Assistant Athletic Trainer
Dr. Tim Adamson	Team Neurosurgeon
Dr. Robert Anderson	Team Orthopedist
Dr. Michael Catanese	Team Dentist
Dr. Pat Connor	Team Physician and Orthopedist
Dr. Robert Heyer	Team Internist
Dr. Jerry Petty	Team Neurosurgeon
Dr. David Ugland	Team Ophthalmologist

STADIUM OPERATIONS

Jennifer Almond	Stadium Operations Administrative Assistant
Kim Isenhour	Executive Assistant to the President—Panthers Stadium LLC
Mike Lentz	Operations Assistant
Scott Paul	Operations Manager
Ryan Petrus	Operations Assistant
Erik Powell	Safety and Security Coordinator
Frank Waddell	Operations Assistant

SECURITY

Gene Brown	Director of Security
Warren Allen	Security Officer
Roy Auten	Security Officer
John T. Brown	Security Supervisor
John Coleman	Security Officer
J.C. Felder	Football Security Coordinator
Randy Goforth	Security Officer
Jim Holley	Security Supervisor
Jim Jones	Security Officer
Andrew McCray	Security Officer
Tim Rose	Security Supervisor
Leoma Schoffner	Security Officer
Pat Scott	Security Officer
Connie Sizemore	Security Officer
Waldon Surratt	Security Officer
John Trail	Security Supervisor

FACILITIES

Alex Barraza	Maintenance Assistant
Ed Cloer	Maintenance Assistant
Jeffrey Demofonte	Lead Plumber
Mark Diggs	Lead HVAC
Matthew Getz	Facility Manager
Rick Holmes	General Maintenance Assistant
Jeff Jenkins	Electrical Crew Leader
Jeff Long	Maintenance Assistant
Daniel Moose	Maintenance Assistant
Gerard Reyes	Maintenance Crew Leader
Chuck Rosselot	Electrical Assistant
Dominick Russo	Preventative Maintenance Supervisor
Richard Wagoner	Maintenance Supervisor
Shane Walden	Mechanical Systems Manager
Ong Xiong	Electrical Assistant

GROUNDSKEEPING

Tom Vaughan	Head Groundskeeper
Steve Dirscherl	Landscape Assistant
Bryant Hatley	Landscape Assistant
Jonathan Mickey	Landscape Assistant
Dennis Riggs	Field Assistant
Stephen Says	Field Assistant
Kyle Whisnant	Landscape Crew Leader
Adam White	Field Supervisor

BUSINESS OPERATIONS

Tina Becker	Cheerleader and Mascot Programs Manager
Matthew Brinkley	Football IT Support Specialist
Jon Credit	Software Development Manager
Mia Cunningham	Finance Assistant
Jarrid Danburg	Mascot Coordinator
Susan DeMart	Human Resources Assistant
Mike Dudan	Controller
Crystal Dunham	Community Relations Manager
Riley Fields	Director of Community Relations and Cheerleader/Mascot Programs

Nick Franza	IT Network Administrator
Richelle Grant	Cheerleader Programs Assistant
Kristi Heppner	Accountant I
Diane Hoch	Executive Assistant to the Owner/Founder
Michele Jamison	Payroll Administrator
Jackie Jeffries	Human Resources Director
Tracy Marino	Executive Assistant to the President Panthers Football LLC
Joyce Melton	Executive Assistant to the General Counsel
Dave Olsen	Chief Financial Officer
Matthew Payne	Software Developer
Ken Polk	Accountant II
Adam Robinson	Senior Software Developer
Richard M. Thigpen	General Counsel
Jody Toth	Receptionist
Michael Triplet	Information Systems Administrator
Seenu Tulluri	Software Developer
Pete Vacho	Youth Football Coordinator
Lula Walker	Receptionist
Bernadette Washington	Community Relations Assistant

TICKET SALES

Phil Youtsey	Director of Ticket Sales and Operations
Jennifer Barrett	Ticket Office Manager
Kirby Barton	Ticket Operations Assistant
Angela Butler	Ticket Operations Assistant
Karen Caraway	Senior Manager of Premium Services
Laurie Certo	Luxury Suites and Club Seats Coordinator
Kara Culppepper	Hospitality Coordinator
Beau Patterson	Premium Services Assistant
Russ Robinson	Account Executive
Chrystal Rowe	Ticket Marketing Manager
Bill Segarra	Account Executive
Bobby Trimnal	Ticket Operations Assistant
Josh Wise	Premium Services Manager

MARKETING/BROADCAST

Kyle Caddell	Director of Sponsor Sales and Services
Henry Thomas	Director of Broadcast Administration and Sponsor Events
Scott Auker	Sports Marketing Sales Executive
Casey Beamer	Account Manager
John Berger	Sports Marketing Sales Executive
Brett Borden	Staff Writer
Jean Bracy	Sales and Broadcast Assistant
Greg Brannon	Executive Producer-Television
Mike Craft	Senior Producer-Television
Tom DeFelice	Sports Marketing Sales Executive
Adam Deschenes	Sports Marketing Sales Executive
Berkley Dickens	Broadcast Maintenance Engineer
Stephen Herbster	AVID Editor - Television
David Langton	Executive Producer-Radio
Mike Mahoney	Sports Marketing Sales Executive
Amy Martin	Broadcast Assistant
Tara Masten	Account Manager
Mick Mixon	Play-By-Play Broadcaster
David Monroe	Website Coordinator
Kyle Ritchie	Director of PantherVision and Entertainment
Jennifer Sklenar	Sponsor Services Manager
Dana Thomas	Account Manager
Jen Wouters	Sponsor Events Coordinator

COMMUNICATIONS

Charlie Dayton	Director of Communications
Steven Drummond	Media Relations Assistant
Deedee Mills	Public Relations Assistant





Jerry RICHARDSON

owner/founder

College:	Wofford College
Birthdate:	7/18/36
NFL:	15th Season
Panthers:	15th Season



Jerry Richardson is a native Carolinian whose dream was to bring NFL football and the world championship he knew as a player in the League to his home. With the Panthers entering their second decade, Richardson has firmly established the NFL into the Carolina landscape while dedicating his efforts to making the rest of his vision a reality.

On October 26, 1993, Richardson became the first former NFL player since George Halas to become an owner when the Carolinas were unanimously awarded the NFL's 29th franchise.

A lifelong resident of the Carolinas, Richardson and his wife, Rosalind Sallenger Richardson, have two sons, Jon and Mark, and a daughter, Ashley Richardson Allen, of Charlotte. The Richardsons have nine grandchildren and live in Charlotte.

Edited Excerpt from *Johnny Unitas: America's Quarterback*

A Lasting Impression

Jerry Richardson, a tall, shy receiver was one of the newcomers to the Colts in 1959. Like Unitas, he came from a small college. He had played college football in South Carolina at Wofford College, and Richardson always seemed to be explaining just where Wofford was.

There were approximately one dozen other receivers running around trying to make a lasting impression, one that would enable them to fill the sole spot on the roster. Richardson's chances were not exactly promising, being taken in the 13th round and the 153rd player overall.

Unitas saw the underdog in Richardson, who had married his college sweetheart, Rosalind Sallenger. When training camp opened for the 1959 season, Richardson had no way to get to practice, so Unitas helped him out. He picked him up in the front of the rented house every morning to drive him to camp. They got along fine. Unitas didn't talk, and neither did the rookie, which suited them both.

The Touchdown Catch

Late in the 1959 championship game, was Baltimore head coach Weeb Ewbank thinking of a field goal to give the Colts an eight point lead in the 4th quarter against the New York Giants? Richardson, the rookie receiver Unitas chauffeured during training camp was waiting to return the favor by bringing in the play that Ewbank wanted.

"I stood next to Weeb and looked at him for the play," recalls Richardson. "I finally asked him what the play was and he remarked, 'Just tell Unitas to score.'"

Given the opportunity to score a seemingly safe field goal or a touchdown Unitas would always go for the six points.

"Raymond Berry was split on the left and would make his cut into the middle underneath the linebacker. I lined up close to the tackle and would swing wide to the outside. It really was Berry's play all the way. He had done it a thousand times. But Unitas looked off Berry, and I looked around and saw the ball coming to me. I squeezed it tight and went into the end zone standing up. I never expected the ball and neither did the Giants."

The rookie's touchdown was the clincher. The Colts moved closer to the championship with a 21-9 lead.

PANTHERS PARTNERSHIP GROUP



Jerry **RICHARDSON**
Charlotte, North Carolina



Rosalind S. **RICHARDSON**
Charlotte, North Carolina



Jon **RICHARDSON**
Charlotte, North Carolina



Mark S. **RICHARDSON**
Charlotte, North Carolina



Ashley Richardson **ALLEN**
Charlotte, North Carolina



John M. **BELK**
Charlotte, North Carolina



Johnny **BELK**
Charlotte, North Carolina



H.C. **BISSELL**
Charlotte, North Carolina

PANTHERSPARTNERSHIP GROUP



Erskine B. **BOWLES**
Charlotte, North Carolina



Derick S. **CLOSE**
Charlotte, North Carolina



Elliott S. **CLOSE**
Fort Mill, South Carolina



Cameron M. **HARRIS**
Charlotte, North Carolina



John W. **HARRIS**
Charlotte, North Carolina



Donald R. **KEOUGH**
Atlanta, Georgia



Leon **LEVINE**
Charlotte, North Carolina



Jerry **WORDSWORTH**
Rocky Mount, North Carolina



Steve **WORDSWORTH**
Rocky Mount, North Carolina



Jon **RICHARDSON** president-panthers stadium llc

College:North Carolina
Birthdate:8/11/59
NFL:14th Season
Panthers:14th Season



Now over a decade old, Bank of America Stadium remains one of the elite facilities in the country due to the dedication and care of Jon Richardson, President of Panthers Stadium LLC. In fact, with the "stadium-in-a-park" vision of the Richardson family, the stadium's eye appeal is greater now than when it opened. A statement that would be impossible without the meticulous watchful eye of Jon.

Although 20 stadiums have opened or undergone major renovations since Bank of America Stadium in 1996, any superlative list of facilities more often than not includes the home of the Carolina Panthers. However, the stadium is not limited to the pleasure of the fans. In its most recent survey the NFL players saluted the playing field as one of the top three in the League.

Jon has been in charge of Bank of America Stadium since Day One. Starting as director of stadium operations when construction began in 1994, Jon was promoted to president in 1997. A decade later, Jon remains vigilant in his commitment, overseeing a \$5.5 million club level renovation in 2003, which met an enthusiastic reception, and the renovation and replacement of the playing field in 2004. In a quest to keep the facility state-of-the-art, Daktronics LED boards were installed from goal line to goal line in the seating bowl during the 2006 offseason.

From landscaping to the concession stands, where pricing remains among the lowest in the NFL, to the playing field and restroom facilities, there is no facet of the stadium's operation that does not receive Jon's attention. In 2003, Bank of America Stadium was one of the facilities cited when the National Building Museum named the NFL a recipient of The Honor Award in recognition of the important role that football stadiums have played in the physical revitalization of American cities during the past decade, as well as their architectural and engineering excellence.

The stadium is still used as a model by organizations and municipalities preparing to build their own facilities. With the club level innovations and stadium upgrades, Bank of America Stadium has remained an example for new construction more than a decade after its opening.

The first 11 seasons have often put Jon and the facility to the test with 110 sellouts in the 112 NFL games played in the stadium, including playoff contests in 1996 and 2003. Both have consistently passed with honors as they have done since opening in August of 1996. Under Jon, quality has been the goal from the start and, at a cost of approximately \$187 million, privately funded Bank of America Stadium has proven to be a bargain by any assessment. With generous ratios of concession points of sale to an above-average ratio of restroom facilities, the stadium has proven to be convenient for fans since its inception. Bank of America Stadium still remains a model for stadium design and innovation.

In addition to hosting over 100 Panthers games since 1996, the facility has accommodated a variety of events, ranging from the Rev. Billy Graham's 1996 Carolinas Crusade to the Rolling Stones "Bridges to Babylon" tour. It also has been the site for a number of college football games as well the men's NCAA College Cup soccer game for two years and U.S. Women's World Cup soccer team exhibition matches in 1999 and 2000. The past five years have seen the stadium host the Meineke Car Care Bowl, one of the most successful start-up bowl games in NCAA history.

Jon was a three-year letterman and two-year starter at wide receiver for the University of North Carolina, where he led the team in receptions in 1981. His success with the Tar Heels earned him a training camp tryout with the Baltimore Colts in 1982. After receiving his degree in economics in 1982, Jon spent three years in the food industry before returning to North Carolina to earn his MBA in 1987. He then began A-OK Home Services in Chapel Hill and sold the successful enterprise after five years. In 1994, he joined the Panthers.

Jon is a trustee at Fork Union Military Academy. He and his wife, Kathleen, have a son, Johnson, who is a sophomore at Wofford, where he plays football, and two daughters, Rose and Claire, and live in Charlotte.



Mark **RICHARDSON**
 president-panthers football llc

College:	Clemson
Birthdate:	7/29/60
NFL:	15th Season
Panthers:	15th Season



Whatever the barometer – performance on the field, marketing, television ratings, attendance, or stadium naming rights – the Panthers have been one of the NFL leaders under the stewardship of team president Mark Richardson. Mark has been at the heart of the franchise long before there was a nickname, uniforms or stadium and has played a central role in the development of virtually every facet of the organization, while emerging as a leader not only of the Panthers, but the National Football League.

Employing a philosophy that merges family business principles with contemporary marketing, the Panthers reflect a unique blend of traditionalism and state-of-the-art technology under Mark.

In ESPN The Magazine's fan satisfaction ranking of all professional sports teams, the Carolina Panthers have been in the top twelve two of the last three years. The team's training camp at Wofford College was included in the top five for fan friendliness by Peter King of *Sports Illustrated*. The Panthers television ratings throughout the Carolinas have spiked upward, increasing any where from 60 to 85 percent over the last five years.

On the field, the team's 49 wins since 2002 are seventh most in the NFC and are one of five teams to reach the final week of the season in playoff contention the last four years. In January of 2006 *The Charlotte Observer* wrote, "The team's success has binded a region, erasing state lines like politicians and civic leaders have been unable to do."

Richardson's philosophy is a combination that has enabled the team to be innovative and maintain the values of his family. Bank of America Stadium's reputation as one of the foremost sports venues in the country is a reflection of Mark's commitment to providing the best for Carolina's supportive fan base. From location to financing, he played an integral role in the stadium's origins. When the cost of a stadium and a franchise appeared prohibitive, he helped identify the Permanent Seat License concept that is now commonplace in the sports world. He also guided the land acquisition and contributed to a construction process that was so ideal it has been honored by the National Building Museum for urban revitalization, design excellence and civic pride. In 1996, Mark broke marketing ground when he negotiated one of the first naming rights agreements in League history with Ericsson. The renaming of the stadium to Bank of America Stadium occurred on the eve of Carolina's 2003 NFC Championship Game and reinforced one of the strongest sponsorship agreements in the National Football League.

In addition to being one of the nation's finest venues, Bank of America Stadium has also been one of the best attended with the Panthers selling out 110-of-112 games. The marketing success is further validation for many of the early franchise decisions in which Mark played a lead role, including the design of the team uniforms and development of the award-winning logo. The Panthers have been at the forefront of business development in the NFL, becoming one of just three teams to bring its radio and television packages in-house.

He has served seven years on the prestigious NFL Competition Committee after being described by the former Commissioner Paul Tagliabue as "an individual who brings something special to the committee's task". Mark's evolution as a League leader continued when he also was named to the NFL Network Operations Committee and the Broadcast Committee.

In addition to earning an undergraduate degree in business administration from Clemson University in 1983 and an MBA from the University of Virginia in 1987, Mark has an athletic background that includes playing for Clemson's 1981 National Championship football team and ACC Championship teams in 1981 and 1982. Born July 29, 1960, Mark has lived in the Carolinas most of his life. He now resides in Charlotte and is active in the community as a board member of several organizations, including the Charlotte Chamber of Commerce and Charlotte Regional Partnership. He is also a member of the Clemson University College of Business and Behavioral Science Advisory Board. Mark has a son, Ace, and a daughter, Raven.





John **FOX** head coach

College:	San Diego State
Birthdate:	2/8/55
NFL:	19th Season
Panthers:	6th Season



Taking over a one win team five years ago, John Fox averaged nearly ten wins a year in his first five seasons as head coach. It is a remarkable turnaround, and the Panthers 49 victories during that span ranked as the seventh most in the NFL.

Fox has directed Carolina to two playoff appearances, two NFC Championship games and a Super Bowl in five seasons. In that time, the Panthers compiled a 49-38 overall record, easily making him the winningest coach in franchise history.

In doing so, he also has put his name alongside some of the game's coaching hierarchy with the following achievements:

- The Panthers four consecutive playoff road victories under Fox tied the NFL record held by the Dallas Cowboys under Tom Landry.
- With four postseason road victories, Fox trails only Landry (seven) and Joe Gibbs (five).
- In guiding the Panthers to the Super Bowl in 2003, Fox joined Vince Lombardi and Bill Parcells as the only coaches in NFL history to inherit a one-win team and guide it to the playoffs two years later.

Those accomplishments only begin to tell Fox's story. The 41 wins in his first four years more than doubled the Panthers total in the previous four seasons (20).

His impact was immediate. In his first season, Carolina improved its record by six games, from 1-15 in 2001 to 7-9 in 2002. The six-game improvement was the best in the NFL that season and the best jump for a rookie head coach since the League instituted the 16-game schedule in 1978.

That success laid the foundation for his second season as the Panthers, a consensus last-place preseason selection, stunned the experts by winning the NFC South before advancing to the Super Bowl with playoff wins versus Dallas, at St. Louis and at Philadelphia. The victory over the Rams ended a 14-game St. Louis home winning streak in the fifth-longest overtime game in League history.

The 2004 season saw Fox at his best as injuries derailed a promising season, and the Panthers were mired in last place midway through the season at 1-7. Faced with a depleted roster and the greatest adversity of his short head-coaching career, Fox responded by leading Carolina to six wins in the final eight weeks, narrowly missing a second consecutive playoff berth.

The strong finish set up another playoff run by Carolina in 2005 as the Panthers recorded an 11-5 regular season mark to make the NFC postseason as a Wild Card. Once again, Fox was at his best when his team had to win the final week on the road at Atlanta and responded with a 44-11 victory. Then came road playoff wins against the New York Giants and Chicago Bears before a loss in the NFC Championship game at Seattle.

In 2006, the Panthers lost three starters in the opening week but managed an 8-8 record to provide back-to-back non-losing seasons for the first time in team history.

His success is no surprise to those who know him best, particularly Panthers general manager Marty Hurney, who worked with Fox at San Diego in the 1990's.

"He has it," says Hurney. "He has great people skills. He listens to everybody, and he has defensive expertise. He has a tremendous presence. When he walks down the hall, he affects everybody."

Working with defensive coordinator Mike Trgovac, the Panthers five-year record under Fox is a confirmation of that expertise. In that period, Carolina ranked fifth in yardage allowed, fourth in yards allowed per play, sixth in first downs and rushing yards allowed and 10th in third down efficiency.

It was those intangibles, combined with a thorough knowledge of the game, that led the Panthers to Fox in 2002. And the fruits of Fox's labor are evident on every level.

The salary-strapped roster he inherited has been revamped with some of the best talent in the NFL. Defensive end Julius Peppers has appeared in three straight Pro Bowls, wide receiver Steve Smith in two consecutive Pro Bowls and defensive tackle Kris Jenkins in two under Fox's tutelage.

Changing the mindset was equally important and possibly more challenging as improving the personnel. After going 3-16 in games decided by three points or fewer from 1999-2002, the Panthers tied an NFL record with seven victories by three points or less in 2003. Seven times they drove for the game-winning score in overtime or with less than two minutes remaining in regulation during the regular season.

The groundwork for his success was laid at the first meeting Fox conducted with his team in the spring of 2002.

"He told us that we weren't tough enough to win in this League, and that is not something you are used to hearing as an NFL player," said former defensive tackle Brentson Buckner.

The Panthers opened Fox's first season with a 10-7 victory over Baltimore, ending the long losing streak and setting the tone for a season that would include several milestones:

- The six-game improvement was the largest in the NFL in 2002, and only two previous rookie head coaches had a more significant impact on their team's record since the NFL implemented a 16-game schedule in 1978, Jim Haslett in 2000 and Bobby Ross in 1992.
- Carolina's defense became the only unit since the NFL merger in 1970 to improve to second in the NFL in overall defense after placing last the previous season.
- The Panthers ranked in the top five of 10 different defensive categories, leading the NFL in rushing yards per attempt and sacks per pass play, ranking second in third down efficiency and third in first downs allowed per game.
- The 52 sacks recorded by Carolina in 2002 doubled the total of the previous season and is the second-highest in team history.

Since that first season, Fox and Hurney have continued to massage the Panthers roster, replacing one of the oldest rosters in the NFL with a young nucleus.

Only six starters - wide receiver Steve Smith and fullback Brad Hoover on offense and Mike Rucker, Mike Minter, Kris Jenkins and Dan Morgan on defense - remain from the team Fox inherited.

Better talent has only been part of the equation. Fox also has demonstrated an ability to keep players together in difficult times. That was never more evident than the 2004 season when the Panthers became just the third team since 1990 to finish with seven wins after starting 1-7 and the sixth team since 1974 to follow up a 1-7 start with seven victories.

In the face of losing Smith, Jenkins and running back Stephen Davis, Fox fell back on a couple of his favorite euphemisms: "Everybody starts out a nobody," and "If we didn't think you were good, you wouldn't be here."

The words proved prophetic as former free agent running back Nick Goings responded with five 100-yard games, rookie wide receiver Keary Colbert caught 47 passes and Travele Wharton another rookie, stepped in as a starter on the offensive line.

In Fox's rookie season as head coach, the Panthers started 3-0 but lost eight consecutive games mid suspensions, injuries and assorted setbacks. Though on the ropes, Carolina never buckled under Fox and rallied to win four of its final five games.

After an 8-2 start in 2003, the Panthers slipped into a three-game losing streak. However, Fox again steadied the ship and Carolina regrouped to win its final three games and the NFC South division.

The team's first playoff appearance since 1996 resulted in some of the most memorable moments in team history. Hosting the NFC Wild Card game against Dallas, the Panthers won convincingly 29-10, accumulating 380 yards against the NFL's top ranked defense while not committing a turnover or a penalty.

A week later, the Panthers played the fifth-longest game in League history, topping St. Louis 29-23 in the second overtime to stop a 14-game home winning streak by the Rams. A week later Carolina won its first NFC Championship by defeating Philadelphia 14-3 on the road.

Fox culminated a 20-year odyssey when he was named head coach of the Carolina Panthers on January 26, 2002. Regarded as one of the top defensive coaches in the National Football League, Fox proved to be the right choice at the right time for the franchise. Production, work ethic, enthusiasm and high energy were ingredients he brought to Carolina.

It is fitting that Fox achieved his opportunity the old fashioned way, beginning as a graduate assistant in 1978 and making 12 stops in 17 years before being named defensive coordinator of the New York Giants in 1997. Seizing that opportunity, he annually produced highly regarded units for the Giants, known for their all-out play as well as their production.

His style and philosophy are as grounded as his career path to Carolina. It is a combination that caught the Panthers attention. For in Fox, the son of a Navy SEAL, they found a man whose passion for the game is matched by the zeal of his players on the field.

If Fox coaches with a passion, it could be that he has something to prove after so many stops. Boise, Idaho. Ames, Iowa. Lawrence, Kansas. They were all on his resumé before reaching the NFL as a secondary coach for the Pittsburgh Steelers in 1989. Even then he stayed on the move - San Diego 1992-1993, Oakland 1994-1995, St. Louis 1996 - before reaching the Giants as defensive coordinator.

At New York, the accolades began to build, reaching a crescendo in New York's shutout of high-powered Minnesota in the 2001 NFC Championship Game. The Vikings entered the game averaging more than 25 points while passing for nearly 260 yards per game. Against Fox's defense, the totals were zero points and 60 yards through the air.

It was a performance that had been building in the regular season. In that season, New York allowed only 62 first downs rushing, well below the NFL average of 98. Three opponents gained less than 200 total yards. However, it was the consistency that characterized his units. During five years as coordinator, New York had 153 takeaways, the seventh-highest total in the NFC. The Giants also had a plus 25 turnover differential that ranked third in the conference and fourth in the League over the period. Pass pressure was another trademark of Fox's units. Under his tutelage, New York recorded 230 sacks, ranking third in the NFL. In 2001 Michael Strahan set a League individual record with 22.5 sacks.

Similar to Carolina, Fox's impact was immediate upon his arrival in New York. In 1997, Fox orchestrated a defense that led the NFL and set a club record in takeaways with 44, leading the League in interceptions with 27. That edition of the Giants defense finished tied for third in the League in sacks with 54, the fourth-best total in team history. The defense was second in the NFC against the run at 90.7 yards per game and held opponents to 20 or fewer points in 12-of-16 games, including 10 or less in six of those contests.

Fox was honored as *Pro Football Weekly's* Assistant Coach of the Year. However, his success as a coordinator did not begin with the Giants.

Before serving as a consultant to the Rams in 1996, he engineered the Oakland Raiders defense to a 10th place finish in total defense in 1994 and 11th in 1995.

Before joining Oakland, Fox was the secondary coach under Bobby Ross at San Diego in 1992 and 1993. Fox started his NFL coaching career with the Pittsburgh Steelers as a defensive back coach from 1989-1991, overseeing the top rated pass defense in 1990.

Fox moved to the Steelers from the University of Pittsburgh, where he served as defensive coordinator and secondary coach for the Panthers from 1986-1988. In each of his three seasons, the Pittsburgh pass defense was statistically ranked among the top 10 in the nation.

Prior to his three-year stay at Pittsburgh, Fox made eight moves in as many seasons as he worked his way through the coaching ranks, including a foray in professional football with the Los Angeles Express of the USFL in 1985.

Starting as a graduate assistant at his alma mater of San Diego State in 1978, Fox became an assistant at United States International University a year later and made a succession of moves to Boise State (1980), Long Beach State (1981), Utah (1982), Kansas (1983) and Iowa State (1984).

A native of Virginia Beach, Virginia, Fox was born February 8, 1955 and grew up in the San Diego area after moving at age 15. He attended Castle Park High School in Chula Vista and played football at Southwestern Junior College in Chula Vista (1974-75) before going to San Diego State, where he played defensive back for the Aztecs. He graduated from San Diego State with a bachelor's degree in physical education and earned a secondary education teaching credential in 1977.

Fox and his wife, Robin, have three sons: Matthew (11/5/87), Mark (12/4/90) and Cody (2/21/92), and a daughter, Halle (12/27/99).

Along with his football accomplishments, Fox has been a community leader in the Carolinas. He and Robin co-chair the annual Angels & Stars Gala benefiting St. Jude Children's Research Hospital and are frequent participants in community charity fund raisers.

JOHN FOX'S COACHING HISTORY

Year	Position	Team
1978	Graduate Assistant	San Diego State
1979	Assistant Coach	U.S. International
1980	Secondary Coach	Boise State
1981	Secondary Coach	Long Beach State
1982	Secondary Coach	Utah
1983	Secondary Coach	Kansas
1984	Secondary Coach	Iowa State
1985	Secondary Coach	Los Angeles Express (USFL)
1986-88	Def. Coord./Secondary Coach	University of Pittsburgh
1989-91	Secondary Coach	Pittsburgh Steelers
1992-93	Secondary Coach	San Diego Chargers
1994-95	Defensive Coordinator	Oakland Raiders
1996	Consultant	St. Louis Rams
1997-2001	Defensive Coordinator	New York Giants
2002-current	Head Coach	Carolina Panthers





Jim SKIPPER

assistant head coach/running backs

College:.....Whittier College
 Birthdate:.....1/23/49
 NFL:.....20th Season
 Panthers:.....6th Season



COACHING: Resourcefulness and ingenuity are only two of the characteristics that led John Fox to promote Jim Skipper to assistant head coach, but they may be the two that have served him best as running backs coach since 2002. Skipper has had to deal with injuries and setbacks annually during his tenure, but at the end of the season, his position is one of the most productive on the team.

Five of Carolina's top seven rushing seasons have come under Skipper. The 1,659 yards in 2006, including a team record 242 rushing yards against St. Louis, broke the previous team mark of 223-yards in the NFC Wild Card game against the New York Giants a year earlier. Whether Stephen Davis, DeShaun Foster, Nick Goings, DeAngelo Williams or Brad Hoover, Skipper has coaxed the best out of the Panthers running backs.

His best effort may have come in 2004 when Carolina started four different players at halfback because of injuries. Foster recorded a 100-yard rushing game, and Hoover rushed for 99 yards in his only start at halfback. During the last eight games of the 2004 campaign, Goings, a former undrafted free agent, recorded five 100-yard rushing games.

Since joining the Panthers, Skipper has used eight different starting halfbacks, and six of those have produced 100-yard contests. With a healthy backfield contingent in 2003, Skipper coached the Panthers to a team record 2,091 yards rushing while helping Davis set a club individual record with 1,444 yards on the way to a Pro Bowl season. During his first year in Carolina, Skipper nurtured the Panthers running game to a 214-yard improvement over the 2001 campaign despite losing starter Lamar Smith after 11 games and Foster for the season in training camp.

A coaching veteran with more than 30 years of experience, including 19 in the NFL, Skipper came to Carolina after spending four years with the New York Giants and 2001 as head coach of the XFL's San Francisco Demons. He began his NFL coaching career as running backs coach with the New Orleans Saints in 1986 and served in that capacity through 1995. During his 10-year tenure with New Orleans, Skipper coached two Pro Bowlers, Rueben Mayes in 1986 and 1987 and Dalton Hilliard in 1989. Mayes' 1,353 yards in 1986 and Hilliard's 1,262 in 1989 still stand among the 10 highest single-season rushing totals in Saints history.

Skipper moved to Arizona in 1996 and coached with the Cardinals for one season, in which fullback Larry Centers was named to the Pro Bowl.

Following his stint with the Cardinals, Skipper assumed the same role with the New York Giants from 1997-2000. In his first season with New York, the team finished seventh in the NFL in rushing with an average of 124.3 yards per game. As an XFL head coach, Skipper led the Demons to a 5-5 record and a playoff berth, advancing to the league championship game.

Skipper entered coaching as the defensive backs coach at Cal Poly-Pomona in 1974 before joining San Jose State in 1977. He switched to offense as running backs coach at Pacific in 1979 and then coached running backs at Oregon from 1980-82. Skipper made his foray into the professional coaching ranks with the USFL's Philadelphia/Baltimore Stars from 1983-85.

PLAYING AND PERSONAL: A graduate of Whittier College, Skipper played defensive back and also served as a kick and punt returner for the Poets. Born January 23, 1949, in Breaux Bridge, LA, he grew up in Brawley, CA. Skipper and his wife, ElMarie, have three sons, Kelly, Timmy and Courtney. Kelly is the tight ends coach for the Oakland Raiders. Timmy, who is the running backs coach at Fresno State, played linebacker at Fresno State from 1997-2000. In a unique distinction, Skipper coached running back Lorenzo Neal at New Orleans, and Skipper's son Kelly coached Neal's son in college at Fresno State. DeShaun Foster also was coached by Kelly at UCLA.

HISTORY: Defensive back Whittier College 1971-72. College coach: Cal Poly-Pomona 1974-76, San Jose State 1977-78, Pacific 1979, Oregon 1980-82. Pro coach: Philadelphia/Baltimore Stars (USFL) 1983-85, New Orleans Saints 1986-95, Arizona Cardinals 1996, New York Giants 1997-2000, San Francisco Demons (XFL) 2001 (head coach), joined Panthers in 2002.



Jeff **DAVIDSON** offensive coordinator

College: Ohio State
Birthdate: 10/3/67
NFL: 13th Season
Panthers: 1st Season



COACHING: Jeff joined the Panthers as offensive coordinator after two seasons in Cleveland following a most successful eight-year stint at New England. While with the Patriots, he contributed to four division titles, five playoff appearances, three conference titles and three Super Bowl championships as the tight ends/assistant offensive line coach from 1997-2004.

Over those ten years he has experienced challenges of every nature in preparation for a full season as an offensive coordinator. His units in Cleveland were decimated by injuries while the time in New England was characterized by remarkable stability. Davidson met both with the same resolve.

His success with the Patriots took Jeff to Cleveland in 2005 as offensive line coach, and his impact was immediate when he helped the Browns break a twenty-year drought without a 1,000 yard rusher. Reuben Droughns easily eclipsed that milestone with 1,232 yards behind an offensive line, which included three new starters.

The offensive line was bludgeoned with injuries in 2006 as Davidson's role was expanded six games into the season when he was named offensive coordinator. Despite the setbacks, tight end Kellen Winslow and wide receiver Braylon Edwards had breakthrough seasons with 89 and 61 receptions, respectively.

A member of New England's staff in 2004, he and offensive line coach, Dante Scarnecchia, worked with a unit that saw only three lineup changes during the entire season as the Patriots won Super Bowl XXXIX. The Patriots proved adept running and passing as Corey Dillon rushed for 1,535 yards and quarterback Tom Brady was sacked only 26 times, sixth fewest in the NFL. Meanwhile, the New England tight ends, under Davidson's tutelage, combined for 11 touchdowns and nine pass plays of 20 yards or more.

His coaching career with the Patriots was characterized by such play from the tight ends as well as the offensive line. As tight ends coach in 1997, he helped Ben Coates emerge as the team's reception leader with 66, which secured a Pro Bowl berth. He moved to assist on the offensive line for four seasons but again saw his duties expanded to include the tight ends in 2002 and tripled the receiving production for the position from the previous season.

Davidson began his NFL coaching career in 1995 as a volunteer assistant with the New Orleans Saints. A year later he was named offensive assistant, responsible for the breakdown of game tapes, opponent scouting and self scouting in addition to maintaining a number of on-field coaching responsibilities.

PLAYING AND PERSONAL: His coaching success is an extension of his playing career. A fifth-round draft choice of the Denver Broncos in 1990, Davidson moved into the starting lineup in his second season. He started 16 games in 1991 at left tackle and every game the following season at left guard. After signing with the Saints in 1994, a shoulder injury seven games into the season ended his career. Prior to the NFL, Davidson earned All-Big Ten honors as a senior and was a four-year letterman at Ohio State.

A native of Akron, Ohio, Jeff was born October 3, 1967 and attended Westerville North High School, where he earned *Parade* All-American honors as a senior. Jeff and his wife, Judi, have two sons, Nicholas and Alexander.

HISTORY: Offensive Tackle Ohio State 1986-89. Pro Offensive Lineman: Denver 1990-1992, New Orleans, 1994. Pro coach: New Orleans 1995-1996, New England 1997-2004, Cleveland 2006-2006, joined Panthers in 2007.



Mike TRGOVAC

defensive coordinator

College: Michigan
 Birthdate: 2/27/59
 NFL: 13th Season
 Panthers: 6th Season



COACHING: If a coach is evaluated by his body of work, Mike Trgovac has compiled an impressive resume since joining the Panthers in 2002. During that period, the Panthers rank 5th in total yards allowed trailing only Tampa Bay, Pittsburgh, Baltimore and Denver. They are also sixth in first downs allowed and rushing yards allowed per attempt, ninth in rushing yards allowed per game and 10th in third down efficiency.

The 2006 season did nothing to hurt that standing as Carolina finished in the top ten in nine different defensive categories to continue their recent history of excellence under Trgovac. That performance came on the heels of a season in which the Panthers finished third in the League in yards allowed, fifth in points allowed and first in takeaways with a team record 42. Overall, Carolina finished in the top ten of 10 different defensive categories while advancing to the NFC Championship game in 2005 for the second time in three years with Trgovac as defensive coordinator. Saving their best effort for the postseason, the Panthers became the first road team in more than 25 years to post a shutout, when they held the New York Giants to 132 yards in a 23-0 victory.

That success followed an impressive 2004 season in which Carolina lost a Pro Bowl defensive tackle and started three defensive backs who combined for less than a year of NFL starting experience but still led the League with a team-record 26 interceptions and ranked second in the League with a club-record tying 38 take-aways. The manner in which it was reached reflects on Trgovac's ability to adapt. With only nine take-aways at midseason, Carolina recorded 29 in the final eight games, reduced its opponents' yards per rushing attempt by nearly one yard in the second half of the year and finished fourth in the NFC in yards allowed per rushing attempt.

Under his tutelage in 2003, Carolina finished in the top ten of 10 different defensive categories, including yards per game, yards per play, sacks per pass play, first downs per game, third down efficiency and, most important, points allowed. In the postseason, the Panthers forced four turnovers and limited the Philadelphia Eagles to a field goal in Carolina's 14-3 NFC Championship victory.

As defensive line coach in 2002, Trgovac laid the groundwork for his elevation to defensive coordinator. The promotion was well-earned considering the dramatic improvement of Carolina's front four. The Panthers defensive line ranked third in the NFL with 39 sacks and was the linchpin of a defense that led the League in sacks per pass play and rushing yards per attempt. Under Trgovac's guidance, Julius Peppers became the first player in team history to be named NFL Defensive Rookie of the Year, and tackle Kris Jenkins was selected first-team All-Pro by *The Associated Press*.

Prior to joining Carolina, Trgovac spent two seasons as defensive line coach at Washington, where he helped guide a Redskins defense that ranked fourth in the NFL and first in the NFC in 2000. He joined the Redskins in 2000 after serving as the Green Bay Packers defensive line coach in 1999. Prior to that, he spent four seasons as the Philadelphia Eagles defensive line coach from 1995-98. In 1998, the Eagles finished third in the NFL in sack percentage and first overall against the pass. Trgovac's 1995 line recorded an NFL-best 42.5 sacks.

Before entering the NFL, Trgovac coached 11 years as a defensive line coach on the college level, beginning in 1984 as a graduate assistant at his alma mater, Michigan. Following two seasons with the Wolverines, he coached at Ball State from 1986-88, Navy in 1989, Colorado State from 1990-91 and Notre Dame from 1992-94, where he was an assistant to head coach Lou Holtz.

PLAYING AND PERSONAL: As a player under Bo Schembechler at Michigan from 1977-80, Trgovac started three years at middle guard and was second-team All-America as a senior. He earned All-Big Ten honors twice and played in three Rose Bowls. An All-State football player at Fitch HS in Austintown, OH, he was named defensive lineman of the year in 1976 and won the state heavyweight championship in wrestling. A native of Youngstown, OH, Trgovac and his wife, Angela, have two children, a daughter, Jordan, and a son, Michael. His last name is (pronounced TER-guh-vack).

HISTORY: Defensive lineman Michigan 1977-80. College coach: Michigan 1984-85, Ball State 1986-88, Navy 1989, Colorado State 1990-91, Notre Dame 1992-94. Pro coach: Philadelphia Eagles 1995-98, Green Bay Packers 1999, Washington Redskins 2000-01, joined Panthers in 2002.



Danny **CROSSMAN** special teams coordinator

College:	Pittsburgh
Birthdate:	1/17/67
NFL:	5th Season
Panthers:	5th Season



COACHING: Special is a good adjective for Danny Crossman, who continues to oversee three of the best specialists in the NFL. Kicker John Kasay, punter Jason Baker and snapper Jason Kyle form the nucleus of a unit that has traditionally ranked among the best in the League. Already excellent, Kasay has only improved under Crossman's eye over the past two years, and Baker has set back-to-back team records for net punting average.

Despite a transition through injuries and losses that impacted the return game in 2006, Carolina's special teams under Crossman remained among the leaders in coverage and the best overall with Kasay and Baker.

In 2005, his first season as head special teams coach of the Panthers, Crossman nurtured the unit to one of its best seasons. The Panthers ranked ninth in the comprehensive *Dallas Morning News* ratings on the strength of a second place finish in punt coverage and a seventh place in kickoff coverage. That success came despite the loss of a Pro Bowl punter, but Crossman tutored newcomer Baker to first place in the NFC in net punting with an average 38.9 yards.

Crossman was named special teams coach in 2005 after serving as an assistant in the professional and college ranks. His 2003 NFL debut proved to be a resounding success as the NFC Champion's special teams units finished second in the ratings by the *Dallas Morning News*. Playing an integral role in that success, Crossman assisted with both the special teams units and the strength and conditioning program.

He came to the Panthers from Michigan State, where he served in 2002 as the Spartans linebackers coach and special teams coordinator, and brought an impressive resumé to Carolina. Prior to working at Michigan State, Crossman coached three seasons at Georgia Tech from 1999-01, serving as the special teams coordinator and defensive ends coach his first two years prior to tutoring the defensive backs and contributing as special teams coordinator in 2001. In 1999 and 2001, the Yellow Jackets ranked among the NCAA leaders in kickoff return average, net punting average and punt return average. Crossman coached two first-team All-ACC specialists in kicker Luke Manget and kick returner Kelley Rhino in 2001, and his special teams units led the ACC in kickoff return average and punt return average in 2000.

Crossman entered coaching at the U.S. Coast Guard Academy in 1993, where he coached the defensive backs and special teams. He moved to Western Kentucky from 1994-96, handling special teams and the secondary for two seasons and the outside linebackers in 1996. Crossman then joined Central Florida as the defensive backfield and special teams coach from 1997-98.

PLAYING AND PERSONAL: Crossman earned three letters at the University of Pittsburgh, helping the Panthers to a combined record of 22-12-1 and appearances in the 1987 Bluebonnet Bowl and 1989 Sun Bowl, after transferring from Kansas following his freshman season. He started 11 games at fullback for the Panthers as a junior in 1988 and rushed for 273 yards and two touchdowns. Crossman was named team MVP and earned second-team All-America honors as a senior in 1989, recording 62 tackles and one interception from his strong safety position. At Kansas, he made eight starts at defensive back and posted 48 tackles and one interception to garner freshman All-America honors in 1985. He spent parts of two seasons in the NFL with Washington in 1990 and Detroit in 1991. Crossman played two years from 1991-92 with the London Monarchs of the World League of American Football. He intercepted three passes in the inaugural World Bowl in 1991, returning one interception 20 yards for a touchdown, to earn MVP honors as London shut out Barcelona 21-0. Crossman earned his bachelor's degree in business administration and communications from Pittsburgh in 1990. He and his wife, Susan, have a son, Kyle, and a daughter, Kaylie.

HISTORY: Defensive back Kansas 1985, fullback/defensive back Pittsburgh 1987-89. Pro defensive back: London Monarchs (WLAF) 1991-92. College coach: U.S. Coast Guard Academy 1993, Western Kentucky 1994-96, Central Florida 1997-98, Georgia Tech 1999-01, Michigan State 2002. Pro coach: Joined Panthers in 2003.



Geep **CHRYST**

tight ends/offensive quality control

College:Princeton
 Birthdate:6/25/62
 NFL:15th Season
 Panthers:2nd Season



COACHING: A 15-year veteran of the NFL, Chryst is in charge of the tight ends during his second Panthers season as well as serving as the team's quality control assistant for the offense.

It's a different challenge for Chryst but one for which coaching stops with the Chicago Bears, Arizona Cardinals (twice) and the San Diego Chargers have left him more than prepared. Prior to coming to Carolina, his most recent experience was quarterbacks coach of the Cardinals from 2001-2003, where he was reunited with quarterback Jake Plummer. Under Chryst in 2001, Plummer threw 18 touchdown passes and just 14 interceptions after having 45 passes picked off the previous two seasons. Plummer had only two interceptions in his final 245 passing attempts and none in a span of 142 consecutive throws.

With Chryst in 1998, Plummer ranked 4th in the NFL in passing, and the Cardinals won their first playoff game in 51 years. In Arizona he also played a role in the development of Josh McCown, who finished the 2003 season as the starter and led the Cardinals to a dramatic victory over the Vikings on the last play of the season.

Chryst spent five seasons (1991-1995) with the Chicago Bears as director of research/quality control, three seasons in Arizona working with tight ends (1996-97) and quarterbacks (1998) and two years as offensive coordinator/quarterbacks coach in San Diego before returning to Arizona in 2001.

While with the Chargers, he was instrumental in the implementation and development of San Diego's productive no huddle offense in 1999. During that season, the Chargers completed the most passes (332) in 13 seasons and quarterback Jim Harbaugh enjoyed the second-highest passing production of his 15-year NFL career and became the first quarterback in team history since Hall of Famer Dan Fouts to pass for 400 yards in a game. Three times Chryst has been a part of an offense that has ranked in the NFL top ten in rushing and three more times he has been involved in an offense ranked in the NFL top 10 in passing.

PLAYING AND PERSONAL: Chryst was a three-year starter at linebacker and a two-year baseball player at Princeton, where he earned a bachelor's degree in history. He added a master's degree in educational administration from Wisconsin. His wife, Shelley, played volleyball at Wyoming and on the beach in the WPVA in 1994. She was also an assistant volleyball coach at Northwestern (1994) and Wisconsin-Milwaukee (1995). They are the parents of three children - sons, Keller and Jackson, and daughter, Gillian.

HISTORY: Linebacker Princeton 1981-1984. Pro: Tight end/longsnapper Orlando Thunder (World League) 1992. College coach: Wisconsin-Platteville 1987, Wisconsin 1988, Wyoming 1989-1990. Pro coach: Orlando Thunder (World League) 1991, Chicago Bears 1991-95, Arizona Cardinals 1996-98, San Diego Chargers 1999-2000, Arizona Cardinals 2001-2003, joined Panthers in 2006.



Ken **FLAJOLE** linebackers

College:	Pacific Lutheran
Birthdate:	10/4/54
NFL:	10th Season
Panthers:	5th Season



COACHING: Change and a consistently high level of play usually do not go together, but Ken Flajole annually merges the two very effectively while working with the Panthers linebackers. Once again in 2006 he proved to be a master improviser and an integral part in Carolina's seventh place defensive ranking in the League.

With Thomas Davis playing his first season at linebacker and Na'il Diggs a newcomer to the team as starters, Flajole lost linchpin middle linebacker Dan Morgan in the first game of the regular season. Nevertheless, the Panthers performed at a high level throughout the season.

Last season marked the fourth straight year that Flajole had to cajole the best out of a different starting lineup, and he faces a similar situation in 2007 with the departure of Chris Draft.

In 2004, two of Flajole's linebackers - Dan Morgan and Mark Fields - were named to the Pro Bowl. In his first season, Carolina advanced to the Super Bowl, where Morgan set a team record with 25 tackles.

Coming to Carolina in 2003 from Seattle as a defensive assistant, Flajole was pressed into duty during training camp to assist Sam Mills with the Panthers linebackers. To the credit of both men, the linebacking corps remained a team strength despite the season-ending loss of Fields with illness and injuries at the middle linebacker position. Among the linebacking superlatives were Morgan's club record 25 tackles in Super Bowl XXXVIII and Will Witherspoon's career-high 114 regular-season tackles, second-highest on the team.

Flajole replaced Sal Sunseri as defensive assistant in 2003, bringing with him five years of NFL coaching experience. He spent three seasons as defensive backs coach and one as linebackers coach with Seattle from 1999-02 and one as a defensive assistant with Green Bay in 1998. As defensive backs coach for Seattle in 1999, Flajole's secondary led the NFL with 30 interceptions, including two that were returned for touchdowns. He spent the 2000 campaign as the Seahawks linebackers coach and returned to oversee the defensive backs in 2001 and 2002.

Before entering the NFL as a defensive quality control assistant with Green Bay in 1998, Flajole spent 21 years coaching in the college ranks. He served as Nevada's co-defensive coordinator/secondary coach for two seasons from 1996-97. His 1996 defense finished first in the conference in total defense, scoring defense and passing defense.

Prior to his duties at Nevada, Flajole held coaching positions at several other universities, beginning with his alma mater, Pacific Lutheran, from 1977-78, and then Washington in 1979. Other stops included Montana from 1980-85, Texas-El Paso from 1986-88, Missouri from 1989-93, Richmond in 1994 and Hawaii in 1995, holding defensive coordinator positions at Montana and Richmond.

PLAYING AND PERSONAL: An All-Conference linebacker at Wenatchee (WA) Valley Community College and Pacific Lutheran, Flajole earned a bachelor's degree in education from Pacific Lutheran in 1976. Born October 4, 1954, in Seattle, Flajole and his wife, Teri, have two daughters, Kelly and Kori.

HISTORY: Linebacker Wenatchee (WA) Valley C.C. 1973-74, Pacific Lutheran 1975-76. College coach: Pacific Lutheran 1977-78, Washington 1979, Montana 1980-85, Texas-El Paso 1986-88, Missouri 1989-93, Richmond 1994, Hawaii 1995, Nevada 1996-97. Pro coach: Green Bay Packers 1998, Seattle Seahawks 1999-2002, joined Panthers in 2003.



Mike **GILLHAMER** secondary/safeties

College:	Humboldt State
Birthdate:	2/20/57
NFL:	8th Season
Panthers:	4th Season



COACHING: In three seasons as safeties coach for the Panthers, Gillhamer has turned subtraction into addition in the face of turnover. During that time, the Panthers have had three new starters while continuing to rank among the League leaders in pass defense.

Assuming responsibilities of the Panthers safeties in 2005, Gillhamer's task quickly became more difficult with the loss of returning starter Colin Branch in the preseason. Undaunted, he replaced Branch with Marlon McCree, who played an integral role in the Panthers finishing 3rd in NFL defense.

Gillhamer faced a similar challenge again last season with the departure of McCree in free agency, but Shawn Williams moved into the spot beside Mike Minter and the Panthers finished fourth in pass defense and seventh overall. Without Williams returning in 2007, Gillhamer is again being asked to perform addition by subtraction.

It is no wonder that since his return to the NFL in 2004, Gillhamer has become a valuable member of the coaching staff. In his first season, his tutelage played a role in a Panthers defense that led the NFL with a team-record 26 interceptions and ranked second in the League with 38 take-aways, a figure that tied the team mark. In addition to finishing third in total yardage in 2005, the Carolina passing defense was ninth in overall pass defense, fourth in yards per pass and fifth in percentage of passes intercepted while picking off 23 aerials en route to the playoffs.

Armed with four years of NFL coaching experience and 21 seasons on the college level, Gillhamer came to Carolina after spending 2003 as the defensive coordinator and safeties coach at Louisville. Prior to working at Louisville, Gillhamer served as the secondary coach for two years at Oregon from 2001-02. In 2001, Oregon finished second in the nation, and the Ducks were Fiesta Bowl Champions.

Gillhamer began his NFL coaching career as an offensive assistant with the New York Giants in 1997, contributing on the same staff as Carolina head coach John Fox. He assisted current Panthers running backs coach Jim Skipper with the Giants running backs during his first three seasons before taking over as the running backs coach in 2000.

Gillhamer broke into coaching at the College of the Sequoias in Visalia, CA, from 1979-83, overseeing the defensive line for one season before coaching the defensive backs for the remainder of his tenure. He then was the defensive backs coach at Weber State in 1984, Utah from 1985-89 and San Jose State from 1990-93. Gillhamer moved to Nevada from 1994-95, where he handled the secondary his first season and served as the defensive coordinator for one campaign in 1995 and worked as the secondary coach at Rutgers in 1996.

PLAYING AND PERSONAL: Gillhamer played defensive back at Carroll College in 1972 and at Wenatchee Junior College in 1973. He was named the team's most valuable defensive back in 1975 at Humboldt State. He also played baseball and ran track for the Lumberjacks. After graduating with a degree in physical education from Humboldt State in 1976, he received his master's degree in special education from there in 1981. Gillhamer and his wife, Tammy, have two daughters, Meagen and Taylor.

HISTORY: Defensive back Humboldt State 1974-75. College coach: College of the Sequoias 1979-83, Weber State 1984, Utah 1985-89, San Jose State 1990-93, Nevada 1994-95, Rutgers 1996, Oregon 2001-02, Louisville 2003. Pro coach: New York Giants 1997-2000, joined Panthers in 2004.



Tony LEVINE

special teams assistant/
asst. strength and conditioning

College:.....Minnesota
 Birthdate:.....10/28/72
 NFL:.....2nd Season
 Panthers:.....2nd Season



COACHING: Levine joined the Panthers as assistant special teams and strength and conditioning coach in 2006 from the University of Louisville, where he played an integral role in the Cardinals success for three seasons. Levine works with special teams coach Danny Crossman and strength and conditioning coach Jerry Simmons and has assisted in the continued development of punter Jason Baker.

Levine came to Carolina after three successful years at Louisville during which the Cardinals posted a 29-8 overall record, including an 11-1 record and a #6 national ranking in 2004, as well as an appearance in the 2006 Gator Bowl. Levine began as director of football operations in 2003, where he was responsible for the overall day-to-day operation of the school's football program in Coach Bobby Petrino's first year as head coach.

In 2004 he was named special teams coordinator and outside linebackers coach and made an immediate impact. Under Levine's tutelage, the Cardinals ranked near the top in Conference USA in almost all special teams statistical categories, while Louisville's defense finished 15th nationally in total defense, 18th in rush defense and 24th in scoring defense. Superlatives from his two seasons as special teams coach included seven blocked kicks, three punt returns for touchdowns and an NCAA single-season record of 77 consecutive extra points by place kicker Arthur Carmody. Carmody, a former walk-on, was also named first team All-Big East Conference under Levine.

Carmody was not the first kicker to benefit from Levine's watchful eye. As special teams coordinator at Louisiana Tech in 2002, he coached Josh Scobee, who earned second team All-WAC honors and was selected by the Jacksonville Jaguars in the 2004 draft. In addition, kick returner Erick Franklin broke the single season school record for kickoff return yardage. Levine spent the 2000 and 2001 seasons working as the offensive graduate assistant at Auburn, where he coached the tight ends. During those two seasons, the Tigers compiled a 16-9 mark while winning back-to-back Southeastern Conference Western Division titles. Robert Johnson, Lorenzo Diamond and Cooper Wallace, three of the tight ends Levine worked with, went on to earn roster spots in the NFL.

Prior to Auburn, Levine worked as an assistant coach at Southwest Texas State University, helping with the wide receivers in 1997 before coaching the tight ends in 1998 and 1999. In addition to his coaching responsibilities, Levine served as co-recruiting coordinator in 1999. Levine began his coaching career in 1996 as an assistant coach and freshman head coach at Highland Park (MN) Senior High, his alma mater.

PLAYING AND PERSONAL: A walk-on at the University of Minnesota, Levine became a three-time letter-winner at wide receiver for the Gophers and was twice named Academic All-Big Ten. In addition to earning a bachelor's degree in kinesiology with an emphasis in sports management, he also holds a master's degree in physical education from Southwest Texas State University and an educational specialist degree in adult education from Auburn. His playing resumé also includes one season as a wide receiver for the Minnesota Fighting Pike of the Arena Football League. Levine and his wife, Erin, have two sons, Benjamin and Asher.

HISTORY: Wide receiver, Minnesota 1991-95. Pro wide receiver, Minnesota Fighting Pike (Arena Football League) 1996. College coach: Southwest Texas State 1997-99; Auburn 2000-2001; Louisiana Tech 2002; Louisville 2003-2005, joined Panthers in 2006.



Tim LEWIS

secondary

College:Pittsburgh
 Birthdate:12/18/61
 NFL:13th Season
 Panthers:1st Season



COACHING: Tim Lewis comes to Carolina after serving as defensive coordinator of the New York Giants for three seasons and back-to-back playoff appearances. And like John Fox, who also came to Carolina after holding the same position with the Giants, he brings an impressive resume to the Panthers. That solid foundation was a primary reason that Fox looked to Lewis to work with the Panthers cornerbacks and secondary.

It is clear that Lewis is a coach who can maintain success in the face of adversity because his units continued to perform well in New York despite repeatedly being plagued by injuries. In 2005, the Giants defensive performance improved by 33 points from the previous year following a 40-point improvement in 2004 from the previous season of 2003. During one four-game stretch in 2005 the Giants did not allow a touchdown in a span that covered 244:21, 53 opponent possessions and more than 15 full quarters. The defense did not allow a first-half point in four consecutive games.

As a result, the Giants defense improved from 28th to 12th despite never being able to have their starting linebackers together for any game. During the 2005 season, the Giants allowed an average of 103.5 yards per game and 3.9 yards per rush on the ground compared to figures of 134.8 yards per game and 4.3 yards per rush the previous season.

However, run improvement was only part of Lewis' influence in New York. Under Lewis, the Giants had one of the League's best pass rushing duos in Pro Bowlers Michael Strahan and Osi Umenyioro, whose 26 combined sacks in 2005 were the most by any pair of teammates.

However, it is secondary play where Lewis established his reputation, joining the Steelers as defensive backs coach in 1995. He held that position for five years before being named defensive coordinator of the Steelers in 2000. The Steelers finished seventh in the League defensively in his first season and climbed to first a year later in both total defense, allowing 258.6 yards per game, and rushing defense at 74.7 yards per contest while finishing fourth against the pass.

In 2002 and 2003 the Steelers defense also finished in the NFL's top ten, giving Lewis four straight finishes in the League's elite. The Steelers ranked seventh in 2002, allowing 302.2 total yards per game, first in rushing defense and ninth in 2003, allowing less than 300 yards per game for the second time in three years.

Tim began his coaching career as a graduate assistant at Texas A&M in 1987 under Jackie Sherrill, who was his coach as a player at the University of Pittsburgh. He moved to Southern Methodist in 1989 to coach the defensive backs and returned to his alma mater in 1993 before joining the pro ranks with the Steelers two years later.

PLAYING AND PERSONAL: Lewis was the 11th choice in the NFL Draft in 1983 after an excellent career at the University of Pittsburgh, where he earned an economics degree. As a senior he was a second team NEA All-America and was selected to play in the Senior Bowl and the East-West Shine Bowl. Lewis received the Steve Owen Award as the outstanding defensive player for the North in the Senior Bowl.

He played four seasons for the Packers and twice led or shared the team lead in interceptions before his career ended with a neck injury in the third game of the 1986 season against the Chicago Bears. He finished his playing career with 16 interceptions in 51 games, including a 99-yard interception return for a touchdown against the Rams on November 18, 1984 to set a Packers team record. Lewis was born in Quakertown, PA, and he and his wife, Shawn, have a daughter, Erin Ashley, and a son, Bryce Andrew Timothy.

HISTORY: Defensive back Pittsburgh 1979-1982. Pro cornerback: Green Bay 1983-1986. College coach: Texas A&M 1987-1988, Southern Methodist 1989-1992, Pittsburgh 1993-1994. Pro coach: Pittsburgh 1995-2003, New York Giants 2004-2006. Joined the Panthers 2007.



Dave **MAGAZU** offensive line

College:	Springfield (MA)
Birthdate:	6/10/57
NFL:	5th Season
Panthers:	5th Season



COACHING: After four years working with the tight ends, Dave Magazu returns “home” this season to coach the offensive line. Prior to coming to the NFL in 2003 as a tight ends coach, Dave had spent over twenty years coaching offensive lines on the collegiate level.

His move to tight ends was seamless because of the overlap between the two positions. With an emphasis devoted to blocking at the position, three of Carolina’s top five rushing seasons have come since Magazu’s arrival. In his first season, the tight ends played an integral role in setting a club record of 2,091 yards to rank seventh in the League. The 2005 rushing total of 1,679 yards was fourth highest in team history, and despite losing the top three running backs to injury in 2004, the 1,582 yards on the ground was the fourth-highest total by the Panthers.

Before coming to the NFL, Magazu was regarded as one of the top offensive line coaches in college football. He spent 23 years as a college coach, the last four as Boston College’s offensive line coach. At Boston College, he developed a number of pro prospects, including New England Patriots center Dan Koppen, and Chris Snee, the New York Giants second-round draft choice in 2004. During Magazu’s tenure at Boston College from 1999-2002, the Eagles annually ranked among the most productive rushing teams in the nation.

His offensive lines were among the best pass blocking units in the country, allowing just six sacks in 2000 and 15 in 2001. Four of his linemen were named All-Big East in 2001 and three earned All-Conference honors in 2002. Tackle Darnell Alford was drafted by the Kansas City Chiefs in 2000, guard Paul Zukauskas was selected by the Cleveland Browns in 2001 and tackle Marc Colombo was a first-round choice by Chicago in 2002 in addition to Koppen’s selection by New England in 2003.

Magazu arrived at Boston College after serving two years as co-offensive coordinator and offensive line coach at the University of Memphis from 1997-98. From 1995-96, he coached at Kentucky, where Moe Williams led the SEC in rushing in 1995.

He started his coaching career at Ithaca College in 1980 and moved to Western Michigan in 1981, Eastern Michigan in 1982, Michigan in 1983, Northern Illinois in 1984 and Ball State in 1985. He then spent three years at Navy from 1987-89 before going to Indiana State from 1990-91 and Colorado State from 1992-94. While at Colorado State in 1994, the Rams won the Western Athletic Conference title for the first time in school history and ranked 16th in the nation.

PLAYING AND PERSONAL: Magazu is a 1980 graduate of Springfield (MA) College, where he was a four-year starter at defensive tackle. He worked toward a master’s degree in physical education in 1981 from Ithaca College. Born June 10, 1957, in Taunton, MA, Magazu and his wife, Carrie, have four sons, Anthony, who is playing college football at Kent, Dominick, a freshman on the football team at Boston College, Damon and Roman, and a daughter, Olivia.

HISTORY: Defensive tackle Springfield (MA) College 1976-79. College coach: Ithaca College 1980, Western Michigan 1981, Eastern Michigan 1982, Michigan 1983, Northern Illinois 1984, Ball State 1985-86, Navy 1987-89, Indiana State 1990-91, Colorado State 1992-94, Kentucky 1995-96, Memphis 1997-98, Boston College 1999-2002. Pro coach: Joined Panthers in 2003.



Mike McCoy

passing game coordinator/
quarterbacks

College:Utah
 Birthdate:4/1/72
 NFL:8th Season
 Panthers:8th Season



COACHING: In his eighth season with the Panthers coaching staff, Mike is second only to Richard Williamson in service and continues to see his role expand with the team's quarterbacks and in the passing game. He has worked closely with quarterback Jake Delhomme, playing a role in a career that has seen the Panthers quarterback set numerous team records and go to the Pro Bowl.

While Delhomme's success parallels McCoy's career, the former quarterback's work with free agent Brett Basanez is equally impressive. Coming to Carolina as a free agent, Basanez worked his way from practice squad to the active roster under Mike's watchful eye.

McCoy has gained a wealth of experience in a very short time, working with three offensive coordinators and two head coaches. On game day McCoy literally is the voice in the quarterback's ear as he relays the play calls to the quarterback. However, his contributions extend throughout the week in quarterback meetings, on the practice field and with game preparation.

Learning his lessons well, the fruits of McCoy's labor can be seen in the production of Delhomme. After four years, Delhomme ranks first on the team's career passing list in completions, yards and career touchdown passes. More importantly, the Panthers rank seventh in games won since the start of the 2002 season.

Now in his eighth season with the Panthers, McCoy has experienced multiple sides of coaching, working as an offensive assistant, quarterbacks coach and wide receivers coach during his first six seasons. Hired as an offensive assistant in 2000, McCoy was thrust into the quarterbacks coaching role four weeks into the season. As a rookie coach, McCoy worked with quarterback Steve Beuerlein, helping the NFL veteran to one of his best seasons. A year later, he was named wide receivers coach and did a most commendable job with an injury-riddled corps. As their position coach, McCoy helped veteran Isaac Byrd to his best pro season and assisted in the development of rookie Steve Smith.

With the arrival of head coach John Fox in 2002, McCoy once again served as offensive assistant and oversaw tape breakdown for statistical tendencies, assisted in game plan preparation and worked with the Carolina quarterbacks.

PLAYING AND PERSONAL: McCoy's resumé includes college and professional playing experience. Originally signed as an undrafted free agent in 1995 by the Denver Broncos, he spent the 1995 season on the Green Bay Packers practice squad. In 1997, he saw his first pro playing time as a member of the Amsterdam Admirals of NFL Europe and earned a roster spot with the San Francisco 49ers, serving as the team's third quarterback for one game. In 1998, McCoy went to training camp with the Philadelphia Eagles and completed his playing career with the Calgary Stampeders of the Canadian Football League in 1999. McCoy's college career took a number of turns but ended in dramatic fashion as he threw a game-winning, five-yard touchdown pass to wide receiver Kevin Dyson in the final minute to give Utah a 16-13 win over Arizona in the Freedom Bowl. He started his college career at Long Beach State, where he played for legendary head coach George Allen. A native of Novato, CA, McCoy and his wife, Kellie, have a daughter, Olivia, and a son, Luke, and live in Charlotte.

HISTORY: Quarterback Long Beach State 1990-91, Utah 1992-94. Pro quarterback: Amsterdam Admirals (NFL) 1997, Calgary Stampeders (CFL) 1999. Pro coach: Joined Panthers in 2000.



Sam **MILLS III**

defensive quality control

College:Montclair State
 Birthdate:5/20/78
 NFL:3rd Season
 Panthers:3rd Season



COACHING: Mills is making a name of his own as a hard working member of the Panthers coaching staff. After serving in a dual capacity as a strength and conditioning and defensive assistant in 2005, Mills was promoted to defensive quality control coach in 2006. While Mills may be a relatively new member of the Carolina coaching staff, he is no stranger to the Panthers organization. His father is the only Panthers player to have his number retired and remains the only player inducted into the team's Hall of Honor.

While many of his responsibilities are similar to his original position when he aided defensive assistant Mike Gillhamer and defensive coordinator Mike Trgovac, Mills has added the responsibility of working with defensive line coach Sal Sunseri.

As a defensive assistant, he oversees tape breakdown for statistical tendencies, assists in game plan preparation as well as the planning and production of the defensive play book. Mills is also responsible for all defensive meeting notes as well as getting the defensive cards ready for practice and coordinating the practice schedule with Trgovac and head coach John Fox. On game day Mills charts all plays for the defense in the coaching booth to help determine game tendencies. His duties also include implementing the game weekend itinerary in the players game plan book.

Becoming a member of the coaching staff is a culmination of his path as a youth. When his father was playing for the Panthers, Mills worked as a ball boy at training camp and later worked with equipment manager Jackie Miles before joining the strength and conditioning program.

PLAYING AND PERSONAL: Mills followed his father's football footsteps when he played at Montclair State College in Montclair, NJ. The elder Mills had been a NCAA Division II All-America at the school as a linebacker. Mills started 20 games in two seasons at defensive back for the Red Hawks. He totaled 71 tackles, two interceptions, one fumble recovery, three forced fumbles and 14 passes defended. Mills' younger brother Marcus is a graduate assistant coach at Penn State. Mills is single and lives in Charlotte.

HISTORY: Defensive Back Monclair State 1997-1999. Pro coach: Joined Panthers in 2005.



Jerry **SIMMONS** strength and conditioning

College:Fort Hays State
 Birthdate:.....6/15/54
 NFL:20th Season
 Panthers:9th Season



COACHING: Every team has to have an enforcer to will players to reach their very best. In the Panthers weight room that man is Jerry Simmons, who has overseen the team's training since 1999 as strength and conditioning coach. During that time the Panthers annually have done some of their best work late in the season, and that is a tribute to Simmons.

Simmons has long been regarded among the best in the NFL and was recognized as the NFL's Strength and Conditioning Coach of the Year in 2003. Simmons' selection came as no surprise to the players and coaches at Bank of America Stadium. His dedication and a strong work ethic, combined with his extensive knowledge of weight training, have made him a leader in his field. A recent example of his ability to improve performance is tight end Jeff King, whose bench press improved forty pounds and vertical leap increased two inches between his first and second seasons.

Maintaining in-season conditioning is as important as developing offseason strength in today's NFL, and Simmons has proven adept in both facets. He can be found in the weight room each day at 6:00 a.m. with the first arrivals or late in the day with the last to leave. He works to make the days interesting as well as thorough, incorporating yoga, martial arts and running into his programs. For Simmons, developing speed, flexibility and conditioning is as important as power. A stickler to the daily regimen, Simmons monitors the Panthers strength and conditioning program with fervor, and players know a missed workout will not go unnoticed.

Simmons is in his ninth season with the Panthers after eight years with Cleveland/Baltimore. His goal is to maximize players' strength while maintaining flexibility and limiting their exposure to injuries. To reach that end, Simmons develops specialized and highly individualized workout routines for each player on the roster. It was that commitment and expertise that head coach John Fox saw when he arrived at Carolina, leading him to keep Simmons as a mainstay of the Panthers coaching staff. Working closely with the training staff, Simmons not only tries to help prevent injuries with his conditioning program, he plays an integral role in getting players back on the field when injuries occur.

Starting with New England in 1988, Simmons has studied weight training trends in the NFL for nearly 20 years. He spent three seasons with the Patriots before moving to Cleveland in 1991. Simmons began his coaching career at his alma mater, Fort Hays State, in 1978, doubling as a graduate assistant working with linebackers and the school's assistant strength coach before being elevated to head strength coach in 1979. Simmons became the graduate assistant strength coach at Clemson in 1980 and the strength and conditioning coach at Rice from 1980-82 before moving to the University of Southern California from 1983-87. In 1984, Simmons also worked as a strength training site director at the Summer Olympics in Los Angeles.

PLAYING AND PERSONAL: Simmons played linebacker at Fort Hays State (KS), where he earned a 1977 bachelor's degree in physical education and a 1978 master's degree in secondary school administration and physical education. He began his college playing career at Garden City (KS) Junior College. Born June 15, 1954, Simmons is a native of Elkhart, KS, and a graduate of Elkhart HS, earning All-State honors in football as a senior. Simmons and his wife, Rebecca, have two sons, Joseph and Jordan, and a daughter, Jennifer, and live in Charlotte.

HISTORY: Linebacker Garden City J.C. 1972-74, Fort Hays State 1975-76. College coach: Fort Hays State 1978, Clemson 1979, Rice 1980-82, University of Southern California 1983-87. Pro coach: New England Patriots 1988-90, Cleveland Browns/Baltimore Ravens 1991-98. Joined Panthers in 1999.



Sal **SUNSERI** defensive line

College:	Pittsburgh
Birthdate:	8/1/59
NFL:	6th Season
Panthers:	6th Season



COACHING: The Carolina defensive line, which has become synonymous with outstanding play, continues to rank among the best under Sunseri's tutelage. He is in his fifth season coaching the unit and each year the line continues to add to its list of superlatives. Last year was no exception as the Panthers finished seventh in sacks per play while also finishing seventh overall in yardage allowed. Two members of the starting unit, end Julius Peppers and tackle Kris Jenkins, were named to the Pro Bowl squad.

With its seventh place finish in yards allowed, the Panthers have ranked in the top ten three of Sunseri's four seasons as defensive line coach. The previous season, the Panthers ranked fourth against the rush and fifth in sacks per pass play.

After struggling through the first half of the 2004 season, the play of the defensive line ignited a late season surge in the final eight games. The defense recorded 23 sacks, and Peppers was named NFC Defensive Player of the Month for November en route to earning consensus All-Pro recognition and his first Pro Bowl selection.

Beginning as a defensive assistant in 2002, Sunseri took over the Panthers defensive line a year later when Mike Trogovac was named defensive coordinator. It was a seamless transition as the Panthers defensive line remained one of the best in the NFL under Sunseri. In 2003, the Panthers were eighth in overall defense, 11th against the run and seventh in sacks per pass play. The defensive line accounted for 32.5 of the team's 40 total sacks and also produced a pair of Pro Bowl players in Jenkins and end Mike Rucker.

Sunseri has produced at least one Pro Bowl player in each of his four seasons, with Julius Peppers earning postseason trips to Hawaii the last three years. However, his best work may be in nurturing young players such as Jordan Carstens, a former undrafted free agent who became an effective starter before being sidelined with an illness last season. In two straight seasons Carstens had to replace Jenkins, but the line remained one of the best despite the loss.

The veteran assistant coach came to Carolina from Michigan State, where he worked as the Spartans linebackers coach and special teams coordinator in 2001. Prior to Michigan State, Sunseri spent 2000 at Louisiana State in the same capacity and helped the Tigers to an 8-4 record, a Peach Bowl victory and a final ranking of 22nd in the country while coaching a pair of sophomores to second-team All-SEC honors. In 1998 and 1999 Sunseri was defensive coordinator and linebackers coach at Alabama A&M after spending 1995-97 as linebackers coach at the University of Louisville.

Working his way up the coaching ladder, Sunseri spent one year each at Illinois State as defensive coordinator in 1994 and Iowa Wesleyan as assistant head coach, defensive coordinator and special teams coach in 1993. He broke into coaching at his alma mater, Pittsburgh, eventually being named assistant head coach to Paul Hackett in 1992.

PLAYING AND PERSONAL: Sunseri had a storybook career at the University of Pittsburgh, earning a spot as a walk-on and ending his tenure with the Panthers as a team captain and consensus All-America his senior year in 1981. A three-year starter at linebacker for head coach Jackie Sherrill, he helped the Panthers to a combined record of 33-3, including victories in the 1979 Fiesta Bowl, 1980 Gator Bowl and 1981 Sugar Bowl. Sunseri anchored a Pittsburgh defensive unit that led the NCAA in total defense in both 1980 and 1981. He won Defensive MVP honors in the 1982 Senior Bowl and was a 10th-round draft selection of the Pittsburgh Steelers but had his pro career cut short by a training camp knee injury. In 1982, he received a bachelor's degree in communications. Married to the former Roxann Evans, who was a varsity gymnast at Pittsburgh, the couple has two daughters, Jaclyn and Ashlyn, and two sons, Santino and Vinnie.

HISTORY: Linebacker University of Pittsburgh 1978-81. College coach: Pittsburgh 1985-92, Iowa Wesleyan 1993, Illinois State 1994, Louisville 1995-97, Alabama A&M 1998-99, Louisiana State 2000, Michigan State 2001. Pro coach: Joined Panthers in 2002.



Richard WILLIAMSON

wide receivers

College: Alabama
 Birthdate: 4/13/41
 NFL: 25th Season
 Panthers: 13th Season



COACHING: An original member of the Panthers coaching staff in 1995, Richard Williamson has coached two Carolina receivers to four Pro Bowl seasons. The latest player to reap the benefits of his expertise is Steve Smith, who made his second consecutive appearance in 2006. Prior to Smith, Muhsin Muhammad made appearances in 1999 and 2004.

Under Williamson, Smith led the NFL in receiving yards in 2005 and tied for the League lead in receptions and touchdown catches. It was a signature season for the young receiver but just another milestone for his veteran coach. Williamson has made a habit of coaxing receivers to new heights while establishing himself as one of the best and most valuable assistants in the National Football League.

Three different Panthers head coaches have benefitted from Williamson's expertise, while player after player has experienced his most productive seasons under his guidance. Smith's performance of 103 receptions for 1,563 yards in 2005 broke the marks of Muhammad, who had established club records for touchdown catches and yards receiving in 2004. Five different players - Muhammad, Smith, Patrick Jeffers, Raghieb Ismail and Mark Carrier - have recorded 1,000-yard receiving seasons under Williamson. In 1999, the Panthers had two 1,000-yard receivers when Jeffers joined Muhammad among the League's receiving leaders.

Muhammad was named to the Pro Bowl in 2004 and 1999 after tying for the NFL lead with a then team-record 102 receptions. In 1998, Ismail produced career highs with 69 receptions and 1,024 receiving yards. In 1995, Mark Carrier's 1,002 receiving yards established an expansion record, while Willie Green's 882 yards were a personal career-high.

Ten of Williamson's 12 seasons at Carolina have been spent as wide receivers coach. For most of the 2000 season and all of 2001, Williamson also served as offensive coordinator, but with the arrival of John Fox, he returned "home" as wide receivers coach. Described by former Panthers wide receiver Willie Green as "the best coach I have ever had," Williamson's record of success reinforces Green's belief.

Before arriving in Carolina, Williamson oversaw the development of Carl Pickens and Darnay Scott at Cincinnati. With Kansas City, he coached Stephon Paige, who set an NFL record with 305 yards receiving in a single game. At Tampa Bay, two of his players, Bruce Hill in 1988 and Carrier in 1989, were named the Buccaneers most valuable player.

Williamson joined the Panthers in 1995 from the Cincinnati Bengals, where he was receivers coach from 1992-1994. He previously coached five years at Tampa Bay, serving as receivers coach for four seasons before being elevated to head coach for the last three games of 1990 and the entire 1991 season. He entered the NFL in 1983 as a coach with Kansas City.

As a college coach, Williamson served as head coach at Memphis State from 1975-80, where he twice was named Southern Independent Conference Coach of the Year. Before his post with the Tigers, he served as an assistant at Arkansas and spent seven years as an assistant to the legendary Paul "Bear" Bryant at Alabama.

PLAYING AND PERSONAL: Williamson played wide receiver for Bryant's Crimson Tide in 1961 and 1962 before joining Alabama's coaching staff. A native of Fort Deposit, AL, Williamson and his wife, Norma, have two grown children, a son, Rich, and a daughter, Caroline. The Williamsons live in Charlotte.

HISTORY: Receiver Alabama 1961-62. College coach: Alabama 1963-67, 1970-71, Arkansas 1968-69, 1972-74, Memphis State 1975-80 (head coach) Pro coach: Kansas City Chiefs 1983-86, Tampa Bay Buccaneers 1987-91 (interim head coach final three games of 1990, head coach 1991), Cincinnati Bengals 1992-94. Joined Panthers in 1995.



Marty **HURNEY** general manager

College:	Catholic
Birthdate:	12/20/55
NFL:	20th Season
Panthers:	10th Season



When Marty Hurney assumed general manager duties in Carolina, the Panthers were coming off a 1-15 season. Five years later Carolina's 49 victories rank seventh in the National Football League. They have won an NFC championship, an NFC South title and have been to two NFC championship games and a Super Bowl during that time.

With that resume it is no surprise that Forbes.com recently recognized Hurney among the top ten executives in professional sports a year after FoxSports.com had given him the same honor. Under Hurney, the Panthers have developed into a consistent contender, being one of only five teams to reach the final week of regular season play with a chance to make the playoffs between 2003-2006.

Hurney's impact cannot be underestimated. "Hurney is a facilitator, a consensus builder, an administrator, who can pull together all manners of resources, start a very democratic process that works well, then sit with the coach and owner and come to sharp, well-reasoned decisions," writes Michael Wilbon of *The Washington Post*.

That ability is reflected in a multitude of ways. Hurney was instrumental in the selection of John Fox as Carolina's head coach. He has overseen the college and pro scouting departments that have drafted Julius Peppers, DeShaun Foster, Jordan Gross, Chris Gamble and signed Pro Bowlers Jake Delhomme and Mike Wahle as free agents. The Panthers have compiled a 49-38 overall record in the five years since his appointment in 2002 after going 20-44 the previous four years, and he finished second in the voting for NFL Executive of the Year in 2003.

Possibly no team has made more progress than Carolina in recent seasons, but despite any success, Hurney is still more comfortable behind the scenes. Understated best describes his style, and as Darin Gantt of the *Rock Hill Herald* noted, "Hurney has shown a knack for calming the waters rather than stirring them."

It was that quality owner Jerry Richardson saw in Hurney when he promoted him to general manager. The promotion was the culmination of a 15-year NFL apprenticeship under some of the game's most astute coaches and executives, and Hurney has demonstrated that the lessons were well-learned. In addition to the on-the-field improvement, he has overseen salary cap adjustments that have left Carolina in a more positive position for the future.

"It is clear that teams cannot separate the salary cap from football personnel decisions, and Marty has a great understanding of how the two areas interact," said team president Mark Richardson. "He is responsible for seeing that the coaching, personnel and salary cap areas work together in a concerted effort."

Hurney joined the Panthers in 1998 from the San Diego Chargers and managed the salary cap under head coaches Dom Capers and George Seifert. As general manager, Hurney oversees the salary cap while coordinating the different areas of football operations with Fox and the team's college and pro scouting departments.

"The way we do things, everybody has a voice, and there is great communication," said Hurney. "You can find 15 people who have had a voice in a decision. That's the important thing to me."

Hurney first caught the eye of former Washington Redskins owner Jack Kent Cooke as a reporter covering the team's championship runs in the 1980s. Developing an association with Cooke, head coach Joe Gibbs and general manager Bobby Beathard, Hurney joined the Redskins public relations department in 1988. In 1990, Hurney moved with Beathard to San Diego, serving as the general manager's assistant with responsibilities that included organizing the scouting department and player contracts and overseeing the day-to-day football administration.

With the advent of the salary cap in 1993, Hurney emerged as the club's specialist in compliance management to the agreement, while earning distinction as both an administrator and negotiator, and played an integral role in San Diego's AFC Championship in 1994. Applying the lessons he has learned over the years under some of the game's most successful leaders, Hurney has become a proven leader himself.

"My role is to make sure everyone is coordinated and on the same page," Hurney said. "It's a group effort. It's communication, having a plan and doing what it takes to make sure you make all decisions with the plan in mind. If the plan and decision making are sound every step along the way, mistakes are minimized, and there is a move in the right direction."

A native of Wheaton, MD, Hurney graduated from Catholic University in Washington, D.C., and began his career as a journalist with the *Montgomery Journal* in Silver Spring, MD. In 1978, he moved to the *Washington Star* and worked on that paper for three years before going to the *Washington Times*, where he spent five years as a beat writer covering the Redskins. Born December 20, 1955, Marty and his wife, Jeannie, have two sons, Joe and James, and live in Charlotte.





Don **GREGORY** director of college scouting

College:	Whitworth
Birthdate:	1/15/56
NFL:	11th Season
Panthers:	1st Season



Don Gregory was named Director of College Scouting for the Panthers during the summer of 2006 and immediately began scouring the country in search of talent. Gregory is so diligent in that quest that he chooses to live in Dallas, where accessibility to the country's colleges is seldom more than a two-hour flight away.

Each fall and spring he sees approximately 300 players, stretching from coast-to-coast in a routine reminiscent of *Groundhog Day*. It's a schedule that has taken him to Las Vegas, Oregon, Washington, Auburn, Clemson, Louisiana, Florida, Texas and California in a ten-day period.

However, searching the country for talent is not something that is new to Gregory, who chose scouting over coaching following a successful college playing career.

"I made that choice largely because of a scout named Gene Bates, who had scouted me when I was in college and became my mentor," says Gregory. "I went into high school coaching for eight years after playing, and Gene was instrumental in my transition into scouting as well as my development there."

Starting with a personnel position with the Edmonton Eskimos of the Canadian Football League, Gregory began his climb up the pro ladder. He worked with the Eskimos from 1986-1990 before going to the World League of American Football to scout the northwest for the San Antonio Riders in 1990 and 1991. Gregory returned to Edmonton in 1992 and remained there until moving to the Winnipeg Blue Bombers of the CFL for two years.

Gregory moved to the National Football League in 1995 as a scout with the San Diego Chargers and remained with the team until 1999. While at San Diego, he worked with Panthers general manager Marty Hurney, who was managing the salary cap.

In 2001 a move to the Las Vegas Outlaws of the XFL as Director of Player Personnel took Gregory out of the NFL, but he soon returned as a member of the Kansas City Chiefs scouting department. With the Chiefs, he served as a national scout in the south and southeast for five years.

Familiar with his work ethic and dedication to his profession, Hurney tabbed Gregory a year ago to become the Panthers director of college scouting. However, Gregory chose to keep his home in Dallas rather than move to Charlotte.

"I guess I've made my name in this business by being a grinder and that involves a lot of travel," explains Gregory. "I try to set an example by being on the road myself, and it helps you understand the issues scouts experience. Dallas is pretty centrally located in the middle of the country, so I can go east or west and be pretty much any where within a few hours."

A native of Pearl City, Hawaii, Don moved to Great Falls, Montana in the sixth grade and played college football at Wenatchee Valley College in 1974 and 1975 before transferring in 1976 to Portland State, where he played in the "run and shoot" offense of coach Mouse Davis and quarterback June Jones. Gregory finished his college career at Whitworth College, where he received a bachelor's of science degree in 1979. He then coached high school football in Washington before joining the Eskimos.



Mark **KONCZ** director of pro scouting

College:	Kansas
Birthdate:	12/14/66
NFL:	13th Season
Panthers:	13th Season



Mark Koncz has become an integral part of the Panthers success as Director of Pro Personnel, annually providing a steady stream of veteran talent to the team's roster. The ability of Koncz and his staff to discover available talent has paid dividends year after year, whether as an offseason acquisition or an in-season waiver wire pickup. Punter Jason Baker, one of the latest finds, has developed into one of the best in the NFL. Baker joins a long list that includes Stephen Davis, Ricky Proehl, Mark Fields, Brandon Short, Rodney Peete, Brentson Buckner, Terry Cousin and Al Wallace.

All of those players made valuable contributions to the Panthers while other free agent signings have become Carolina mainstays. Pro Bowler Jake Delhomme is the winningest quarterback in team history since signing in 2003. Mike Wahle was named to the Pro Bowl in his first season with the Panthers and helps anchor the offensive line.

The ability of Koncz and his staff was put to the ultimate test in the Panthers injury-plagued season of 2004. Carolina reached midseason with 14 players on injured reserve, leaving the pro personnel department with the challenge of finding replacements. Several of those late arrivals played instrumental roles in the team's second-half rally and reinforced Koncz's reputation for finding talent in a variety of ways.

Year after year, he and his staff have made recommendations that have turned out to be blue chips. In 2003 it was a trio of veteran free agent finds -- Davis, who set a club rushing record with 1,444 yards, Delhomme and Proehl, the big play wide receiver -- who helped propel the Panthers to the NFC Championship and Super Bowl.

Sorting through the free agent pool to find the right fit for the Panthers is nothing new for Koncz. In 2002, five free agent finds proved vital in Carolina's rebound during head coach John Fox's first season. Peete started at quarterback for all seven victories, Lamar Smith was the team's leading rusher, Fields led the team in tackles, Cousin was a starting cornerback and Wallace provided invaluable depth at defensive end.

The team's record was not attractive in 2001, but the work of Koncz and his staff resulted in the signing of guard Kevin Donnalley and Buckner at defensive tackle, both starters on the 2003 Super Bowl team.

The pro personnel department is constantly evaluating NFL rosters in preparation for a need, and their time has been well spent. Whether waiver acquisitions such as Rod Smart or former starter Reggie Howard, high profile free agents such as Davis or unknown talents such as Delhomme, it is Koncz's job to be ready to fill a need. When an injury creates that need at a moment's notice, the pro personnel department must be ready to respond with recommendations. As a result, the department constantly pours through video during the course of a year to stay abreast of players on other teams as well as players not on NFL rosters.

Koncz has been scouring for hidden gems since 1998 when he joined the scouting department. He was named the Panthers director of pro scouting after working as the Panthers manager of football operations. In addition to his work of player evaluations throughout the NFL as well as NFL Europa, he coordinates the advance scouting of opponents.

Koncz is a 1990 graduate of the University of Kansas, where he was a three-year letterman and three-year starter for the Jayhawks, serving as team captain his senior season. He earned a master's degree in sports administration from Ohio University in 1993 and joined the Panthers in July, 1994, starting in the ticket department. A native of Chicago, IL, Koncz is a graduate of Barrington HS. He and his wife, Yvette, live in Fort Mill, SC and have a daughter, Milena, and a son, Nolan.



Trent **KIRCHNER**
pro scout

College:.....St. John's
 Birthdate:.....12/28/77
 NFL:.....8th Season
 Panthers:.....6th Season



Trent joined the Panthers in June 2002 as a scouting assistant and was elevated to pro scout in November of '02. His responsibilities include advance scouting, evaluating free agents, waiver wire transactions, practice squads and NFL Europa.

Before coming to Carolina, Trent spent one year as the college scouting coordinator for the Washington Redskins. During his senior year of college, in the spring of 2000, he volunteered with the Kansas City Chiefs at the NFL Scouting Combine in Indianapolis. From there, Trent joined the Seattle Seahawks, splitting time between the public relations and college scouting departments. He also interned with the Minnesota Twins in 1999.

A native of Minnesota, Trent graduated with a degree in business management from St. John's (MN) University, where he played quarterback for two years. Trent is single and lives in Charlotte.



Tag **RIBARY**
pro scout

College:.....Washington State
 Birthdate:.....4/18/67
 NFL:.....18th Season
 Panthers:.....6th Season



Tag joined the Panthers in May 2002 as a pro scout after serving as director of pro personnel with the Washington Redskins. With the Panthers, Tag is responsible for advance scouting, as well as the evaluations of all professional leagues. In Washington, he managed the pro personnel department and also served as an advance scout. Prior to 2001, Tag spent 11 seasons in the Seattle Seahawks scouting department where he was the team's assistant director of pro personnel.

A native of Seattle, WA, Tag graduated from Washington State University and Bellevue Christian (WA) HS. He and his wife, Eva, have a daughter, Regan, and son, Bennett.



Brian **ADAMS**

college scout

College:Cleveland State
 Birthdate:8/31/60
 NFL:21st Season
 Panthers:7th Season



Brian joined the Panthers as an area scout in 2001 after spending 2000 as one of only three scouts for the XFL. His football career began in 1982 as an intern with the Cleveland Browns while he still was a student at Bowling Green State University. Though a marketing major at Bowling Green, Brian's football knowledge left such a favorable impression among Browns coaches and scouts that he was offered a coaching administrative position in 1984. In 1989, he transferred to Cleveland State University and moved from coaching to scouting, where he remained until the team's move to Baltimore in 1995.

A graduate of Berea (OH) HS, Brian and his wife, Lisa, have a daughter, Larissa, and a son, Nicholas. Born August 31, 1960, Brian and his family live in Independence, OH.



Ryan **COWDEN**

college scout

College:Wofford College
 Birthdate:4/14/78
 NFL:8th Season
 Panthers:8th Season



Ryan joined the Panthers in 2000 as a scouting assistant and was elevated to area scout in 2001. Ryan was a standout strong safety at Wofford College in Spartanburg, SC, home of the Carolina Panthers training camp. He received a bachelor's degree in finance in 2000.

Ryan graduated from Lebanon (VA) HS, where he was All-District and All-Region at both quarterback and kick returner as a senior, as well as a member of the basketball and baseball teams. Born April 14, 1978, Ryan and his wife, Dana, live in Greenville, SC.



Khary **DARLINGTON**

college scout

College:	Delaware State
Birthdate:	2/12/79
NFL:	5th Season
Panthers:	5th Season



Khary joined the Panthers in 2003 as a scouting assistant and was elevated to area scout in 2005. Prior to joining the Panthers, he had a brief stint at Washington and Lee University as defensive backs coach.

Khary played with Panthers defensive tackle Kris Jenkins at the University of Maryland before transferring to Delaware State, where he was a two-year captain and played strong safety. Khary received All-MEAC recognition, was on the Coca-Cola All-Defensive Academic Team and was an ADA Academic All-America. Graduating in the top-five percentile, he earned a bachelor's degree in public relations.

Khary graduated from Dover HS (DE), where he was a two-time All-State defensive back and All-State running back. Born February 12, 1979, Khary is single and lives in Charlotte.



Jeff **MORROW**

national scout

College:	Kent State
Birthdate:	3/5/58
NFL:	13th Season
Panthers:	10th Season



Jeff joined the Panthers in 1998 as an area scout after three years with National Football Scouting and 14 years as a college coach.

Jeff first coached at the University of Evansville from 1981-83 before moving to Tennessee from 1984-85 as a graduate assistant working with quarterbacks. He went to Morehead State (KY) from 1986-88, and served as offensive coordinator and quarterbacks/wide receivers coach prior to joining Louisville from 1989-94, and coaching receivers and kickers. He joined National Football Scouting in 1995.

A quarterback and punter at Kent State from 1979-80 after transferring from Inver Hills Community College, Jeff was born March 5, 1958, and is a graduate of Champaign (IL) Centennial HS. He and his wife, Julie, have a son, Jordan, and live in Louisville, KY.



Pete **RUSSELL**

college scout

College:Arizona
Birthdate:10/12/64
NFL:14th Season
Panthers:1st Season



Pete joined Carolina in May 2007 after serving as a southeastern region scout for the Houston Texans for seven years. Prior to that, he was a college scout for the St. Louis Rams from 1994-99 and the tight ends coach at James Madison in 1993. From 1990-92, Pete worked as a graduate assistant coach (offensive line, tight ends) at Arizona.

A standout baseball player, Pete was drafted by the St. Louis Cardinals. He was a catcher in the Cardinals organization for two years before retiring from baseball in 1986. Pete then enrolled at City College of San Francisco where he played football for two seasons (1986-87). He transferred to Arizona and was a fullback, tight end and nose tackle from 1988-89. In both of his seasons at Arizona, Pete won the school's Bronko Nagurski Award, symbolic of UA's top two-way player. He is the only two-time recipient of that honor. Pete holds a BA degree from Arizona.

A native of San Francisco, Pete played football and baseball at Sacred Heart High School. He is married to Fox Sports anchor Laura Okmin and resides in Los Angeles.



Joe **SCHOEN**

college scout

College:DePauw
Birthdate:7/11/79
NFL:7th Season
Panthers:7th Season



Joe joined the Panthers in January 2000 as an intern in the ticket office and returned to work training camp the same year in football operations. He became a full-time scouting assistant in May 2001 after graduating from DePauw University. In May 2002, he was elevated to Southeast National Combine Scout. After spending one year in that capacity, Joe became the Panthers Southwest scout in May 2003.

At DePauw, Joe played quarterback for one year before moving to wide receiver for his last three seasons. In 2000, he was named the Thomas A. Mont Offensive Player of the Year and selected first team All-Southern Collegiate Athletic Conference. Also named to the SCAC Academic Honor Roll, Joe established the DePauw single-season record with 80 catches, surpassing the previous mark of 65. He finished his career ranked third with 153 receptions and fourth with 1,861 receiving yards.

Joe earned a degree in communications. Born July 11, 1979, he is a graduate of Elkhart Memorial HS (Elkhart, IN). Joe and his wife, Marie, have a daughter, Sydney Burke, and reside in Frisco, TX.



Mike **SZABO**
college scout

College:.....Ohio Wesleyan
 Birthdate:.....1/26/75
 NFL:.....8th Season
 Panthers:.....6th Season



Mike joined the Panthers in May 2002 as a college scout. He spent the previous two years with the Washington Redskins, one as a college/pro scout and one as player personnel assistant, assisting with day-to-day department operations. Before his stint in Washington, Mike served internships with the Philadelphia Eagles in 1996 and Jacksonville Jaguars in 1997.

Mike graduated from Ohio Wesleyan, where he was a four-year starter in lacrosse, winning North/South All-Star and All-League honors. His father, Steve Szabo, is the linebackers coach at the University of Michigan. Mike and his wife, Mandy, live in Worthington, OH.



Gerald **WILLIAMS**
college scout

College:.....Auburn
 Birthdate:.....9/8/63
 NFL:.....3rd Season
 Panthers:.....3rd Season



Gerald joined the Panthers in May 2005 as a college scout, although he is not new to the organization. Carolina signed the former defensive end as an unrestricted free agent in March 1995 after a nine-year stint with the Pittsburgh Steelers. Gerald started 126 of the 157 games he played during his 12 NFL seasons and totalled 420 tackles, 25.5 sacks, four forced fumbles and four fumble recoveries, scoring a touchdown on one of them. He played for the Panthers until 1997. He then worked as an elementary school teacher before returning to professional football in a scouting capacity.

Gerald is a graduate of Valley HS (Lanett, AL) and attended Auburn University, where he was a three-year starter and All-SEC first-team selection as a senior in 1985. He later attended Belmont Abbey in Belmont, NC, where he completed his degree in elementary education. He and his wife, Suzie, have a daughter, Kristen, and a son, Jeremy, and live in Harrisburg, NC.



Gene **BROWN**

director of security

College: None
Birthdate:5/10/42
NFL:13th Season
Panthers:13th Season



Gene joined the Panthers in 1995 and is responsible for football security, as well as the security of Bank of America Stadium. A former detective for the Spartanburg County Sheriff's Department and criminal investigator for the seventh judicial circuit in South Carolina, Gene came to the Panthers from Flagstar, where he was the director of assets protection for 12 years.

A native of Spartanburg, SC, Gene is a 1960 graduate of Spartanburg HS. He served three years with the United States Army Airborne. Gene, his wife, Babbs, and her son, McCay, live in Spartanburg, SC.



Kyle **CADDELL**

director of sponsor sales
and services

College: North Carolina
Birthdate:1/22/65
NFL:6th Season
Panthers:6th Season



Kyle joined the Panthers in March 2002 as a sports marketing sales executive before being elevated to director of sponsor sales and services in January 2003. His responsibilities include generating sponsorship sales and fulfilling sponsor partnerships.

Prior to joining Carolina, Kyle was with CBS Infinity in national sports sales. Before his stint there, Kyle spent six years with the Tar Heel Sports Network as vice president/senior account executive and from 1990-95 he worked at WCHL-Chapel Hill Radio as general manager and sales manager.

Kyle attended Wake Forest University before transferring and graduating in 1988 from the University of North Carolina at Chapel Hill with a bachelor's degree in economics/political science. He played college baseball at both universities. Kyle and his wife, Robin, have a son, Keenan, and two daughters, Emma and Grace. He and his family live in Charlotte.



Charlie DAYTON
 director of communications

College:	Wake Forest
Birthdate:	11/24/49
NFL:	32nd Season
Panthers:	14th Season



Charlie brought nearly two decades of NFL experience to Carolina in February 1994. He joined the Panthers from the Washington Redskins, where he was vice president of communications for seven years, including a 1991 Super Bowl season. Before joining the Redskins, Charlie spent one year as director of communications for the Metro Conference and 10 years as the public relations director for the Atlanta Falcons. He joined the NFL in 1976 with the expansion Tampa Bay Buccaneers. During his career, he has worked on the NFL staff of over 20 Super Bowls in addition to coordinating the Redskins and Panthers communications needs as Super Bowl participants.

A 1971 graduate of Wake Forest University, Charlie earned a 1995 master's degree in history from George Mason University. He began his public relations career at Furman University in Greenville, SC, where he was sports information director for three years. Charlie returned to Wake Forest as sports information director in 1974.

In 1987, the Pro Football Writers Association presented Charlie with the Horrigan Award, an honor presented annually "to a league or club official or player for his qualities and professional style in helping the pro football writer do his job." Charlie also was named to the 1989 All-Madden Team.

Charlie and his wife, Lynne, have a daughter, Bryce, a son, Lawson, and one granddaughter, Dayton. The Daytons live in Charlotte.



Riley FIELDS
 director of community relations and
 cheerleader/mascot programs

College:	Georgia
Birthdate:	5/9/65
NFL:	5th Season
Panthers:	5th Season



As a liaison between the Panthers and the community, Riley works to develop programs and partnerships that address the special needs of communities throughout the Carolinas.

Under Riley's direction, the community relations department coordinates the team's outreach programming, youth football programming, cheerleader and mascot programs, player appearances, merchandise donations and Carolina Panthers Charities.

Prior to joining the Panthers in March 2003, Riley spent seven years as marketing specialist for Mecklenburg County Park & Recreation.

A native of Charlotte, Riley graduated from the University of Georgia in 1988 with a degree in journalism and earned a master's degree in sport management from the University of Massachusetts in 1993. Riley and his wife, Robin, have a daughter, Grace Elizabeth. They live in Charlotte.



Mark **HOBBS**

video director

College:	Houston
Birthdate:	6/19/65
NFL:	18th Season
Panthers:	13th Season



Mark was named video director in 1999 after serving the previous four years as Carolina's assistant video director. Mark joined the Panthers in 1995 from the CFL's Sacramento Gold Miners, where he served as video coordinator for the 1994 season. Prior to joining the Gold Miners, Mark was the video coordinator at the University of Houston from 1989-91. Mark began his NFL career with the Houston Oilers as an equipment assistant in 1984 prior to joining the video staff as an assistant in 1988.

Mark is a graduate of Klein HS (Houston, TX), where he lettered in football. He earned a bachelor's degree in business from the University of Houston in 1988. Mark and his wife, Renee, live in Rock Hill, SC, with her son, Adam.



Jackie **JEFFRIES**

human resources director

College:	Pfeiffer
Birthdate:	11/10/61
NFL:	15th Season
Panthers:	15th Season



Jackie enters her 15th season with the Carolina Panthers and her second as the team's human resources director. Jackie became the Carolina Panthers' first employee in March 1993 and has served as the team's office manager, human resources manager, and executive coordinator to the President of Panthers Football LLC. Over the 15 years she's spent with the Panthers organization, Jackie has lived the history of the franchise day-by-day and has been an integral part of Charlotte's history in professional sports.

Jackie is a graduate of Pfeiffer University where she earned a bachelor's degree in Business Administration and is currently attending Pfeiffer's School of Graduate Studies in pursuit of a Masters of Science in Organizational Change & Leadership. She is a member of the National Society of Human Resource Management and the Charlotte Chapter of Executive Women International. A native of Burlington, North Carolina, she resides in Charlotte.



Jackie **MILES** equipment manager

College:None
Birthdate:12/24/60
NFL:16th Season
Panthers:14th Season



Jackie joined the Panthers in 1994 after two seasons at Boston College, where he was head equipment manager. Prior to his time at Boston College, Jackie spent six years as the head equipment manager for Rice University after serving as the assistant equipment manager for the Philadelphia Eagles from 1984-86 and the USFL's Philadelphia/Baltimore Stars from 1983-86. Before joining the Stars, Jackie began his career in 1978 at the University of Pennsylvania, where he was in charge of the Quakers football equipment operation.

Jackie is a graduate of Bishop Neumann HS in Philadelphia, PA. Jackie and his wife, Julie, have a son, John, and three daughters: Lindsay, Megan and Kerrie. Born December 24, 1960, Jackie and his family live in Weddington, NC.



Dave **OLSEN** chief financial officer

College:Utah State
Birthdate:5/11/43
NFL:32nd Season
Panthers:14th Season



Dave joined the Panthers in February 1994 as the chief financial officer, having served in similar positions within both the NFL and financial industry. Prior to his time with Carolina, Dave served NFL Commissioner Paul Tagliabue as a financial consultant and worked with the NFL Management Council on the formulation of the salary cap and the collective bargaining agreement, ratified in 1993.

Prior to his work at the League office, Dave was executive vice president, chief financial officer and director of the Buffalo Bills. During his time with the Bills, which began in 1976, the team went to the Super Bowl and won the AFC East three times. Dave began his career in the finance organization of Ford Motor Company.

A 1967 graduate of Utah State University, Dave earned a 1968 MBA from Utah State. A native of Logan, UT, Dave was born May 11, 1943. He and his wife, Gloria, have six children: Jeffrey, John, James, Jason, Justin and Julie, and 12 grandchildren. The Olsens live in Cornelius, NC.



Kyle **RITCHIE**

director of panthervision
and entertainment

College:.....James Madison
 Birthdate:.....7/5/66
 NFL:.....16th Season
 Panthers:.....12th Season



Kyle joined the Panthers in 1996 as Scoreboard Operations Manager before being elevated in 2005 to his current position as Director of Entertainment and PantherVision, which includes overseeing all of the Panthers' pregame and halftime entertainment, in addition to all of the audio and video systems at Bank of America Stadium. These systems include the PantherVision video board programming, as well as the stadium's in-house television system.

Before joining the Panthers, Kyle spent four years as Scoreboard Operations Director at Joe Robbie Stadium in Miami, FL, for the Miami Dolphins and the Florida Marlins. Prior to his time in South Florida, Kyle spent four seasons with the Baltimore Orioles as a member of their video production team.

A graduate of James Madison University, he earned a bachelor's degree in Telecommunications. Kyle and his wife, Lisa, have three sons, Skyler, Branson and Chase, and live in Huntersville, NC.



Donnie **SHELL**

director of player development

College:.....South Carolina State
 Birthdate:.....8/25/52
 NFL:.....14th Season
 Panthers:.....14th Season



A member of the famed Pittsburgh Steelers "Steel Curtain" defense that shut down NFL offenses in the late 1970s, Donnie won four Super Bowls, was selected to represent the AFC in the Pro Bowl five times and retired as the NFL strong safety career leader with 51 interceptions. He played 14 years and started 11 consecutive years for the Steelers and was selected to the Steelers All-Time Team and to the NFL Silver Anniversary Super Bowl Team.

Since 1994, Donnie has coordinated all of the Panthers player programs, including financial education, family assistance, career internships and continuing education, all designed to help players succeed following their on-field football careers. Indicative of his efforts, Donnie earned the "Best Player Programs" award from the NFL in 1998 and 1999 and garnered the "Most Outstanding Player Programs" honor from the NFC in 2000. In 2002, the NFL Player Development Department created the Winston/Shell Award in honor of Donnie for being one of the pioneers in player development and always having one of the most creative programs in the NFL. This award is presented annually to the club that has the most creative program.

A 1974 graduate of South Carolina State with a degree in physical education and a minor in biology, Donnie went on to earn a master's degree in guidance and counseling in 1977. He is a member of the Division II Hall of Fame, the MEAC Hall of Fame, the South Carolina Athletic Hall of Fame and the College Football Foundation Hall of Fame. In 2001, he also was one of 15 finalists for induction into the NFL Hall of Fame. Donnie and his wife, Paulette, have three children, April, Dawn and Donnie, and live in Rock Hill, SC.



Richard **THIGPEN**

general counsel

College:Duke
 Birthdate:12/31/55
 NFL:11th Season
 Panthers:11th Season



Richard joined the Panthers in July 1997 as associate general counsel and became general counsel in May 1998. Richard was in private practice for 13 years, specializing in health care, corporate and tax law, before joining the Panthers. While in private practice, he provided counsel to the Panthers on a variety of legal matters, including issues related to the financing and construction of Bank of America Stadium. As general counsel, Richard is involved in everything from contracts to trademark issues to employment matters.

Richard received his undergraduate degree from Duke University, his law degree from Campbell University and a masters of laws in taxation from Georgetown University. Richard was born December 31, 1955 in Chapel Hill, NC. He has three sons, Justin, Christopher and Nicholas, and lives in Charlotte with his wife, Kathryn.



Henry **THOMAS**

director of broadcast administration
and sponsor events

College:North Carolina
 Birthdate:7/15/60
 NFL:7th Season
 Panthers:7th Season



Henry joined the Panthers in June 2001 as sales manager before being elevated in 2003 to his current position, which includes overseeing all radio and television broadcasting as well as all sponsor events.

Before joining the Panthers, Henry was with the NBA's Charlotte Hornets, where he was a senior account manager for more than four years. Prior to his time there, Henry spent 10 years with Capitol Broadcasting Company, Inc., managing and selling for the Raleigh office, where he coordinated the sales efforts for North Carolina State and Duke University Radio Sports Networks and the North Carolina News Network. He also spearheaded the opening of a Charlotte office in 1993 and worked as a senior account manager for the Carolina Panthers Radio Network before the team's broadcasting was moved in-house.

A graduate of the University of North Carolina at Chapel Hill, he earned a bachelor's in business administration. A native of Greensboro, NC, Henry lives in Charlotte.



Ryan VERMILLION

head athletic trainer

College:	Miami
Birthdate:	5/24/63
NFL:	16th Season
Panthers:	6th Season



Highly respected in Bank of America Stadium since his arrival in February of 2002, Ryan and his staff are responsible for the day-to-day rehabilitation needs of the team as well as programs to maintain the overall health and welfare of the players.

He is assisted in these responsibilities by athletic trainers Mark Shermansky and Reggie Scott, as well as Team Orthopedist Dr. Robert Anderson, Head Team Physician and Orthopedist Dr. Pat Connor and Team Internist Dr. Robert Heyer. Following the 2004 season, Ryan and his staff were recognized League-wide with the Ed Block Courage Award for the NFL Athletic Training Staff of the Year.

Prior to joining the Washington Redskins as the director of rehabilitation for the 2001 season, Ryan worked with the Miami Dolphins for nine seasons, four as the head athletic trainer under head coach Don Shula and five as the director of rehabilitation and associate athletic trainer.

A 1987 graduate of the University of Miami's physical therapy school, Ryan served five seasons with his alma mater as a physical therapist from 1987-91. He spent four years prior as a student athletic trainer for the Hurricanes.

Ryan and his wife, Margaret, have three daughters, Erin, Riley and Alice, and a son, Ryan Jr. The Vermillions live in Charlotte.



Phil YOUTSEY

director of ticket sales
and operations

College:	William Jewell
Birthdate:	6/19/60
NFL:	26th Season
Panthers:	14th Season



One of the first Panthers employees, Phil also is one of the organization's most valuable members. Originally charged with selling the newly implemented PSL concept upon his arrival in 1994, Phil has displayed his marketing ingenuity with the introduction of the highly successful South Lawn Village Corporate Hospitality program, Luxury Suite expansion project and Suite 87. Benefiting from his expertise, the Panthers have sold out 110-of-112 games played at Bank of America Stadium since its opening in 1996.

As director of ticket sales and operations, Phil's responsibilities include sales, renewals and marketing of all sellable products and team branding. He also coordinates ticket operations, which includes all ticket account maintenance and ticketing systems, premium services; including luxury suite sales and operations, Suite 87, club seat sales and club seat services programs, PSL sales and programs, South Lawn Village corporate hospitality and the annual kickoff luncheon.

Phil came to Carolina from the Kansas City Chiefs, where he was the director of ticket operations. He started with the Chiefs as a courier and assistant equipment manager in 1980 before becoming the sales manager for the Gastonia Expos in 1983. In 1984, Phil returned to the Chiefs as a sales representative before being named ticket manager in 1987. In 1990, he became director of ticket operations.

A native of Kansas City, MO, Phil is a graduate of Oak Park HS and William Jewell College with a degree in business administration. Born June 19, 1960, Phil and his wife, Jill, have three children, Matthew, Timothy and Samantha and reside in Charlotte.



Dr. Tim **ADAMSON**
Team Neurosurgeon



Warren **ALLEN**
Security Officer



Jennifer **ALMOND**
Stadium Operations
Administrative Assistant



Dr. Robert **ANDERSON**
Team Orthopedist



Scott **AUKER**
Sports Marketing Sales
Executive



Roy **AUTEN**
Security Officer



Alex **BARRAZA**
Maintenance Assistant



Jennifer **BARRETT**
Ticket Office Manager



Kirby **BARTON**
Ticket Operations Assistant



Casey **BEAMER**
Account Manager



Brandon **BEANE**
Football Operations
Manager



Tina **BECKER**
Cheerleader and Mascot
Programs Manager



John **BERGER**
Sports Marketing Sales
Executive



Brett **BORDEN**
Staff Writer



Jean **BRACY**
Sales and Broadcast
Assistant



Greg **BRANNON**
Executive Producer-
Television



Matthew **BRINKLEY**
Football IT Support
Specialist



John T. **BROWN**
Security Supervisor



Mike **BUNKLEY**
Team Chaplain



Angela **BUTLER**
Ticket Operations Assistant



Karen **CARAWAY**
Senior Manager of
Premium Services



Dr. Michael **CATANESE**
Team Dentist



Laurie **CERTO**
Luxury Suites and Club
Seat Coordinator



Ed **CLOER**
Maintenance Apprentice



Jon **CREDIT**
Software Development
Manager



John **COLEMAN**
Security Officer



Dr. Pat **CONNOR**
Team Physician and
Orthopedist



Mike **CRAFT**
Senior Producer-Television



Kara **CULPEPPER**
Hospitality Coordinator



Mia **CUNNINGHAM**
Finance Assistant



Jarrid **DANBURG**
Mascot Coordinator



Tom **DeFELICE**
Sports Marketing Sales
Executive



Susan **DeMART**
Human Resources Assistant



Jeffrey **DEMOFONTE**
Lead Plumber



Adam **DESCHENES**
Sports Marketing Sales
Executive



Mark **DIGGS**
Lead HVAC



Steve **DIRSCHERL**
Landscape Assistant



Steven **DRUMMOND**
Media Relations Assistant



Mike **DUDAN**
Controller



Crystal **DUNHAM**
Community Relations
Manager



J.C. **FELDER**
Football Security
Coordinator



Nick **FRANZA**
IT Network Administrator



Matthew **GETZ**
Facility Manager



Randy **GOFORTH**
Security Officer



Richelle **GRANT**
Cheerleader Programs
Assistant



Bryant **HATLEY**
Landscape Assistant



Kristi **HEPPNER**
Accountant I



Chris **HERBERT**
Video Assistant



Stephen **HERBSTER**
AVID Editor - Television



Dr. Robert **HEYER**
Team Internist



Diane **HOCH**
Executive Assistant-
Owner/Founder



Jim **HOLLEY**
Security Supervisor



Rick **HOLMES**
General Maintenance
Assistant



Kim **ISENHOOR**
Executive Asst.-President
Panthers Stadium LLC



Jackie **JACKSON**
Seamstress



Michele **JAMISON**
Payroll Administrator



Jeff **JENKINS**
Electrical Crew Leader



Jim **JONES**
Security Officer



David **LANGTON**
Executive Producer-Radio



Mike **LENTZ**
Operations Assistant



Jeff **LONG**
Maintenance Assistant



Mike **MAHONEY**
Sports Marketing Sales
Executive



Tracy **MARINO**
Executive Assistant- President
Panthers Football LLC



Amy **MARTIN**
Broadcast Assistant



Tara **MASTEN**
Account Manager



Andrew **MCCRAY**
Security Officer



Joyce **MELTON**
Executive Assistant to the
General Counsel



Jonathan **MICKEY**
Landscape Assistant



Deedee **MILLS**
Public Relations Assistant



Mick **MIXON**
Play-by-Play Broadcaster



David **MONROE**
Website Coordinator



Daniel **MOOSE**
Maintenance Assistant



Jeff **MUELLER**
Video Assistant



Linda **O'HORA**
Executive Assistant to the
Head Coach



Beau **PATTERSON**
Premium Services Assistant



Scott **PAUL**
Operations Manager



Matthew **PAYNE**
Software Developer



Ryan **PETRUS**
Operations Assistant



Dr. Jerry **PETTY**
Team Neurosurgeon



Ken **POLK**
Accountant II



Bryan **PORTER**
Football Operations
Assistant



Erik **POWELL**
Safety and Security
Coordinator



Toni **PRICE**
Assistant to the General
Manager



Gerard **REYES**
Maintenance Crew Leader



Dennis **RIGGS**
Field Assistant



Adam **ROBINSON**
Senior Software Developer



Russ **ROBINSON**
Account Executive



Rob **ROGERS**
Salary Cap/Football
Systems Coordinator



Tim **ROSE**
Security Supervisor



Chuck **ROSSELOT**
Electrical Assistant



Chrystal **ROWE**
Ticket Marketing Manager



Dominick **RUSSO**
Preventative Maintenance
Supervisor



Stephen **SAYERS**
Field Assistant



Leoma **SCHOFFNER**
Security Officer



Jackie **SCHOPECK**
Executive Assistant to the
Assistant Coaches



Pat **SCOTT**
Security Officer



Reggie **SCOTT**
Assistant Athletic Trainer



Bill **SEGARRA**
Account Executive



Mark **SHERMANSKY**
Assistant Athletic Trainer



Connie **SIZEMORE**
Security Officer



Jennifer **SKLENAR**
Sponsor Services Manager



Waldon **SURRATT**
Security Officer



Dana **THOMAS**
Account Manager



Don **TONER**
Assistant Equipment
Manager



Jody **TOTH**
Receptionist



John **TRAIL**
Security Supervisor



Bobby **TRIMNAL**
Ticket Operations Assistant



Michael **TRIPLET**
Information Systems
Administrator



Seenu **TULLURI**
Software Developer



Dr. David **UGLAND**
Team Ophthalmologist



Pete **VACHO**
Youth Football Coordinator



Tom **VAUGHAN**
Head Groundskeeper



Frank **WADDELL**
Operations Assistant



Richard **WAGONER**
Maintenance Supervisor



Shane **WALDEN**
Mechanical Systems
Manager



Lula **WALKER**
Receptionist



Bernadette **WASHINGTON**
Community Relations
Assistant



Kyle **WHISNANT**
Landscape Crew Leader



Adam **WHITE**
Field Supervisor



Josh **WISE**
Premium Services Manager



Jen **WOUTERS**
Sponsor Events Coordinator




Ong **XIONG**
Electrical Assistant



PANTHERS.COM

VETERANS





James ANDERSON 50

linebacker

6-2 • 235 • Virginia Tech

Birthdate:.....9/26/83
Hometown:.....Chesapeake, VA
High School:.....Deep Creek
NFL:.....2nd Season
Panthers:.....2nd Season
How Acquired:.....D3 '06



PRO CAREER

- Made his first career start at linebacker at Cincinnati (10/22/06) and ranked second on defense with nine tackles.
- Registered a career-high two sacks of New Orleans Saints quarterback Jamie Martin (12/31/06).
- One of four rookie draft choices to start a game for Carolina in 2006, joining DeAngelo Williams, Richard Marshall and Will Montgomery.

TRANSACTIONS: Selected in the third round (88th overall) of the 2006 college draft on April 29, 2006.

GP/GS: GP/GS: Career (16/2); 2006 (16/2).

2006: Appeared in all 16 games with two starts...Utilized primarily as a reserve linebacker and on special teams...Tallied 25 tackles, two sacks, four quarterback hurries and two forced fumbles...Notched three tackles on special teams...Efforts contributed to defense that allowed only 3,000 net passing yards, which ranks as the second-fewest ever surrendered in team history behind the team record of 2,993 given up in 2002...Key member of a defensive unit that finished seventh in the NFL in total defense and tied for eighth in scoring defense, allowing 19.1 points per game...Helped unit rank 11th in the League in rushing yards per game, third in third-down efficiency and seventh in sacks per pass play...41 sacks by defense is the fourth-highest amount in team history...Helped defense limit opponents to less than 100 yards rushing in nine contests...**At Baltimore (10/15):** Played as reserve linebacker and saw majority of action at outside linebacker after Thomas Davis left the contest with a rib injury...**At Cincinnati (10/22):** Made first NFL start at outside linebacker in place of an injured Thomas Davis...Ranked second on the team with nine tackles, including two for loss...**At New Orleans (12/31):** Started at outside linebacker in place of Thomas Davis who missed the game with an injured shoulder...Registered six tackles, two forced fumbles and a career-high two sacks of quarterback Jamie Martin.

COLLEGE: Started 28-of-53 games he played in four seasons for the Hokies...Totalled 218 tackles, seven sacks, three interceptions, three fumble recoveries, two forced fumbles and five passes defensed...First player in Virginia Tech history to earn the Excalibur Award five times, given for the top performance in the strength and conditioning program...Finalist for Wuerffel Trophy, a national award that honors a college football player who best combines exemplary com-



PANTHERS TALE

James graduated with a degree in studio art and wants to focus on abstract painting, one of the most difficult forms of all the arts. Abstract art is without a recognizable subject, doesn't relate to anything external or doesn't try to "look like" something. James wants to open his own art studio in his home.

munity service with outstanding academic and athletic achievement...**2005 (Sr.):** Started all 13 games at weakside linebacker...Ranked second on team with a career-high 82 tackles...Collected three sacks, two interceptions, one fumble recovery, one forced fumble and four passes defended...Member of Hokies defense that led nation in total defense and rank eighth in rushing defense...Returned interception 39 yards for a touchdown versus Louisville in the Gator Bowl...**2004 (Jr.):** Appeared in 13 games with 12 starts...Moved from inside linebacker to weakside linebacker...Contributed on special teams...Posted 48 tackles, two and a half sacks, two fumble recoveries and one pass defended...Recorded one forced fumble and his first career interception at Maryland, returning it 14 yards...Notched seven tackles and a sack versus Virginia...**2003 (So.):** Played in all 13 games...Led team with 37 special teams tackles...Tallied four tackles on defense...Corralled two tackles in the season finale against California in the Insight Bowl...**2002 (Fr.):** Played in all 14 games with three starts...Posted 48 tackles, one and a half sacks and one forced fumble...Contributed on special teams...Made his first career start against Temple registering four solo tackles...Totaled five tackles and forced a fumble against LSU

PERSONAL: Earned PrepStar All-America and second-team All-State honors as a senior at Deep Creek HS in Chesapeake, VA...Named first-team All-Tidewater and the 26th best prospect in Virginia by the Roanoke Times...Played basketball and ran track...Graduated with a degree in studio art...Participated in the Teamwork for Artwork program helping a team of ten ninth grade students from Philip O. Berry Technical Academy on an elaborate art project...Participated in the NFL/United Way "Hometown Huddle '06"...Single...James Anderson.

CAREER

James Anderson

STATISTICS

Year	Team	GP/GS	Tot	T	A	Sack	Yds	INT	Yds	Lg	TD	PD	FF	FR	Yds
2006	Carolina	16/2	25	17	8	2.0	7	0	0	-	0	0	2	0	0
Totals		16/2	25	17	8	2.0	7	0	0	-	0	0	2	0	0

ADDITIONAL STATISTICS

SPECIAL TEAMS TACKLES: 2006 (3-2-1).

SINGLE-GAME CAREER HIGHS

TACKLES	9	at Cincinnati (10/22/06)
FORCED FUMBLES	2	at New Orleans (12/31/06)
SACKS	2	at New Orleans (12/31/06)

ANDERSON GAME-BY-GAME STATISTICS

2006 CAROLINA

Date	Opp	W/L	P/S	T	S	A	SACK	QBP	FR	FF	PD	INT	YDS	LG	TD
09/10	ATLANTA	L	P	1	-	1	-	-	-	-	-	-	-	-	-
09/17	@Minnesota	L	P	-	-	-	-	-	-	-	-	-	-	-	-
09/24	@Tampa Bay	W	P	1	1	-	-	-	-	-	-	-	-	-	-
10/01	NEW ORLEANS	W	P	1	-	1	-	-	-	-	-	-	-	-	-
10/08	CLEVELAND	W	P	-	-	-	-	-	-	-	-	-	-	-	-
10/15	@Baltimore	W	P	1	-	1	-	-	-	-	-	-	-	-	-
10/22	@Cincinnati	L	S	9	6	3	-	-	-	-	-	-	-	-	-
10/29	DALLAS	L	P	-	-	-	-	-	-	-	-	-	-	-	-
11/13	TAMPA BAY	W	P	-	-	-	-	-	-	-	-	-	-	-	-
11/19	ST. LOUIS	W	P	-	-	-	-	-	-	-	-	-	-	-	-
11/26	@Washington	L	P	-	-	-	-	-	-	-	-	-	-	-	-
12/04	@Philadelphia	L	P	1	1	-	-	-	-	-	-	-	-	-	-
12/10	NEWYORK GIANTS	L	P	-	-	-	-	-	-	-	-	-	-	-	-
12/17	PITTSBURGH	L	P	4	3	1	-	1	-	-	-	-	-	-	-
12/24	@Atlanta	W	P	1	1	-	-	-	-	-	-	-	-	-	-
12/31	@New Orleans	W	S	6	5	1	2.0	3	-	2	-	-	-	-	-
TOTALS				16/2	25	17	8	2	4	0	2	0	0	0	0



Jason **BAKER** punter

7

6-2 • 205 • Iowa

Birthdate:	5/17/78
Hometown:	Fort Wayne, IN
High School:	Fort Wayne
NFL:	7th Season
Panthers:	3rd Season
How Acquired:	TR '05 (DEN)



PRO CAREER

- First alternate for the Pro Bowl for the second consecutive season in 2006, achieved personal bests for gross average, net average, punts inside the 20, and total punts with 98.
- Led NFC with 31 punts inside the 20 and a net average of 39.0 and ranked second with a gross average of 45.7. 31 punts inside the 20 matched the second most in team history.
- Established a team record for net punting average for the second consecutive season in 2006, bettering his previous mark of 38.92 set in 2005, while his number of punts and gross average ranked second in team annals.
- Produced a career-long 70-yard punt at Washington (11/26/06), equalling the third-longest punt in franchise history.
- Generated career high gross average of 55.0 versus St. Louis (11/19/06).
- Posted career high net average of 47.2 at New Orleans (12/31/06).
- Equalled a personal-best four punts inside the 20 on six punts with one touchback and a long of 54 versus Tampa Bay (11/13/06)...He previously accomplished the feat versus New England (9/18/05), New Orleans (10/1/06) and at Cincinnati (10/22/06).
- Earned All-Rookie honors from Pro Football Weekly after averaging 40.8 yards and landing 21 punts inside the 20 for San Francisco in 2001.
- Has demonstrated ability as a kickoff specialist.
- Holder for field goals and extra point attempts...Helped John Kasay convert 24-of-27 field goal attempts and 28-of-28 extra point opportunities to rank first on team with 100 points.

TRANSACTIONS: Traded by Denver to Carolina along with a 2006 seventh-round draft choice in exchange for punter Todd Sauerbrun (5/19/05)...Signed as an unrestricted free agent by Denver (3/18/05)...Claimed off waivers by Denver (12/9/04)...Waived by Indianapolis (12/8/04)...Signed as a free agent by Indianapolis (11/11/04)...Waived by Kansas City (10/5/04)...Signed as a free agent by Kansas City (9/25/04)...Waived by Kansas City (9/5/04)...Signed as a free agent by Kansas City (5/12/03)...Waived by Philadelphia (12/17/02)...Signed as a free agent by Philadelphia (12/3/02)...Waived by San Francisco (11/26/02)...Claimed off waivers by San Francisco (8/29/01)...Waived by Philadelphia (8/28/01)...Signed as an undrafted rookie free agent by Philadelphia (4/30/01).



PANTHERS TALE

Jason was a two-sport athlete in college at Iowa. In addition to playing football, Jason also spent time on the Hawkeyes baseball team. In the 2003 offseason, he returned to his old high school and coached the baseball team.

GP/GS: Career (87/0) [6/0]; 2006 (16/0); 2005 (16/0) [3/0]; 2004 (10/0) [1/0]; 2003 (16/0) [1/0]; 2002 (13/0); 2001 (16/0) [1/0].

2006: Punter for all 16 contests...Served as holder on field goals and extra points...Ranked second in the NFC and third in the NFL with a gross average of 45.7 on a career-high 98 punts...Led the NFC with 31 inside the 20, a net average of 39.0 and a career-long of 70 yards...**PANTHERS TEAM RECORD:** Set team record for net punting average for the second consecutive season, bettering his previous mark of 38.92 in 2005, while his number of punts and gross average ranked second in team annals...31 punts inside the 20 matched the second most in team history...**Vs. Tampa Bay (11/13):** Equaled his single-game best placing four punts inside the 20 on six attempts with one touchback and a long of 54 yards...**At Washington (11/26):** Posted a career-long punt of 70 yards, equalling the third-longest punt in team history...**At New Orleans (12/31):** Posted a career-high net average of 47.2 yards.

2005: Punter for all 16 games...Served as holder on field goals and extra points...Registered gross average of 43.3 on 72 punts with 23 inside the 20, a net average of 38.9 and a long of 59 yards...Notched one special teams tackle...Established career highs in net average, gross average and punts inside the 20...Net average benefitted from punt coverage unit that ranked fifth in the NFL, yielding an average of 6.5 yards per return...Produced a net average of 40 yards or better in six of the last eight regular season games after he registered a net average of 38.1 following the first eight games...**POSTSEASON:** Played in all three games...Averaged 37.5 on 16 punts with seven inside the 20, a long of 52 and a net average of 34.2...**AMONG NFL LEADERS:** Led NFC and ranked third in the League with 38.9 net average...**PANTHERS TEAM RECORD:** Set team record with net average of 38.9, surpassing previous mark of 38.8 established by Todd Sauerbrun in 2001...**Vs. New England (9/18):** Placed a career-high four punts inside the 20, bettering his previous personal best of three, achieved six times, most recently versus Cincinnati (11/16/03) while Baker played for Kansas City...**At Tampa Bay (11/6):** Established career high with 49.5 gross average, bettering previous personal best of 49.3 set versus Atlanta (10/14/01) while with San Francisco.

2004: Utilized as a punter and on kickoffs in 10 games for Kansas City, Indianapolis and Denver...Punted 24 times with a gross average of 38.8 and a net average of 31.6, including 10 punts placed inside 20-yard line...Appeared in two games for Kansas City producing a 37.7 gross average and a 27.4 net average on nine punts...Saw action primarily as a kickoff specialist in four games with Indianapolis...Played in final four games of the season for Denver posting a 38.9 average and a 35.6 net...Recorded 57 kickoffs with three touchbacks during the regular season and added two special teams tackles...**POSTSEASON:** Generated a 37.5 average and a 35.3 net average on four punts in Denver's AFC Wild Card Game at Indianapolis (1/9)...**Vs. Houston (9/26):** Punted four times for a 39.8 average, including two inside 20...**Vs. Miami (12/12):** Placed two of his five punts inside the 20-yard line...**At Kansas City (12/19):** Landed one punt at the Chiefs' one-yard line and added another inside the 20...**At Tennessee (12/25):** Placed two punts inside the six-yard line.

2003: Handled punting and kickoff duties in all 16 games with Kansas City...Totalled a career-high 80 punts for 3, 156 yards with 21 punts inside the 20-yard line, seven touchbacks and one block...Kicked 57 of his 92 kickoffs inside the 10-yard line with six touchbacks in addition to making seven special teams tackles...**POSTSEASON:** In Kansas City's AFC Divisional Playoff game vs. Indianapolis (1/11/04), he did not attempt a punt...**At Baltimore (9/28):** Posted a career-high nine punts, including a career-long 68-yarder...**Vs. Denver (10/5):** Landed two punts inside the 20...**Vs. Buffalo (10/26):** Set a career-high with three punts inside the 20...Had first career punt blocked out of the end zone for a safety by cornerback Pierson Prioleau...**At Cincinnati (11/16):** Tied a career-high with three punts inside the 20...**At Denver (12/7):** Tallied a season-high 46.0-yard gross average and a career-best 46.0 net average while drilling two touchbacks on kickoffs.

2002: Played in 13 games with Philadelphia and San Francisco...Saw action in two contests with the Eagles, posting 14 punts for 445 yards with a 34.2 gross average and a 29.8 net

average...Signed as free agent by Philadelphia (12/3)...Played in 11 games for the 49ers, producing 42 punts for 1,688 yards with 12 inside the 20 and three touchbacks... **Vs. Washington (9/22)**: Landed three punts inside 20...**At Seattle (12/8)**: Placed two punts inside the 20.

2001: Played in all 16 games for San Francisco, punting 69 times for 2,813 yards with a career-high 21 inside the 20 and four touchbacks...Earned All-Rookie honors from Pro Football Weekly...**POSTSEASON**: Punted five times for a 36.6 gross average and a 29.6 net average with three inside the 20 at Green Bay in an NFC Wild Card Game...**Vs. Atlanta (9/9)**: Punted five times for 154 yards with one inside 10 in NFL debut...**Vs. New Orleans (11/11)**: Registered a season-long 64-yard punt and placed two inside 20.

COLLEGE: Earned honorable mention All-Big Ten honors as a senior at Iowa after punting 74 times for 3,145 yards and placing 24 punts inside the 20... Ranks first in school history in punting attempts with 272 and yards with 11,304...Posted four of the 11 longest punts in Iowa history, including a 79-yarder...Played baseball for the Hawkeyes.

PERSONAL: Founder of Catie B Charities, based in Fort Wayne, IN, named after his sister Catherine...Named second-team All-Conference as a senior at Fort Wayne HS in Fort Wayne, IN...Averaged 39.0 yards per punt during prep career...Contributed to team going to state championship as a junior...Majored in Business Administration...Splits time between Charlotte and Carmel, IN...Participated in the Carolina Panthers Football 101 event and AAA Fan Cruise...Single...Jason Michael Baker.

CAREER

Jason Baker

STATISTICS

Year	Team	GP	No	Yds	Avg	Opp Ret	Yds	Net	TB	In 20	Lg	Blk
2001	San Francisco	16	69	2813	40.8	34	290	35.4	4	21	64	0
2002	San Francisco	11	42	1688	40.2	27	282	32.0	3	12	51	0
2002	Philadelphia	2	13	445	34.2	4	37	29.8	1	2	44	0
2003	Kansas City	16	80	3156	39.5	38	327	33.2	7	21	68	1
2004	Kansas City	2	9	340	37.8	4	98	22.4	2	3	52	0
2004	Indianapolis	4	0	0	0.0	0	0	0.0	0	0	-	0
2004	Denver	4	15	591	39.4	6	55	34.4	1	7	48	0
2005	Carolina	16	72	3118	43.3	36	235	38.9	4	23	59	0
2006	Carolina	16	98	4483	45.7	61	390	39.0	12	31	70	1
NFL Totals		87	398	16634	41.8	210	1714	35.6	34	120	70	2
Carolina Totals		32	170	7601	44.7	97	625	38.9	16	54	70	1

POSTSEASON

Year	Team	GP	No	Yds	Avg	Opp Ret	Yds	Net	TB	In 20	Lg	Blk
2001	San Francisco	1	5	183	36.6	1	35	29.6	0	3	45	0
2003	Kansas City	1	0	0	0.0	0	0	0.0	0	0	0	0
2004	Denver	1	4	150	37.5	1	9	35.3	0	1	46	0
2005	Carolina	3	16	600	37.5	6	13	34.2	2	7	52	0
Totals		6	25	933	37.3	8	57	33.4	2	11	52	0

ADDITIONAL STATISTICS

SPECIAL TEAMS TACKLES: 2001 (3-3-0); 2003 (5-5-0); 2004 (2-2-0); 2006 (1-1-0).

RUSHING: 2001 (1-0)

SINGLE-GAME CAREER HIGHS

PUNTS	9	three times, most recently vs Cleveland (10/8/06)
PUNTING YARDS	410	vs Cleveland (10/8/06)
PUNTING AVG. (min 3)	55.0	vs St. Louis (11/19/06)
NET PUNTING AVG.	47.2	at New Orleans (12/31/06)
LONG PUNT	70	at Washington (11/26/06)
MOST INSIDE THE 20	4	four times, most recently vs Tampa Bay (11/13/06)

BAKER GAME-BY-GAME STATISTICS

2006 CAROLINA

Date	Opp	W/L	P/S	NO	YDS	AVG	TB	IN20	LG	BLK	NET
09/10	ATLANTA	L	P	6	309	51.5	2	2	58	0	40.0
09/17	@ Minnesota	L	P	9	386	42.9	1	3	57	0	38.2
09/24	@ Tampa Bay	W	P	2	76	38.0	0	1	38	0	36.5
10/01	NEW ORLEANS	W	P	6	304	50.7	1	4	57	0	47.0
10/08	CLEVELAND	W	P	9	410	45.6	1	0	52	0	37.1
10/15	@ Baltimore	W	P	3	117	39.0	0	1	41	0	37.0
10/22	@ Cincinnati	L	P	8	328	41.0	1	4	51	0	35.5
10/29	DALLAS	L	P	6	255	42.5	0	3	53	0	37.8
11/13	TAMPA BAY	W	P	6	278	46.3	1	4	54	0	41.8
11/19	ST. LOUIS	W	P	5	275	55.0	3	0	61	0	40.8
11/26	@ Washington	L	P	8	334	41.8	2	0	70	0	35.1
12/04	@ Philadelphia	L	P	7	329	47.0	0	2	52	0	43.6
12/10	NEWYORK GIANTS	L	P	6	272	45.3	0	1	56	0	37.0
12/17	PITTSBURGH	L	P	6	268	44.7	0	3	52	1	27.1
12/24	@ Atlanta	W	S	6	293	48.8	0	2	56	0	45.8
12/31	@ New Orleans	W	S	5	249	49.8	0	1	52	0	47.2
TOTALS			16/0	98	4483	45.7	12	31	70	1	39.0

2005 CAROLINA

Date	Opp	W/L	P/S	NO	YDS	AVG	TB	IN20	LG	BLK	NET
09/11	NEW ORLEANS	L	P	1	35	35.0	0	0	35	0	35.0
09/18	NEW ENGLAND	W	P	7	295	42.1	1	4	53	0	39.3
09/25	@ Miami	L	P	5	227	45.4	1	2	52	0	40.6
10/03	GREEN BAY	W	P	5	216	43.2	0	1	53	0	37.4
10/09	@ Arizona	W	P	5	214	42.8	0	2	52	0	36.2
10/16	@ Detroit	W	P	5	189	37.8	0	1	51	0	37.2
10/30	MINNESOTA	W	P	2	84	42.0	0	0	48	0	35.5
11/06	@ Tampa Bay	W	P	6	297	49.5	1	0	59	0	38.7
11/13	N.Y. JETS	W	P	3	128	42.7	0	0	45	0	41.3
11/20	@ Chicago	L	P	7	291	41.6	0	3	55	0	41.1
11/27	@ Buffalo	W	P	2	81	40.5	0	1	44	0	40.5
12/04	ATLANTA	W	P	6	276	46.0	0	3	55	0	42.7
12/11	TAMPA BAY	L	P	4	181	45.3	0	0	51	0	33.0
12/18	@ New Orleans	W	P	4	175	43.8	0	3	51	0	42.0
12/24	DALLAS	L	P	7	317	45.3	1	1	54	0	41.0
01/01	@ Atlanta	W	P	3	112	37.3	0	2	53	0	32.3
TOTALS			16/0	72	3118	43.3	4	23	59	0	38.9

POSTSEASON

01/08	@ N.Y. Giants	W	P	4	151	37.8	1	2	42	0	31.5
01/15	@ Chicago	W	P	5	206	41.2	1	3	47	0	37.0
01/22	@ Seattle	L	P	7	243	34.7	0	2	52	0	33.0
TOTALS			3/0	16	600	37.5	2	7	52	0	34.2

2004 KANSAS CITY

Date	Opp	W/L	P/S	NO	YDS	AVG	TB	IN20	LG	BLK	NET
Signed as a free agent by Kansas City (9/25)											
09/26	HOUSTON	L	P	4	159	39.8	1	2	52	0	32.0
10/04	@ Baltimore	W	P	5	181	36.2	1	1	50	0	22.8
Waived by Kansas City (10/5)											
TOTALS			2/0	9	340	37.8	2	3	52	0	26.9

2004 INDIANAPOLIS

Date	Opp	W/L	P/S	NO	YDS	AVG	TB	IN20	LG	BLK	NET
Signed as a free agent by Indianapolis (11/11)											
11/14	HOUSTON	W	P	-	-	-	-	-	-	-	-
11/21	@ Chicago	W	P	-	-	-	-	-	-	-	-
11/25	@ Detroit	W	P	-	-	-	-	-	-	-	-
12/05	TENNESSEE	W	P	-	-	-	-	-	-	-	-
Waived by Indianapolis (12/8)											
TOTALS			4/0	-	-	-	-	-	-	-	-

2004 DENVER

Date	Opp	W/L	P/S	NO	YDS	AVG	TB	IN20	LG	BLK	NET
Claimed off waivers by Denver (12/9)											
12/12	MIAMI	W	P	5	198	39.6	1	2	48	0	33.8
12/19	@ Kansas City	L	P	4	154	38.5	0	2	42	0	31.0
12/25	@ Tennessee	W	P	2	87	43.5	0	2	46	0	43.5
01/02	INDIANAPOLIS	W	P	4	152	38.0	0	1	39	0	34.0
TOTALS			4/0	15	591	39.4	1	7	48	0	34.4

POSTSEASON

01/09	@ Indianapolis	L	P	4	150	37.5	0	1	46	0	35.3
TOTALS			1/0	4	150	37.5	0	1	46	0	35.3

2003 KANSAS CITY

Date	Opp	W/L	P/S	NO	YDS	AVG	TB	IN20	LG	BLK	NET
09/07	NEW ORLEANS	L	P	5	215	43.0	0	1	50	0	33.8
09/14	NEW ENGLAND	W	P	5	220	44.0	2	1	56	0	34.2
09/21	@ Miami	L	P	4	171	42.8	1	0	48	0	35.5
09/28	GREEN BAY	W	P	9	322	35.8	0	2	68	0	31.6
10/05	@ Arizona	W	P	6	267	44.5	1	2	55	0	38.5
10/12	@ Detroit	W	P	6	249	41.5	1	1	55	0	35.3
10/20	MINNESOTA	W	P	7	287	41.0	1	3	53	0	36.6
10/26	@ Tampa Bay	W	P	6	222	37.0	0	3	47	0	31.7
11/9	NEWYORK JETS	W	P	2	81	40.5	0	0	44	0	40.5
11/16	@ Chicago	L	P	7	235	33.6	0	3	45	0	21.1
11/23	@ Buffalo	W	P	5	159	31.8	0	0	42	0	20.2
11/30	ATLANTA	W	P	5	189	37.8	0	1	47	0	33.8
12/07	TAMPA BAY	L	P	3	138	46.0	0	0	53	0	46.0
12/14	@ New Orleans	W	P	1	42	42.0	0	1	42	0	42.0
12/20	DALLAS	L	P	4	166	41.5	0	1	45	0	38.0
12/28	@ Atlanta	W	P	5	193	38.6	1	2	47	0	34.2
TOTALS			16/0	80	3156	39.5	7	21	68	0	32.8

POSTSEASON

01/11	INDIANAPOLIS	L	P	-	-	-	-	-	-	-	-
TOTALS			1/0	-	-	-	-	-	-	-	-

2002 SAN FRANCISCO

Date	Opp	W/L	P/S	NO	YDS	AVG	TB	IN20	LG	BLK	NET
09/05	NEW ORLEANS	L	P	3	133	44.3	0	2	47	0	42.7
09/15	NEW ENGLAND	W	P	5	195	39.0	0	1	48	0	36.4
09/22	@ Miami	L	P	7	282	40.3	0	3	51	0	32.9
10/06	GREEN BAY	W	P	2	88	44.0	0	1	45	0	42.0
10/14	@ Arizona	W	P	3	114	38.0	0	0	42	0	17.7
10/20	@ Detroit	W	P	1	46	46.0	0	0	46	0	46.0
10/27	MINNESOTA	W	P	4	155	38.8	0	1	47	0	32.8
11/03	@ Tampa Bay	W	P	1	35	35.0	0	0	35	0	35.0
11/10	NEWYORK JETS	W	P	3	101	33.7	0	1	35	0	32.7
11/17	@ Chicago	L	P	7	299	42.7	3	1	48	0	31.4
11/25	@ Buffalo	W	P	6	240	40.0	0	2	46	0	23.5
Waived by San Francisco (11/26)											
TOTALS			11/0	42	1688	40.2	3	12	51	0	

2002 PHILADELPHIA

Date	Opp	W/L	P/S	NO	YDS	AVG	TB	IN20	LG	BLK	NET
				Signed as a free agent by Philadelphia (12/03)							
12/08	ATLANTA	W	P	6	211	35.2	0	2	43	0	30.7
12/15	TAMPA BAY	L	P	7	234	33.4	1	0	44	0	29.1
				Waived by Philadelphia (12/17)							
TOTALS			2/0	13	445	34.2	1	2	44	0	29.8

2001 SAN FRANCISCO

Date	Opp	W/L	P/S	NO	YDS	AVG	TB	IN20	LG	BLK	NET
09/09	NEW ORLEANS	L	P	5	154	30.8	0	2	40	0	29.0
09/23	NEW ENGLAND	W	P	5	180	36.0	0	0	46	0	26.6
10/01	@ Miami	L	P	2	78	39.0	0	2	44	0	39.0
10/07	GREEN BAY	W	P	6	229	38.2	1	1	44	0	32.7
10/14	@ Arizona	W	P	4	197	49.3	0	2	54	0	40.3
10/28	@ Detroit	W	P	3	129	43.0	0	0	47	0	35.7
11/04	MINNESOTA	W	P	1	26	26.0	0	1	26	0	26.0
11/11	@ Tampa Bay	W	P	6	260	43.3	1	2	64	0	34.5
11/18	NEWYORK JETS	W	P	7	344	49.1	0	2	59	0	41.7
11/25	@ Chicago	L	P	6	255	42.5	0	3	52	0	38.5
12/02	@ Buffalo	W	P	1	47	47.0	0	1	47	0	47.0
12/09	ATLANTA	W	P	5	199	39.8	1	0	52	0	26.6
12/16	TAMPA BAY	L	P	4	154	38.5	0	0	48	0	37.8
12/22	@ New Orleans	W	P	6	246	41.0	0	3	47	0	40.7
12/30	DALLAS	L	P	4	154	38.5	1	1	56	0	33.5
01/06	@ Atlanta	W	P	4	161	40.3	0	1	48	0	39.5
TOTALS			16/0	69	2813	40.8	4	21	64	0	31.1

POSTSEASON

01/13	@ Green Bay	L	P	5	183	36.6	0	3	45	0	29.6
TOTALS			L 1/0	5	183	36.6	0	3	45	0	29.6



in the community

Each fall, the Panthers partner with the United Way of Central Carolinas to complete a hands-on community service project that benefits a deserving United Way agency. Panthers players donate their time to worthwhile projects such as Habitat for Humanity, refurbishing a children's playground and making improvements to a Boys and Girls Club.



Dave BALL

defensive end

96

6-5 • 277 • UCLA

Birthdate:	1/4/81
Hometown:	Dixon, CA
High School:	Dixon
NFL:	4th Season
Panthers:	1st Season
How Acquired:	FA '07



PRO CAREER

- Played in 10 games with the New York Jets in 2006.
- Saw action in five games with San Diego and the New York Jets in addition to spending time on the Chargers practice squad in 2005.
- Appeared in six games with San Diego as a rookie in 2004 before being placed on injured reserve.

TRANSACTIONS: Signed as a free agent by Carolina (3/22/07)...Signed as a free agent by the New York Jets from San Diego practice squad (12/13/05)...Signed to practice squad by San Diego (11/8/05)...Waived by San Diego (11/5/05)...Placed on injured reserve by San Diego with a broken right toe (10/19/04)...Selected by San Diego in the fifth round (133rd overall) of the NFL Draft (4/25/04)

GP/GS: Career (21/0) [0/0]; 2006 (10/0) [0/0]; 2005 (5/0); 2004 (6/0).

2006: Played in 10 games and was inactive for six contests with the New York Jets...Accounted for one tackle and two passes defended...**POSTSEASON:** Inactive for the AFC Wild Card at New England (1/7).

2005: Played in five games and was inactive for six contests with San Diego and the New York Jets...Notched seven tackles...Saw action in two games and was inactive for six contests with the Chargers...Responsible for one tackle...Waived by San Diego (11/5)...Signed to the Chargers practice squad (11/8), where he spent the next four weeks before being signed as a free agent by New York (12/13)...Appeared in three games with the Jets...Collected six tackles.

2004: Selected in the fifth round (133rd overall) of the NFL Draft with the first of two fifth-round picks by San Diego...Played in six games...Contributed three tackles and two passes defended...Suffered a broken right toe at Atlanta (10/17)...Placed on injured reserve (10/19)...**At Houston (9/12):** Made NFL debut...**Vs. New York Jets (9/19):** Notched first two career tackles.

COLLEGE: Finished career at UCLA as the school's all-time leader in sacks with 30.5...**2003 (Sr.):** First-team All-America by *The Sporting News*...Pac-10 Defensive Player of the Year and first-team All-Pac-10 selection...Recipient of the Morris Trophy, given to the top offensive and defensive linemen in the Pac-10...Started all 13 games...Tied for first in the nation and led the Bruins with a school-record 16.5 sacks...Produced 59 tackles, five forced fumbles, one fumble recovery and two passes defended...**2002 (Jr.):** Second-team All-Pac-10



PANTHERS TALE

Dave has a identical twin brother Matt who lives in California. Dave and Matt both played defensive end at UCLA.

choice...Played in 13 games with 12 starts...Ranked first on the team with 11 sacks...Compiled 36 tackles, one fumble recovery and one pass defended...**2001 (So.):** Honorable mention All-Pac-10 selection...Started all 11 games...Registered 18 tackles, one sack, one forced fumble and one pass defended...**2000 (Fr.):** Played in 12 games with three starts...Posted 26 tackles, two sacks, one forced fumble and two fumble recoveries.

PERSONAL: Attended Dixon (CA) HS...Named league defensive player of the year as a senior in addition to earning All-State, All-Metro and All-Area honors...Played basketball for three years...Teamed with twin brother, Matt, to be bookend defensive linemen at UCLA...Graduated from UCLA with a history degree...Wife: Carrie...Son: Mason...David Stewart Ball.

CAREER

Dave Ball

STATISTICS

Year	Team	GP/GS	Tot	T	A	Sack	Yds	INT	Yds	Lg	TD	PD	FF	FR	Yds
2004	San Diego	6/0	3	2	1	0.0	0	0	0	-	0	2	0	0	0
2005	NY Jets	5/0	6	4	2	0.0	0	0	0	-	0	0	0	0	0
2006	NY Jets	10/0	1	1	0	0.0	0	0	0	-	0	3	0	0	0
Totals		21/0	10	7	3	0.0	0	0	0	0	0	5	0	0	0

BALL GAME-BY-GAME STATISTICS

2006 NEW YORK JETS

Date	Opp	W/L	P/S	T	S	A	SACK	QBP	FR	FF	PD	INT	YDS	LG	TD
09/10	@TEN	W	P	0	0	0	0.0	0	0	0	1	0	0	0	0
09/07	NE	L	P	0	0	0	0.0	0	0	0	0	0	0	0	0
09/24	@BUF	W	P	1	1	0	0.0	0	0	0	0	0	0	0	0
10/01	IND	L	P	0	0	0	0.0	0	0	0	0	0	0	0	0
10/08	@JAX	L		Inactive											
10/15	MIA	W	P	0	0	0	0.0	0	0	0	0	0	0	0	0
10/22	DET	W	P	0	0	0	0.0	0	0	0	0	0	0	0	0
10/29	@CLE	L		Inactive											
11/12	@NE	W	P	0	0	0	0.0	0	0	0	0	0	0	0	0
11/19	CHI	L		Inactive											
11/26	HOU	W		Inactive											
12/03	@GB	W	P	0	0	0	0.0	0	0	0	1	0	0	0	0
12/10	BUF	L	P	0	0	0	0.0	0	0	0	0	0	0	0	0
12/17	@MIN	W		Inactive											
12/25	@MIA	W	P	0	0	0	0.0	0	0	0	0	0	0	0	0
12/31	OAK	W		Inactive											
TOTALS			10/0	1	1	0	0.0	0	0	0	2	0	0	0	0

2005 NEW YORK JETS

Date	Opp	W/L	P/S	T	S	A	SACK	QBP	FR	FF	PD	INT	YDS	LG	TD
12/18	@MIA	L	P	1	1	0	0.0	0	0	0	0	0	0	0	0
12/26	NE	L	P	2	2	0	0.0	0	0	0	0	0	0	0	0
01/01	BUF	W	P	3	2	1	0.0	0	0	0	0	0	0	0	0
TOTALS			3/0	6	5	1	0.0	0	0	0	0	0	0	0	0



Brett **BASANEZ** quarterback

14

6-2 • 210 • Northwestern
 Birthdate:5/11/83
 Hometown:Arlington Heights, IL
 High School:St. Viator HS
 NFL:2nd Season
 Panthers:2nd Season
 How Acquired:FA '06



PRO CAREER

- Saw action in his first NFL game versus Pittsburgh (12/17/06) and completed 6-of-11 passes for 56 yards with one interception.
- One of two undrafted rookie free agents to appear on the Panthers active roster in 2006, joining wide receiver Taye Biddle.

TRANSACTIONS: Signed as a free agent from practice squad by Carolina (12/9/06)...Signed to practice squad by Carolina (9/3/06)...Waived by Carolina (9/2/06)...Signed as an undrafted rookie free agent by Carolina (5/5/06).

GP/GS: Career (1/0); 2006 (1/0).

2006: Spent first 12 weeks of regular-season on practice squad before being promoted to active roster (12/9)...Appeared in one regular season contest and was inactive for three games...Did not play vs. New York Giants (12/10), at Atlanta (12/24) and at New Orleans (12/31)...**vs. Pittsburgh (12/17):** Saw first NFL action in the fourth quarter...Completed 6-of-11 passes for 56 yards with one interception for a 30.9 quarterback rating.

COLLEGE: Started 46 career games, including 40 consecutive... Named 2005 Big Ten Offensive Player of the Year...Broke 32 Northwestern records including career passing yards, total offense, completions and passing touchdowns...**2005 (Sr.):** Earned First-team All-Big Ten honors and named Sports Illustrated.com's National Player of the Year...Threw for 3,622 yards and 21 touchdowns...**2004 (Jr.):** Honorable mention All-Big Ten honoree... Completed 247 passes for 2,838 yards and 12 touchdowns...**2003 (So.):** Started all 13 games...Completed 162 passes for 1,916 yards and four touchdowns...**2002 (Fr.):** Big Ten All-Freshmen first-team selection by The Sporting News...Started nine of the 10 games played...Completed 190 passes for 2,204 yards and seven touchdowns...**2001:** Redshirted as a true freshman.

PERSONAL: Attended St. Viator HS in Arlington Heights, IL...Named the USA Today Illinois Player of the Year as a senior...Graduated from Northwestern with a bachelor's degree in communication studies and a master's degree in communications...Participated in the 2007 Caravan Tour, Carolina Panthers Shop with a Panther event as well as Read Across America Day...Fiance' Kristin...Brett Stephen Basanez.



PANTHERS TALE

Brett holds many school records at Northwestern for passing categories, including passing yards (10,580) and total offense (11,576). He ranks 13th on the NCAA's all-time list for total offense, and 28th on the all-time list for passing yards. He was close to becoming the only player in NCAA history with 10,000 passing yards and 1,000 rushing yards (Basanez picked up 996 yards on the ground while at NU).

Year	Team	PASSING												
		GP	GS	Att	Cmp	Pct	Yds	Yds/Att	TD	Int	Lg	Sk	YdsLst	Rtg
2006	Carolina	1	0	11	6	54.5	56	5.09	0	1	18	0	0	30.9
Totals		1	0	11	6	54.5	56	5.09	0	1	18	0	0	30.9

Year	Team	RUSHING				
		Att	Yds	Avg	Lg	TD
2006	Carolina	1	2	2	2	0
Total		1	2	2	2	0

SINGLE-GAME CAREER HIGHS

PASS ATTEMPTS	11	vs Pittsburgh (12/17/06)
PASS COMPLETIONS	6	vs Pittsburgh (12/17/06)
PASSING YARDS	56	vs Pittsburgh (12/17/06)
LONG PASS	18	vs Pittsburgh (12/17/06)
COMPLETION PCT	54.5	vs Pittsburgh (12/17/06)
INTERCEPTIONS	1	vs Pittsburgh (12/17/06)



in the community

The Keep Pounding Campaign was created to recognize and honor two beloved members of the Panthers family in 2003. Through a partnership with the Carolinas HealthCare Foundation, over \$500,000 has been raised to support cancer research programs of the American Cancer Society and Carolinas Medical Center.



D'Anthony **BATISTE** 76 tackle

6-4 • 318 • Louisiana-Lafayette

Birthdate:.....3/29/82
Hometown:.....Marksville, LA
High School:.....Marksville
NFL:.....2nd Season
Panthers:.....2nd Season
How Acquired:.....FA '06 (Dal.)



PRO CAREER

- Signed as a free agent by Carolina from Dallas practice squad (10/14/06)...Spent time in the Arena Football League and the Canadian Football League.

TRANSACTIONS: Signed as a free agent by Carolina from Dallas practice squad (10/14/06)...Signed to practice squad by Dallas (9/4/06)...Waived by Dallas (9/2/06)...Signed as a free agent by Dallas (6/16/06).

GP/GS: Career (0/00); 2006 (0/0).

2006: Signed by Carolina (10/14) off Cowboys practice squad...Was inactive for nine contests and did not dress in two games...Attended training camp with Dallas after being signed as a free agent (6/16)...Waived by the Cowboys prior to the start of the regular season (9/2)...Signed to the practice squad by Dallas (9/4)...Began the year with the Edmonton Eskimos of the Canadian Football League but was released after two preseason games.

2004: Played for the Bossier City Battlewings of the Arena football League.

COLLEGE: Four-year letterman at Louisiana-Lafayette...**2003 (Sr.):** Second-team All-Sun Belt Conference choice...**2002 (Jr.):** Played in 11 games with eight starts...**2001 (So.):** Appeared in all 11 games, making several starts...**2000 (Fr):** Began season at tight end before moving to guard...Saw action in six games with three starts.

PERSONAL: Attended Marksville (LA) HS...Helped lead team to three consecutive play-off appearances from 1996-98...Named All-State, All-District, All-Parish and All-Region during high school career...Majored in criminal justice at Louisiana-Lafayette...Son: Jayeden...Daughter: Katelyn...D'Anthony Batiste.



PANTHERS TALE

D'Anthony was a Lafayette Parish Sheriffs officer from September 2004-May 2006.



Taye **BIDDLE** wide receiver

11

6-1 • 185 • Mississippi

Birthdate:.....2/27/83
 Hometown:.....Decatur, AL
 High School:.....Decatur
 NFL:.....2nd Season
 Panthers:.....2nd Season
 How Acquired:.....FA' 06



PRO CAREER

- Saw action in his first NFL contest (12/10/06) versus New York Giants and responded with two receptions for 31 yards and one special teams solo tackle.
- Signed to active roster (11/25/06) and emerged in two games notching three catches for 37 yards.
- One of two undrafted rookie free agents to appear on the Panthers active roster in 2006, joining quarterback Brett Basanez.

TRANSACTIONS: Signed as a free agent from practice squad by Carolina (11/24/06)...Signed to practice squad by Carolina (9/3/06)...Waived by Carolina (9/2/06)...Signed as an undrafted rookie free agent by Carolina (5/5/06).

GP/GS: Career (2/0); 2006 (2/0).

2006: Signed to Carolina's active roster (11/25) for the final six games of the season... Posted three catches for 37 yards and returned two punts for 11 yards...Inactive for four contests, two due to an injured groin...**Vs. New York Giants (12/10):** Played in his first NFL contest and registered two receptions for 31 yards and one special teams tackle...**Vs. Pittsburgh (12/17):** Recorded one catch for six yards and served as primary punt returner, posting two returns for 11 yards with one fair catch.

COLLEGE: Played in 48 games with 18 starts at Mississippi...Totaled 90 catches for 1,512 yards and eight touchdowns...Averaged 17.8 yards on eight kickoff returns...**2005 (Sr.):** Started 10 of the 11 games played...Ranked second on the Rebels with 35 receptions for 487 yards and two touchdowns... Caught a pass in every contest...**2004 (Jr.):** Played in 11 games with seven starts...Posted 15 catches for 283 yards and one touchdown... Averaged a team-leading 18.9 yards per reception...**2003 (So.):** Appeared in all 13 games...Produced 26 receptions for 460 yards and four touchdowns...**2002 (Fr.):** Saw action in all 13 games with one start...Recorded 14 catches for 282 yards and one touchdown...**2001:** Redshirted as a true freshman.

PERSONAL: Attended Decatur (AL) HS...Earned Class 6A All-State and All-Region honors...Lettered in indoor and outdoor track for Mississippi...Garnered All-America honors at the 2002 NCAA Outdoor Championships as a member of the 4x100-meter relay team...Majored



PANTHERS TALE

Taye loves to buy and restore classic cars in his free time. He specializes in everything from engines to audio systems. He owns a 1978 Cutlass T-Top. "I have had a passion for old cars since I was a kid,"

Biddle said. "Someday I would love to own a black-on-black 1984 Grand National. That would be fun."

in criminal justice at Mississippi...Participated in the 2007 Carolina Panthers Annual Youth Football Camp, the Carolina Panthers' Football 101 event and the 2007 Caravan Tour...Visited Marines at Camp Lejeune Marine Base in Jacksonville, NC...Single...RaTavious Anton Biddle.

CAREER

Taye Biddle

STATISTICS

Year	Team	GP	GS	No	RECEIVING				TD	Att	RUSHING			
					Yds	Avg	Lg	Yds			Avg	Lg	TD	
2006	Carolina	2	0	3	37	12.3	22	0	0	0	0	0	0	
Totals		2	0	3	37	12.3	22	0	0	0	0	0	0	

ADDITIONAL STATISTICS

PUNT RETURNS: 2006 (2-11).

SINGLE-GAME CAREER HIGHS

RECEPTIONS	2	vs New York Giants (12/10/06)
RECEIVING YARDS	31	vs New York Giants (12/10/06)
LONG RECEPTION	22	vs New York Giants (12/10/06)

BIDDLE GAME-BY-GAME STATISTICS

2006 CAROLINA

Date	Opp	W/L	P/S	Rec	Yds	Avg	LG	TD	Rsh	Yds	Avg	LG	TD
Signed from practice squad (11-24)													
11/26	@Wash	L		INACTIVE									
12/04	@ Phil	L		INACTIVE									
12/10	NYG	L	P	2	31	15.5	22	0	0	0.0	0	0	0
12/17	PIT	L	P	1	6	6.0	6	0	0	0.0	0	0	0
12/24	@Atl	W		INACTIVE									
12/31	@NO	W		INACTIVE									
TOTALS			3/0	3	37	12.3	22	0	0	0	0.0	0	0

BIDDLE



in the community

The Carolina Panthers Courage House is home to five young men who are facing adversity and crisis in their lives and need temporary out-of-home care. The Carolina Panthers Courage House provides the young men with the counseling, guidance and structure they need to turn their lives around and return to their families.



Jeremy BRIDGES

tackle/guard

73



6-4 • 326 • Southern Mississippi
 Birthdate:.....4/19/80
 Hometown:.....McComb, MS
 High School:.....South Pike
 NFL:.....5th Season
 Panthers:.....2nd Season
 How Acquired:.....FA '06

PRO CAREER

- Started final 14 games of 2006 season at right tackle after being signed as a free agent (9/12/06) following an injury to Travelle Wharton in the season-opener versus Atlanta (9/10/06).
- Efforts helped DeShaun Foster rush for a career-high 897 yards in 2006, the third-highest total in team history.
- Key contributor to rushing attack that produced a team-record 242 yards and equalled a team mark with 13 rushing first downs versus St. Louis (11/19/06)
- Aided Panthers in rushing for a team record 52 times for 183 yards and equalling a team-record 13 rushing first downs versus Atlanta (12/24/06).
- Started nine games at right guard and two at left guard for Arizona in 2004 and 2005.
- Made first NFL start for Arizona at San Francisco (10/10/04), starting at right guard.
- Drafted by Philadelphia in the sixth round of the 2003 NFL Draft (4/27/03).

TRANSACTIONS: Signed to contract extension by Carolina (12/30/06)...Signed as a free agent by Carolina (9/12/06)...Waived by Arizona (9/2/06)...Signed as a free agent by Arizona (11/15/05)...Waived by Arizona (11/8/05)...Signed as a free agent by Arizona (10/11/05)...Waived by Arizona (9/6/05)...Claimed off waivers by Arizona (9/6/04)...Waived by Philadelphia (9/5/04)...Selected by Philadelphia in the sixth round (185th overall) of the 2003 NFL Draft (4/27/03).

GP/GS: Career (35/25); 2006 (14/14); 2005 (7/3); 2004 (14/8); 2003 (0/0).

2006: Started final 14 games at right tackle after being signed as a free agent (9/12) following an injury to Travelle Wharton...Opened holes for Carolina to rush for more than 100 yards in nine contests and for running back DeShaun Foster to rush for a career-high 897 yards, the third-highest total in team history...Provided protection on offensive line that finished 10th in the NFL in sacks per pass play...Waived by the Cardinals in the final roster cutdown (9/2)...Attended training camp with Arizona...Signed as a free agent by Carolina (9/12)...Inactive at Minnesota (9/17)...**At Baltimore (10/15):** Provided protection that allowed quarterback Jake Delhomme to throw for a career-high 365 yards...**Vs. St. Louis (11/19):** Opened blocking lanes that helped team establish a team-record 242 yards and equal



PANTHERS TALE

Jeremy, along with fellow offensive lineman Evan Mathis, filmed numerous CPI Security commercials and are featured on billboards and internet sites. Jeremy caught the acting bug at the shoot and plans to hone his craft and pursue his acting career after football. "I'm a natural actor. I've been acting since I was five years old," Bridges said. "It's something that I enjoy and it's a great way to get away from football."

a team mark with 13 rushing first downs...Rushing total included 114 yards by DeAngelo Williams...Previous team record of 229 yards rushing and 13 rushing first downs were both accomplished at Atlanta (1/1/06)...**At Atlanta (12/24):** Efforts helped offense rush a team record 52 times for 183 yards...183 yards rushing was the second-highest output of the season behind a team-record 242-yard effort versus St. Louis (11/19/06)...52 attempts surpassed mark of 45, previously accomplished on two occasions, most recently at Dallas (12/8/97)...Offense equalled a team record by gaining 13 rushing first downs, previously accomplished on two occasions, most recently versus St. Louis (11/19/06)...Helped offense maintain possession for 41:17, the second-highest mark in team history behind the team record of 41:51 at New Orleans (12/5/04).

2005: Played in seven games with three starts and was inactive for three contests with Arizona...Started at right guard at St. Louis (11/20) and at left guard versus Philadelphia (12/24) and at Indianapolis (1/1)...Waived by Arizona before the start of the regular season (9/6)...Re-signed by Arizona (10/11)...Appeared on special teams in three games prior to being waived (11/8)...Re-signed by Arizona (11/15)...**At St Louis (11/20):** Started at right guard but suffered an ankle injury, which caused him to be inactive for the next three contests.

2004: Played in 14 games with eight starts at right guard for the Cardinals...Did not play at Detroit (12/5) and versus San Francisco (12/12)...Claimed off waivers by Arizona (9/6) after being waived by Philadelphia (9/5)...**Vs. New Orleans (10/3):** Saw first NFL action on the offensive line...Inserted at right guard in the second quarter and finished the game...**At San Francisco (10/10):** Made first career start at right guard, where he started the next six contests...**At Seattle (12/26):** Played right guard after left tackle Leonard Davis left the game with a knee injury and the offensive line was shuffled...**Vs. Tampa Bay (1/2):** Started at right guard.

2003: Drafted in the sixth round (185th overall) by Philadelphia...Inactive for all 16 regular season games...**POSTSEASON:** Inactive for both playoff contests.

COLLEGE: Four-year letterman at Southern Mississippi...Started 45 consecutive games after redshirting as a true freshman... Played both right and left tackle depending on the formation...**2002 (Sr.):** Started every game for the Eagles for the third consecutive season...Opened lanes for running back Derrick Nix to gain 1,194 rushing yards, the fourth-highest total in school history...Senior Bowl selection...**2001 (Jr.):** Started all 11 games...Second-team All-CUSA selection...Member of an offensive line that provided protection for quarterback Jeff Kelly to throw for 2,613 yards, the third-highest mark in school history...**2000 (So.):** Started all 12 games including GMAC Bowl...One of three offensive players to start every game for an injury-depleted Eagles team...**1999 (Fr.):** Started 10 games for a Southern Miss team that won the Conference USA championship...Earned CUSA All-Freshman honors...Efforts helped quarterback Jeff Kelly throw for 21 touchdowns, the third-highest total in school history...**1998:** Redshirted as a true freshman.

PERSONAL: Attended South Pike HS in McComb, MS...Garnered Pike County Player of the Year recognition and was a Clarion-Ledger All-State selection...Played in the Alabama/Mississippi All-Star Classic...Rated among the top 25 recruits in Mississippi by the Clarion-Ledger...Graduated from Southern Mississippi with a degree in sports administration...Participated in the 2007 Caravan Tour and the first annual "Pull for Charlotte," an airplane pull that provides scholarships for high school students to further their education at Central Piedmont Community College...Single...Daughter: Daija...Jeremy Eugene Bridges.



Rashad BUTLER

tackle

79



6-4 • 293 • Miami

Birthdate:2/10/83
 Hometown:West Palm Beach, FL
 High School:Dwyer
 NFL:2nd Season
 Panthers:2nd Season
 How Acquired:D4 '06

PRO CAREER

- Was active for one contest and inactive in 11 games before being placed on injured reserve (11/8/06) with a staph infection.

TRANSACTIONS: Selected in the third round (89th overall) of the 2006 college draft on April 29, 2006.

GP/GS: Career (0/0); 2006 (0/0).

2006: Dressed but did not play in one contest and was inactive for 11 games before being placed on injured reserve (11/8) with a staph infection.


COLLEGE: Started all 12 games for the first time in his career at right tackle, including the Peach Bowl...One of six offensive players to start every game...Member of offensive line unit that helped offense average 353.1 yards per game...Helped open running lanes for running back Tyrone Moss to rush for a career-high 12 touchdowns...Saw action on special teams...**2004 (Jr.):** Started final eight games of the season at left tackle, including the Peach Bowl victory over Florida...Missed first three games of the season with an ankle injury suffered in practice...Replaced Eric Winston at left tackle in the fourth game of the year at Georgia Tech after Winston suffered a knee injury...Contributed to offensive unit that averaged 365.3 yards per game...Played on special teams...**2003 (So.):** Saw action in 10 games at right tackle with four starts...Made his first career start against Florida and helped pave the way for the Miami offense to produce 454 total yards...Member of offensive unit that compiled a season-high 352 passing yards versus West Virginia...Efforts helped open running lanes for offense to rush for 352 yards and five touchdowns against Temple...Contributed on special teams...**2002 (Fr.):** Played in eight games as a reserve tackle...Saw action on special teams.

PERSONAL: Rated as the No.22 overall player in Florida by the Gainesville Sun and a SuperPrep All-America as a senior at Dwyer HS in Palm Beach Gardens, FL...Helped lead his team to the Florida Class 5A state finals during senior season...Graduated with a degree in sociology...Participated in the Lowes Day at the Movies League Program, 2007 Caravan Tour and the NFL/United Way "Hometown Huddle '06"...Single...Lives in Palm Beach Gardens, FL...Rashad Jamaal Butler.



PANTHERS TALE


Rashad enjoys listening to music in his free time and is a big Rhythm & Blues fan. "I listen to R&B music a lot to relax," says Rashad. "Some of my favorite artists are Jagged Edge and Usher." Although R&B is Rashad's choice when he's away from football, rap music takes over when he's at work. "I use rap music as part of my routine to get pumped up before games."



Dion **BYRUM**

cornerback

23



5-10 • 192 • Ohio	
Birthdate:	2/18/83
Hometown:	Monroe, NC
High School:	Monroe
NFL:	2nd Season
Panthers:	2nd Season
How Acquired:	FA '06

PRO CAREER

- Appeared in first NFL contest versus St. Louis (11/19/06), and registered one solo tackle and one forced fumble.
- Signed to Carolina's 53-man roster (11/16/06) after spending nine of the season's first 10 weeks on Tampa Bay's practice squad...Originally signed as an undrafted rookie free agent by Chicago (5/5/06).

TRANSACTIONS: Placed on injured reserve by Carolina with an injured right hamstring (12/27/06)...Signed as a free agent by Carolina from Tampa Bay practice squad (11/16/06)...Signed to practice squad by Tampa Bay (10/25/06)...Terminated from practice squad by Tampa Bay (10/17/06)...Signed to practice squad by Tampa Bay (9/6/06)...Waived by Chicago (9/1/06)...Signed as an undrafted rookie free agent by Chicago (5/5/06).

GP/GS: Career (3/0); 2006 (3/0).

2006: Played in three games after being signed off Tampa Bay's practice squad...Tallied eight tackles, one forced fumble and one pass defended...Placed on injured reserve (12/27) with an injured right hamstring...**Vs. St. Louis (11/19):** Played in his first NFL contest and posted one tackle and one forced fumble...Forced fumble of Rams wide receiver Torry Holt which was recovered by Richard Marshall...**Vs. New York Giants (12/10):** Saw action at cornerback due to injuries to Chris Gamble and Ken Lucas...Registered seven tackles and one pass defended.

COLLEGE: Played in 45 games with 32 starts for Ohio...Compiled 147 tackles, 10 interceptions, 39 passes defended, two forced fumbles and three fumble recoveries...Averaged 8.3 yards on 57 punt returns for 471 yards and 20.6 yards on 58 kickoff returns for 1,195 yards...**2005 (Sr.):** Second-team All-America...First-team All-Mid American Conference choice...Semifinalist for the Jim Thorpe Award, given to the nation's best defensive back...Started all 11 games...Posted 45 tackles, 12 passes defended, one forced fumble and one fumble recovery...Finished first in the conference and tied for second in the country with six interceptions, including two returned for touchdowns...Added a fumble return for a score and led the NCAA with three defensive touchdowns...Contributed 22 punt returns for 166 yards and seven kickoff returns for 105 yards...**2004 (Jr.):** Started all 11 games...Registered 50 tackles, seven passes defended and one forced fumble...Ranked first on the Bobcats with 175 punt return yards on 24 returns and 330 kickoff return yards on 14 returns...**2003 (So.):** Played in 11 games with eight starts...Produced 40 tackles, two interceptions, 15 passes defended and



PANTHERS TALE

After his football career is finished, Dion would like to teach and coach football. This past offseason he participated in the coaching internship at Providence High School.

one fumble recovery...Added 11 punt returns for 130 yards and 11 kickoff returns for 219 yards...**2002 (Fr.):** Played in 12 games with two starts...Recorded 12 tackles, two interceptions, five passes defensed and one fumble recovery...Gained 541 yards on 26 kickoff returns...**2001:** Redshirted as a true freshman.

PERSONAL: Attended Monroe (NC) HS, where he played running back and defensive back...Earned All-Conference and All-County honors twice...Rushed for 1,972 yards and 25 touchdowns on 244 carries...Also lettered in basketball and track...Majored in sports industry at Ohio...Participated in the 2007 Caravan Tour...Single...Dion Byrum.

CAREER

Dion Byrum

STATISTICS

Year	Team	GP/GS	Tot	T	A	Sack	Yds	INT	Yds	Lg	TD	PD	FF	FR	Yds
2006	Carolina	3/0	8	7	1	0.0	0	0	0	-	0	1	1	0	0
Totals		3/0	8	7	1	0.0	0	0	0	-	0	1	1	0	0



in the community

Each spring, the Panthers partner with Bank of America to bring players, TopCats and team mascot, Sir Purr, to visit fans throughout the Carolinas on a multi-city tour. Each tour stop includes a middle school visit, children's hospital visit and a community event built around the team's interactive traveling theme park, the Panthers Experience.



David **CARR** quarterback



6-3 • 216 • Fresno State

Birthdate:.....7/21/79
Hometown:.....Bakersfield, CA
High School:.....Stockdale
NFL:.....6th Season
Panthers:.....1st Season
How Acquired:.....FA '07



PRO CAREER

- Has produced four career 300-yard passing performances.
- Has directed 10-career game-winning drives in which the decisive points were scored in the fourth quarter or overtime.
- Led the NFL with a career best 68.3 completion percentage on 302-of-442 passing in 2006.
- Tied the NFL single-game record with 22 consecutive completions versus Buffalo (11/19/06).
- Established a career high with a 140.2 quarterback rating and matched career best with three touchdowns on 22-of-26 passing for 219 yards at Indianapolis (9/17/06) to post a single-game best 84.6 completion percentage.
- Recorded single-game highs of 39 completions and 54 attempts at the New York Jets (11/26/06).
- Amassed a career-best 372 passing yards on 27-of-42 passing with three touchdowns versus Minnesota (10/10/04).
- Set an NFL record in 2003 for consecutive starts by a quarterback on an expansion team with 23 before having streak end because of an ankle injury.
- Earned all-rookie honors from Pro Football Weekly after passing for 2,592 yards in 2002, the second-most for a rookie quarterback on an expansion team in NFL history.
- Sacked an NFL-record 76 times in 2002.
- Completed a career-long 81-yard pass to wide receiver Corey Bradford versus Buffalo (10/13/02).
- First-ever draft pick in franchise history by the Houston Texans in 2002 when he became the 12th quarterback selected number-one overall since the 1970 NFL-AFL merger.

TRANSACTIONS: Signed as a free agent by Carolina (4/10/07)...Released by Houston (3/23/07)...Selected by Houston in the first round (1st overall) of the NFL Draft (4/20/02).

GP/GS: Career (83/39) [7/2]; 2006 (16/16); 2005 (16/16); 2004 (16/2) [3/2]; 2003 (15/0) [2/0]; 2002 (16/5) [2/0]; 2001 (4/0).



PANTHERS TALE

David and his father love collecting classic cars. Each year they attend the Pismo Beach Classic, one of the largest classic car and street rod shows on the West Coast. This show, traditionally on Father's Day Weekend, pulls in 1000 classic cars and street rods and over 100,000 spectators over three days.

2006: Started all 16 games for the third consecutive season with Houston...Completed a career-high 302-of-442 passes for 2,767 yards and 11 touchdowns with 12 interceptions to generate a quarterback rating of 82.1...Led the NFL with a career-best 68.3 completion percentage...Ranked fourth in the League in fourth-quarter passing with a 104.2 quarterback rating on 73-of-102 passing for 679 yards and seven touchdowns with two interceptions...Carried 53 times for 195 yards and two touchdowns...**At Indianapolis (9/17):** Completed 22-of-26 passes for 219 yards and three touchdowns to compile a career-best 140.2 passer rating...Equaled single-game high of three touchdowns, previously accomplished twice, most recently versus St. Louis (11/27/05)...Set a career best with an 84.6 completion percentage...**Vs. Miami (10/1):** Produced eighth-career game-winning drive...Drove offense 70 yards in 10 plays, completing all four pass attempts for 46 yards and scoring the winning touchdown on a one-yard run on the first play of the fourth quarter...**At Jacksonville (11/12):** Injured early in the fourth quarter with shoulder contusion and did not return...**Vs. Buffalo (11/19):** Tied NFL single-game record with 22 consecutive completions, previously achieved by Washington quarterback Mark Brunell versus Houston (9/24/06)...Finished contest by completing 25-of-30 passes for 223 yards with one interception...Philadelphia quarterback Donovan McNabb holds the NFL record for most consecutive passes completed over a two-game span with 24, completing 10 straight at the New York Giants (11/28/04) and 14 straight versus Green Bay (12/5/04)...**At New York Jets (11/26):** Threw for a season-high 321 yards and one touchdown with one interception on 39-of-54 passing...Marked fourth career 300-yard passing effort...321 passing yards surpassed only by 372 yards versus Minnesota (10/10/04) and 371 yards at Tennessee (10/12/03)...Established single-game highs of 39 completions and 53 attempts...Bettered previous bests of 27 completions versus Minnesota (10/10/04) and 42 attempts, previously accomplished twice, most recently at Minnesota (10/10/04)...**At Oakland (12/3):** Posted ninth-career game-winning drive...After a 58-yard punt return, Houston scored the game-winning points four plays later on a 42-yard Kris Brown field goal...**At New England (12/17):** Tossed a career-high four interceptions...Eclipsed previous high of three picks, accomplished three times, most recently at Buffalo (9/11/05)...**Vs. Indianapolis (12/24):** Completed 16-of-23 passes for 163 yards and one touchdown...Engineered 10th-career game-winning drive by directing Houston 31 yards in five plays, capped by a 48-yard Kris Brown field goal on the game's final play...Completed one pass for 17 yards and rushed once for two yards to gain a first down on the game-winning possession.

2005: Started all 16 games for the third time in four seasons with Houston...Completed 256-of-423 passes for 2,488 yards and 14 touchdowns with 11 interceptions to accumulate a quarterback rating of 77.2...Led all AFC quarterbacks in rushing with a career-high 308 yards and one touchdown on 56 attempts...Sacked 68 times, which ranks as the third-highest single-season total in NFL history behind the 76 sacks of Carr in 2002 and 72 sacks of Philadelphia quarterback Randall Cunningham in 1986...**Vs. Cleveland (10/30):** Recorded seventh-career game-winning drive...Following a 63-yard kickoff return, Houston scored the game-winning points six plays later on a 40-yard Kris Brown field goal...**Vs. Kansas City (11/20/05):** Did not throw a touchdown pass...Ended career high of eight consecutive games with a touchdown pass...**Vs. St. Louis (11/27/05):** Completed a season-high 25 passes on 34 attempts for 293 yards and three touchdowns with one interception to achieve a season-high 116.4 quarterback rating...Three touchdown passes matched career best, previously accomplished versus Minnesota (10/10/04)...**Vs. Jacksonville (12/24):** Tallied a season-high 295 yards on 19-of-29 passing with two touchdowns and one interception...**At San Francisco (1/1/06):** Suffered an elbow injury in the second quarter and did not return.

2004: Started all 16 games for Houston...Completed 285-of-466 passes for 3,531 yards and 16 touchdowns with 14 interceptions to attain a quarterback rating of 83.5...Established career highs for attempts, yards and touchdowns...Ranked first among AFC quarterbacks in rushing with 299 yards on 73 carries...**At Detroit (9/19):** Connected on 23-of-34 passes for 313 yards and two touchdowns with one interception...Marked second-career 300-yard passing effort...**At Kansas City (9/26):** Threw for 233 yards and one touchdown with one interception

on 13-of-25 passing...Led the Texans to a come-from-behind win, overcoming a 21-14 fourth quarter deficit...Represented sixth-career game-winning drive...Completed six-of-seven passes for 112 yards and one touchdown, including a 9-yard scoring strike to wide receiver Jabar Gaffney that tied the score at 21, in the fourth quarter...Completed two-of-three passes for 45 yards during decisive 42-yard game-winning drive, capped by a 49-yard Kris Brown field goal with two seconds remaining...**Vs. Minnesota (10/10):** Amassed career highs of 372 passing yards and three touchdowns on 27-of-42 passing...Signified third career 300-yard passing effort...**At Indianapolis (11/14):** Intercepted in the second quarter by Colts linebacker Jim Nelson...Stopped career-best streak of 99 passes without an interception...**Vs. Tennessee (11/28):** Rallied the Texans to the biggest comeback win in team history, overcoming an 18-point second-quarter deficit for a 31-21 victory...Completed 21-of-30 passes for 201 yards and two touchdowns with one interception.

2003: Played in 12 games with 11 starts for Houston...Did not play in one contest and was inactive for three others...Completed 167-of-295 passes for 2,013 yards and nine touchdowns with 13 interceptions to register a quarterback rating of 69.5...Notched 151 yards rushing and two touchdowns on 27 attempts...Suffered a sprained right ankle in the second quarter at Indianapolis (10/26) that forced him to leave the game and be inactive versus Carolina (11/2)...Left contest at Buffalo (11/16) in the first quarter with a right shoulder injury after being sacked by Bills linebacker Jeff Posey...Injury caused him to be inactive versus New England (11/23), not start versus Atlanta (11/30), be inactive at Jacksonville (12/7) and not play at Tampa Bay (12/14)...**At Miami (9/7):** Started 17th consecutive game, breaking the NFL record for consecutive starts by a quarterback on an expansion team...Bettered the previous mark of 16 by Jim Zorn with Seattle from 1976-77...Hooked up with wide receiver Corey Bradford on a career-long 78-yard scoring strike...Conducted fourth-career game-winning drive, culminated by a 35-yard Kris Brown field goal with 30 seconds remaining after a Houston interception in Miami territory...**Vs. Jacksonville (9/28):** Completed 23-of-36 passes for 234 yards and one touchdown with one interception...Orchestrated fifth-career game-winning drive by moving Houston 41-yards in 10 plays for winning score...Completed two-of-four passes for 21 yards during decisive series, scoring the winning touchdown on a one-yard run on the game's final play...**At Tennessee (10/12):** Completed 25-of-42 passes for 371 yards and two touchdowns with three interceptions...Marked first-career 300-yard passing performance...**Vs. Carolina (11/2):** Inactive with a sprained right ankle...Ended NFL record of 23 consecutive starts by a quarterback on an expansion team...**Vs. Atlanta (11/30):** Did not start because of right shoulder injury suffered at Buffalo (11/16)...Replaced an injured Tony Banks, who sustained a fractured hand, in the second half...Rallied Houston to 17-13 win...Completed two-of-five passes for 25 yards with one interception and rushed for 30 yards on four attempts.

2002: Selected in the first round (1st overall) of the NFL Draft by Houston...First-ever draft pick in franchise history...Became the 12th quarterback chosen number-one overall since the 1970 NFL-AFL merger...Started all 16 games, participating in every offensive snap as a rookie...Completed 233-of-444 passes for 2,592 yards and nine touchdowns with 15 interceptions to post a quarterback rating of 62.8...2,592 passing yards stand as the second-most for a rookie quarterback on an expansion team in NFL history behind the 2,717 by Kerry Collins of Carolina in 1995...Rushed for 282 yards and three touchdowns on 59 carries...Sacked an NFL-record 76 times, surpassing the previous mark of 72 sacks of Philadelphia quarterback Randall Cunningham in 1986...**HONORS:** Pro Football Weekly All-Rookie...**Vs. Dallas (9/8):** Made NFL debut and guided Texans to a 19-10 victory in their first-ever contest...Completed 10-of-22 passes for 145 yards and two touchdowns with one interception...Connected with tight end Billy Miller on a 19-yard scoring strike for first-career touchdown pass on Houston's third play from scrimmage...Engineered first-career game-winning drive by breaking a 10-10 tie in the fourth quarter with a 65-yard touchdown pass to wide receiver Corey Bradford...**Vs. Buffalo (10/13):** Hooked up Bradford on a career-long 81-yard completion...Scored first career touchdown on a 17-yard run, which was also the first rushing touchdown in franchise history...**At Cleveland (10/20):** Completed a season-high 22-of-36 passes for a season-best

267 yards and one touchdown...**At Jacksonville (10/27):** Compiled a season-high quarterback rating of 114.1 on 11-of-18 passing for 184 yards and one touchdown with no interceptions...Guided second-career game-winning drive...Following a 43-yard punt return, Houston scored the game-winning points four plays later on a 45-yard Kris Brown field goal...**Vs. Jacksonville (11/17):** Equaled season-high of 22 completions for 228 yards and one touchdown with one interception on 30 attempts...Responsible for all of the Texans scores...Threw a 52-yard touchdown pass to Bradford and rushed for a career-high two touchdowns on a two-yard run and 14-yard scamper...**Vs. New York Giants (11/24):** Threw for 103 yards on 10-of-23 passing...Directed third-career game-winning drive...Completed three-of-four passes for 22 yards during decisive 41-yard drive, capped by a 50-yard field goal by Kris Brown.

COLLEGE: Played in 37 games, starting the final 26 contests of his career, at Fresno State...Completed 587-of-934 passes for 7,849 yards and 70 touchdowns with 23 interceptions...**2001 (Sr.):** First-team All-Western Athletic Conference choice...Western Athletic Conference Offensive Player of the Year...Earned the Johnny Unitas Golden Arm (top senior quarterback), Sammy Baugh Passer of the Year (nation's top quarterback), Pop Warner (most outstanding player in the Western United States) and Football News Offensive Player of the Year awards...Started all 14 games...Led the nation in passing yards with 4,308 and touchdown passes with 42 on 309-of-477 passing with seven interceptions...Became the sixth player in NCAA history to amass 4,000 passing yards and 40 touchdown passes in the same season...Passed for more than 300 yards 11 times...Recorded a career-high six touchdown passes against Utah State...Threw for a career-best 531 yards in the Silicon Valley Football Classic against Michigan State...**2000 (Jr.):** Second-team All-Western Athletic Conference selection...Started all 12 games...Completed 194-of-318 passes for 2,338 yards and 18 touchdowns with 11 interceptions...1999: Redshirted...Served as scout team quarterback...**1998 (So.):** Appeared as a reserve in seven games...Completed 22-of-41 passes for 228 yards and one touchdown with one interception...**1997 (Fr.):** Appeared in four games as a backup...Completed five-of-11 passes for 53 yards with one interception.

PERSONAL: Attended Stockdale HS in Bakersfield, CA...Earned all-league and honorable mention all-area honors as a senior...Completed 276-of-511 passes for 3,496 yards and 27 touchdowns in two seasons as starter, setting 16 school records...Majored in kinesiology at Fresno State...Wife: Melody...Sons: Austin, Tyler and Cooper...David Carr.

CAREER

David Carr

STATISTICS

Year	Team	GP	GS	Att	Cmp	PASSING			TD	Int	Lg	Sk	YdsLst	Rtg
						Pct	Yds	Yds/Att						
2002	Houston	16	16	444	233	52.5	2,592	5.8	9	15	81	76	411	62.8
2003	Houston	12	11	295	167	56.6	2,013	6.8	9	13	78t	15	90	69.5
2004	Houston	16	16	466	285	61.2	3,531	7.6	16	14	69	49	301	83.5
2005	Houston	16	16	423	256	60.5	2,488	5.9	14	11	53t	68	424	77.2
2006	Houston	16	16	442	302	68.3	2,767	6.3	11	12	53	41	240	82.1
NFL Totals		76	75	2,070	1,243	59.9	13,391	6.5	59	65	81	249	1,466	75.5

Year	Team	RUSHING			TD	
		Att	Yds	Avg		
2002	Houston	59	282	4.8	20	3
2003	Houston	27	151	5.6	36	2
2004	Houston	73	299	4.1	24	0
2005	Houston	56	308	5.5	20	1
2006	Houston	53	195	3.7	16	2
NFL Totals		268	1,235	4.6	36	8

SINGLE-GAME CAREER HIGHS

PASS ATTEMPTS	54	at New York Jets (11/26/06)
PASS COMPLETIONS	39	at New York Jets (11/26/06)
PASSING YARDS	372	vs Minnesota (10/10/04)
LONG PASS	81	vs Buffalo (10/13/02)
TOUCHDOWN PASSES	3	three times, most recently at Indianapolis (9/17/06)
COMPLETION PCT	88.9	at Indianapolis (10/26/03) [9-8]
INTERCEPTIONS	4	at New England (12/17/06)

CARR GAME-BY-GAME STATISTICS

2006 HOUSTON

Date	Opp	W/L	P/S	Att	Cmp	Yds	Pct	TD	INT	LG	SK/YD	Rtg	Score
09/10	PHILADELPHIA	L	S	27	18	208	66.7	1	0	44	5/37	102.1	10-24
09/17	@Indianapolis	L	S	26	22	219	84.6	3	0	33t	4/28	140.2	24-43
09/24	WASHINGTON	L	S	29	19	208	65.5	2	1	53	1/8	95.2	15-31
10/01	MIAMI	W	S	29	22	230	75.8	1	1	30	5/19	95.5	17-15
10/15	@Dallas	L	S	27	15	128	55.5	0	2	16	0/0	37.3	6-34
10/22	JACKSONVILLE	W	S	34	25	115	73.5	2	0	35t	1/6	110.4	27-7
10/29	@Tennessee	L	S	21	15	113	71.4	0	1	17	4/20	64.2	22-28
11/05	@NY Giants	L	S	30	21	176	70.0	0	0	22	1/6	84.9	10-14
11/12	@Jacksonville	W	S	32	16	167	50.0	0	0	22	1/4	65.5	13-10
11/19	BUFFALO	L	S	30	25	223	83.3	0	1	25	3/17	83.8	21-24
11/26	@NY Jets	L	S	54	39	323	72.2	1	1	22	4/14	85.5	11-26
12/03	@Oakland	W	S	14	7	32	50.0	0	0	9	5/37	56.2	23-14
12/10	TENNESSEE	L	S	23	17	140	60.8	0	0	21	2/7	89.0	20-26OT
12/17	@New England	L	S	28	16	127	57.1	0	4	27	4/34	29.0	7-40
12/24	INDIANAPOLIS	W	S	23	16	163	69.5	1	0	25	0/0	104.1	27-24
12/31	CLEVELAND	W	S	15	9	86	60.0	0	1	19	1/3	48.2	14-6
TOTALS		16/16		433	302	2658	69.7	11	12	5341/240			

2005 HOUSTON

Date	Opp	W/L	P/S	Att	Cmp	Yds	Pct	TD	INT	LG	SK/YD	Rtg	Score
09/11	@Buffalo	L	S	21	9	70	42.9	0	3	19	5/45	12.1	7-22
09/18	PITTSBURGH	L	S	26	16	167	61.5	1	0	28	8/59	92.9	7-27
10/02	@Cincinnati	L	S	26	17	174	65.4	1	0	20	7/46	97.3	10-16
10/09	TENNESSEE	L	S	27	18	131	66.7	1	1	16	7/35	74.8	20-34
10/16	@Seattle	L	S	33	19	179	57.6	1	0	27t	3/19	82.8	10-42
10/23	INDIANAPOLIS	L	S	9	6	48	66.7	1	1	16	5/42	77.3	20-38
10/30	CLEVELAND	W	S	20	10	138	50.0	1	1	34t	2/18	68.3	19-16
11/06	@Jacksonville	L	S	30	22	219	73.3	1	0	31t	6/28	104.7	14-21
11/13	@Indianapolis	L	S	25	16	138	64.0	1	0	16	3/12	91.8	17-31
11/20	KANSAS CITY	L	S	36	19	182	52.8	0	1	33	1/1	55.6	17-45
11/27	ST. LOUIS	L	S	34	25	293	73.5	3	1	33	3/5	116.4	27-30OT
12/04	@Baltimore	L	S	37	17	165	45.9	0	1	24	5/32	47.7	15-16
12/11	@Tennessee	L	S	26	17	116	65.4	1	0	16	6/34	88.0	10-13
12/18	ARIZONA	W	S	33	22	150	66.7	0	1	19	3/16	64.0	30-19
12/24	JACKSONVILLE	L	S	29	19	295	65.5	2	1	53t	4/32	107.7	20-38
01/01	@San Francisco	L	S	11	4	23	36.4	0	0	12	0/0	44.9	17-20OT
TOTALS		16/16		423	256	2488	60.2	14	11	53t68/424			

2004 HOUSTON

Date	Opp	W/L	P/S	Att	Cmp	Yds	Pct	TD	INT	LG	SK/YD	Rtg	Score
09/12	SAN DIEGO	L	S	25	19	229	76.0	0	2	38	2/3	70.3	20-27
09/19	@Detroit	L	S	34	23	313	67.6	2	1	54t	5/39	104.2	16-28
09/26	@Kansas City	W	S	25	13	233	52.0	1	1	46	3/13	80.9	24-21
10/03	OAKLAND	W	S	23	14	228	60.9	1	0	33	0/0	108.6	30-17
10/10	MINNESOTA	L	S	42	27	372	64.3	3	0	36	4/14	116.4	28-34
10/17	@Tennessee	W	S	26	16	266	61.5	1	1	47	2/19	92.8	20-10
10/31	JACKSONVILLE	W	S	34	26	276	76.5	1	0	27	0/0	109.4	20-6
11/07	@Denver	L	S	41	22	245	53.7	0	0	44	4/17	71.7	13-31
11/14	@Indianapolis	L	S	41	22	215	53.7	0	3	25	5/45	38.2	14-49
11/21	GREEN BAY	L	S	26	13	164	50.0	1	0	49	2/20	82.9	13-16
11/28	TENNESSEE	W	S	30	21	201	70.0	2	1	20	3/22	96.7	31-21
12/05	@NYJets	L	S	25	12	157	48.0	0	2	37	2/10	34.9	7-29
12/12	INDIANAPOLIS	L	S	21	16	167	76.2	1	1	19	5/42	94.7	14-23
12/19	@Chicago	W	S	29	13	220	44.8	1	0	69	2/12	82.5	24-5
12/26	@Jacksonville	W	S	19	13	131	68.4	1	2	19	4/17	65.8	21-0
01/02	CLEVELAND	L	S	25	15	114	60.0	1	0	15	6/28	84.4	22-14
TOTALS		16/16		466	285	3531	61.2	16	14	6949/301			

2003 HOUSTON

Date	Opp	W/L	P/S	Att	Cmp	Yds	Pct	TD	INT	LG	SK/YD	Rtg	Score
09/07	@Miami	W	S	31	17	266	54.8	1	0	78t	0/0	94.3	21-20
09/14	@New Orleans	L	S	36	17	213	47.2	0	2	31	5/30	42.9	10-31
09/21	KANSAS CITY	L	S	27	17	167	63.0	1	2	43t	1/9	61.8	14-42
09/28	JACKSONVILLE	W	S	36	23	234	63.9	1	1	24t	1/5	80.1	24-20
10/12	@Tennessee	L	S	42	25	371	59.5	2	3	65t	1/4	74.6	17-38
10/19	NY JETS	L	S	23	15	170	65.2	0	0	37	2/14	87.2	14-19
10/26	@Indianapolis	L	S	9	8	62	88.9	1	0	25	1/1	132.4	21-30
11/02	CAROLINA	W		INACTIVE/RIGHT ANKLE									
11/09	@Cincinnati	L	S	25	11	146	44.0	2	1	73t	2/17	73.1	27-34
11/16	@Buffalo	W	S	4	2	12	50.0	0	0	8	1/3	56.3	12-10
11/23	NEW ENGLAND	L		INACTIVE/RIGHT SHOULDER									
11/30	ATLANTA	W	P	5	2	25	40.0	0	1	15	0/0	16.7	17-13
12/07	@ Jacksonville	L		INACTIVE/RIGHT SHOULDER									
12/14	@ Tampa Bay	L		DID NOT PLAY									
12/21	TENNESSEE	L	S	34	17	242	50.0	1	2	42	1/7	58.7	24-27
12/28	INDIANAPOLIS	L	S	23	13	105	56.5	0	1	18	0/0	50.1	17-20
TOTALS			12/11	295	167	2013	56.6	9	13	78t	15/90		

2002 HOUSTON

Date	Opp	W/L	P/S	Att	Cmp	Yds	Pct	TD	INT	LG	SK/YD	Rtg	Score
09/8	DALLAS	W	S	22	10	145	45.5	2	1	65t	6/22	78.8	19-10
09/15	@San Diego	L	S	25	6	87	24.0	0	2	25	9/58	8.3	3-24
09/22	INDIANAPOLIS	L	S	22	12	99	54.5	0	1	14	4/21	47.3	3-23
09/29	@Philadelphia	L	S	29	16	188	55.2	2	2	29t	7/37	69.3	17-35
10/13	BUFFALO	L	S	23	12	218	52.2	1	0	81	5/26	99.5	24-31
10/20	@Cleveland	L	S	36	22	267	61.1	1	0	37t	8/41	93.2	17-34
10/27	@Jacksonville	W	S	18	11	184	61.1	1	0	40	4/23	114.1	21-19
11/03	CINCINNATI	L	S	32	18	199	56.3	0	2	26	2/13	48.8	3-38
11/10	@Tennessee	L	S	34	19	182	55.9	1	2	28	4/17	56.3	10-17
11/17	JACKSONVILLE	L	S	30	22	228	73.3	1	1	52t	4/34	92.1	21-24
11/24	NY GIANTS	W	S	23	10	103	43.5	0	0	42	5/14	57.0	16-14
12/01	@Indianapolis	L	S	35	20	137	57.1	0	0	17	6/37	66.0	3-19
12/08	@Pittsburgh	W	S	10	3	33	30.0	0	0	15	4/23	40.8	24-6
12/15	BALTIMORE	L	S	34	19	196	55.9	0	2	24	2/14	48.2	19-23
12/22	@Washington	L	S	31	12	112	38.7	0	1	16	3/13	36.0	10-26
12/29	TENNESSEE	L	S	40	21	214	52.5	0	1	25	3/18	57.7	3-13
TOTALS			16/16	444	233	2592	52.5	9	15	817t	6/41		



in the community

During each spring, Sir Purr and a member of the TopCats visits a school in Charlotte-Mecklenburg to help the students get ready for the End of Grade testing by providing test-taking tips and promoting the importance of proper nutrition and sleeping habits.



Jordan **CARSTENS** defensive tackle

67

6-5 • 300 • Iowa State

Birthdate:	1/22/81
Hometown:	Bagley, IA
High School:	Panorama
NFL:	4th Season
Panthers:	4th Season
How Acquired:	FA '04



PRO CAREER

- Started a career-high 15 games at defensive tackle in 2005 after Kris Jenkins was placed on injured reserve (9/14/05) with an injured knee.
- Recorded first career sack in 2005, taking down Detroit quarterback Joey Harrington for an eight-yard loss (10/16/05).
- One of five undrafted rookies to appear in a game for Carolina in 2004 and the only one to start a contest.
- Started at defensive tackle versus Oakland (11/7/04) to become first undrafted rookie to start for Carolina since 2001 when running back Nick Goings started at Atlanta (9/23/01).
- Posted first NFL fumble recovery versus Arizona (11/21/04) on turnover by quarterback Shaun King.

TRANSACTIONS: Signed as a free agent from practice squad by Carolina (10/13/04)...Signed to practice squad by Carolina (9/7/04)...Waived by Carolina (9/4/04)...Signed as an undrafted rookie free agent by Carolina (4/30/04).

GP/GS: Career (29/16) [3/3]; 2006 (1/0); 2005 (16/15) [3/3]; 2004 (12/1).

2006: Appeared in one contest and was inactive for eight games before being placed on injured reserve with a blood clot...Posted two tackles...**At Minnesota (9/17):** Registered two solo tackles.

2005: Started a career-high 15 contests after defensive tackle Kris Jenkins was placed on injured reserve (9/14) with a knee injury suffered in the season opener versus New Orleans (9/11)...Registered 44 tackles, four sacks, 11 quarterback hurries and one pass defended...Key member of defense that yielded 297.4 yards per game and finished third in the NFL, the second-highest ranking in team history behind 2002, when Carolina finished second...Contributed to a defensive unit that led NFC with a team-record 42 take-aways and a plus-16 turnover differential...Unit ranked fourth in the League allowing 91.6 rushing yards per game and fifth yielding 16.2 points per game...16.2 points per game ranked as second-fewest in club history...91.6 rushing yards allowed per game were fewest in team history...Part of defensive group that notched 45 sacks and ranked seventh in the NFL in sacks per pass play...40 sacks recorded by defense after Week Six of the regular season led the NFL...Defensive line was responsible for 30 of the sacks during that period and a total of 32 of the team's 45 total sacks...45 sacks by defense is third-highest in team history...**POSTSEASON:** Started all three contests...Led the defense with two sacks...Responsible for seven tackles and two quar-



PANTHERS TALE

Jordan, his brother and his father own a pig farm in Bagley, Iowa. Pigs are raised on one in eight American farms. Pig farming is particularly important to Iowa, the nation's top pork producer.

terback hurries...**Vs. New England (9/18):** Made his first start of the season for an injured Kris Jenkins (knee)...Part of a defensive effort that limited the Patriots to a 28.6 percent third-down conversion rate...**At Detroit (10/16):** Notched his first career sack...Dropped Lions quarterback Joey Harrington...**Vs. Minnesota (10/30):** Sacked Vikings quarterback Brad Johnson... **At Buffalo (11/27):** Sacked Bills quarterback J.P. Losman...**NFC Wild Card at New York (1/8):** Recorded sack of Giants quarterback Eli Manning...Contributed quarterback hurry of Manning on play that resulted in interception by Ken Lucas to set up Panthers touchdown that extended lead to 17-0...Part of defensive effort that held scoreless a Giants offense that ranked third in the NFL in points per game...Panthers became the first team to register a shutout on the road in the playoffs since 1980 when the Los Angeles Rams posted a 9-0 victory at Tampa Bay (1/5/80) in the 1979 NFC Championship...Carolina shutout was third in team history, matching 24-0 victory versus Tampa Bay (12/1/96) and 13-0 win at New Orleans (10/19/97).

2004: Played in 12 games with one start...Contributed 14 tackles and a fumble recovery...One of five undrafted rookies to receive action for Carolina, joining Jamall Broussard, Damane Duckett, Joey Harris and Eddie Jackson...Spent first four games on practice squad before being signed to active roster after All-Pro defensive tackle Kris Jenkins was placed on injured reserve (11/13)...**Vs. Oakland (11/7):** Started at defensive tackle for an injured Kindall Moorehead who was out with an injured shoulder...Contributed four tackles...Only undrafted rookie to start a game for Carolina in 2004...Last undrafted rookie to start was Nick Goings at Atlanta (9/23/01)...One of four rookies to start contest, joining Keary Colbert, Chris Gamble and Travelle Wharton...Matched the most rookies to ever start in a regular season contest for the Panthers...Other games were when Nick Goings, Kris Jenkins, Dan Morgan and Chris Weinke started as rookies at Atlanta (9/23/01) and versus Green Bay (9/30/01)...**Vs. Arizona (11/21):** Garnered first NFL fumble recovery when linebacker Mark Fields forced turnover by Cardinals quarterback Shaun King...Fumble recovery led to touchdown.

COLLEGE: Former walk-on became two-time team captain, earning the distinction his junior and senior seasons...All-Big 12 academic choice as a junior and senior...**2003 (Sr.):** Talled 74 tackles, two sacks, one forced fumble, one fumble recovery and 19 quarterback hurries...**2002 (Jr.):** Second-team All-Big 12 selection after recording 102 tackles, five sacks, a conference-best 26 quarterback hurries and three batted passes...**2001 (So.):** Third-team All-Big 12 choice after producing 81 tackles, two sacks, a conference-high 25 quarterback hurries and one fumble recovery...**2000 (Fr.):** Registered 48 tackles, two sacks, one forced fumble and 11 quarterback hurries...**1999:** Redshirted as a true freshman.

PERSONAL: Attended Panorama HS in Panorama, IA...Lettered twice in football...Agricultural Business major...Lives in Charlotte...Participated in the Panthers Annual Community Christmas Party and the first annual "Pull for Charlotte," an airplane pull that provides scholarships for high school students to further their education at Central Piedmont Community College...Serves on Advisory Board for Kidney Foundation of America...Wife: Sarah...Daughter: Madelyn...Jordan Lee Carstens.

CAREER

Jordan Carstens

STATISTICS

Year	Team	GP/GS	Tot	T	A	Sack	Yds	INT	Yds	Lg	TD	PD	FF	FR	Yds
2004	Carolina	12/1	14	9	5	0.0	0	0	0	-	0	0	0	1	1
2005	Carolina	16/15	44	29	15	4.0	29	0	0	-	0	1	0	0	0
2006	Carolina	1/0	2	2	0	0.0	0	0	0	-	0	0	0	0	0
Totals		29/16	60	40	20	4	29	0	0	0	0	1	0	1	1

POSTSEASON

Year	Team	GP/GS	Tot	T	A	Sack	Yds	INT	Yds	Lg	TD	PD	FF	FR	Yds
2005	Carolina	3/3	7	4	3	2.0	13	0	0	-	0	0	0	0	0
Totals		3/3	7	4	3	2.0	13	0	0	0	0	0	0	0	0

SINGLE-GAME CAREER HIGHS

TACKLES	6	vs Atlanta (12/4/05)
SACKS	1	four times, most recently at New Orleans (12/18/05)
FUMBLE RECOVERIES	1	vs Arizona (11/21/05)

CARSTENS GAME-BY-GAME STATISTICS

2006 CAROLINA

Date	Opp	W/L	P/S	T	S	A	SACK	QBP	FR	FF	PD	INT	YDS	LG	TD
09/10	ATLANTA	L					INACTIVE/ELBOW								
09/17	@Minnesota	L	P	2	2	-	-	-	-	-	-	-	-	-	-
09/24	@Tampa Bay	W					INACTIVE								
10/01	NEW ORLEANS	W					INACTIVE								
10/08	CLEVELAND	W					INACTIVE								
10/15	@Baltimore	W					INACTIVE								
10/22	@Cincinnati	L					INACTIVE								
10/29	DALLAS	L					INACTIVE								
11/13	TAMPA BAY	W					INACTIVE/CHEST								

Placed on reserve/non-football illness/injury (11/16) - Left Lung

TOTALS			1/0	2	2	0	0.0	0	0	0	0	0	0	0	0
---------------	--	--	-----	---	---	---	-----	---	---	---	---	---	---	---	---

2005 CAROLINA

Date	Opp	W/L	P/S	T	S	A	SACK	QBP	FR	FF	PD	INT	YDS	LG	TD
09/11	NEW ORLEANS	L	P	4	2	2	-	1	-	-	1	-	-	-	-
09/18	NEW ENGLAND	W	S	2	1	1	-	-	-	-	-	-	-	-	-
09/25	@ Miami	L	S	4	2	2	-	-	-	-	-	-	-	-	-
10/03	GREEN BAY	W	S	1	1	-	-	1	-	-	-	-	-	-	-
10/09	@ Arizona	W	S	1	1	-	-	-	-	-	-	-	-	-	-
10/16	@ Detroit	W	S	3	2	1	1.0	-	-	-	-	-	-	-	-
10/30	MINNESOTA	W	S	3	2	1	1.0	-	-	-	-	-	-	-	-
11/06	@ Tampa Bay	W	S	1	1	-	-	1	-	-	-	-	-	-	-
11/13	NEWYORK JETS	W	S	5	3	2	-	1	-	-	-	-	-	-	-
11/20	@ Chicago	L	S	1	1	-	-	-	-	-	-	-	-	-	-
11/27	@ Buffalo	W	S	3	2	1	1.0	4	-	-	-	-	-	-	-
12/04	ATLANTA	W	S	6	5	1	-	-	-	-	-	-	-	-	-
12/11	TAMPA BAY	L	S	3	2	1	-	-	-	-	-	-	-	-	-
12/18	@ New Orleans	W	S	4	1	3	1.0	2	-	-	-	-	-	-	-
12/24	DALLAS	L	S	2	2	-	-	-	-	-	-	-	-	-	-
01/04	@ Atlanta	W	S	1	1	-	-	1	-	-	-	-	-	-	-
TOTALS			16/15	44	29	15	4.0	11	0	0	1	0	0	0	0

POSTSEASON

01/08	@ N.Y. Giants	W	S	2	1	1	1.0	1	-	-	-	-	-	-	-
01/15	@ Chicago	W	S	1	1	-	1.0	1	-	-	-	-	-	-	-
01/22	@ Seattle	L	S	4	2	2	-	-	-	-	-	-	-	-	-
TOTALS			3/3	7	4	3	2.0	2	0	0	0	0	0	0	0

CARSTENS

2004 CAROLINA

Date	Opp	W/L	P/S	T	S	A	SACK	QBP	FR	FF	PD	INT	YDS	LG	TD
Signed to active roster from Carolina practice squad (10/13)															
10/17	@ Philadelphia	L	P	-	-	-	0.0	-	-	-	-	-	-	-	-
10/24	SAN DIEGO	L	P	2	2	-	0.0	-	-	-	-	-	-	-	-
10/31	@ Seattle	L	P	1	1	-	0.0	-	-	-	-	-	-	-	-
11/07	OAKLAND	L	S	4	1	3	0.0	-	-	-	-	-	-	-	-
11/14	@ San Francisco	W	P	-	-	-	0.0	-	-	-	-	-	-	-	-
11/21	ARIZONA	W	P	4	2	2	0.0	-	1	-	-	-	-	-	-
11/28	TAMPA BAY	W	P	1	1	-	0.0	-	-	-	-	-	-	-	-
12/05	@ New Orleans	W	P	-	-	-	0.0	-	-	-	-	-	-	-	-
12/12	ST. LOUIS	W	P	1	1	-	0.0	-	-	-	-	-	-	-	-
12/18	@ Atlanta	L	P	1	1	-	0.0	-	-	-	-	-	-	-	-
12/26	@ Tampa Bay	W	P	-	-	-	0.0	-	-	-	-	-	-	-	-
01/02	NEW ORLEANS	L	P	-	-	-	0.0	-	-	-	-	-	-	-	-
TOTALS			12/1	14	9	5	0.0	0	1	0	0	0	0	0	0



in the community

Carolina Panthers Fit Squad is an innovative youth physical fitness program for elementary school students and teachers that features Panthers players, Sir Purr and the TopCats. The program is used in thousands of classrooms in the Carolinas and is designed to get kids physically active and promote healthy lifestyles.



Drew **CARTER** wide receiver

18

6-3 • 200 • Ohio State

Birthdate:9/5/81
Hometown:Solon, OH
High School:Solon
NFL:4th Season
Panthers:4th Season
How Acquired:D5 04



PRO CAREER

- Compiled first career 100-yard receiving outing with 114 yards and one touchdown versus New York Giants (12/10/06).
- Led team with five catches for 62 yards in first NFL start versus Atlanta (09/10/06).
- Saw action in his first NFL game at New Orleans (12/18/05) and responded with two receptions for 48 yards, including a 40-yard catch, the first of his NFL career, on the Panthers third offensive play of the game to set up the team's first touchdown.
- Played in the final three regular season games and all three postseason contests in 2005 after being inactive for the first 13 games of the season. Carter averaged 20.6 yards per catch on five receptions during the regular season and 32.8 yards per catch on eight receptions with one touchdown during the postseason.
- Spent the 2004 season on injured reserve after tearing his right ACL during June coaching sessions.

TRANSACTIONS: Placed on injured reserve by Carolina with an injured right knee (11/9/04)...Placed on the physically unable to perform list by Carolina with an injured right knee (7/30/04)...Selected by Carolina in the fifth round (163rd overall) of the 2004 NFL Draft (4/25/04).

GP/GS: Career (17/2) [3/0]; 2006 (14/2); 2005 (3/0) [3/0]; 2004 (IR).

2006: Appeared in 14 contests with two starts...Inactive for final two games due to ankle injury...Registered 28 receptions for 357 yards and three touchdowns...Ranked third on team in receiving yards and fifth in receptions...Rushed for 18 yards on two carries...Set career highs in touchdowns, yards, and receptions... **Vs. Atlanta (09/10):** Recorded first NFL start while leading team with five catches for 62 yards...Added one carry for 11 yards...**Vs. New Orleans (10/1):** Four-yard touchdown catch from Jake Delhomme in the fourth quarter capped a 12-play 91-yard drive that helped Panthers regain the lead, 14-10...Marked third career touchdown including the postseason...**At Baltimore (10/15):** Recorded four receptions for 65 yards, including a 42-yard touchdown catch...First down reception with 1:26 remaining in game enabled Panthers to run out the clock and preserve the win...**Vs. New York Giants (12/10):** Led the Panthers with career highs of eight receptions and one touchdown...Notched first career 100-yard receiving game with 114 yards...Contributed to offensive that posted 463



PANTHERS TALE

Drew didn't play football until his senior year at Solon HS. He had three touchdown catches in his second career game. Drew didn't play football earlier in his career because he wanted to focus on basketball and track where he was an all-state performer. His brother, Grant, was on the football team so he decided to give it a try.

total yards, the second-highest in team history behind the 483 yards gained at Washington (10/3/99)...**Vs. Pittsburgh (12/17)**: Caught one pass for 15 yards before leaving the game with an injured ankle.

2006: Played in final three regular season games...Posted five receptions for 103 yards and one touchdown...Averaged 20.6 yards per catch...Inactive for first 13 contests...**POST-SEASON**: Appeared in all three postseason games...Caught four passes for 131 yards and one touchdown...Averaged 32.8 yards per reception...**At New Orleans (12/18)**: Saw first NFL action...Posted two receptions for 48 yards...First NFL catch was 40-yarder on Panthers third offensive play of the game that set up the team's first touchdown...**Vs. Dallas (12/24)**: Tied for team lead with three catches...Scored first NFL touchdown on a 32-yard reception in first quarter that extended the Panthers lead to 10-0...Became eighth Panthers player to catch a touchdown pass in 2005...**NFC Championship at Seattle (1/22)**: Scored on a 47-yard touchdown reception.

2004: Placed on injured reserve (11/9) with an injured right knee...Initially placed on physically unable to perform list after tearing his right ACL (7/30) during June practice (6/2).

COLLEGE: Produced 41 catches for 632 yards and one touchdown during his college career...**2003 (Sr.)**: Started seven of the Buckeyes first eight games...In the midst of his best season before suffering an injury to his right knee at Indiana that caused him to miss the remainder of the season...Posted career best of 25 catches for 410 yards and one touchdown...**2002 (Jr.)**: Returned to action to play in 11 games after missing the 2001 campaign with a torn left ACL...Contributed 10 catches for 147 yards...**2001 (So.)**: Missed the first two games with a sprained right ankle suffered in fall camp...Returned to action against Indiana before tearing his left ACL and missed the remainder of the season...**2000 (Fr.)**: Appeared in all 12 games...Posted six catches for 75 yards...**1999**: Redshirted as a true freshman.

PERSONAL: Excelled on the Buckeyes track team as a long jumper, finishing second at the Big 10 Championships...Finished second at the Big Ten Indoor Championships...Finished second outdoors at the NCAA Regional track meet and qualified for the national championships...Earned recognition as an All-American for the long jump in 2003...Graduated from Solon HS in Solon, OH, in 1998...Tallied 33 receptions for 890 yards and three touchdowns as a senior at Solon HS in his first season of football...Registered three touchdown catches in his football debut...Lettered in basketball and track...Brother Grant played football at the University of Minnesota...Sport and Leisure major...Participated in the Carolina Panthers' Shop with a Panther event, the 2007 Caravan Tour and is a part of the 2007 Carolina Panthers Fit Squad...Single...Drew Christopher Carter.

CAREER

Drew Carter

STATISTICS

Year	Team	GP	GS	No	RECEIVING				Att	RUSHING			
					Yds	Avg	Lg	TD		Yds	Avg	Lg	TD
2004	Carolina	0	0										
2005	Carolina	3	0	5	103	20.6	40	1	0	0	0.0	-	0
2006	Carolina	14	2	28	357	12.8	42t	3	2	18	9.0	11	0
Totals		17	2	33	460	13.9	42t	4	2	18	9.0	11	0

Year	Team	GP	GS	No	POSTSEASON RECEIVING				Att	RUSHING			
					Yds	Avg	Lg	TD		Yds	Avg	Lg	TD
2005	Carolina	3	0	4	131	32.8	47t	1	0	0	0.0	-	0
Totals		3	0	4	131	32.8	47t	1	0	0	0.0	12	0

SINGLE-GAME CAREER HIGHS

RECEPTIONS	8	vs New York Giants (12/10/06)
RECEIVING YARDS	144	vs New York Giants (12/10/06)
RECEIVING TOUCHDOWNS	1	four times, most recently vs New York Giants (12/10/06)
LONG RECEPTION	42	at Baltimore (10/15/06)
LONG TD RECEPTION	42	at Baltimore (10/15/06)

CARTER'S 100-YARD RECEIVING GAMES

Date	Opp	W/L	Rec	Yds	Avg	LG	TD
12/10/06	vs New York Giants	L	8	144	18.0	38	1

CARTER GAME-BY-GAME STATISTICS

2006 CAROLINA

Date	Opp	W/L	P/S	Rec	Yds	Avg	LG	TD	Rsh	Yds	Avg	LG	TD
09/10	ATL	L	S	5	62	12.4	25	0	1	11	11.0	11	0
09/17	@Min	L	S	4	34	8.5	16	0	1	7	7.0	7	0
09/24	@TB	W	P	1	14	14.0	14	0	0	0	0.0	0	0
10/01	NO	W	P	1	4	4.0	4	1	0	0	0.0	0	0
10/08	CLE	W	P	0	0	0.0	0	0	0	0	0.0	0	0
10/15	@Balt	W	P	4	65	16.3	42	1	0	0	0.0	0	0
10/22	@Cin	L	P	0	0	0.0	0	0	0	0	0.0	0	0
10/29	DAL	L	P	0	0	0.0	0	0	0	0	0.0	0	0
11/13	TB	W	P	0	0	0.0	0	0	0	0	0.0	0	0
11/19	STL	W	P	0	0	0.0	0	0	0	0	0.0	0	0
11/26	@Wash	L	P	3	14	4.7	5	0	0	0	0.0	0	0
12/04	@Phil	L	P	1	5	5.0	5	0	0	0	0.0	0	0
12/10	NYG	L	P	8	144	18.0	38	1	0	0	0.0	0	0
12/17	PIT	L	P	1	15	15.0	15	0	0	0	0.0	0	0
12/24	@Atl	W		INACTIVE/ANKLE									
12/31	@NO	W		INACTIVE/ANKLE									
TOTALS			12/2	28	357	12.8	42	3	2	18	9.0	11	0

2005 CAROLINA

Date	Opp	W/L	P/S	Rec	Yds	Avg	LG	TD
09/11	NO	L		INACTIVE				
09/18	NE	W		INACTIVE				
09/25	@ Mia	L		INACTIVE				
10/03	GB	W		INACTIVE				
10/09	@ Az	W		INACTIVE				
10/16	@ Det	W		INACTIVE				
10/30	MIN	W		INACTIVE				
11/06	@TB	W		INACTIVE				
11/13	NYJ	W		INACTIVE				
11/20	@ Chi	L		INACTIVE				
11/27	@ Buf	W		INACTIVE				
12/04	ATL	W		INACTIVE				
12/11	TB	L		INACTIVE				
12/18	@ NO	W	P	2	48	24.0	40	0
12/24	DAL	L	P	3	55	18.3	32	1
01/01	@ Atl	W	P	-	-	-	-	-
TOTALS			3/0	5	103	20.6	40	1

POSTSEASON

01/08	@ NYGW	P		-	-	-	-	-
01/15	@ Chi	W	P	2	43	21.5	29	0
01/22	@ Sea	L	P	2	88	44.0	47	1
TOTALS			3/0	4	131	32.8	47	1



Keary COLBERT

wide receiver

83

6-1 • 200 • Southern California

Birthdate:.....5/21/82
 Hometown:.....Oxnard, CA
 High School:.....Hueneme
 NFL:.....4th Season
 Panthers:.....4th Season
 How Acquired:.....D2'04



PRO CAREER

- **PANTHERS RECEIVING RECORDS:** Established Panthers rookie records with 47 receptions, 754 receiving yards and five touchdown catches...Tied team rookie mark with two 100-yard receiving contests...16.04-yard average per reception ranks third in team history behind averages of 17.17 registered by Patrick Jeffers in 1999 and 16.15 by Steve Smith in 2002.
- 16.04 yards per reception ranked second among NFC players with 45 or more receptions in 2004.
- Led Carolina in yards per reception and ranked second on the team in catches, receiving yards and touchdown receptions in 2004.
- 63-yard reception at Seattle (10/31/04) established career long and was the Panthers longest pass play of the 2004 season.
- Compiled first career 100-yard receiving outing with 115 yards at Denver (10/10/04) to become the first rookie since 1997 to register a 100-yard receiving effort for the Panthers.

TRANSACTIONS: Selected by Carolina in the second round (62nd overall) of the 2004 NFL Draft (4/25/04).

GP/GS: Career (43/34) [3/3]; 2006 (12/3); 2005 (16/16) [3/3]; 2004 (15/15).

2006: Played in 12 games with three starts when the Panthers opened games in three-wide receiver sets...Posted five catches for 56 yards...Played primarily as reserve wide receiver and saw action on special teams...Inactive at Washington (11/26), at Philadelphia (12/4), versus New York Giants (12/10) and versus Pittsburgh (12/17).

2005: Started all 16 games...Registered 25 catches for 282 yards and two touchdowns...Tied for third on team in receptions and receiving yards...Contributed to offense that ranked sixth in the NFL in third down efficiency with a 42.2 percent conversion rate and eighth in scoring with an average of 24.4 points per game, the second-highest average in team history...**POSTSEASON:** Started all three games...Recorded three receptions for 40 yards...**Vs. Green Bay (10/3):** Led team with four receptions...**Vs. Minnesota (10/30):** Caught 25-yard touchdown pass...**Vs. New York (11/13):** Caught 19-yard touchdown pass in the first quarter to give Carolina a 7-0 lead...**At Buffalo (11/27):** Led team in receptions with four...Caught a key four-yard pass from Jake Delhomme on third down in the fourth quarter to keep the Panthers game-winning drive alive.

COLBERT



PANTHERS TALE

Keary is one of four players in Southern Cal history to eclipse the 1,000-yard receiving plateau in two seasons. The other three players are Oakland Raiders wide receiver Mike Williams, former teammate and teammate Dwayne Jarrett.

Keyshawn Johnson

2004: Started all 15 games he played...Ranked second on the team with 47 receptions for 754 yards and five touchdowns...Caught one two-point conversion reception...Returned two kickoffs for 30 yards...Thrust into the starting lineup in Week Two at Kansas City (9/19) when Steve Smith sustained a broken fibula versus Green Bay (9/13) in the season opener...Average of 16.4 yards per reception ranked second among NFC players with 45 or more receptions...Receiving average led Carolina and was the third-highest in team history...Ranked fourth in receiving yards and receptions among NFC rookie wide receivers...**At Kansas City (9/19):** Notched first NFL start in place of Steve Smith, who was inactive with a broken left fibula suffered in season opener versus Green Bay (9/13)...Tallied three catches for 46 yards and one touchdown...All three receptions came on third down to maintain drives that ended in touchdowns...23-yard catch in the second quarter continued a drive that resulted in the Panthers first score...Twisting, one-handed catch in the third quarter kept alive a drive that ended with a nine-yard scoring reception, the first of his NFL career...**At Denver (10/10):** Led Panthers with four catches and 115 receiving yards...Scored on 26-yard reception...Posted first career 100-yard receiving outing...First Panthers rookie since 1997 to register a 100-yard receiving effort...**At Philadelphia (10/17):** Caught two-point conversion from Jake Delhomme...**At Seattle (10/31):** Produced second 100-yard receiving outing of the season with 106 yards on eight receptions...Included a career-long 63-yarder that set up Carolina's final touchdown...63-yard catch was the Panthers longest pass play of the season...**Vs. Tampa Bay (11/28):** Scored both of Panthers offensive touchdowns, including a 40-yard game-winning reception from quarterback Jake Delhomme with 20 seconds remaining in 21-14 victory...Scored first touchdown on 24-yard reception...**At Tampa Bay (12/26):** Registered four-yard touchdown catch.

COLLEGE: Ended college career as Southern Cal's all-time leader with 207 career catches, topping the previous mark of 204 by Kareem Kelly (1999-02)...Finished career ranked third all-time for the Trojans with 2,964 receiving yards behind Kelly's 3,014 yards and Johnny Morton's 3,201 yards...Caught at least one pass in his final 36 consecutive games...**2003 (Sr.):** Earned All-Pac 10 second-team honors and finished second on the team with 69 receptions for 1,013 yards and nine touchdowns...Joined Keyshawn Johnson and Mike Williams as the only players in school history to gain more than 1,000 yards twice in their career...Posted three 100-yard receiving contests...Accumulated a career-high 149 yards and two touchdowns on six catches versus Michigan in the Rose Bowl...**2002 (Jr.):** Second-team All-Pac 10 choice after starting all 13 games...Ranked second on the team with career-highs of 71 receptions and 1,029 receiving yards with five touchdowns...Receptions total ranked fourth in school annals for a single season...Registered a career-high 11 catches for 125 yards and a touchdown versus Kansas State...Caught a career-long 61-yard score versus Washington...**2001 (So.):** Started all 11 contests as a sophomore...Produced 34 receptions for 442 yards and two touchdowns...**2000 (Fr.):** Produced 33 catches for 480 yards and three touchdowns...33 receptions was the second-highest total ever recorded by a Trojan true freshman...Accumulated 113 yards on six catches versus Arizona to become the third true freshman in school history to record a 100-yard receiving game.

PERSONAL: Accumulated 65 catches for 1,520 yards and 24 touchdowns during his junior and senior seasons at Hueneme HS in Oxnard, CA...Earned All-Ventura County second-team honors as a senior in 1999...Caught 25 passes for 600 yards and 10 touchdowns...Notched five sacks and six forced fumbles as a safety...Returned a punt 70 yards for a touchdown...All-League Offensive MVP as a junior in 1998...Tallied 40 catches for 920 yards and 14 touchdowns...Forced four fumbles, recovered two fumbles and blocked two punts...Competed in the 100 and 200 meters in track...Sociology major...Lives in Oxnard, CA...Participated in the 2007 Caravan Tour and the Carolina Panthers' Shop with a Panther event...Single...Daughter: DeJanai...Patrick Keary Jerel Colbert.

Year	Team	GP	GS	No	RECEIVING				Att	RUSHING			
					Yds	Avg	Lg	TD		Yds	Avg	Lg	TD
2004	Carolina	15	15	47	754	16.0	63	5	0	0	0.0	-	0
2005	Carolina	16	16	25	282	11.3	42	2	1	6	6.0	6	0
2006	Carolina	12	3	5	56	11.2	16	0	0	0	0.0	-	0
Totals		43	34	77	1092	14.2	63	7	1	6	6.0	6	0

Year	Team	GP	GS	No	POSTSEASON RECEIVING				Att	RUSHING			
					Yds	Avg	Lg	TD		Yds	Avg	Lg	TD
2005	Carolina	3	3	3	40	13.3	25	0	0	0	0.0	-	0
Totals		3	3	3	40	13.3	25	0	0	0	0.0	-	0

SINGLE-GAME CAREER HIGHS

RECEPTIONS	7	vs San Diego (10/24/04)
RECEIVING YARDS	115	at Denver (10/10/04)
RECEIVING TOUCHDOWNS	2	vs Tampa Bay (11/28/04)
LONG RECEPTION	63	at Seattle (10/31/04)
LONG TD RECEPTION	40	vs Tampa Bay (11/28/04)

COLBERT'S 100-YARD RECEIVING GAMES

Date	Opp	W/L	Rec	Yds	Avg	LG	TD
10/10/04	@ Denver	L	4	115	28.8	45	1
10/31/04	@ Seattle	L	4	100	25.0	63	0

COLBERT GAME-BY-GAME STATISTICS

2006 CAROLINA

Date	Opp	W/L	P/S	Rec	Yds	Avg	LG	TD	Rsh	Yds	Avg	LG	TD
09/10	ATL	L	P	3	32	10.7	12	0	0	0	0.0	0	0
09/17	@Min	L	P	0	0	0.0	0	0	0	0	0.0	0	0
09/24	@TB	W	P	1	16	16.0	16	0	0	0	0.0	0	0
10/01	NO	W	S	0	0	0.0	0	0	0	0	0.0	0	0
10/08	CLE	W	P	0	0	0.0	0	0	0	0	0.0	0	0
10/15	@Balt	W	P	1	8	8.0	8	0	0	0	0.0	0	0
10/22	@Cin	L	P	0	0	0.0	0	0	0	0	0.0	0	0
10/29	DAL	L	S	0	0	0.0	0	0	0	0	0.0	0	0
11/13	TB	W	S	0	0	0.0	0	0	0	0	0.0	0	0
11/19	STL	W	P	0	0	0.0	0	0	0	0	0.0	0	0
11/26	@Wash	L		INACTIVE									
12/04	@ Phil	L		INACTIVE									
12/10	NYG	L		INACTIVE									
12/17	PIT	L		INACTIVE									
12/24	@Atl	W	P	0	0	0.0	0	0	0	0	0.0	0	0
12/31	@NO	W	P	0	0	0.0	0	0	0	0	0.0	0	0
TOTALS			12/3	5	56	11.2	16	0	0	0	0.0	0	0

2005 CAROLINA

Date	Opp	W/L	P/S	Rec	Yds	Avg	LG	TD
09/11	NO	L	S	2	11	5.5	7	0
09/18	NE	W	S	-	-	-	-	-
09/25	@ Mia	L	S	-	-	-	-	-
10/03	GB	W	S	4	52	13.0	19	0
10/09	@ Az	W	S	-	-	-	-	-
10/16	@ Det	W	S	3	53	17.7	42	0
10/30	MIN	W	S	2	32	16.0	25	1
11/06	@ TB	W	S	1	18	18.0	18	0
11/13	NYJ	W	S	2	29	14.5	19	1
11/20	@ Chi	L	S	-	-	-	-	-
11/27	@ Buf	W	S	4	32	8.0	12	0
12/04	ATL	W	S	3	24	8.0	9	0
12/11	TB	L	S	2	20	10.0	11	0
12/18	@ NO	W	S	-	-	-	-	-
12/24	DAL	L	S	-	-	-	-	-
01/01	@ Atl	W	S	2	11	5.5	6	0
TOTALS			16/16	25	282	11.3	42	2

POSTSEASON

01/08	@ NYGW	S		2	31	15.5	25	0
01/15	@ Chi	W	S	1	9	9.0	9	0
01/22	@ Sea	L	S	-	-	-	-	-
TOTALS			3/3	3	40	13.3	25	0

2004 CAROLINA

Date	Opp	W/L	P/S	Rec	Yds	Avg	LG	TD
09/13	GB	L						INACTIVE
09/19	@ KC	W	S	3	46	15.3	23	1
10/03	ATL	L	S	4	40	10.0	14	0
10/10	@ Den	L	S	4	115	28.8	45	1
10/17	@ Phi	L	S	2	39	19.5	30	0
10/24	SD	L	S	7	71	10.1	16	0
10/31	@ Sea	L	S	4	100	25.0	63	0
11/07	OAK	L	S	3	42	14.0	22	0
11/14	@ SF	W	S	4	57	14.3	25	0
11/21	AZ	W	S	3	18	6.0	12	0
11/28	TB	W	S	3	72	24.0	40	2
12/05	@ NO	W	S	1	22	22.0	22	0
12/12	St.L	W	S	5	46	9.2	18	0
12/18	@ ATL	L	S	1	43	43.0	43	0
12/26	@ TB	W	S	1	4	4.0	4	1
01/02	NO	L	S	2	39	19.5	20	0
TOTALS			15/15	47	754	16.0	63	5



Deke COOPER
safety

6-2 • 210 • Notre Dame

Birthdate:.....10/18/77
 Hometown:.....Evansville, IN
 High School:.....Evansville North
 NFL:.....5th Season
 Panthers:.....2nd Season
 How Acquired:.....FA '07

35



PRO CAREER

- Started a career-best 12 games and compiled a career-high 80 tackles for Jacksonville in 2005.
- Equaled single-game best with 13 tackles versus Denver (10/2/05).
- Collected first NFL sack for Jacksonville at Oakland (1/2/05), taking down Raiders quarterback Kerry Collins.
- Produced first NFL interception off quarterback Peyton Manning for Jacksonville versus Indianapolis (11/9/03).
- Made first NFL start versus Tennessee (10/26/03) and responded with a career-high and team-leading 13 tackles.
- Earned the 2002 NFL Europe Defensive MVP award after leading the league in interceptions for the second consecutive year with five and registering 51 tackles.
- Garnered first-team All-NFL Europe honors in 2001, ranking first in the league with six interceptions.

TRANSACTIONS: Signed as an unrestricted free agent by Carolina (3/26/07)...Signed as a free agent by San Francisco (12/18/06)...Released by Miami (9/2/06)...Signed as an unrestricted free agent by Miami (4/6/06)...Signed as a free agent by Jacksonville (9/16/03)...Waived by Carolina (8/31/03)...Signed as a free agent from practice squad by Carolina (10/10/02)...Signed to practice squad by Carolina (9/3/02)...Waived by Carolina (9/1/02)...Signed as a free agent by Carolina (1/16/02)...Terminated from practice squad by Cleveland (10/9/01)...Signed to practice squad by Cleveland (9/20/01)...Waived by Arizona (9/2/01)...Signed as a free agent by Arizona (1/11/01)...Waived by Arizona (8/22/00)...Signed as an undrafted rookie free agent by Arizona (4/28/00).

GP/GS: Career (57/22) [1/0]; 2006 (1/0); 2005 (16/12) [1/0]; 2004 (16/0); 2003 (14/10); 2002 (10/0).

2006: Signed as a free agent by San Francisco (12/18) after linebacker Jay Foreman was placed on injured reserve with a knee injury suffered at Seattle (12/14)...Inactive versus Arizona (12/24)...Appeared on special teams at Denver (12/31) and accounted for one special teams tackle...Signed as an unrestricted free agent by Miami (4/6)...Released by the Dolphins prior to the start of the regular season (9/2).

2005: Played in 16 games with 12 starts at strong safety for Jacksonville...Posted a career-high 80 tackles, one interception and seven passes defended...Tackle total ranked second on the team among defensive backs...Responsible for six special teams tackles...Did not start the first two or last two regular season contests...**At New York Jets (9/25):** Picked off Jets quarterback Chad Pennington...**Vs. Denver (10/2):** Matched single-game best with 13 tackles...**POSTSEASON:** Saw action in a reserve role in AFC Wild Card at New England (1/7).

2004: Played in all 16 regular season games with Jacksonville for the first time in his career...Recorded 35 tackles, one sack, one interception and two forced fumbles...Finished third on the team with 12 special teams tackles...**Vs. Kansas City (10/17):** Intercepted Chiefs quarterback Trent Green on the last play of the game at the Jaguars three-yard line to seal 22-16 win...**Vs. Pittsburgh (12/5):** Forced a fumble by Steelers wide receiver Antwaan Randle El on a punt return...**At Oakland (1/2):** Corralled first career sack and a forced fumble on the same play when he brought down Raiders quarterback Kerry Collins...Notched a season-high five tackles.

2003: Played in 14 games with 10 starts for Jacksonville after being signed as a free agent (9/16)...Generated 74 tackles, one interception, five passes defended and one fumble recovery...Tied for third on the team with 11 special teams tackles...Earned starting job at free safety when Rashean Mathis was moved to cornerback following an injury to Jason Craft...**Vs. Tennessee (10/26):** Made first NFL start...Responded with a career-high and team-leading 13 tackles...**Vs. Indianapolis (11/9):** Collected first NFL interception...Victimized Colts quarterback Peyton Manning with 11 seconds remaining in the game to preserve the Jaguars 28-23 victory...**Vs. Houston (12/7):** Recovered a fumble by Texans running back Tony Hollings...Attended training camp with Carolina...Waived by the Panthers prior to the start of the regular season (8/31).

2002: Played in 10 games with Carolina...Appeared primarily on special teams and provided depth at strong safety...Contributed four special teams tackles in addition to one tackle on defense...Began the season on the Panthers practice squad before being promoted to the active roster (10/10)...**At Atlanta (10/20):** Saw first NFL action on defense and special teams.



PANTHERS TALE

Deke opened his own day care center in Atlanta, Georgia. Future Leaders Christian Academy offers age-appropriate learning programs and a staff that is dedicated to providing children with positive learning experiences.

2002 NFLE: Signed as a free agent by Carolina (1/16)...Assigned to the Rhein Fire...Started all 10 games at free safety...Led the league in interceptions for the second consecutive season with five...Tallied 51 tackles and eight passes defended to go along with three special teams stops...**HONORS:** NFL Europe Defensive MVP...All-NFL Europe League team...**PLAYER OF THE WEEK:** Named NFL Europe Defensive Player of the Week for his efforts versus Frankfurt (5/11)...Gathered five tackles, two interceptions and two passes defended.

2001: Attended training camp with Arizona...Waived by the Cardinals in the final roster cutdown (9/2)...Signed to the practice squad by Cleveland (9/20)...Terminated from the unit (10/9).

2001 NFLE: Signed as a free agent by Arizona (1/11)...Assigned to the Rhein Fire...Started all 10 games...Ranked first in the league with six interceptions...Compiled 55 tackles, one forced fumble, 14 passes defended and 10 special teams stops...**HONORS:** All-NFL Europe League team.

2000: Signed as an undrafted rookie free agent by Arizona (4/28)...Waived by the Cardinals during the preseason (8/22).

COLLEGE: Four-year letterman at Notre Dame...Played in 45 games with 25 starts...Totaled 203 tackles, six interceptions, five passes defended, six forced fumbles and five fumble recoveries...**1999 (Sr.):** Started all 12 games at free safety...Produced 70 tackles, two interceptions, two passes defended, three forced fumbles and two fumble recoveries...**1998 (Jr.):** Made five starts...Registered 78 tackles, one interception, three forced fumbles and two fumble recoveries...Amassed 16 tackles and returned a fumble 96 yards for a touchdown in the season opener against Michigan State...**1997 (So.):** Notched 26 tackles and one pass defended...**1996 (Fr.):** Began career as a wide receiver but moved to safety early in the season...Went on to start six games...Posted 29 tackles, three interceptions, two passes defended and one fumble recovery...Caught one pass for nine yards.

PERSONAL: Attended Evansville (IN) North HS...Finalist for the 1995 Indiana "Mr. Football" award after recording 925 yards rushing and eight touchdowns on 88 carries and 353 yards receiving and three touchdowns on 16 receptions...Played safety on defense...Lettered in track...Graduated from Notre Dame with sociology and computer applications degrees...Opened a youth recreation center with his brother, Donald, in their hometown of Swainsboro, GA...Hosts a youth outreach camp each summer in Swainsboro and Evansville...Wife: Gwen...Daughters: Melieha, Mariah and Delayne...Son: Deke...Full name: Deke Delvecchio Cooper.

CAREER

Deke Cooper

STATISTICS

Year	Team	GP/GS	Tot	T	A	Sack	Yds	INT	Yds	Lg	TD	PD	FF	FR	Yds
2002	Carolina	10/0	1	1	0	0.0	0	0	0	-	0	0	0	0	0
2003	Jacksonville	14/10	74	37	37	0.0	0	1	12	-	0	5	0	1	0
2004	Jacksonville	16/0	35	23	12	1.0	0	1	0	-	0	0	2	0	0
2005	Jacksonville	16/12	80	52	28	0.0	0	1	0	-	0	7	0	0	0
2006	San Francisco	1/0	0	0	0	0.0	0	0	0	-	0	0	0	0	0
Totals		57/22	190	113	77	1.0	0	3	12	-	0	12	2	1	0

POSTSEASON

Year	Team	GP/GS	Tot	T	A	Sack	Yds	INT	Yds	Lg	TD	PD	FF	FR	Yds
2005	Jacksonville	1/0	0	0	0	0.0	0	0	0	-	0	0	0	0	0
Totals		1/0	0	0	0	0.0	0	0	0	-	0	0	0	0	0



Thomas **DAVIS** linebacker

58



6-0 • 231 • Georgia

Birthdate:.....3/22/83
 Hometown:.....Shellman, GA
 High School:.....Randolph-Clay
 NFL:.....3rd Season
 Panthers:.....3rd Season
 How Acquired:.....D1 '05

Pro Career:

- Ranked second on defense with 96 tackles in 2006.
- Accumulated a single-game best 12 tackles versus Dallas (10/29/06).
- Chosen by Carolina in the first round (14th overall) and was the second linebacker selected in the 2005 draft.
- Registered his first NFL sack versus New England (9/18/05) when he took down Patriots quarterback Tom Brady .
- First career forced fumble at Arizona (10/9) against Cardinals wide receiver Anquan Boldin recovered by Ken Lucas to start Panthers game-winning rally.
- Earned first NFL start as a rookie in season opener versus New Orleans (9/11/05).

TRANSACTIONS: Selected in the first round (14th overall) of the 2005 college draft on April 23, 2005.

GP/GS: Career (30/15) [3/0]; 2006 (14/14); 2005 (16/1) [3/0].

2006: Started 14 games and was inactive for two contests...Finished second on team with 96 tackles in his first season as a starter at outside linebacker...Recorded 1.5 sacks, 11 quarterback hurries, four passes defended and one forced fumble...Posted five tackles on special teams...Efforts contributed to defense that allowed only 3,000 net passing yards, which ranks as the second-fewest ever surrendered in team history behind the team record of 2,993 given up in 2002...Key member of a defensive unit that finished seventh in the NFL in total defense and tied for eighth in scoring defense, allowing 19.1 points per game...Helped unit rank 11th in the League in rushing yards per game, third in third-down efficiency and seventh in sacks per pass play...41 sacks by defense is the fourth-highest amount in team history...Helped defense limit opponents to less than 100 yards rushing in nine contests...Member of punt coverage unit that helped punter Jason Baker lead the NFC, rank third in the NFL and establish a team record for the second consecutive year with a career-high 39.0 net average...Left contest at Baltimore (10/15) with injured ribs that caused him to be inactive at Cincinnati (10/22)...Inactive in the season finale at New Orleans (12/31) with an injured shoulder...**At**

DAVIS



PANTHERS TALE

Despite playing eight different positions on the football field in high school, Thomas spent most of his senior year with only one scholarship offer. He didn't draw much interest from the Georgia Bulldogs until former defensive coordinator Brian VanGorder saw Thomas play in a varsity basketball game. After watching Thomas play for five minutes, VanGorder offered Thomas a scholarship immediately. "The thing I remember the most was he was on offense, and there was a turnover, and he planted and turned around and ran back so quick," said VanGorder. "I was like, 'Wow'. I was dumbfounded."

Tampa Bay (9/24): Ranked second on defense with seven tackles, one quarterback hurry and two passes defended...**Vs. Cleveland (10/8):** Led defense with 11 tackles, including 10 solo...**Vs. Dallas (10/29):** Established a single-game best with 12 tackles...**Vs. Tampa Bay (11/13):** Tied for team lead with nine tackles, including eight solo, and three quarterback hurries...**Vs. St. Louis (11/19):** Sacked Rams quarterback Marc Bulger in the second quarter for a six-yard loss and teamed with Chris Draft to sack Bulger for an eight-yard loss in the third quarter.

2005: Appeared in all 16 contests with one start...Tallied 28 tackles, 1.5 sacks, five quarterback hurries and one forced fumble on defense...Registered 10 tackles and one forced fumble on special teams...Key reserve on defense that finished third in the NFL in yards allowed per game, the team's second-highest ranking ever behind the 2002 unit that ranked second...Member of punt coverage unit that ranked fifth in opponents' punt return average...Split time between safety and linebacker...**POSTSEASON:** Played in all three contests...Contributed four tackles and one sack...Notched one special teams tackle...**Vs. New Orleans (9/11):** Earned first NFL start in season opener...Started at strong safety...Only rookie starter...**Vs. New England (9/18):** Tackled Patriots quarterback Tom Brady for first NFL sack...**At Arizona (10/9):** Forced fumble by Cardinals wide receiver Anquan Boldin...Fumble recovered and returned 24 yards by Ken Lucas to set up touchdown that narrowed Cardinals deficit to 20-17...**At New Orleans (12/18):** Forced fumble on special teams...**At Atlanta (12/4):** Received significant action on defense...Registered a half-sack of Falcons quarterback Michael Vick...Helped limit the Falcons to six points...**NFC Wild Card at New York Giants (1/8):** Produced sack of Giants quarterback Eli Manning...Part of defensive effort that held scoreless a Giants offense that ranked third in the NFL in points per game...Panthers became the first team to register a shutout on the road in the playoffs since 1980 when the Los Angeles Rams posted a 9-0 victory at Tampa Bay (1/5/80) in the 1979 NFC championship...Carolina shutout was third in team history, matching 24-0 victory versus Tampa Bay (12/1/96) and 13-0 win at New Orleans (10/19/97).

COLLEGE: Ended career with 272 tackles, 10.5 sacks, three interceptions, and 17 tackles for loss...Entered draft following junior season...Earned starts in 25 of the 39 games he played at Georgia...Contributed as a free safety and linebacker...**2004 (Jr.):** Unanimous first-team All-SEC selection...First-team All-America by The Sporting News and the American Football Coaches Association...Semifinalist for the Bednarik Award, given to the nation's top defensive player...Started 10 games at free safety and led the Bulldogs in tackles with 81 for the second consecutive season...Collected three sacks, five tackles for loss, three forced fumbles and one interception on the season...**2003 (So.):** Consensus All-America choice...Entered the season as a linebacker but injuries in the secondary forced him to shift to safety before the season opener...Recorded a career-high 138 tackles with 4.5 sacks and 12 quarterback pressures...Recipient of the team's Iron Man Award, presented to a player who "shows up every day for work, never late, and strains his potential in every endeavor"...Contributed to a defense that ranked second in the nation in scoring defense, fourth in total defense and sixth in passing defense...**2002 (Fr.):** Saw action in every contest at free safety and outside linebacker...Started four games, two at each position...Totaled 61 tackles, three sacks, four tackles for loss, 11 quarterback pressures, three fumble recoveries and one interception...Earned first college start versus Clemson...Collected his first career interception versus Alabama...**2001:** Redshirted as a true freshman.

PERSONAL: All-State honorable mention by the Atlanta Journal-Constitution at Randolph-Clay HS in Shellman, GA...Played every position on the field at various times during his career...Led the region in scoring as a senior with 108 points in the regular season...Played basketball and ran track...Consumer Economics major...Fiancee: Kelly...Son: Denim...Thomas Antonio Davis.

CAREER

Thomas Davis

STATISTICS

Year	Team	GP/GS	Tot	T	A	Sack	Yds	INT	Yds	Lg	TD	PD	FF	FR	Yds
2005	Carolina	16/1	28	18	10	1.5	13	0	0	-	0	0	2	0	0
2006	Carolina	14/14	96	73	23	1.5	10	0	0	-	0	4	1	0	0
Totals		30/15	124	91	33	3.0	23	0	0	-	0	4	3	0	0

POSTSEASON

Year	Team	GP/GS	Tot	T	A	Sack	Yds	INT	Yds	Lg	TD	PD	FF	FR	Yds
2005	Carolina	3/0	4	4	0	1.0	7	0	0	-	0	0	0	0	0
Totals		3/0	4	4	0	1.0	7	0	0	-	0	0	0	0	0

ADDITIONAL STATISTICS

SPECIAL TEAMS TACKLES: 2005 (10-10-0) [1-1-0]; 2006 (5-5-0).

SINGLE-GAME CAREER HIGHS

TACKLES	12	vs Dallas (10/29/06)
FORCED FUMBLES	1	three times, most recently vs Atlanta (9/10/06)
SACKS	1.5	vs St. Louis (11/19/06)

DAVIS GAME-BY-GAME STATISTICS

2006 CAROLINA

Date	Opp	W/L	P/S	T	S	A	SACK	QBP	FR	FF	PD	INT	YDS	LG	TD
09/10	ATLANTA	L	S	6	4	2	-	1	-	1	-	-	-	-	-
09/17	@Minnesota	L	S	6	3	3	-	-	-	-	-	-	-	-	-
09/24	@Tampa Bay	W	S	7	6	1	-	1	-	-	2	-	-	-	-
10/01	NEW ORLEANS	W	S	6	4	2	-	-	-	-	-	-	-	-	-
10/08	CLEVELAND	W	S	11	10	1	-	-	-	-	-	-	-	-	-
10/15	@Baltimore	W	S	2	2	-	-	1	-	-	-	-	-	-	-
10/22	@Cincinnati	L	-	-	-	-	INACTIVE/RIBS			-	-	-	-	-	-
10/29	DALLAS	L	S	12	8	4	-	-	-	-	-	-	-	-	-
11/13	TAMPA BAY	W	S	8	5	3	-	2	-	-	-	-	-	-	-
11/19	ST. LOUIS	W	S	10	9	1	1.5	2	-	-	-	-	-	-	-
11/26	@Washington	L	S	5	3	2	-	-	-	-	1	-	-	-	-
12/04	@ Philadelphia	L	S	7	7	-	-	1	-	-	-	-	-	-	-
12/10	NEW YORK GIANTS	L	S	8	5	3	-	2	-	-	1	-	-	-	-
12/17	PITTSBURGH	L	S	4	3	1	-	-	-	-	-	-	-	-	-
12/24	@Atlanta	W	S	4	4	-	-	1	-	-	-	-	-	-	-
12/31	@New Orleans	W	-	-	-	-	INACTIVE/SHOULDER			-	-	-	-	-	-
TOTALS			14/4	96	73	23	1.5	11	0	1	4	0	0	0	0

2005 CAROLINA

Date	Opp	W/L	P/S	T	S	A	SACK	QBP	FR	FF	PD	INT	YDS	LG	TD
09/11	NEW ORLEANS	L	S	6	4	2	-	-	-	-	-	-	-	-	-
09/18	NEW ENGLAND	W	P	1	1	-	1.0	-	-	-	-	-	-	-	-
09/25	@ Miami	L	P	-	-	-	-	-	-	-	-	-	-	-	-
10/03	GREEN BAY	W	P	-	-	-	-	1	-	-	-	-	-	-	-
10/09	@ Arizona	W	P	3	2	1	-	-	-	1	-	-	-	-	-
10/16	@ Detroit	W	P	3	2	1	-	-	-	-	-	-	-	-	-
10/30	MINNESOTA	W	P	-	-	-	-	1	-	-	-	-	-	-	-
11/06	@ Tampa Bay	W	P	1	1	-	-	-	-	-	-	-	-	-	-
11/13	NEW YORK JETS	W	P	3	2	1	-	-	-	-	-	-	-	-	-
11/20	@ Chicago	L	P	-	-	-	-	-	-	-	-	-	-	-	-
11/27	@ Buffalo	W	P	-	-	-	-	-	-	-	-	-	-	-	-
12/04	ATLANTA	W	P	4	1	3	0.5	1	-	-	-	-	-	-	-
12/11	TAMPA BAY	L	P	-	-	-	-	-	-	-	-	-	-	-	-
12/18	@ New Orleans	W	P	3	1	2	-	1	-	-	-	-	-	-	-
12/24	DALLAS	L	P	1	1	-	-	-	-	-	-	-	-	-	-
01/01	@ Atlanta	W	P	3	3	-	-	1	-	-	-	-	-	-	-
TOTALS			16/1	28	18	10	1.5	5	0	1	0	0	0	0	0

POSTSEASON

01/08	@ N.Y. Giants	W	P	1	1	-	1.0	-	-	-	-	-	-	-	-
01/15	@ Chicago	W	P	2	2	-	-	-	-	-	-	-	-	-	-
01/22	@ Seattle	L	P	1	1	-	-	-	-	-	-	-	-	-	-
TOTALS			3/0	4	4	0	1.0	0	0	0	0	0	0	0	0



Jake DELHOMME

quarterback

17

6-2 • 215 • Louisiana-Lafayette

Birthdate:.....1/10/75

Hometown:.....Breaux Bridge, LA

High School:.....Teurlings Catholic

NFL:.....9th Season

Panthers:.....5th Season

How Acquired:.....UFA '03 (NO)



PRO CAREER

- **AMONG PANTHERS ALL-TIME LEADERS:** Franchise leader among quarterbacks with 60 regular season starts, surpassing the previous mark of 51 by Steve Beuerlein from 1996-2000...Established team record for consecutive starts by a quarterback with 59, the fourth-longest active streak among quarterbacks at the time...Streak ended versus the New York Giants (12/10/06) when he was inactive with an injured right thumb...Ranks first in team history with 1,848 pass attempts, 1,101 completions, 13,331 passing yards and 89 touchdown passes...Tied with Steve Beuerlein for the most 300-yard passing games in club history with eight...59.58 completion percentage ranks second behind Beuerlein, who accumulated a 60.41 completion percentage from 1996-2000.
- **REGULAR SEASON HIGHLIGHTS:** Only quarterback in team history to start three consecutive season openers...First quarterback in club history to appear in four consecutive season openers after starting in 2006, 2005 and 2004 and relieving Rodney Peete to begin the second half of the 2003 opener.
- Has engineered his 13th career game-winning drives (including the playoffs) that put Carolina ahead for good in the fourth quarter or overtime... Includes nine game-winning drives in final two minutes or overtime.
- Established a team single-game record and career-high with an 85.19 completion percentage on 23-of-27 passing at New Orleans (12/31/06), bettering his previous team mark of 82.86 completion percentage on 29-of-35 passing versus Detroit (12/21/03).
- 61.02 completion percentage in 2006 stands as second-highest single-season mark in team history behind Steve Beuerlein's 62.97 mark in 1998.
- 11 victories in 2005 are the most ever by a Carolina starting quarterback, surpassing the 10 he registered in 2003.
- Only player in team history to pass for more than 3,000 yards in three consecutive seasons, accomplishing the feat from 2003-2005.
- Passed for 3,886 yards and 29 touchdowns in 2004, the second-highest single-season totals in team history.
- Established career-highs with 143.4 quarterback rating and four touchdown passes on 19-of-24 passing for 214 yards at Tampa Bay (12/26/04).
- Since the inception of free agency in 1993, is the second unrestricted free agent quarterback



PANTHERS TALE

In 2005, Jake donated \$1000 for each touchdown pass he threw to United Way of Acadiana. The donations benefited victims of Hurricane Rita in southwestern Louisiana. Bojangles Restaurants matched Jake's contributions.

to take his team to a conference championship game and Super Bowl in his first season with the club, joining Trent Dilfer, who guided the Baltimore Ravens to Super Bowl XXXV in 2000.

- Engineered seven drives during the 2003 regular season in which Carolina scored the decisive points inside the game's final two minutes of regulation or overtime, a total that led all NFL quarterbacks.

POSTSEASON: In seven postseason games, has completed 113-of-192 passes for 1,642 yards and 11 touchdowns with five interceptions for a 95.0 passer rating, which ranks third in NFL history behind Joe Montana's 104.8 and Bart Starr's 95.6...Owns 5-2 postseason record...Generated passer rating of 100 or better in five of seven postseason starts...First quarterback in NFL history to guide team to four consecutive postseason road victories...Four postseason road wins tie Roger Staubach (4-1) and Len Dawson (4-1) for most in NFL history...One of four quarterbacks in NFL history to throw a touchdown pass in first seven postseason contests, joining Dan Marino (13 consecutive games), Bernie Kosar (eight) and Kurt Warner (seven)...Completed 45 postseason passes for 739 yards and six touchdowns to wide receiver Steve Smith.

- Earned first career Pro Bowl selection in 2005.
- Ended 2003 postseason with a passer rating of 106.1, the highest for a quarterback making his first postseason appearance (minimum three postseason starts) since 1985 when New England's Tony Eason recorded a rating of 119.0 and Chicago's Jim McMahon notched a rating of 106.6.
- Super Bowl XXXVIII passer rating of 113.6 was the highest for a quarterback starting his first Super Bowl since San Francisco's Steve Young posted a passer rating of 134.8 in 1995 in Super Bowl XXIX. Young's performance also marked the last time a quarterback had a quarterback rating higher than Delhomme's in any Super Bowl.
- Won World Bowl Championship with the Frankfurt Galaxy of NFL Europe in 1999.

TRANSACTIONS: Signed to contract extension by Carolina (6/17/04)...Signed as an unrestricted free agent by Carolina (3/7/03)...Signed as a free agent by New Orleans (11/24/99)...Waived by New Orleans (9/5/99)...Signed to practice squad by New Orleans (10/19/98)...Waived by New Orleans (10/14/98)...Signed to practice squad by New Orleans (11/19/97)...Waived by New Orleans (8/18/97)...Signed as an undrafted free agent by New Orleans (6/10/97).

GP/GS: Career (67/62) [7/7]; 2006 (13/13); 2005 (16/16) [3/3]; 2004 (16/16); 2003 (16/15) [4/4]; 2002 (4/0); 2001 (0/0); 2000 (0/0) [0/0]; 1999 (2/2); 1998 (0/0).

2006: Opened the season as the starting quarterback, marking the first time in team history that Carolina fielded the same starting quarterback in three consecutive season openers...Completed 263-of-431 passes for 2,805 yards and 17 touchdowns with 11 interceptions for passer rating of 82.6...61.02 completion percentage stands as the second-highest mark in team history for a single season, surpassing his previous career-high of 60.2 in 2005...Became team's all-time leader with 60 regular season starts and 35 victories by a quarterback...Established a team record for the most consecutive pass attempts without an interception with 150, bettering the previous mark of 119 set by Steve Beuerlein in 1999...Streak ended when he was intercepted by safety Dawan Landry at Baltimore (10/15), which marked his first interception since the fourth quarter of the regular season opener versus Atlanta (9/10)...Tied a club mark with his eighth career 300-yard passing game, previously accomplished by Beuerlein from 1996-2000...Saw his streak of 59 consecutive starts end after suffering a thumb injury at Philadelphia (12/4)...Was inactive for three contests with an injured thumb.

GAME HIGHLIGHTS - Vs. Atlanta (9/10): Appeared in fourth consecutive season opening contest, becoming the first quarterback in team history to accomplish that feat.

At Tampa Bay (9/24): Engineered 12th career game-winning drive (including the playoffs) that put Carolina ahead for good in the fourth quarter or overtime, directing the offense 48

yards on eight plays in 1:39...Marked ninth game-winning drive in final two minutes or overtime ...During the game-winning drive, completed one-of-four-passes for 18 yards and kept the drive alive by rushing for 12 yards on fourth-and-seven to set up John Kasay's game-winning 46-yard field goal with two seconds left.

Vs. New Orleans (10/1): Engineered 13th career game-winning drive (including the playoffs) that put the team ahead for good in the fourth quarter or overtime, directing the Panthers 91 yards on 12 plays in 6:18...During the game-winning possession, completed six-of-seven-passes for 57 yards, capped by a four-yard touchdown pass to wide receiver Drew Carter.

Vs. Cleveland (10/8): Established a team record for the most consecutive pass attempts without an interception with 146, bettering the previous mark of 119 set by Steve Beuerlein in 1999.

At Baltimore (10/15): Passed for a career-high 365 yards, the fourth-highest single-game total in team history...Tied a team record with his eighth career 300-yard passing game, previously accomplished by Steve Beuerlein from 1996-2000, and bettered his previous best of 362 yards, achieved versus Tennessee (10/19/03)...Had his team record of 150 consecutive pass attempts without an interception end when he was picked off by safety Dawan Landry in the first quarter, which marked his first interception since the fourth quarter of the regular season opener versus Atlanta (9/10/06).

Vs. St. Louis (11/19): Directed offense to a season-high 411 total yards, including a team-record 242 yards rushing...Became the Panthers all-time leader with 1,746 pass attempts, surpassing Steve Beuerlein, who attempted 1,723 passes from 1996-2000.

At Washington (11/26): Became the Panthers all-time leader with 1,056 completions and 12,855 passing yards, surpassing Steve Beuerlein, who completed 1,041 passes and passed for 12,690 yards from 1996-2000.

At Philadelphia (12/4): Suffered a thumb injury in the second-half, which caused him to miss the next three contests.

At New Orleans (12/31): Returned to the starting lineup after missing three weeks with a thumb injury and established a team single-game record and career high with an 85.19 completion percentage on 23-of-27 passing, bettering his previous team mark and career best of an 82.86 completion percentage on 29-of-35 passing versus Detroit (12/21/03).

2005: Joined Steve Beuerlein as the only quarterbacks in Panthers history to start 16 games in two consecutive seasons...Completed 262-of-435 passes for 3,421 yards and 24 touchdowns, the third-highest total in team history, with 16 interceptions for passer rating of 88.1...11 regular season victories, the most ever by a Carolina starting quarterback, surpassing the 10 he registered in 2003...Established career-highs with 60.2 completion percentage and 88.1 passer rating, which ranked fourth in the NFC...Became team's all-time leader with 47 consecutive starts and 28 victories by a quarterback...Helped wide receiver Steve Smith earn the "triple crown" for wide receivers as he led the League in receiving yards and tied for the NFL lead in catches and touchdown receptions...Aided Smith in setting team single-season records with 103 receptions and 1,563 receiving yards...Directed offense that ranked sixth in the NFL in third-down efficiency with a 42.2 percent conversion rate and eighth in scoring with an average of 24.4 points per game, the second highest average in team history...26 give-aways by the offense tied for the second fewest in team history, previously achieved in 2004, behind the 25 turnovers in 1996.

POSTSEASON: Started all three postseason games...Completed 54-of-90 passes for 655 yards and five touchdowns with four interceptions for a passer rating of 82.4...Only undrafted quarterback in the NFL to play during the postseason...Generated passer rating of 100 or better in two of three games... First quarterback in Panthers history to direct team to playoffs in two seasons...Became first quarterback in NFL history to guide team to four consecutive postseason road victories...Four postseason road wins ties Roger Staubach (4-1) and Len Dawson (4-1) for most in NFL history...One of four quarterbacks in NFL history to throw a touchdown pass first seven postseason contests, joining Dan Marino (13 consecutive games), Bernie Kosar (eight) and Kurt Warner (seven).

PRO BOWL: Earned first career Pro Bowl selection...Second quarterback in team history

chosen, joining Steve Beuerlein in 1999...One of four Panthers selected, joining wide receiver Steve Smith, defensive end Julius Peppers and guard Mike Wahle...Third consecutive season that four Carolina players were chosen to the Pro Bowl...Selection of Delhomme and Smith marked second time in team history that a quarterback and wide receiver were chosen in the same season...Beuerlein and Muhsin Muhammad were selected in 1999...Second time in team history that three offensive players were chosen...Beuerlein, Muhammad and tight end Wesley Walls were selected in 1999.

GAME HIGHLIGHTS - Vs. New Orleans (9/11): Became first quarterback in team history to play in three consecutive season-openers...Started 2004 season opener versus Green Bay (09/13/04) and relieved Rodney Peete to start the second half in 2003 season opener versus Jacksonville (09/08/03).

At Arizona (10/9): Engineered game-winning drive in the fourth quarter to help team overcome 10-point deficit...Completed 18-of-29 passes for 243 yards and two touchdowns with one interception...Completed four-of-five passes for 55 yards during the decisive 94-yard drive, capped by a four-yard touchdown pass to wide receiver Steve Smith with 6:54 remaining in the game...Marked 10th career game-winning drive that put the team ahead for good in the fourth quarter or overtime, including the playoffs.

At Detroit (10/16): 80-yard touchdown pass to Steve Smith marked third-longest completion in team history and the second-longest pass of his career, including the playoffs, behind an 85-yard touchdown pass to Muhsin Muhammad in Super Bowl XXXVIII against New England (2/1/04).

Vs. Minnesota (10/30): Completed 21-of-30 passes for 341 yards and three touchdowns with no interceptions to compile a 141.1 passer rating...Eighth-career 300-yard passing effort, including the playoffs...Marked second-highest single-game totals of his career for passing yards and passer rating...341 passing yards bettered only by 362 yards registered versus Tennessee (10/19/03)...141.1 passer rating surpassed only by 143.4 rating produced at Tampa Bay (12/26/04).

Vs. New York Jets (11/13): Set team mark for quarterbacks with 24th victory as a starter, bettering the record of 23 by Steve Beuerlein.

At Buffalo (11/27): Threw for 191 yards and one touchdown with no interceptions on 20-of-27 passing to compile a 105.6 passer rating...Directed team to second game-winning drive of the season in which Panthers scored decisive points in the fourth quarter or overtime...11th game-winning drive of career, including the playoffs...Completed five-of-six-passes for 41 yards during decisive 68-yard drive, culminated that was capped by a three-yard touchdown pass to tight end Michael Gaines with 2:16 remaining.

At New Orleans (12/18): Established team record for quarterbacks with 45th consecutive regular season start...Surpassed mark of 44 established by Steve Beuerlein from 1998-2000.

NFC Wild Card at New York Giants (1/8): Completed 15-of-22 passes for 140 yards and one touchdown with no interceptions to produce a 100.6 passer rating...Directed offense to a turnover-free game during the postseason, matching the unit's 2003 efforts versus Dallas (1/03/04) and at Philadelphia (1/18/04)...Notched passer rating of 100 or better for the first time in five postseason starts.

NFC Divisional Playoffs at Chicago (1/15): Completed 24-of-33 passes for 319 yards and three touchdowns with one interception to compile a 120.6 passer rating...Produced second career 300-yard postseason passing effort...Directed offense that produced 29 points and 434 total net yards against Chicago defense that allowed a League-low 12.9 points per game and ranked second in the NFL in yards allowed per game...Registered first 300-yard postseason game with 323 yards passing in Super Bowl XXXVIII versus New England (2/1/04)...Posted passer rating of 100 or better for the fifth time in six postseason starts...Passer rating of 108.4 after first six postseason starts stands as the highest since 1994 when Dallas' Troy Aikman posted a 115.7 passer rating...108.4 passer rating after first six postseason starts ranks third all-time behind Aikman and Washington's Joe Theismann...Became first quarterback in NFL history to earn four consecutive postseason road wins...One of three quarterbacks in NFL history to win four postseason road games overall, joining Len Dawson and Roger Staubach...Helped Panthers equal NFL record with four consecutive road wins in the playoffs, previously accomplished by

the Dallas Cowboys from 1975-81...Panthers became only fourth team since 1990 to win an NFL Divisional Playoff game on the road...Second such occurrence for Delhomme, who contributed to Panthers 29-23 double-overtime victory in NFC Divisional Playoffs at St. Louis (1/10/04).

2004: Started all 16 games for the first time in his career...Completed 310-of-533 passes for 3,886 yards and 29 touchdowns with 15 interceptions to produce a quarterback rating of 87.3...Registered four 300-yard passing games...Rushed 25 times for 71 yards and a touchdown...Ranked fourth in the NFC in touchdown passes, passing yards, pass attempts and completions...Directed offense that ranked fourth in the NFL with 60 pass plays of 20 or more yards...Performed behind offensive line that fielded five different starting combinations during the regular season and had only one player, center Jeff Mitchell, who started at the same position in 2003...Guided unit that averaged 326.6 yards per game, the second-highest amount in team history, trailing only 355.4 yards averaged in 1999...3,886 passing yards and 29 touchdown passes stand as the second-highest single-season totals in team history behind Steve Beuerlein's 1999 marks of 4,436 passing yards and 36 touchdowns...533 passing attempts and 310 completions and 7.29 yards per pass attempt rank as the third-highest in team history...2.8 interception percentage rates as the third-lowest in team annals...Became second player in team history to surpass 3,000 yards passing in two consecutive seasons, joining Beuerlein, who achieved the feat in 1999 and 2000...Played last seven contests of the season with a hairline fracture in his right thumb.

DURING SECOND HALF OF SEASON: Beginning with Carolina's 37-27 win at San Francisco (11/14) in Week 10 that ended the Panthers six-game losing streak, completed 150-of-248 passes for 2,034 yards and 17 touchdowns with just four interceptions for a quarterback rating of 102.8 in the last eight games, which ranked fourth in the NFL...Posted a passer rating of 100 or more in five of those contests...Triggered Panthers offense that registered 36 pass plays of 20 or more yards, a total that led the NFL, and averaged 28.9 points per game, a figure that ranked fourth in the League...Performance helped team overcome 1-7 start and post victories in six of the final eight games...Of the 28 teams that began season by losing seven of their first eight games since 1990, the Panthers became only the third one to finish with seven victories, an accomplishment last recorded by Cincinnati and Atlanta in 1997.

GAME HIGHLIGHTS – At San Francisco (11/14): Threw for 303 yards and three touchdowns on 19-of-34 passing with no interceptions to compile a quarterback rating of 115.2...Guided offense to 34 second-half points, the second-highest total in team history as Carolina ended a six-game losing streak...Panthers rallied from a 17-point second-quarter deficit to win, matching the biggest comeback in team history...Previously, Carolina trailed 17-0 versus Jacksonville (09/07/03) before coming back to win 24-23...Delhomme led the decisive drives in the Jaguars contest, replacing Rodney Peete in the second half...All three touchdown passes occurred in second half on tosses of 40, four and 26 yards to wide receiver Muhsin Muhammad...300-yard contest marked his second of the season and fifth of his career, including the playoffs...Second game of season in which he posted passer rating greater than 100.

Vs. Tampa Bay (11/28): Completed 14-of-21 passes for 213 yards and two touchdowns with one interception to produce passer rating of 111.8...Generated game-winning drive that began with 1:48 remaining and no timeouts...Completed all four of his pass attempts for 69 yards, including a game-winning 40-yard touchdown pass to wide receiver Keary Colbert...Effort marked eighth career drive in which he directed Carolina to the game-winning points inside the final two minutes of regulation or in overtime...Second contest in last three games that he registered passer rating of 100 or more...First scoring pass was 24 yards to Colbert.

At Tampa Bay (12/26): Completed 19-of-24 passes for 214 yards and a career-high four touchdowns with no interceptions to compile a career-best 143.4 passer rating...Touchdown passes were 15 and six yards to Muhammad, four yards to Colbert and two yards to tight end Mike Seidman...Established single-game career highs with four touchdown passes and 143.4 passer rating...Four touchdown passes eclipsed his previous best of three, accomplished five times, including the postseason, and most recently at San Francisco (11/14/04)...Four touchdown passes were one shy of Steve Beuerlein's team record of five set versus New Orleans (01/02/00)...Produced a 79.17 completion percentage, the third-highest in team history

You see a great interception.



We see broken ribs.

We love watching a great play, but what really excites us is helping people get back to the top of their game.



Carolinas Medical Center

www.carolinasmedicalcenter.org

**Official Healthcare Provider
of the Carolina Panthers**

behind his team-record 82.86 mark on 29-of-35 passing versus Detroit (12/21/03)...Fifth contest in which he posted a passer rating of more than 100.

2003: First season as starter...Started 15-of-the-16 games he played...Completed 266-of-449 passes for 3,219 yards and 19 touchdowns with 16 interceptions to produce an 80.6 passer rating...Rushed 42 times for 39 yards...Guided Carolina to 10 wins, the most victories ever recorded by a Carolina starting quarterback in the regular season, surpassing the nine registered by Kerry Collins in 1996...Record does not include the opening game versus Jacksonville (9/7) when he directed Panthers to come-from-behind triumph...Panthers had to overcome second-half deficit in eight of those victories...3,219 yards passing made him the second quarterback in team history to pass for more than 3,000 yards in a season, joining Steve Beuerlein, who eclipsed the figure in 1999 and 2000...Completed 77-of-131 passes for 1,009 yards and seven touchdowns with four interceptions during the fourth quarter for an 88.2 passer rating that ranked fifth in the NFC...Seven touchdown passes in the final period tied for second in the conference behind Tampa Bay's Brad Johnson, who recorded 11...7.17 yards per pass attempt ranked fourth in the NFC...Completed 25-of-37 passes for 267 yards and two touchdowns for a quarterback rating of 106.5 during the preseason...Versus Pittsburgh (8/29) in preseason finale, connected on all 11 of his pass attempts for 123 yards and two touchdowns...Ranked third in the NFC for passer rating...Ending his streak of two consecutive preseasons as the NFC's highest rated passer...Produced quarterback rating of 110.6 in 2002 and 112.4 in 2001.

POSTSEASON: Started all four postseason games...Produced 106.1 passer rating on 59-of-102 passing for 987 yards and six touchdowns with one interception... Ended first career postseason ranked first in the NFC and second in the NFL in passer rating...Led League in passing yards...Passer rating of 106.1 was the highest for a quarterback making his first postseason appearance (minimum three postseason starts) since 1985 when New England's Tony Eason recorded a rating of 119.0 and Chicago's Jim McMahon notched a rating of 106.6...Passer rating of 106.1 after his first four postseason starts was the highest since 1994 when Dallas' Troy Aikman posted a 119.7 rating and L.A. Raiders quarterback Jeff Hostetler registered a 109.3 rating...987 passing yards were the most recorded by a quarterback during the postseason since 1999 when St. Louis' Kurt Warner threw for 1,063 yards.

GAME-WINNING DRIVES: Led NFL quarterbacks with seven drives during the regular season in which Carolina scored the decisive points inside the game's final two minutes of regulation or overtime...New England's Tom Brady was second with five... Game-winning drive is defined as a drive that puts team ahead for good in the fourth quarter or overtime...Completed 75.9 percent of his attempts on 22-of-29 passing for 236 yards and two touchdowns during those possessions for a 122.2 passer rating...Total does not include decisive drive in second overtime of NFC Divisional Playoffs at St. Louis (1/10) that ended with 69-yard touchdown pass to Steve Smith...Completed five-of-eight passes for 45 yards during Carolina's decisive possession versus Jacksonville (9/7) in the regular season opener, ending it with a fourth-down, 12-yard touchdown to Ricky Proehl with 16 seconds left in the contest in 24-23 victory...Completed five-of-six attempts for 78 yards versus Tampa Bay (11/9), capping it with a five-yard touchdown pass to Steve Smith with 1:06 left in the game in 27-24 win...Trailing Washington 17-13 with 4:19 remaining, he completed three-of-four passes for 62 yards on a possession that ended with a three-yard touchdown run by Stephen Davis versus Washington (11/16)... With contest tied at 17 and 1:09 remaining at Arizona (12/14), he completed six-of-eight passes for 54 yards to put the team in position for John Kasay's game-winning field goal with four seconds left in the contest that clinched the NFC South Division title...Efforts helped Carolina tie NFL records with seven wins by three points or fewer in a season and three overtime victories in a season...Panthers won nine games by seven points or fewer, one game shy of the NFL record of 10 set by the Houston Oilers in 1978... Four overtime contests are the most in team history for one season...Prior to 2003, Carolina had lost its last four games that went into overtime.

GAME HIGHLIGHTS - Vs. Jacksonville (9/7): Inserted at quarterback for Rodney Peete to start the second half... Completed 12-of-20 passes for 122 yards and three touchdowns with two interceptions... With Panthers trailing 23-18 with 3:34 remaining in the game, completed

five-of-eight passes for 45 yards...Culminated drive with fourth-down, 12-yard touchdown pass to Ricky Proehl with 16 seconds remaining to give Carolina 24-23 lead...Threw a 13-yard touchdown pass to wide receiver Muhsin Muhammad on his first pass attempt for the Panthers...Last time a Panthers quarterback tallied three touchdown passes in a contest occurred with Rodney Peete versus Cincinnati (12/8/02)...Helped rally Panthers from a 17-0 second-half deficit to win 24-23, the biggest comeback in team history... Panthers scored all 24 of their points in the second half, including 17 in the fourth quarter...Most points ever tallied by the Panthers in the final quarter, bettering their previous high of 15 versus Cincinnati (12/8/02)...Previously, the biggest deficit Carolina overcame to win was 14 points (Panthers trailed versus Atlanta 14-0 on 12/17/95 before rallying to defeat the Falcons 21-17).

Vs. Atlanta (9/28): Completed 17-of-27 passes for 168 yards and one touchdown with no interceptions to compile a 92.8 quarterback rating...His first start for Carolina and his second career start at Ericsson Stadium...Started at Ericsson Stadium for New Orleans versus Carolina (1/2/00) in his second career NFL start.

Vs. Tennessee (10/19): Threw for 362 yards and two touchdowns on 31-of-49 passing... Totals included 67-yard touchdown to Steve Smith that was Carolina's longest offensive play of the regular season...First career 300-yard passing effort...Established career highs for completions and passing yards...31 completions and 362 passing yards ranked second and fourth respectively in team history for a single game...49 pass attempts matched his total versus Carolina (1/2/00), recorded while he was with New Orleans.

Vs. Tampa Bay (11/9): Completed 20-of-32 passes for 277 yards and two touchdowns with two interceptions to compile an 85.0 quarterback rating... With Carolina trailing 24-20 and 2:41 remaining in the game, Delhomme completed five-of-six attempts for 78 yards during game-winning drive...Capped possession with five-yard touchdown pass to Smith with 1:06 remaining...First touchdown pass was a 66-yarder to Ricky Proehl...Marked fifth time of the season he directed team to decisive points inside the game's final two minutes of regulation or overtime...277 passing yards represented an NFC-high for Week 10 among winning quarterbacks...85.0 passer rating was the third highest posted by an opposing quarterback against the Buccaneers defense during 2003 season, ranking behind Peyton Manning (101.9) and Jeff Garcia (90.2).

Vs. Washington (11/16): Completed 20-of-30 passes for 317 yards with two interceptions to compile a 73.9 quarterback rating... Ran for a one-yard touchdown...First rushing touchdown since scoring on a nine-yard run versus Carolina (1/2/00) while with New Orleans...317 passing yards was second-highest total of the season and of his career...Second career 300-yard passing game...With the Panthers trailing 17-13 and 4:19 remaining, completed three-of-four passes for 62 yards on a possession that ended with a three-yard touchdown run by Stephen Davis...One completion during decisive drive was fourth-down pass to Davis for 25 yards and another was 30-yarder to Smith to Washington's 7-yard line that put Panthers in position for touchdown...Marked second consecutive game and the sixth contest of the season in which Delhomme engineered game-winning drive that produced the decisive points in the final two minutes of regulation or overtime.

Vs. Philadelphia (11/30): Compiled season-high 107.8 passer rating on 18-of-29 passing for 216 yards and two touchdowns...Marked fifth start of season in which he did not throw an interception.

At Arizona (12/14): Threw for 236 yards and one touchdown on 20-of-32 passing with one interception...Guided Carolina to winning points in the final two minutes or overtime for the seventh time of season and helped team overcome a fourth-quarter deficit... Completed 11-of-15 passes for 125 yards and a touchdown for a 120.1 quarterback rating in the final period... With the game tied at 17, 1:09 remaining and one timeout, completed six-of-eight passes for 54 yards to put the team in position for John Kasay's game-winning field goal with four seconds remaining...Victory clinched NFC South Division title.

Vs. Detroit (12/21): Established team record with an 82.86 completion percentage on 29-of-35 passing for 260 yards and two touchdowns with one interception for a 104.8 quarterback rating... Completion percentage bettered the previous team mark of 80.77 set by Steve Beuerlein at St. Louis (11/22/98)...Completed 15-of-16 passes for 175 yards and two touch-

downs with one interception during the first half while directing Carolina to a 17-0 lead.

NFC Wild Card vs. Dallas (1/3): Started and appeared in first playoff game...Completed 18-of-29 passes for 273 yards and one touchdown for a 104.5 passer rating...Included was 70-yard completion to Steve Smith that set up team's first score...104.5 quarterback rating was the best by a quarterback in the playoffs against the NFL's top-ranked defense since 1996 when Brett Favre posted a 132.9 rating for Green Bay versus San Francisco (01/06/96)...380 yards of total offense against the Cowboys defensive unit were also the most in the playoffs against a defense that ended the season ranked first in the NFL since San Francisco amassed 415 yards against the Cowboys top-ranked unit (01/17/93)...Part of a team effort in which Carolina did not commit a turnover or a penalty, marking the first time since the Pittsburgh Steelers in Super Bowl X (01/18/76) that a team played a postseason game without committing a turnover or a penalty...Smith registered 135 yards and a touchdown on five catches, Muhammad produced 103 yards on four catches and Davis rushed for 104 yards and touchdown on 26 carries, marking the first time since 1991 that a team had two 100-yard receivers and a 100-yard rusher in the same game during the postseason (Buffalo's Andre Reed registered 122 yards receiving, James Lofton produced 149 yards receiving and running back Thurman Thomas rushed for 117 yards for Buffalo versus Miami on 01/12/91).

NFC Divisional Playoffs at St. Louis (1/10): Completed 16-of-26 passes for 290 yards and one touchdown with one interception in dramatic double-overtime victory that ranks as the fifth-longest game in NFL history at 1:15:10...Victory came as result of Delhomme's eighth game-winning drive of the season that produced the decisive points in the final two minutes of regulation or overtime...Threw game-winning 69-yard touchdown to Steve Smith, which capped an overtime that saw him complete five-of-eight passes for 136 yards and one touchdown with no interceptions for a quarterback rating of 145.8 after regulation ended...69-yard scoring pass stands as the longest play to end a playoff game in League history...Game marked first overtime victory in team history in which the deciding points were scored on a touchdown instead of a John Kasay field goal...Improved team's all-time record to 5-6 in overtime contests...Directed offense that generated 485 total net yards, the most totalled in team history for a postseason or regular season contest, bettering the previous high of 483 yards achieved at Washington (10/3/99)...Enabled Carolina to become only the third team since 1990 to win an NFC Divisional Playoff game on the road... Previously, Green Bay defeated the 49ers 27-17 at San Francisco (01/06/95) and Philadelphia defeated the Bears 33-19 at Chicago (01/19/01)...Including 2003 season, home team owns a 25-3 record in NFC Divisional Playoff games.

NFC Championship at Philadelphia (1/18): Completed nine-of-14 passes for 101 yards and one touchdown for a 109.5 passer rating... Directed offense to its second turnover-free game of the postseason, matching the unit's effort versus Dallas (1/3/04)...Performance increased passer rating to 102.6 after his first three career postseason starts, the highest by a quarterback since 1991-92 when Dallas' Troy Aikman posted a 105.2 passer rating after his first three career postseason starts...Victory allowed Delhomme to become the second unrestricted free agent to take his team to a conference championship game and Super Bowl in his first season with the club since the inception of free agency in 1993, joining Trent Dilfer, who guided the Baltimore Ravens to the Super Bowl in 2000.

Super Bowl XXXVIII vs. New England (2/1): Finished game with 323 yards and three touchdowns on 16-of-33 passing with no interceptions for 113.6 passer rating...Overcame first quarter in which he completed one-of-six passes for one yard...Completed nine-of-14 passes for 211 yards and two touchdowns during a dramatic fourth quarter...Included in fourth quarter totals was 85-yard touchdown pass to Muhsin Muhammad, the longest offensive play in Super Bowl history...Scoring throw surpassed previous long 81-yard touchdown from Brett Favre to Antonio Freeman for Green Bay versus Denver in Super Bowl XXXI... With Carolina trailing 29-22 and 2:51 remaining in the game, Delhomme completed five-of-six passes for 73 yards during drive that ended with 12-yard touchdown to Ricky Proehl with 1:08 remaining to tie the contest...Led 95-yard scoring drive in second quarter that resulted in 39-yard touchdown to Smith...Length of drive matched second-longest in Super Bowl history, equalling drive of Green Bay in Super Bowl XXXII against Denver, and was one yard shy of 96-yard drive generated by Chicago versus New England in Super Bowl XX... Passer rating of 113.6 ranked as

the highest for a quarterback starting his first Super Bowl since San Francisco's Steve Young posted a passer rating of 134.8 in 1995 during Super Bowl XXIX... Young's performance also marked the last time a quarterback has had a quarterback rating higher than Delhomme's in any Super Bowl.

2002: Saints reserve quarterback behind Aaron Brooks...Played in four games...Dressed but did not play in 12 contests...Completed eight-of-10 passes for 113 yards with no touchdowns and no interceptions en route to a 113.8 quarterback rating and lost two yards on four rushing attempts... Led all NFC quarterbacks for the second consecutive preseason with a 110.6 quarterback rating, completing 68.8 percent of his attempts on 33-of-48 passing for 370 yards and four touchdowns with one interception...Rushed for 20 yards and a touchdown on five carries...**At Tampa Bay (9/8):** Served as the holder on extra points and field goals...**At Carolina (11/10):** Did not complete his only pass attempt on the last play of the first half...**Vs. Tampa Bay (12/1):** Replaced an injured Brooks on the final series in a win over Buccaneers... Entered contest with the Saints clinging to a 23-20 lead and facing a third-and-eight with less than two minutes remaining...Completed his only pass attempt for 10 yards to gain a first down before taking a knee on the next two plays to end the game...**At Baltimore (12/8):** Saw his most extensive action of the season when he relieved Brooks in the third quarter...Connected on seven-of-eight passes for 108 yards, including 54-yard completion to Jake Reed...Directed the Saints on three scoring drives.

2001: Saints inactive third quarterback for all 16 games...Completed 36-of-52 passes, a 69.2 completion percentage, for 437 yards and four touchdowns with one interception to compile a 112.4 passer rating...Led NFC in passer rating during preseason...Rushed twice for 11 yards.

2000: Listed as New Orleans' inactive third quarterback for the first 11 games...Dressed but did not play in the last five regular season contests and in the Saints two playoff contests. Completed 65.5 percent of his attempts of 36-of-55 passing for 381 yards and three touchdowns with three interceptions for a 80.9 passer rating during the preseason that led all Saints quarterbacks...Gained 23 yards on two rushing attempts.

1999: Played in two games with two starts for New Orleans... Third quarterback for two contests and inactive for two games...Completed 42-of-76 passes for 521 yards and three touchdowns with five interceptions to compile a 62.4 passer rating...Rushed 11 times for 72 yards and two touchdowns...Completed 17-of-44 passes for 202 yards with no touchdowns and no interceptions for a passer rating of 53.4 during the preseason...Rushed six times for 24 yards...Waived by New Orleans prior to the start of the regular season (9/5)... Re-signed as a free agent by the Saints (11/23)...Listed as the third quarterback at St. Louis (11/28) and at Atlanta (12/5)...Inactive versus St. Louis (12/12) and at Baltimore (12/19)...**Vs. Dallas (12/24):** Started and led New Orleans to a win in his first NFL contest...Completed 16-of-27 attempts for 278 yards and two touchdowns with one interception and scored on a four-yard touchdown run...**At Carolina (1/2):** Started the regular season finale...Attempted a team season-high 49 passes, completing 26 for 243 yards and one touchdown with four interceptions...Led Saints with 78 yards rushing and one touchdown on eight carries.

1999 NFLE: Allocated to the Frankfurt Galaxy of NFL Europe by New Orleans...Led Galaxy to a World Bowl Championship and ranked second in the League with a 96.8 passer rating...Completed 67.3 of his pass attempts on 136-of-202 passing for 1,410 yards and 12 touchdowns with five interceptions...Added 21 rushes for 126 yards...Recorded one of the four 300-yard passing games registered in the League during the 1999 campaign, throwing for 316 yards on 30 completions against the Rhein Fire...Completed nine-of-14 passes for 126 yards and one touchdown against the Barcelona Dragons in the World Bowl.

1998: Served as the Saints inactive third quarterback for the first five games of the season before being waived (10/14) and signed to the team's practice squad (10/15) where he spent the remainder of the campaign...Completed 13-of-31 passes for 164 yards and one touchdown with two interceptions and rushed five times for 45 yards during the preseason.

1998 NFL: Allocated by New Orleans to the Amsterdam Admirals of NFL Europe... Completed 15-of-47 attempts for 247 yards and no touchdowns with four interceptions as a reserve quarterback behind quarterback Kurt Warner.

1997: Originally signed by New Orleans as an undrafted rookie free agent (6/10)...Waived during the preseason (8/18)...Signed to the practice squad (11/19), where he spent the remainder of the season.

COLLEGE: Ended his college career at Louisiana-Lafayette as the all-time Louisiana college passing leader with 9,216 yards on 655-of-1,246 passing with 64 touchdowns and 57 interceptions....Led the Ragin' Cajuns to three consecutive winning seasons in his four years...Became first player to pass for more than 1,000 yards in four consecutive seasons...Started the last 43 games of his career, which was the longest streak among active quarterbacks in the nation....Ranked 22nd in NCAA history for passing yards and 28th for total offense at close of his career...**1996 (Sr.):** Completed 201-of-377 passes for a school-record 2,901 yards and 20 touchdowns with 17 interceptions...**1995 (Jr.):** Earned second-team All-Louisiana honors after completing 190-of-351 passes for 2,761 yards and 20 touchdowns with 10 interceptions...Totals included a school-record 371 yards passing against Louisiana Tech...**1994 (So.):** Connected on 119-of-259 passes for 1,712 yards and 10 touchdowns with 18 interceptions...**1993 (Fr.):** Started final 10 games of the season and completed 145-of-259 passes for 1,842 yards and 14 touchdowns with 12 interceptions...Only true freshman quarterback to start for a Division I-A school in 1993, and 124.5 passer efficiency rating ranked second among NCAA freshman quarterbacks...First true freshman in school history to pass for more than 1,000 yards, setting a single-season school mark for completions that he would later surpass.

PERSONAL: Cites horses as "first love"...Delhomme, his father and brother are partners in a group that purchases and trains thoroughbred horses in Lafayette, LA...Father trains the horses and his brother, Jeff, conditions them...Attended Teurlings Catholic HS in Lafayette, where he was named the district most valuable player two consecutive seasons as a quarterback and defensive back...Earned All-State recognition as a defensive back... He and Indianapolis quarterback Peyton Manning attended high school in Louisiana at the same time, though their respective teams never faced each other...Manning threw for 7,190 yards and 92 touchdowns at Isidore Newman HS in New Orleans from 1991-93...Delhomme finished his career with 7,423 yards in total offense, 81 touchdowns and completed 421-of-835 passes for 6,703 yards and 65 touchdowns from 1990-92...Completed 218-of-394 passes for 3,351 yards and 32 touchdowns as a senior...Rushed for 265 yards and eight touchdowns to lead his team to the state semifinals...Lives in Breaux Bridge, LA...A part of the 2007 Carolina Panthers Fit Squad...Active supporter of Boys and Girls Clubs, the Make-A-Wish Foundation and the Muscular Dystrophy Association...Current Ambassador for SunCom Cares, a community outreach initiative focusing on children and education...Wife: Keri...Daughters: Lauren and Lindsey...Jake Christopher Delhomme...Last name is pronounced (Duh-lome).

Year	Team	GP	GS	Att	PASSING					TD	Int	Lg	Sk	YdsLst	Rtg
					Cmp	Pct	Yds	Yds/Att							
1998	New Orleans	0	0	0	0	0	0	0.00	0	0	-	-	-	0	
1999	New Orleans	2	2	76	42	55.3	521	6.86	3	5	51t	6	42	62.4	
2000	New Orleans	0	0	0	0	0.0	0	0.00	0	0	-	-	-	0	
2001	New Orleans	0	0	0	0	0.0	0	0.00	0	0	-	-	-	0	
2002	New Orleans	4	0	10	8	80.0	118	11.80	0	0	54	0	0	113.8	
2003	Carolina	16	15	449	266	59.2	3219	7.17	19	16	67t	23	168	80.6	
2004	Carolina	16	16	533	310	58.2	3886	7.29	29	15	63	33	246	87.3	
2005	Carolina	16	16	435	262	60.2	3421	7.86	24	16	80t	28	214	88.1	
2006	Carolina	13	13	431	263	61.0	2805	6.51	17	11	72t	22	167	82.6	
NFL Totals		67	62	1934	1151	59.5	13970	7.22	92	63	80t	112	837	83.0	
Carolina Totals		61	60	1848	1101	59.6	13331	7.21	89	58	80t	106	795	84.2	

Career record as starter: 36-26 (.581); 1-1 (.500) in 1999, 10-5 (.667) in 2003, 7-9 (.438) in 2004, 11-5 (.688) in 2005, 7-6 (.538) in 2006

Year	Team	GP	GS	Att	POSTSEASON					TD	Int	Lg	Sk	YdsLst	Rtg
					Cmp	Pct	Yds	Yds/Att							
2003	Carolina	4	4	102	59	57.8	987	9.68	6	1	85t	8	49	106.1	
2005	Carolina	3	3	90	54	60.0	655	7.28	5	4	58t	6	47	82.4	
Totals		7	7	192	113	58.9	1642	8.55	11	5	85t	14	96	95.0	

Career postseason record as starter: 5-2 (.714); 3-1 (.750) in 2003, 2-1 (.667) in 2005

Year	Team	RUSHING				
		Att	Yds	Avg	Lg	TD
1998	New Orleans	0	0	0.0	0	0
1999	New Orleans	11	72	6.5	27	2
2000	New Orleans	0	0	0.0	0	0
2001	New Orleans	0	0	0.0	0	0
2002	New Orleans	4	-2	-0.5	6	0
2003	Carolina	42	39	0.9	9	1
2004	Carolina	25	71	2.8	13	1
2005	Carolina	24	31	1.3	12	1
2006	Carolina	18	12	0.7	12	0
NFL Totals		124	223	1.8	27	5
Carolina Totals		109	153	1.4	13	3

Year	Team	POSTSEASON				
		Att	Yds	Avg	Lg	TD
2003	Carolina	10	-1	-0.1	10	0
2005	Carolina	5	24	4.8	9	0
Totals		15	23	1.5	10	0

SINGLE-GAME CAREER HIGHS

PASS ATTEMPTS	50	vs New Orleans (1/2/05)
PASS COMPLETIONS	31	vs Tennessee (10/19/03)
PASSING YARDS	365	at Baltimore (10/15/06)
LONG PASS	85t	at New England (2/1/04) [Playoffs]
TOUCHDOWN PASSES	4	at Tampa Bay (12/26/04)
COMPLETION PCT	85.19	at New Orleans (12/31/06)
INTERCEPTIONS	4	two times, most recently at Philadelphia (10/17/04)
RUSH ATTEMPTS	8	at Carolina (1/2/00)
RUSH YARDS	78	at Carolina (1/2/00)
LONG RUSH	27	at Carolina (1/2/00)
LONG TD RUSH	9	at Carolina (1/2/00)

DELHOMME GAME-BY-GAME STATISTICS

STATISTICS REFLECT ONLY GAMES THAT DELHOMME PLAYED ON OFFENSE OR MISSED WITH INJURY.

2006 CAROLINA

Date	Opp	W/L	P/S	Att	Cmp	Yds	Pct	TD	INT	LG	SK/YD	Rtg	Score
09/10	ATLANTA	L	S	39	21	186	53.8	0	1	25	4/36	56.1	6-20
09/17	@Minnesota	L	S	33	17	181	51.5	0	0	40	2/17	67.9	13-16/0T
09/24	@Tampa Bay	W	S	36	22	272	61.1	1	0	41	3/23	93.8	26-24
10/01	NEW ORLEANS	W	S	29	19	169	65.5	2	0	17	1/12	104.0	21-18
10/08	CLEVELAND	W	S	29	20	170	69.0	1	0	22	1/1	95.5	20-12
10/15	@Baltimore	W	S	39	24	365	61.5	2	2	72	1/9	88.1	23-21
10/22	@Cincinnati	L	S	34	20	238	58.8	2	1	36	3/21	87.6	14-17
10/29	DALLAS	L	S	31	17	149	54.8	0	1	22	3/21	54.4	14-35
11/13	TAMPA BAY	W	S	34	22	240	64.7	2	1	43	0/0	92.8	24-10
11/19	ST. LOUIS	W	S	25	13	191	52.0	1	1	62	3/22	73.9	15-0
11/26	@Washington	L	S	38	23	168	60.5	1	2	19	1/5	57.8	13-17
12/04	@Philadelphia	L	S	37	22	269	59.5	3	2	41	0/0	86.4	24-27
12/10	N.Y. GIANTS	L		INACTIVE/RIGHTTHUMB									13-27
12/17	PITTSBURGH	L		INACTIVE/RIGHTTHUMB									3-37
12/24	@Atlanta	W		INACTIVE/RIGHTTHUMB									10-3
12/31	@New Orleans	W	S	27	23	207	85.2	2	0	22	0/0	123.3	31-21
TOTALS			13/13	431	263	2805	61.0	17	11	7222/167	82.6		

2005 CAROLINA

Date	Opp	W/L	P/S	Att	Cmp	Yds	Pct	TD	INT	LG	SK/YD	Rtg	Score
09/11	NEW ORLEANS	L	S	31	19	212	61.3	1	2	33	1/3	65.5	20-23
09/18	NEW ENGLAND	W	S	26	11	154	42.3	0	1	41	1/8	46.0	27-17
09/25	@Miami	L	S	35	19	285	54.3	3	1	53	4/47	97.9	24-27
10/03	GREEN BAY	W	S	24	17	206	70.8	2	0	47	2/10	124.7	32-29
10/09	@Arizona	W	S	29	18	243	62.1	2	1	65	0/0	97.3	24-20
10/16	@Detroit	W	S	25	15	236	60.0	2	3	80	2/20	78.5	21-20
10/30	MINNESOTA	W	S	30	21	341	70.0	3	0	69	1/3	141.1	38-13
11/06	@Tampa Bay	W	S	18	11	216	61.1	1	0	62	1/6	121.5	34-14
11/13	N.Y. JETS	W	S	20	10	119	50.0	1	2	30	0/0	45.6	30-3
11/20	@Chicago	L	S	38	22	235	57.9	0	2	48	8/52	54.2	3-13
11/27	@Buffalo	W	S	27	20	191	74.1	1	0	29	1/9	105.6	13-9
12/04	ATLANTA	W	S	27	17	164	63.0	2	1	27	0/0	89.1	24-6
12/11	TAMPA BAY	L	S	33	21	220	63.6	1	1	60	2/26	80.4	10-20
12/18	@New Orleans	W	S	21	13	176	61.9	1	1	40	1/11	84.6	27-10
12/24	DALLAS	L	S	31	14	260	45.2	2	1	69	3/13	82.7	20-24
01/01	@Atlanta	W	S	20	14	163	70.0	2	0	42	1/6	127.7	44-11
TOTALS			16/16	435	262	3421	60.2	24	16	8028/214	88.1		

POSTSEASON

01/08	@N.Y. Giants	W	S	22	15	140	68.2	1	0	25	3/19	100.6	23-0
01/15	@Chicago	W	S	33	24	319	72.7	3	1	58	1/8	120.6	29-21
01/22	@Seattle	L	S	35	15	196	42.9	1	3	47	2/20	34.9	14-34
TOTALS			3/3	90	54	655	60.0	5	4	58	6/47	82.4	

2004 CAROLINA

Date	Opp	W/L	P/S	Att	Cmp	Yds	Pct	TD	INT	LG	SK/YD	Rtg	Score
09/13	GREEN BAY	L	S	39	23	284	59.0	2	1	34	2/22	88.0	14-24
09/19	@ Kansas City	W	S	29	16	180	55.2	3	2	23	1/5	79.7	28-17
10/03	ATLANTA	L	S	38	23	308	60.5	0	2	42	2/15	64.4	10-27
10/10	@ Denver	L	S	20	13	173	65.0	1	0	45	1/10	109.0	17-20
10/17	@ Philadelphia	L	S	42	24	205	57.1	1	4	30	2/19	38.4	8-30
10/24	SAN DIEGO	L	S	36	17	155	47.2	0	1	16	1/8	47.8	6-17
10/31	@ Seattle	L	S	36	19	248	52.8	2	1	63	0/0	81.7	17-23
11/07	OAKLAND	L	S	45	25	299	55.6	3	0	34	2/32	98.3	24-27
11/14	@ San Francisco	W	S	34	19	303	55.9	3	0	40	1/2	115.2	37-27
11/21	ARIZONA	W	S	25	12	157	48.0	2	1	39	0/0	78.3	35-10
11/28	TAMPA BAY	W	S	21	14	213	66.7	2	1	43	4/25	111.8	21-14
12/05	@ New Orleans	W	S	29	22	294	75.9	1	0	51	4/25	119.0	32-21
12/12	ST. LOUIS	W	S	30	16	206	53.3	1	1	30	2/17	72.4	20-7
12/18	@ Atlanta	L	S	35	24	340	68.6	2	1	43	4/26	106.9	31-34 OT
12/26	@ Tampa Bay	W	S	24	19	214	79.2	4	0	23	1/7	143.4	37-20
01/02	NEW ORLEANS	L	S	50	24	307	48.0	2	0	27	6/33	81.0	18-21
TOTALS		16/16		533	310	3886	58.2	29	15	6333/246		87.3	

2003 CAROLINA

Date	Opp	W/L	P/S	Att	Cmp	Yds	Pct	TD	INT	LG	SK/YD	Rtg	Score
09/08	JACKSONVILLE	W	P	20	12	122	60.0	3	2	24	2/1	85.8	24-23
09/15	@ Tampa Bay	W	S	23	9	96	39.1	0	2	22	1/9	15.9	12-9
09/22	ATLANTA	W	S	27	17	168	63.0	1	0	23	0/0	92.8	23-3
09/29	NEW ORLEANS	W	S	23	15	124	65.2	0	0	16	0/0	78.9	19-13
10/06	@ Indianapolis	W	S	20	12	181	60.0	1	1	52	3/29	85.6	23-20
10/13	TENNESSEE	L	S	49	31	362	63.3	2	0	67	4/26	99.2	17-37
10/20	@ New Orleans	W	S	27	12	148	44.4	0	0	22	1/3	62.0	23-20
10/27	@ Houston	L	S	23	13	193	56.5	1	1	41	0/0	80.5	10-14
11/10	TAMPA BAY	W	S	32	20	277	62.5	2	2	66	2/14	85.0	27-24
11/17	WASHINGTON	W	S	30	20	317	66.7	0	2	40	0/0	73.9	20-17
11/24	@ Dallas	L	S	24	9	175	37.5	1	1	42	1/6	60.2	20-24
12/01	PHILADELPHIA	L	S	29	18	216	62.1	2	0	24	2/16	107.8	16-25
12/08	@ Atlanta	L	S	25	13	153	52.0	1	2	25	1/12	50.9	14-20
12/15	@ Arizona	W	S	32	20	236	62.5	1	1	36	1/5	82.3	20-17
12/22	DETROIT	W	S	35	29	260	82.9	2	1	44	0/0	109.2	20-14
12/29	@ N.Y. Giants	W	S	30	16	191	53.3	2	1	36	5/50	81.4	37-24
TOTALS		16/15		449	266	3219	59.2	19	16	6723/168		80.6	

POSTSEASON

1/03/04	DALLAS	W	S	29	18	273	62.1	1	0	70	1/0	104.5	29-10
1/10/04	@ St. Louis	W	S	26	16	290	61.5	1	1	69	3/21	96.6	29-23
1/18/04	@ Philadelphia	W	S	14	9	101	64.3	1	0	24	0/0	109.5	14-3
2/01/04	@ New England	L	S	33	16	323	48.5	3	0	85	4/28	113.6	29-32
TOTALS		4/4		102	59	987	57.8	6	1	85 8/49		106.1	

2002 NEW ORLEANS

Date	Opp	W/L	P/S	Att	Cmp	Yds	Pct	TD	INT	LG	SK/YD	Rtg	Score
11/10	CAROLINA	W	P	1	0	0	0.0	0	0	-	0/0	2.1	34-24
12/01	TAMPA BAY	W	P	1	1	10	100.0	0	0	10	0/0	127.1	23-20
12/08	@ Baltimore	W	P	8	7	108	87.5	0	0	54	1/6	131.3	37-25
TOTALS		3/0		10	8	118	80.0	0	0	54 1/6		115.8	

1999 NEW ORLEANS

Date	Opp	W/L	P/S	Att	Cmp	Yds	Pct	TD	INT	LG	SK/YD	Rtg	Score
12/24	DALLAS	W	S	27	16	278	59.3	2	1	51	3/29	103.6	31-24
1/2/00	@ Carolina	L	S	49	26	243	53.1	1	4	27	3/13	39.8	13-45
TOTALS		2/2		76	42	521	55.3	3	5	51 6/42		62.4	



Curtis DeLOATCH

cornerback

41

6-2 • 214 • NC A&T

Birthdate:	10/4/81
Hometown:	Ahoskie, NC
High School:	Hertford County
NFL:	4th Season
Panthers:	1st Season
How Acquired:	FA 07



DeLOATCH

PRO CAREER

- Equaled single-game best with seven tackles, previously accomplished three times, for New Orleans versus Carolina (12/31/06).
- Scored first career touchdown on a blocked punt recovered in the end zone for New Orleans versus Atlanta (9/25/06).
- Corralled first career interception for the New York Giants at Dallas (10/16/05), picking off Cowboys quarterback Drew Bledsoe.
- Made first NFL start in the 2005 season opener for the New York Giants versus Arizona (9/11/05).
- One of two rookies to play in all 16 games for the New York Giants in 2004.

TRANSACTIONS: Signed as a free agent by Carolina (3/26/07)...Claimed off waivers by New Orleans (9/3/06)...Waived by the New York Giants (9/2/06)...Signed as an undrafted rookie free agent by the New York Giants (5/4/04).

GP/GS: Career (39/13) [1/0]; 2006 (7/0) [0/0]; 2005 (16/13) [1/0]; 2004 (16/0).

2006: Played in seven games and was inactive for nine contests with New Orleans after being claimed off waivers (9/3)...Contributed nine tackles and one pass defended...Accounted for four special teams tackles...Scored one touchdown on a blocked punt return...

POSTSEASON: Inactive for both Saints playoff games...**Vs. Atlanta (9/25):** Recovered a punt blocked by Steve Gleason in the end zone for first career touchdown...Led New Orleans with three special teams tackles...**At Carolina (10/1):** Suffered an injured right hamstring, which caused him to be inactive for the next four contests...**Vs. Carolina (12/31):** Tied career high with seven tackles...Attended training camp with the New York Giants...Waived by the Giants prior to the start of the regular season (9/2).

2005: Played in all 16 games with 13 starts for the New York Giants...Produced 54 tackles, one interception and one forced fumble...Tied for first on the team with 12 passes defended...Added four special teams tackles...Inserted in the starting lineup because of knee and back injuries that limited Will Peterson (now William James) to two games...Did not start versus New Orleans (9/19), at San Diego (9/25) and at Oakland (12/31)...**POSTSEASON:** Saw action on special teams in NFC Wild Card versus Carolina (1/8)...**Vs. Arizona (9/11):** Made first



PANTHERS TALE

Curtis signed with the New Orleans Saints on September 3, 2006, less than three weeks later, he scored one of the most dramatic touchdowns in Saints history, when he recovered a punt blocked by Steve Gleason against the Atlanta Falcons. It was the first touchdown in the Saints' first home game in nearly 21 months, since Hurricane Katrina devastated the city.

NFL start in regular season opener...Responded with a career-high seven tackles...**Vs. St. Louis (10/2)**: Equaled single-game best with seven tackles...**At Dallas (10/16)**: Victimized Cowboys quarterback Drew Bledsoe for first NFL interception and returned it 20 yards...**Vs. Minnesota (11/13)**: Matched career high with seven tackles...**Vs. Kansas City (12/17)**: Forced a fumble when he stripped Chiefs wide receiver Samie Parker after a catch...Teammate Brent Alexander recovered the fumble to set up a Giants field goal.

2004: Signed as an undrafted rookie free agent by the New York Giants (5/4)...Played in all 16 games...One of two rookies along with linebacker Reggie Torbor to play in all 16 games for the Giants...Appeared primarily in nickel and dime packages and on special teams...Registered 17 tackles...Tallied 12 special teams tackles...**At Philadelphia (9/12)**: Played in first NFL contest on special teams...**Vs. Cleveland (9/26)**: Accumulated a season-high five tackles...**At Dallas (10/10)**: Tied for the team lead with three special teams stops.

COLLEGE: Played cornerback and safety for North Carolina A&T...Totaled 68 tackles, 10 interceptions, 29 passes defended and one blocked kick for the Aggies...Averaged 12.9 yards on 88 punt returns for 1,135 yards and 20.9 yards on 16 kickoff returns for 334 yards...Scored eight touchdowns, three on interception returns and five on punt returns...**2003 (Sr.)**: Second-team All-Mid Eastern Athletic Conference selection...Played in 13 games...Recorded 21 tackles, four interceptions, including one returned for a touchdown, eight passes defended and one blocked kick...Returned 28 punts for 269 yards and three kickoffs for 38 yards...**2002 (Jr.)**: Played in 10 games...Posted 14 tackles, one interception and six passes defended...Returned 28 punts for 193 yards...**2001 (So.)**: NCAA Division I-AA All-America and first-team All-Mid Eastern Athletic Conference choice...Established NCAA Division I-AA single-season record with five punt returns for touchdowns...Led the nation with a 26.5 average on 20 punt returns for a school-record 530 yards...Averaged 24.0 yards on eight kickoffs for 192 yards...Compiled 26 tackles, four interceptions, including two returned for touchdowns, and six passes defended...Set conference and school single-season marks with 248 interception return yards...**2000 (Fr.)**: Played in eight games...Notched seven tackles, one interception and nine passes defended...Added 12 punt returns for 143 yards and five kickoff returns for 104 yards...**1999**: Redshirted as a true freshman.

PERSONAL: Attended Hertford County HS in Ahoskie, NC...Majored in electronics technology...Lives in Charlotte...Single...Curtis DeLoatch.

CAREER

Curtis DeLoatch

STATISTICS

Year	Team	GP/GS	Tot	T	A	Sack	Yds	INT	Yds	Lg	TD	PD	FF	FR	Yds
2004	NY Giants	16/0	17	15	2	0.0	0	0	0	-	0	0	0	0	0
2005	NY Giants	16/13	54	45	9	0.0	0	1	20	-	0	12	1	0	0
2006	New Orleans	7/0	9	7	2	0.0	0	0	0	-	1	1	0	0	0
Totals		39/13	80	67	13	0.0	0	1	20	-	1	13	1	0	0

Year	Team	GP/GS	Tot	T	POSTSEASON											
					A	Sack	Yds	INT	Yds	Lg	TD	PD	FF	FR	Yds	
2005	NY Giants	1/0	0	0	0	0.0	0	0	0	0	-	0	0	0	0	0
2006	New Orleans	0/0	0	0	0	0.0	0	0	0	-	0	0	0	0	0	0
Totals		1/0	0	0	0	0.0	0	0	0	-	0	0	0	0	0	0

ADDITIONAL STATISTICS

SPECIAL TEAMS TACKLES: 2004 (12); 2005 (4); 2006 (4).

DELOATCH GAME-BY-GAME STATISTICS

2006 NEW ORLEANS

Date	Opp	W/L	P/S	T	S	A	SACK	QBP	FR	FF	PD	INT	YDS	LG	TD
09/10	@ Cle	W	P	0	0	0	0	0	0	0	0	0	0	0	0
09/17	@GB	W	P	0	0	0	0	0	0	0	0	0	0	0	0
09/25	ATL	W	P	0	0	0	0	0	0	0	0	0	0	0	0
10/01	@Car	L	P	0	0	0	0	0	0	0	0	0	0	0	0
10/08	TB	W				Inactive									
10/15	PHI	W				Inactive									
10/29	BAL	L				Inactive									
11/05	@TB	W				Inactive									
11/12	@Pit	L	P	1	0	1	0	0	0	0	0	0	0	0	0
11/19	CIN	L				Inactive									
11/26	@ Atl	W	P	1	1	0	0	0	0	0	1	0	0	0	0
12/03	SF	W				Inactive									
12/10	@ Dal	W				Inactive									
12/17	WAS	L				Inactive									
12/24	@NYG	W				Inactive									
12/31	CAR	L	P	7	6	1	0	0	0	0	0	0	0	0	0
TOTALS			7/0	9	7	2	0.0	0	0	0	1	0	0	0	0



Na'il DIGGS
linebacker

6-4 • 240 • Ohio State

Birthdate:.....7/8/78

Hometown:.....Los Angeles, CA

High School:.....Dorsey

NFL:.....8th Season

Panthers:.....2nd Season

How Acquired:.....FA 06

53



PRO CAREER

- Started 62 consecutive games at strongside and weakside linebacker for Green Bay from 2000 to 2004.
- Produced more than 100 tackles in three consecutive seasons for Green Bay from 2002 to 2004, including a career-high 123 in 2003.
- Recorded a single-game high 18 tackles versus the New York Giants (10/3/04).
- Established a personal best with two interceptions of Bears quarterback Kordell Stewart versus Chicago (9/29/03).
- Named NFC Defensive Player of the Month for December 2002 after totaling 37 tackles, one forced fumble, one fumble recovery, one interception and two passes defended in five games.
- Corralled first career sack versus Atlanta (11/18/01), dropping Falcons quarterback Chris Chandler.
- Earned All-Rookie honors from *Pro Football Weekly*/Professional Football Writers of America after posting 54 tackles, one fumble recovery and four passes defended with Green Bay in 2000.

TRANSACTIONS: Signed as a free agent by Carolina (4/20/06)...Released by Green Bay (3/2/06)...Selected by Green Bay in the fourth round (98th overall) of the NFL Draft (4/16/00).

GP/GS: Career (99/90) [6/6]; 2006 (15/10); 2005 (9/6); 2004 (14/14) [1/1]; 2003 (16/16) [2/2]; 2002 (16/16) [1/1]; 2001 (16/16) [2/2]; 2000 (13/12).

2006: Appeared in 15 games with 10 starts and was inactive for one contest...Totaled 68 tackles, one quarterback pressure and three passes defended... Efforts contributed to defense that allowed only 3,000 net passing yards, which ranks as the second-fewest ever surrendered in team history behind the team record of 2,993 given up in 2002...Key member of a defensive unit that finished seventh in the NFL in total defense and tied for eighth in scoring defense, allowing 19.1 points per game...Helped unit rank 11th in the League in rushing yards per game, third in third-down efficiency and seventh in sacks per pass play...41 sacks by defense is the fourth-highest amount in team history...Helped defense limit opponents to less than 100 yards rushing in nine contests...Inactive versus Atlanta (9/10)...**Vs. New Orleans (10/1):** Made his first start of the season at weakside linebacker...**At Baltimore (10/15):** Posted six tackles, including five solo...**At Washington (11/26):** Posted five tackles, including three solo.

2005: Returned to strongside linebacker after playing the previous two seasons at weakside linebacker for Green Bay...Appeared in nine games with six starts and was inactive for seven contests...Generated 45 tackles, one fumble recovery and four special teams stops...Limited by injuries in both knees...Suffered a sprained MCL in his left knee during training camp (8/8), forcing him to be inactive for the first two regular season games...Sustained a sprained MCL in his right knee at Carolina (10/3) that sidelined him for the next four contests and at Chicago (12/4)...**Vs. Tampa Bay (9/25):** Reached the 500-career tackle plateau with four tackles...**At Philadelphia (11/27):** Recovered a fumble by Eagles running back Lamar Gordon...**Vs. Detroit (12/11):** Stopped Lions quarterback Jeff Garcia for no gain on fourth-and-goal from the one yard-line.

2004: Started 14 games at weakside linebacker and was inactive for two contests...Ranked second on the team with 116 tackles...Marked third consecutive season with more than 100 tackles...Had one sack, two passes defended and one blocked kick...Inactive versus Detroit (12/12) and versus Jacksonville (12/19) with an injured kidney...Ended streak of 62 consecutive starts, the longest by a Packers linebacker since John Anderson made 77 in a row from 1981-1986...**POSTSEASON:** Started NFC Wild Card versus Minnesota (1/9)...Contributed five tackles...**Vs. Chicago (9/19):** Brought down Bears quarterback Rex Grossman for one sack...**Vs. New York Giants (10/3):** Led the Packers with a single-game best 19 tackles...**Vs. Tennessee (10/11):** Blocked a 42-yard field goal attempt by Titans kicker Gary Anderson...Represented first career blocked kick...**At Philadelphia (12/5):** Suffered a kidney contusion, which caused him to be inactive for the next two games.

2003: Moved to weakside linebacker from strongside linebacker...Started all 16 games...Amassed a career-high 123 tackles, which stood second on the team...Posted one sack, one forced fumble, two interceptions and eight passes defended...**POSTSEASON:** Started both of the Packers playoff contests...Compiled 11 tackles and one sack...**At Arizona (9/21):** Forced fumble by Cardinals running back Emmitt Smith...**At Chicago (9/29):** Established a personal best with two interceptions of Bears quarterback Kordell Stewart...**Vs. Philadelphia (11/10):** Tallied a season-high 13 tackles...**Vs. San Francisco (11/23):** Sacked 49ers quarterback Tim Rattay...**NFC Divisional Playoff at Philadelphia (1/11):** Recorded one sack of Eagles quarterback Donovan McNabb to go along with six tackles.

2002: Started all 16 games at strongside linebacker for Green Bay...Finished second on the team with 111 tackles...Registered a career-high three sacks, one forced fumble, two



PANTHERS TALE

Na'il owns DNA Transport, a nationwide auto transport company.

fumble recoveries, two interceptions and seven passes defended...Added one special teams tackle...**POSTSEASON:** Started NFC Wild Card versus Atlanta (1/4)...Made five tackles...**NFC PLAYER OF THE MONTH:** Named NFC Defensive Player of the Month for December...Totaled 37 tackles, one forced fumble, one fumble recovery, one interception and two passes defended in five games...**At New Orleans (9/15):** Gathered one sack of Saints quarterback Aaron Brooks...**At Chicago (10/7):** Collected one sack of Bears quarterback Jim Miller...**Vs. Washington (10/20):** Dropped Redskins quarterback Patrick Ramsey for one sack...Fell on a fumbled snap by Ramsey...**At Tampa Bay (11/24):** Accumulated a season-high 10 tackles...Victimized Buccaneers quarterback Rob Johnson for first career interception and returned it 29 yards, leading to a Packers touchdown...**Vs. Chicago (12/1):** Recovered a fumble by Bears running back Leon Johnson...**At San Francisco (12/15):** Ran 33 yards with a lateral from teammate Vonnie Holliday following an interception to set up a Green Bay touchdown...**Vs. Buffalo (12/22):** Equaled season best of 10 tackles...Responsible for two turnovers...Caused Bills running back Travis Henry to fumble...Intercepted Bills quarterback Drew Bledsoe.

2001: Started all 16 games at strongside linebacker for Green Bay...Produced 92 tackles, two sacks and six passes defended...**POSTSEASON:** Started both of the Packers playoff contests...Notched 11 tackles and one sack...**Vs. Atlanta (11/18):** Took down Falcons quarterback Chris Chandler for first career sack...**Vs. Cleveland (12/23):** Led the team with a season-high 12 tackles...Posted one sack of Browns quarterback Tim Couch...**NFC Divisional Playoff at St. Louis (1/20):** Corralled Rams quarterback Kurt Warner for one sack.

2000: Selected in the fourth round (98th overall) by Green Bay...Appeared in 13 games with 12 starts at strongside linebacker and was inactive for three contests...Recorded 54 tackles, one fumble recovery and four passes defended...Accounted for one special teams tackle...Became the first rookie to start at linebacker for the Packers since Mark D'Onofrio in 1992...Inactive versus Indianapolis (11/19), at Carolina (11/27) and at Chicago (12/3) with a sprained left ankle...**HONORS:** Pro Football Weekly/Professional Football Writers of America All-Rookie...**Vs. New York Jets (9/3):** Made first NFL start in regular-season opener and responded with a season-high six tackles, later matched versus Philadelphia (9/17) and versus San Francisco (10/15)...**At Tampa Bay (11/12):** Suffered a high left ankle sprain, causing him to be inactive for the next three games...**Vs. Detroit (12/10):** Recovered a James Stewart fumble and returned it 52 yards.

COLLEGE: Played in 37 games with 26 starts for Ohio State...Tallied 202 tackles, 18 sacks, four forced fumbles, three fumble recoveries and one interception...Spent last two years at strongside linebacker after beginning college career as a defensive end...**1999 (Sr.):** Semi-finalist for the Butkus Award, given to the nation's top linebacker...Third-team All-America and second-team All-Big Ten selection...Made 12 starts...Led the Buckeyes with 94 tackles, six sacks and three forced fumbles in addition to recovering one fumble...Recorded a career-high 14 tackles against Wisconsin...**1998 (Jr.):** Moved from defensive end to linebacker...First-team All-Big Ten...Started all 12 games...Finished second on the team with 80 tackles and six sacks...Posted one interception, one forced fumble and one fumble recovery, which he returned 47 yards for a touchdown against Illinois...**1997 (So.):** Appeared in all 13 games with two starts at defensive end...Generated a team-leading six sacks, including three against Minnesota...Registered 28 tackles and one fumble recovery...**1996 (Fr.):** Redshirted.

PERSONAL: Attended Dorsey HS in Los Angeles, CA...Played defensive end, linebacker, tight end, punter and kicker...Earned All-State and All-League honors as a senior after recording 98 tackles, 9.5 sacks and two safeties and helping lead team to 4-A state championship...Also lettered in baseball...Spent two days in June 2004 at Naval Air Station Lenmoore and flew a U.S. Navy F-18 Hornet over Death Valley and the Sierra Nevada with Strike Fighter Squadron 125...Served as an instructor at Green Bay Packers Football 101, a program that teaches the basics of the game to fans...Graduated from Ohio State with a degree in aviation...Lives in Phoenix, AZ...Wife: Tiffany...Na'il Ronald Diggs...First name means "successful one" in Arabic.

CAREER

Na'il Diggs

STATISTICS

Year	Team	GP/GS	Tot	T	A	Sack	Yds	INT	Yds	Lg	TD	PD	FF	FR	Yds
2000	Green Bay	13/12	54	27	27	0.0	0	0	0	-	0	4	0	1	52
2001	Green Bay	16/16	92	65	27	2.0	5	0	0	-	0	6	0	0	0
2002	Green Bay	16/16	111	83	28	3.0	21	2	62	33	0	7	1	2	0
2003	Green Bay	16/16	123	90	33	1.0	9	2	13	13	0	8	1	0	0
2004	Green Bay	14/14	116	91	25	1.0	7	0	0	-	0	2	0	0	0
2005	Green Bay	9/6	45	34	11	0.0	0	0	0	-	0	0	0	1	0
2006	Carolina	15/10	68	50	18	0.0	0	0	0	-	0	3	0	0	0
Totals		99/90	609	440	169	7.0	42	4	75	33	0	30	2	4	52
Carolina Totals		15/10	68	50	18	0.0	0	0	0	-	0	3	0	0	0

POSTSEASON

Year	Team	GP/GS	Tot	T	A	Sack	Yds	INT	Yds	Lg	TD	PD	FF	FR	Yds
2001	Green Bay	2/2	11	7	4	1.0	9	0	0	-	0	0	0	0	0
2002	Green Bay	1/1	5	3	2	0.0	0	0	0	-	0	0	0	0	0
2003	Green Bay	2/2	11	10	1	1.0	10	0	0	-	0	0	0	0	0
2004	Green Bay	1/1	5	3	2	0.0	0	0	0	-	0	0	0	0	0
Totals		6/6	32	23	9	2.0	19	0	0	-	0	0	0	0	0

ADDITIONAL STATISTICS

SPECIAL TEAMS TACKLES: 2000 (1-1-0); 2002 (1-1-0); 2005 (4).
BLOCKED FIELD GOAL: 2004 (1).

SINGLE-GAME CAREER HIGHS

TACKLES 19 vs New York Giants (10/3/04)
INTERCEPTIONS 2 at Chicago (9/29/03)
SACKS 1 seven times, most recently vs Chicago (9/19/04)
FORCED FUMBLES 1 two times, most recently at Arizona (9/21/03)
FUMBLE RECOVERIES 1 at San Francisco (12/15/02) [received lateral from Vonnie Holliday]
LONG INT RETURN 33 vs Detroit (12/10/00)
LONG FUMBLE RETURN 52t vs Tennessee (10/11/04)
BLOCKED FIELD GOAL 1 vs Tennessee (10/11/04)
TOUCHDOWNS 1 vs Detroit (12/10/00)

DIGGS

DIGGS GAME-BY-GAME STATISTICS

2006 CAROLINA

Date	Opp	W/L	P/S	T	S	A	SACK	QBP	FR	FF	PD	INT	YDS	LG	TD
09/10	ATLANTA	L					INACTIVE/KNEE								
09/17	@Minnesota	L	P	-	-	-	-	-	-	-	-	-	-	-	-
09/24	@Tampa Bay	W	P	3	3	-	-	-	-	-	-	-	-	-	-
10/01	NEW ORLEANS	W	S	7	4	3	-	1	-	-	-	-	-	-	-
10/08	CLEVELAND	W	S	6	3	3	-	-	-	-	-	-	-	-	-
10/15	@Baltimore	W	S	6	5	1	-	-	-	-	-	-	-	-	-
10/22	@Cincinnati	L	S	6	4	2	-	-	-	-	-	-	-	-	-
10/29	DALLAS	L	S	9	6	3	-	-	-	-	1	-	-	-	-
11/13	TAMPA BAY	W	S	6	3	3	-	-	-	-	-	-	-	-	-
11/19	ST. LOUIS	W	S	2	2	-	-	-	-	-	-	-	-	-	-
11/26	@Washington	L	P	5	3	2	-	-	-	-	-	-	-	-	-
12/04	@Philadelphia	L	P	2	2	-	-	-	-	-	1	-	-	-	-
12/10	NEWYORK GIANTS	L	S	7	6	1	-	-	-	-	-	-	-	-	-
12/17	PITTSBURGH	L	S	3	3	-	-	-	-	-	1	-	-	-	-
12/24	@Atlanta	W	S	4	4	-	-	-	-	-	-	-	-	-	-
12/31	@New Orleans	W	P	2	2	-	-	-	-	-	-	-	-	-	-
TOTALS				15/10	68	50	18	0.0	1	0	0	3	0	0	0

2005 GREEN BAY

Date	Opp	W/L P/S	T	S	A	SACK	QBP	FR	FF	PD	INT	YDS	LG	TD
09/11	@ Detroit	L				INACTIVE/LEFT KNEE								
09/18	CLEVELAND	L				INACTIVE/LEFT KNEE								
09/25	TAMPA BAY	L S	4	3	1	-	-	-	-	-	-	-	-	-
10/03	@ Carolina	L S	3	3	-	-	-	-	-	-	-	-	-	-
10/09	NEW ORLEANS	W				INACTIVE/RIGHT KNEE								
10/23	@ Minnesota	L				INACTIVE/RIGHT KNEE								
10/30	@ Cincinnati	L				INACTIVE/RIGHT KNEE								
11/06	PITTSBURGH	L				INACTIVE/RIGHT KNEE								
11/13	@ Atlanta	W P	7	5	2	-	-	-	-	-	-	-	-	-
11/21	MINNESOTA	L S	4	3	1	-	-	-	-	-	-	-	-	-
11/27	@ Philadelphia	L S	7	7	-	-	-	1	-	-	-	-	-	-
12/04	@ Chicago	L				INACTIVE/RIGHT KNEE								
12/11	DETROIT	W P	1	-	1	-	-	-	-	-	-	-	-	-
12/19	@ Baltimore	L P	8	6	2	-	-	-	-	-	-	-	-	-
12/25	CHICAGO	L S	7	5	2	-	-	-	-	-	-	-	-	-
01/01	SEATTLE	W S	4	2	2	-	-	-	-	-	-	-	-	-
TOTALS		9/6	45	34	11	0.0	0	1	0	0	0	0	0	0

2004 GREEN BAY

Date	Opp	W/L P/S	T	S	A	SACK	QBP	FR	FF	PD	INT	YDS	LG	TD
09/13	@ Carolina	W S	6	4	2	-	-	-	-	-	-	-	-	-
09/19	CHICAGO	L S	10	8	2	1.0	-	-	-	-	-	-	-	-
09/26	@ Indianapolis	L S	4	4	-	-	-	-	-	-	-	-	-	-
10/03	NEWYORK GIANTS	L S	19	15	4	-	-	-	-	-	-	-	-	-
10/11	TENNESSEE	L S	15	10	5	-	-	-	-	-	-	-	-	-
10/17	@ Detroit	W S	6	5	1	-	-	-	-	-	-	-	-	-
10/24	DALLAS	W S	4	3	1	-	-	-	-	-	-	-	-	-
10/31	@ Washington	W S	10	9	1	-	-	-	-	1	-	-	-	-
11/14	MINNESOTA	W S	5	4	1	-	-	-	-	1	-	-	-	-
11/21	@ Houston	W S	12	10	2	-	-	-	-	-	-	-	-	-
11/29	ST. LOUIS	W S	8	6	2	-	-	-	-	-	-	-	-	-
12/05	@ Philadelphia	L S	2	2	-	-	-	-	-	-	-	-	-	-
12/12	DETROIT	W				INACTIVE/KIDNEY								
12/19	JACKSONVILLE	L				INACTIVE/KIDNEY								
12/24	@ Minnesota	W S	7	3	4	-	-	-	-	-	-	-	-	-
01/02	@ Chicago	W S	8	8	-	-	-	-	-	-	-	-	-	-
TOTALS		14/14	116	91	25	1.0	0	0	0	2	0	0	0	0
POSTSEASON														
01/09	MINNESOTA	L S	5	3	2	-	-	-	-	-	-	-	-	-
TOTALS		1/1	5	3	2	0.0	0	0	0	0	0	0	0	0

2003 GREEN BAY

Date	Opp	W/L	P/S	T	S	A	SACK	QBP	FR	FF	PD	INT	YDS	LG	TD
09/07	MINNESOTA	L	S	11	8	3	-	-	-	-	1	-	-	-	-
09/14	DETROIT	W	S	8	8	-	-	-	-	-	3	-	-	-	-
09/21	@ Arizona	L	S	10	3	7	-	-	-	1	-	-	-	-	-
09/29	@ Chicago	W	S	12	10	2	-	-	-	-	2	2	13	-	-
10/05	SEATTLE	W	S	2	2	-	-	-	-	-	-	-	-	-	-
10/12	KANSAS CITY	L	S	3	2	1	-	-	-	-	-	-	-	-	-
10/19	@ St. Louis	L	S	3	3	-	-	-	-	-	-	-	-	-	-
11/02	@ Minnesota	W	S	2	1	1	-	-	-	-	-	-	-	-	-
11/10	PHILADELPHIA	L	S	13	9	4	-	-	-	-	1	-	-	-	-
11/16	@ Tampa Bay	W	S	11	9	2	-	-	-	-	-	-	-	-	-
11/23	SAN FRANCISCO	W	S	10	8	2	1.0	-	-	-	-	-	-	-	-
11/27	@ Detroit	L	S	7	4	3	-	-	-	-	-	-	-	-	-
12/07	CHICAGO	W	S	10	8	2	-	-	-	-	1	-	-	-	-
12/14	@ San Diego	W	S	7	4	3	-	-	-	-	-	-	-	-	-
12/22	@ Oakland	W	S	8	7	1	-	-	-	-	-	-	-	-	-
12/28	DENVER	W	S	6	4	2	-	-	-	-	-	-	-	-	-
TOTALS			16/16	123	90	33	1.0	0	0	1	8	2	13	0	0

POSTSEASON

01/04	SEATTLE	W	S	5	5	-	-	-	-	-	-	-	-	-	-
01/11	@ Philadelphia	L	S	6	5	1	1.0	-	-	-	-	-	-	-	-
TOTALS			2/2	11	10	1	1.0	0	0	0	0	0	0	0	0

2002 GREEN BAY

Date	Opp	W/L	P/S	T	S	A	SACK	QBP	FR	FF	PD	INT	YDS	LG	TD
09/08	ATLANTA	W	S	5	3	2	-	-	-	-	-	-	-	-	-
09/15	@ New Orleans	L	S	8	6	2	1.0	-	-	-	-	-	-	-	-
09/22	@ Detroit	W	S	7	4	3	-	-	-	-	1	-	-	-	-
09/29	CAROLINA	W	S	7	5	2	-	-	-	-	-	-	-	-	-
10/07	@ Chicago	W	S	7	5	2	1.0	-	-	-	2	-	-	-	-
10/13	@ New England	W	S	8	6	2	-	-	-	-	-	-	-	-	-
10/20	WASHINGTON	W	S	5	4	1	1.0	-	1	-	-	-	-	-	-
11/04	MIAMI	W	S	3	2	1	-	-	-	-	-	-	-	-	-
11/10	DETROIT	W	S	5	3	2	-	-	-	-	1	-	-	-	-
11/17	@ Minnesota	L	S	9	6	3	-	-	-	-	-	-	-	-	-
11/24	@ Tampa Bay	L	S	10	9	1	-	-	-	-	1	1	29	-	-
12/01	CHICAGO	W	S	6	4	2	-	-	1	-	-	-	-	-	-
12/08	MINNESOTA	W	S	6	5	1	-	-	-	-	-	-	-	-	-
12/15	@ San Francisco	W	S	7	6	1	-	-	-	-	1	-	33	-	-
12/22	BUFFALO	W	S	10	7	3	-	-	-	1	1	1	0	-	-
12/29	@ New York Jets	L	S	8	8	-	-	-	-	-	-	-	-	-	-
TOTALS			16/16	111	83	28	3.0	0	2	1	7	2	62	0	0

POSTSEASON

01/04	ATLANTA	L	S	5	3	2	-	-	-	-	-	-	-	-	-
TOTALS			1/1	5	3	2	0.0	0	0	0	0	0	0	0	0

2001 GREEN BAY

Date	Opp	W/L P/S	T	S	A	SACK	QBP	FR	FF	PD	INT	YDS	LG	TD
09/09	DETROIT	W S	4	1	3	-	-	-	-	1	-	-	-	-
09/24	WASHINGTON	W S	5	4	1	-	-	-	-	1	-	-	-	-
09/30	@ Carolina	W S	6	4	2	-	-	-	-	-	-	-	-	-
10/07	@ Tampa Bay	L S	6	3	3	-	-	-	-	-	-	-	-	-
10/14	BALTIMORE	W S	5	5	-	-	-	-	-	-	-	-	-	-
10/21	@ Minnesota	L S	6	4	2	-	-	-	-	-	-	-	-	-
11/04	TAMPA BAY	W S	2	2	-	-	-	-	-	-	-	-	-	-
11/11	@ Chicago	W S	4	2	2	-	-	-	-	1	-	-	-	-
11/18	ATLANTA	L S	4	3	1	1.0	-	-	-	-	-	-	-	-
11/22	@ Detroit	W S	5	4	1	-	-	-	-	1	-	-	-	-
12/03	@ Jacksonville	W S	5	5	-	-	-	-	-	-	-	-	-	-
12/09	CHICAGO	W S	7	5	2	-	-	-	-	-	-	-	-	-
12/16	@ Tennessee	L S	6	5	1	-	-	-	-	-	-	-	-	-
12/23	CLEVELAND	W S	12	7	5	1.0	-	-	-	1	-	-	-	-
12/30	MINNESOTA	W S	9	7	2	-	-	-	-	-	-	-	-	-
01/06	@ New York Giants	W S	6	4	2	-	-	-	-	1	-	-	-	-
TOTALS		16/16	92	65	27	2.0	0	0	0	6	0	0	0	0

POSTSEASON

01/13	SAN FRANCISCO	W S	7	5	2	-	-	-	-	-	-	-	-	-
01/20	@ St. Louis	L S	4	2	2	-	-	-	-	-	-	-	-	-
TOTALS		2/2	11	7	4	0.0	0	0	0	0	0	0	0	0

2000 GREEN BAY

Date	Opp	W/L P/S	T	S	A	SACK	QBP	FR	FF	PD	INT	YDS	LG	TD
09/03	NEW YORK JETS	L S	6	3	3	-	-	-	-	-	-	-	-	-
09/10	@ Buffalo	L S	4	2	2	-	-	-	-	-	-	-	-	-
09/17	PHILADELPHIA	W S	6	2	4	-	-	-	-	-	-	-	-	-
09/24	@ Arizona	W S	4	2	2	-	-	-	-	-	-	-	-	-
10/01	CHICAGO	L S	3	1	2	-	-	-	-	-	-	-	-	-
10/08	@ Detroit	L S	5	4	1	-	1	-	-	1	-	-	-	-
10/15	SAN FRANCISCO	W S	6	4	2	-	-	-	-	1	-	-	-	-
10/29	@ Miami	L S	3	1	2	-	-	-	-	-	-	-	-	-
11/06	MINNESOTA	W S	3	1	2	-	-	-	-	-	-	-	-	-
11/12	@ Tampa Bay	L S	3	2	1	-	-	-	-	-	-	-	-	-
11/19	INDIANAPOLIS	W	-	-	-	-	-	-	-	-	-	-	-	-
11/27	@ Carolina	L	-	-	-	-	-	-	-	-	-	-	-	-
12/03	@ Chicago	W	-	-	-	-	-	-	-	-	-	-	-	-
12/10	DETROIT	W P	4	1	3	-	1	1	-	-	-	-	-	-
12/17	@ Minnesota	W S	3	2	1	-	-	-	-	-	-	-	-	-
12/24	TAMPA BAY	W S	4	2	2	-	-	-	-	2	-	-	-	-
TOTALS		13/12	54	27	27	0.0	2	1	0	4	0	0	0	0



in the community

During each fall, girls from around the Carolinas have an opportunity to team up with the TopCats and learn dance and cheer skills during a three day clinic. At the end of the clinic, the Junior TopCats shining moment is a performance during half-time of a Panthers home game.



DeShaun FOSTER

running back

26

6-0 • 222 • UCLA

Birthdate:.....1/10/80
Hometown:.....Tustin, CA
High School:.....Tustin
NFL:.....6th Season
Panthers:.....6th Season
How Acquired:.....D2'02



PRO CAREER

- **AMONG PANTHERS ALL-TIME LEADERS:** Average of 4.07 yards rushing per attempt ranks second in team history behind Tshimanga Biakabutuka, who posted a 4.14 average from 1996-2001...Ranks second on club's all-time rushing list with 2,460 rushing yards and 604 attempts behind Biakabutuka, who accumulated 2,530 yards on 611 attempts.
- **AMONG PANTHERS ALL-TIME POSTSEASON LEADERS:** Ranks first with 401 rushing yards and 85 attempts in six postseason contests.
- **PANTHERS TEAM RECORDS:** Responsible for the two longest runs in team history...71-yard run at Kansas City (9/19/04) ranks as the longest...70-yard run at Atlanta (1/1/06) stands as the second-longest run and longest scoring run in team history...9.17 yards rushing per attempt on 18 carries for 165 yards at Atlanta (1/1/06) ranks second in team history...897 rushing yards in 2006 rank as third-best single-season total in team history behind Stephen Davis' 1,444 yards in 2003 and Anthony Johnson's 1,120 yards in 1996.
- **REGULAR SEASON HIGHLIGHTS:** Became the first running back to lead the Panthers in rushing in consecutive seasons in 2006 and 2005 since Biakabutuka led the club with 718 yards in 1999 and 627 yards in 2000... Foster led the Panthers with a career-high 897 yards in 2006, the third highest total in franchise history, bettering his team best of 879 yards recorded in 2005.
- Produced 165 of the team's 229 rushing yards in the regular season finale at Atlanta (1/1/06) and 151 of Carolina's 223 rushing yards at the New York Giants in the NFC Wild Card game (1/8/06)...Marked the first time in team history that the Panthers rushed for more than 200 yards in consecutive games and enabled Carolina to join Atlanta as the only teams to post consecutive games with 200 or more yards rushing during the 2005 season.
- 151 yards rushing at the New York Giants (1/8/06) in the NFC Wild Card game ranked as an NFL high for the 2005 postseason.
- Established career highs with 174 rushing yards and 32 rushing attempts at Kansas City (9/19/04), posting the second-highest single-game total for rushing yards in team history as well as his first career 100-yard rushing game.
- Responsible for one of 2003 season's most memorable plays with his determined one-yard touchdown run at Philadelphia (1/18/04) in the NFC Championship that included four broken tackles.
- Scored first NFL touchdown on a 31-yard reception from quarterback Jake Delhomme at Arizona (12/14/03).

FOSTER



PANTHERS TALE

Though best known for his exploits on the west coast, DeShaun was born in Charlotte and his parents have ties to the Carolinas.

- 33-yard touchdown run against New England in Super Bowl XXXVIII is the fourth-longest scoring run in the history of the game.
- Injured left knee during preseason game at New England (8/23/02) and later was placed on injured reserve (10/25/02).
- Scored on first NFL carry with a 61-yard run versus Washington (8/10/02) that tied Jacksonville's Stacey Mack for the longest run of the preseason in 2002.

TRANSACTIONS: Re-signed as an unrestricted free agent by Carolina (3/20/06)...Placed on injured reserve by Carolina with a broken clavicle (10/27/04)...Placed on injured reserve by Carolina with an injured left knee (10/25/02)...Selected in the second round by Carolina (34th overall pick) in 2002 NFL Draft (4/20/02).

GP/GS: Career (47/24) [6/2]; 2006 (14/14); 2005 (15/5) [2/2]; 2004 (4/3); 2003 (14/2) [4/0]; 2002 (IR).

2006: Started 14 contests and rushed for 897 yards and three touchdowns on 227 attempts...Registered 32 receptions for 159 yards...Led club in rushing yards and rushing attempts...Ranked fourth in receptions and sixth in receiving yards...Established career highs for games started, rushing attempts and rushing yards, bettering his previous bests of five starts, 879 yards in 2005 and 205 carries in 2005...897 yards rank as third-best single-season rushing total in team history behind Stephen Davis' 1,444 yards in 2003 and Anthony Johnson's 1,120 yards in 1996...227 attempts rank as the third-highest total in team history behind Stephen Davis' 318 in 2003 and Anthony Johnson's 300 in 1996...Inactive at Washington (11/26) and at Philadelphia (12/4) with an injured elbow suffered versus St. Louis (11/19).

GAME HIGHLIGHTS – Vs. New Orleans (10/1): With 105 yards produced his fifth career 100-yard rushing outing, including the postseason, and the Panthers first individual 100-yard rushing performance of the season...43-yard touchdown scamper in the fourth quarter sealed the win for Carolina...**Vs. Cleveland (10/8):** Rushed for 106 yards to register sixth career 100-yard rushing outing, including the postseason, and his second of the season...**Vs. Dallas (10/29):** Rushed for 50 yards to become the second-leading rusher in team history with 2,103 career yards...Surpassed Stephen Davis, who accumulated 2,085 yards, and trails Tshimanga Biakabutuka, who ranks first with 2,530 yards...**Vs. Tampa Bay (11/13):** 13 carries moved him into second place in Carolina history with 533 attempts, surpassing Stephen Davis, who carried 522 times from 2003-2005...**Vs. Atlanta (12/24):** Led Carolina with 102 rushing yards to register his seventh career 100-yard rushing game, including the postseason, and third of the season...Helped offense rush a team record 52 times for 183 yards, their second-highest output of the season behind a team-record 242-yard effort versus St. Louis (11/19/06).

2005 : Appeared in 15 contests with five starts...Rushed for 879 yards and two touchdowns on 205 attempts...Registered 34 receptions for 372 yards and one touchdown...Became starter in Week 14 versus Tampa Bay (12/11)...Team leader in rushing yards and rushing attempts...Ranked second in receptions and third in receiving yards...Established career highs for games played, starts, rushing attempts, rushing yards, receptions and receiving yards...879 yards ranks as third-best single-season rushing total in team history behind Stephen Davis' 1,444 yards in 2003 and Anthony Johnson's 1,120 yards in 1996...Became the sixth different player in the last six years to lead the Panthers in rushing, following Nick Goings in 2004, Davis in 2003, Lamar Smith in 2002, Richard Huntley in 2001, and Tshimanga Biakabutuka in 2000...Helped offense rank sixth in the NFL in third down efficiency with a 42.2 percent conversion rate and eighth in scoring with an average of 24.4 points per game, the second highest average in team history...Inactive at Detroit (10/16) with an injured knee suffered at Arizona (10/9).

POSTSEASON: Started NFC Wild Card game at the New York Giants (1/8) and NFC Divisional Playoff game at Chicago (1/15)...Suffering a fractured right fibula against the Bears that caused him to be placed on injured reserve (1/18)...Gained 205 yards on 43 carries and seven yards on two receptions...Increased career playoff totals to 401 rushing yards and 85 rushing attempts in six contests, both all-time team postseason records.

GAME HIGHLIGHTS – Vs. Green Bay (10/3): Equaled his career long with a 47-yard reception, previously accomplished at Indianapolis (10/12/03)...Finished with a team-leading and career-high 55 yards receiving, bettering his previous high of 54 achieved two times, most recently versus Atlanta (10/3/04)...**Vs. Atlanta (12/4):** Produced 131 rushing yards and one touchdown on 24 carries...Compiled 49 yards and a touchdown on three catches...Scored touchdowns on an 18-yard reception in the first quarter and five-yard run in the fourth quarter...Second career 100-yard rushing outing and the Panthers first individual 100-yard rushing performance of the season...Rushing attempts represent second-highest regular season total of his career behind 32 collected at Kansas City (9/19/04)...Rushing yards stand as third-highest regular season total of career behind 174 at Kansas City (9/19/04) and 165 at Atlanta (1/1/06)...**At Atlanta (1/1):** Rushed for a season-high 165 yards and one touchdown on 18 carries...Scored on 70-yard run in the first quarter...Performance set tone in victory that secured Panthers playoff berth...Rushing total contributed to team-record 229 rushing yards that surpassed previous team mark of 223 yards accumulated in an overtime contest at New Orleans (10/23/03)...Produced his third career 100-yard rushing effort and second of the season...70-yard run ranked as the longest touchdown run in team history, surpassing a 67-yard touchdown run by Tshimanga Biakabutuka versus Cincinnati (9/26/99)...70-yard run stands as the second-longest rush in team history behind a 71-yard scamper by Foster at Kansas City (9/19/04)...Average of 9.2 yards per rushing attempt ranks as the second-highest single-game average in team history behind Biakabutuka's 11.8-yard average at Washington (10/3/99)...Rushing yards represent the second-highest total of his career behind 174 yards at Kansas City (9/19/04)...**NFC Wild Card at New York (1/8):** Responsible for 151 rushing yards on 27 carries...Added one reception for four yards...Key contributor to offense that accumulated 223 yards rushing on 45 attempts for an average of 5.0 yards per carry and maintained possession for 42:45...223 rushing yards matched the second-highest total in team history...Marked the first time that Carolina gained more than 200 yards rushing in consecutive weeks after it amassed a team-record 229 yards in the regular season finale at Atlanta...42:45 stands as the highest time of possession in team history, bettering regular season best of 41:51 at New Orleans (12/5/04)...45 rushing attempts tied for the most in team history, equalling contests versus Arizona (11/19/95) and at Dallas (12/8/97)...151 yards rushing was an NFL high for the 2005 playoffs and established a team postseason record, bettering the previous mark of 104 yards achieved by Anthony Johnson versus Dallas (1/5/97) and tied by Davis versus Dallas (1/3/04)...First career postseason 100-yard rushing outing and the fourth 100-yard rushing effort of his career...151 rushing yards represent the third-highest total of his career behind 174 yards at Kansas City (9/19/04) and 165 yards at Atlanta (1/1/06).

NFC Divisional Playoffs at Chicago (1/15): Notched 16 carries for 54 yards before leaving the contest with a fractured right fibula in the third quarter...Helped Panthers equal NFL record with fourth consecutive road win in the playoffs, previously accomplished by the Dallas Cowboys from 1975-81...Panthers became only fourth team since 1990 to win an NFL Divisional Playoff game on the road...Second such occurrence for Foster, who contributed 95 yards rushing to Panthers 29-23 double-overtime victory in NFC Divisional Playoffs at St. Louis (1/10/04).

2004: Started three of the four games he played...Ranked second on the team with 255 yards on 59 carries with two touchdowns...Notched nine receptions for 76 yards...Named starter after Stephen Davis injured knee during practice following season-opener versus Green Bay (9/13)...Inactive at Philadelphia (10/17) and versus San Diego (10/24) with a broken clavicle before being placed on injured reserve (10/27)...**GAME HIGHLIGHTS – At Kansas City (9/19):** Produced his first career 100-yard rushing effort with 174 yards and one touchdown on 32 attempts for an average of 5.4 yards per carry...71-yard run in the fourth quarter set up his three-yard touchdown run and ranks as the longest rush in team history, surpassing a 67-yard run by Tshimanga Biakabutuka versus Cincinnati (9/26/99)...174 yards rushing ranks as the second-highest single-game total in team history behind the 178 yards tallied by Davis at New Orleans (10/26/03)...32 attempts by Foster are the fourth-highest total in team history...Totals for rushing yards and rushing attempts represent single-game best for

Foster...Started in place of Davis, who injured knee during practice in week prior to Kansas City contest...**At Denver (10/10):** Suffered broken clavicle.

2003: Played in 14 games with two starts at running back for an injured Stephen Davis...Finished second on the team with 429 yards on 113 carries in addition to contributing 26 receptions for 207 yards and two touchdowns...Contributed to rushing attack that ranked seventh in the League in yards per game, the highest ranking for a Panthers offense in team history at the end of the regular season...Helped offense set a team record with 2,091 rushing yards...Inactive at Dallas (11/23) and versus Philadelphia (11/30) with an injured left hand suffered versus Washington (11/16)...Returned from season-ending injury to his left knee in his rookie season...**POSTSEASON:** Played in all four contests... Third leading rusher in the NFC during the postseason with 196 yards on 42 carries and two touchdowns...Two rushing touchdowns led team...Registered five catches for 35 yards...**GAME HIGHLIGHTS – At Indianapolis (10/12):** Stepped in for an injured Stephen Davis who left the game in the third quarter with an injured right arm...Led team with career-highs 85 rushing yards and 22 carries... Established personal-best of 54 receiving yards on two catches, including a career-long 47-yarder that set up a field goal...Gained 26 yards on Panthers drive in overtime that set up John Kasay's 47-yard game-winning field goal...Accounted for 139 yards of total offense...Gained 12 critical yards on a first down play in overtime that put Carolina in field goal range...**Tampa Bay (11/9):** Started his first NFL game at running back for Stephen Davis, who was out with an injured ankle... Equalled career-high with 22 carries for 56 yards...**At Arizona (12/14):** Scored his first NFL touchdown on a 31-yard catch from quarterback Jake Delhomme in the fourth quarter to give Carolina a 17-14 advantage in victory that clinched the NFC South division title...**Vs. Detroit (12/21):** Started for Davis, who was out with an injured ankle...Tied for the team lead with a career-best six catches for 38 yards, scoring on a 10 yard reception from Delhomme...**NFC Divisional Playoffs at St. Louis (1/10):** Replaced an injured Stephen Davis who left the game in the second quarter with an injured left quad...Led the team with a career-high 95 yards on 21 carries...Contributed one catch for eight yards...Gained 15 yards on critical third-and-14 in the fourth quarter that set up a Brad Hoover touchdown run...Contributed to a rushing attack that gained 216 yards on 41 carries, a figure that tied for the second-highest total in team history, matching performance versus Oakland (11/2/97)...**NFC Championship at Philadelphia (1/18):** Posted 14 carries for 60 yards and his first career rushing touchdown...Scored on a memorable one-yard run that included four broken tackles and gave Carolina a 14-3 third-quarter lead...Contributed to a rushing effort that gained 155 yards...**Super Bowl XXXVIII vs. New England (2/1):** Posted three carries for 43 yards and one touchdown...Recorded one catch for nine yards...33-yard touchdown run in the fourth quarter is the fourth-longest touchdown run in Super Bowl history and was the longest run allowed by the New England defense in 2003.

2002: Enjoyed a productive preseason prior to suffering an injured left knee at New England (8/23)...Inactive for seven contests before being placed on injured reserve (10/25)...Played in three preseason contests...Finished as the team's leader with 133 yards rushing and one touchdown on 21 carries...Caught five passes for 16 yards...**Vs. Washington (8/10):** Registered a team-high 87 yards on seven carries, including a 61-yard touchdown run on his first NFL carry...His 61-yard run tied Stacey Mack of Jacksonville for the longest in the League during the preseason.

COLLEGE: First rusher in UCLA history to accumulate 1,000 yards in seven games...Twice earned first-team All-Pac 10 honors...Ended his career ranked second all-time with 44 touchdowns, third all-time with 3,194 yards rushing and fifth all-time with 266 points...Registered 58 career receptions for 548 yards and four touchdowns...**2001 (Sr.):** Named second-team All-America by *The Sporting News*...Started the eight games he played and rushed for 1,109 yards and 12 touchdowns on 216 carries...Missed the season's final three contests because of an NCAA suspension...Logged six 100-yard rushing games and led the conference in single-game averages for rushing, scoring and total offense...Established a school mark with 301 yards rushing at Washington and tied a school record with four rushing touch-



ALL-NEW DODGE AVENGER
OFFICIAL VEHICLES OF THE *CAROLINA PANTHERS*



downs...**2000 (Jr.):** Started 10 of the 11 games he played...Led the Bruins with 1,037 yards rushing and 13 overall touchdowns, posting four 100-yard rushing games...**1999 (So.):** Hampered for the majority of the season by a high right ankle sprain...Played in nine games with five starts...Ranked second on the team with 375 yards on 111 carries and scored a team-high six touchdowns...**1998 (Fr.):** Appeared in 11 games and compiled 673 yards and 10 touchdowns on 126 carries...Garnered first-team Freshman All-America honors from *The Sporting News*...Rushing yards represented the most for a true freshman in school history...Produced three rushing touchdowns and one scoring catch against arch-rival Southern Cal to match a school mark and become the first true freshman in school history to produce four touchdowns in a game.

PERSONAL: One of the most prolific performers in California high school history...Named *USA Today* Player of the Year after rushing for an astounding 3,398 yards and scoring a state-record 59 touchdowns as a senior at Tustin (CA) HS...Single-game high was 379 yards, and he ended his career with 5,885 yards rushing...Four-year letterman in track and three-year letterman in basketball...Distinguished himself as the conference's best defensive player as a junior and senior...History major...Splits time between Charlotte and California...Participated in the 2007 Caravan Tour...Single...DeShaun Xavier Foster.

CAREER **DeShaun Foster** STATISTICS

Year	Team	GP	GS	Att	RUSHING					RECEIVING			
					Yds	Avg	Lg	TD	No	Yds	Avg	Lg	TD
2002	Carolina	0	0		INJURED RESERVE/LEFT KNEE								
2003	Carolina	14	2	113	429	3.8	21	0	26	207	8.0	47	2
2004	Carolina	4	3	59	255	4.3	71	2	9	76	8.4	42	0
2005	Carolina	15	5	205	879	4.3	70t	2	34	372	10.9	47	1
2006	Carolina	14	14	227	897	4.0	43t	3	32	159	5.0	14	0
Totals		47	24	604	2460	4.1	71	7	101	814	8.1	47	3

Year	Team	GP	GS	Att	POSTSEASON RUSHING					RECEIVING			
					Yds	Avg	Lg	TD	No	Yds	Avg	Lg	TD
2003	Carolina	4	0	42	196	4.7	33t	2	5	35	7.0	12	0
2005	Carolina	2	2	43	205	4.8	31	0	2	7	3.5	4	0
Totals		6	2	85	401	4.7	33t	2	7	42	6.0	12	0

ADDITIONAL STATISTICS

PASSING: 2005 (1-0).

SINGLE-GAME CAREER HIGHS

RUSH ATTEMPTS	32	at Kansas City (9/19/04)
RUSHING YARDS	174	at Kansas City (9/19/04)
LONG RUSH	71	at Kansas City (9/19/04)
RUSHING TDS	1	seven times, most recently at New Orleans (12/31/06)
LONG TD RUSH	70	at Atlanta (1/1/06)
RECEPTIONS	6	vs Detroit (12/21/03)
RECEIVING YARDS	55	vs Green Bay (10/3/05)
RECEIVING TDS	1	three times, most recently vs Atlanta (12/4/05)
LONG RECEPTION	47	two times, most recently vs Green Bay (10/3/05)
LONG TD RECEPTION	31	at Arizona (12/14/03)

FOSTER'S 100-YARD RUSHING GAMES

Date	Opp	W/L	Rsh	Yds	Avg	Long	TD
09/19/04	@ Kansas City	W	32	174	5.4	71	1
01/01/06	@ Atlanta	W	18	165	9.2	70	1
01/08/06	@ N.Y. Giants†	W	27	151	5.6	31	0
12/04/05	ATLANTA	W	24	131	5.5	30	1
10/08/06	CLEVELAND	W	24	106	4.4	22	0
10/01/06	NEW ORLEANS	W	16	105	6.6	43	1
12/24/06	@ Atlanta	W	28	102	3.6	11	1

† POSTSEASON

FOSTER GAME-BY-GAME STATISTICS

2006 CAROLINA

Date	Opp	W/L	P/S	Rsh	Yds	Avg	LG	TD	Rec	Yds	Avg	LG	TD
09/10	ATLANTA	L	S	15	54	3.6	10	0	4	20	5.0	10	0
09/17	@ Minnesota	L	S	13	26	2.0	5	0	2	17	8.5	12	0
09/24	@ Tampa Bay	W	S	20	82	4.1	16	0	3	7	2.3	5	0
10/01	NEW ORLEANS	W	S	16	105	6.6	43	1	1	6	6.0	6	0
10/08	CLEVELAND	W	S	24	106	4.4	22	0	3	12	4.0	8	0
10/15	@ Baltimore	W	S	26	58	2.2	12	0	2	12	6.0	9	0
10/22	@ Cincinnati	L	S	14	59	4.2	15	0	2	20	10.0	14	0
10/29	DALLAS	L	S	15	50	3.3	9	1	4	31	7.8	11	0
11/13	TAMPA BAY	W	S	13	48	3.7	13	0	2	9	4.5	5	0
11/19	ST. LOUIS	W	S	9	63	7.0	18	0	0	0	0.0	0	0
11/26	@ Washington	L											
12/04	@ Philadelphia	L											
12/10	NEWYORK GIANTS	L	S	8	23	2.9	12	0	2	3	1.5	2	0
12/17	PITTSBURGH	L	S	7	42	6.0	29	0	3	5	1.7	8	0
12/24	@ Atlanta	W	S	28	102	3.6	11	0	1	5	5.0	5	0
12/31	@ New Orleans	W	S	19	79	4.2	17	1	3	12	4.0	8	0
TOTALS			14/14	227	897	4.0	43	3	32	159	5.0	14	0

2005 CAROLINA

Date	Opp	W/L	P/S	Rsh	Yds	Avg	LG	TD	Rec	Yds	Avg	LG	TD
09/11	NEW ORLEANS	L	P	9	41	4.6	19	0	3	15	5.0	9	0
09/18	NEW ENGLAND	W	S	7	37	5.3	13	0	1	23	23.0	23	0
09/25	@ Miami	L	P	8	27	3.4	9	0	3	48	16.0	33	0
10/03	GREEN BAY	W	P	9	38	4.2	9	0	3	55	18.3	47	0
10/09	@ Arizona	W	P	8	42	5.3	10	0	2	47	23.5	30	0
10/16	@ Detroit	W											
10/30	MINNESOTA	W	P	12	51	4.3	14	0	1	8	8.0	8	0
11/06	@ Tampa Bay	W	P	16	23	1.4	8	0	2	16	8.0	12	0
11/13	NEWYORK JETS	W	P	6	20	3.3	8	0	3	43	14.3	30	0
11/20	@ Chicago	L	P	9	41	4.6	12	0	3	20	6.7	11	0
11/27	@ Buffalo	W	P	22	74	3.4	11	0	4	24	6.0	12	0
12/04	ATLANTA	W	P	24	131	5.5	30	1	3	49	16.3	27	1
12/11	TAMPA BAY	L	S	14	46	3.3	15	0	2	2	1.0	7	0
12/18	@ New Orleans	W	S	21	75	3.6	9	0	2	9	4.5	5	0
12/24	DALLAS	L	S	22	68	3.1	9	0	2	13	6.5	9	0
01/01	@ Atlanta	W	S	18	165	9.2	70	1	-	-	-	-	-
TOTALS			15/5	205	879	4.3	70	2	34	372	10.9	47	1

POSTSEASON

01/08	@ N.Y. Giants	W	S	27	151	5.6	31	0	1	4	4.0	4	0
01/15	@ Chicago	W	S	16	54	3.4	17	0	1	3	3.0	3	0
01/22	@ Seattle	L											
TOTALS			2/2	43	205	4.8	31	0	2	7	3.5	4	0

2004 CAROLINA

Date	Opp	W/L	P/S	Rsh	Yds	Avg	LG	TD	Rec	Yds	Avg	LG	TD
09/13	GREEN BAY	L	P	3	12	4.0	8	0	4	22	5.5	8	0
09/19	@ Kansas City	W	S	32	174	5.4	71	1	-	-	-	-	-
10/03	ATLANTA	L	S	19	51	2.7	9	1	3	54	18.0	42	0
10/10	@ Denver	L	S	5	18	3.6	5	0	2	0	-	0	-
10/17	@ Philadelphia	L											
10/24	SAN DIEGO	L											
TOTALS			4/3	59	255	4.3	71	2	9	76	8.4	42	0

2003 CAROLINA

Date	Opp	W/L	P/S	Rsh	Yds	Avg	LG	TD	Rec	Yds	Avg	LG	TD	
09/07	JACKSONVILLE	W	P	1	6	6.0	6	0	3	16	5.3	8	0	
09/14	@ Tampa Bay	W	P	3	20	6.7	14	0	-	-	-	-	-	
09/28	ATLANTA	W	P	10	46	4.6	21	0	2	4	2.0	3	0	
10/05	NEW ORLEANS	W	P	7	25	3.6	11	0	-	-	-	-	-	
10/12	@ Indianapolis	W	P	16	85	5.3	16	0	2	54	27.0	47	0	
10/19	TENNESSEE	L	P	2	10	5.0	6	0	4	20	5.0	11	0	
10/26	@ New Orleans	W	P	3	25	8.3	16	0	-	-	-	-	-	
11/02	@ Houston	L	P	3	13	4.3	13	0	1	4	4.0	4	0	
11/09	TAMPA BAY	W	S	22	56	2.5	13	0	1	-2	-2.0	-2	0	
11/16	WASHINGTON	W	P	1	2	2.0	2	0	-	-	-	-	-	
11/23	@ Dallas	L	-	INACTIVE/LEFT HAND										
11/30	PHILADELPHIA	L	-	INACTIVE/LEFT HAND										
12/07	@ Atlanta	L	P	3	6	2.0	4	0	1	3	3.0	3	0	
12/14	@ Arizona	W	P	4	16	4.0	16	0	3	50	16.7	31	1	
12/21	DETROIT	W	S	21	76	3.6	12	0	6	38	6.3	14	1	
12/28	@ New York Giants	W	P	17	43	2.5	13	0	3	20	6.7	14	0	
TOTALS		14/2		113	429	3.8	21	0	26	207	8.0	47	2	

POSTSEASON

01/03	DALLAS	W	P	4	-2	-0.5	3	0	2	12	6.0	12	0
01/10	@ St. Louis	W	P	21	95	4.5	17	0	1	8	8.0	8	0
01/18	@ Philadelphia	W	P	14	60	4.3	13	1	1	6	6.0	6	0
02/01	@ New England	L	P	3	43	14.3	33	1	1	9	9.0	9	0
TOTALS		4/0		42	196	4.7	33	2	5	35	7.0	12	0

2002 CAROLINA

Date	Opp	W/L	P/S	Rsh	Yds	Avg	LG	TD	Rec	Yds	Avg	LG	TD
09/08	BALTIMORE	W	-	INACTIVE/LEFT KNEE									
09/15	DETROIT	W	-	INACTIVE/LEFT KNEE									
09/22	@ Minnesota	W	-	INACTIVE/LEFT KNEE									
09/29	@ Green Bay	L	-	INACTIVE/LEFT KNEE									
10/06	ARIZONA	L	-	INACTIVE/LEFT KNEE									
10/13	@ Dallas	L	-	INACTIVE/LEFT KNEE									
10/20	@ Atlanta	L	-	INACTIVE/LEFT KNEE									
Placed on Injured Reserve (10-25) - Left Knee													
TOTALS		0/0		0	0	0.0	0	0	0	0	0.0	0	0



in the community

The team awards \$5,000 scholarships annually to college student-athletes in North and South Carolina who are in pursuit of graduate degrees. Scholarships are awarded on the basis of leadership, citizenship and academic merit.



Michael GAINES

tight end

84



6-3 • 277 • Central Florida

Birthdate:.....3/30/80

Hometown:.....Tallahassee, FL

High School:.....Florida

NFL:.....4th Season

Panthers:.....4th Season

How Acquired:.....D7 '04

PRO CAREER

- Produced personal bests with 15 catches and nine starts in 2006.
- Established career high with four receptions versus Pittsburgh (12/17/06).
- Scored game-winning touchdown on three-yard reception with 2:16 remaining in the fourth quarter in 13-9 victory at Buffalo (11/27/05).
- Registered first NFL touchdown reception on 19-yard pass from Jake Delhomme versus Green Bay (10/3/05).
- One of four rookie draft choices to start a game for Carolina in 2004.
- Posted first NFL start as part of two-tight end set in season-opener versus Green Bay (9/13/04).
- Garnered first NFL reception at Denver (10/10/04) on 12-yarder from Jake Delhomme.
- First tight end ever to be drafted from Central Florida University.

TRANSACTIONS: Selected in the seventh round (232nd overall) of the 2004 college draft (4/25/04).

GP/GS: Career (42/21) [3/3]; 2006 (16/9); 2005 (11/6) [3/3]; 2004 (15/6).

2006: Appeared in 16 games with career-high nine starts...Garnered 146 receiving yards on a career-high 15 catches...Returned two kickoffs for 32 yards...Saw action on special teams...**Vs. St. Louis (11/19):** Opened blocking lanes that helped team establish a team-record 242 yards on 43 attempts and equal a team mark with 13 rushing first downs...Previous team record of 229 yards rushing and 13 rushing first downs were both accomplished at Atlanta (1/1/06)...**Vs. New York Giants (12/10):** Caught three passes for 26 yards...Helped offense gain 463 total yards, the second-highest mark in team history, exceeded by the 483 yards gained at Washington (10/3/99)...**Vs. Pittsburgh (12/17):** Corralled a season-high and personal best four passes for 54 yards...**At Atlanta (12/24):** Blocking helped offense rush a team record 52 times for 183 yards, the second-highest total of the season...52 attempts surpassed previous mark of 45, previously accomplished on two occasions, most recently at Dallas (12/8/97)...Offense equaled a team record by gaining 13 rushing first downs, previously accomplished on two occasions, most recently versus St. Louis (11/19/06)...Contributions helped offense maintain possession for 41:17, the second-highest mark in team history behind



PANTHERS TALE

Michael is a gospel music artist and started his own gospel group called the Kingdom Builders, which tours in the offseason. He also appeared on an album with R&B artist Brenda White. Michael is inspired by artists such as the Soul Seekers, Percy Bady and the Canton Spirituals. He hopes to open his own recording studio in Charlotte.

the team record of 41:51 at New Orleans (12/5/04).

2005: Appeared in 11 games with six starts...Registered 12 catches for 155 yards and two touchdowns...Returned two kickoffs for 24 yards...Saw action on special teams...Did not play in season-opener versus New Orleans (9/11)...Inactive versus New England (9/18) and at Miami (9/25)...Left game versus Atlanta (12/4) in fourth quarter with an injured ankle that caused him to be inactive versus Tampa Bay (12/11) and at New Orleans (12/18)...**POSTSEASON:** Started all three contests...**Vs. Green Bay (10/3):** Scored first NFL touchdown on 19-yard reception to extend the Panthers lead to 16-7...**Vs. Minnesota (10/30):** Posted a career-long 38-yard catch...**At Buffalo (11/27):** Scored game-winning touchdown on three-yard third-down catch with 2:16 remaining in game that Panthers won 13-9...**At Atlanta (1/1):** Contributions helped establish team record with 13 rushing first downs and 229 yards rushing, including 165 rushing yards by DeShaun Foster, in victory that secured playoff berth...Bettered previous team record of 223 rushing yards set in overtime game at New Orleans (10/23/03)...13 rushing first downs bettered the previous mark of 12, previously accomplished five times, most recently at Houston (11/2/03)...**NFC Wild Card at New York Giants (1/8):** Aided running game that accumulated 223 yards rushing on 45 attempts and maintained possession for 42:45...Total included 151 yards by DeShaun Foster...223 yards matched the second-highest total in team history...Marked first time in team history that Carolina gained more than 200 yards rushing in consecutive contests after it amassed a team-record 229 yards in the regular season finale at Atlanta (1/1/06)...Effort enabled Carolina to join Atlanta as the only teams to generate consecutive games with 200 or more yards rushing during the 2005 season...42:45 stands as the highest time of possession in team history for any game, including the playoffs...Bettered regular season best of 41:51 at New Orleans (12/5/04)...45 attempts equaled the most in team history, previously accomplished at Dallas (12/8/97) and versus Arizona (11/19/95).

2004: Played in 15 games with six starts and was inactive for one contest...Collected four catches for 34 yards...Saw action on special teams...One of four rookie draft choices to start a game for the Panthers, joining Chris Gamble, Keary Colbert and Travelle Wharton...**Vs. Green Bay (9/13):** Started as part of two-tight end set...**At Denver (10/10):** Notched first NFL reception on 12-yarder from quarterback Jake Delhomme.

COLLEGE: 2003 (Sr.): Selected to play in Blue-Gray game despite being academically ineligible for entire senior campaign...Participated on Central Florida's scout team and accompanied team on road trips...**2002 (Jr.):** Played in all 12 games and recorded three starts...Finished the year with 11 catches for 191 yards and two touchdowns, averaging 17.4 yards per reception...Scored a touchdown in games versus Toledo and at Buffalo...Returned four kickoffs for 38 yards...Responsible for two catches for 51 yards versus Miami (Ohio)...**2001 (So.):** Played in 11 games and posted one start...Tallied 11 receptions for 115 yards and one touchdown...Averaged 10.5 yards per catch with a long of 24 and caught at least one pass in seven games...Contributed a kickoff return for 13 yards...Produced touchdown catch at Virginia Tech in traffic in the end zone...Enrolled in January but was not eligible to participate with the team...**2000 (Fr.):** Lost year of eligibility.

PERSONAL: Graduated from Tallahassee's Florida HS in 1999...Played six positions, including backup quarterback...Finished his high school career with 56 receptions, 1,715 receiving yards and 20 touchdowns...Earned first-team All-State recognition as a junior and senior...Registered 20 receptions for 535 yards and nine touchdowns in addition to 110 tackles on defense as a senior...Rated the No. 1 tight end in Florida...First player from his school to participate in the Florida-Georgia High School All-Star Game...Lettered in basketball for four years...Graduated with a degree in Liberal Arts...Lives in Orlando, FL...Wife: Onieka...Michael J. Gaines.

RECEIVING

Year	Team	GP	GS	No	Yds	Avg	Lg	TD
2004	Carolina	15	6	4	34	8.5	14	0
2005	Carolina	11	6	12	155	12.9	38	2
2006	Carolina	16	9	15	146	9.7	19	0
Totals		42	21	31	335	10.8	38	2

POSTSEASON
RECEIVING

Year	Team	GP	GS	No	Yds	Avg	Lg	TD
2005	Carolina	3	3	0	0	0.0	-	0
Totals		3	3	0	0	0.0	-	0

ADDITIONAL STATISTICS

KICKOFF RETURNS: 2005 (2-24-12.0-13 Lg-0); 2006 (2-32-16.0-17 Lg-0).

SINGLE-GAME CAREER HIGHS

RECEPTIONS	4	vs Pittsburgh (12/17/06)
RECEIVING YARDS	67	vs Minnesota (10/30/05)
RECEIVING TDS	1	two times, most recently at Buffalo (11/27/05)
LONG RECEPTION	38	vs Minnesota (10/30/05)
LONG TD RECEPTION	19	vs Green Bay (10/3/05)



in the community

Classroom Central is a retail store which allows teachers to shop for classroom supplies free of charge. The team partnered with the Charlotte Chamber and Charlotte-Mecklenburg Schools to create the store which serves over 5,000 teachers annually with \$2.5 million of free school supplies. In addition to financial support and supply donations, the team is actively involved in the promotion and marketing of the store's service to resource-challenged classrooms.

GAINES GAME-BY-GAME STATISTICS

2006 CAROLINA

Date	Opp	W/L	P/S	Rec	Yds	Avg	LG	TD
09/10	ATL	L	P	0	0	0.0	0	0
09/17	@ Min	L	P	0	0	0.0	0	0
09/24	@ TB	W	P	1	7	7.0	7	0
10/01	NO	W	P	0	0	0.0	0	0
10/08	CLE	W	S	1	8	8.0	8	0
10/15	@ Balt	W	P	0	0	0.0	0	0
10/22	@ Cin	L	S	0	0	0.0	0	0
10/29	DAL	L	P	3	21	7.0	10	0
11/13	TB	W	P	1	6	6.0	6	0
11/19	STL	W	S	0	0	0.0	0	0
11/26	@ Wash	L	S	0	0	0.0	0	0
12/04	@ Phil	L	S	1	12	12.0	12	0
12/10	NYG	L	S	3	26	8.7	11	0
12/17	PIT	L	S	4	54	13.5	19	0
12/24	@ Atl	W	S	0	0	0.0	0	0
12/31	@ NO	W	S	1	12	12.0	12	0
TOTALS		16/9		15	146	9.7	19	0

2004 CAROLINA

Date	Opp	W/L	P/S	Rec	Yds	Avg	LG	TD	
09/13	GB	L	S	-	-	-	-	-	
09/19	@ KC	W	S	-	-	-	-	-	
10/03	ATL	L	P	-	-	-	-	-	
10/10	@ Den	L	S	2	18	9.0	12	0	
10/17	@ Phi	L	S	1	2	2.0	2	0	
10/24	SD	L	S	1	14	14.0	14	0	
10/31	@ Sea	L	S	-	-	-	-	-	
11/07	OAK	L	S	DID NOT PLAY					-
11/14	@ SF	W	P	-	-	-	-	-	
11/21	AZ	W	P	-	-	-	-	-	
11/28	TB	W	P	-	-	-	-	-	
12/05	@ NO	W	P	-	-	-	-	-	
12/12	StL	W	P	-	-	-	-	-	
12/18	@ ATL	L	P	-	-	-	-	-	
12/26	@ TB	W	P	-	-	-	-	-	
01/02	NO	L	P	-	-	-	-	-	
TOTALS		15/6		4	34	8.5	14	0	

2005 CAROLINA

Date	Opp	W/L	P/S	Rec	Yds	Avg	LG	TD
09/11	NO	L		DID NOT PLAY				
09/18	NE	W		INACTIVE				
09/25	@ Mia	L		INACTIVE				
10/03	GB	W	P	2	42	21.0	23	1
10/09	@ Az	W	S	1	2	2.0	2	-
10/16	@ Det	W	S	-	-	0.0	-	-
10/30	MIN	W	P	2	67	33.5	38	-
11/06	@ TB	W	S	-	-	0.0	-	-
11/13	NYJ	W	S	1	11	11.0	11	-
11/20	@ Chi	L	S	2	15	7.5	9	-
11/27	@ Buf	W	P	3	18	6.0	13	1
12/04	ATL	W	P	-	-	0.0	-	-
12/11	TB	L		INACTIVE/ANKLE				
12/18	@ NO	W		INACTIVE/ANKLE				
12/24	DAL	L	P	-	-	0.0	-	-
01/01	@ Atl	W	S	1	-	0.0	-	-
TOTALS		11/6		12	155	12.9	38	2

POSTSEASON

01/08	@ NYGW	S		-	-	-	-	-
01/15	@ Chi	W	S	-	-	-	-	-
01/22	@ Sea	L	S	-	-	-	-	-
TOTALS		3/3		0	0	0.0	0	0



Chris **GAMBLE** cornerback

20

6-1 • 200 • Ohio State

Birthdate:3/11/83
 Hometown:Sunrise, FL
 High School:Dillard
 NFL:4th Season
 Panthers:4th Season
 How Acquired:D1 '04



PRO CAREER

- **AMONG PANTHERS ALL-TIME LEADERS:** After 44 NFL starts, ranks third in team history with 16 interceptions, trailing Eric Davis' 25 and Mike Minter's 17...204 interception return yards rank third in team history behind Minter's 418 and Davis' 228.
- **PANTHERS TEAM RECORDS:** 157 interception return yards in 2005 set team single-season record, surpassing the previous mark of 143 by Julius Peppers in 2004. Seven interceptions total ranks as the second-highest single-season total in team history behind the eight recorded by Doug Evans in 2001.
- Recorded his 10th career interception in his 24th regular-season game, versus the New York Jets (11/13/05), the fastest a player has reached that plateau since cornerback Anthony Henry notched his 10th career interception in his 16th career game while with Cleveland in 2001.
- Team leader in interceptions in 2004 and 2005, becoming second player in team history to be sole interceptions leader in consecutive seasons, joining Eric Davis who accomplished feat from 1997-2000.
- Ranked third in the NFC and sixth in the NFL in interceptions with seven in 2005.
- Seven interceptions combined with fellow cornerback Ken Lucas' six made Carolina the only team in the NFL to have two players with at least six interceptions in 2005.
- Produced his first career interception return for a touchdown with 61-yard return at Tampa Bay (11/6/05) off quarterback Chris Simms and equaled his personal best with two interceptions, previously accomplished at Atlanta (12/18/04).
- Interception against New Orleans (12/18/05) made him the first player in team history to record at least six interceptions per season more than once after he notched six as a rookie in 2004.
- 2004 performance made him first rookie defensive player in team history to start all 16 games.
- Tied current teammate Ken Lucas for the NFC lead with six interceptions in 2004. Lucas signed with Carolina as an unrestricted free agent from Seattle following the 2004 season.
- *Pro Football Weekly* All-Rookie choice in 2004 after he established a team rookie record with six interceptions, two shy of the team record of eight set by Doug Evans in 2001.

GAMBLE



PANTHERS **TALE**

Chris didn't start playing defensive back full-time until his rookie season with the Panthers. He split time at wide receiver and cornerback during his career at Ohio State. In three seasons with the Buckeyes, Chris started 19 games at cornerback, 14 at wide receiver and six at both positions.

- First rookie in team history to be Carolina's sole interception leader. Ricky Manning, Jr. tied for the team lead as a rookie in 2003.
- Integral part of 2004 Panthers defense that led the NFL with a team-record 26 interceptions and ranked second in the League with 38 take-aways, a total that tied the team mark.

TRANSACTIONS: Selected by Carolina in the first round (28th pick overall) of the 2004 NFL Draft (4/24/04).

GP/GS: Career (46/44) [3/3]; 2006 (15/13); 2005 (15/15) [3/3]; 2004 (16/16).

2006: Started 13 games at left cornerback and was inactive for one contest with an injured hamstring...Tied for the team lead with three interceptions...Ranked second on the team in passes defended and fourth among defensive backs in tackles...Tallied 67 tackles, one sack, two quarterback hurries and 11 passes defended...Posted one special teams tackle...Efforts contributed to defense that allowed only 3,000 net passing yards, which ranks as the second-fewest ever surrendered in team history behind the team record of 2,993 given up in 2002...Key member of a defensive unit that finished seventh in the NFL in total defense and tied for eighth in scoring defense, allowing 19.1 points per game...**At Tampa Bay (9/24):** Notched interception off Buccaneers quarterback Chris Simms on the second play from scrimmage, which led to a Panthers touchdown...**Vs. Dallas (10/29):** Intercepted Cowboys quarterback Tony Romo in the first quarter, which led to a Panthers touchdown...**At New Orleans (12/31):** Picked off Saints quarterback Jamie Martin in the third quarter and returned it 18-yards for a touchdown...**Vs. Pittsburgh (12/17):** Sacked quarterback Ben Roethlisberger for a nine-yard loss.

2005: Started 15 contests and was inactive for one game...Led team with seven interceptions for 157 return yards, including one for a touchdown...Tallied 78 tackles and seven passes defended...Averaged 11.3 yards on 14 punt returns for 158 yards...Seven interceptions combined with fellow cornerback Ken Lucas' six thefts made Carolina the only team in the NFL to have two players with at least six interceptions in 2005...Second player in team history to be sole interception leader in consecutive seasons, joining Eric Davis who accomplished feat from 1997-2000...Seven interceptions ranked as second-highest total in team history behind eight recorded by Doug Evans in 2001...Helped Panthers defense lead NFC and rank second in the NFL with 42 take-aways and rank third in the NFC and fourth in the NFL with 23 interceptions...Key component of defense that finished third in the NFL in yards allowed per game, the second-highest ranking in team history behind 2002 unit that finished second...Helped Carolina set a team record in 2005 for most take-aways in a season with 42, bettering the previous mark of 38 in 1997, 1999 and 2003...440 interception return yards accumulated by defense established a team record, bettering the previous mark of 420 in 2004...23 interceptions recorded by the defense ranked as the third-highest total in team history...Suffered an injured ankle in practice prior to game at Arizona (10/9)...Injury forced him to leave Cardinals contest late in the first half and be inactive at Detroit (10/16)...**POSTSEASON:** Started all three contests...Corralled 14 tackles, one pass defended and four special teams tackles.

PANTHERS TEAM RECORD: 157 interception return yards in 2005 established a team single-season record surpassing the previous team mark of 143 set by Julius Peppers in 2004.

GAME HIGHLIGHTS - Vs. New England (9/18): Notched a 76-yard punt return, the third longest in team history, to set up the Panthers second touchdown...Forced a fumble on the Patriots final possession to preserve the victory...**At Miami (9/25):** Recorded interception off Dolphins quarterback Gus Frerotte...**Vs. Green Bay (10/30):** Pass defended on Green Bay's final possession secured a 32-29 Carolina win...**At Tampa Bay (11/6):** Intercepted Buccaneers quarterback Chris Simms on Tampa Bay's first possession of the second half and returned the interception 61-yards for his first career touchdown...Intercepted Simms on Tampa Bay's final possession and gained 40 yards on return to total a team-record 101 interception return yards, bettering the previous mark of 97 yards by Julius Peppers at Denver (10/10/04)...Equaled a personal best with two interceptions, previously achieved at Atlanta (12/18/04)...**Vs. New York Jets (11/13):** Intercepted pass by Jets quarterback Brooks Bollinger...Interception was one of a season-high six take-aways by the Panthers...10th career interception occurred in Gamble's 24th regular season game, the fastest a player has reached that plateau since corner-

back Anthony Henry notched his 10th career interception in his 16th career game while with Cleveland in 2001...**At Buffalo (11/6):** Intercepted Bills quarterback J.P. Losman on their final possession with 41 seconds remaining to clinch 13-9 victory for Carolina...**NFC Wild Card at New York (1/8):** Part of defensive effort that held scoreless a Giants offense that ranked third in the NFL in points per game...Panthers became the first team to register a shutout on the road in the playoffs since 1980 when the Los Angeles Rams posted a 9-0 victory at Tampa Bay (1/5/80) in the 1979 NFC Championship...Carolina shutout was third in team history, matching 24-0 victory versus Tampa Bay (12/1/96) and 13-0 win at New Orleans (10/19/97).

2004: Started all 16 games at right cornerback...Produced a team-high six interceptions, 84 tackles, 12 passes defended and one forced fumble...Stood fourth on the team with 10 special teams tackles...Ranked second on the team in passes defended and second among defensive backs in tackles...Three of his interceptions came during the last five games of the season...Three of his six interceptions came in Carolina's end zone, a fourth at the three-yard line, and the other two occurred inside Panthers territory...Performance helped Carolina reverse fortunes and finish with 6-2 mark after beginning season with record of 1-7...Primary contributor to defense that led NFL with 26 interceptions and ranked second with 38 take-aways...Team finished fourth in the League with a plus 12 turnover differential...Unit established team single-season marks for interceptions and with 420 interception return yards, surpassing previous marks of 24 interceptions and 374 interception return yards in 2001...Defense tied record for take-aways that had been achieved in 1996 and 2000.

HONORS: *Pro Football Weekly* All-Rookie.

AMONG LEADERS IN INTERCEPTIONS: Tied current teammate Ken Lucas for the NFC lead in interceptions...Lucas produced his interceptions total for Seattle and joined Carolina as an unrestricted free agent following the 2004 season...Interceptions total tied for first among NFL rookies, equalling amount tallied by Houston's Dunta Robinson...Tied for third in the NFL behind Baltimore's Ed Reed, who recorded nine, and Cincinnati's Tory James, who registered eight.

PANTHERS ROOKIE RECORDS: Six interceptions established team rookie mark, bettering the previous mark of three recorded by Ricky Manning, Jr. in 2003...Gamble's interception total tied Brett Maxie's 1995 total for the second-highest in team history and was two shy of the team record of eight, notched by Doug Evans in 2001...First rookie in Panthers history to be Carolina's sole interceptions leader...Manning, Jr. tied for the team lead as a rookie in 2003...First defensive player and third player overall in team history to start all 16 games as a rookie...Offensive linemen Blake Brockermeier and Jordan Gross started every regular season contest as rookies in 1995 and 2003 respectively.

GAME HIGHLIGHTS - At Kansas City (9/19): Posted first NFL interception, victimizing Chiefs quarterback Trent Green in the fourth quarter...**At Seattle (10/31):** Led team with a season-high 11 tackles...**Vs. Oakland (11/7):** Joined Jordan Carstens, Keary Colbert and Travelle Wharton as one of four rookies to start...Matched the most rookies to ever start in a regular season contest for the Panthers...Other games were when Nick Goings, Kris Jenkins, Dan Morgan and Chris Weinke started as rookies at Atlanta (9/23/01) and versus Green Bay (9/30/01)...**At San Francisco (11/14):** Intercepted 49ers quarterback Tim Rattay in the end zone with 1:05 remaining...One of five turnovers tallied by Panthers, including four in the second half as team rallied from 17-3 halftime deficit to end six-game losing streak...Interception was one of four recorded by defense, matching team record most recently accomplished at the New York Giants (12/28/03)...**Vs. Arizona (11/21):** Produced acrobatic one-handed interception in the end zone in the fourth quarter off of Cardinals quarterback Shaun King...One of four take-aways registered by defense...**Vs. St. Louis (12/12):** Intercepted Rams quarterback Chris Chandler in the end zone to thwart a St. Louis scoring threat at the end of the first half...Missed the second half with an injured groin...Part of defensive effort that produced a team-record six interceptions and equalled a team mark with seven take-aways...Six interceptions bettered team's previous mark of four that had been accomplished on six occasions, most recently at San Francisco (11/14) earlier in the season...Ironically, seven take-aways equalled a team record that previously had been set

versus St. Louis (12/3/00)...**At Atlanta (12/18):** Notched two interceptions of Falcons quarterback Michael Vick...Tallied first theft on last play of the first half...Registered second interception at the Falcons three-yard line in the fourth quarter...Second interception led to touchdown...Joined Dan Morgan, Ricky Manning, Jr. and Colin Branch as Carolina players who recorded two interceptions in a single game in 2004...Branch's two interceptions occurred versus Arizona (11/21)...Morgan's and Manning's performance came versus St. Louis (12/12).

COLLEGE: Versatile two-way performer entered draft following junior season after ending career with 19 starts at cornerback, 14 starts at wide receiver and six contests in which he started at both positions...**2003 (Jr.):** All-Big Ten first-team selection for the second consecutive season...Started all 13 games at cornerback and contributed at wide receiver in four contests...Produced three interceptions, 41 tackles, 12 passes defended and four receptions for 38 yards...Totalled 92 yards on 20 punt returns and 115 yards on six kickoff returns...**2002 (So.):** Elected co-MVP by his teammates, second-team All-America by The Sporting News and first-team All-Big Ten...Key member of Buckeyes team that captured National Championship...Started all 14 contests at wide receiver and played nine games on defense, starting the final six at cornerback...Led team with four interceptions and registered 24 tackles and six passes defended on defense...Ranked second on the team with 31 receptions for 499 yards on offense...Averaged 23.0 yards on 11 kickoff returns...Two interceptions came in opponents' end zone, one ended an opponent's final drive and one was returned for a touchdown...Earned opportunity on defense after demonstrating athletic ability during defensive drills when the receivers and defensive backs would switch positions...Received first defensive action at Cincinnati and recorded interception on his first play at cornerback...Returned interception 40 yards for touchdown versus Penn State that proved to be the difference in the game...57-yard reception versus Miami in the Fiesta Bowl set up field goal and was Ohio State's longest reception of the season...**2001 (Fr.):** Played in 11 games as a reserve receiver...Contributed five catches for 72 yards, four punt returns for 82 yards and kickoff return for 16 yards.

PERSONAL: First-team All-Florida selection as a senior at Dillard HS in Sunrise, FL, after recording 65 catches for 1,012 yards and 10 touchdowns to help team reach state championship...Returned two kickoffs and one punt for touchdowns...Sports and Leisure Studies major...Lives in Charlotte...Participated in the Carolina Panthers' Shop with a Panther event and the 2007 Caravan Tour...Single...Chris Lee Gamble.

CAREER Chris Gamble STATISTICS

Year	Team	GP/GS	Tot	T	A	Sack	Yds	INT	Yds	Lg	TD	PD	FF	FR	Yds
2004	Carolina	16/16	84	65	19	0.0	0	6	15	15	0	12	1	0	0
2005	Carolina	15/15	78	58	20	0.0	0	7	157	61	1	7	1	1	0
2006	Carolina	15/13	67	57	10	1.0	9	3	31	18t	1	11	0	0	0
Totals		46/44	229	180	49	1.0	9	16	203	61	2	30	2	1	0

		POSTSEASON													
Year	Team	GP/GS	Tot	T	A	Sack	Yds	INT	Yds	Lg	TD	PD	FF	FR	Yds
2005	Carolina	3/3	14	10	4	0.0	0	0	0	-	0	3	0	0	0
Totals		3/3	14	10	4	0.0	0	0	0	-	0	3	0	0	0

ADDITIONAL STATISTICS

SPECIAL TEAMS TACKLES: 2004 (10-8-2); 2005 (6-6-0); 2006 (1-1-0).
PUNT RETURNS: 2004 (9-69-7.7-16 Lg-0); 2005 (14-158-11.3-76 Lg-0); 2006 (36-185-5.1-24 Lg-0).

SINGLE-GAME CAREER HIGHS

TACKLES	11	at Seattle (10/31/04)
INTERCEPTIONS	2	two times, most recently at Tampa Bay (11/6/05)
FORCED FUMBLES	1	two times, most recently vs New England (9/18/05)
FUMBLE RECOVERIES	1	vs New York Jets (11/13/05)
LONG INT RETURN	61	at Tampa Bay (11/6/05)
PUNT RETURNS	6	vs New Orleans (1/2/05)
PUNT RETURN YARDS	76	vs New England (9/18/05)
LONG PUNT RETURN	76	vs New England (9/18/05)

GAMBLE GAME-BY-GAME STATISTICS

2006 CAROLINA

Date	Opp	W/L	P/S	T	S	A	SACK	QBP	FR	FF	PD	INT	YDS	LG	TD
09/10	ATLANTA	L	S	8	6	2	-	-	-	-	-	-	-	-	-
09/17	@Minnesota	L	S	8	7	1	-	-	-	-	-	-	-	-	-
09/24	@Tampa Bay	W	S	6	5	1	-	-	-	-	2	1	11	11	-
10/01	NEW ORLEANS	W	S	8	6	2	-	-	-	-	1	-	-	-	-
10/08	CLEVELAND	W	S	4	3	1	-	-	-	-	2	-	-	-	-
10/15	@Baltimore	W	S	2	2	-	-	1	-	-	3	-	-	-	-
10/22	@Cincinnati	L	S	7	6	1	-	-	-	-	1	-	-	-	-
10/29	DALLAS	L	S	5	5	-	-	-	-	-	-	1	2	2	-
11/13	TAMPA BAY	W	S	3	3	0	-	-	-	-	-	-	-	-	-
11/19	ST. LOUIS	W	S	3	3	0	-	-	-	-	-	-	-	-	-
11/26	@Washington	L	S	-	-	-	-	-	-	-	-	-	-	-	-
12/04	@ Philadelphia	L	S	4	3	1	-	-	-	-	-	-	-	-	-
12/10	NEWYORK GIANTS	L	S	-	-	-	INACTIVE/THIGH				-	-	-	-	-
12/17	PITTSBURGH	L	P	1	1	-	1.0	-	-	-	-	-	-	-	-
12/24	@Atlanta	W	P	1	1	-	-	-	-	-	1	-	-	-	-
12/31	@New Orleans	W	S	7	6	1	-	1	-	-	1	1	18	18	1
TOTALS			15/13	67	58	10	1.0	2	0	0	11	3	31	18	1

2005 CAROLINA

Date	Opp	W/L	P/S	T	S	A	SACK	QBP	FR	FF	PD	INT	YDS	LG	TD
09/11	NEW ORLEANS	L	S	7	3	4	-	-	-	-	-	-	-	-	-
09/18	NEW ENGLAND	W	S	6	6	-	-	-	-	1	1	-	-	-	-
09/25	@ Miami	L	S	5	5	-	-	-	-	-	-	1	-	-	-
10/03	GREEN BAY	W	S	2	-	2	-	-	-	-	1	-	-	-	-
10/09	@ Arizona	W	S	3	3	-	-	-	-	-	1	-	-	-	-
10/16	@ Detroit	W	S	-	-	-	INACTIVE/ANKLE				-	-	-	-	-
10/30	MINNESOTA	W	S	7	6	1	-	-	-	-	1	-	-	-	-
11/06	@ Tampa Bay	W	S	5	4	1	-	-	-	-	1	2	101	61	1
11/13	NEWYORK JETS	W	S	8	6	2	-	-	-	-	-	1	4	4	-
11/20	@ Chicago	L	S	8	8	-	-	-	-	-	-	-	-	-	-
11/27	@ Buffalo	W	S	5	4	1	-	-	-	-	1	1	-	-	-
12/04	ATLANTA	W	S	3	3	-	-	-	-	-	-	-	-	-	-
12/11	TAMPA BAY	L	S	3	2	1	-	-	-	-	-	-	-	-	-
12/18	@ New Orleans	W	S	5	2	3	-	-	-	-	1	1	52	52	-
12/24	DALLAS	L	S	8	4	4	-	-	-	-	-	-	-	-	-
01/01	@ Atlanta	W	S	3	2	1	-	-	-	-	-	1	-	-	-
TOTALS			15/15	78	58	20	0.0	0	0	1	7	7	157	61	1
POSTSEASON															
01/08	@ N.Y. Giants	W	S	5	2	3	-	-	-	-	-	-	-	-	-
01/15	@ Chicago	W	S	6	4	2	-	-	-	-	3	-	-	-	-
01/22	@ Seattle	L	S	3	3	-	-	-	-	-	1	-	-	-	-
TOTALS			3/3	14	9	5	0.0	0	0	0	4	0	0	0	0

2004 CAROLINA

Date	Opp	W/L	P/S	T	S	A	SACK	QBP	FR	FF	PD	INT	YDS	LG	TD	
09/13	GREEN BAY	L	S	2	1	1	-	-	-	-	-	-	-	-	-	
09/19	@ Kansas City	W	S	8	5	3	-	-	-	-	2	1	13	13	0	
10/03	ATLANTA	L	S	5	4	1	-	-	-	-	1	-	-	-	-	
10/10	@ Denver	L	S	4	1	3	-	-	-	-	-	-	-	-	-	
10/17	@ Philadelphia	L	S	3	2	1	-	-	-	-	-	-	-	-	-	
10/24	SAN DIEGO	L	S	4	3	1	-	-	-	-	1	-	-	-	-	
10/31	@ Seattle	L	S	11	11	0	-	-	-	-	-	-	-	-	-	
11/07	OAKLAND	L	S	6	4	2	-	-	-	-	-	-	-	-	-	
11/14	@ San Francisco	W	S	5	4	1	-	-	-	-	-	1	0	0	0	
11/21	ARIZONA	W	S	9	7	2	-	-	-	-	3	1	0	0	0	
11/28	TAMPA BAY	W	S	6	5	1	-	-	-	1	2	-	-	-	-	
12/05	@ New Orleans	W	S	5	4	1	-	-	-	-	1	-	-	-	-	
12/12	ST. LOUIS	W	S	2	2	0	-	-	-	-	-	1	0	0	0	
12/18	@ Atlanta	L	S	3	3	0	-	-	-	-	1	2	2	2	0	
12/26	@ Tampa Bay	W	S	6	5	1	-	-	-	-	1	-	-	-	-	
01/02	NEW ORLEANS	L	S	5	4	1	-	-	-	-	-	-	-	-	-	
TOTALS				16/16	84	65	19	0.0	0	0	1	12	6	15	13	0



Kevin GARRETT

cornerback

5-9 • 194 • Southern Methodist

Birthdate:.....7/29/80

Hometown:.....Brazoria, TX

High School:.....Sweeny

NFL:.....3rd Season

Panthers:.....1st Season

How Acquired:.....FA '07

36



PRO CAREER

- Responsible for 21 career special teams tackles.
- Made first NFL start for St. Louis at San Francisco and responded with a career-high four tackles (10/3/04).
- Drafted in the fifth round (172nd overall) by the St. Louis Rams in 2003.

TRANSACTIONS: Signed as a free agent by Carolina (1/2/07)...Waived by Houston (9/20/06)...Signed as a free agent by Houston (9/12/06)...Waived by Houston (9/3/06)...Signed as a free agent by Houston (8/1/06)...Waived by Kansas City (7/25/06)...Signed as a free agent by Kansas City (1/10/06)...Waived by St. Louis (9/3/05)...Selected by St. Louis in the fifth round (172nd overall) of the NFL Draft (4/27/03).

GP/GS: Career (24/1) [3/0]; 2006 (1/0); 2004 (14/1) [2/0]; 2003 (9/0) [1/0].

2006: Signed as a free agent by Houston (9/12) and appeared in one game before being waived by the Texans (9/20)...Contributed one special teams tackle at Indianapolis (9/17)...Waived by Kansas City during the offseason (7/25)...Signed as a free agent by Houston (8/1) before being waived by the Texans prior to the start of the regular season (9/3).

2005: Went to training camp with St. Louis...Waived by the Rams in the final roster cut-down (9/3).

2004: Played in 14 games with one start...Inactive for two contests...Compiled 10 tackles, four passes defended and 12 special teams stops...Inactive at Seattle (10/10) and versus

Tampa Bay (10/18)...**POSTSEASON:** Saw action in both of the Rams playoff games...Accounted for two special teams tackles...**At San Francisco (10/3):** Made first career start and responded with a single-game best four tackles and two passes defended.

2003: Selected in the fifth round (172nd overall) of the NFL Draft by St. Louis...Played in nine games, primarily on special teams, and was inactive for seven contests...Posted eight special teams tackles...Inactive for the first four games with a broken right wrist suffered in training camp...**POSTSEASON:** Appeared in NFC Divisional Playoff versus Carolina (1/10)...Notched two special teams tackles.

COLLEGE: Started 42 games at Southern Methodist...Totaled 265 tackles, seven interceptions, 36 passes defended, four forced fumbles and one fumble recovery in addition to blocking six kicks...**2002 (Sr.):** Made nine starts...Registered 48 tackles, two interceptions, six passes defended, one forced fumble, one fumble recovery and one blocked kick...**2001 (Jr.):** Started all 11 games...Honorable mention All-Western Athletic Conference selection...Collected 62 tackles, three interceptions with one return for a touchdown, 14 passes defended and one blocked kick...**2000 (So.):** Started all 12 games...Ranked second on the Mustangs with 74 tackles, one interception, 12 passes defended, two forced fumbles and two blocked kicks...**1999 (Fr.):** Named Western Athletic Conference Freshman of the Year by the *Fort Worth Star-Telegram*...Made 10 starts...Produced a career-high 81 tackles, one interception, four passes defended, one forced fumble and two blocked kicks...**1998:** Redshirted as a true freshman.

PERSONAL: Attended Sweeny HS in Brazoria, TX...Played cornerback, linebacker, fullback and tailback...Garnered All-District and All-County honors as a senior after recording 121 tackles...Finished second in the state in the 100-meter dash with a time of 10.2 seconds as a junior and posted a time of 10.09 seconds in as a senior...Cousin, Quentin Jammer, plays cornerback for the San Diego Chargers...Graduated from Southern Methodist with degrees in marketing and psychology...Earned mater's degree in liberal arts...Lives in Brazoria, TX...Kevin Rashard Garrett.

CAREER

Kevin Garrett

STATISTICS

Year	Team	GP/GS	Tot	T	A	Sack	Yds	INT	Yds	Lg	TD	PD	FF	FR	Yds
2003	St. Louis	9/0	0	0	0	0.0	0	0	0	-	0	0	0	0	0
2004	St. Louis	14/1	10	7	3	0.0	0	0	0	-	0	4	0	0	0
2006	Houston	1/0	0	0	0	0.0	0	0	0	-	0	0	0	0	0
Totals		24/1	10	7	3	0.0	0	0	0	-	0	4	0	0	0

POSTSEASON

Year	Team	GP/GS	Tot	T	A	Sack	Yds	INT	Yds	Lg	TD	PD	FF	FR	Yds
2003	St. Louis	1/0	0	0	0	0.0	0	0	0	-	0	0	0	0	0
2004	St. Louis	2/0	0	0	0	0.0	0	0	0	-	0	0	0	0	0
Totals		3/0	0	0	0	0.0	0	0	0	-	0	0	0	0	0



Nick GOINGS

running back

37



6-0 • 225 • Pittsburgh

Birthdate:.....1/26/78
 Hometown:.....Dublin, OH
 High School:.....Dublin Scioto
 NFL:.....7th Season
 Panthers:.....7th Season
 How Acquired:.....FA'01

PRO CAREER

- **PANTHERS TEAM RECORDS:** Matched team single-season record for consecutive 100-yard rushing games with four in 2004...Set team single-game record for rushing attempts and equalled mark for rushing touchdowns...Four consecutive 100-yard games equalled mark set by Stephen Davis in 2004...36 rushing attempts at New Orleans (12/05/04) bettered Fred Lane's 35 carries versus New Orleans (11/1/98)... Three rushing touchdowns versus Arizona (11/21/04) tied mark set by Lane versus Oakland (11/2/97) and matched by Tshimanga Biakabutuka at Washington (10/03/99)...Five 100-yard rushing games equalled second-highest single-season total in team history...Matched number recorded by Anthony Johnson in 1996 and stands behind seven recorded by Davis in 2003...Six rushing touchdowns and 217 rushing attempts rank as the third-highest single-season totals in team history.
- **AMONG PANTHERS ALL-TIME LEADERS:** Ranks sixth in team history with 391 rushing attempts, 1,460 rushing yards and five 100-yard rushing games...Tied for eighth in team history with six rushing touchdowns...85 games played rank 11th in team history, six behind Frank Garcia.
- Inserted as starter at San Francisco (11/14/04) in the ninth game of the season after four running backs were placed on injured reserve and ended 2004 season with career highs of eight starts, five 100-yard rushing games, 821 yards rushing, six rushing touchdowns, 217 rushing attempts, 45 receptions and 394 receiving yards.
- Named NFC Offensive Player of the Week after rushing for 121 yards and three touchdowns on 21 carries versus Arizona (11/21/04), including a career-long 57-yard scoring run that was the first rushing touchdown of his career.
- Beginning with 100-yard rushing outing versus Arizona (11/21/04), Goings ranked first in the NFL with five 100-yard rushing games, second with 182 rushing attempts and sixth with 691 rushing yards.
- Scored first career touchdown on pass reception versus Tennessee (10/19/03).
- Only undrafted rookie free agent to make Carolina's 53-man roster in 2001.
- First NFL start came as a rookie at Atlanta (9/23/01).
- Led the Panthers with 86 yards rushing in a win at Minnesota (9/9/01) in his first NFL game.



PANTHERS TALE

Nick finished his high school career at Dublin Scioto HS in Dublin, OH, with 5,785 career rushing yards and 82 touchdowns, including 2,589 yards and 38 touchdowns as a senior in 1995.

TRANSACTIONS: Signed to contract extension by Carolina (12/30/06)...Signed to contract extension by Carolina (4/8/04)...Signed as an undrafted rookie free agent by Carolina (4/27/01).

GP/GS: Career (85/13) [7/1]; 2006 (11/0); 2005 (16/1) [3/1]; 2004 (16/8); 2003 (15/0) [4/0]; 2002 (14/2); 2001 (13/2).

2006: Appeared in 11 games ...Utilized as a reserve running back and on special teams... Posted 11 carries for 52 yards rushing and 10 catches for 107 receiving yards with one touchdown...Finished tied for fifth on team with 10 special teams tackles...Contributed to a special teams unit that helped punter Jason Baker lead the NFC and establish a team record for the second consecutive season with a 39.0 net punting average...Served as primary kick returner at Washington (11/26) and at Philadelphia (12/4)...Inactive for a total of five games...Inactive at Minnesota (9/17) and at Tampa Bay (9/24) with an injured thigh...Inactive versus New York Giants (12/10), versus Pittsburgh (12/17) and at Atlanta (12/14) with an injured shoulder...**At Cincinnati (10/20):** 20-yard touchdown catch from Jake Delhomme was his only touchdown of the season...Touchdown catch was his first since three-yard touchdown reception versus Oakland (11/7/04)...**Vs. St. Louis (11/19):** Rushed for 34 yards on four carries with a season-long of 28 yards...Contributions helped team gain a team-record 242 rushing yards and equal a team mark with 13 rushing first downs... Previous team records of 229 yards rushing and 13 rushing first downs both were accomplished at Atlanta (1/1/06)...**At Washington (11/26):** Led team with three special teams tackles and one kick deflection and served as primary kick returner...Averaged 21.3 yards on three kickoff returns for 64 yards with a long of 28 yards...**At Philadelphia (12/4):** Served as primary kick returner...Averaged 25.7 yards on six kickoff returns for 154 yards with a long of 33.

2005: Primarily utilized as a reserve running back and on special teams...Appeared in all 16 games with one start at fullback...Tallied 37 carries for 133 yards and notched 14 receptions for 151 yards...Contributed nine special teams tackles...Member of punt coverage unit that ranked fifth in opponents' punt return average...Efforts helped punter Jason Baker lead the NFC and establish a team record with a 38.9 net punting average...**POSTSEASON:** Played in all three contests with one start at running back...Gained 99 yards on 27 carries and 24 yards on two receptions...Made one special teams tackle...**At Detroit (10/16):** Started at fullback for Brad Hoover, who was inactive with an injured shoulder...**At New Orleans (12/18):** 30-yard catch in second quarter set up quarterback Jake Delhomme's two-yard scoring run...**NFC Wild Card at New York Giants (1/8):** Rushed for 62 yards on 12 carries while spelling DeShaun Foster...Helped Panthers rush for 222 yards, the second-highest total in team history...**NFC Divisional Playoffs at Chicago (1/15):** Primary running back after DeShaun Foster left the game in the third quarter with a fractured right fibula...**NFC Championship at Seattle (1/22):** Started for Foster, who had been placed on injured reserve with a fractured right fibula...Left the game in the first quarter with a concussion.

2004: Achieved personal bests with 16 games played and eight games started...Led team with career highs of 821 yards rushing, six rushing touchdowns and 217 rushing attempts...Notched five 100-yard rushing contests, the first of his career...Became the fifth different player to rush for 100 yards or more for the Panthers since Jim Skipper became the running backs coach in 2002, a total that ties Washington for the NFL lead...Ranked third on the team with 45 catches for 394 yards and a touchdown, establishing personal bests for receptions and receiving yards...Finished fifth on the team with nine special teams tackles...Inserted into the starting lineup at San Francisco (11/14) after running backs Stephen Davis, DeShaun Foster, Rod Smart and Joey Harris were placed on injured reserve.

NFC OFFENSIVE PLAYER OF THE WEEK: Named NFC Offensive Player of the Week for the first time of his career after rushing for 121 yards on 21 carries and matching team record with three rushing touchdowns versus Arizona (11/21/04)...Included 57-yard scoring run that was a career long...Only offensive player to earn honor in 2004...First offensive player to earn recognition since Davis received honor for performance at New Orleans (10/26/04).

DURING FINAL SEVEN GAMES: Beginning with his 100-yard effort versus Arizona (11/21/04)

in Week 11, Goings ranked among the League's most productive running backs...Five 100-yard rushing games led the NFL...Ranked second in the League with 182 rushing attempts and sixth with 691 rushing yards...Included streak of four consecutive 100-yard rushing contests that tied team record set by Stephen Davis in 2003...Following Cardinals game, Goings rushed for 106 yards on 23 carries versus Tampa Bay (11/28), 122 yards on 36 carries at New Orleans (12/5) and 108 yards on 31 carries versus St. Louis (12/12)...Bolstered Carolina offense that ranked fourth in the NFL with an average of 28.9 points a game during the final eight weeks of the season.

GAME HIGHLIGHTS - Vs. Oakland (11/7): Scored touchdown on three-yard catch from quarterback Jake Delhomme with 2:25 remaining in game to tie score at 24 in eventual 27-24 defeat...**Vs. Arizona (11/21):** Earned NFC Offensive Player of the Week for the first time of his career...Gained 121 yards on 21 carries and tied the club record with three rushing touchdowns, including a career-long 57-yard scoring run... Three scoring runs came in the first half and were the first rushing touchdowns of his career... Also scored on runs of two yards and one yard...Three rushing touchdowns tied the team record set by Fred Lane versus Oakland (11/2/97) and matched by Tshimanga Biakatubuka at Washington (10/3/99)...Performance enabled him to become the 10th player in franchise history to rush for 100 yards in a game...Second player of season to register 100-yard outing, joining DeShaun Foster, who rushed for 174 yards at Kansas City (9/19/04)...Effort made Goings the fifth different player to rush for 100 yards or more for the Panthers since Jim Skipper became the running backs coach in 2002, a total that led the NFL at that time...**Vs. Tampa Bay (11/28):** Gained 106 yards on 23 carries to post second career 100-yard rushing game...Became first player to register consecutive 100-yard rushing games for Carolina since Stephen Davis in 2003...**At New Orleans (12/5):** Tallied a temporary career-high of 122 yards and a touchdown on a club-record 36 attempts...Scored on six-yard run...Bettered Fred Lane's 35 carries versus New Orleans (11/1/98)...Marked third career 100-yard rushing game...Became fourth player in team history to accumulate three consecutive 100-yard rushing contests...Equalled feat recorded by Stephen Davis in 2003, Fred Lane in 1997 and Anthony Johnson in 1996...One shy of team record of four set by Davis in 2004...**Vs. St. Louis (12/12):** Generated 108 yards and a touchdown on 31 attempts...Scored on one-yard run...Garnered fourth consecutive 100-yard rushing game to tie team record set by Stephen Davis in 2003...Fourth career 100-yard rushing game...**At Tampa Bay (12/26):** Responsible for a career high 127 yards rushing on 33 attempts...Outing marked fifth 100-yard rushing contest of the season, an amount that tied Anthony Johnson's 1996 effort for the second-highest single-season total in team history...Ranks behind seven recorded by Stephen Davis in 2003...Fifth career 100-yard rushing game for Goings...127 yards bettered previous career-high of 122 set at New Orleans (12/5)...**Vs. New Orleans (1/2/05):** Established career highs with six catches and 63 receiving yards.

2003: Primarily used on special teams and as a reserve running back...Played in 15 games...Registered 12 catches for 97 yards and his first career touchdown...Posted 10 carries for 69 yards rushing...Posted six tackles on special teams...Member of kickoff coverage unit that ranked fifth in the NFL in opponents' kickoff return average...**POSTSEASON:** Played in all four contests...Gained 22 yards on six carries and 15 yards on two receptions... Contributed two special teams tackles...**Vs. Tennessee (10/19):** Scored first NFL touchdown on eight yard reception from quarterback Jake Delhomme in the fourth quarter...Tied his career-high with four receptions and established career-high with 38 yards receiving.

2002: Utilized on special teams and primarily on third downs on offense... Played in 14 games with two starts...Ranked third on the team with 188 yards rushing on 50 carries...Responsible for 91 yards receiving on 18 receptions... Scored on a two-point conversion run... Contributed four tackles on special teams as part of coverage units that led the NFL in opponents kickoff return average for the second consecutive season... Inactive with bruised ribs at Green Bay (9/29) and versus Arizona (10/6)...**Vs Cincinnati (12/8):** Scored on a two-point conversion run...Two-point conversion was the first of his career and represented Carolina's first two-point conversion since quarterback Steve Beuerlein's conversion run at St.

Louis (11/5/00)...**At New Orleans (12/29)**: Started in place of an injured Dee Brown...Rushed for 70 yards on 18 carries.

2001: Played in 13 games with two starts...Gained 197 yards rushing on 66 carries and caught eight passes for 39 yards...Recorded a special teams tackle...Earned a spot on the roster after leading the team in rushing during the preseason with 43 carries for 147 yards and a touchdown...Inactive for two contests and dressed but did not play in one game...**At Minnesota (9/9)**: Played in his first regular season NFL contest and led the team with 86 yards rushing on 25 carries...**At Atlanta (9/23)**: Recorded first NFL start.

COLLEGE: Transferred to Pittsburgh following two seasons at Ohio State...Shared time with current San Francisco running back Kevan Barlow...**2000 (Sr.)**: Contributed 296 rushing yards on 75 carries...**1999 (Jr.)**: Posted 469 rushing yards, second on the team, and six touchdowns on 110 carries...**1998**: Sat out the 1998 season as a transfer...**1997 (So.)**: Gained 24 yards on nine rushes...**1996 (Fr.)**: Notched 12 rushes for 56 yards at Ohio State before suffering a chronic neck stinger that caused him to be redshirted.

PERSONAL: Highly touted at Dublin Scioto HS in Dublin, OH...Compiled 5,785 career rushing yards and 82 touchdowns, including 2,589 yards and 38 touchdowns as a senior in 1995...Social Sciences major...Lives in Charlotte...Participated in the 2007 Caravan Tour...Wife: Memi...Nicholas Aaron Goings.

CAREER

Nick Goings

STATISTICS

Year	Team	GP	GS	Att	RUSHING				No	RECEIVING			
					Yds	Avg	Lg	TD		Yds	Avg	Lg	TD
2001	Carolina	13	2	66	197	3.0	16	0	8	39	4.9	11	0
2002	Carolina	14	2	50	188	3.8	20	0	18	91	5.1	14	0
2003	Carolina	15	0	10	69	6.9	17	0	12	97	8.1	14	1
2004	Carolina	16	8	217	821	3.8	57t	6	45	394	8.8	37	1
2005	Carolina	16	1	37	133	3.6	17	0	14	151	10.8	30	0
2006	Carolina	11	0	11	52	4.7	28	0	10	107	10.7	23	1
Totals		85	13	391	1460	3.7	57t	6	107	879	8.2	37	3

Year	Team	GP	GS	Att	POSTSEASON RUSHING				No	RECEIVING			
					Yds	Avg	Lg	TD		Yds	Avg	Lg	TD
2003	Carolina	4	0	6	22	3.7	9	0	2	15	7.5	12	0
2005	Carolina	3	1	27	99	3.7	18	0	2	24	12.0	14	0
Totals		7	1	33	121	3.7	18	0	4	39	9.8	14	0

ADDITIONAL STATISTICS

SPECIAL TEAMS TACKLES: 2001 (11-6-5); 2002 (4-2-2); 2003 (6-4-2) [2-1-1]; 2004 (9-5-4); 2005 (9-8-1); 2006 (10-8-2).

SINGLE-GAME CAREER HIGHS

RUSH ATTEMPTS	36	at New Orleans (12/5/04)
RUSHING YARDS	127	at Tampa Bay (12/26/04)
RUSHING TOUCHDOWNS	3	vs Arizona (11/21/04)
LONG RUSH	57	vs Arizona (11/21/04)
LONG TD RUSH	57	vs Arizona (11/21/04)
RECEPTIONS	6	vs New Orleans (1/2/05)
RECEIVING YARDS	63	vs New Orleans (1/2/05)
RECEIVING TDS	1	two times, most recently vs Oakland (11/7/04)
LONG RECEPTION	37	at San Francisco (11/14/04)
LONG TD RECEPTION	3	vs Oakland (11/7/04)

GOINGS' 100-YARD RUSHING GAMES

Date	Opp	W/L	Rsh	Yds	Avg	Long	TD
12/26/04	@ Tampa Bay	W	33	127	3.8	18	0
12/05/04	@ New Orleans	W	36	122	3.4	19	1
11/21/04	ARIZONA	W	22	121	5.5	57	3
12/12/04	ST. LOUIS	W	31	108	3.5	16	1
11/28/04	TAMPA BAY	W	23	106	4.6	28	0

GOINGS GAME-BY-GAME STATISTICS

2006 CAROLINA

Date	Opp	W/L	P/S	Rsh	Yds	Avg	LG	TD	Rec	Yds	Avg	LG	TD	
09/10	ATLANTA	L	P	0	0	0.0	0	0	0	0	0.0	0	0	
09/17	@Minnesota	L		INACTIVE/THIGH										
09/24	@Tampa Bay	W		INACTIVE/THIGH										
10/01	NEW ORLEANS	W	P	0	0	0.0	0	0	0	0	0.0	0	0	
10/08	CLEVELAND	W	P	1	3	3.0	3	0	0	0	0.0	0	0	
10/15	@Baltimore	W	P	1	1	1.0	1	0	2	33	16.5	22	0	
10/22	@Cincinnati	L	P	2	1	0.5	1	0	1	20	20.0	20	1	
10/29	DALLAS	L	P	1	2	2.0	2	0	2	9	4.5	5	0	
11/13	TAMPA BAY	W	P	0	0	0.0	0	0	0	0	0.0	0	0	
11/19	ST. LOUIS	W	P	4	34	8.5	28	0	2	25	12.5	23	0	
11/26	@Washington	L	P	2	11	5.5	6	0	2	17	8.5	11	0	
12/04	@ Philadelphia	L	P	0	0	0.0	0	0	1	3	3.0	3	0	
12/10	NEW YORK GIANTS	L		INACTIVE/SHOULDER										
12/17	PITTSBURGH	L		INACTIVE/SHOULDER										
12/24	@Atlanta	W		INACTIVE/SHOULDER										
12/31	@New Orleans	W	P	0	0	0.0	0	0	0	0	0.0	0	0	
TOTALS				11/0	11	52	4.7	28	0	10	107	10.7	23	1

2005 CAROLINA

Date	Opp	W/L	P/S	Rsh	Yds	Avg	LG	TD	Rec	Yds	Avg	LG	TD	
09/11	NEW ORLEANS	L	P	1	2	2.0	2	-	2	15	7.5	11	-	
09/18	NEW ENGLAND	W	P	-	-	-	-	-	1	16	16.0	16	-	
09/25	@ Miami	L	P	-	-	-	-	-	-	-	-	-	-	
10/03	GREEN BAY	W	P	1	-	-	-	-	-	-	-	-	-	
10/09	@ Arizona	W	P	-	-	-	-	-	-	-	-	-	-	
10/16	@ Detroit	W	S	4	15	3.8	10	-	2	25	12.5	14	-	
10/30	MINNESOTA	W	P	5	20	4.0	6	-	-	-	-	-	-	
11/06	@ Tampa Bay	W	P	3	6	2.0	3	-	-	-	-	-	-	
11/13	NEWYORK JETS	W	P	-	-	-	-	-	-	-	-	-	-	
11/20	@ Chicago	L	P	1	-	-	-	-	-	-	-	-	-	
11/27	@ Buffalo	W	P	2	9	4.5	7	-	-	-	-	-	-	
12/04	ATLANTA	W	P	-	-	-	-	-	-	-	-	-	-	
12/11	TAMPA BAY	L	P	1	7	7.0	7	-	4	26	6.5	12	-	
12/18	@ New Orleans	W	P	16	52	3.3	17	-	2	36	18.0	30	-	
12/24	DALLAS	L	P	1	4	4.0	4	-	2	24	12.0	19	-	
01/01	@ Atlanta	W	P	2	18	9.0	17	-	1	9	9.0	9	-	
TOTALS				16/1	37	133	3.6	17	0	14	151	10.8	30	0
POSTSEASON														
01/08	@ N.Y. Giants	W	P	12	63	5.3	18	-	1	10	10.0	10	-	
01/15	@ Chicago	W	P	10	34	3.4	10	-	1	14	14.0	14	-	
01/22	@ Seattle	L	S	5	2	0.4	2	-	-	-	-	-	-	
TOTALS				3/1	27	99	3.7	18	0	2	24	12.0	14	0

2004 CAROLINA

Date	Opp	W/L	P/S	Rsh	Yds	Avg	LG	TD	Rec	Yds	Avg	LG	TD
09/13	GREEN BAY	L	P	-	-	-	-	-	1	13	13.0	13	0
09/19	@ Kansas City	W	P	2	6	3.0	3	0	1	19	19.0	19	0
10/03	ATLANTA	L	P	-	-	-	-	-	1	0	0.0	0	0
10/10	@ Denver	L	P	12	22	1.8	5	0	1	-4	-4.0	-4	0
10/17	@ Philadelphia	L	P	4	27	6.8	10	0	5	40	8.0	21	0
10/24	SAN DIEGO	L	P	4	11	2.8	6	0	2	11	5.5	6	0
10/31	@ Seattle	L	P	1	11	11.0	11	0	2	14	7.0	8	0
11/07	OAKLAND	L	P	4	11	2.8	4	0	4	36	9.0	23	1
11/14	@ San Francisco	W	S	8	42	5.3	11	0	3	50	16.7	37	0
11/21	ARIZONA	W	S	22	121	5.5	57	3	3	21	7.0	11	0
11/28	TAMPA BAY	W	S	23	106	4.6	28	0	3	17	5.7	7	0
12/05	@ New Orleans	W	S	36	122	3.4	19	1	6	46	7.7	18	0
12/12	ST. LOUIS	W	S	31	108	3.5	16	1	-	-	-	-	-
12/18	@ Atlanta	L	S	24	61	2.5	8	1	3	29	9.7	13	0
12/26	@ Tampa Bay	W	S	33	127	3.8	18	0	4	39	9.8	22	0
01/02	NEW ORLEANS	L	S	13	46	3.5	11	0	6	63	10.5	16	0
TOTALS			16/8	217	821	3.8	57	6	45	394	8.8	37	1

2003 CAROLINA

Date	Opp	W/L	P/S	Rsh	Yds	Avg	LG	TD	Rec	Yds	Avg	LG	TD
09/07	JACKSONVILLE	W	P	1	4	4.0	4	0	1	4	4.0	4	0
09/14	@ Tampa Bay	W	P	-	-	-	-	-	-	-	-	-	-
09/28	ATLANTA	W	P	-	-	-	-	-	-	-	-	-	-
10/05	NEW ORLEANS	W	P	-	-	-	-	-	-	-	-	-	-
10/12	@ Indianapolis	W	P	-	-	-	-	-	-	-	-	-	-
10/19	TENNESSEE	L	P	1	7	7.0	7	0	4	38	9.5	12	1
10/26	@ New Orleans	W		INACTIVE/CONCUSSION									
11/02	@ Houston	L	P	-	-	-	-	-	1	9	9.0	9	0
11/09	TAMPA BAY	W	P	1	2	2.0	2	0	-	-	-	-	-
11/16	WASHINGTON	W	P	2	20	10.0	17	0	-	-	-	-	-
11/23	@ Dallas	L	P	-	-	-	-	-	-	-	-	-	-
11/30	PHILADELPHIA	L	P	1	8	8.0	8	0	2	19	9.5	14	0
12/07	@ Atlanta	L	P	-	-	-	-	-	-	-	-	-	-
12/14	@ Arizona	W	P	-	-	-	-	-	1	8	8.0	8	0
12/21	DETROIT	W	P	1	11	11.0	11	0	2	10	5.0	7	0
12/28	@ New York Giants	W	P	3	17	5.7	8	0	1	9	9.0	9	0
TOTALS			15/0	10	69	6.9	17	0	12	97	8.1	14	1

POSTSEASON

01/03	DALLAS	W	P	-	-	-	-	-	-	-	-	-	-
01/10	@ St. Louis	W	P	6	22	3.7	9	0	1	12	12	12	0
01/18	@ Philadelphia	W	P	-	-	-	-	-	1	3	3	3	0
02/01	@ New England	L	P	-	-	-	-	-	-	-	-	-	-
TOTALS			4/0	6	22	3.7	9	0	2	15	7.5	12	0

2002 CAROLINA

Date	Opp	W/L	P/S	Rsh	Yds	Avg	LG	TD	Rec	Yds	Avg	LG	TD
09/08	BALTIMORE	W	P	4	19	4.8	20	0	1	-3	-3.0	-3	0
09/15	DETROIT	W	P	2	5	2.5	3	0	2	7	3.5	8	0
09/22	@ Minnesota	W	P	3	10	3.3	7	0	-	-	-	-	-
09/29	@ Green Bay	L											
10/06	ARIZONA	L											
10/13	@ Dallas	L	P	2	9	4.5	5	0	1	8	8.0	8	0
10/20	@ Atlanta	L	P	2	12	6.0	11	0	1	5	5.0	5	0
10/27	TAMPA BAY	L	P	2	6	3	4	0	-	-	-	-	-
11/10	NEW ORLEANS	L	P	4	8	2	3	0	-	-	-	-	-
11/17	@ Tampa Bay	L	P	-	-	-	-	-	4	35	8.8	11	0
11/24	ATLANTA	L	P	-	-	-	-	-	1	7	7.0	7	0
12/1	@ Cleveland	W	P	-	-	-	-	-	-	-	-	-	-
12/08	CINCINNATI	W	P	4	23	5.8	14	0	2	9	4.5	8	0
12/15	@ Pittsburgh	L	S	3	9	3.0	4	0	1	-1	-1.0	-1	0
12/22	CHICAGO	W	P	6	17	2.8	8	0	2	19	9.5	14	0
12/29	@ New Orleans	W	S	18	70	3.9	15	0	3	5	1.7	7	0
TOTALS			14/2	50	188	3.8	20	0	18	91	5.1	14	0

2001 CAROLINA

Date	Opp	W/L	P/S	Rsh	Yds	Avg	LG	TD	Rec	Yds	Avg	LG	TD
09/09	@Minnesota	W	P	25	86	3.4	15	0	-	-	-	-	-
09/23	@Atlanta	L	S	15	57	3.8	16	0	2	9	4.5	5	0
09/30	GREEN BAY	L	S	8	12	1.5	3	0	1	4	4.0	4	0
10/07	@ San Francisco	L											
10/14	NEW ORLEANS	L											
10/21	@ Washington	L											
10/28	NEW YORK JETS	L	P	-	-	-	-	-	-	-	-	-	-
11/04	@ Miami	L	P	-	-	-	-	-	-	-	-	-	-
11/11	@ St. Louis	L	P	9	13	1.4	11	0	2	18	9.0	11	0
11/18	SAN FRANCISCO	L	P	-	-	-	-	-	-	-	-	-	-
11/25	ATLANTA	L	P	-	-	-	-	-	-	-	-	-	-
12/02	@ New Orleans	L	P	2	1	0.5	1	0	1	2	2.0	2	0
12/09	@ Buffalo	L	P	2	0	0.0	0	0	-	-	-	-	-
12/23	ST. LOUIS	L	P	-	-	-	-	-	-	-	-	-	-
12/30	ARIZONA	L	P	1	3	3.0	3	0	1	4	4.0	4	0
01/06	NEW ENGLAND	L	P	4	25	6.3	16	0	1	2	2.0	2	0
TOTALS			13/2	66	197	3.0	16	0	8	39	4.9	11	0



in the community

Since 1994, Carolina Panthers Charities has helped hundreds of worthy non-profit agencies in the Carolinas meet the needs of their communities through a semi-annual grants program. Panthers Charities supports a wide range of initiatives including arts, athletic, civic, educational and human service programs.



Otis **GRIGSBY** defensive end

60

6-3 • 260 • Kentucky

Birthdate:	11/19/80
Hometown:	Converse, TX
High School:	Judson
NFL:	3rd Season
Panthers:	2nd Season
How Acquired:	FA '06



PRO CAREER

- One of two undrafted rookie free agents to appear on Miami's 53-man roster in 2003.
- Attended training camp with Miami in 2004 and Atlanta in 2005.

TRANSACTIONS: Signed to practice squad by Carolina (12/20/06)...Waived by Carolina (8/29/06)...Signed as a free agent by Carolina (1/4/06)...Waived by Atlanta (8/26/05)...Signed as a free agent by Atlanta (8/8/05)...Waived by Atlanta (7/25/05)...Signed as a free agent by Atlanta (1/7/05)... Waived by Miami (9/5/04)...Signed as an undrafted rookie free agent by Miami (5/5/03).

GP/GS: Career (0/0); 2003 (0/0).

2006: Spent final two weeks of regular season on practice squad after being signed by Carolina (12/20)...Attended training camp before being waived prior to start of the regular season (8/29).

2005: Participated in training camp with Atlanta...Waived by the Falcons during the pre-season (8/26).

2004: Went to training camp with Miami...Waived by the Dolphins prior to the start of the regular season (9/5).

2003: Signed as an undrafted rookie free agent by Miami (5/5)...Inactive for all 16 games...One of two undrafted rookie free agents to appear on the Dolphins 53-man roster.

COLLEGE: Played in 45 games with 18 starts at Kentucky...Totaled 103 tackles, 10 sacks, five forced fumbles and five fumble recoveries for the Wildcats...**2002 (Sr.):** Started all 12 games...Collected 65 tackles, 2.5 sacks, one forced fumble and one fumble recovery...**2001 (Jr.):** Appeared in all 11 games...Accounted for 15 tackles, 2.5 sacks, one forced fumble and one fumble recovery...**2000 (So.):** Started six-of-11 games...Gathered 20 tackles, four sacks, three forced fumbles and two fumble recoveries...**1999 (Fr.):** Saw action in 11 games...Contributed three tackles, one sack and one fumble recovery.

PERSONAL: Attended Judson HS in Converse, TX...Played linebacker and earned first-team All-State and All-District honors after amassing 173 tackles and eight sacks as a senior...Also garnered honorable mention All-District and All-City honors in basketball...Majored in interior design at Kentucky...Participated in the 2007 Caravan Tour...Single...Otis Wayne Grigsby, Jr.



PANTHERS TALE

Otis' mother, Loretta, works with blind students in the Judson Independent School District in northeast Bexar County, Texas. Her job includes transferring classwork, among other things, into Braille, so students can remain in the mainstream classrooms.



Jordan **GROSS** tackle

69

6-4 • 300 • Utah

Birthdate:7/20/80
Hometown:Fruitland, ID
High School:Fruitland
NFL:5th Season
Panthers:5th Season
How Acquired:D'103



PRO CAREER:

- Starter in all 64 regular season contests as well as each of the seven postseason games since being drafted in the first round by Carolina in 2003.
- Made the transition back to left tackle for 15 games in 2006 after Travele Wharton suffered a season-ending injury in Week One. Started all 16 games at right tackle in 2005, the position where he started as a rookie in 2003, after spending 2004 season at left tackle.
- Contributed to an offensive line unit that ranked 10th in the NFL in sacks per pass play, despite employing eight different combinations through the first four weeks of the season.
- Aided Panthers in recording a team-record 242 yards rushing versus St. Louis (11/19/06), an average of 5.6 yards per carry.
- Member of offensive line that allowed only 28 sacks in 2005, the second-lowest total in team history.
- Key contributor to rushing attack that produced a team-record 229 yards at Atlanta (1/1/05) in the regular season finale and 223 yards at New York in the NFC Wild Card game (1/8/05). Efforts marked the first time in team history that the Panthers rushed for more than 200 yards in consecutive games and enabled Carolina to join Atlanta as the only teams to generate consecutive games with 200 or more yards rushing during the 2005 season.
- Helped running back Nick Goings match a team record with four consecutive 100-yard rushing games in 2004.
- *Pro Football Weekly* All-Rookie and *Sports Illustrated* All-Pro after starting all 16 games at right tackle in 2003.
- Lone rookie starter on offensive line that established a Panthers team record by yielding only 27 sacks and helped the offense set a team mark by rushing for 2,091 yards in 2003.
- Helped clear paths for Panthers running attack that ranked seventh in the NFL in rushing with an average of 130.9 yards a game, the highest Carolina has ever finished in that category at the end of a regular season.
- Efforts helped running back Stephen Davis rush for 1,444 yards, a team-record and career-high, en route to earning his third career Pro Bowl selection.



PANTHERS TALE

Jordan and his wife, Dana, own and operate J&D River Ranch on 40 acres of farm land in Idaho where they grow alfalfa. They also came up with Gross' Green Team, a way to continue to spread consciousness about what can be done on a small scale to make big changes in our environment. They stress that minor changes in a person's daily habits can make big changes over the course of a lifetime. The Green Team's main goal is to teach kids that everyday everyone can play a part in taking care of what belongs to all of us.

- Assisted Panthers in generating 223 yards rushing at New Orleans (10/26/03), including 178 yards rushing by Davis, another team mark.
- Selected eighth overall in the 2003 college draft.

TRANSACTIONS: Selected by Carolina in the first round (8th overall pick) in 2003 NFL Draft (4/26/03).

GP/GS: Career (64/64) [7/7]; 2006 (16/16); 2005 (16/16) [3/3]; 2004 (16/16); 2003 (16/16) [4/4].

2006: Played all 16 games at left tackle with 15 starts...Started season opener at right tackle, but was moved to left tackle after Travelle Wharton left the game with an injured knee... Returned to the position where he started 16 games in 2004...Contributed to an offensive line unit that ranked 10th in the NFL and seventh in the NFC in sacks per pass play, despite employing eight different combinations through the first four weeks of the season...Cleared lanes for DeShaun Foster and DeAngelo Williams to rush for 1,398 yards...**GAME HIGHLIGHTS:** ...**Vs. Atlanta (9/10):** Started at right tackle but was moved to left tackle after Travelle Wharton left the game with an injured left knee...**Vs. Cleveland (10/8):** Started at left tackle and opened running lanes for DeShaun Foster to rush for 119 yards in becoming the first Panthers player to rush for more than 100 yards in consecutive games since running back Nick Goings accomplished the feat in four consecutive contests in 2004...**At Baltimore (10/15):** Started at left tackle and provided protection for quarterback Jake Delhomme to pass for a career-high 365 yards...**Vs. St. Louis (11/19):** Started at left tackle and contributed to an offensive unit that totaled a team-record 242 yards rushing on 43 attempts, an average of 5.6 yards per carry...Helped offense maintain possession for 38:43, almost 18 minutes longer than St. Louis...**Vs. New York Giants (12/10):** Helped offensive unit accumulate 463 yards total yards, the second-highest total in team history, exceeded by the 483 yards gained at Washington (10/3/99)...**At Atlanta (12/24):** Contributed to an offense that accumulated 183 rushing yards on 52 rushing attempts and maintained possession for 41:47...52 rushing attempts established team record, bettering previous mark of 45 attempts accomplished twice, most recently at Dallas (12/8/97)...13 rushing first downs generated by offense equaled a team mark previously achieved twice, most recently versus St. Louis (11/19/06)...41:47 time of possession stands as second-highest amount in team history, trailing team record of 41:51 established at New Orleans (12/5/04).

2005: Started all 16 games at right tackle... Returned to the position where he started as a rookie in 2003 after spending 2004 at left tackle...Member of offensive line unit that started the same five players in every contest for the first time in team history...Part of group that yielded 28 sacks, the second-fewest total in team history behind the 26 surrendered in 2003...Offensive front surrendered one sack or fewer in 10 regular season games and rushed for 100 or more yards in eight regular season games and two postseason contests...Part of offensive group that ranked eighth in the NFL and second in team history with an average of 24.4 points per game...Provided protection for Jake Delhomme to become first player in team history to pass for more than 3,000 yards in three consecutive seasons and earn his first Pro Bowl selection...Opened lanes for Stephen Davis to establish a team record with 12 rushing touchdowns and for DeShaun Foster to rush for a career-high 879 yards, the third-highest total in team history...**POSTSEASON:** Started all three contests at right tackle...Helped the Panthers improve average to 127.3 rushing yards per game and 4.3 yards per carry during the postseason after the unit averaged 104.9 yards and 3.4 yards per rushing attempt during the regular season...**At Atlanta (1/1):** Contributions helped establish team record with 13 rushing first downs and 229 yards rushing, including 165 yards by DeShaun Foster, in victory that secured playoff berth...Bettered previous team record of 223 rushing yards set in overtime game at New Orleans (10/23/03)...13 rushing first downs bettered the previous mark of 12, previously accomplished five times, most recently at Houston (11/2/03)...**NFC Wild Card at New York Giants (1/8):** Contributed to an offense that accumulated 223 yards rushing on 45 attempts and maintained possession for 42:45...Total included 151 yards by DeShaun Foster...223 yards matched the second-highest total in team history...Marked first time in team history that

Carolina gained more than 200 yards rushing in consecutive contests after it amassed a team-record 229 yards in the regular season finale at Atlanta (1/1)...Effort enabled Carolina to join Atlanta as the only teams to generate consecutive games with 200 or more yards rushing during the 2005 season...42:45 stands as the highest time of possession in team history for any game, including the playoffs...Bettered regular season best of 41:51 at New Orleans (12/5/04)...45 attempts equaled the most in team history, previously accomplished at Dallas (12/8/97) and versus Arizona (11/19/95)...**NFC Divisional Playoffs at Chicago (1/15):** Contributed to offensive line performance that limited Chicago to one sack after surrendering eight sacks at Chicago (11/20) earlier in the season...Part of offense that produced 29 points and 434 total net yards against Chicago defense that allowed a League-low 12.9 points per game and ranked second in the NFL in yards allowed per game...Contributions helped Carolina equal NFL record with its fourth consecutive road postseason victory and become fourth team since 1990 to win an NFC Divisional Playoff game on the road.

2004: Switched from right tackle to left tackle, where he started all 16 games...Joined center Jeff Mitchell as the only offensive linemen to start every contest...Two players also were only two returning starters on offensive line...Member of offensive line that fielded five different starting combinations during the regular season...Contributed to offensive front that ranked ninth in the NFL in sacks per pass play...33 sacks allowed ranked as the third-fewest in team history...Member of offense that averaged 326.6 yards per game, the second-highest amount in team history, trailing only 355.4 yards produced in 1999...Provided protection for Jake Delhomme to throw for 3,886 yards and 29 touchdowns, the second-highest totals in team history...Cleared lanes for Nick Goings to equal team record with four consecutive 100-yard rushing games...**HONORS:** *Football Digest* All-Pro second-team...**At Kansas City (9/19):** Helped Foster amass 174 yards rushing, the second-highest total in team history, and team to generate a season-high 183 rushing yards...**At San Francisco (11/14):** Part of offensive effort that generated 34 second-half points, the second-highest total in team history...Helped team overcome 17-0, matching the biggest comeback in team history, and end six-game losing streak...**Vs. Arizona (11/21):** Efforts helped Nick Goings earn NFC Player of the Week recognition after rushing for 121 yards and tying team record with three rushing touchdowns...**At New Orleans (12/5):** Effective run blocking helped Nick Goings set team mark with 36 rushing attempts...**At Tampa Bay (12/26):** Protection allowed Jake Delhomme to tie team record with four touchdown passes and register a career-high 143.4 passer rating.

2003: Started all 16 games and all four postseason contests at right tackle as the only rookie to start every game for the Panthers...Did not miss an offensive play the entire season...During the entire season, personally allowed only three sacks...Penalized once for holding and twice for false starts...Member of offensive line that helped the Panthers gain a team-record 2,091 rushing yards, bettering the previous mark of 1,770 yards rushing set in 1997...Offensive line ranked 11th in the League in sacks per pass attempt with just 26 sacks allowed, a team record and five fewer sacks than the previous team mark of 31 set in 2001...Contributed to offense that ranked seventh in the NFL in rushing with an average of 130.9 yards per game, the highest Carolina has ever finished in that category at the end of a season, and rushed for more than 170 yards in six contests...Offensive front allowed one sack or fewer in 10 games...Front held opponents without a sack in five games, a team-best bettering the previous mark of four games set in 2002...Efforts helped running back Stephen Davis rush for 1,444 yards, a team record and career-high, earn NFC Offensive Player of the Week recognition following three games and garner a selection to his third career Pro Bowl...**POST-SEASON:** Member of offensive line that helped Davis lead the League in rushing yards and quarterback Jake Delhomme compile a passer rating of 106.1, the highest a quarterback has tallied during his first postseason appearance (minimum three starts) since 1985 when New England's Tony Eason recorded a rating of 119.0 and Chicago's Jim McMahon notched a rating of 106.6...Part of offense that improved its average total net yards per game to 377.0 yards during the postseason after averaging 321.3 yards during the regular season...**HONORS:** *Pro Football Weekly* All-Rookie, *Sports Illustrated* All-Pro...**At Tampa Bay (9/14):** Contributor on offensive line that limited Buccaneers highly touted defense to one sack and cleared running

lanes for Davis to rush for 142 yards...Performance helped Davis win NFC Offensive Player of the Week award and become the first Panthers running back to rush for more than 100 yards in consecutive games since Tshimanga Biakabutuka in 1999...**Vs. New Orleans (10/5):** Member of offensive front that did not allow a sack and helped Davis rush for 159 yards to become first veteran player in NFL history to begin his career with a new team by rushing for more than 100 yards in each of his first four games...**At New Orleans (10/26):** Part of running attack that generated a team-record 223 yards rushing, bettering the previous team mark of 216 yards set versus Oakland (11/2/97)...Efforts helped Davis earn NFC Offensive Player of the Week recognition after he gained 178 rushing yards, the highest single-game total in Panthers history...**Vs. Washington (11/5):** Aided offensive attack that produced a season-high 427 total net yards, the highest amount generated by a Carolina offense since 2000 when the Panthers amassed 447 yards versus Seattle (10/8/00)...**NFC Divisional Playoffs at St. Louis (1/10):** Contributed to offensive effort in which Carolina totalled 216 yards rushing, an amount that tied for the second-highest total in team history, matching figure produced versus Oakland (11/2/97).

COLLEGE: 2002 (Sr.): Consensus All-America and finalist for the Outland Trophy...Did not allow a sack during his last two seasons at Utah...Started all 11 contests in his first full season at left tackle...All-Mountain West Conference (MWC) first-team choice...**2001 (Jr.):** Started at three different positions as member of offensive line that allowed five sacks and tied Miami for the fewest sacks allowed in the country... All-MWC honorable mention choice for the second consecutive season as well as an academic All-Conference second-team pick...Started all 12 contests...Opened the first two games at left guard, the following eight contests at right tackle and the final two games at left tackle...Did not allow a sack and was a key contributor to an offensive line that allowed only five sacks the entire season, tying national champion Miami for the fewest sacks allowed in the country...Utes offense ranked 12th in the country and second in the conference with an average of 218.9 rushing yards per game...Unit also ranked second in the conference with averages of 29.0 points and 428.7 yards of total offense... Helped Dameon Hunter rush for 1,396 yards, the second-highest total in Utes history...Gross gained 13 yards on a lateral at BYU and caught a two-point conversion at Air Force...**2000 (So.):** Earned All-MWC honorable mention...Started all 11 games, opening the season's first nine games at right tackle and the final three contests at right guard...**1999 (Fr.):** Played in nine games, including the Las Vegas Bowl, and started the final three contests at right tackle for a Utah team that claimed a share of the conference championship with a 9-3 record... Contributed to an offense that led the conference and ranked 16th in the nation in scoring with an average of 33.0 points...**1998:** Redshirted as a true freshman.

PERSONAL: All-State offensive and defensive lineman at Fruitland (ID) HS...Earned a black belt in tae-kwon-do in high school...Graduated with a communications degree...Lives in Charlotte...Participated in Operation Blessing Tackle Hunger and the AAA Fan Cruise...A part of the 2007 Carolina Panthers Fit Squad...Wife: Dana...Son: Teddy...Jordan Alan Gross.



in the community

The Carolina Panthers, Mecklenburg County Park & Recreation and Pop Warner football have created a flag football league for special needs children. The Sir Purr Challenger League creates unique opportunities for children and their families to experience the joy of participating in the sport of football.



Jason **HALL** defensive end

62

6-3 • 253 • Tennessee

Birthdate:.....10/31/83
Hometown:.....Chattanooga, TN
High School:.....The McCallie School
NFL:.....1st Season
Panthers:.....1st Season
How Acquired:.....FA '07



PRO CAREER

- 2007 NFL: Signed as a free agent by Carolina (1/9)...Allocated to NFL Europa and assigned to the Cologne Centurions...2006: Signed as an undrafted rookie free agent by Buffalo (5/5)...Waived by the Bills prior to the start of the regular season (9/2).

TRANSACTIONS: Signed as a free agent by Carolina (1/9/07)...Waived by Buffalo (9/2/06)...Signed as an undrafted rookie free agent by Buffalo (5/5/06).

COLLEGE: Played in 44 games with 12 starts at Tennessee...Compiled 101 tackles, 11 sacks, one forced fumble, one fumble recovery and four batted passes...**2005 (Sr.):** Started all 11 games...Posted a career-high 51 tackles, one forced fumble, one fumble recovery and three batted passes...Ranked second on the Volunteers with seven sacks...Sacked quarterback Blake Mitchell in the end zone for a safety at South Carolina...**2004 (Jr.):** Played in 13 games with one start...Made first career start against Texas A&M in the Cotton Bowl...Collected 27 tackles, three sacks and one batted pass...**2003 (So.):** Played in 13 games...Recorded 21 tackles and one sack...Co-winner of the Andy Spiva Award, given to the most improved defensive player during spring practice...**2002 (Fr.):** Played in seven games...Contributed two tackles.

PERSONAL: Attended The McCallie School in Chattanooga, TN...Played tight end and defensive end...Named the Division II-AAA Player of the Year as a senior after helping team produce a 12-0 record and win the state championship...Also earned all-state and all-city honors...Averaged 16 points and 10 rebounds as a junior in basketball...Competed in the shot put and had a career-best throw of 50 feet...Majored in business...Single...Jason Rollins Hall.



PANTHERS TALE

Jason was named the 2007 NFL Europa League Defensive MVP after leading the league with 12 sacks for the Cologne Centurions. He tied a league mark by posting a sack in seven consecutive contests.



Geoff HANGARTNER

center

63

6-5 • 301 • Texas A&M

Birthdate:4/22/82
 Hometown:New Braunfels, TX
 High School:New Braunfels
 NFL:3rd Season
 Panthers:3rd Season
 How Acquired:D5b '05



PRO CAREER

- Versatile offensive lineman started a career-high 15 games at center in 2006.
- Contributed to an offensive line unit that ranked 10th in the NFL in sacks per pass play, despite employing eight different combinations through the first four weeks of the season.
- Aided Panthers in recording a team-record 242 yards rushing versus St. Louis (11/19/06), an average of 5.6 yards per carry.
- Utilized primarily on special teams and as reserve lineman, where he played in six games as a rookie in 2005.

TRANSACTIONS: Selected in the fifth round (169th overall) of the 2005 NFL draft on April 24, 2005.

GP/GS: Career (22/15) [3/0]; 2006 (16/15); 2005 (6/0) [3/0].

2006: Appeared in all 16 games with 15 starts at center...Started the final 15 games of the season at center after Justin Hartwig was lost for the season with a groin injury...Contributed to an offensive line unit that ranked 10th in the NFL and seventh in the NFC in sacks per pass play, despite employing eight different combinations through the first four weeks of the season...Cleared lanes for DeShaun Foster and DeAngelo Williams to rush for 1,398 yards...**vs. Cleveland (10/8):** Started at center and opened running lanes for DeShaun Foster to rush for 119 yards in becoming the first Panthers player to rush for more than 100 yards in consecutive games since running back Nick Goings accomplished the feat in four consecutive contests in 2004...**At Baltimore (10/15):** Started at center and provided protection for quarterback Jake Delhomme to pass for a career-high 365 yards...**vs. St. Louis (11/19):** Started at center and contributed to an offensive unit that totaled a team-record 242 yards rushing on 43 attempts, an average of 5.6 yards per carry...Helped offense maintain possession for 38:43, almost 18 minutes longer than St. Louis...**vs. New York Giants (12/10):** Helped offensive unit accumulate 463 yards total yards, the second-highest total in team history, exceeded by the 483 yards gained at Washington (10/3/99)...**At Atlanta (12/24):** Contributed to an offense that accumulated 183 rushing yards on 52 rushing attempts and maintained possession for 41:47...52 rushing attempts established team record, bettering previous mark of 45 attempts accomplished twice, most recently at Dallas (12/8/97)...13 rushing first downs generated by offense equaled a team mark previously achieved twice, most recently versus St. Louis (11/19/06)...41:47 time of possession stands as second-highest amount in team history, trail-



PANTHERS TALE

Geoff's brother Daniel serves in the U.S. Army Special Forces unit. He has served one tour of duty in Iraq. The first Special Forces unit in the Army was formed on June 11, 1952, when the 10th Special Forces Group was activated at Fort Bragg, North Carolina.

ing team record of 41:51 established at New Orleans (12/5/04).

2005: Played in six games...Inactive for the first nine games of the season...Saw action primarily on special teams...Reserve on offensive line that started the same five players in every contest for the first time in team history...Did not play versus Tampa Bay (12/11)...**POST-SEASON:** Played on special teams in all three games...**At Chicago (11/20):** Received first NFL action of his career when he briefly replaced an injured Jeff Mitchell at center.

COLLEGE: Started 36 consecutive games for the Aggies at offensive tackle and center...**2004 (Sr.):** First-team All-Big 12 choice by *The Associated Press* and a Hula Bowl selection...Started all 12 games for the third consecutive season...Made the transition from center to tackle and helped the offense average 438.5 yards per game... Earned All-Big 12 honors after offense averaged 6.4 yards per play, which was the second-highest average in school history...**2003 (Jr.):** Co-MVP of an offensive line that led the way for A&M's first 1,000-yard rusher since 1998...**2002 (So.):** Started all 12 contests at center in his first year as a starter... All-Big 12 third-team choice by coaches...Replaced Seth McKinney who was one of only five centers in Division I history to start every game in his college career...Provided protection for quarterbacks Dustin Long and Reggie McNeal, who produced a school single-season record 2,965 yards passing and 25 touchdowns...**2001 (Fr.):** Saw limited action in a backup role at center and on special teams...**2000:** Redshirted as a true freshman.

PERSONAL: Second-team All-State selection following his senior season at New Braunfels HS in Texas...Helped New Braunfels to a pair of state playoff appearances under coach Tim Kingsbury, who is the father of New England Patriots quarterback Kliff Kingsbury...Business Administration major...Lives in New Braunfels, TX...Participated in NFL/United Way "Hometown Huddle '06" and in the first annual "Pull for Charlotte," an airplane pull that provides scholarships for high school students to further their education at Central Piedmont Community College...Active in the Pop Warner Youth Football community...Single...Geoffrey Thomas Hangartner.



in the community

The Carolina Panthers Jr. Community Quarterback Award recognizes high school and college students in North and South Carolina who have founded or created exceptional service-based projects or programs that address community needs. Recipients receive \$5,000 in grant funding to assist their outreach programs.



Justin **HARTWIG** center

75

6-4 • 312 • Kansas

Birthdate:..... 11/21/78

Hometown:..... West Des Moines, IA

High School:..... Valley

NFL:..... 6th Season

Panthers:..... 2nd Season

How Acquired:..... UFA '06 (TN)



PRO CAREER

- Appeared in two contests with one start for Carolina before being placed on injured reserve (11/24/06) with an injured groin.
- Started 47 games at center for Tennessee from 2003-2005.
- Anchored Tennessee offensive line that ranked eighth in the NFL in 2005 and sixth in the League in 2003 in sacks per pass play.
- Received offensive game ball with Tennessee for his performance at Miami (9/11/04).
- Earned the starting center job for Tennessee during the 2003 preseason after never having played the position in his career prior to training camp.

TRANSACTIONS: Signed as an unrestricted free agent by Carolina (3/16/06)...Selected by Tennessee in the sixth round (187th overall) of the NFL Draft (4/21/02).

GP/GS: Career (52/48) [2/2]; 2006 (2/1); 2005 (16/16); 2004 (15/15); 2003 (16/16) [2/2]; 2002 (3/0) [0/0].

2006: Appeared in two games with one start at center for Carolina before being placed on injured reserve with an injured groin (11/24)...Was inactive for seven contests and dressed but did not play in one contest due to groin injury...**Vs. Atlanta (9/10):** Started at center before leaving the contest with an injured groin.

2005: Started all 16 games at center for the second time in career...Anchored offensive line that tied for 10th in the NFL for fewest sacks allowed with 31 and finished eighth in sacks per pass play, yielding only one sack every 20.2 pass plays...Aided offense that ranked ninth in the League in passing with an average of 224.8 yards per game...**At Houston (10/9):** Protection allowed quarterback Steve McNair to eclipse 25,000 career passing yards with a 220-yard performance...**Vs. San Francisco (11/27):** Contributed to offense that compiled a season-high 461 yards.

2004: Started 15 games at center...Opened holes for Tennessee to rush for more than 100 yards in 10 contests and for running back Chris Brown to total 1,067 yards...Inactive at Oakland (12/19) with a lacerated right ring finger...**At Miami (9/11):** Awarded game ball after helping Titans gain 182 rushing yards in season-opening victory...**Vs. Kansas City (12/13):**



PANTHERS TALE

Justin is an avid fisherman and spends most of his time in the off-season traveling to northern Minnesota to catch northern pike. "Most of my family is from that part of the country so fishing is something I've enjoyed since I was a little kid," says Justin. His most recent fishing expedition was with racecar driver Ryan Newman and Two Foot Fred.

Member of offense that accumulated a season-high 542 yards...Left contest in the third quarter with a right ring finger laceration.

2003: Started all 16 regular season games at center...Won starting job in preseason after never having played center in his career prior to training camp...Took advantage of opportunity following the departure of 2002 starter Gennaro DiNapoli and knee injury to then back-up Tom Ackerman...Efforts helped Tennessee rank eighth in the NFL in total yards per game with an average of 343.8...Provided protection on offensive line that tied for sixth in the NFL for fewest sacks allowed with 25 and finished sixth in sacks per pass play, surrendering just one sack every 21.1 pass plays...Cleared paths for Titans to produce 100 or more rushing yards in eight games and for running back Eddie George to tally 1,031 yards...**Vs. Oakland (9/7):** Recorded first NFL start...**Vs. Houston (10/12):** Part of offensive effort that amassed a season-high 535 yards, including a career-best 421 passing yards by McNair...**POSTSEASON:** Started both of Tennessee's playoff contests...**AFC Wild Card at Baltimore (1/3):** Paved the way for the Titans to generate 165 rushing yards.

2002: Selected in the sixth round (187th overall) of the NFL Draft by Tennessee...Played in the final three regular season games, primarily on special teams, and was inactive for 13 contests during the regular season...**Vs. New England (12/16):** Made NFL debut on Monday Night Football...**At Jacksonville (12/22):** Saw action at guard...**POSTSEASON:** Inactive for both of the Titans playoff games.

COLLEGE: Three-year starter at right tackle for Kansas...Appeared in 38 games with 34 starts...Second-team All-Big 12 choice and team captain as a senior...All-Big 12 honorable mention as a junior.

PERSONAL: Attended Valley HS in West Des Moines, IA...Earned All-Conference and second-team All-State honors at tackle as a senior...Garnered All-Conference recognition in basketball after leading team in rebounding...Lettered in track and field and won the conference title two consecutive years in the discus...Father, Craig, played tackle at Mankato (MN) State University in the 1970's and attended training camp with the Atlanta Falcons...Participated in an executive education program, designed to help players prepare for their post-football careers, at Harvard Business School during the 2005 offseason...Formulated a business plan for importing and wholesaling granite and marble, an industry he has researched for possible future endeavors...Majored in communication studies at Kansas...Lives in Charlotte, NC... Participated in the 2007 Carolina Panthers Annual Youth Football Camp... Single...Justin James Hartwig.



in the community

Each spring, 128 adult flag football teams experience the thrill of competing on the Bank of America Stadium game field and the Panthers practice fields. The Miller Lite Weekend Warrior Flag Football Tournament is a perennial sell out and has raised over \$100,000 to benefit the Levine Children's Hospital at Carolinas Medical Center.



Alex HAYNES

running back

24

5-10 • 225 • Central Florida
 Birthdate:.....2/13/82
 Hometown:.....Orlando, FL
 High School:.....Maynard Evans
 NFL:.....1st Season
 Panthers:.....3rd Season
 How Acquired:.....FA '05



PRO CAREER

- Allocated to NFL Europe by Carolina in 2006 and spent the entire regular season on the Panthers practice squad.
- Originally signed as an undrafted rookie free agent by the Baltimore Ravens and spent time on the Ravens and Panthers practice squad in 2005.

TRANSACTIONS: Signed to practice squad by Carolina (9/3/06)...Waived by Carolina (9/2/06)...Signed to practice squad by Carolina (12/19/05)...Terminated from practice squad by Carolina (10/18/05)...Signed to practice squad by Carolina (10/12/05)...Terminated from practice squad by Baltimore (9/7/05)...Signed to practice squad by Baltimore (9/5/05)...Waived by Baltimore (9/3/05)...Signed as an undrafted rookie free agent by Baltimore (7/29/05).

GP/GS: Career (0/0); 2006 (0/0).

2006: Allocated to NFL Europe by Carolina in 2006 and drafted by the Cologne Centurions...Played in four games...Rushed for 238 yards and three touchdowns on 37 carries for a 6.4-yard average per attempt... Caught two passes for 26 yards...Spent the entire regular season on the Panthers practice squad.

2005: Spent time on the Baltimore Ravens and Carolina Panthers practice squads...Originally signed as an undrafted rookie free agent by Baltimore (7/29).

COLLEGE: Four-year starter at Central Florida...Ended career as the school's all-time leader with 742 rushing attempts, 3,356 rushing yards and 16 100-yard rushing games and ranked second with 27 rushing touchdowns... Led the Golden Knights in rushing four consecutive years...**2004 (Sr.):** Accumulated a team-high 854 yards and five touchdowns on 215 carries...**2003 (Jr.):** Generated a team-leading 774 yards and five touchdowns on 183 attempts...**2002 (So.):** Became just the fifth player in school history to eclipse the 1,000-yard mark with 1,038 yards and eight touchdowns on 204 carries...**2001 (Fr.):** Produced a team-best 690 yards and nine touchdowns on 140 attempts...Set a school single-game record with four rushing touchdowns against Tulane...**2000:** Redshirted as a true freshman.

PERSONAL: Attended Maynard Evans HS in Orlando, FL...Totaled more than 1,400 yards rushing and 15 touchdowns as a senior...Twice named all-state and all-metro in addition to earning all-Orange County and all-Central Florida honors as a senior...Excelled in track with a career-best time of 21.89 seconds in the 200-meter high hurdles...Three-time metro and regional hurdle champion and two-time district winner...Majored in liberal studies at Central Florida...Participated in the 2007 Caravan Tour...Single...Alex Jerrod Haynes.

HAYNES

Get in The Game



*Radio Home
of the Panthers*

www.wbtv.com



Brad **HOOVER** fullback

45



6-0 • 245 • Western Carolina
 Birthdate:11/11/76
 Hometown:Thomasville, NC
 High School:Ledford
 NFL:8th Season
 Panthers:8th Season
 How Acquired:FA' 00

PRO CAREER

- **AMONG PANTHERS ALL-TIME LEADERS:** Ranks seventh for games played with 109, seventh in yards rushing with 857 and eighth in receptions with 125.
- Played in his 100th career game for Carolina at Cincinnati (10/22/06).
- Blocking helped clear way for running back DeAngelo Williams to rush for 501 yards in 2006, the second-highest mark by a rookie in team history, behind Fred Lane's 809 yards in 1997.
- Started three games at running back in 2004 because of injuries to DeShaun Foster and Stephen Davis...Marked his first starts at the position since his rookie season in 2000.
- Matched single-season high of two touchdown catches in 2004, previously accomplished in 2002.
- Served as primary blocking back for a rushing attack that gained a team-record 2,091 yards and ranked seventh in the League with an average of 130.9 yards per game in 2003, the highest Carolina has ever finished at the end of a regular season.
- Efforts helped running back Stephen Davis rush for 1,444 yards in 2003, a team-record and career-high, en route to earning his third career Pro Bowl selection.
- Helped clear the way for Panthers to generate 223 yards rushing at New Orleans (10/26/03), including a team record 178 yards rushing by Davis.
- Tallied nine special teams tackles in 2002 as part of coverage unit that led the NFL in opponents kickoff return average for the second consecutive season.
- Garnered national attention with 117 yards rushing on 24 carries versus Green Bay (11/27/00) in a Monday Night performance that saw him score his first NFL touchdown and join Fred Lane and DeAngelo Williams as the only rookies in team history to produce a 100-yard rushing effort.
- One of three undrafted rookie free agents to play in all 16 games for the Panthers during the 2000 season.

TRANSACTIONS: Signed to contract extension by Carolina (2/27/03)...Signed as undrafted rookie free agent by Carolina (4/26/00).



PANTHERS TALE

Brad directs a summer football camp for local youth ages 8 to 18 at Queens University in Charlotte. The camp focuses on teaching young children the rules of football and developing the skills necessary to succeed in the sport. "I started working with the camp as a way to show people that I care about the youth in our area," says Brad. "It's a great way for me to give something back to the community."

GP/GS: Career (109/67) [7/5]; 2006 (16/12); 2005 (15/15) [3/3]; 2004 (14/10); 2003 (16/9) [4/2]; 2002 (16/10); 2001 (16/7); 2000 (16/4).

2006: Appeared in all 16 games with 12 starts...Rushed for 73 yards and one touchdown on 23 carries and collected 20 receptions for 122 yards...Helped open running lanes for DeShaun Foster to rush for a career-high 897 yards and DeAngelo Williams to rush for 501 yards, the second-highest mark registered by a rookie behind Fred Lane's 809 yards posted in 1997...Contributed a career-high 10 special teams tackles...**GAME HIGHLIGHTS - Vs. New Orleans (10/1):** Led the way for offense to rush for 167 yards and threw key block on DeShaun Foster's 43-yard touchdown run in the fourth quarter that sealed the win for Carolina...**At Cincinnati (10/22):** Started at fullback in his 100th career game for Carolina...**Vs. Tampa Bay(11/13):** Scored on a five-yard touchdown run ...**Vs. Dallas (10/29):** Rushed for 50 yards to become the second-leading rusher in team history with 2,103 career yards...Surpassed Stephen Davis, who accumulated 2,085 yards, and trails Tshimanga Biakabutuka, who ranks first with 2,530 yards.

2005: Started 15 games and was inactive for one contest...Gained 22 yards on 10 carries and 87 yards on 14 receptions...Helped open running lanes for Stephen Davis to establish a team record with 12 rushing touchdowns and for DeShaun Foster to amass a career-high 879 rushing yards, the third-highest single season total in team history...Helped offense rank sixth in the NFL in third down efficiency with a 42.2 percent conversion rate and eighth in scoring with an average of 24.4 points per game, the second highest average in team history...Contributed two special teams tackles...Inactive at Detroit (10/16) with an injured shoulder...**POSTSEASON:** Started all three contests...Tallied three receptions for 22 yards and rushed two times for zero yards...Helped Panthers improve rushing average to 127.3 yards per game during the postseason after averaging 104.9 yards during the regular season...Offense generated 4.3 yards per carry in the postseason after posting a 3.4 average during the regular season...**At Atlanta (1/1):** Contributions helped establish team record with 13 rushing first downs and 229 yards rushing, including 165 rushing yards by DeShaun Foster...Victory secured playoff berth...Bettered previous team record of 223 rushing yards set in overtime game at New Orleans (10/23/03)...13 rushing first downs bettered the previous mark of 12, previously accomplished five times, most recently at Houston (11/2/03)...**NFC Wild Card at New York Giants (1/8):** Contributed to an offense that accumulated 223 yards rushing on 45 attempts and maintained possession for 42:45...Total included 151 yards by Foster...223 yards matched the second-highest total in team history...Marked first time in team history that Carolina gained more than 200 yards rushing in consecutive contests after it amassed a team-record 229 yards in the regular season finale at Atlanta (1/1/06)...Effort enabled Carolina to join Atlanta as the only teams to generate consecutive games with 200 or more yards rushing during the 2005 season...42:45 stands as the highest time of possession in team history for any game, including the playoffs...Bettered regular season best of 41:51 at New Orleans (12/5/04)...45 attempts equaled the most in team history, previously accomplished at Dallas (12/8/97) and versus Arizona (11/19/95)...**NFC Divisional Playoffs at Chicago (1/15):** Helped Panthers offense accumulate 29 points and 434 total net yards, including 123 yards rushing, against a Chicago defense that allowed a League-low 12.9 points per game and ranked second in the NFL in yards allowed per game...Aided pass protection that limited Chicago to one sack after Carolina surrendered eight sacks at Chicago (11/20) earlier in the season...Helped Carolina equal NFL record with its fourth consecutive road postseason victory, matching streak previously accomplished by the Dallas Cowboys from 1975-81... Panthers became only fourth team since 1990 to win an NFC Divisional Playoff game on the road...Hoover also member of 2003 Carolina team that earned 29-23 double-overtime victory in NFC Divisional Playoffs at St. Louis (1/10/04).

2004: Played in 14 contests with 10 starts...Tallied 246 yards on 68 carries and caught 21 passes for 161 yards and two touchdowns...Touchdown receptions matched single-season high previously set in 2000...Helped pave running lanes for Nick Goings to rush for a career-high 821 yards and five touchdowns...Served as primary lead blocker for offense that averaged

326.6 yards per game, the second-highest totals in club history, trailing only 355.4 yards produced in 1999...Contributed five special teams tackles...Inactive for two games with an injured hip...Missed game action for the first time in his career...**Vs. Green Bay (9/13):** Scored Panthers first touchdown of the season on a one-yard reception...**At Kansas City (9/19):** Tied for team lead in receptions with four for 37 yards...**Vs. Atlanta (10/3):** Posted a career-long 38-yard reception...**San Diego (10/24):** Started at running back for the first time since rookie season and led team with 99 yards on 24 carries...**Vs. Oakland (11/7):** Caught 16-yard touchdown from Jake Delhomme.

2003: Played in all 16 regular season games with nine starts...Contributed six carries for 21 yards in addition to 12 catches for 72 yards and one touchdown...Tallied four special teams tackles...Served as primary blocking back to a rushing attack that ranked seventh in the League with an average of 130.7 rushing yards per game, the highest Carolina has ever finished at the end of a regular season...Helped the Panthers gain a team-record 2,091 rushing yards, bettering the previous mark of 1,770 yards rushing set in 1997, and rush for more than 170 yards in six contests...Efforts helped running back Stephen Davis rush for 1,444 yards, a team record and career-high, earn NFC Offensive Player of the Week recognition following three games and garner a selection to his third career Pro Bowl...**POSTSEASON:** Notched four carries for 12 yards and one touchdown in addition to five catches for 35 yards...Accounted for two special teams tackles...**GAME HIGHLIGHTS: At Tampa Bay (9/14):** Cleared running lanes for Stephen Davis to rush for 142 yards... Performance helped Davis win NFC Offensive Player of the Week award and become the first Panthers running back to rush for more than 100 yards rushing in consecutive games since Tshimanga Biakabutuka in 1999...**Vs. New Orleans (10/5):** Helped Davis rush for 159 yards to become first veteran player in NFL history to begin his career with a new team by rushing for more than 100 yards in each of his first four games...159 yards rushing by Davis stands as the third-highest single-game total for a player in team history, and he was named the NFC Offensive Player of the Week for the second contest of the season...**At New Orleans (10/26):** Part of running attack that generated a team-record 223 yards rushing, bettering the previous team mark of 216 yards set versus Oakland (11/2/97)...Efforts helped Stephen Davis earn NFC Offensive Player of the Week recognition after he gained 178 rushing yards, the highest single-game total in Panthers history...**At Dallas (11/23):** Caught a one-yard touchdown pass, the third scoring reception of his career...**NFC Divisional Playoff at St. Louis (1/10):** Scored touchdown on seven-yard run in the fourth quarter to give Carolina a 23-12 advantage...Recorded his first career kickoff return for 19 yards... Key contributor to a running effort that gained 216 yards on 41 carries.

2002: Played in all 16 games with a career-high 10 starts as the team's primary starter at fullback...Registered 31 carries for 129 rushing yards in addition to 17 receptions for 187 yards and two touchdowns, establishing career-highs for receiving yards and touchdown receptions... Produced a career-high nine tackles on special teams as a member of Carolina coverage units that led the League in opponents kickoff return average for the second consecutive season...**At Green Bay (9/29):** Caught a career-long 31-yard reception that set up a touchdown...**At Dallas (10/13):** Caught 25-yard pass from Rodney Peete for his first NFL touchdown reception...**Vs. Atlanta (11/24):** Started and led the team with three catches for a career-high 46 yards...**At New Orleans (12/29):** Cradled 15-yard scoring catch that served as the only touchdown of the game in a 10-6 win over the Saints.

2001: Switched to fullback during the offseason... Played in all 16 games with seven starts... Contributed 17 carries for 71 yards, a personal-best 26 catches for 185 yards and four special teams tackles... **At San Francisco (10/7):** Received his first extensive action of the season at fullback, registering four catches for 25 yards and two rushes for 12 yards... **At Washington (10/21):** Registered three carries for 12 yards and a reception for six yards before leaving the game in the third quarter with a concussion...**Vs. Atlanta (11/25):** Had a carry for no yards in his start before leaving the contest with an injured left shoulder.

2000: One of three undrafted rookie free agents to see action in all 16 games...Posted four starts in place of the injured Tshimanga Biakabutuka...Finished second on the team with 290

yards rushing and a touchdown on 89 carries...Collected 112 yards receiving on 15 receptions and contributed five tackles and a fumble recovery on special teams...**At Minnesota (11/19):** An injured toe to Biakabutuka afforded Brad his first NFL start...Led the team with 59 yards rushing on 18 carries...Notched two receptions for 16 yards, the first of his NFL career...**Vs. Green Bay (11/27):** Second career start came in a Monday Night Football contest...Rushed for 117 yards, including a one-yard score, on 24 carries and gained 41 yards on three catches...Joined Fred Lane as the only rookies in team history to produce a 100-yard rushing contest.

COLLEGE: Ended his Western Carolina career ranked second all-time with 3,616 rushing yards and fifth all-time with 28 touchdowns...Earned second-team All-Southern Conference recognition as a senior and first-team honors as a junior...**1999 (Sr.):** Gained 1,025 yards rushing and scored 12 touchdowns...**1998 (Jr.):** Amassed a school record 1,663 yards rushing on 331 carries along with 13 touchdowns...Became only the second player in school history to post two 1,000 yard rushing seasons.

PERSONAL: Conducts a youth camp at Queens University...Hosts charity golf tournament benefitting the Johnston YMCA...Enjoys hunting and fishing...Shrine Bowl participant and All-State selection at Ledford HS in Thomasville, NC...Led the state with 2,662 yards rushing as a senior in addition to scoring 34 touchdowns...Earned Davidson County and Central Carolina Conference Player of the Year honors...Industrial Distribution and Technology major...Lives in Charlotte...A part of the Carolina Panthers "Operation Welcome Home" event and AAA Fan Cruise...Wife: Brandi...Daughter: Hadlee...Bradley R. Hoover.

CAREER Brad Hoover STATISTICS

Year	Team	GP	GS	Att	RUSHING				RECEIVING				
					Yds	Avg	Lg	TD	No	Yds	Avg	Lg	TD
2000	Carolina	16	4	89	290	3.3	35	1	15	112	7.5	16	0
2001	Carolina	16	7	17	71	4.2	10	0	26	185	7.1	19	0
2002	Carolina	16	10	31	129	4.2	11	0	17	187	11.0	33	2
2003	Carolina	16	9	6	21	3.5	5	0	12	72	6.0	17	1
2004	Carolina	14	10	68	246	3.6	16	0	21	161	7.7	34	2
2005	Carolina	15	15	10	22	2.2	4	0	14	87	6.2	12	0
2006	Carolina	16	12	22	73	3.3	17	1	20	122	6.1	16	0
Totals		109	67	243	852	3.5	35	2	125	926	7.4	34	5

Year	Team	GP	GS	Att	POSTSEASON RUSHING				RECEIVING				
					Yds	Avg	Lg	TD	No	Yds	Avg	Lg	TD
2003	Carolina	4	2	4	12	3.0	7t	1	5	35	7.0	11	0
2005	Carolina	3	3	2	0	0.0	0	0	3	22	7.3	9	0
Totals		7	5	6	12	2.0	7t	1	8	57	7.1	11	0

ADDITIONAL STATISTICS

SPECIAL TEAMS TACKLES: 2000 (5-3-2); 2001 (4-2-2); 2002 (9-9-0); 2003 (4-3-1) [2-1-1] 2004 (5-3-2); 2005 (2-2-0); 2006 (10-8-2).

SINGLE-GAME CAREER HIGHS

RUSH ATTEMPTS	24	vs Green Bay (1/27/00)
RUSHING YARDS	117	vs Green Bay (1/27/00)
RUSHING TOUCHDOWNS	1	three times, most recently vs Tampa Bay (11/13/06)
LONG RUSH	35	vs Green Bay (1/27/00)
LONG TD RUSH	5	vs Tampa Bay (11/13/06)
RECEPTIONS	5	two times, most recently vs Arizona (12/30/01)
RECEIVING YARDS	46	vs Atlanta (11/24/02)
LONG RECEPTION	34	vs Atlanta (11/24/02)
RECEIVING TOUCHDOWNS	1	three times, most recently at Dallas (11/23/03)
LONG TD RECEPTION	25	at Dallas (10/13/02)

HOOVER'S 100-YARD RUSHING GAMES

Date	Opp	W/L	Rsh	Yds	Avg	Long	TD
11/27/00	GREEN BAY	W	24	117	4.9	35	1

HOOVER GAME-BY-GAME STATISTICS

2006 CAROLINA

Date	Opp	W/L	P/S	Rsh	Yds	Avg	LG	TD	Rec	Yds	Avg	LG	TD
09/10	ATLANTA	L	S	0	0	0.0	0	0	1	0	0.0	0	0
09/17	@ Minnesota	L	S	0	0	0.0	0	0	1	0	0.0	0	0
09/24	@ Tampa Bay	W	S	1	4	4.0	4	0	2	19	9.5	13	0
10/01	NEW ORLEANS	W	P	2	3	1.5	3	0	0	0	0.0	0	0
10/08	CLEVELAND	W	P	0	0	0.0	0	0	0	0	0.0	0	0
10/15	@ Baltimore	W	S	0	0	0.0	0	0	1	9	9.0	9	0
10/22	@ Cincinnati	L	S	0	0	0.0	0	0	2	20	10.0	11	0
10/29	DALLAS	L	P	0	0	0.0	0	0	0	0	0.0	0	0
11/13	TAMPA BAY	W	P	5	14	2.8	5	1	3	18	6.0	9	0
11/19	ST. LOUIS	W	S	7	34	4.9	17	0	1	-3	-3.0	-3	0
11/26	@ Washington	L	S	3	7	2.3	5	0	3	23	7.7	16	0
12/04	@ Philadelphia	L	S	0	0	0.0	0	0	2	6	3.0	3	0
12/10	NEWYORK GIANTS	L	S	2	5	2.5	3	0	0	0	0.0	0	0
12/17	PITTSBURGH	L	S	0	0	0.0	0	0	1	8	8.0	8	0
12/24	@ Atlanta	W	S	1	4	4.0	4	0	0	0	0.0	0	0
12/31	@ New Orleans	W	S	1	2	2.0	2	0	3	22	7.3	11	0
TOTALS			16/12	22	73	3.3	17	1	20	122	6.1	16	0

2005 CAROLINA

Date	Opp	W/L	P/S	Rsh	Yds	Avg	LG	TD	Rec	Yds	Avg	LG	TD
09/11	NEW ORLEANS	L	S	-	-	-	-	-	2	11	5.5	8	-
09/18	NEW ENGLAND	W	S	-	-	-	-	-	-	-	-	-	-
09/25	@ Miami	L	S	-	-	-	-	-	-	-	-	-	-
10/03	GREEN BAY	W	S	2	4	2.0	3	-	3	20	6.7	8	-
10/09	@ Arizona	W	S	-	-	-	-	-	-	-	-	-	-
10/16	@ Detroit	W		INACTIVE/SHOULDER									
10/30	MINNESOTA	W	S	1	2	2.0	2	-	-	-	-	-	-
11/06	@ Tampa Bay	W	S	-	-	-	-	-	-	-	-	-	-
11/13	NEWYORK JETS	W	S	1	2	2.0	2	-	1	2	2.0	2	-
11/20	@ Chicago	L	S	-	-	-	-	-	-	-	-	-	-
11/27	@ Buffalo	W	S	-	-	-	-	-	3	20	6.7	8	-
12/04	ATLANTA	W	S	1	2	2.0	2	-	3	20	6.7	12	-
12/11	TAMPA BAY	L	S	-	-	-	-	-	1	3	3.0	3	-
12/18	@ New Orleans	W	S	4	12	3.0	4	-	-	-	-	-	-
12/24	DALLAS	L	S	-	-	-	-	-	1	11	11.0	11	-
01/01	@ Atlanta	W	S	1	-	-	-	-	-	-	-	-	-
TOTALS			15/15	10	22	2.2	4	0	14	87	6.2	12	0

POSTSEASON

01/08	@ N.Y. Giants	W	S	2	0	0.0	0	0	-	-	-	-	-
01/15	@ Chicago	W	S	-	-	-	-	-	2	13	6.5	7	-
01/22	@ Seattle	L	S	-	-	-	-	-	1	9	9.0	9	-
TOTALS			3/3	2	0	0.0	0	0	3	22	7.3	9	0

2004 CAROLINA

Date	Opp	W/L	P/S	Rsh	Yds	Avg	LG	TD	Rec	Yds	Avg	LG	TD
09/13	GREEN BAY	L	P	-	-	-	-	-	1	1	1.0	1	1
09/19	@ Kansas City	W	S	1	-1	-1.0	-1	0	4	37	9.3	14	0
10/03	ATLANTA	L	P	-	-	-	-	-	2	38	19.0	34	0
10/10	@ Denver	L	S	5	21	4.2	10	0	-	-	-	-	-
10/17	@ Philadelphia	L	P	11	63	5.7	12	0	2	7	3.5	4	0
10/24	SAN DIEGO	L	S	24	99	4.1	16	0	2	6	3.0	4	0
10/31	@ Seattle	L	S	7	20	2.9	4	0	1	7	7.0	7	0
11/07	OAKLAND	L	S	8	17	2.1	6	0	2	21	10.5	16	1
11/14	@ San Francisco	W	P	5	12	2.4	5	0	1	4	4.0	4	0
11/21	ARIZONA	W											
11/28	TAMPA BAY	W											
12/05	@ New Orleans	W	S	4	10	2.5	4	0	2	5	2.5	4	0
12/12	ST. LOUIS	W	S	2	2	1.0	2	0	1	15	15.0	15	0
12/18	@ Atlanta	L	P	-	-	-	-	-	2	11	5.5	10	0
12/26	@ Tampa Bay	W	S	1	3	3.0	3	0	1	9	9.0	9	0
01/02	NEW ORLEANS	L	S	-	-	-	-	-	-	-	-	-	-
TOTALS			14/9	68	246	3.6	16	0	21	161	7.7	34	2

2003 CAROLINA

Date	Opp	W/L	P/S	Rsh	Yds	Avg	LG	TD	Rec	Yds	Avg	LG	TD
09/07	JACKSONVILLE	W	S	-	-	-	-	-	1	5	5.0	5	0
09/14	@ Tampa Bay	W	P	1	2	2.0	2	0	-	-	-	-	-
09/28	ATLANTA	W	P	-	-	-	-	-	-	-	-	-	-
10/05	NEW ORLEANS	W	P	1	3	3.0	3	0	1	4	4.0	4	0
10/12	@ Indianapolis	W	S	-	-	-	-	-	1	9	9.0	9	0
10/19	TENNESSEE	L	S	-	-	-	-	-	3	25	8.3	17	0
10/26	@ New Orleans	W	S	1	4	4.0	4	0	-	-	-	-	-
11/02	@ Houston	L	S	-	-	-	-	-	1	10	10.0	10	0
11/09	TAMPA BAY	W	P	-	-	-	-	-	-	-	-	-	-
11/16	WASHINGTON	W	P	-	-	-	-	-	1	3	3.0	3	0
11/23	@ Dallas	L	S	1	4	4.0	4	0	1	1	1.0	1	1
11/30	PHILADELPHIA	L	S	-	-	-	-	-	-	-	-	-	-
12/07	@ Atlanta	L	S	1	3	3.0	3	0	-	-	-	-	-
12/14	@ Arizona	W	S	-	-	-	-	-	1	4	4.0	4	0
12/21	DETROIT	W	P	1	5	5.0	5	0	2	11	5.5	6	0
12/28	@ New York Giants	W	P	-	-	-	-	-	-	-	-	-	-
TOTALS			16/9	6	21	3.5	5	0	12	72	6.0	17	1

POSTSEASON

01/03	DALLAS	W	S	1	1	1.0	1	0	2	13	6.5	7	0
01/10	@ St. Louis	W	P	2	9	4.5	7	1	2	16	8.0	11	0
01/18	@ Philadelphia	W	P	1	2	2.0	2	0	1	6	6.0	6	0
02/01	@ New England	L	S	-	-	-	-	-	-	-	-	-	-
TOTALS			4/2	4	12	3.0	7	1	5	35	7.0	11	0

2002 CAROLINA

Date	Opp	W/L	P/S	Rsh	Yds	Avg	LG	TD	Rec	Yds	Avg	LG	TD
09/08	BALTIMORE	W	P	5	29	5.8	11	0	1	12	12.0	12	0
09/15	DETROIT	W	P	3	16	5.3	10	0	1	12	12.0	12	0
09/22	@ Minnesota	W	S	-	-	-	-	-	2	10	5.0	6	0
09/29	@ Green Bay	L	P	3	22	7.3	11	0	1	31	31.0	31	0
10/06	ARIZONA	L	S	1	1	1.0	1	0	1	8	8.0	8	0
10/13	@ Dallas	L	S	1	7	7.0	7	0	1	25	25.0	25	1
10/20	@ Atlanta	L	S	-	-	-	-	-	1	7	7.0	7	0
10/27	TAMPA BAY	L	S	2	7	3.5	4	0	1	8	8.0	8	0
11/10	NEW ORLEANS	L	P	1	0	0.0	0	0	1	1	1.0	1	0
11/17	@ Tampa Bay	L	P	-	-	-	-	-	-	-	-	-	-
11/24	ATLANTA	L	S	-	-	-	-	-	3	46	15.3	33	0
12/1	@ Cleveland	W	S	4	20	5.0	9	0	-	-	-	-	-
12/08	CINCINNATI	W	S	5	12	2.4	7	0	-	-	-	-	-
12/15	@ Pittsburgh	L	P	1	3	3.0	3	0	-	-	-	-	-
12/22	CHICAGO	W	S	-	-	-	-	-	2	4	2.0	3	0
12/29	@ New Orleans	W	S	5	12	2.4	4	0	2	23	11.5	15	1
TOTALS			16/10	31	129	4.2	11	0	17	187	11.0	33	2

2001 CAROLINA

Date	Opp	W/L	P/S	Rsh	Yds	Avg	LG	TD	Rec	Yds	Avg	LG	TD
09/09	@Minnesota	W	P	-	-	-	-	-	-	-	-	-	-
09/23	@Atlanta	L	P	-	-	-	-	-	-	-	-	-	-
09/30	GREEN BAY	L	P	-	-	-	-	-	-	-	-	-	-
10/07	@ San Francisco	L	P	2	12	6.0	7	0	4	25	6.3	13	0
10/14	NEW ORLEANS	L	P	-	-	-	-	-	2	8	4.0	7	0
10/21	@ Washington	L	P	3	12	4.0	8	0	1	6	6.0	6	0
10/28	NEWYORK JETS	L	S	5	33	6.6	10	0	1	7	7.0	7	0
11/04	@ Miami	L	P	3	8	2.7	4	0	1	6	6.0	6	0
11/11	@ St. Louis	L	P	1	1	1.0	1	0	-	-	-	-	-
11/18	SAN FRANCISCO	L	S	1	2	2.0	2	0	5	22	4.4	7	0
11/25	ATLANTA	L	S	1	0	0.0	0	0	-	-	-	-	-
12/02	@ New Orleans	L	S	-	-	-	-	-	-	-	-	-	-
12/09	@ Buffalo	L	S	-	-	-	-	-	-	-	-	-	-
12/23	ST. LOUIS	L	S	-	-	-	-	-	3	38	12.7	19	0
12/30	ARIZONA	L	S	1	3	3.0	3	0	5	29	5.8	7	0
01/06	NEW ENGLAND	L	P	-	-	-	-	-	4	44	11.0	19	0
TOTALS			16/7	17	71	4.2	10	0	26	185	7.1	19	0

2000 CAROLINA

Date	Opp	W/L	P/S	Rsh	Yds	Avg	LG	TD	Rec	Yds	Avg	LG	TD
09/03	@Washington	L	P	1	7	7.0	7	0	-	-	-	-	-
09/10	@San Francisco	W	P	3	6	2.0	5	0	-	-	-	-	-
09/17	ATLANTA	L	P	-	-	-	-	-	-	-	-	-	-
10/1	DALLAS	L	P	1	6	6.0	6	0	-	-	-	-	-
10/8	SEATTLE	W	P	4	10	2.5	4	0	-	-	-	-	-
10/15	@New Orleans	L	P	-	-	-	-	-	-	-	-	-	-
10/22	SAN FRANCISCO	W	P	1	4	4.0	4	0	-	-	-	-	-
10/29	@Atlanta	L	P	-	-	-	-	-	-	-	-	-	-
11/05	@St. Louis	W	P	-	-	-	-	-	-	-	-	-	-
11/12	NEW ORLEANS	L	P	-	-	-	-	-	-	-	-	-	-
11/19	@Minnesota	L	S	18	59	3.3	15	0	2	16	8.0	9	0
11/27	GREEN BAY	W	S	24	117	4.9	35	1	3	41	13.7	16	0
12/03	ST. LOUIS	W	S	22	63	2.9	11	0	3	7	2.3	10	0
12/10	@Kansas City	L	S	10	13	1.3	9	0	4	27	6.8	16	0
12/17	SAN DIEGO	W	P	4	3	0.8	3	0	-	-	-	-	-
12/24	@Oakland	L	P	1	2	2.0	2	0	3	21	7.0	10	0
TOTALS			16/4	89	290	3.3	35	1	15	112	7.5	16	0



Chris HORN

wide receiver

81

5-11 • 195 • Rocky Mountain

Birthdate:.....7/13/77
Hometown:.....Notus, ID
High School:.....Notus
NFL:.....4th Season
Panthers:.....1st Season
How Acquired:.....FA '07



PRO CAREER

- Made first NFL start for Kansas City at San Diego (10/30/05) and responded with a career-high seven catches.
- Hauled in a career-long 50-yard reception for Kansas City at Miami (10/21/05).
- Compiled a single-game best 60 receiving yards for Kansas City at Baltimore (10/4/04).
- Scored first career touchdown in first NFL contest on a six-yard catch from Trent Green versus Houston (9/26/04).

TRANSACTIONS: Signed as a free agent by Carolina (1/9/07)...Waived by New Orleans (9/2/06)...Signed as a free agent by New Orleans (3/31/06)...Signed as a free agent from practice squad by Kansas City (9/25/04)...Signed to practice squad by Kansas City (9/7/04)...Waived by Kansas City (9/5/04)...Signed to practice squad by Kansas City (12/10/03)...Waived by Kansas City (12/8/03)...Signed as a free agent by Kansas City (12/3/03)...Waived by Kansas City (11/25/03)...Signed as a free agent by Kansas City (11/19/03)...Waived by Kansas City (11/11/03)...Signed as a free agent by Kansas City (11/3/03)...Waived by Kansas City (10/21/03)...Signed as a free agent by Kansas City (10/15/03)...Waived by Kansas City (10/7/03)...Signed as a free agent from practice squad by Kansas City (10/1/03)...Signed to practice squad by Kansas City (9/25/03)...Waived by Kansas City (9/23/03)...Signed as a free agent by Kansas City (9/16/03)...Waived by Kansas City (9/9/03)...Signed as a free agent by Kansas City (3/26/03).

GP/GS: Career (28/3); 2005 (14/3); 2004 (14/0); 2003 (0/0).

2006: Attended training camp with New Orleans...Waived by the Saints in the final roster cutdown (9/2).

2005: Played in 14 games with three starts for Kansas City...Inactive for two contests...Posted 18 receptions for 187 yards and three kickoff returns for 31 yards...Accounted for 19 special teams tackles...Started at San Diego (10/30), versus Oakland (11/6) and at Buffalo (11/13)...Inactive versus Philadelphia (10/2) and versus Washington (10/16)...**At Miami (10/21):** Caught a career-long 50-yard pass...**At San Diego (10/30):** Made first NFL start...Responded with a career-high seven catches for 58 yards.

2004: Played in 14 games for Kansas City...Registered 15 catches for 178 yards and one touchdown...Rushed once for 12 yards...Returned four kickoffs for 44 yards...Responsible for eight special teams tackles...Began the season on the Chiefs practice squad prior to being



PANTHERS TALE

Chris and his wife, Amy, once attended an audience with Pope John Paul II. On Wednesday's at 10:30 in the Vatican City, the Pope enters an auditorium to share a message.

signed to the active roster (9/25)...**Vs. Houston (9/26):** Played in first NFL game and recorded two receptions for 16 yards and one touchdown...Scored on a six-yard pass from Trent Green...**At Baltimore (10/4):** Accumulated a personal-best 60 receiving yards on five catches.

2004 NFL: Allocated to NFL Europe by Kansas City...Assigned to the Amsterdam Admirals...Started all 10 games...Produced 34 receptions for 593 yards, which ranked second in the league, and one touchdown...Added two rushes for 10 yards...Returned one kickoff for 18 yards and six punts for 18 yards...Contributed five special teams tackles.

2003: Inactive for seven games with Kansas City...Spent four games on the Chiefs practice squad...Made Kansas City's opening day roster...Waived by the Chiefs (9/9)...Subsequently signed to Kansas City's active roster or practice squad seven times before being signed to the Chiefs practice squad (12/10), where he remained for the rest of the regular season and postseason.

2002 AFL: Played in 14 games for the Arizona Rattlers of the Arena Football League...Ranked second in the league with 104 catches for 1,329 yards and 29 touchdowns...Gained 50 yards rushing on 14 carries with five touchdowns...Averaged 23.3 yards on 42 kickoff returns for 979 yards...Collected 22 tackles, one forced fumble, one fumble recovery and two passes defended on defense...Returned a fumble and missed field goal for touchdowns...Led the league with 36 touchdowns and 218 points...Earned first-team All-Arena League recognition as an offensive specialist.

2001 AFL: Appeared in 14 games with the Arizona Rattlers of the Arena Football League...Notched 30 receptions for 346 yards and eight touchdowns...Rushed for 11 yards and four touchdowns on 10 attempts...Returned 19 kickoffs for 433 yards...Gathered 38 tackles, four forced fumbles, one fumble recovery, two interceptions and three passes defended on defense...Selected to the Arena League All-Rookie team.

2000 IFL: Played for the Billings Thunderbolts of the Indoor Football League...Ranked second in the league with 109 catches and 1,184 receiving yards with 28 touchdowns...Carried 27 times for 107 yards and five touchdowns...Returned 33 kickoffs for 679 yards...Led the league with 2,026 all-purpose yards and finished third with 33 touchdowns...Named to the Pro Bowl as a member of the Western Conference.

COLLEGE: Three-time NAIA All-America at Rocky Mountain College in Billings, MT...Finished career ranked seventh in NAIA history with 249 receptions for 4,168 yards...Averaged 23.6 yards on 72 kickoff returns for 1,699 yards and 9.3 yards on 68 punt returns for 633 yards...Scored 46 total touchdowns...Named Frontier Conference MVP as a senior...Inducted into the Rocky Mountain College Hall of Fame in 2005.

PERSONAL: Attended Notus (ID) HS...Majored in exercise science at Rocky Mountain College...Master's degree from MSU-Billings in Sports Administration...Lives in Phoenix, AZ...Wife: Amy...Son: Christopher...Daughter: Frances...Christopher Michael Horn.

CAREER

Chris Horn

STATISTICS

Year	Team	GP	GS	No	RECEIVING				RUSHING				
					Yds	Avg	Lg	TD	Att	Yds	Avg	Lg	TD
2003	Kansas City	0	0	0	0	0.0	-	0	0	0	0.0	-	0
2004	Kansas City	14	0	15	178	11.9	30	1	1	12	12.0	12	0
2005	Kansas City	14	3	18	187	10.4	50	0	0	0	0.0	-	0
Totals		28	3	33	365	11.1	50	1	1	12	12.0	12	0

Year	Team	No	Yds	Avg	Lg	TD	PUNT RETURNS			
							No	Yds	Avg	Lg
2003	Kansas City	0	0	0.0	0	0	0	0.0	0	0
2004	Kansas City	4	44	11.0	17	0	0	0.0	0	0
2005	Kansas City	3	31	10.3	11	0	0	0.0	0	0
Totals		7	75	10.7	17	0	0	0.0	0	0

HORN GAME-BY-GAME STATISTICS

2005 KANSAS CITY

Date	Opp	W/L	P/S	Rec	Yds	Avg	LG	TD
09/11	NYJ	W	P	1	11	11.0	11	0
09/18	@ Oak	W	P	2	25	12.5	17	0
09/26	@ Den	L	P	0	0	-	-	0
10/02	Phil	L		Inactive				
10/16	Wash	W		Inactive				
10/21	@ Mia	W	P	1	50	50.0	50	0
10/30	@ SD	L	S	7	58	8.3	13	0
11/06	Oak	W	S	4	25	6.3	12	0
11/13	@ Buf	L	S	2	15	7.5	8	0
11/20	@ Hou	W	P	0	0	-	-	0
11/27	NE	W	P	0	0	-	-	0
12/04	Den	W	P	1	3	3.0	3	0
12/11	@ Dal	L	P	0	0	-	-	0
12/17	@ NYG	L	P	0	0	-	-	0
12/24	SD	W	P	0	0	-	-	0
01/01	Cin	W	P	0	0	-	-	0
TOTALS			14/3	18	187	10.4	50	0

2004 KANSAS CITY

Date	Opp	W/L	P/S	Rec	Yds	Avg	LG	TD
09/12	@ Den	L		Not on Roster				
09/19	Car	L		Not on Roster				
09/26	Hou	L	P	2	16	8.0	10	1
10/04	@ Balt	W	P	5	60	12.0	16	0
10/17	@ Jac	L	P	0	0	-	-	0
10/24	Atl	W	P	0	0	-	-	0
10/31	Ind	W	P	0	0	-	-	0
11/07	@ TB	L	P	1	30	30.0	30	0
11/14	@ NOs	L	P	0	0	-	-	0
11/22	NE	L	P	0	0	-	-	0
11/28	SD	L	P	0	0	-	-	0
12/05	@ Oak	W	P	0	0	-	-	0
12/13	@ Ten	W	P	1	17	17.0	17	0
12/19	Den	W	P	0	0	-	-	0
12/25	Oak	W	P	4	43	10.8	14	0
01/02	@ SD	L	P	2	12	6.0	7	0
TOTALS			14/0	15	178	11.9	30	1

HORN



Steven JACKSON

fullback

48

6-2 • 255 • Clemson

Birthdate:.....5/11/84
 Hometown:.....Columbia, SC
 High School:.....Spring Valley
 NFL:.....1st Season
 Panthers:.....2nd Season
 How Acquired:.....FA' 06



PRO CAREER

- Spent two weeks on the Panthers active roster in 2006 after being signed from the practice squad (12/20/06)...Was active for contests at Atlanta (12/24) and at New Orleans (12/31).
- Originally signed as an undrafted rookie free agent by Minnesota (5/4/06) .

TRANSACTIONS: Signed as a free agent from practice squad by Carolina (12/20/06)...Signed to practice squad by Carolina (9/4/06)...Waived by Minnesota (9/2/06)...Signed as an undrafted rookie free agent by Minnesota (5/4/06).

GP/GS: Career (0/0); 2006 (0/0).

2006: Signed to Carolina's active roster (12/20) for the final two games of the season and was inactive for both contests...Signed to practice squad by Carolina (9/4) after being waived by Minnesota...Attended training camp with Minnesota Vikings after being signed as an undrafted rookie free agent (5/4).

COLLEGE: Appeared in 36 games with six starts during three-year career at Clemson...Played freshman season at East Tennessee State before transferring after the school dropped its football program...**2005 (Sr.):** Played in 12 games with four starts...Served as primary blocking back for running backs James Davis and Reggie Merriweather, who combined for 16 rushing touchdowns...**2004 (Jr.):** Played in 11 games with one start...**2003 (So.):** Transferred to Clemson from East Tennessee State...Played in 13 games with one start...Ranked second on the Tigers with 11 special teams tackles...Produced one forced fumble and one fumble recovery on kickoff coverage...**2002 (Fr.):** Southern Conference All-Freshman selection as a defensive lineman at East Tennessee State...Played in 11 games with four starts...Led the Buccaneers with three forced fumbles.

PERSONAL: Attended Spring Valley HS in Columbia, SC...Two-time All-Region selection...Earned All-State honors and played in the South Carolina North-South All-Star game as a senior...Majored in human resource development at Clemson...Lives in Columbia, SC...Participated in the 2007 Caravan Tour...Wife: Florette...Steven Jackson.

JACKSON



PANTHERS TALE

Steven was born in Mannheim, Germany, to an American father and German mother. His parents met in Heidelberg, Germany, where his dad was stationed in the military. Steven spent the first six years of his life in Mannheim before moving to Columbia, SC. When he turned 18 years old, Steven had to choose whether he wanted to be an American citizen or a German citizen. If he would have claimed German citizenship, it is mandatory that he would have had to serve in the German army.



Brandon **JAMISON** linebacker

57

6-1 • 232 • West Georgia

Birthdate:7/31/81
 Hometown:Hopkins, SC
 High School:Lower Richland
 NFL:2nd Season
 Panthers:2nd Season
 How Acquired:WV '06



PRO CAREER

- Played in first career NFL game with Atlanta at Carolina (9/10/06)
- Originally signed as an undrafted free agent by Atlanta (5/16/06)

TRANSACTIONS: Claimed off waivers by Carolina (10/23/06)...Waived by Atlanta (10/21/06)...Signed as an undrafted rookie free agent by Atlanta (5/16/06).

GP/GS: Career (7/0) 2006: (7/0).

2006: Utilized primarily on special teams...Played in four games for the Panthers and was inactive for five contests, missing three of the contests with an injured thigh...Registered three special teams tackles...Claimed off waivers by Carolina from Atlanta (10/23)...Originally signed as an undrafted rookie free agent by the Falcons (5/16/06)...Played in three games and was inactive for two others posted one special teams tackle with the Falcons...Inactive for the Panthers versus Tampa Bay (11/13), versus St. Louis (11/19), versus New York Giants (12/10), Versus Pittsburgh (12/17) and at Atlanta (12/24)...Inactive for the Falcons versus Arizona (10/1) and versus New York Giants (10/15).

COLLEGE: Finished college career at West Georgia after beginning at Southwest Mississippi Community College and then playing one season at Clemson...Earned first-team All-Gulf South Conference honors for West Georgia in 2005, recording 44 tackles, 7.5 sacks, four forced fumbles and three fumble recoveries...Notched 48 tackles for Clemson in 2002...Compiled 48 tackles and four sacks for Southwest Mississippi Community College in 2000.

PERSONAL: Attended Lower Richland HS in Hopkins, SC...Produced 381 career tackles...Garnered first-team All-State and All-Region honors as a senior...Daughter: Brandi... Brandon Leon Jamison.



PANTHERS TALE

Brandon attended Lower Richland High School in Columbia, SC and three of his former teammates at Lower Richland are now in the NFL. Richard Seymour plays tackle for the New England Patriots, Jonathan

Goodwin plays guard for the New Orleans Saints and Lance Laury plays linebacker for the Seattle Seahawks.

Year	Team	GP/GS	Tot	T	A	Sack	Yds	INT	Yds	Lg	TD	PD	FF	FR	Yds
2006	Atlanta	3/0	0	0	0	0.0	0	0	0	-	0	0	0	0	0
2006	Carolina	4/0	0	0	0	0.0	0	0	0	-	0	0	0	0	0
Totals		7/0	0	0	0	0.0	0	0	0	-	0	0	0	0	0
Carolina Totals		4/0	0	0	0	0	0	0	0	-	0	0	0	0	0

ADDITIONAL STATISTICS

SPECIAL TEAMS TACKLES: 2006 Carolina (3-1-2); 2006 Atlanta (1).



Kris JENKINS

defensive tackle

6-4 • 349 • Maryland

Birthdate: 8/3/79

Hometown: Ypsilanti, MI

High School: Belleville

NFL: 7th Season

Panthers: 7th Season

How Acquired: D2 '01

77



JAMISON

PRO CAREER



- **PRO BOWL:** Earned third Pro Bowl selection in 2006 after posting 53 tackles and three sacks...Selected to the NFL All-Star game, his first as a starter in 2003, after appearing as an alternate in 2002...One of two defensive players in franchise history to appear in three Pro Bowls along with defensive end Julius Peppers.
- Started 16 games for the first time since 2003, after missing most of the 2004 and 2005 seasons due to injury.
- Tied with Michael Bates and Julius Peppers as Carolina's all-time leaders with three combined blocked kicks in 2003.
- First team All-Pro choice by The Associated Press, *Football Digest* and *The Sporting News* and selected All-NFL and All-NFC by *Pro Football Weekly* in 2003.
- Integral member of Panthers defensive front that ranked second in the NFL among defensive lines with 32.5 sacks in 2003 and stood second in the League for the 2002 and 2003 seasons with 71.5 sacks.
- First player in NFL history to block an extra point to send a game into overtime with his effort at Tampa Bay (9/14/03) in contest that Carolina eventually won 12-9.



PANTHERS TALE

Kris' younger brother, Cullen, has appeared in 46 games at defensive tackle for the Green Bay Packers since being signed as an undrafted rookie from Central Michigan University in 2004. Both were All-Conference players at Belleville (Mich.) High School, southwest of Detroit. "Growing up, I was always the real athletic one," Cullen said. "Once Kris got to college, he started really blooming and maturing then. Before that, it was always me."

- First player in Panthers history to record two combined blocked kicks in the same contest, blocking a field goal and an extra point at Tampa Bay (9/14/03). His two combined blocked kicks also stand as a team single-season record.
- First-team All-Pro selection by The Associated Press and second-team choice by *Football Digest* in 2002.
- First alternate for the 2002 Pro Bowl, he appeared in Honolulu in place of injured Tampa Bay defensive tackle Warren Sapp, becoming first defensive lineman in Panthers history to appear in a Pro Bowl.
- Ranked third among NFC defensive tackles with a career-high seven sacks as part of defensive line that ranked third in the NFL with 39 sacks in 2002.
- Established career-high with two sacks of future Hall-of-Famer Brett Favre at Green Bay (9/29/02) and equalled that achievement with two sacks of quarterback Rob Johnson versus Tampa Bay (10/27/02).
- Recorded first blocked field goal versus Chicago (12/22/02) when he deflected a 48-yard attempt by Bears kicker Paul Edinger.

TRANSACTIONS: Placed on injured reserve by Carolina with an injured right knee (9/14/05)...Placed on injured reserve by Carolina with an injured left shoulder (10/13/04)...Signed to contract extension by Carolina (10/1/03)... Selected by Carolina in the second round (44th pick overall) of the 2001 NFL Draft (4/21/01).

GP/GS: Career (69/64) [4/4] ; 2006 (16/16); 2005 (1/1); 2004 (4/4); 2003 (16/16) [4/4]; 2002 (16/16); 2001 (16/11).

2006: Started 16 games for the first time since 2003...Ranked second among defensive lineman with 53 tackles in addition to posting three and a half sacks and 10 quarterback pressures...Earned third Pro Bowl selection as a reserve, his first appearance in the All-Star game since 2003 when he was selected as a starter...One of two defensive players in franchise history to appear in three Pro Bowls along with defensive end Julius Peppers...Key contributor to a defensive unit that finished seventh in the NFL in total defense and tied for eighth in scoring defense, allowing 19.1 points per game...Helped unit rank 11th in the League in rushing yards per game, third in third-down efficiency and seventh in sacks per pass play...41 sacks by defense is the fourth-highest amount in team history...Helped defense limit opponents to less than 100 yards rushing in nine contests...**At Minnesota (9/17):** Sacked Vikings quarterback Brad Johnson, marking his first sack since he dropped Packers quarterback Brett Favre (9/13/04)...Contributed to a defensive effort that produced five sacks of Johnson...**Vs. Dallas (10/29):** Collected one sack of Cowboys quarterback Tony Romo...**Vs. Pittsburgh (12/17):** Combined with defensive end Mike Rucker to sack Steelers quarterback Ben Roethlisberger for an eight-yard loss in the first quarter...**At New Orleans (12/31):** Teamed with defensive lineman Al Wallace to sack Saints quarterback Jamie Martin...Part of defensive effort that corralled five sacks of Martin.

2005: Was injured in the first week of the season and missed the final 15 games and all three postseason contests...Placed on injured reserve with an injured right knee (9/14)...Posted two tackles...**Vs. New Orleans (9/11):** Collected two tackles before leaving the contest in the third quarter with a knee injury.

2004: Started the first four games of the season before being placed on injured reserve with an injured left shoulder (10/13)...Contributed 12 tackles and a sack...Injured shoulder at Kansas City (9/19) and started two more contests before being placed on injured reserve...**Vs. Green Bay (9/13):** Produced a sack of Packers quarterback Brett Favre.

2003: Started all 16 games and all four postseason contests and ranked third among defensive linemen with 59 tackles in addition to registering five sacks, one forced fumble, one fumble recovery, eight quarterback hurries and two batted passes and two blocked kicks on special teams...Blocked one field goal and one extra point on special teams...Member of defensive line that ranked second in the NFL with 32.5 sacks and defensive unit that stood seventh

in the League in sacks per pass attempt...Key contributor to defense that ranked eighth in the NFL in total defense, marking the first time in Panthers history that the defense ranked among the top 10 in the NFL in that category for two consecutive seasons...**POSTSEASON:** Responsible for nine tackles, one sack, four quarterback hurries and one batted pass...**PRO BOWL:** Played in Pro Bowl for the second consecutive season and was named a starter for the first time...Joined defensive end Mike Rucker as one of two Panthers defensive linemen who played in the contest, marking the first time in team history that has occurred...One of four Carolina players to appear in the game, he and Rucker were joined by running back Stephen Davis and punter Todd Sauerbrun...Group was the second-largest contingent sent by Carolina in team history, only surpassed by the 1996 team that had eight players chosen...**HONORS:** First-team All-Pro by The Associated Press, *Football Digest* and *The Sporting News*...All-NFL and All-NFC by *Pro Football Weekly*...**GAME HIGHLIGHTS - At Tampa Bay (9/14):** Became first player in team history to record two blocked kicks in the same game when he blocked a field goal and an extra point...Blocked field goal occurred on 38-yard attempt by Martin Gramatica in second quarter...Blocked extra point attempt by Gramatica marked the first time since the overtime system was instituted that an extra point was blocked to send a game into overtime...Part of special teams effort that resulted in a total of two blocked field goals and an extra point...Contributions helped Panthers become the first team to block three kicks in a game since 1991 when Buffalo blocked four versus New England (11/24/91)...Combined with blocked punt and field goal in previous contest versus Jacksonville (9/7/03), the Panthers registered five combined blocked kicks in a span of two games to tie an NFL record and become the first team to achieve the feat since Minnesota in 1979 in games at Tampa Bay (11/25/79) and at the Los Angeles Rams (12/2/79)...Team also became the first team to block field goals in consecutive games since 2002 when New England blocked field goals at Oakland (11/17/02) and versus Minnesota (11/24/02)...Marked third combined blocked kick of his career and his second career blocked field goal...First career blocked field goal came versus Chicago (12/22/02) when he deflected 48-yard attempt by Bears kicker Paul Edinger...**Vs. Atlanta (9/28):** Registered a sack of Falcons quarterback Doug Johnson as defense produced a season-high six quarterback takedowns...**At New Orleans (10/26):** Recovered a fumble caused by defensive end Julius Peppers in overtime to set up Panthers game-winning drive...Contributed to defensive effort that limited Saints offense that entered the game as the NFL leader with a 52.9 percent third down conversion rate to 17 percent efficiency...**Vs. Tampa Bay:** Quarterback hurry of Buccaneers quarterback Brad Johnson preceded 29-yard interception return for touchdown by Mike Minter for game's first score...Sacked Johnson once...**Vs. Washington (11/16):** Equalled career high with two sacks of Redskins quarterback Patrick Ramsey...**Vs. Philadelphia (11/30):** Sacked Eagles quarterback Donovan McNabb...**Vs. Detroit (12/21):** Part of defensive effort that limited Lions to 106 total net yards, the second-lowest amount in team history...**NFC Wild Card vs. Dallas (1/3):** Responsible for one sack of Cowboys quarterback Quincy Carter.

2002: Blossomed in his second season with Carolina, starting a career-high 16 games at defensive tackle...Achieved personal bests with 60 tackles, seven sacks, 24 quarterback hurries and four batted passes...Contributed one blocked field goal on special teams...Seven sacks ranked third among NFC defensive lineman and third on the team...Part of defensive line that ranked third in the NFL with 39 sacks...His sack total also helped make Carolina one of only two teams in the NFL to feature five players with at least five sacks...Significant contributor to defense that ended the season ranked second in the NFL, the highest season-ending standing in team history, and became the only team since the NFL merger in 1970 to improve from last to second in the NFL in a span of one season...Contributions helped defense yield an NFL-low 3.7 yards per rushing attempt and lead the League in sacks per pass play...**PRO BOWL:** First-alternate for the Pro Bowl and played in the game in place of injured Tampa Bay defensive tackle Warren Sapp...First defensive lineman in team history to appear in the Pro Bowl...One of two Panthers to appear, joining punter Todd Sauerbrun...**HONORS:** First-team All-Pro selection by The Associated Press...Second-team choice by *Football Digest*...**Vs. Baltimore (9/8):** Registered one sack of Ravens quarterback Chris Redman...**Vs. Detroit (9/15):** Posted sack of

Lions quarterback Mike McMahon and a batted pass that was intercepted by Mark Fields...Part of defensive effort that allowed a season-low 122 total net yards, the second-lowest amount in team history at the time, and recorded a season-high six sacks...**At Green Bay (9/29):** Compiled a career-high two sacks, taking down quarterback Brett Favre...**At Dallas (10/13):** Recorded one of the team's six sacks of Cowboys quarterback Quincy Carter, a total that tied the defense's season high...**Vs. Tampa Bay (10/27):** Tied his career high with two of the team's six sacks of Buccaneers quarterback Rob Johnson...Six sacks recorded by the defense equalled the unit's season high...**Vs. Atlanta (11/24):** Left the game with a sprained right ankle...**Vs. Chicago (12/22):** Recorded his first career blocked field goal against the Bears when he deflected a 48-yard attempt by kicker Paul Edinger.

2001: Played in all 16 games with 11 starts as a rookie...Registered 52 tackles, two sacks, one fumble recovery and two quarterback hurries...Recorded starts in his first six NFL contests...**At Minnesota (9/9):** Recorded first NFL start...**Vs. Atlanta (11/25):** Posted his first NFL sack on a takedown of Falcons quarterback Chris Chandler...Returned to his starting role following a season-ending injury to Larry Chester...**At New Orleans (12/2):** Garnered his first career fumble recovery...**Vs. St. Louis (12/23):** Registered his second sack of the season when he tackled Rams quarterback Kurt Warner.

COLLEGE: Started 27 of the 41 games he played during his career at the University of Maryland...**2000 (Sr.):** Earned second team All-ACC recognition after starting all 11 games at strongside defensive tackle...Led the Terrapins with eight sacks and 18 quarterback pressures and ranked first among the team's defensive linemen with 62 tackles...Recorded one forced fumble and one fumble recovery...**1999 (Jr.):** Played in all 11 games with eight starts at strong side defensive tackle...Finished with 39 tackles, half a sack, one fumble recovery, 15 quarterback pressures and one deflected pass...**1998 (So.):** Started the first eight games of the season at strong side defensive tackle...Totalled 36 tackles, one sack and eight quarterback pressures...Missed three contests with a pinched nerve in his shoulder...**1997 (Fr.):** Saw action in all 11 games and finished the season with 17 tackles.

PERSONAL: Earned All-Area and All-Conference honors at Belleville HS in Ypsilanti, MI...Rated among the top 20 recruits in Michigan as a senior by the *Detroit Free-Press*...Lettered in basketball and track, qualifying for the state finals in the discus...Majored in kinesiology...Lives in Charlotte...Single...Sons: Kris Jr. and Marcus...Kristopher Rudy-Charles Jenkins.

CAREER

Kris Jenkins

STATISTICS

Year	Team	GP/GS	Tot	T	A	Sack	Yds	INT	Yds	Lg	TD	PD	FF	FR	Yds
2001	Carolina	16/11	52	36	16	2.0	8	0	0	-	0	0	0	1	0
2002	Carolina	16/16	60	36	24	7.0	43	0	0	-	0	4	0	0	0
2003	Carolina	16/16	59	41	18	5.0	35.5	0	0	-	0	3	1	1	0
2004	Carolina	4/4	12	8	4	1.0	9	0	0	-	0	0	0	0	0
2005	Carolina	1/1	0	0	0	0.0	0	0	0	-	0	0	0	0	0
2006	Carolina	16/16	53	35	18	3.0	16.5	0	0	-	0	2	0	0	0
Totals		69/64	236	156	80	18	112.0	0	0	0	0	9	1	2	0

POSTSEASON

Year	Team	GP/GS	Tot	T	A	Sack	Yds	INT	Yds	Lg	TD	PD	FF	FR	Yds
2003	Carolina	4/4	9	7	2	1.0	4	0	0	-	0	1	0	0	0
Totals		4/4	9	7	2	1	4	0	0	0	0	1	0	0	0

ADDITIONAL STATISTICS

BLOCKED FIELD GOALS: 2002 (1); 2003 (1).
BLOCKED PATS: 2003 (1).

SINGLE-GAME CAREER HIGHS

TACKLES 7 at Atlanta (9/23/01)
SACKS 2 three times, most recently vs Washington (11/16/03)
FUMBLE RECOVERIES 1 two times, most recently at New Orleans (10/26/03)
FORCED FUMBLES 1 vs Tampa Bay (11/9/03)

JENKINS GAME-BY-GAME STATISTICS

2006 CAROLINA

Date	Opp	W/L	P/S	T	S	A	SACK	QBP	FR	FF	PD	INT	YDS	LG	TD
09/10	ATLANTA	L	S	4	2	2	-	-	-	-	-	-	-	-	-
09/17	@ Minnesota	L	S	5	4	1	1.0	-	-	-	-	-	-	-	-
09/24	@ Tampa Bay	W	S	1	-	1	-	-	-	-	-	-	-	-	-
10/01	NEW ORLEANS	W	S	3	2	1	-	-	-	-	-	-	-	-	-
10/08	CLEVELAND	W	S	6	4	2	-	1	-	-	-	-	-	-	-
10/15	@ Baltimore	W	S	2	2	-	-	2	-	-	-	-	-	-	-
10/22	@ Cincinnati	L	S	3	2	1	-	-	-	-	-	-	-	-	-
10/29	DALLAS	L	S	5	3	2	1.0	1	-	-	-	-	-	-	-
11/13	TAMPA BAY	W	S	2	1	1	-	1	-	-	2	-	-	-	-
11/19	ST. LOUIS	W	S	-	-	-	-	1	-	-	-	-	-	-	-
11/26	@ Washington	L	S	5	4	1	-	1	-	-	-	-	-	-	-
12/04	@ Philadelphia	L	S	3	2	1	-	2	-	-	-	-	-	-	-
12/10	NEW YORK GIANTS	L	S	3	2	1	-	-	-	-	-	-	-	-	-
12/17	PITTSBURGH	L	S	6	4	2	0.5	-	-	-	-	-	-	-	-
12/24	@ Atlanta	W	S	1	-	1	-	-	-	-	-	-	-	-	-
12/31	@ New Orleans	W	S	4	3	1	0.5	1	-	-	-	-	-	-	-
TOTALS			16/16	53	35	18	3.0	10	0	0	2	0	0	0	0

2005 CAROLINA

Date	Opp	W/L	P/S	T	S	A	SACK	QBP	FR	FF	PD	INT	YDS	LG	TD
09/11	NEW ORLEANS	L	S	2	0	2	-	-	-	-	-	-	-	-	-
Placed on Injured Reserve (9-14) - Right Knee															
TOTALS			1/1	2	0	2	0.0	0	0	0	0	0	0	0	0

2004 CAROLINA

Date	Opp	W/L	P/S	T	S	A	SACK	QBP	FR	FF	PD	INT	YDS	LG	TD
09/13	GREEN BAY	L	S	4	3	1	1.0	-	-	-	-	-	-	-	-
09/19	@ Kansas City	W	S	-	-	-	-	-	-	-	-	-	-	-	-
10/03	ATLANTA	L	S	6	3	3	-	-	-	-	-	-	-	-	-
10/10	@ Denver	L	S	2	2	-	-	-	-	-	-	-	-	-	-
Placed on Injured Reserve (10-17) - Left Shoulder															
TOTALS			4/4	12	8	4	1.0	0	0	0	0	0	0	0	0

2003 CAROLINA

Date	Opp	W/L	P/S	T	S	A	Sack	QBP	FR	FF	PD	Int	Yds	LG	TD
09/07	JACKSONVILLE	W	S	4	3	1	-	-	-	-	-	-	-	-	-
09/14	@ Tampa Bay	W	S	3	2	1	-	1	-	-	1	-	-	-	-
09/28	ATLANTA	W	S	4	4	-	1.0	2	-	-	1	-	-	-	-
10/05	NEW ORLEANS	W	S	4	3	1	-	1	-	-	-	-	-	-	-
10/12	@ Indianapolis	W	S	3	2	1	-	-	-	-	-	-	-	-	-
10/19	TENNESSEE	L	S	2	2	-	-	-	-	-	-	-	-	-	-
10/26	@ New Orleans	W	S	5	4	1	-	-	1	-	-	-	-	-	-
11/02	@ Houston	L	S	6	3	3	-	-	-	-	-	-	-	-	-
11/09	TAMPA BAY	W	S	5	3	2	1.0	2	-	1	-	-	-	-	-
11/16	WASHINGTON	W	S	4	4	-	2.0	1	-	-	-	-	-	-	-
11/23	@ Dallas	L	S	1	-	1	-	-	-	-	-	-	-	-	-
11/30	PHILADELPHIA	L	S	4	2	2	1.0	-	-	-	-	-	-	-	-
12/07	@ Atlanta	L	S	5	4	1	-	-	-	-	-	-	-	-	-
12/14	@ Arizona	W	S	4	2	2	-	1	-	-	-	-	-	-	-
12/21	DETROIT	W	S	3	3	-	-	-	-	-	-	-	-	-	-
12/28	@ New York Giants	W	S	2	-	2	-	2	-	-	1	-	-	-	-
TOTALS			16/16	59	41	18	5.0	10	1	1	3	0	0	0	0

POSTSEASON

01/03	DALLAS	W	S	2	2	-	1.0	1	-	-	1	-	-	-	-
01/10	@ St. Louis	W	S	2	2	-	-	-	-	-	-	-	-	-	-
01/18	@ Philadelphia	W	S	1	-	1	-	-	-	-	-	-	-	-	-
02/01	@ New England	L	S	4	3	1	-	3	-	-	-	-	-	-	-
TOTALS			4/4	9	7	2	1.0	4	0	0	1	0	0	0	0

2002 CAROLINA

Date	Opp	W/L	P/S	T	S	A	Sack	QBP	FR	FF	PD	Int	Yds	LG	TD
09/08	BALTIMORE	W	S	3	1	2	1.0	2	-	-	-	-	-	-	-
09/15	DETROIT	W	S	3	3	-	1.0	2	-	-	1	-	-	-	-
09/22	@ Minnesota	W	S	2	1	1	-	2	-	-	-	-	-	-	-
09/29	@ Green Bay	L	S	4	3	1	2.0	1	-	-	-	-	-	-	-
10/06	ARIZONA	L	S	4	2	2	-	1	-	-	-	-	-	-	-
10/13	@ Dallas	L	S	2	1	1	1.0	-	-	-	-	-	-	-	-
10/20	@ Atlanta	L	S	3	2	1	-	1	-	-	-	-	-	-	-
10/27	TAMPA BAY	L	S	6	5	1	2.0	1	-	-	-	-	-	-	-
11/10	NEW ORLEANS	L	S	4	3	1	-	5	-	-	-	-	-	-	-
11/17	@ Tampa Bay	L	S	5	2	3	-	1	-	-	1	-	-	-	-
11/24	ATLANTA	L	S	4	3	1	-	1	-	-	-	-	-	-	-
12/01	@ Cleveland	W	S	3	1	2	-	3	-	-	-	-	-	-	-
12/08	CINCINNATI	W	S	5	4	1	-	1	-	-	-	-	-	-	-
12/15	@ Pittsburgh	L	S	4	1	3	-	1	-	-	-	-	-	-	-
12/22	CHICAGO	W	S	3	1	2	-	1	-	-	1	-	-	-	-
12/29	@ New Orleans	W	S	5	3	2	-	1	-	-	1	-	-	-	-
TOTALS				16/16	60	36	24	7.0	24	0	0	4	0	0	0

2001 CAROLINA

Date	Opp	W/L	P/S	T	S	A	Sack	QBP	FR	FF	PD	INT	YDS	LG	TD
09/09	@ Minnesota	W	S	1	1	-	-	-	-	-	-	-	-	-	-
09/23	@ Atlanta	L	S	7	4	3	-	-	-	-	-	-	-	-	-
09/30	GREEN BAY	L	S	1	1	-	-	-	-	-	-	-	-	-	-
10/07	@ San Francisco	L	S	2	2	-	-	-	-	-	-	-	-	-	-
10/14	NEW ORLEANS	L	S	1	1	-	-	-	-	-	-	-	-	-	-
10/21	@ Washington	L	S	3	3	-	-	-	-	-	-	-	-	-	-
10/28	NEW YORK JETS	L	P	6	4	2	-	-	-	-	-	-	-	-	-
11/04	@ Miami	L	P	3	1	2	-	-	-	-	-	-	-	-	-
11/11	@ St. Louis	L	P	4	1	3	-	-	-	-	-	-	-	-	-
11/18	SAN FRANCISCO	L	P	4	2	2	-	-	-	-	-	-	-	-	-
11/25	ATLANTA	L	P	2	1	1	1.0	-	-	-	-	-	-	-	-
12/02	@ New Orleans	L	S	6	5	1	-	1	1	-	-	-	-	-	-
12/09	@ Buffalo	L	S	3	3	-	-	-	-	-	-	-	-	-	-
12/23	ST. LOUIS	L	S	3	3	-	1.0	1	-	-	-	-	-	-	-
12/30	ARIZONA	L	S	-	-	-	-	-	-	-	-	-	-	-	-
01/06	NEW ENGLAND	L	S	6	4	2	-	-	-	-	-	-	-	-	-
TOTALS				16/11	52	36	16	2.0	2	1	0	1	0	0	0



in the community

Each season, 50-75 youth athletic organizations in the Carolinas receive grants up to \$3,500 each from the NFL and the Carolina Panthers to assist in the development of youth football programs.

AERIAL COVERAGE OF TODAY'S GAME PROVIDED BY JEEP WRANGLER UNLIMITED.



Jeep

OFFICIAL VEHICLES OF THE CAROLINA PANTHERS

Jeep is a registered trademark of DaimlerChrysler Company, LLC.





John KASAY

kicker

4

5-10 • 210 • Georgia

Birthdate:	10/27/69
Hometown:	Athens, GA
High School:	Clarke Central
NFL:	17th Season
Panthers:	13th Season
How Acquired:	UFA '95 (SEA)



PRO CAREER



- **PANTHERS TEAM RECORDS:** Established team mark with 22 consecutive field goals in 2003, surpassing the previous team record of 18 by Joe Nedney in 2000...Panthers all-time leader in games played, points, field goal attempts, field goals, extra point attempts and extra points, most field goal attempts of 50 or more yards and most field goals of 50 or more yards...Owns single-season marks for points, extra point attempts, extra points, most extra points in a season with no misses, field goal attempts, field goals and most field goals of 50 yards or longer...Holds single-game marks for field goal attempts, most field goals, most points, most field goals without a miss, longest field goal attempted, longest field goal and most field goals of 50 or more yards...Only player remaining from the Panthers inaugural 1995 team and the only player to appear in all nine of the franchise's postseason games.
- **NFL RECORDS:** Became the first kicker in League history to convert four field goals of 46-yards or longer in one game at Tampa Bay (9/24/06).
- **AMONG LEAGUE LEADERS:** Ranks 17th all-time in NFL history for points scored with 1,405, including 1,064 for Carolina...334 field goals made rank 14th all-time in League history...33 field goals made beyond 50-yards stands third all-time in NFL history behind Morten Anderson's 40 and Jason Elam's 36...Ranks sixth in points and sixth in field goals made among active kickers.
- **1,000 Point Club:** Became the 25th player in NFL history to score 1,000 points with the same team in 2006. After playing his first four seasons in Seattle, he has tallied 1,064 points with the Panthers.
- Equaled personal best with four field goals of 50-yards or longer in 2006, previously accomplished in 1998 when he kicked a career long 56-yarder versus Green Bay (9/27/06).
- Responsible for 10 game-winning field goals during his career, eight with the Panthers.
- Since joining the Panthers in 1995, he is one of three NFL kickers who still remains with the same team, along with Jason Hanson of Detroit and Jason Elam with Denver.
- Panthers leading scorer in every season in team history except for 2000, 2002 and 2004. He spent the majority of the 2000 and 2002 campaigns on injured reserve.
- Field goals of 51 and 52 yards versus New England (9/18/05) and 52 yards at Miami (9/25) made him the second kicker since 1995 to attempt three consecutive field goals from 50 yards or longer and convert all of them. Neil Rackers accomplished the feat for Arizona versus Seattle (10/24/04).



PANTHERS TALE

John spent a portion of the 1999 offseason working as an intern for United States Congressional Representative Sue Myrick.

- Established career high and team record with six field goals and 20 points at New Orleans (12/5/04). The field goals were the most recorded in the NFL during the 2004 season.
- Tied an NFL postseason record versus Dallas (1/4/03) in the NFC Wild Card game when he became the fifth player in League history to convert five field goals in a playoff game. The effort was the first since 1997 when Brad Daluiso accomplished the feat for the New York Giants versus Minnesota (12/27/97).
- Successful on 252-of-309 field goals, an 81.6 percent accuracy rate, since signing with the Panthers as an unrestricted free agent in 1995.
- Excluding 2000 season that he missed with injury and an abbreviated 2002 season when he was two-of-five on field goals before going on injured reserve with a sports hernia, Kasay has converted 146 of his last 174 field goal attempts since 1999, an 83.9 percent conversion rate.
- Panthers are 8-1 in games in which he has kicked four or more field goals. In 2003, Carolina was 5-0 in games in which he converted three or more field goals. The team is just 3-25 in games in which he does not record a field goal.
- Produced his most accurate season in 2006, converting a career-high 88.9 percent on 24-of-27 field goal attempts.
- Only miss from inside of 50 yards in 1997 came on a blocked attempt.
- 37 field goals in 1996 set an NFL single-season record, breaking the mark held by the Giants Ali Haji-Sheikh (1983) and the Raiders Jeff Jeager (1993).
- 145 points in 1996 led the NFL and were the third-most points in a season by a kicker in League history at that time.
- Selected to first career Pro Bowl in 1996 and also earned first-team All-Pro honors from UPI, and second team All-Pro honors from The Associated Press and *Football Digest* in addition to All-NFC honors from *Football News*.
- With five-for-five field goal games versus Atlanta (9/1/96) and at New Orleans (9/8/96), became the second kicker in NFL history to go 10-for-10 for two games (Carney, SD, 1994).
- Only player remaining from the Panthers inaugural 1995 team and the only player to appear in all nine of the franchise's postseason games.

TRANSACTIONS: Signed to contract extension by Carolina (2/17/04)...Placed on injured reserve by Carolina with a sports hernia (9/21/02)...Placed on injured reserve by Carolina with an injured left knee (8/14/00)...Placed on injured reserve by Carolina with an injured left knee (12/14/99)...Signed to contract extension by Carolina (2/11/99)...Signed as unrestricted free agent by Carolina (2/20/95)... Selected by Seattle in the fourth round (98th pick overall) of the 1991 NFL Draft .

GP/GS: Career (221/0) [9/0]; 2006 (16/0); 2005 (16/0) [3/0]; 2004 (14/0); 2003 (16/0) [4/0]; 2002 (2/0); 2001 (16/0); 2000 (IR); 1999 (13/0); 1998 (16/0); 1997 (16/0); 1996 (16/0) [2/0]; 1995 (16/0); 1994 (16/0); 1993 (16/0); 1992 (16/0); 1991 (16/0).

2006: Played in all 16 games...Converted 24-of-27 field goal attempts and 28-of-28 extra point opportunities to rank first on team with 100 points...88.9 field goal percent conversion rate was a career-high and tied for second in the NFC and sixth in the NFL...Stands second-highest field goal percentage in team history behind 92.85 registered by Joe Nedney in 2000...Recorded sixth career 100-point season...Became 25th player in NFL history to score 1,000 points with the same club...Four field goals beyond 50 yards equaled personal-best previously accomplished in 1998...Has converted 61 consecutive extra point attempts, the second-longest streak in team history behind his record of 69 from 1998-99 and 2001...**NFC PLAYER OF THE WEEK/MONTH:** Named NFC Special Teams Player of the Week at Tampa Bay (9/24) after converting a NFL-record four field goals of 46 yards or longer in one game, including a 46-yard game-winner with two seconds left in a 26-24 victory...Converted attempts from 51, 50, 49 and 46 yards...46-yard game winner was the 10th of his career...Increased career

total of Player of the Week awards to six, the most won by a player in team history...Last earned recognition following performance at Arizona (12/14/03)...**Vs. Dallas (10/29):** Missed short on a career-long 65-yard field goal attempt...**At Washington (11/26):** Converted 51-yard field goal...**At Philadelphia (12/10):** Scored six points to move into 17th place all time in NFL history for points scored, bettering the 1,382 accumulated by Mark Moseley.

2005: Played in 16 games...Converted 26-of-34 field goal attempts and 43-of-44 extra point opportunities for 121 points...Established personal bests for extra point attempts and extra points made...121 points represented the third-highest total of his career and the fifth season that Kasay has scored 100 or more points...Punted once for 36 yards...Converted 23-of-26 field goal attempts from 49 yards or less...Contributed to team that ranked eight in the NFL in scoring with an average of 24.4 points per game, the second highest average in team history...**POSTSEASON:** Played in all three games...Successful on all six field goal attempts and six-of-seven extra point attempts...Led all NFL kickers with 24 points...**ALL-TIME AMONG NFL KICKERS DURING THE POSTSEASON:** Career postseason field goal conversion rate of 91.3 percent ranks second in NFL history behind Martin Gramatica who achieved a 91.7 conversion rate, connecting on 11-of-12 field goals in seven games for Tampa Bay...Kasay has converted 21-of-23 field goals in nine postseason games for Carolina...21 field goals ties for the fourth highest total in NFL history behind George Blanda and Steve Christie, who have 22, Adam Vinatieri, who has 24, and Gary Anderson, who has 32...**PANTHERS TEAM RECORDS:** Set team marks with 43 extra points and 44 extra point attempts...Surpassed records of 37 extra point attempts and 35 extra points he set in 1998...**GAME HIGHLIGHTS - Vs. New England (9/18):** Made field goals from 51 and 52 yards...Marked third time of his career he connected on two field goals from 50 yards or longer in a game...Converted two 51-yarders at New Orleans (9/8/96) and on field goals of 51 and 54 yards versus San Diego (10/27/91) while with Seattle...**At Miami (9/25):** Connected on 52-yard field goal...Combined with two field goals beyond 50 yards made in previous contest versus New England (9/18), Kasay became the second player since 1995 to attempt three consecutive field goals from 50 yards or longer and convert all of them...Neil Rackers accomplished the feat for Arizona versus Seattle (10/24/04).

2004: Played in 14 games...Converted 19-of-22 field goal attempts and 27-of-28 extra point opportunities to rank second on team with 84 points...86.4 field goal percent conversion rate ranked second in the NFC and sixth in the NFL...Ranks as third-highest field goal percentage in team history behind 92.85 registered by Joe Nedney in 2000 and 88.0 achieved by Kasay in 1999...Field goal conversion rate stands as second highest of career, trailing 88.0 mark posted in 1999...Marked only the third time in team history that he did not lead the team in points...Did not lead team in 2000 and 2002 when he spent the majority of both campaigns on injured reserve...Season included streak of 15 consecutive field goals that ended when 60-yard attempt was blocked in season finale versus New Orleans (1/2)...Inactive at San Francisco (11/14) and versus Arizona (11/21) with an injured right calf suffered during a kickoff at San Francisco (11/14)...**NFC PLAYER OF THE WEEK/MONTH:** Named NFC Special Teams Player of the Week after converting a team-record and career-high six field goals in 32-21 victory at New Orleans (12/5)...Increased career total of Player of the Week awards to five, the most won by a player in team history...Last earned recognition following performance at Arizona (12/14/03)...Two-time Player of the Month recipient...**At San Francisco (11/14):** Suffered injured right calf while attempting a kickoff that forced him to leave contest...**At New Orleans (12/5):** Established team record and career high with six field goals and 20 points...Converted both extra point attempts to end contest with 20 points in 32-21 victory...Named NFC Player of the Week...Six field goals were NFL high for the 2004 season...Converted field goals from 30, 50, 46 and 25 yards as well as two 21-yarders...Six field goals bettered previous career high and team mark of five he set during the postseason versus Dallas (1/3/04) and in regular season contests at New Orleans (9/8/96) and versus Atlanta (9/1/96)...Six field goal attempts tied career high set at San Francisco (11/8/98)...20 points bettered previous team mark of 18 points achieved six times, most recently by Nick Goings versus Arizona (11/21/04)...Point total surpassed previous career high of 17 points registered during postseason versus Dallas (1/3/04) and in regular season versus Atlanta (9/1/96)...**At Tampa Bay (12/26):** Missed only

extra point attempt of the season...Marked first miss since contest versus Philadelphia (11/30/03)...**Vs. New Orleans (1/2):** Converted 54-yarder...200th all-time field goal since joining Panthers in 1995...60-yard attempt with four seconds remaining that could have tied contest was blocked...60-yard attempt stands longest of career...Exceeded previous long of 57 yards established at San Francisco (11/8/98).

2003: Converted 32-of-38 field goal attempts and 29-of-30 extra point opportunities to score 125 points...Ranked second in the NFC in scoring among kickers...Led the Panthers in scoring with the second-highest total of his career and in team history...Fourth season in which he has scored 100 or more points and first since he tallied a team-record 145 points in 1996...Established team record with 22 consecutive field goals...Kicked at least three field goals in five games...Earned spot on roster after preseason competition with Shayne Graham...**POSTSEASON:** Led NFL with 35 points, converting nine-of-11 field goals and all eight of his extra point opportunities...Including 1996 postseason, extended streak to 14 consecutive field goals before hitting the left upright on 53-yard attempt at St. Louis (1/10)...Streak of consecutive field goals tied for the third-longest in NFL history, equalling Jacksonville's Mike Hollis, who registered his streak from 1996-99.

NFC PLAYER OF THE WEEK/MONTH: Named NFC Special Teams Player of the Month for October after converting all nine of his field goal attempts and all nine extra point opportunities...Included game-winning kicks in overtime of 47 yards at Indianapolis (10/12) and 31 yards at New Orleans (10/26)...Made game-saving tackle of dangerous Saints kick returner Michael Lewis in overtime...Named NFC Player of the Week for performance at Arizona (12/14) in which he converted field goals from 21 and 49 yards as well as two extra point opportunities...49-yard field goal came with four seconds remaining and clinched NFC South division title...Fourth career Player of the Week award, the most won by a player in team history...First honor since winning in 1997 for performance at Atlanta (9/7/97)... Player of the Month award was the second of his career, joining defensive end Mike Rucker and former linebacker Sam Mills as the only players in team history to earn the honor twice.

GAME-WINNING FIELD GOALS: Converted four game-winning field goals in 2003, increasing his Panthers total to eight and his career total to nine...49-yard field goal with four seconds remaining secured a 20-17 victory at Arizona (12/14) and the NFC South division title for the Panthers...Converted three game-winning field goals in overtime on 47-yarders at Tampa Bay (9/14) and at Indianapolis (10/12) and 31-yarder at New Orleans (10/26)... Second kicker in NFL history to record three game-winning overtime field goals in the same season, joining Jason Hansen, who set the mark with Detroit in 1994...Increased career total to five game-winning overtime field goals in 2003 and were his first since converting a 29-yarder for Panthers in 20-17 overtime victory at New England (10/29/95), Carolina's only overtime victory in team history until 2003...Helped Carolina post a 7-0 record in games decided by three points or less, tie an NFL record with seven wins by three points or less and equal the League record with three overtime victories...Since overtime was instituted by the NFL in 1974, the Panthers became first team to win three overtime games on the road in the same season and the first to have overtime contests in their first three road games of the season.

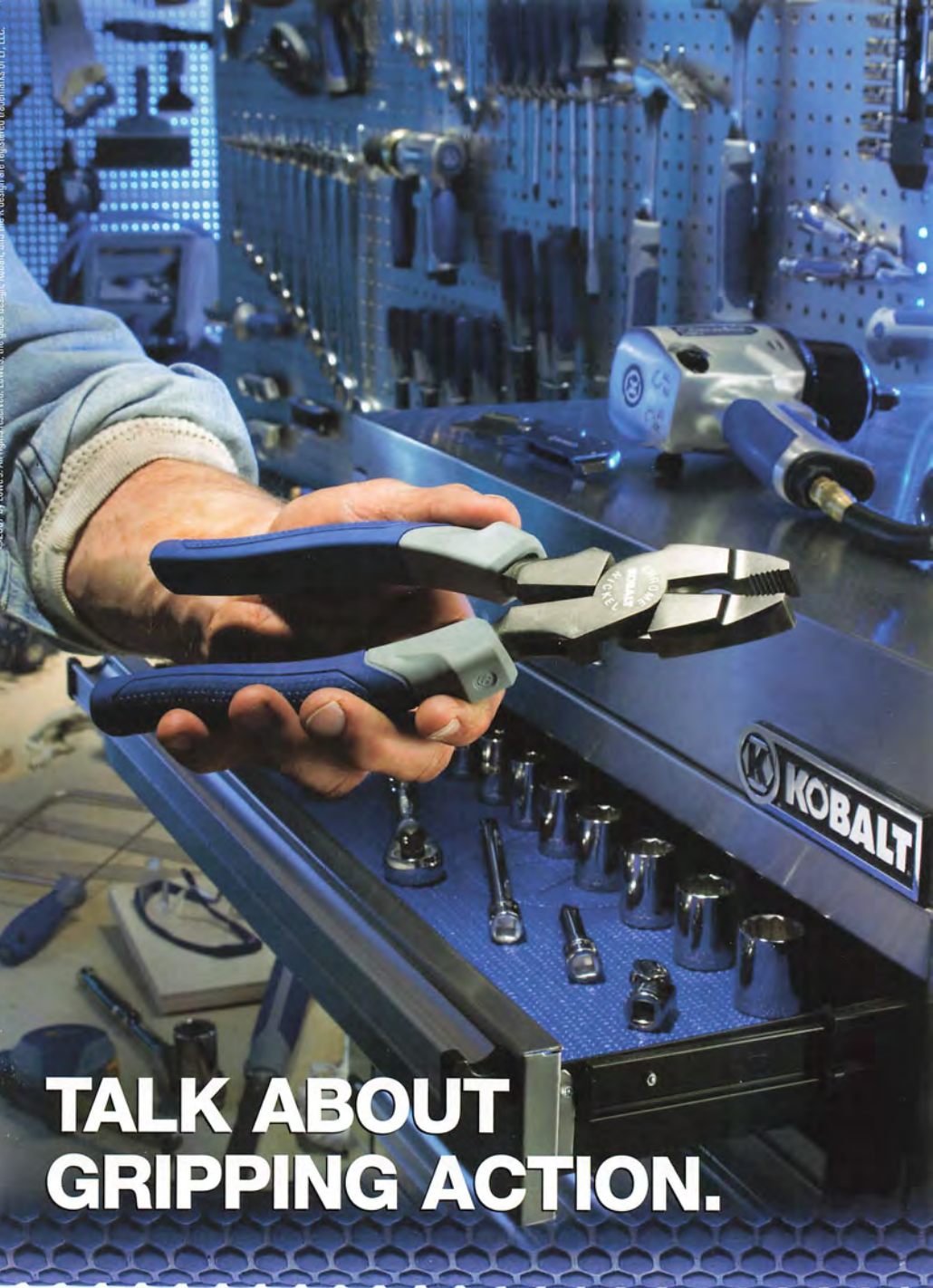
CONSECUTIVE FIELD GOALS: Set team record with 22 consecutive field goals, bettering the previous mark of 18 set by Joe Nedney in 2000...Made final field goal attempt of 2002 season, a 23-yarder versus Detroit (9/15/02) before being placed on injured reserve with a sports hernia, and first 21 attempts of the 2003 campaign...Did not miss a field goal until the 10th game of the season versus Washington (11/16) when he was short on a 47-yard attempt after connecting on his first field goal attempt of the game, a 25-yarder...Marked the third time of his career that he connected on at least 13 field consecutive field goals...Kicked 13 consecutive field goals in 1996 and 16 in a row in 1999.

GAME HIGHLIGHTS- At Tampa Bay (9/14)...Responsible for all 12 of the Panthers points with four field goals from 28, 35, 20 and 47 yards...47-yard field goal provided game-winning points with 3:28 remaining in overtime...Marked third career game-winning field goal in overtime and first since converting 29-yarder in 20-17 victory at New England (10/29/95) that resulted in the first overtime victory in Panthers history... 1995 victory was only overtime win in team

history prior to Buccaneers game and ended five-game losing streak for Carolina in overtime contests to improve team's record to 2-5...**At Indianapolis (10/12):** Converted field goals from 29, 23, and 47 yards...47-yard field goal secured victory with 9:21 remaining in overtime...Third career game-winning field goal in overtime and his second of the season...Improved Panthers all-time record to 3-5 in overtime games...Carolina's third win of the season by a margin of three points or less...**At New Orleans (10/26):** Successful on field goals from 24, 29 and 31 yards...Converted 31-yarder with 10:28 left in overtime... Contributed game-saving tackle of Saints kick returner Michael Lewis in overtime on his return of opening kickoff of extra session...Marked fourth career game-winning field goal in overtime and his third of the season, tying NFL single-season record set by Jason Hanson with Detroit in 1994... Enabled Carolina to become first team in NFL history to win three overtime games on the road in the same season as well as become the first team to have overtime contests in its first three road games of the season...Carolina's fourth victory of the season by margin of three points or less...**Vs. Philadelphia (11/30):** Converted one-of-four field goals...After opening contest with 20-yarder, was wide left on 32-yarder and wide right on tries from 38 and 49 yards...Missed first and only extra point of the season...Third game of career with three missed field goals, occurring previously at San Francisco (11/8/98) and while with Seattle in contest at Pittsburgh (12/9/92)...**At Arizona (12/14):** Connected on field goals from 21 and 49 yards...49-yard field goal came with four seconds remaining and was difference in 20-17 victory that clinched the NFC South division title...Earned NFC Special Teams Player of the Week recognition for the fourth time of his career, his first such honor since 1997 for his effort at Atlanta (9/7/97)...Fourth game-winning field goal of the season that was converted in the game's final two minutes or overtime... Improved Panthers record to 7-0 for the season in games decided by a margin of three points or less, tying an NFL record for most wins in a season by three points or less established by Arizona in 1998...**NFC Wild Card vs. Dallas (1/3):** Tied career-high with 17 points on five field goals and two extra points...Converted field goals from 18, 38, 19, 32 and 34 yards...Five field goals tied NFL postseason record last accomplished by Brad Daluiso of the New York Giants versus Minnesota (12/27/97)...Tied single-game career-high and own team record for field goals in a game, set versus Atlanta (9/1/96) and equalled at New Orleans (9/8/96)...17 points tied career-high established versus Atlanta (9/1/96)...**NFC Divisional Playoffs at St. Louis (1/10):**...Converted first three field goals before missing last two...Connected on field goals from 45, 52 and 34 yards before hitting the left upright on a 53-yard attempt in the fourth quarter and missing wide right on a 45-yard attempt in overtime...Initially converted on 40-yarder in overtime but Carolina was penalized for delay of game...Wide right on subsequent 45-yard attempt...Success on first three field goals extended streak of consecutive postseason field goals to 14, matching the third-longest streak in NFL postseason history...52-yard field goal was the longest of his career during the postseason, surpassing previous long of 40 set versus Dallas (1/5/97) in the 1996 NFC divisional playoffs...**Super Bowl XXXVIII vs. New England (2/1):** Converted 50-yard field goal and both extra point attempts...Delivered 50-yard field goal with 18 seconds remaining in the first half to narrow deficit to 14-10.

2002: Played in two games before being placed on injured reserve (9/21) with a sports hernia...Converted two-of-five field goals and all five extra point opportunities to score 11 points.

2001: After spending the 2000 season on injured reserve, Kasay rebounded to lead the Panthers in scoring for his sixth season with 91 points...Converted 23-of-28 field goals and 22-of-23 extra points...Had one special teams tackle...**Vs. the New York Jets (10/28):** Missed his lone extra point of the season when his attempt hit the right upright...Miss ended a team record of 69 consecutive extra points that dated to the 1998 season when he had an extra point blocked at Dallas (10/11/98)...**Vs. Arizona (12/30):** Collected an extra point but missed wide left from 44 yards and was short on a 52-yarder...Marked first time he missed two field goals in a game since 1998 when he was wide left on a 51-yarder and short on a 57-yarder at San Francisco (11/8/98).



TALK ABOUT GRIPPING ACTION.

 **KOBALT**
THE NEXT GENERATION OF TOUGH TOOLS™

With their innovative Hex-Tech grip, Kobalt tools are designed to be as comfortable as they are durable. So put the professional quality of Kobalt in your toolbox today.

Available only at


Let's Build Something Together™

2000: After spending the offseason rehabbing his left knee, Kasay re-injured the same knee when he fractured his kneecap on a field goal attempt while participating in his first training camp practice (8/13) with the team since his 1999 injury... Placed on injured reserve (8/14).

1999: Appeared in 13 games...Led the Panthers in scoring for the fifth consecutive season, tallying 99 points...Converted 22-of-25 field goal attempts, a personal-best 88.0 percent, with a long of 52 yards and all 33 extra point opportunities...Ranked second among NFC kickers in scoring with 99 points through Week 14 before suffering a torn ACL in his left knee at Green Bay (12/12) while trying to slow a kick returner...Placed on injured reserve (12/14)...Also accounted for two special teams tackles...**Vs. Atlanta (11/28):** Consecutive field goal streak ended at 16 after converting from 30 and 24 yards but missing wide right from 47 yards...Miss ended a string of 23 consecutive field goals inside of 50 yards that dated to 1998.

1998: Scored 92 points on 19-of-26 field goals and 35-of-37 extra points...Set a career single-season mark with four field goals longer than 50 yards, including a career-long 56 yarder...Posted a career-long 57-yard attempt...**Vs. Green Bay (9/27):** Connected on career-long 56-yard field goal...**At Atlanta (10/4):** Experienced first extra point blocked of his career and in team history...**At Dallas (10/11):** Had an extra point blocked...**At San Francisco (11/8):** Registered a career-high six attempts...32-yard attempt blocked and wide left from 51 yards away...Fell short on a potential game-winner from 57 yards at San Francisco, the longest attempt of his career.

1997: Scored 91 points on 25-of-25 extra points and connected on 22-of-26 field goal attempts, missing just one field goal inside of 50 yards on a block...**NFC PLAYER OF THE WEEK/MONTH:** Earned NFC Special Teams Player of the Week for his efforts at Atlanta (9/7/97) when his last-second kick gave the Panthers a 9-6 win... **At Atlanta (9/7):** Earned NFC Special Teams Player of the Week when his three fourth-quarter field goals, including a 39-yard game winner with no time remaining, lifted the Panthers to a 9-6 win...His lone miss in the game was a 55-yard attempt at the end of the first half that hit the upright...**Vs. New Orleans (11/30):** 26-yard attempt blocked, marking his only miss inside of 50 yards in 1997 and his first miss inside 30 yards since 1992.

1996: Led NFL with a career-best 145 points... Converted an NFL-record 37 field goals, missing just four of 38 field goals inside of 50 yards...**POSTSEASON:** Panthers leading scorer with 21 points...Converted all six field goal attempts and all three of his extra point opportunities...**PRO BOWL:** Selected to first career Pro Bowl...One of eight Carolina players who played in the game, joining kick returner Michael Bates, cornerback Eric Davis, tight end Wesley Walls, linebackers Kevin Greene, Lamar Lathon and Sam Mills and quarterback Kerry Collins, who appeared as an alternate...**HONORS:** First-team All-Pro by UPI...Second team All-Pro by The Associated Press and *Football Digest*...All-NFC choice by *Football News*...**NFL RECORD:** 37 field goals in 1996 set an NFL record for field goals in a season, bettering the mark of 35 held by the Giants Ali Haji-Sheikh (1983) and the Raiders Jeff Jeager (1993). **PANTHERS TEAM RECORDS:** Established team single-season marks for points, field goal attempts and field goals made...**NFC PLAYER OF THE WEEK/MONTH:** Named NFC Special Teams Player of the Week for weeks one and two in 1996, after he posted consecutive five-for-five field goal games versus Atlanta (9/1/96) and at New Orleans (9/8/96)...Garnered NFC Special Teams Player of the Month honors for September 1996 after connecting on 13-of-14 field goals in five games...**Vs. Atlanta (9/1):** Opened the season by earning NFC Special Teams Player of the Week honors for connecting on a career-best five-of-five attempts from 32, 36, 53, 38 and 42 yards in addition to two extra points for a career-high 17 points...**At New Orleans (9/8):** Scored 16 points, matching his five-for-five performance by connecting from 51, 22, 29, 51 and 23 yards along with a PAT to earn NFC Special Teams Player of the Week for the second consecutive week...His 23-yard conversion in the fourth quarter lifted the Panthers to a 22-20 win, while his two conversions in the same game from beyond 50 yards tied a League record...Back-to-back five-for-five weeks made him the second kicker in NFL history to record such performances (John Carney, San Diego, 1994) and the fourth kicker in NFL history to convert 10 field goals in two

consecutive games...**At Jacksonville (9/29)**: Missed his only attempt ... Also missed a PAT at Jacksonville, his fourth miss in six years on a PAT... His scoreless performance ended a scoring streak that stretched 62 consecutive games...**Vs. St. Louis (10/13)**: Converted career-high six extra points...**At San Francisco (12/8)**: Missed 31-yard attempt, which snapped a string of 27 consecutive conversions inside 40 yards...**Vs. Pittsburgh (12/22)**: Converted all three field goal attempts...35-yard field goal tied the NFL record for field goals in a season at 35 (held by the Giants Ali Haji-Sheikh in 1983 and the Raiders Jeff Jeager in 1993), while his 30 and 29-yard conversions extended the record beyond Indianapolis Colts kicker Cary Blanchard, who kicked 36 field goals in 1996.

1995: Led the League in the preseason with 46 points...Connected on 26-of-33 field goal attempts en route to 105 points, including conversions on game-winning attempts at New England (10/29) and versus Indianapolis (12/3)...**At Buffalo (9/10)**: Had his first career punt on a 32-yard quick kick, downed on the Buffalo four yard line...**Vs. Tampa Bay (10/1)**: Missed his only PAT of the year...**Vs. the New York Jets (10/15)**: In the team's inaugural victory, had 14 points on four-of-five field goals and two extra points...**At New England (10/29)**: Went two-of-four including a game-winning 29-yard field goal into the wind in overtime that gave the Panthers their first road win in team history...**At San Francisco (11/5)**: Two field goals provided the Panthers winning margin and ensured the first-ever win by an NFL expansion team over the defending Super Bowl champion...**Vs. Arizona (11/19)**: Attempt at the end of the first half was blocked, marking the first time he had a kick blocked in high school, college or as a professional...**Vs. Indianapolis (12/3)**: Notched his second game-winning field goal of the year, a 38-yard attempt with eight seconds remaining that gave the Panthers a 13-10 win.

1994: Led Seattle in scoring for the fourth consecutive year... Converted on 20-of-24 field goals and 25-of-26 extra points... During the season, Kasay moved into second place for career field goals by a Seahawk with 82 behind Norm Johnson's 159...Did not miss inside of 42 yards and converted seven-of-11 attempts from outside the 40 yard line...Ended his Seahawks career with a 78.10 (82-105) field goal percentage, tops in Seattle history...His 83.33 mark tied Johnson's record set in 1984.

1993: Missed one field goal inside 40 yards all season and converted three field goals from outside 50 yards...**At Cincinnati (9/26)**: In a 19-10 win, he connected on four-of-four attempts from 32, 35, 23 and 35 yards, providing the Seahawks only offensive points...**At Denver (10/31)**: Hit on a 53-yard attempt...**Vs. the Chiefs (12/5)** and **Vs. the Steelers (12/26)**: Was three-of-three on field goal attempts...**At Kansas (1/2/94)**: Converted a 55-yard attempt in the season finale, the longest field goal in Seattle team history.

1992: Led the Seahawks in scoring... Made 14-of-22 attempts...**Vs. Denver (11/30)**: His 32-yard attempt lifted the Seahawks to a 16-13 overtime win on Monday Night Football.

1991: Originally a fourth-round draft choice (98th overall) by the Seahawks...Set a Seahawks rookie record with 102 points while setting a team record for field goals with 25...First rookie in Seahawks history to score more than 100 points...Named first-team All-Rookie by *Pro Football Weekly*, *Football News*, the Professional Football Writers Association and *College and Pro Football Newsweekly*...**Vs. San Diego (10/27)**: Tied a League record by kicking two field goals from more than 50 yards in the same game with 51 and 54-yarders...**Vs. St. Louis (12/22)**: Missed extra point on last attempt, ending a string of 27 successful conversions to start the season.

COLLEGE: Four-year letterman at Georgia...Finished career fifth on the school's career kick scoring list with 217 points, converting 46-of-65 field goals and 79-of-82 extra points...**1990 (Sr.)**: Named third-team All-America by *Football News* and second-team All-SEC selection...Scored a team-high 67 points on 10-of-11 extra points and 19-of-24 field goals...Converted three field goals, including a game-winning 40-yarder with a minute left, in a 17-15 win over Alabama...**1989 (Jr.)**: Second on the team in scoring with a career-high 79 points on 19-of-24 field goals, including six-of-seven beyond 40 yards, and 22-of-23 extra points...**1988 (So.)**: Five of Kasay's eight misses were from beyond 50 yards...**1987 (Fr.)**: Took

over full-time place kicking duties midway through the season after beginning the season as the kickoff specialist...39-yard field goal as time expired gave the Bulldogs a Liberty Bowl win in freshman finale against Arkansas.

PERSONAL: Graduate of Clarke Central HS in Athens, GA...All-State selection by the *Atlanta Journal-Constitution* with 37 career field goals, including a 54-yarder...Father was the strength and conditioning coach at the University of Georgia...Journalism major who finished his degree in the 1994 offseason...Lives in Charlotte...Participated in NFL/United Way "Hometown Huddle '06"...Active in the Pop Warner Youth Football community...Wife: Laura...Daughters: Caroline and Savannah...Sons: Steven and Christopher...John David Kasay...Last name is pronounced CASEY.

KASAY

CAREER

John Kasay

STATISTICS

		SCORING										
Year	Team	GP	FG	FGA	Pct	Lg	Bk	XP	XPA	Pct	Bk	Points
1991	Seattle	16	25	31	80.6	54	-	27	28	96.4	-	102
1992	Seattle	16	14	22	63.6	43	-	14	14	100.0	-	56
1993	Seattle	16	23	28	82.1	55	-	29	29	100.0	-	98
1994	Seattle	16	20	24	83.3	50	-	25	26	96.2	1	85
1995	Carolina	16	26	33	78.8	52	2	27	28	96.4	-	105
1996	Carolina	16	37	45	82.2	53	-	34	35	97.1	-	145
1997	Carolina	16	22	26	84.6	54	1	25	25	100.0	-	91
1998	Carolina	16	19	26	73.1	56	1	35	37	94.6	2	92
1999	Carolina	13	22	25	88.0	52	-	33	33	100.0	-	99
2000	Carolina	INJURED RESERVE/LEFT KNEE										
2001	Carolina	16	23	28	82.1	52	-	22	23	95.7	-	91
2002	Carolina	2	2	5	40.0	27	1	5	5	100.0	-	11
2003	Carolina	16	32	38	84.2	53	-	29	30	96.7	-	125
2004	Carolina	14	19	22	86.4	54	1	27	28	96.4	-	84
2005	Carolina	16	26	34	76.5	52	1	43	44	97.7	1	121
2006	Carolina	16	24	27	88.9	54	-	28	28	100.0	-	100
NFL Totals		221	334	414	80.7	56	7	403	413	97.6	0	1405
Carolina Totals		157	252	309	81.6	56	7	308	316	97.5	0	1064

		FIELD GOALS														
		1-19			20-29			30-39			40-49			50+		
Year	Team	FG	FGA	Pct	FG	FGA	Pct	FG	FGA	Pct	FG	FGA	Pct	FG	FGA	Pct
1991	Seattle	1	1	100.0	5	6	83.3	12	14	85.7	5	6	83.3	2	3	66.7
1992	Seattle	0	0	0.0	4	5	80.0	8	11	72.7	2	6	33.3	0	0	0.0
1993	Seattle	1	1	100.0	5	5	100.0	10	11	90.9	4	6	66.7	3	5	60.0
1994	Seattle	1	1	100.0	1	1	100.0	11	11	100.0	6	9	66.7	1	2	50.0
1995	Carolina	0	0	0.0	6	6	100.0	10	14	71.4	9	12	75.0	1	1	100.0
1996	Carolina	2	2	100.0	14	14	100.0	11	12	91.7	7	10	70.0	3	7	42.9
1997	Carolina	1	1	100.0	6	7	85.7	8	8	100.0	4	4	100.0	3	6	50.0
1998	Carolina	0	0	0.0	5	5	100.0	4	5	80.0	6	9	66.7	4	7	57.1
1999	Carolina	1	1	100.0	8	8	100.0	6	6	100.0	5	6	83.3	2	4	50.0
2000	Carolina	INJURED RESERVE/LEFT KNEE														
2001	Carolina	0	0	0.0	10	10	100.0	4	4	100.0	7	9	77.8	2	5	40.0
2002	Carolina	0	0	0.0	2	2	100.0	0	0	0.0	0	2	0.0	0	1	0.0
2003	Carolina	0	0	0.0	13	13	100.0	6	8	75.0	11	13	84.6	2	4	50.0
2004	Carolina	0	0	0.0	11	11	100.0	4	4	100.0	1	2	50.0	3	5	60.0
2005	Carolina	1	1	100.0	8	8	100.0	8	8	100.0	6	9	66.7	3	8	37.5
2006	Carolina	2	2	100.0	6	6	100.0	4	4	100.0	8	8	100.0	4	7	57.1
NFL Totals		10	10	100.0	104	107	97.2	106	120	88.3	81	111	73.0	33	65	50.8
Carolina Totals		7	7	100.0	89	90	98.9	65	73	89.0	64	84	76.2	27	55	49.1

POSTSEASON SCORING

Year	Team	GP	FG	FGA	Pct	Lg	Blk	XP	XPA	Pct	Blk	Points
1996	Carolina	2	6	6	100.0	40		3	3	100.0		21
2003	Carolina	4	9	11	81.8	52		8	8	100.0		35
2005	Carolina	3	6	6	100.0	45		6	7	85.7	0	24
Totals		9	21	23	91.3	52	0	17	18	94.4	0	80

FIELD GOALS

Year	Team	1-19			20-29			30-39			40-49			50+		
		FG	FGA	Pct	FG	FGA	Pct	FG	FGA	Pct	FG	FGA	Pct	FG	FGA	Pct
1996	Carolina	0	0	0.0	3	3	100.0	1	1	100.0	2	2	100.0	0	0	0.0
2003	Carolina	2	2	100.0	0	0	0.0	4	4	100.0	1	2	50.0	2	3	66.7
2005	Carolina	1	1	100.0	1	1	100.0	3	3	100.0	1	1	100.0	0	0	0.0
Totals		3	3	100.0	4	4	100.0	8	8	100.0	4	5	80.0	2	3	66.7

ADDITIONAL STATISTICS

PUNTING: 1995 (1-32, 1 In20); 1996 (1-30); 2003 (1-33, 1 In 20) [1-21, 1 In 20]; 2004 (2-51, 1 TB, Lg 34); 2006 (1-25, Lg 25).
SPECIAL TEAMS TACKLES: 1991 (3-3-0); 1992 (4-4-0); 1993 (3-3-0); 1994 (2-1-1); 1995 (1-0-1); 1996 (2-1-1); 1997 (1-1-0); 1998 (3-2-1); 1999 (1-1-0); 2000 (1-1-0); 2003 (1-1-0) [1-1-0].

SINGLE-GAME CAREER HIGHS

FG ATTEMPTS	6	two times, most recently at New Orleans (12/5/04)
FG MADE	6	at New Orleans (12/5/04)
LONGEST FG ATTEMPT	65	vs Dallas (10/29/06) [short]
LONGEST FG MADE	56	vs Green Bay (9/27/98)
PAT ATTEMPTS	6	vs St. Louis (10/13/96)
PAT MADE	6	vs St. Louis (10/13/96)
POINTS	20	at New Orleans (12/5/04)

KASAY GAME-BY-GAME STATISTICS

2006 CAROLINA

Date	Opp	W/L	PTS	PAT	FG	1-19	20-29	30-39	40-49	50+	KICK-BY-KICK
09/10	ATL	L	6	-	2-2	-	-	-	1-1	1-1	54, 46
09/17	@ Min	L	7	1-1	2-2	-	2-2	-	-	-	25, 26
09/24	@ TB	W	14	2-2	4-4	-	-	-	2-2	2-2	51, 50, 49, 46
10/01	NO	W	3	3-3	-	-	-	-	-	-	
10/08	CLE	W	8	2-2	2-3	1-1	1-1	-	-	0-1	53WL, 24, 19
10/15	@ Bal	W	11	2-2	3-3	-	2-2	1-1	-	-	21, 31, 21
10/22	@ Cin	L	2	2-2	-	-	-	-	-	-	
10/29	DAL	L	2	2-2	0-1	-	-	-	-	0-1	65SH
11/13	TB	W	6	3-3	1-1	-	1-1	-	-	-	28
11/19	STL	W	7	1-1	2-2	-	-	1-1	1-1	-	40, 34
11/26	@ Wsh	L	7	1-1	2-2	-	-	-	1-1	1-1	42, 51
12/04	@ Phi	L	6	3-3	1-1	-	-	-	1-1	-	45
12/10	NYG	L	7	1-1	2-2	-	-	1-1	1-1	-	37, 45
12/17	PIT	L	3	-	1-2	-	-	1-1	-	0-1	50WL, 37
12/24	@ Atl	W	4	1-1	1-1	-	-	-	1-1	-	42
12/31	@ NO	W	7	4-4	1-1	1-1	-	-	-	-	19
TOTALS			100	28-28	24-27	2-2	6-6	4-4	8-8	4-7	

2005 CAROLINA

Date	Opp	W/L	PTS	PAT	FG	1-19	20-29	30-39	40-49	50+	KICK-BY-KICK
09/11	NO	L	8	2-2	2-2	-	-	1-1	1-1	-	39, 46
09/18	NE	W	9	3-3	2-2	-	-	-	-	2-2	51, 52
09/25	@ Mia	L	6	3-3	1-1	-	-	-	-	1-1	52
10/03	GB	W	8	2-3	2-2	-	-	2-2	-	-	32, 38
10/09	@ Az	W	6	3-3	1-3	-	-	-	1-1	0-2	46, 53WL, 62WL
10/16	@ Det	W	3	3-3	0-1	-	-	-	-	0-1	52B
10/30	MIN	W	8	5-5	1-2	-	-	-	1-1	0-1	56SH, 44
11/06	@ TB	W	10	4-4	2-2	-	1-1	1-1	-	-	30, 20
11/13	NYJ	W	12	3-3	3-3	-	2-2	-	1-1	-	23, 42, 28
11/20	@ Chi	L	3	-	1-2	-	-	1-1	0-1	-	46WL, 38
11/27	@ Buf	W	7	1-1	2-3	-	2-2	-	0-1	-	25, 45WR, 25
12/04	ATL	W	6	3-3	1-1	-	1-1	-	-	-	20
12/11	TB	L	4	1-1	1-2	-	-	1-1	0-1	-	42WL, 39
12/18	@ NO	W	9	3-3	2-3	-	1-1	1-1	-	0-1	32, 50RU, 29
12/24	DAL	L	8	2-2	2-2	-	1-1	-	1-1	-	24, 47
01/01	@ Atl	W	14	5-5	3-3	1-1	-	1-1	1-1	-	19, 41, 34
TOTALS			121	43-44	26-34	1-1	8-8	8-8	6-9	3-8	
POSTSEASON											
01/08	@ NYG	W	11	2-2	3-3	1-1	-	1-1	1-1	-	31, 45, 18
01/15	@ Chi	W	11	2-3	3-3	-	1-1	2-2	-	-	20, 38, 37
01/22	@ Sea	L	2	2-2	-	-	-	-	-	-	
TOTALS			24	6-7	6-6	1-1	1-1	3-3	1-1	0-0	

2004 CAROLINA

Date	Opp	W/L	PTS	PAT	FG	1-19	20-29	30-39	40-49	50+	KICK-BY-KICK
09/13	GB	L	2	2-2	-	-	-	-	-	-	
09/19	@ KC	W	4	4-4	-	-	-	-	-	-	
10/03	ATL	L	4	1-1	1-1	-	1-1	-	-	-	26
10/10	@ Den	L	5	2-2	1-2	-	-	-	-	1-2	53, 52WL
10/17	@ Phi	L	-	-	-	-	-	-	-	-	
10/24	SD	L	6	-	2-3	-	2-2	-	-	-	28, 21, 46WR
10/31	@ Sea	L	5	2-2	1-1	-	-	1-1	0-1	-	30
11/07	OAK	L	6	3-3	1-1	-	-	1-1	-	-	38
11/14	@ SF	W	6	-	2-2	-	1-1	1-1	-	-	37, 25
11/21	AZ	W				INACTIVE/RIGHT CALF					
11/28	TB	W				INACTIVE/RIGHT CALF					
12/05	@ NO	W	20	2-2	6-6	-	3-3	1-1	1-1	1-1	30, 50, 46, 25, 21, 21
12/12	STL	W	8	2-2	2-2	-	2-2	-	-	-	27, 20
12/18	@ Atl	L	7	4-4	1-1	-	1-1	-	-	-	21
12/26	@ TB	W	7	4-5	1-1	-	1-1	-	-	-	26
01/02	NO	L	4	1-1	1-2	-	-	-	-	1-2	54, 60B
TOTALS			84	27-28	19-22	-	11-11	4-4	1-2	3-5	

2003 CAROLINA

Date	Opp	W/L	PTS	PAT	FG	1-19	20-29	30-39	40-49	50+	KICK-BY-KICK
09/07	JAX	W	4	1-1	1-1	-	-	-	1-1	-	49
09/14	@ TB	W	12	-	4-4	-	2-2	1-1	1-1	-	28,35,20,47
09/28	ATL	W	11	2-2	3-3	-	1-1	1-1	-	1-1	53,23,38
10/05	NO	W	7	1-1	2-2	-	1-1	-	1-1	-	49,23
10/12	@ Ind	W	11	2-2	3-3	-	2-2	-	1-1	-	29,23,47
10/19	TEN	L	5	2-2	1-1	-	-	-	-	1-1	53
10/26	@ NO	W	11	2-2	3-3	-	2-2	1-1	-	-	24,29,31
11/02	@ Hou	L	4	1-1	1-1	-	1-1	-	-	-	23
11/09	TB	W	9	3-3	2-2	-	-	-	2-2	-	48,45
11/16	WSH	W	8	2-2	2-4	-	2-2	-	0-1	0-1	25,47SH,54WR,26
11/23	@ Dal	L	8	2-2	2-3	-	-	1-1	1-1	0-1	44,52WL,34
11/30	PHI	L	4	1-2	1-4	-	1-1	0-2	0-1	-	20,32WL,38WR,49WR
12/07	@ Atl	L	2	2-2	-	-	-	-	-	-	-
12/14	@ AZ	W	8	2-2	2-2	-	1-1	-	1-1	-	21,49
12/21	DET	W	8	2-2	2-2	-	-	-	2-2	-	42,44
12/28	@ NYG	W	13	4-4	3-3	-	-	2-2	1-1	-	42,33,34
TOTALS			125	29-30	32-38	-	13-13	6-8	11-13	2-4	

POSTSEASON

01/03	DAL	W	17	2-2	5-5	2-2	-	3-3	-	-	18,38,19,32,34
01/10	@ St. L	W	11	2-2	3-5	-	-	1-1	1-2	1-2	45,52,34,53LU,45WR
01/18	@ Phil	W	2	2-2	-	-	-	-	-	-	-
02/01	@ NE	L	5	2-2	1-1	-	-	-	-	1-1	50
TOTALS			35	8-8	9-11	2-2	0-0	4-4	1-2	2-3	

2002 CAROLINA

Date	Opp	W/L	PTS	PAT	FG	1-19	20-29	30-39	40-49	50+	KICK-BY-KICK
09/08	BAL	W	4	1-1	1-2	-	1-1	-	-	0-1	27, 50WL
09/15	DET	W	7	4-4	1-3	-	1-1	-	0-2	-	46B, 40WR, 23
											Injured Reserve (09/21) - Sports Hernia
TOTALS			11	5-5	2-5	-	2-2	-	0-2	0-1	

2001 CAROLINA

Date	Opp	W/L	PTS	PAT	FG	1-19	20-29	30-39	40-49	50+	KICK-BY-KICK
09/09	@ Min	W	6	3-3	1-1	-	1-1	-	-	-	23
09/23	@ Atl	L	10	1-1	3-3	-	1-1	2-2	-	-	30, 26, 31
09/30	GB	L	1	1-1	-	-	-	-	-	-	-
10/07	@ SF	L	2	2-2	-	-	-	-	-	-	-
10/14	NO	L	7	1-1	2-2	-	-	-	1-1	1-1	46, 52
10/21	@ Wsh	L	2	2-2	-	-	-	-	-	-	-
10/28	NYJ	L	6	0-1	2-2	-	-	-	2-2	-	45, 45
11/04	@ Mia	L	6	-	2-3	-	2-2	-	-	0-1	27, 20, 51WR
11/11	@ St. L	L	2	2-2	0-1	-	-	-	-	0-1	53WR
11/18	SF	L	10	1-1	3-3	-	2-2	-	1-1	-	25, 28, 41
11/25	ATL	L	1	1-1	-	-	-	-	-	-	-
12/02	@ NO	L	11	2-2	3-3	-	1-1	-	1-1	1-1	23, 47, 52
12/09	@ Buf	L	6	3-3	1-1	-	-	1-1	-	-	37
12/23	ST. L	L	14	2-2	4-5	-	2-2	1-1	1-2	-	47WL, 22, 29, 30, 46
12/30	AZ	L	1	1-1	0-2	-	-	-	0-1	0-1	44WL, 52S
01/06	NE	L	6	-	2-2	-	1-1	-	1-1	-	29, 40
TOTALS			91	22-23	23-28	-	10-10	4-4	7-9	2-5	

2000 CAROLINA

Date	Opp	W/L	PTS	PAT	FG	1-19	20-29	30-39	40-49	50+	KICK-BY-KICK
											Injured Reserve (08/14) - Left Knee

1999 CAROLINA

Date	Opp	W/L	PTS	PAT	FG	1-19	20-29	30-39	40-49	50+	KICK-BY-KICK
09/12	@ NO	L	4	1-1	1-2	-	-	-	-	1-2	52, 53WL
09/19	JAX	L	2	2-2	-	-	-	-	-	-	
09/26	CIN	W	9	3-3	2-2	-	1-1	-	1-1	-	48, 21
10/03	@ Wsh	L	12	3-3	3-4	-	-	-	3-3	0-1	43, 52WR, 43, 42
10/17	@ SF	W	7	4-4	1-1	1-1	-	-	-	-	19
10/24	DET	L	9	-	3-3	-	2-2	1-1	-	-	21, 30, 23
10/31	@ Atl	L	8	2-2	2-2	-	-	1-1	-	1-1	31, 51
11/07	PHIL	W	15	3-3	4-4	-	2-2	2-2	-	-	38, 28, 33, 22
11/14	@ St. L	L	4	1-1	1-1	-	1-1	-	-	-	24
11/21	@ Cle	W	7	4-4	1-1	-	-	-	1-1	-	44
11/28	ATL	W	10	4-4	2-3	-	1-1	1-1	0-1	-	30, 24, 47WR
12/05	ST. L	L	3	3-3	-	-	-	-	-	-	
12/12	@ GB	W	9	3-3	2-2	-	1-1	1-1	-	-	20, 37
Injured Reserve (12/14) - Left Knee											
TOTALS			99	33-33	22-25	1-1	8-8	6-6	5-6	2-4	

1998 CAROLINA

Date	Opp	W/L	PTS	PAT	FG	1-19	20-29	30-39	40-49	50+	KICK-BY-KICK
09/06	ATL	L	2	2-2	-	-	-	-	-	-	
09/13	@ NO	L	2	2-2	0-1	-	-	-	0-1	-	45WL
09/27	GB	L	12	3-3	3-3	-	-	-	2-2	1-1	42, 42, 56
10/04	@ Atl	L	3	-	1-2	-	1-1	-	-	0-1	54WL, 28
10/11	@ Dal	L	2	2-2	-	-	-	-	-	-	
10/18	@ TB	L	7	1-1	2-3	-	1-1	-	0-1	1-1	53, 20, 47WL
10/25	BUF	L	2	2-2	-	-	-	-	-	-	
11/01	NO	W	7	4-4	1-1	-	-	-	-	1-1	54
11/08	@ SF	L	11	2-2	3-6	-	-	0-1	2-2	1-3	32B, 50, 42, 41, 51WL, 57S
11/15	MIA	L	9	-	3-3	-	1-1	1-1	1-1	-	32, 27, 43
11/22	@ St. L	W	6	3-3	1-1	-	-	1-1	-	-	35
11/29	@ NYJ	L	3	3-3	-	-	-	-	-	-	
12/06	SF	L	4	4-4	0-1	-	-	-	0-1	-	47WR
12/13	WSH	L	5	2-2	1-1	-	1-1	-	-	-	26
12/20	ST. L	W	8	2-2	2-2	-	-	2-2	-	-	32, 37
12/27	@ Ind	W	9	3-3	2-2	-	1-1	-	1-1	-	44, 27
TOTALS			92	35-37	19-26	-	5-5	4-5	6-9	4-7	

1997 CAROLINA

Date	Opp	W/L	PTS	PAT	FG	1-19	20-29	30-39	40-49	50+	KICK-BY-KICK
08/31	WSH	L	4	1-1	1-1	-	-	-	-	1-1	52
09/07	@ Atl	W	9	-	3-4	-	-	3-3	-	0-1	55S, 31, 31, 39
09/14	@ SD	W	14	2-2	4-4	-	2-2	2-2	-	-	25, 36, 34, 28
09/21	KC	L	2	2-2	0-2	-	-	-	-	0-2	54WR, 53WR
09/29	SF	L	3	3-3	-	-	-	-	-	-	
10/12	@ Min	L	2	2-2	-	-	-	-	-	-	
10/19	@ NO	W	7	1-1	2-2	-	2-2	-	-	-	25, 23
10/26	ATL	W	3	3-3	-	-	-	-	-	-	
11/02	OAK	W	8	5-5	1-1	-	-	-	-	1-1	54
11/09	@ Den	L	-	-	-	-	-	-	-	-	
11/16	@ SF	L	7	1-1	2-2	-	1-1	-	1-1	-	46, 27
11/23	@ St. L	W	10	1-1	3-3	-	1-1	1-1	-	1-1	36, 53, 27
11/30	NO	L	7	1-1	2-3	-	0-1	1-1	1-1	-	44, 26B, 31
12/08	@ Dal	W	11	2-2	3-3	1-1	-	1-1	1-1	-	34, 40, 18
12/14	GB	L	4	1-1	1-1	-	-	-	1-1	-	43
12/20	ST. L	L	-	-	-	-	-	-	-	-	
TOTALS			91	25-25	22-26	1-1	6-7	8-8	4-4	3-6	

1996 CAROLINA

Date	Opp	W/L	PTS	PAT	FG	1-19	20-29	30-39	40-49	50+	KICK-BY-KICK
09/01	ATL	W	17	2-2	5-5	-	-	3-3	1-1	1-1	32, 36, 53, 38, 42
09/08	@ NO	W	16	1-1	5-5	-	3-3	-	-	2-2	51, 22, 29, 51, 23
09/22	SF	W	11	2-2	3-3	1-1	1-1	1-1	-	-	28, 35, 19
09/29	@ Jax	L	0	0-1	0-1	-	-	-	0-1	-	45WR
10/06	@ Min	L	4	1-1	1-1	-	1-1	-	-	-	22
10/13	ST. L	W	9	6-6	1-3	-	1-1	-	-	0-2	50WR, 51WL, 22
10/20	NO	W	13	1-1	4-5	-	2-2	1-1	1-1	0-1	23, 52WR, 40, 26, 39
10/27	@ Phi	L	9	-	3-4	-	1-1	1-1	1-1	0-1	51WR, 47, 39, 29
11/03	@ Atl	L	5	2-2	1-1	-	-	-	1-1	-	40
11/10	NYG	W	9	3-3	2-3	-	1-1	-	1-2	-	49WL, 42, 28
11/17	@ St. L	W	8	2-2	2-2	-	-	2-2	-	-	38, 34
11/24	@ Hou	W	7	4-4	1-1	-	-	-	1-1	-	49
12/01	TB	W	6	3-3	1-1	-	1-1	-	-	-	23
12/08	@ SF	W	12	3-3	3-5	1-1	1-1	1-2	0-1	-	45WL, 18, 26, 33, 31WL
12/15	BAL	W	9	3-3	2-2	-	1-1	-	1-1	-	29, 44
12/22	PIT	W	10	1-1	3-3	-	1-1	2-2	-	-	35, 30, 29
TOTALS			145	34-35	37-45	2-2	14-14	11-12	7-10	3-7	

POSTSEASON

01/05	DAL	W	14	2-2	4-4	-	1-1	1-1	2-2	-	24, 40, 40, 32
01/12	@ GB	L	7	1-1	2-2	-	2-2	-	-	-	22, 23
TOTALS			21	3-3	6-6	-	3-3	1-1	2-2	-	

1995 CAROLINA

Date	Opp	W/L	PTS	PAT	FG	1-19	20-29	30-39	40-49	50+	KICK-BY-KICK
09/03	@ Atl	L	8	2-2	2-2	-	-	1-1	1-1	-	39, 41
09/10	@ Buf	L	9	-	3-4	-	-	2-3	-	1-1	32WR, 34, 52, 32
09/17	ST. L	L	4	1-1	1-1	-	-	-	1-1	-	45
10/01	TB	L	1	1-2	-	-	-	-	-	-	
10/08	@ Chi	L	9	3-3	2-2	-	1-1	-	1-1	-	21, 49
10/15	NYJ	W	14	2-2	4-5	-	1-1	2-2	1-2	-	23, 43WR, 39, 40, 30
10/22	NO	W	8	2-2	2-2	-	-	1-1	1-1	-	45, 37
10/29	@ NE	W	8	2-2	2-4	-	2-2	0-2	-	-	38WR, 27, 39WL, 29
11/05	@ SF	W	7	1-1	2-2	-	-	1-1	1-1	-	39, 47
11/12	@ St. L	L	5	2-2	1-2	-	1-1	-	0-1	-	43WL, 23
11/19	AZ	W	9	3-3	2-3	-	-	1-2	1-1	-	37B, 42, 30
11/26	@ NO	L	4	1-1	1-1	-	1-1	-	-	-	22
12/03	IND	W	7	1-1	2-3	-	-	2-2	0-1	-	34, 48B, 38
12/10	SF	L	4	1-1	1-1	-	-	-	1-1	-	43
12/17	ATL	W	3	3-3	-	-	-	-	-	-	
12/24	@ Wsh	L	5	2-2	1-1	-	-	-	1-1	-	42
TOTALS			105	27-28	26-33	-	6-6	10-14	9-12	1-1	

1994 SEATTLE

Date	Opp	W/L	PTS	PAT	FG	1-19	20-29	30-39	40-49	50+	KICK-BY-KICK
09/04	@ Wsh	W	4	4-4	-	-	-	-	-	-	
09/11	@ LARai	W	8	5-5	1-1	-	-	1-1	-	-	33
09/18	SD	L	4	1-1	1-1	-	-	1-1	-	-	39
09/25	PIT	W	12	3-3	3-3	-	-	2-2	1-1	-	31, 40, 31
10/02	@ Ind	L	7	1-1	2-3	-	-	-	2-3	-	42, 43WR, 45
10/09	DEN	L	9	-	3-3	-	-	2-2	1-1	-	37, 36, 42
10/23	@ KC	L	1	1-1	-	-	-	-	-	-	
10/30	@ SD	L	1	1-1	-	-	-	-	-	-	
11/06	CIN	L	5	2-2	1-1	-	1-1	-	-	-	23
11/13	@ Den	L	4	1-1	1-2	1-1	-	-	-	0-1	56S, 19
11/20	TB	W	2	2-2	-	-	-	-	-	-	
11/27	KC	W	4	1-1	1-1	-	-	1-1	-	-	32
12/04	IND	L	7	1-1	2-2	-	-	2-2	-	-	37, 31
12/11	@ Hou	W	4	1-2	1-1	-	-	-	1-1	-	40
12/18	LA RAI	L	10	1-1	3-4	-	-	1-1	1-2	1-1	41, 50, 33, 43WR
12/24	@ Cle	L	3	-	1-2	-	-	1-1	0-1	-	47WR, 30
TOTALS			85	25-26	20-24	1-1	1-1	11-11	6-9	1-2	

1993 SEATTLE

Date	Opp	W/L	PTS	PAT	FG	1-19	20-29	30-39	40-49	50+	KICK-BY-KICK
09/05	@ SD	L	4	1-1	1-2	-	1-1	-	0-1	-	48WL, 27
09/12	LARAI	L	7	1-1	2-2	-	-	1-1	-	1-1	39, 53
09/19	@ NE	W	5	2-2	1-2	-	1-1	-	-	0-1	52WL, 24
09/26	@ Cin	W	13	1-1	4-4	-	1-1	3-3	-	-	32, 35, 23, 35
10/03	SD	W	7	4-4	1-1	-	-	1-1	-	-	33
10/17	@ Det	L	4	1-1	1-1	1-1	-	-	-	-	19
10/24	NE	W	4	1-1	1-1	-	-	1-1	-	-	30
10/31	@ Den	L	5	2-2	1-1	-	-	-	-	1-1	53
11/07	@ Hou	L	2	2-2	-	-	-	-	-	-	
11/14	CLE	W	8	2-2	2-4	-	-	-	2-3	0-1	51WL, 41WL, 42, 47
11/28	DEN	L	1	1-1	-	-	-	-	-	-	
12/05	KC	L	10	1-1	3-3	-	2-2	1-1	-	-	22, 26, 37
12/12	@ LARai	L	3	3-3	-	-	-	-	-	-	
12/19	PHO	L	9	3-3	2-3	-	-	1-2	1-1	-	37, 47, 39WL
12/26	PIT	W	10	1-1	3-3	-	-	2-2	1-1	-	32, 48, 35
01/02	@ KC	L	6	3-3	1-1	-	-	-	-	1-1	55
TOTALS			98	29-29	23-28	1-1	5-5	10-11	4-6	3-5	

1992 SEATTLE

Date	Opp	W/L	PTS	PAT	FG	1-19	20-29	30-39	40-49	50+	KICK-BY-KICK
09/06	CIN	L	3	-	1-1	-	-	-	1-1	-	40
09/13	@ KC	L	1	1-1	-	-	-	-	-	-	
09/20	@ NE	W	4	1-1	1-2	-	1-1	0-1	-	-	25, 33WL
09/27	MIA	L	5	2-2	1-1	-	-	1-1	-	-	35
10/04	@ SD	L	6	-	2-2	-	2-2	-	-	-	27, 29
10/11	@ Dal	L	-	-	0-1	-	-	-	0-1	-	40WL
10/18	LA RAI	L	-	-	-	-	-	-	-	-	
10/25	@ NYG	L	4	1-1	1-1	-	-	1-1	-	-	33
11/08	WSH	L	3	-	1-2	-	1-2	-	-	-	22WR, 22
11/15	@ LA Rai	L	3	-	1-2	-	-	-	1-2	-	45WR, 43
11/22	KC	L	2	2-2	-	-	-	-	-	-	
11/30	DEN	W	10	1-1	3-4	-	-	3-4	-	-	30, 33, 32WR, 32
12/06	@ Pit	L	2	2-2	0-3	-	-	0-1	0-2	-	40WL, 44S, 38WR
12/13	PHI	L	5	2-2	1-1	-	-	1-1	-	-	39
12/20	@ Den	L	6	-	2-2	-	-	2-2	-	-	34, 36
12/27	SD	L	2	2-2	-	-	-	-	-	-	
TOTALS			56	14-14	14-22	-	4-5	8-11	2-6	-	

1991 SEATTLE

Date	Opp	W/L	PTS	PAT	FG	1-19	20-29	30-39	40-49	50+	KICK-BY-KICK
09/01	@ NO	L	6	3-3	1-2	-	-	1-2	-	-	37, 37WL
09/08	NYJ	W	8	2-2	2-3	-	1-2	1-1	-	-	23, 34, 28WR
09/15	@ Den	L	4	1-1	1-1	-	1-1	-	-	-	28
09/22	@ KC	L	7	1-1	2-3	-	-	1-2	1-1	-	30WL, 45, 38
09/29	IND	W	7	4-4	1-1	-	-	-	1-1	-	
10/06	@ Cin	W	7	1-1	2-3	-	-	2-2	0-1	-	45WR, 36, 32
10/13	LA RAI	L	8	2-2	2-2	-	-	1-1	1-1	-	36, 45
10/20	@ Pit	W	9	3-3	2-2	-	1-1	1-1	-	-	36, 21
10/27	SD	W	8	2-2	2-2	-	-	-	-	2-2	51, 54
11/10	@ SD	L	2	2-2	-	-	-	-	-	-	
11/17	@ LA Rai	L	1	1-1	-	-	-	-	-	-	
11/24	DEN	W	7	1-1	2-2	-	-	1-1	1-1	-	36, 42
12/01	KC	L	6	-	2-2	1-1	1-1	-	-	-	19, 26
12/08	SF	L	10	1-1	3-4	-	1-1	2-2	-	0-1	37, 51WL, 25, 38
12/15	@ Atl	L	7	1-1	2-3	-	-	0-1	2-2	-	34N, 43, 43
12/22	LA RAMS	W	5	2-3	1-1	-	-	1-1	-	-	35
TOTALS			102	27-28	25-31	1-1	5-6	11-14	6-7	2-3	



Maake **KEMOEATU** defensive tackle

99

6-5 • 345 • Utah

Birthdate:.....1/10/79
 Hometown:.....Kahuku, Hawaii
 High School:.....Kahuku
 NFL:.....6th Season
 Panthers:.....2nd Season
 How Acquired:.....UFA '06 (BLT)



PRO CAREER

- Started 13 games and helped Carolina rank ninth in the League in rushing yards per attempt with an average of 3.9 yards per carry in 2006.
- Established career highs with 16 starts and 70 tackles for Baltimore in 2005.
- Helped Baltimore rank second in the NFL with an average of 3.58 yards allowed per rush in 2004.
- Contributed to a Baltimore defense that yielded an NFL-low 4.23 yards per play in 2003.
- Gathered first career sack at Indianapolis (10/13/02), dropping Colts quarterback Peyton Manning for a four-yard loss.

TRANSACTIONS: Signed as an unrestricted free agent by Carolina (3/14/06)...Signed as an undrafted rookie free agent by Baltimore (4/26/02).

GP/GS: Career (77/34) [1/0]; 2006 (16/13); 2005 (16/16); 2004 (14/3); 2003 (15/1) [1/0]; 2002 (16/1).

2006: Started 13 games at defensive tackle...Posted 42 tackles, eight quarterback hurries and one pass deflection...Key contributor to a defensive unit that finished seventh in the NFL in total defense and tied for eighth in scoring defense, allowing 19.1 points per game...Helped unit rank 11th in the League in rushing yards per game, third in third-down efficiency and seventh in sacks per pass play...41 sacks by defense is the fourth-highest amount in team history...Helped defense limit opponents to less than 100 yards rushing in nine contests...**Vs. Dallas (10/29):** Recorded a season high six tackles, including five solo stops...**Vs. St. Louis (11/19):** Played a key role in the Panthers recording the third regular season shutout in team history after previously holding the Buccaneers scoreless in a 24-0 victory versus Tampa Bay (12/1/96) and limiting the Saints to no points in a 13-0 win at New Orleans (10/19/97).

2005: Started all 16 games at nose tackle...Accumulated a career-high 70 tackles in addition to compiling one sack and one fumble recovery...Played a key role on Baltimore defense that stood second in the AFC in total defense and yards per play, allowing just 284.7 yards per game and 4.56 yards per play...Helped limit opponents to less than 100 yards rushing in 12 contests...**At Cincinnati (11/27):** Recovered a fumble by Bengals wide receiver Chris Henry...**At Cleveland (1/1):** Sacked Browns quarterback Charlie Frye for a two-yard loss.



PANTHERS TALE

Football is a family affair in the Kemo'eatu family. Maake's brother, Chris, is a guard for the Pittsburgh Steelers. Chris was selected in the sixth round of the 2005 NFL Draft by the Steelers and was Hawaii's defensive player of the year his senior year of high school.

2004: Played in 14 games with three starts...Registered 48 tackles...Contributed to defense that ranked first in the AFC and second in the NFL with an average of 3.58 yards allowed per rush...Inactive versus the New York Giants (12/12) and at Indianapolis (12/19) with a calf injury...**Vs. Pittsburgh (9/19):** Started at nose tackle in place of an injured Kelly Gregg...Tallied five tackles as part of defensive effort that held Steelers to 93 yards rushing in their only regular-season loss...**At Cincinnati (9/26):** Made second consecutive start at nose tackle...Led the defensive line with a career-best eight tackles...**At New England (11/28):** Started as an extra defensive lineman when Ravens opened in special defensive alignment.

2003: Appeared in 15 games with one start...Produced 24 tackles, one sack and one pass defended...Part of a unit that finished third in the NFL in total defense and yielded the fewest yards per play (4.23) in the League...Inactive versus Denver (10/26)...**POSTSEASON:** Played in AFC Wild Card versus Tennessee (1/3)...Notched two tackles...**At Oakland (12/14):** Started as an extra defensive lineman when Ravens opened in special defensive alignment...**At Cleveland (12/21):** Sacked quarterback Tim Couch for a seven-yard loss...Accounted for a season-high five tackles.

2002: Earned spot on Baltimore's roster as an undrafted rookie free agent...Saw action in 16 games with one start...Recorded 32 tackles and two sacks...Helped defense surrender an AFC-low 3.74 yards per rush...**At Carolina (9/8):** Made first NFL start at defensive end in regular-season opener...Responded with two tackles...**At Indianapolis (10/13):** Collected first NFL sack, taking down Colts quarterback Peyton Manning for a four-yard loss...Also had a quarterback pressure of Manning that resulted in a Ravens interception...**At Pittsburgh (12/29):** Posted one sack, victimizing Steelers quarterback Tommy Maddox for a two-yard loss.

COLLEGE: Four-year letterman and three-year starter at Utah...Played in 43 games with 35 starts...Finished career with 160 tackles and nine sacks...**2001 (Sr.):** All-Mountain West Conference honorable mention...Started every game but one...Recorded 30 tackles...**2000 (Jr.):** All-Mountain West Conference honorable mention...Started every game at nose guard...Posted 52 tackles and four sacks...**1999 (So.):** Started every game at nose guard...Registered 59 tackles and five sacks...Blocked two kicks, including a field goal against Brigham Young and an extra point to preserve a 17-16 win against Fresno State in the Las Vegas Bowl...**1998 (Fr.):** Appeared in 10 games with three starts...Responsible for 19 tackles.

PERSONAL: Attended Kahuku (Hawaii) HS...Named Oahu Interscholastic Association Defensive Player of the Year and led team to the Oahu Interscholastic Association championship as a senior...Competed on the track team, participating in the discus and shot put...Brother, Chris, plays guard for the Pittsburgh Steelers...Majored in sociology at Utah...Lives in Kahuku, Hawaii...Participated in Operation Blessing Tackle Hunger, where he helped to distribute food to those in need...Single...Maake Tu'Amelie Kemoeatu...Name is pronounced ma-AH-kay key-moy-AH-too.

CAREER

Maake Kemoatu

STATISTICS

Year	Team	GP/GS	Tot	T	A	Sack	Yds	INT	Yds	Lg	TD	PD	FF	FR	Yds
2002	Baltimore	16/1	36	22	14	2.0	6	0	0	-	0	0	0	0	0
2003	Baltimore	15/1	24	14	10	1.0	7	0	0	-	0	1	0	0	0
2004	Baltimore	14/3	23	2	21	0.0	0	0	0	-	0	0	0	0	0
2005	Baltimore	16/16	70	44	26	1.0	2	0	0	-	0	0	0	1	0
2006	Carolina	16/13	42	27	15	0.0	0	0	0	-	0	1	0	0	0
NFL Totals		77/36	195	109	86	4	15	0	0	-	0	2	0	1	0
Carolina Totals		16/13	42	27	15	0	0	0	0	-	0	1	0	0	0

Year	Team	GP/GS	Tot	T	POSTSEASON				Yds	Lg	TD	PD	FF	FR	Yds
					A	Sack	INT	INT							
2003	Baltimore	1/0	2	2	0	0.0	0	0	0	-	0	0	0	0	0
Totals		1/0	2	2	0	0	0	0	0	0	0	0	0	0	0

SINGLE-GAME CAREER HIGHS

TACKLES	8	at Cincinnati (9/26/04)
SACKS	1	at Cleveland (12/21/03)

KEMOATU GAME-BY-GAME STATISTICS

2006 BALTIMORE

Date	Opp	W/L	P/S	T	S	A	SACK	QBP	FR	FF	PD	INT	YDS	LG	TD
09/10	ATLANTA	L	S	3	2	1	-	-	-	-	-	-	-	-	-
09/17	@Minnesota	L	S	2	1	1	-	2	-	-	-	-	-	-	-
09/24	@Tampa Bay	W	S	2	1	1	-	1	-	-	-	-	-	-	-
10/01	NEW ORLEANS	W	S	2	1	1	-	-	-	-	-	-	-	-	-
10/08	CLEVELAND	W	S	3	2	1	-	-	-	-	-	-	-	-	-
10/15	@Baltimore	W	S	2	1	1	-	1	-	-	-	-	-	-	-
10/22	@Cincinnati	L	S	3	2	1	-	1	-	-	-	-	-	-	-
10/29	DALLAS	L	S	6	5	1	-	-	-	-	1	-	-	-	-
11/13	TAMPA BAY	W	S	2	1	1	-	1	-	-	-	-	-	-	-
11/19	ST. LOUIS	W	S	-	-	-	-	-	-	-	-	-	-	-	-
11/26	@Washington	L	P	4	2	2	-	1	-	-	-	-	-	-	-
12/04	@ Philadelphia	L	P	3	2	1	-	-	-	-	-	-	-	-	-
12/10	NEWYORK GIANTS	L	S	4	3	1	-	-	-	-	-	-	-	-	-
12/17	PITTSBURGH	L	S	3	2	1	-	1	-	-	-	-	-	-	-
12/24	@Atlanta	W	S	2	2	-	-	-	-	-	-	-	-	-	-
12/31	@New Orleans	W	P	1	-	1	-	-	-	-	-	-	-	-	-
TOTALS			16/13	42	27	15	0.0	8	0	0	1	0	0	0	0

2005 BALTIMORE

Date	Opp	W/L	P/S	T	S	A	SACK	QBP	FR	FF	PD	INT	YDS	LG	TD
09/11	INDIANAPOLIS	L	S	4	2	2	-	N/A	-	-	-	-	-	-	-
09/18	@ Tennessee	L	S	4	3	1	-	N/A	-	-	-	-	-	-	-
10/02	NEWYORK JETS	W	S	3	1	2	-	N/A	-	-	-	-	-	-	-
10/09	@ Detroit	L	S	3	1	2	-	N/A	-	-	-	-	-	-	-
10/16	CLEVELAND	W	S	4	2	2	-	N/A	-	-	-	-	-	-	-
10/23	@ Chicago	L	S	4	4	-	-	N/A	-	-	-	-	-	-	-
10/31	@ Pittsburgh	L	S	5	4	1	-	N/A	-	-	-	-	-	-	-
11/06	CINCINNATI	L	S	6	3	3	-	N/A	-	-	-	-	-	-	-
11/13	@ Jacksonville	L	S	6	3	3	-	N/A	-	-	-	-	-	-	-
11/20	PITTSBURGH	W	S	4	3	1	-	N/A	-	-	-	-	-	-	-
11/27	@ Cincinnati	L	S	3	2	1	-	N/A	1	-	-	-	-	-	-
12/04	HOUSTON	W	S	7	5	2	-	N/A	-	-	-	-	-	-	-
12/11	@ Denver	L	S	6	4	2	-	N/A	-	-	-	-	-	-	-
12/19	GREEN BAY	W	S	5	3	2	-	N/A	-	-	-	-	-	-	-
12/25	MINNESOTA	W	S	2	1	1	-	N/A	-	-	-	-	-	-	-
01/01	@ Cleveland	L	S	4	3	1	1.0	N/A	-	-	-	-	-	-	-
TOTALS			16/16	70	44	26	1.0	N/A	1	0	0	0	0	0	0

2004 BALTIMORE

Date	Opp	W/L	P/S	T	S	A	SACK	QBP	FR	FF	PD	INT	YDS	LG	TD
09/12	@ Cleveland	L	P	3	2	1	-	N/A	-	-	-	-	-	-	-
09/19	PITTSBURGH	W	S	5	3	2	-	N/A	-	-	-	-	-	-	-
09/26	@ Cincinnati	W	S	8	3	5	-	N/A	-	-	-	-	-	-	-
10/04	KANSAS CITY	L	P	3	1	2	-	N/A	-	-	-	-	-	-	-
10/10	@ Washington	W	P	1	-	1	-	N/A	-	-	-	-	-	-	-
10/24	BUFFALO	W	P	2	1	1	-	N/A	-	-	-	-	-	-	-
10/31	@ Philadelphia	L	P	1	-	1	-	N/A	-	-	-	-	-	-	-
11/07	CLEVELAND	W	P	3	1	2	-	N/A	-	-	-	-	-	-	-
11/14	@ New York Jets	W	P	2	2	-	-	N/A	-	-	-	-	-	-	-
11/21	DALLAS	W	P	5	3	2	-	N/A	-	-	-	-	-	-	-
11/28	@ New England	L	P	3	2	1	-	N/A	-	-	-	-	-	-	-
12/05	CINCINNATI	L	P	6	4	2	-	N/A	-	-	-	-	-	-	-
12/12	NEW YORK GIANTS	W						INACTIVE/CALF							
12/19	@ Indianapolis	L						INACTIVE/CALF							
12/26	@ Pittsburgh	L	S	5	4	1	-	N/A	-	-	-	-	-	-	-
01/02	MIAMI	W	P	1	1	-	-	N/A	-	-	-	-	-	-	-
TOTALS			14/3	48	27	21	0.0	N/A	0	0	0	0	0	0	0

2003 BALTIMORE

Date	Opp	W/L	P/S	T	S	A	SACK	QBP	FR	FF	PD	INT	YDS	LG	TD
09/07	@ Pittsburgh	L	P	1	-	1	-	N/A	-	-	-	-	-	-	-
09/14	CLEVELAND	W	P	2	1	1	-	N/A	-	-	-	-	-	-	-
09/21	@ San Diego	W	P	2	-	2	-	N/A	-	-	-	-	-	-	-
09/28	KANSAS CITY	L	P	-	-	-	-	N/A	-	-	-	-	-	-	-
10/12	@ Arizona	W	P	1	0	1	-	N/A	-	-	-	-	-	-	-
10/19	@ Cincinnati	L	P	1	1	-	-	N/A	-	-	-	-	-	-	-
10/26	DENVER	W						INACTIVE							
11/02	JACKSONVILLE	W	P	2	1	1	-	N/A	-	-	-	-	-	-	-
11/09	@ St. Louis	L	P	-	-	-	-	N/A	-	-	-	-	-	-	-
11/16	@ Miami	L	P	3	2	1	-	N/A	-	-	-	-	-	-	-
11/23	SEATTLE	W	P	1	-	1	-	N/A	-	-	1	-	-	-	-
11/30	SAN FRANCISCO	W	P	2	1	1	-	N/A	-	-	-	-	-	-	-
12/07	CINCINNATI	W	P	1	1	-	-	N/A	-	-	-	-	-	-	-
12/14	@ Oakland	L	S	2	1	1	-	N/A	-	-	-	-	-	-	-
12/21	@ Cleveland	W	P	5	5	-	1.0	N/A	-	-	-	-	-	-	-
12/28	PITTSBURGH	W	P	1	1	-	-	N/A	-	-	-	-	-	-	-
TOTALS			15/1	24	14	10	1.0	N/A	0	0	1	0	0	0	0

POSTSEASON

01/03	TENNESSEE	L	P	2	2	-	0.0	-	-	-	-	-	-	-	-
TOTALS			1/0	2	2	0	0.0	0	0	0	0	0	0	0	0

2002 BALTIMORE

Date	Opp	W/L	P/S	T	S	A	SACK	QBP	FR	FF	PD	INT	YDS	LG	TD
09/08	@ Carolina	L	S	2	2	-	-	N/A	-	-	-	-	-	-	-
09/15	TAMPA BAY	L	P	2	1	1	-	N/A	-	-	-	-	-	-	-
09/30	DENVER	W	P	2	1	1	-	N/A	-	-	-	-	-	-	-
10/06	@ Cleveland	W	P	1	1	-	-	N/A	-	-	-	-	-	-	-
10/13	@ Indianapolis	L	P	3	3	-	1.0	N/A	-	-	-	-	-	-	-
10/20	JACKSONVILLE	W	P	1	1	-	-	N/A	-	-	-	-	-	-	-
10/27	PITTSBURGH	L	P	4	1	3	-	N/A	-	-	-	-	-	-	-
11/03	@ Atlanta	L	P	3	1	2	-	N/A	-	-	-	-	-	-	-
11/10	CINCINNATI	W	P	4	1	3	-	N/A	-	-	-	-	-	-	-
11/17	@ Miami	L	P	4	2	2	-	N/A	-	-	-	-	-	-	-
11/24	TENNESSEE	W	P	2	2	-	-	N/A	-	-	-	-	-	-	-
12/01	@ Cincinnati	W	P	1	-	1	-	N/A	-	-	-	-	-	-	-
12/08	NEW ORLEANS	L	P	1	1	-	-	N/A	-	-	-	-	-	-	-
12/15	@ Houston	W	P	2	2	-	-	N/A	-	-	-	-	-	-	-
12/22	CLEVELAND	L	P	1	-	1	-	N/A	-	-	-	-	-	-	-
12/29	@ Pittsburgh	L	P	3	3	-	1.0	N/A	-	-	-	-	-	-	-
TOTALS			16/1	36	22	14	2.0	N/A	0	0	0	0	0	0	0



Jeff KING tight end

87



6-3 • 260 • Virginia Tech

Birthdate:2/19/83
 Hometown:Pulaski, VA
 High School:Pulaski County
 NFL:2nd Season
 Panthers:2nd Season
 How Acquired:D5 '06

PRO CAREER

- Saw action as reserve tight end and on special teams in his first NFL contest (10/1/06) versus New Orleans.
- Registered his first NFL touchdown on his only reception of the 2006 season, a 1-yard pass from quarterback Chris Weinke at Atlanta (12/24/06).

TRANSACTIONS: Selected by Carolina in the fifth round (155th overall) of the 2006 NFL Draft (4/30/06).

GP/GS: Career (12/0); 2006 (12/0).

2006: Played in 12 games and was inactive for four contests...Collected one catch for a one-yard touchdown...Saw action on special teams...One of three rookie draft choices to score a touchdown for the Panthers, joining DeAngelo Williams and Richard Marshall...

At Atlanta (12/24): Caught first touchdown pass of his career on a one-yard toss from quarterback Chris Weinke.

COLLEGE: Played in 53 games with 28 starts for Virginia Tech...Totaled 58 receptions for 724 yards and 11 touchdowns...Set a school record for touchdown catches by a tight end with 11, bettering the previous mark of eight...Blocked three kicks on special teams...**2005 (Sr.):** Second-team All-ACC selection...Started all 13 games...Recorded a career-high 26 catches for 292 yards and six touchdowns, a school single-season record for tight ends...Became the first player in school history to catch a touchdown pass in four consecutive games...Blocked a field goal against Georgia Tech that the Hokies returned for a touchdown...**2004 (Jr.):** Second-team All-ACC choice...Started all 13 games...Posted 25 receptions for 304 yards and four touchdowns...**2003 (So.):** Played in 13 games with two starts...Registered six catches for 109 yards and one touchdown...Blocked a field goal against Rutgers...**2002 (Fr.):** Appeared in all 14 games...Made one reception, a 19-yard touchdown against Arkansas State...Blocked a field goal against Western Michigan...**2001:** Redshirted as a true freshman.

PERSONAL: Attended Pulaski (VA) County HS...Earned first-team All-State honors as a senior after producing 278 receiving yards and eight touchdowns at tight end...Also collected eight sacks at defensive end...Garnered All-District and All-Region recognition in basketball...Accumulated more than 1,000 points and 1,000 rebounds during his career, averaging 25 points and 14 rebounds as a senior...Competed in the shot put for the track



PANTHERS TALE

While at Virginia Tech, Jeff played basketball for the Hokies. He averaged 6.1 minutes, 1.1 points and 1.6 rebounds per game. The best game of his career came against Duke. Jeff scored six points and grabbed eight rebounds.

team...Played in 16 games for the Virginia Tech basketball team as a junior...Graduated from Virginia Tech with a bachelor's degree in finance and a master's degree in education...Participated in Read Across America Day, the 2007 Caravan Tour and the Carolina Panthers' Football 201 event... Single...Lives in Pulaski, VA....Jeffrey W. King.

CAREER

Jeff King

STATISTICS

Year	Team	GP	GS	RECEIVING				
				No	Yds	Avg	Lg	TD
2006	Carolina	12	0	1	1	1.0	1t	1
Totals		12	0	1	1	1.0	1t	1

SINGLE-GAME CAREER HIGHS

RECEPTIONS	1	at Atlanta (12/24/06)
RECEIVING YARDS	1	at Atlanta (12/24/06)
RECEIVING TDS	1	at Atlanta (12/24/06)
LONG RECEPTION	1	at Atlanta (12/24/06)
LONG TD RECEPTION	1	at Atlanta (12/24/06)

KING GAME-BY-GAME STATISTICS

2006 CAROLINA

Date	Opp	W/L	P/S	Rec	Yds	Avg	LG	TD
09/10	ATL	L		INACTIVE				
09/17	@Min	L		INACTIVE				
09/24	@TB	W		INACTIVE				
10/01	NO	W	P	0	0	0.0	0	0
10/08	CLE	W	P	0	0	0.0	0	0
10/15	@Balt	W	P	0	0	0.0	0	0
10/22	@Cin	L	P	0	0	0.0	0	0
10/29	DAL	L		INACTIVE				
11/13	TB	W	P	0	0	0.0	0	0
11/19	STL	W	P	0	0	0.0	0	0
11/26	@Wash	L	P	0	0	0.0	0	0
12/04	@Phil	L	P	0	0	0.0	0	0
12/10	NYG	L	P	0	0	0.0	0	0
12/17	PIT	L	P	0	0	0.0	0	0
12/24	@Atl	W	P	1	1	1.0	1	1
12/31	@NO	W	P	0	0	0.0	0	0
TOTALS			12/0	1	1	1.0	1	1
TOTALS			12/0	1	1	1.0	1	1

KING



in the community

Each Tuesday during the NFL season, Panthers players contribute their time during their only day off to reach out to the community through a variety of efforts. From speaking at schools and participating in community service projects, players are constantly engaged in making positive impacts on the region's children.



Jason **KYLE** linebacker

56



6-3 • 242 • Arizona State

Birthdate:.....5/12/72
 Hometown:.....Tempe, AZ
 High School:.....McClintock
 NFL:.....13th Season
 Panthers:.....7th Season
 How Acquired:.....UFA '01 (SF)

PRO CAREER

- Helped punter Jason Baker lead the NFC, rank third in the NFL and establish a team record for the second consecutive year with a career-high 39.0 net average, bettering his previous team mark of 38.93 in 2005.
- Helped kicker John Kasay set an NFL record at Tampa Bay (9/24/06), as Kasay became the first kicker in NFL history to convert four field goals of 46 yards or longer in one game.
- Contributed as Carolina's long snapper on field goals and punts for the last six seasons, a span of 103 consecutive games including the playoffs...96 regular season games played stand as 10th highest in team history.
- Efforts helped kicker John Kasay tie an NFL single-season record by converting three game-winning field goals in overtime in 2003.
- Recovered a fumbled punt return by Az Hakim versus St. Louis (12/23/01) that set up a Panthers touchdown.

TRANSACTIONS: Signed as an unrestricted free agent by Carolina (3/11/04)... Signed as unrestricted free agent by Carolina (3/6/01)... Claimed off waivers from St. Louis by San Francisco (10/30/00)... Waived by St. Louis (10/27/00)... Signed as free agent by St. Louis (10/25/00)... Waived by St. Louis (10/16/00)... Signed as free agent by St. Louis (10/9/00)... Released by Cleveland (8/27/00)... Selected by Cleveland from Seattle in NFL expansion draft (2/9/99)... Placed on physically unable to perform list by Cleveland with an injured right knee (8/26/99)... Placed on injured reserve by Seattle with an injured right shoulder (8/18/97)... Selected by Seattle in the fourth round (126th pick overall) of 1995 NFL Draft (4/23/95).

GP/GS: Career (146/0) [7/0]; 2006 (16/0); 2005 (16/0) [3/0]; 2004 (16/0); 2003 (16/0) [4/0]; 2002 (16/0); 2001 (16/0); 2000 (2/0); 1999 (PUP); 1998 (16/0); 1997 (IR); 1996 (16/0); 1995 (16/0).

2006: Served as the long snapper on field goals and punts for all 16 games... Responsible for four special teams tackles... Sixth consecutive season as Carolina's long snapper... Member of punt coverage unit that helped punter Jason Baker lead the NFC, rank third in the NFL and establish a team record for the second consecutive year with a career-high 39.0 net average... Efforts helped John Kasay convert on 24-of-27 field goal attempts and all 28 of his extra point attempts for a team-high 100 points... **At Tampa Bay (9/24):** Efforts helped kicker connect on all four of his field goal attempts, converting from 51, 50, 49 and 46 yards, the



PANTHERS TALE

Jason is a part owner of two Charlotte area restaurants, Red Rocks Cafe and the Sunset Club, as well as one restaurant in Arizona, Grilled Expedition. He is also a partner in Armor Investment based in Charlotte.

game-winner...Kasay earned NFC Special Teams Player of the Week as performance set an NFL record, as Kasay became the first kicker in NFL history to convert four field goals of 46 yards or longer in one game...**Vs. New Orleans (10/1):** Contributed to Baker's establishing a career high net average of 47.0 yards...**Vs. St. Louis (11/19):** Efforts helped Baker average a career-high 55.0 yards on five punts...**At Washington (11/26):** Helped Baker produce a career-long punt with a 70-yarder, the third-longest punt in team history.

2005: Handled long-snapping duties for field goals and punts for all 16 games...Contributed three special teams tackles...Fifth consecutive season in that capacity for the Panthers...Member of coverage unit that ranked fifth in the NFL in opponents' punt return average...Helped punter Jason Baker lead NFC, rank third in the NFL and establish a team record with a career-high 38.9 net average...Baker also achieved personal bests with a 43.3 gross average and 23 punts inside the 20...Consistency helped kicker John Kasay establish personal bests for extra point attempts and extra points made...Kasay's 121 points represented the third-highest total of his career and the fifth season he scored 100 or more points...**POSTSEASON:** Contributed on special teams in all three postseason contests...**Vs. New England (9/18):** Helped Baker place a career-high four punts inside the 20...Precision enabled Kasay to connect on field goals from 51 and 52 yards...**At Miami (9/25):** Aided Kasay on 52-yard field goal...Combined with two field goals beyond 50 yards made in previous contest versus New England (9/18), Kasay became the second player since 1995 to attempt three consecutive field goals from 50 yards or longer and convert all of them...Neil Rackers accomplished the feat for Arizona versus Seattle (10/24/04)...**At Tampa Bay (11/6):** Contributed to Baker's establishing a career high with 49.5 gross average.

2004: Served as the long snapper on field goals and punts for all 16 games...Responsible for one special teams tackle...Fourth consecutive season as Carolina's long snapper...Contributions helped John Kasay rank second in the NFC and sixth in the NFL with an 86.4 field goal percent conversion rate...Conversion percentage was third-highest in team history...Helped Kasay produce a streak of 15 consecutive field goals...**At New Orleans (12/5):** Efforts helped Kasay earn NFC Special Teams Player of the Week honors after converting a team-record and career-high six field goals in 32-21 win.

2003: Handled long snapping for field goals and punts for all 16 games as well as the four postseason contests...Third consecutive season in that capacity for the Panthers...Notched two special teams tackles during the regular season as well as one special teams stop during the playoffs...Consistency enabled kicker John Kasay to produce 125 points to rank second in the NFC in scoring among NFL kickers and punter Todd Sauerbrun to be selected to his third consecutive Pro Bowl after becoming the only punter since the NFL merger to lead the AFC or NFC in gross punting average for three consecutive seasons...Precision allowed Kasay to set team record with 22 consecutive field goals and connect on four game-winning field goals, including overtime conversions in victories at Tampa Bay (9/14), at Indianapolis (10/12) and at New Orleans (10/26)...Contribution to decisive field goal with four seconds remaining in 20-17 victory at Arizona (12/14) clinched NFC South division title for the Panthers...Helped Kasay to become the second kicker in NFL history to record three game-winning field goals in overtime in the same season, joining Jason Hanson, who established the mark with Detroit in 1994...Role was critical on Carolina team that posted a 7-0 record in games decided by three points or less, tied an NFL record with seven wins by three points or less and equalled the League record with three overtime victories... Since overtime was instituted by the NFL in 1974, the Panthers became first team to win three overtime games on the road in the same season and the first to have overtime contests in their first three games of the season.

2002: Served as the long snapper on field goals and punts for all 16 games and was responsible for two tackles and a fumble recovery on special teams... Contributions aided punter Todd Sauerbrun, who was selected to his second consecutive Pro Bowl and became the first punter since 1993 to lead the NFL in gross punting average in consecutive seasons...Consistency helped kicker Shayne Graham lead the team in scoring in his first season of extensive duty as an NFL kicker.

2001: Signed as an unrestricted free agent from the San Francisco 49ers (3/6)...Played in all 16 games and served as the long snapper on both punts and field goals for the Panthers...Efforts aided punter Todd Sauerbrun in recording the highest punting average since 1963 and in leading the NFL in gross average and net average while ranking second in punts inside the 20...Also contributed two tackles and a fumble recovery on special teams...**Vs. St. Louis (12/23):** Recovered a fumble on a punt return by Az Hakim and set up a Carolina touchdown.

2000: Attended training camp with Cleveland and released (8/27) prior to the start of the regular season... Signed by St. Louis (10/9)... Inactive for one game before being released (10/16)... Signed by San Francisco (10/30) and played in two contests... Inactive for four games before receiving action on special teams versus New Orleans (12/10)... Inactive versus Chicago (12/17).

1999: Selected by the Cleveland Browns in the eighth round of the expansion draft (2/9) from the Seattle Seahawks... Placed on the physically unable to perform list (7/22) with a knee injury and missed the entire season.

1998: Appeared in 16 games for the Seahawks as the team's long-snapper on punts... Registered three special teams tackles.

1997: Spent the entire campaign on injured reserve after suffering a shoulder injury at San Francisco (8/9) in the preseason.

1996: Handled Seattle's deep-snapping duties on punts in all 16 contests...Ranked third on the club with 17 special teams stops and contributed at least one tackle in 11 games.

1995: Originally a fourth-round pick by the Seahawks (126th overall)...Played in 16 games as a rookie...Finished third on the team with 14 special teams tackles.

COLLEGE: A three-year letterman and a two-year starter for Arizona State... Finished his career with 204 tackles, 12 stops for a loss, four sacks and two interceptions in 31 games with 17 starts...**1994 (Sr.):** Led the Sun Devils with 130 tackles, including a season-high 20 versus Miami (FL), while starting 11 games at left inside linebacker...**1993 (Jr.):** Played in every game and started six contests at right inside linebacker...Ranked second on the squad with 74 tackles to go along with three sacks and an interception...**1992 (So.):** Saw action as a reserve linebacker...**1991 (Fr.):** Redshirted as a true freshman...Also served as the team's deep snapper on punts and participated in the East-West Shrine Game and the Senior Bowl.

PERSONAL: Native of Tempe, AZ...Lettered in football and track at McClintock HS...Played for the All-Arizona high school team that traveled to New Zealand to play in the Down Under Bowl in 1989...Visited the South Pacific as part of the USO Tour in January 1996...Received a marketing degree from Arizona State...Lives in Tempe, AZ...Single...Jason C. Kyle.

Year	Team	GP/GS	Tot	T	A	Sack	Yds	INT	Yds	Lg	TD	PD	FF	FR	Yds
1995	Seattle	16/0	0	0	0	0.0	0	0	0	-	0	0	0	0	0
1996	Seattle	16/0	0	0	0	0.0	0	0	0	-	0	0	0	0	0
1997	Seattle														
1998	Seattle	16/0	0	0			0	0	0	-	0	0	0	0	0
1999	Cleveland														
2000	San Francisco	2/0	3	2	1	0.0	0	0	0	-	0	0	0	0	0
2001	Carolina	16/0	0	0	0	0.0	0	0	0	-	0	0	0	0	-26
2002	Carolina	16/0	0	0	0	0.0	0	0	0	-	0	0	0	0	1
2003	Carolina	16/0	0	0	0	0.0	0	0	0	-	0	0	0	0	0
2004	Carolina	16/0	0	0	0	0.0	0	0	0	-	0	0	0	0	0
2005	Carolina	16/0	0	0	0	0.0	0	0	0	-	0	0	0	0	0
2006	Carolina	16/0	0	0	0	0.0	0	0	0	-	0	0	0	0	0
Totals		146/0	3	2	1	0.0	0	0	0	-	0	0	0	2	-26
Carolina Totals		96/0	0	0	0	0.0	0	0	0	-	0	0	0	2	-26

		POSTSEASON													
Year	Team	GP/GS	Tot	T	A	Sack	Yds	INT	Yds	Lg	TD	PD	FF	FR	Yds
2003	Carolina	4/0	0	0	0	0.0	0	0	0	-	0	0	0	0	0
2005	Carolina	4/0	0	0	0	0.0	0	0	0	-	0	0	0	0	0
Totals		8/0	0	0	0	0.0	0	0	0	-	0	0	0	0	0

ADDITIONAL STATISTICS

SPECIAL TEAMS TACKLES: 1995 (14-8-6); 1996 (17-12-5); 1998 (5-3-2); 2001 (2-2-0); 2002 (2-0-2); 2003 (2-1-1) [1-1-0], 2004 (1-1-0); 2005 (3-3-0); 2006 (4-1-3).

KYLE



Chad LAVALAIS

defensive tackle

6-1 • 310 • Louisiana State

Birthdate:.....4/15/79

Hometown:.....Marksville, LA

High School:.....Marksville

NFL:.....3rd Season

Panthers:.....1st Season

How Acquired:.....FA '07

91



PRO CAREER

- Gathered first career sack for Atlanta at Seattle (9/18/05), dropping Seahawks quarterback Matt Hasselbeck.
- Compiled a single-game best seven tackles for Atlanta at New Orleans (12/26/04).
- Made first NFL start for Atlanta versus San Diego (10/17/04).

TRANSACTIONS: Signed as a free agent by Carolina (3/26/07)...Waived by Atlanta (9/2/06)...Selected by Atlanta in the fifth round (142nd overall) of the NFL Draft (4/25/04).

GP/GS: Career (30/20) [2/0]; 2005 (14/14); 2004 (16/6) [2/0].



PANTHERS TALE

Chad hit the field for the LSU Tigers in 2000 after originally signing with the Tigers in 1998. He spent two years working as a prison guard at a correctional facility near his hometown of Marksville while working to improve his ACT score to become eligible to play.

2006: Attended training camp with Atlanta...Waived by the Falcons prior to the start of the regular season (9/2).

2005: Started 14 games and was inactive for two contests with Atlanta...Tallied 33 tackles, 2.5 sacks and two passes defended...Inactive versus the New York Jets (10/24) with back spasms and versus Tampa Bay (11/20) with an injured right foot...**At Seattle (9/18):** Corralled first career sack, taking down Seahawks quarterback Matt Hasselbeck for a seven-yard loss...Led the defensive line with six tackles...**At Buffalo (9/25):** Combined with teammate Patrick Kerney for a half sack of Bills quarterback J.P. Losman...**Vs. New Orleans (12/12):** Gathered one sack, dropping Saints quarterback Aaron Brook for a two-yard loss.

2004: Selected in the fifth round (142nd overall) of the NFL Draft by Atlanta...Played in all 16 regular season games with six starts...Notched 42 tackles, two fumble recoveries and one pass defended...Started the final four games at left defensive tackle because of a wrist injury to Ed Jasper...**POSTSEASON:** Appeared in both of the Falcons playoff contests...Contributed three tackles...**Vs. San Diego (10/17):** Made first NFL start at right defensive tackle for an injured Rod Coleman...Responded with three tackles...**At Kansas City (10/24):** Started at right defensive tackle in place of Coleman, who was inactive with a knee injury...**Vs. Oakland (12/12):** Recovered a fumble by Raiders fullback Chris Hetherington on the first offensive play of the game...**Vs. Carolina (12/18):** Recovered a fumble by Panthers quarterback Jake Delhomme that led to the Falcons first touchdown...**At New Orleans (12/26):** Collected a career-high seven tackles.

COLLEGE: Played in 47 games with 41 starts for Louisiana State...Totaled 202 tackles, 12 sacks, one fumble recovery, one interception, 10 passes defended and one blocked kick...**2003 (Sr.):** First-team All-America and National Defensive Player of the Year by *The Sporting News*...First-team All-SEC selection...Started 14 games...Produced 61 tackles, seven sacks, one interception, six passes defended and one blocked kick...**2002 (Jr.):** First-team All-SEC choice...Started 13 games...Recorded 66 tackles, two sacks, one fumble recovery and two passes defended...**2001 (So.):** Started 11 games...Posted 53 tackles, two sacks and two passes defended...**2000 (Fr.):** Played in nine games with three starts...Registered 22 tackles and one sack.

PERSONAL: Attended Marksville (LA) HS...Earned Class All-State honors as a tight end in addition to garnering All-District recognition on offense and defense...Lettered in track...Majored in general studies...Chad Douglas Lavalais.

CAREER

Chad Lavalais

STATISTICS

Year	Team	GP/GS	Tot	T	A	Sack	Yds	INT	Yds	Lg	TD	PD	FF	FR	Yds
2004	Atlanta	16/6	42	24	18	0.0	0	0	0	-	0	1	0	2	0
2005	Atlanta	14/14	33	21	12	2.5	0	0	0	-	0	2	0	0	0
Totals		30/20	75	45	30	2.5	0	0	0	-	0	3	0	2	0

Year	Team	GP/GS	Tot	T	POSTSEASON		INT	Yds	Lg	TD	PD	FF	FB	Yds	
					A	Sack									
2004	Atlanta	2/0	3	2	1	0.0	0	0	0	-	0	0	0	0	0
Totals		2/0	3	2	1	0.0	0	0	0	-	0	0	0	0	0



Damione LEWIS

defensive tackle

92



6-2 • 301 • Miami (FL)

Birthdate:.....3/1/78
 Hometown:.....Sulphur Springs, TX
 High School:.....Sulphur Springs
 NFL:.....7th Season
 Panthers:.....2nd Season
 How Acquired:.....UFA '06 (STL)

PRO CAREER

- Started three contests and ranked fourth on team with 4.5 sacks in 2006.
- Compiled a single-game career high with eight tackles for St. Louis versus Washington (12/4/05).
- Accumulated career bests of 61 tackles and five sacks for St. Louis in 2004.
- Established a single-game best with two sacks of Raiders quarterback Rich Gannon, the first two sacks of his career, versus Oakland (10/13/02).
- Made first NFL start at Detroit (10/8/01) on Monday Night Football.
- Selected in the first round (12th overall) by St. Louis in the 2001 NFL Draft, one spot after former University of Miami teammate Dan Morgan was chosen by Carolina.

TRANSACTIONS: Signed as an unrestricted free agent by Carolina (3/14/06)...Placed on injured reserve by St. Louis with a broken right foot (11/20/01)...Selected by St. Louis in the first round (12th overall) of the NFL Draft (4/21/01).

GP/GS: Career (85/32) [3/1]; 2006 (16/3); 2005 (16/7); 2004 (16/10) [2/1]; 2003 (12/7) [1/0]; 2002 (16/2); 2001 (9/3).

2006: Played in 16 games with three starts...Posted 30 tackles, four and a half sacks, 11 quarterback pressures, one forced fumble and three pass deflections...Key contributor to a defensive unit that finished seventh in the NFL in total defense and tied for eighth in scoring defense, allowing 19.1 points per game...Helped unit rank 11th in the League in rushing yards per game, third in third-down efficiency and seventh in sacks per pass play...41 sacks by defense is the fourth-highest amount in team history...Helped defense limit opponents to less than 100 yards rushing in nine contests...**Vs. Atlanta (9/10):** Sacked Falcons quarterback Michael Vick for a seven-yard loss...**At Minnesota (9/17):** Dropped Vikings quarterback Brad Johnson for a two-yard loss...**At Cincinnati (10/22):** Sacked Bengals quarterback Carson Palmer...**Vs. St. Louis (11/19):** Sacked Rams quarterback Marc Bulger for a 15-yard loss in the first quarter and teamed with Kindal Moorehead to sack Bulger for a 10-yard loss in the second quarter.

2005: Played in 16 games with seven starts...Inserted into the starting lineup for the final seven contests...Produced 45 tackles, one sack, 23 quarterback pressures, one forced fumble and one fumble recovery...**Vs. Arizona (11/20):** Recovered a fumble by Cardinals quarterback Kurt Warner that resulted in a Rams field goal...**Vs. Washington (12/4):** Compiled a



PANTHERS TALE

Damione was drafted with the No. 12 pick in the 2001 NFL Draft, one selection behind current Panthers teammate Dan Morgan. Damione and Dan also were teammates at the University of Miami from 1997-2000.

career-best eight tackles...**Vs. San Francisco (12/24)**: Dropped 49ers quarterback Alex Smith for a sack.

2004: Played in 16 games, starting the first 10...Amassed career highs of 61 tackles and five sacks in addition to recording eight quarterback pressures, one forced fumble and two passes defended...**POSTSEASON**: Appeared in both Rams playoff games with one start in the NFC Divisional Playoff at Atlanta (1/15)...Contributed seven tackles, one sack and three quarterback pressures...**Vs. Arizona (9/12)**: Tallied a season-high six tackles and one sack of Cardinals quarterback Josh McCown...**At Miami (10/24)**: Equaled season best of six tackles and corralled one sack of Dolphins quarterback Jay Fiedler...**Vs. New England (11/7)**: Generated sack and forced fumble on the same play when he brought down Patriots quarterback Tom Brady...Teammate Leonard Little recovered the fumble in the end zone for a touchdown...**Vs. San Francisco (12/5)**: Collected one sack of 49ers quarterback Tim Rattay...**Vs. New York Jets (1/2)**: Gathered one sack of Jets quarterback Chad Pennington...**NFC Wild Card at Seattle (1/8)**: Sacked Seahawks quarterback Matt Hasselbeck on fourth down.

2003: Played in 12 games with seven starts and was inactive for four contests...Registered 34 tackles, half a sack, 13 quarterback pressures, one forced fumble and one pass defended...Started the first seven games before suffering a sprained ankle at Pittsburgh (10/26) that caused him to be inactive at San Francisco (11/2), versus Baltimore (11/9), at Chicago (11/16) and at Arizona (11/23)...**POSTSEASON**: Saw action in the NFC Divisional Playoff versus Carolina (1/10)...Responsible for two tackles...**At New York Giants (9/7)**: Accumulated a season-high six tackles...**Vs. Green Bay (10/19)**: Combined with teammate Tyoka Jackson for a half-sack of Packers quarterback Brett Favre...**Vs. Minnesota (11/30)**: Forced a fumble against Vikings wide receiver Randy Moss.

2002: Played in 16 games with two starts...Posted 44 tackles, four sacks, 14 quarterback pressures and one pass defended...Started at defensive end in place of an injured Grant Wistrom versus Arizona (12/15) and versus San Francisco (12/30)...Accounted for 31 tackles, two sacks and five quarterback pressures in the final eight contests...**Vs. Oakland (10/13)**: Established a single-game best with two sacks of Raiders quarterback Rich Gannon...Marked first two career sacks...**Vs. Chicago (11/18)**: Matched career high with two sacks of Bears quarterback Chris Chandler...Second multi-sack performance of the season and of his career.

2001: Drafted in the first round (12th overall) by St. Louis...Played in nine games with three starts prior to being placed on injured reserve with a broken right foot (11/20)...Notched 25 tackles and one fumble recovery...Started contests at Detroit (10/8), versus the New York Giants (10/14) and at the New York Jets (10/21)...**At Philadelphia (9/9)**: Tied for the team lead with seven tackles in NFL debut...**At Detroit (10/8)**: Made first NFL start for an injured Jeff Zgonina on Monday Night Football...**Vs. Carolina (11/11)**: Recovered a fumble by Panthers fullback Brad Hoover, which led to a Rams touchdown...**At New England (11/18)**: Broke right foot in the second quarter.

COLLEGE: Started 41 of the 43 games he played at the University of Miami (FL)...Finished with 220 tackles, 15.5 sacks, five forced fumbles and one fumble recovery...**2000 (Sr.)**: First-team All-Big East Conference selection and third-team All-America by *The Sporting News*...Recorded 39 tackles, three sacks and two forced fumbles...**1999 (Jr.)**: Second-team All-Big East Conference choice...Posted 57 tackles, 6.5 sacks, two forced fumbles and one fumble recovery...**1998 (So.)**: Led all Hurricanes defensive linemen with 52 tackles and registered two sacks...**1997 (Fr.)**: Produced a career-high 72 tackles, four sacks, and one forced fumble...**1996**: Redshirted as a true freshman.

PERSONAL: Attended Sulphur Springs (TX) HS...Three-year starter and two-time first-team All-State selection...Led team in tackles two consecutive seasons, including 167 tackles, eight sacks, five fumble recoveries, one interception and two safeties as a senior...Averaged 14 points and 11 rebounds for the basketball team...Achieved a personal-

best throw of 55'-3" in the shot put for the track team...Owns a 580-acre ranch in Sulphur Springs, TX, with 200 head of cattle...Graduated from Miami with Liberal Arts degree...Lives in Chesterfield, MO...Helped build a playground at a local elementary school while interacting with fans and motivating kids to participate in Carolina Panthers Fit Squad activities...Wife: Silvana...Daughter: Soraya...Damione Ra'mon Lewis.

CAREER

Damione Lewis

STATISTICS

Year	Team	GP/GS	Tot	T	A	Sack	Yds	INT	Yds	Lg	TD	PD	FF	FR	Yds
2001	St. Louis	9/3	25	10	15	0.0	0	0	0	-	0	0	0	1	0
2002	St. Louis	16/2	44	19	25	4.0	20	0	0	-	0	1	0	0	0
2003	St. Louis	12/7	34	11	23	0.5	6	0	0	-	0	2	1	0	0
2004	St. Louis	16/10	61	24	37	5.0	37	0	0	-	0	2	1	0	0
2005	St. Louis	10/7	45	24	21	1.0	4	0	0	-	0	0	1	1	0
2006	Carolina	16/3	30	17	13	4.5	29	0	0	-	0	3	1	0	0
Totals		85/32	239	105	134	15.0	96	0	0	-	0	8	4	2	0
Carolina Totals		16/3	30	17	13	4.5	29	0	0	-	0	3	1	0	0

		POSTSEASON													
Year	Team	GP/GS	Tot	T	A	Sack	Yds	INT	Yds	Lg	TD	PD	FF	FR	Yds
2003	St. Louis	1/0	2	1	1	0.0	0	0	0	-	0	0	0	0	0
2004	St. Louis	2/1	7	3	4	1.0	1	0	0	-	0	0	0	0	0
Totals		3/1	9	4	5	1.0	1	0	0	0	0	0	0	0	0

SINGLE-GAME CAREER HIGHS

TACKLES 7 at Philadelphia (9/9/01)
SACKS 2 two times, most recently vs Chicago (11/18/02)

LEWIS GAME-BY-GAME STATISTICS

2006 ST. LOUIS

Date	Opp	W/L	P/S	T	S	A	SACK	QBP	FR	FF	PD	INT	YDS	LG	TD
09/10	ATLANTA	L	P	3	1	2	1.0	-	-	-	-	-	-	-	-
09/17	@Minnesota	L	P	3	2	1	1.0	1	-	-	-	-	-	-	-
09/24	@Tampa Bay	W	P	3	2	1	-	-	-	-	-	-	-	-	-
10/01	NEW ORLEANS	W	P	3	1	2	-	-	-	1	2	-	-	-	-
10/08	CLEVELAND	W	P	3	2	1	-	2	-	-	-	-	-	-	-
10/15	@Baltimore	W	P	-	-	-	-	1	-	-	-	-	-	-	-
10/22	@Cincinnati	L	P	2	2	0	1.0	2	-	-	-	-	-	-	-
10/29	DALLAS	L	P	1	1	-	-	2	-	-	-	-	-	-	-
11/13	TAMPA BAY	W	P	2	0	2	-	-	-	-	-	-	-	-	-
11/19	ST. LOUIS	W	P	3	1	2	1.5	1	-	-	-	-	-	-	-
11/26	@Washington	L	S	3	3	-	-	-	-	-	-	-	-	-	-
12/04	@ Philadelphia	L	S	1	-	1	-	1	-	-	1	-	-	-	-
12/10	NEWYORK GIANTS	L	P	-	-	-	-	-	-	-	-	-	-	-	-
12/17	PITTSBURGH	L	P	1	-	1	-	-	-	-	-	-	-	-	-
12/24	@Atlanta	W	P	1	1	-	-	1	-	-	-	-	-	-	-
12/31	@New Orleans	W	S	1	1	-	-	-	-	-	-	-	-	-	-
TOTALS				16/3	30	17	13	4.5	11	0	1	3	0	0	0

2005 ST. LOUIS

Date	Opp	W/L	P/S	T	S	A	SACK	QBP	FR	FF	PD	INT	YDS	LG	TD
09/11	@ San Francisco	L	P	2	1	1	-	-	-	-	-	-	-	-	-
09/18	@ Arizona	W	P	2	2	-	-	2	-	-	-	-	-	-	-
09/25	TENNESSEE	W	P	2	1	1	-	1	-	-	-	-	-	-	-
10/02	@ New York Giants	L	P	1	-	1	-	3	-	-	-	-	-	-	-
10/09	SEATTLE	L	P	3	1	2	-	1	-	-	-	-	-	-	-
10/17	@ Indianapolis	L	P	3	3	-	-	3	-	-	-	-	-	-	-
10/23	NEW ORLEANS	W	P	-	-	-	-	-	-	-	-	-	-	-	-
10/30	JACKSONVILLE	W	P	1	-	1	-	1	-	-	-	-	-	-	-
11/13	@ Seattle	L	P	3	3	-	-	2	-	-	-	-	-	-	-
11/20	ARIZONA	L	S	4	2	2	-	-	1	-	-	-	-	-	-
11/27	@ Houston	W	S	6	1	5	-	3	-	-	-	-	-	-	-
12/04	WASHINGTON	L	S	8	5	3	-	-	-	-	-	-	-	-	-
12/11	@ Minnesota	L	S	2	1	1	-	2	-	-	-	-	-	-	-
12/18	PHILADELPHIA	L	S	2	-	2	-	1	-	1	-	-	-	-	-
12/24	SAN FRANCISCO	L	S	4	4	-	1.0	1	-	-	-	-	-	-	-
01/01	@ Dallas	W	S	2	-	2	-	3	-	-	-	-	-	-	-
TOTALS			16/7	45	24	21	1.0	23	1	1	0	0	0	0	0

2004 ST. LOUIS

Date	Opp	W/L	P/S	T	S	A	SACK	QBP	FR	FF	PD	INT	YDS	LG	TD
09/12	ARIZONA	W	S	6	3	3	1.0	-	-	-	-	-	-	-	-
09/19	@ Atlanta	L	S	5	2	3	-	-	-	-	-	-	-	-	-
09/26	NEW ORLEANS	L	S	5	2	3	-	1	-	-	1	-	-	-	-
10/03	@ San Francisco	W	S	4	1	3	-	2	-	-	1	-	-	-	-
10/10	@ Seattle	W	S	5	3	2	-	-	-	-	-	-	-	-	-
10/18	TAMPA BAY	W	S	1	-	1	-	1	-	-	-	-	-	-	-
10/24	@ Miami	L	S	6	2	4	1.0	-	-	-	-	-	-	-	-
11/07	NEW ENGLAND	L	S	4	3	1	1.0	-	-	1	-	-	-	-	-
11/14	SEATTLE	W	S	3	1	2	-	2	-	-	-	-	-	-	-
11/21	@ Buffalo	L	S	2	-	2	-	1	-	-	-	-	-	-	-
11/29	@ Green Bay	L	P	2	-	2	-	-	-	-	-	-	-	-	-
12/05	SAN FRANCISCO	W	P	5	3	2	1.0	-	-	-	-	-	-	-	-
12/12	@ Carolina	L	P	2	1	1	-	-	-	-	-	-	-	-	-
12/19	@ Arizona	L	P	4	-	4	-	-	-	-	-	-	-	-	-
12/27	PHILADELPHIA	W	P	4	2	2	-	1	-	-	-	-	-	-	-
01/02	NEW YORK JETS	W	P	3	1	2	1.0	-	-	-	-	-	-	-	-
TOTALS			16/10	61	24	37	5.0	8	0	1	2	0	0	0	0
POSTSEASON															
01/08	@ Seattle	W	P	4	1	3	1.0	1	-	-	-	-	-	-	0
01/15	@ Atlanta	L	S	3	2	1	-	2	-	-	-	-	-	-	0
TOTALS			2/1	7	3	4	1.0	3	0	0	0	0	0	0	0

2003 ST. LOUIS

Date	Opp	W/L	P/S	T	S	A	SACK	QBP	FR	FF	PD	INT	YDS	LG	TD
09/07	@ N.Y. Giants	L	S	6	2	4	-	2	-	-	1	-	-	-	-
09/14	SAN FRANCISCO	W	S	2	-	2	-	4	-	-	-	-	-	-	-
09/21	@ Seattle	L	S	4	1	3	-	1	-	-	-	-	-	-	-
09/28	ARIZONA	W	S	3	-	3	-	1	-	-	-	-	-	-	-
10/13	ATLANTA	W	S	3	1	2	-	2	-	-	-	-	-	-	-
10/19	GREEN BAY	W	S	3	1	2	0.5	-	-	-	-	-	-	-	-
10/26	@ Pittsburgh	W	S	1	-	1	-	-	-	-	-	-	-	-	-
11/02	@ San Francisco	L													
11/09	BALTIMORE	W													
11/16	@ Chicago	W													
11/23	@ Arizona	W													
11/30	MINNESOTA	W	P	3	2	1	-	1	-	1	-	-	-	-	-
12/08	@ Cleveland	W	P	1	-	1	-	2	-	-	-	-	-	-	-
12/14	SEATTLE	W	P	1	-	1	-	-	-	-	1	-	-	-	-
12/21	CINCINNATI	W	P	2	2	-	-	-	-	-	-	-	-	-	-
12/28	@ Detroit	L	P	5	2	3	-	-	-	-	-	-	-	-	-
TOTALS			12/7	34	11	23	0.5	13	0	1	2	0	0	0	0

POSTSEASON

01/10	CAROLINA	L	P	2	1	1	-	-	-	-	-	-	-	-	-
TOTALS			1/0	2	1	1	0	0	0	0	0	0	0	0	0

2002 ST. LOUIS

Date	Opp	W/L	P/S	T	S	A	SACK	QBP	FR	FF	PD	INT	YDS	LG	TD
09/08	@ Denver	L	P	3	1	2	-	-	-	-	-	-	-	-	-
09/15	NEWYORK GIANTS	L	P	2	-	2	-	-	-	-	-	-	-	-	-
09/23	@ Tampa Bay	L	P	3	-	3	-	2	-	-	-	-	-	-	-
09/29	DALLAS	L	P	2	1	1	-	1	-	-	-	-	-	-	-
10/06	@ San Francisco	L	P	1	-	1	-	1	-	-	-	-	-	-	-
10/13	OAKLAND	W	P	2	2	-	2.0	1	-	-	1	-	-	-	-
10/20	SEATTLE	W	P	-	-	-	-	3	-	-	-	-	-	-	-
11/03	@ Arizona	W	P	-	-	-	-	1	-	-	-	-	-	-	-
11/10	SAN DIEGO	W	P	3	2	1	-	1	-	-	-	-	-	-	-
11/18	CHICAGO	W	P	6	2	4	2.0	1	-	-	-	-	-	-	-
11/24	@ Washington	L	P	4	3	1	-	-	-	-	-	-	-	-	-
12/01	@ Philadelphia	L	P	1	-	1	-	1	-	-	-	-	-	-	-
12/08	@ Kansas City	L	P	6	4	2	-	-	-	-	-	-	-	-	-
12/15	ARIZONA	W	S	1	1	-	-	-	-	-	-	-	-	-	-
12/22	@ Seattle	L	P	4	-	4	-	-	-	-	-	-	-	-	-
12/30	SAN FRANCISCO	W	S	6	3	3	-	2	-	-	-	-	-	-	-
TOTALS			16/2	44	19	25	4.0	14	0	0	1	0	0	0	0

2001 ST. LOUIS

Date	Opp	W/L	P/S	T	S	A	SACK	QBP	FR	FF	PD	INT	YDS	LG	TD
09/09	@ Philadelphia	W	P	7	2	5	-	2	-	-	-	-	-	-	-
09/23	@ San Francisco	W	P	5	2	3	-	-	-	-	-	-	-	-	-
09/30	MIAMI	W	P	2	1	1	-	-	-	-	-	-	-	-	-
10/08	@ Detroit	W	S	6	2	4	-	1	-	-	-	-	-	-	-
10/14	N.Y. GIANTS	W	S	2	2	-	-	2	-	-	-	-	-	-	-
10/21	@ New York Jets	W	S	1	-	1	-	-	-	-	-	-	-	-	-
10/28	NEW ORLEANS	L	P	1	1	-	-	1	-	-	-	-	-	-	-
11/11	CAROLINA	W	P	1	-	1	-	4	1	-	-	-	-	-	-
11/18	@ New England	W	P	-	-	-	-	-	-	-	-	-	-	-	-
Placed on Injured Reserve (11/20) - Right Foot															
TOTALS			9/3	25	10	15	0.0	10	1	0	0	0	0	0	0



Ken **LUCAS** cornerback

21

6-0 • 205 • Mississippi

Birthdate:.....1/23/79
 Hometown:.....Cleveland, MS
 High School:.....East Side
 NFL:.....7th Season
 Panthers:.....3rd Season
 How Acquired:.....UFA '05 (SEA)



PRO CAREER

- Tied with Chris Gamble and Richard Marshall for team lead with three interceptions in 2006.
- Six interceptions combined with fellow cornerback Chris Gamble's seven thefts made Carolina the only team in the NFL to have two players with at least six interceptions in 2005.
- Tied Panthers cornerback Chris Gamble for the NFC lead with a career-high six interceptions and led the Seahawks with a career-best 21 passes defended in 2004.
- Scored first career touchdown on a 21-yard interception return of a Josh McCown pass at Arizona (10/24/04).
- Equaled single-game best with two interceptions versus St. Louis (10/10/04), picking off Rams quarterback Marc Bulger.
- Named NFC Defensive Player of the Week for his efforts versus San Francisco (9/26/04), which included four tackles, one interception and three passes defended.
- Tallied a career high 82 tackles in 2002 for Seattle.
- Earned NFC Defensive Player of the Week honors after twice intercepting Falcons quarterback Michael Vick and posting three tackles at Atlanta (12/15/02).
- Produced first NFL interception off quarterback Doug Flutie at San Diego (12/30/01).
- Made first NFL start as a rookie in season-opener at Cleveland (9/9/01) and responded with four passes defended, including one late in the game near the goal line to preserve Seattle win.

TRANSACTIONS: Signed as an unrestricted free agent by Carolina (3/4/05)...Selected by Seattle in the second round (40th overall) of the NFL Draft (4/21/01).

GP/GS: Career (90/74) [5/4]; 2006 (13/12); 2005 (15/15) [3/3]; 2004 (16/16) [1/1]; 2003 (14/7) [1/0]; 2002 (16/16); 2001 (16/8).

2006: Started 12 games at right cornerback, was inactive for two contests and did not play in one game because of an injured hamstring...Tied for the team lead with three interceptions...Ranked third on the team in passes defended and fifth among defensive backs in tackles...Totaled 47 tackles, one quarterback pressure and seven passes defended...Contributed to a defense that allowed only 3,000 net passing yards, which ranks as the second-fewest ever surrendered in team history behind the team record of 2,993 given up in 2002...Efforts helped unit finish seventh in the NFL in total defense and tied for eighth in scor-



PANTHERS TALE

When he is finished playing football, Ken wants to work in philanthropy and establish a charity aimed at helping disadvantaged children all over the world. Inspired by Oprah Winfrey's Angel Network, Ken hopes to travel to many different countries building homes and schools and sending students to college.

ing defense, allowing 19.1 points per game...Helped defense rank 11th in the League in rushing yards per game, third in third-down efficiency and seventh in sacks per pass play...41 sacks by defense is the fourth-highest amount in team history...Helped defense limit opponents to less than 100 yards rushing in nine contests...**At Minnesota (9/17):** Picked off Vikings quarterback Brad Johnson...**Vs. Tampa Bay (11/13):** Intercepted Buccaneers quarterback Bruce Gradkowski in the second quarter at the Carolina one-yard line to stop a Buccaneers scoring drive...**At New Orleans (12/31):** Notched his third interception of the season off Falcons quarterback Michael Vick in the second quarter to set-up a Panthers field goal.

2005: Started 15 games...Ranked second on the team with six interceptions and 12 passes defended...Totaled 72 tackles, one fumble recovery and two quarterback hurries...Tied career high and produced second consecutive season with six interceptions...72 tackles ranked as second-highest total of his career...Lucas' six interceptions combined with fellow cornerback Chris Gamble's seven thefts made Carolina the only team in the NFL to have two players with at least six interceptions...Bolstered a Panthers defense that ranked first in the NFC and second in the NFL with 42 take-aways and third in the NFC and fourth in the NFL with 23 interceptions...Part of defense that finished third in the NFL in yards allowed per game, the team's second-highest ranking ever behind the 2002 unit that ranked second...Helped Carolina set a team record in 2005 for the most take-aways in a season with 42, bettering the previous mark of 38 in 1997, 1999 and 2003...440 interception return yards accumulated by defense established a team record, bettering the previous mark of 420 in 2004...23 interceptions recorded by the defense ranked as the third-highest total in team history... Inactive at Miami (9/25) with an injured shoulder...**POSTSEASON:** Started all three games...Tied for team lead with two interceptions...Registered 14 tackles and three passes defended...**Vs. Green Bay (10/03/05):** Intercepted Packers quarterback Brett Favre after wrestling the ball away from wide receiver Robert Ferguson...Returned theft 32 yards to set up Carolina's third touchdown...**At Arizona (10/09/05):** Requested the assignment of guarding Cardinals wide receiver Larry Fitzgerald after Gamble left the game with an injured ankle...Prior to Lucas defending him, Fitzgerald had accumulated six catches for 106 yards and one touchdown...After the change, Fitzgerald registered three catches for 30 yards and no touchdowns...Lucas deflected two passes that were intercepted by strong safety Marlon McCree after the Cardinals had advanced inside the Panthers 20-yard line...With Carolina trailing 20-10 in the third quarter, he recovered a fumble by Anquan Boldin and returned it 20 yards to set up a touchdown and spark a comeback that resulted in a 24-20 victory...**At Detroit (10/16/05):** Victimized Lions quarterback Joey Harrington for his second interception of the season...**Vs. New York Jets (11/13/05):** Matched a career high with two interceptions off of Jets quarterback Brooks Bollinger...Two interceptions previously accomplished on two occasions by Lucas, most recently versus St. Louis (10/10/04) while with Seattle...First interception occurred in the end zone to end a Jets scoring opportunity and preserve a 10-3 Carolina lead...Posted his second pick on the Jets next possession to set up the Panthers second touchdown and increase the team's advantage to 17-3...**At New Orleans (12/18):** Recorded interception off of quarterback Todd Bouman in end zone after the Saints had advanced to the Panthers one-yard line...Helped defense equal season high of six turnovers and four interceptions set versus the New York Jets (11/13)...**Vs. Dallas (12/24):** Intercepted Cowboys quarterback Drew Bledsoe...Interception was Lucas' sixth of the season, equalling his career high...Marked his second consecutive season with six interceptions...**NFC Wild Card at New York Giants (1/8):** Interception of Giants quarterback Eli Manning set up Panthers second touchdown to increase team's lead to 17-0...Part of defensive effort that held scoreless a Giants offense that ranked third in the NFL in points per game...Panthers became the first team to register a shutout on the road in the playoffs since 1980 when the Los Angeles Rams posted a 9-0 victory at Tampa Bay (1/5/80) in the 1979 NFC Championship...Carolina shutout was third in team history, matching 24-0 victory versus Tampa Bay (12/1/96) and 13-0 win at New Orleans (10/19/97)...**NFC Divisional Playoffs at Chicago (1/15):** Provided critical interception of Bears quarterback Rex Grossman at the Carolina 22-yard line with 2:33 remaining in the game to help secure 29-21 victory.

2004: Started all 16 games...Tied Panthers cornerback Chris Gamble for the NFC lead with a career-high six interceptions and led the Seahawks with a career-best 21 passes defended...Recorded 67 tackles and one fumble recovery...Responsible for four special teams tackles...**POSTSEASON:** Started NFC Wild Card versus St. Louis (1/8)...Accounted for two tackles and one pass defended...**NFC PLAYER OF THE WEEK:** Earned NFC Defensive Player of the Week honors for his efforts versus San Francisco (9/26)...Collected an interception, three passes defended and four tackles...Marked second time of career he earned honor...**At New Orleans (9/12):** Recovered a fumble by tight end Boo Williams and returned it three yards to set up a Seattle touchdown...**Vs. San Francisco (9/26):** Named NFC Defensive Player of the Week...Notched one interception, picking off a Ken Dorsey pass...Collected four tackles and three passes defended to help Seahawks hold the 49ers scoreless for the first time in 420 games...**Vs. St. Louis (10/10):** Matched career high with two interceptions, snaring both against quarterback Marc Bulger...**At Arizona (10/24):** Scored first career touchdown on a 21-yard interception return of a Josh McCown pass...**Vs. Buffalo (11/28):** Intercepted a Drew Bledsoe pass attempt...**Vs. Arizona (12/26):** Picked off McCown in the end zone to stop a Cardinals scoring drive.

2003: Appeared in 14 games with seven starts...Posted 62 tackles, one interception, 12 passes defended, one forced fumble and one fumble recovery...Started first five contests at right cornerback in place of an injured Shawn Springs...Made starts versus Cleveland (11/30) and at Minnesota (12/7)...Inactive versus Chicago (10/19) and at Cincinnati (10/26) with a sprained ankle...**POSTSEASON:** Saw action at nickel back in NFC Wild Card at Green Bay (1/4)...Responsible for seven tackles...**Vs. New Orleans (9/7):** Forced a fumble against wide receiver Michael Lewis that resulted in a Seahawks touchdown...**At Arizona (9/14):** Accumulated a season-high nine tackles...**Vs. San Francisco (10/12):** Suffered an ankle injury that caused him to miss the next two contests...**At Baltimore (11/23):** Recovered a Chester Taylor fumble and returned it 24 yards, leading to a Seattle touchdown...**Vs. Cleveland (11/30):** Intercepted a Kelly Holcomb pass.

2002: Started all 16 games...Registered 82 tackles...Tied for the team lead with 12 passes defended and recorded three interceptions and one forced fumble...**NFC PLAYER OF THE WEEK:** Named NFC Defensive Player of the Week for first time of career for performance at Atlanta (12/15)...Returned two interceptions for 67 yards and notched three tackles...**At Oakland (9/8):** Amassed a career-high 12 tackles...**At San Francisco (12/1):** Produced one interception, picking off a Jeff Garcia pass, and one forced fumble, jarring the ball loose from running back Garrison Hearst...**At Atlanta (12/15):** Established career-high with two interceptions of Michael Vick, returning them for a total of 67 yards...Notched three tackles...Named NFC Defensive Player of the Week.

2001: Selected in the second round (40th overall) of the NFL Draft by Seattle...Played in 16 games with eight starts...Tallied 46 tackles, ranked second on the team with 15 passes defended and notched one interception and one fumble recovery...Contributed two special teams tackles...Became the Seahawks first rookie starting cornerback since Shawn Springs in 1997...**At Cleveland (9/9):** Made first NFL start in regular season opener...Responded with a season-high four passes defended, including one late in the contest near the goal line to help preserve Seattle win...**Vs. Philadelphia (9/23):** Recovered a fumble by running back Correll Buckhalter...**At San Diego (12/30):** Victimized Chargers quarterback Doug Flutie for first NFL interception...Recorded a season-best 10 tackles.

COLLEGE: Began college career at Mississippi as a wide receiver before moving to defensive back late in sophomore season...Finished with 87 tackles, seven interceptions and 33 passes defended on defense...Totaled 23 catches for 292 yards and one touchdown and four carries for 73 yards on offense...Returned 20 kickoffs for 383 yards and one punt for 17 yards, had nine tackles and blocked two punts on special teams...**2000 (Sr.):** Earned All-America and All-SEC honors...Started all 12 games at cornerback...Led the nation with a school-record 25 passes defended...Recorded 45 tackles and a team-leading five interceptions...**1999 (Jr.):** Played in 11 contests with seven starts at cornerback...Posted 41 tackles, two interceptions

and eight passes defended...Added one kickoff return for 26 yards...**1998 (So.):** Appeared in all 12 games...Saw action as a reserve wide receiver before shifting to cornerback late in the season...Registered 13 receptions for 185 yards, including a 33-yard touchdown catch against Texas Tech in the Independence Bowl...Notched one tackle...Returned 12 kickoffs for 212 yards and one punt for 17 yards...Against Arkansas State, became the first player in Rebels history to block two punts in one game...**1997 (Fr.):** Played in all 12 games...Caught 10 passes for 107 yards...Contributed seven kickoff returns for 145 yards.

BIOGRAPHICAL: Attended East Side HS in Cleveland, MS...Garnered first-team All-District honors at wide receiver and kick returner and All-County recognition at wide receiver and cornerback...Selected the district Rookie of the Year as a freshman and named the team's most outstanding player as a junior and most valuable player as a senior...Lettered four times in baseball, finishing with a .395 career batting average...Majored in computer science...Lives in Charlotte...Participated in the 2007 Carolina Panthers Annual Youth Football Camp...Single...Kenyatta Cornelius Lucas.

CAREER

Ken Lucas

STATISTICS

Year	Team	GP/GS	Tot	T	A	Sack	Yds	INT	Yds	Lg	TD	PD	FF	FR	Yds
2001	Seattle	16/8	47	42	5	0.0	0	1	0	0	0	15	0	1	1
2002	Seattle	16/16	82	71	11	0.0	0	3	67	40	0	12	1	0	0
2003	Seattle	14/7	62	52	10	0.0	0	1	27	27	0	12	1	1	24
2004	Seattle	16/16	67	60	7	0.0	0	6	46	25	1	21	0	1	3
2005	Carolina	15/15	72	59	13	0.0	0	6	70	32	0	12	0	1	24
2006	Carolina	13/12	47	38	9	0.0	0	3	13	13	0	7	0	0	0
Totals		90/74	377	322	55	0.0	0	20	223	40	1	79	2	4	52
Carolina Totals		28/27	119	97	22	0.0	0	9	83	32	0	19	0	1	24

Year	Team	GP/GS	Tot	T	A	Sack	Yds	INT	Yds	Lg	TD	PD	FF	FR	Yds	POSTSEASON	
																T	A
2003	Seattle	1/0	7	4	3	0.0	0	0	0	-	0	0	0	0	0	0	0
2004	Seattle	1/1	2	2	0	0.0	0	0	0	-	0	1	0	0	0	0	0
2005	Carolina	3/3	14	10	4	0.0	0	2	15	0	3	0	0	0	0	0	0
Totals		5/4	23	16	7	0.0	0	2	15	0	4	0	0	0	0	0	0
Carolina Totals		3/3	14	10	4	0.0	0	2	15	0	3	0	0	0	0	0	0

ADDITIONAL STATISTICS

SPECIAL TEAMS TACKLES: 2001 (2-2-0); 2004 (4-3-1).

SINGLE-GAME CAREER HIGHS

TACKLES	12	at Oakland (9/8/02)
INTERCEPTIONS	2	three times, most recently vs New York Jets (11/13/05)
FORCED FUMBLES	1	vs Tampa Bay (11/28/04)
FUMBLE RECOVERY	1	two times, most recently at Arizona (10/9/05)
LONG INT RETURN	40	at Atlanta (12/15/02)
LONG FUMBLE RETURN	24	two times, most recently at Arizona (10/9/05)
TOUCHDOWNS	1	at Arizona (10/24/04)

LUCAS GAME-BY-GAME STATISTICS

2006 CAROLINA

Date	Opp	W/L	P/S	T	S	A	SACK	QBP	FR	FF	PD	INT	YDS	LG	TD
09/10	ATLANTA	L	S	7	6	1	-	-	-	-	-	-	-	-	-
09/17	@ Minnesota	L	S	2	1	1	-	-	-	-	-	1	13	13	-
09/24	@ Tampa Bay	W	S	4	2	2	-	-	-	-	-	-	-	-	-
10/01	NEW ORLEANS	W	P	2	2	0	-	-	-	-	-	-	-	-	-
10/08	CLEVELAND	W	S	10	8	2	-	-	-	-	2	-	-	-	-
10/15	@ Baltimore	W	S	4	4	0	-	-	-	-	-	-	-	-	-
10/22	@ Cincinnati	L	S	7	6	1	-	-	-	-	1	-	-	-	-
10/29	DALLAS	L	S	1	1	0	-	-	-	-	1	-	-	-	-
11/13	TAMPA BAY	W	S	3	2	1	-	-	-	-	-	1	0	0	-
11/19	ST. LOUIS	W													
11/26	@ Washington	L													
12/04	@ Philadelphia	L	S	-	-	-									
12/10	NEW YORK GIANTS	L													
12/17	PITTSBURGH	L	S	3	2	1	-	-	-	-	1	-	-	-	-
12/24	@ Atlanta	W	S	3	3	0	-	-	-	-	2	1	0	0	-
12/31	@ New Orleans	W	S	1	1	0	-	-	1	-	-	-	-	-	-
TOTALS			13/12	47	38	9	0.0	1	0	0	7	2	0	13	0

2005 CAROLINA

Date	Opp	W/L	P/S	T	S	A	SACK	QBP	FR	FF	PD	INT	YDS	LG	TD
09/11	NEW ORLEANS	L	S	4	3	1	-	-	-	-	1	-	-	-	-
09/18	NEW ENGLAND	W	S	11	11	-	-	1	-	-	1	-	-	-	-
09/25	@ Miami	L													
10/03	GREEN BAY	W	S	2	1	1	-	-	-	-	1	1	32	32	-
10/09	@ Arizona	W	S	5	5	-	-	1	1	-	4	-	-	-	-
10/16	@ Detroit	W	S	1	1	-	-	-	-	-	-	1	27	27	-
10/30	MINNESOTA	W	S	3	-	3	-	-	-	-	1	-	-	-	-
11/06	@ Tampa Bay	W	S	6	5	1	-	-	-	-	2	-	-	-	-
11/13	NEW YORK JETS	W	S	3	3	-	-	-	-	-	-	2	3	3	-
11/20	@ Chicago	L	S	3	1	2	-	-	-	-	-	-	-	-	-
11/27	@ Buffalo	W	S	2	2	-	-	-	-	-	-	-	-	-	-
12/04	ATLANTA	W	S	7	7	-	-	-	-	-	-	-	-	-	-
12/11	TAMPA BAY	L	S	11	8	3	-	-	-	-	2	-	-	-	-
12/18	@ New Orleans	W	S	8	7	1	-	-	-	-	-	1	-	-	-
12/24	DALLAS	L	S	3	3	-	-	-	-	-	-	1	8	8	-
01/01	@ Atlanta	W	S	3	2	1	-	-	-	-	-	-	-	-	-
TOTALS			15/15	72	59	13	0.0	2	1	0	12	6	70	32	0

POSTSEASON

01/08	@ N.Y. Giants	W	S	2	1	1	-	-	-	-	-	1	14	14	-
01/15	@ Chicago	W	S	6	4	2	-	-	-	-	3	1	1	1	-
01/22	@ Seattle	L	S	6	5	1	-	-	-	-	-	-	-	-	-
TOTALS			3/3	14	10	4	0.0	0	0	0	3	2	15	15	0

2004 SEATTLE

Date	Opp	W/L	P/S	T	S	A	SACK	QBP	FR	FF	PD	INT	YDS	LG	TD
09/12	@ New Orleans	W	S	2	2	-	-	-	1	-	1	-	-	-	-
09/19	@ Tampa Bay	W	S	6	6	-	-	-	-	-	-	-	-	-	-
09/26	SAN FRANCISCO	W	S	4	4	-	-	-	-	-	3	1	25	-	-
10/10	ST. LOUIS	L	S	5	5	-	-	-	-	-	2	2	-	-	-
10/17	@ New England	L	S	8	7	1	-	-	-	-	1	-	-	-	-
10/24	@ Arizona	L	S	6	6	-	-	-	-	-	2	1	21	-	-
10/31	CAROLINA	W	S	4	4	-	-	-	-	-	-	-	-	-	-
11/07	@ San Francisco	W	S	-	-	-	-	-	-	-	1	-	-	-	-
11/14	@ St. Louis	L	S	3	2	1	-	-	-	-	-	-	-	-	-
11/21	MIAMI	W	S	5	3	2	-	-	-	-	2	-	-	-	-
11/28	BUFFALO	L	S	4	4	-	-	-	-	-	1	1	-	-	-
12/06	DALLAS	L	S	5	4	1	-	-	-	-	2	-	-	-	-
12/12	@ Minnesota	W	S	4	3	1	-	-	-	-	2	-	-	-	-
12/19	@ New York Jets	L	S	3	3	-	-	-	-	-	-	-	-	-	-
12/26	ARIZONA	W	S	4	3	1	-	-	-	-	2	1	-	-	-
01/02	ATLANTA	W	S	4	4	-	-	-	-	-	2	-	-	-	-
TOTALS			16/16	67	60	7	0.0	0	1	0	21	6	46	0	0

POSTSEASON

01/08	ST. LOUIS	L		2	2	-	-	-	-	-	1	-	-	-	-
TOTALS			1/0	2	2	0	0.0	0	0	0	1	0	0	0	0

2003 SEATTLE

Date	Opp	W/L	P/S	T	S	A	SACK	QBP	FR	FF	PD	INT	YDS	LG	TD
09/07	NEW ORLEANS	W	S	8	8	-	-	-	-	1	1	-	-	-	-
09/14	@ Arizona	W	S	9	8	1	-	-	-	-	1	-	-	-	-
09/21	ST. LOUIS	W	S	4	3	1	-	-	-	-	-	-	-	-	-
10/05	@ Green Bay	L	S	5	4	1	-	-	-	-	1	-	-	-	-
10/12	SAN FRANCISCO	W	S	1	-	1	-	-	-	-	1	-	-	-	-
10/19	CHICAGO	W					INACTIVE/ANKLE								
10/26	@ Cincinnati	L					INACTIVE/ANKLE								
11/02	PITTSBURGH	W	P	5	5	-	-	-	-	-	2	-	-	-	-
11/09	@ Washington	L	P	2	2	-	-	-	-	-	1	-	-	-	-
11/16	DETROIT	W	P	4	4	-	-	-	-	-	1	-	-	-	-
11/23	@ Baltimore	L	P	2	2	-	-	-	1	-	-	-	-	-	-
11/30	CLEVELAND	W	S	7	6	1	-	-	-	-	3	1	-	-	-
12/07	@ Minnesota	L	S	7	4	3	-	-	-	-	-	-	-	-	-
12/14	@ St. Louis	L	P	1	1	-	-	-	-	-	-	-	-	-	-
12/21	ARIZONA	W	P	5	4	1	-	-	-	-	1	-	-	-	-
12/27	@ San Francisco	W	P	2	1	1	-	-	-	-	0	-	-	-	-
TOTALS			14/7	62	52	10	0.0	0	1	1	12	1	0	0	0

POSTSEASON

01/04	@ Green Bay	L	P	7	4	3	-	-	-	-	-	-	-	-	-
TOTALS			1/0	7	4	3	0.0	0	0	0	0	0	0	0	0

2002 SEATTLE

Date	Opp	W/L	P/S	T	S	A	SACK	QBP	FR	FF	PD	INT	YDS	LG	TD
09/08	@ Oakland	L	S	12	7	5	-	-	-	-	-	-	-	-	-
09/15	ARIZONA	L	S	4	4	-	-	-	-	-	-	-	-	-	-
09/22	@ New York Giants	L	S	4	3	1	-	-	-	-	-	-	-	-	-
09/29	MINNESOTA	W	S	7	6	1	-	-	-	-	3	-	-	-	-
10/14	SAN FRANCISCO	L	S	5	4	1	-	-	-	-	-	-	-	-	-
10/20	@ St. Louis	L	S	5	5	-	-	-	-	-	1	-	-	-	-
10/27	@ Dallas	W	S	2	2	-	-	-	-	-	-	-	-	-	-
11/03	WASHINGTON	L	S	3	2	1	-	-	-	-	1	-	-	-	-
11/10	@ Arizona	W	S	5	4	1	-	-	-	-	-	-	-	-	-
11/17	DENVER	L	S	4	4	-	-	-	-	-	-	-	-	-	-
11/24	KANSAS CITY	W	S	7	7	-	-	-	-	-	1	-	-	-	-
12/01	@ San Francisco	L	S	6	5	1	-	-	-	1	1	1	-	-	-
12/08	PHILADELPHIA	L	S	2	2	-	-	-	-	-	-	-	-	-	-
12/15	@ Atlanta	W	S	3	3	-	-	-	-	-	2	2	-	-	-
12/22	ST. LOUIS	W	S	4	4	-	-	-	-	-	-	-	-	-	-
12/29	@ San Diego	W	S	9	9	-	-	-	-	-	3	-	-	-	-
TOTALS			16/16	82	71	11	0.0	0	0	1	12	3	0	0	0

2001 SEATTLE

Date	Opp	W/L	P/S	T	S	A	SACK	QBP	FR	FF	PD	INT	YDS	LG	TD
09/09	@ Cleveland	W	S	3	3	-	-	-	-	-	4	-	-	-	-
09/23	PHILADELPHIA	L	S	7	5	2	-	-	1	-	-	-	-	-	-
09/30	@ Oakland	L	S	7	7	-	-	-	-	-	-	-	-	-	-
10/07	JACKSONVILLE	W	S	4	3	1	-	-	-	-	-	-	-	-	-
10/14	DENVER	W	P	-	-	-	-	-	-	-	-	-	-	-	-
10/28	MIAMI	L	P	1	1	-	-	-	-	-	-	-	-	-	-
11/04	@ Washington	L	P	-	-	-	-	-	-	-	-	-	-	-	-
11/11	OAKLAND	W	P	1	-	1	-	-	-	-	-	-	-	-	-
11/18	@ Buffalo	W	P	1	1	-	-	-	-	-	-	-	-	-	-
11/25	@ Kansas City	L	P	-	-	-	-	-	-	-	-	-	-	-	-
12/02	SAN DIEGO	W	S	1	1	-	-	-	-	-	-	-	-	-	-
12/09	@ Denver	L	S	3	2	1	-	-	-	-	1	-	-	-	-
12/16	DALLAS	W	S	6	6	-	-	-	-	-	3	-	-	-	-
12/23	@ New York Giants	L	P	1	1	-	-	-	-	-	1	-	-	-	-
12/30	@ San Diego	W	S	10	10	-	-	-	-	-	3	1	-	-	-
01/06	KANSAS CITY	W	P	2	2	-	-	-	-	-	3	-	-	-	-
TOTALS			16/8	47	42	5	0.0	0	1	0	15	1	0	0	0



in the community

Through a partnership with the NFL Youth Football Fund and LISC, a community development organization, the team has helped award \$350,000 in grants during the past six years to build youth football fields in the Carolinas to benefit organizations such as the Boys & Girls Club, Pop Warner Football and The Salvation Army.



Richard **MARSHALL** cornerback

31

5-11 • 189 • Fresno State

Birthdate:.....12/12/84
 Hometown:.....Los Angeles, CA
 High School:.....Locke
 NFL:.....2nd Season
 Panthers:.....2nd Season
 How Acquired:.....D2 '06



PRO CAREER

- Made his first career start at cornerback versus New Orleans (10/1/06) and posted a team-high 12 tackles, one fumble recovery and one pass defended.
- Tied with Chris Gamble and Ken Lucas for team lead with three interceptions in 2006.
- Recorded his first career interception versus Cleveland (10/8/06) when he picked off Browns quarterback Charlie Frye in the first quarter and returned it 30-yards for a touchdown.
- One of four rookie draft choices to start a game for Carolina in 2006, joining DeAngelo Williams, James Anderson and Will Montgomery.

TRANSACTIONS: Selected in the second round (58th overall) of the 2006 college draft on April 29, 2006.

GP/GS: Career (16/8); 2006 (16/8).

2006: Appeared in all 16 games with eight starts...Tied for the team lead with three interceptions...Led the team in passes defended and ranked third among defensive backs in tackles...Posted 75 tackles, one sack, one quarterback hurry, two forced fumbles, two fumble recoveries and 12 passes defended...Ranked fourth on the team with 14 special teams tackle...Averaged 20.8 yards on 14 kickoff returns...Efforts contributed to defense that allowed only 3,000 net passing yards, which ranks as the second-fewest ever surrendered in team history behind the team record of 2,993 given up in 2002...Key member of a defensive unit that finished seventh in the NFL in total defense and tied for eighth in scoring defense, allowing 19.1 points per game...Helped unit rank 11th in the League in rushing yards per game, third in third-down efficiency and seventh in sacks per pass play...41 sacks by defense is the fourth-highest amount in team history...Helped defense limit opponents to less than 100 yards rushing in nine contests...**vs. New Orleans (10/1):** Notched his first career start at cornerback and posted a team-high 12 tackles, one fumble recovery and one pass defended...**vs. Cleveland (10/8):** Recorded first career interception and score when he picked off Browns quarterback Charlie Frye and returned it 30-yards for a touchdown...**At Baltimore (10/15):** Intercepted Ravens quarterback Kyle Boller at the Panthers 34-yard line to stop a Baltimore scoring drive...**At Washington (11/26):** Recorded interception off Redskins quarterback Jason Campbell in the fourth quarter...**At New Orleans (12/31):** Sacked and forced fumble of Saints quarterback Jamie Martin for a four-yard loss.



PANTHERS TALE

Attending Fresno State, Richard followed the footsteps of his uncle, Arthur Warren, who played for the Bulldogs in 1992.

AMONG PANTHERS ROOKIE LEADERS: Three interceptions tie for second in team history among rookies with Ricky Manning, Jr., who set the previous mark in 2003...Third rookie in Panthers history to be Carolina's interceptions leader...Chris Gamble led the club in 2004 and Manning, Jr. tied for the team lead as a rookie in 2003.

COLLEGE: Eleventh player in NCAA Division I history to record more than 300 career interception return yards. Marshall's 305 return yards made him the first to reach that plateau since Tracy Saul of Texas Tech registered 425 interception return yards from 1989-1992...Established school records with three career interception returns for touchdowns and an average of 33.9 yards per interception return...**2005 (Jr.):** Third-team All-America and first-team All-Western Athletic Conference (WAC) selection...Started all 13 games including Liberty Bowl...Contributed at kick returner...Produced three interceptions, a career-high 78 tackles, 11 passes defended and two fumble recoveries...Totalled 307 yards on 14 kickoff returns...Collected interceptions versus Toledo, Utah State and versus Boise State..**2004 (So.):** Earned second-team All-WAC honors...Started all 12 games...Recorded three interceptions for 205 yards and returned two for touchdowns...Ranked second on the team with five passes defended and fourth with 61 tackles...Established a school single-season record for interception return yards...Produced 75-yard interception return for a touchdown in season opener at Washington...Earned WAC Player of the Week honors after returning an interception 100 yards for a score against Rice, the second-longest return in school history..**2003 (Fr.):** Appeared in 12 games with six starts...Tied for the team lead with three interceptions and led team with six passes defended...Registered 37 tackles...Posted interceptions at Tennessee, versus Oregon State and at Nevada...Intercepted Tennessee quarterback Casey Clausen in his first college game and returned it 81 yards for a touchdown...**2002:** Redshirted as a true freshman.

PERSONAL: Attended Locke HS in Los Angeles, CA...Posted 62 tackles and three interceptions, including one for touchdown as a senior...Uncle, Arthur Warren, played football at Fresno State in 1992...Majored in Chicano studies...Participated in the Carolina Panthers' Shop with a Panther event, the Panthers Annual Community Christmas Party and the 2007 Caravan Tour... Wife: Jasmine...Richard Marshall.

CAREER

Richard Marshall

STATISTICS

Year	Team	GP/GS	Tot	T	A	Sack	Yds	INT	Yds	Lg	TD	PD	FF	FR	Yds
2006	Carolina	16/8	75	64	11	1.0	4	3	59	30t	1	12	2	2	25
Totals		16/8	75	64	11	1.0	4	3	59	30t	1	12	2	2	25

ADDITIONAL STATISTICS

SPECIAL TEAMS TACKLES: 2006 (14-11-3).

SINGLE-GAME CAREER HIGHS

TACKLES	12	vs New Orleans (10/1/06)
INTERCEPTIONS	1	three times, most recently at Washington (11/26/06)
FORCED FUMBLES	1	two times, most recently at New Orleans (12/31/06)
FUMBLE RECOVERY	1	two times, most recently vs St. Louis (11/19/06)
LONG INT RETURN	30	vs Cleveland (10/8/06)
LONG FUMBLE RETURN	25	vs St. Louis (11/19/06)
TOUCHDOWNS	1	vs Cleveland (10/8/06)

MARSHALL GAME-BY-GAME STATISTICS

2006 CAROLINA

Date	Opp	W/L	P/S	T	S	A	SACK	QBP	FR	FF	PD	INT	YDS	LG	TD
09/10	ATLANTA	L	P	2	2	-	-	-	-	-	-	-	-	-	-
09/17	@Minnesota	L	P	4	4	-	-	-	-	-	-	-	-	-	-
09/24	@Tampa Bay	W	P	3	2	1	-	-	-	-	1	-	-	-	-
10/01	NEW ORLEANS	W	S	12	11	1	-	-	1	-	1	-	-	-	-
10/08	CLEVELAND	W	P	1	1	-	-	-	-	-	-	1	30	30	1
10/15	@Baltimore	W	P	-	-	-	-	-	-	-	-	1	28	28	-
10/22	@Cincinnati	L	P	4	3	1	-	-	-	-	1	-	-	-	-
10/29	DALLAS	L	P	6	5	1	-	1	-	-	1	-	-	-	-
11/13	TAMPA BAY	W	P	2	1	1	-	-	-	-	-	-	-	-	-
11/19	ST. LOUIS	W	S	7	5	2	-	-	1	-	3	-	-	-	-
11/26	@Washington	L	S	4	4	-	-	-	-	1	-	1	1	1	-
12/04	@ Philadelphia	L	S	5	4	1	-	-	-	-	2	-	-	-	-
12/10	NEW YORK GIANTS	L	S	5	5	-	-	-	-	-	1	-	-	-	-
12/17	PITTSBURGH	L	S	10	10	-	-	-	-	-	-	-	-	-	-
12/24	@Atlanta	W	S	3	2	1	-	-	-	-	-	-	-	-	-
12/31	@New Orleans	W	S	7	5	2	1.0	-	-	1	2	-	-	-	-
TOTALS			16/8	75	64	11	1.0	1	2	2	12	3	59	30	1

MARSHALL



Evan MATHIS
guard/tackle

71

6-5 • 304 • Alabama

Birthdate:.....11/1/81
 Hometown:.....Homewood, AL
 High School:.....Homewood
 NFL:.....3rd Season
 Panthers:.....3rd Season
 How Acquired:.....D3a '05



PRO CAREER:

- Played in his first NFL game on special teams versus New Orleans (9/11/05).
- Started a career-high 15 games at right guard in 2006.
- Key contributor to a rushing attack that recorded a team-record 242 yards on 43 attempts versus St. Louis (11/19/06), an average of 5.6 yards per carry.
- Efforts helped offensive line rank 10th in the NFL and seventh in the NFC in sacks per pass play, despite employing eight different combinations through the first four weeks of the season.

TRANSACTIONS: Selected in the third round (79th overall) of the 2005 college draft on April 24, 2005.



PANTHERS TALE

Evan hopes to pursue a career in media production when his playing career is over. During the offseason, Evan enjoys traveling around the country with his former college teammates, New England Patriots tackle Wesley Britt and San Francisco 49ers guard Justin Smiley. Britt and Smiley started on the University of Alabama's offensive line with Evan for three seasons.

GP/GS: Career (24/15) [0/0]; 2006 (15/15); 2005 (9/0).

2006: Started 15 games at right guard and did not play in one contest...Contributed to an offensive line unit that ranked 10th in the NFL and seventh in the NFC in sacks per pass play, despite employing eight different combinations through the first four weeks of the season...Cleared lanes for DeShaun Foster and DeAngelo Williams to rush for 1,398 yards...Helped offense produce a 100-yard rusher in four games, including Foster's 106 yards vs. Cleveland in becoming the first Panthers player to rush for more than 100 yards in consecutive games since running back Nick Goings accomplished the feat in four consecutive contests in 2004...**GAME HIGHLIGHTS:...****Vs. St. Louis (11/19):** Started at right guard and contributed to an offensive unit that totaled a team-record 242 yards rushing on 43 attempts, an average of 5.6 yards per carry...Helped offense maintain possession for 38:43, almost 18 minutes longer than St. Louis...**At Atlanta (12/24):** Contributed to an offense that accumulated 183 rushing yards on 52 rushing attempts and maintained possession for 41:47...52 rushing attempts established team record, bettering previous mark of 45 attempts accomplished twice, most recently at Dallas (12/8/97)...13 rushing first downs generated by offense equaled a team mark previously achieved twice, most recently versus St. Louis (11/19/06)...41:47 time of possession stands as second-highest amount in team history, trailing team record of 41:51 established at New Orleans (12/5/04).

2005: Played in nine contests...Inactive for the final seven games of the regular season...Contributed on special teams...Reserve on offensive line that started the same five players in every contest for the first time in team history...**Vs. New Orleans (9/11):** Appeared in his first NFL game...Saw action on special teams.

COLLEGE: **2004 (Sr.):** Started all 12 games at guard for Alabama after successfully making the transition from the tackle position...Earned first-team All-SEC recognition from *The Associated Press*...Part of offensive line that only allowed 16 sacks...Contributed to offense that ranked second in the SEC in with 2,221 net rushing yards and third in the conference with an average of 185.1 rushing yards per game...**2003 (Jr.):** Started all 13 games at right tackle despite pain from stress fractures in both legs...Efforts helped quarterback Brodie Croyle become the first sophomore in Alabama history to pass for more than 2,000 yards in a season...Contributed to the Tide offense setting the school single-season record for most total offensive plays with 413...**2002 (So.):** Started all 13 contests...One of three returning starters along the offensive line...Contributed to an offense that finished second in the SEC with an average of 403.5 yards per game...Opened holes for a rushing attack that ranked second in the conference with an average of 213.2 rushing yards per contest...**2001 (Fr.):** Played in 11 games with eight starts...Earned first start of the season at right tackle at South Carolina...Produced running lanes for tailbacks Ahmaad Galloway and Santonio Beard to combine for five 100-yard rushing games...Contributions helped place Alabama at the top of the conference with an average of 226.4 rushing yards per game.

PERSONAL: All-State selection after playing almost every down on offense and defense his senior season at Homewood HS in Homewood, AL...Outstanding wrestler; won the 2000 state heavyweight championship...Degree in marketing...Lives in Birmingham, AL...Participated in the Lowes Day at the Movies League Program and the 2007 Caravan Tour...Single...Evan Bradley Mathis.



Stanley McClover 74

defensive end

6-2 • 263 • Auburn

Birthdate:.....12/16/84
 Hometown:.....Ft. Lauderdale, FL
 High School:.....Dillard
 NFL:.....2nd Season
 Panthers:.....2nd Season
 How Acquired:.....D7b '06



PRO CAREER

• Made NFL debut at Atlanta (12/24/06) seeing action at defensive end and on special teams.

TRANSACTIONS: Selected in the seventh round (237th overall) of the 2006 college draft on April 30, 2006.

GP/GS: Career (2/0); 2006 (2/0).

2006: Played in two contests...Inactive for first 14 games of the season...Collected one quarterback hurry on defensive line that corralled 41 sacks, the fourth-highest total in team history...**At Atlanta (12/24):** Saw action as reserve defensive end and on special teams in his NFL debut.

COLLEGE: All-Southeastern Conference honorable mention selection...Appeared in 11 games with seven starts in final season at Auburn...Tallied 31 tackles, eight sacks, one forced fumble and three passes defended...Member of defense that ranked sixth in the country in points allowed per game...Eight sacks led the team and ranked fifth in the SEC...Earned SEC Defensive Player of the Week honors versus Alabama after totaling six tackles and three and a half sacks...**2004 (Fr.):** Named first-team All-SEC...First-team Freshman All-America honors from *Football Writers Association*...Played in all 13 games, including Sugar Bowl, with two starts...Recorded 35 tackles and tied for the team lead with 7.5 sacks, four forced fumbles and two passes defended...Earned first career start against Louisiana Monroe...Registered one tackle and one pass defended in SEC Championship game against Tennessee...**2003:** Partial qualifier that could practice, but could not participate in game action.

PERSONAL: Totaled 102 tackles and led the county with 22 sacks as a senior at Dillard HS in Sunrise, FL...Named the number one defensive end in the state by the *Florida Times Union*...High school teammate of Panthers cornerback Chris Gamble and defensive end Jovan Haye...Majored in criminology...Participated in the 2007 Caravan Tour...Single...Lives in Ft. Lauderdale, FL...Stanley McClover.

CAREER Stanley McClover STATISTICS

Year	Team	GP/GS	Tot	T	A	Sack	Yds	INT	Yds	Lg	TD	PD	FF	FR	Yds
2006	Carolina	2/0	0	0	0	0.0	0	0	0	-	0	0	0	0	0
Totals		2/0	0	0	0	0.0	0	0	0	-	0	0	0	0	0



PANTHERS TALE

Stanley starred at Dillard High with Panthers teammate Chris Gamble. McClover almost joined Gamble in college at Ohio State, nearly signing with the Buckeyes before a last minute change of heart had him heading for the Yellowhammer State. Former Panther teammate and current Tampa Bay Buccaneers defensive tackle Jovan Haye was also a member of that Dillard High School team.

McCLOVER GAME-BY-GAME STATISTICS

2006 ST. LOUIS

Date	Opp	W/L P/S	T	S	A	SACK	QBP	FR	FF	PD	INT	YDS	LG	TD
09/10	ATLANTA	L						INACTIVE						
09/17	@Minnesota	L						INACTIVE						
09/24	@Tampa Bay	W						INACTIVE						
10/01	NEW ORLEANS	W						INACTIVE						
10/08	CLEVELAND	W						INACTIVE						
10/15	@Baltimore	W						INACTIVE						
10/22	@Cincinnati	L						INACTIVE						
10/29	DALLAS	L						INACTIVE						
11/13	TAMPA BAY	W						INACTIVE						
11/19	ST. LOUIS	W						INACTIVE						
11/26	@Washington	L						INACTIVE						
12/04	@ Philadelphia	L						INACTIVE						
12/10	NEWYORK GIANTS	L						INACTIVE						
12/17	PITTSBURGH	L						INACTIVE						
12/24	@Atlanta	W	P	-	-	-	-	-	-	-	-	-	-	-
12/31	@New Orleans	W	P	-	-	-	-	1	-	-	-	-	-	-
TOTALS		2/0		0	0	0	0.0	1	0	0	0	0	0	0



Justin McCULLUM

wide receiver

6-4 • 220 • Stanford

Birthdate:.....10/5/82

Hometown:.....Mercer Island, WA

High School:.....Mercer Island

NFL:.....1st Season

Panthers:.....2nd Season

How Acquired:.....FA '06

12



PRO CAREER

- Signed to practice squad by Carolina (12/20/06) for the final two weeks of the regular season...Originally signed as an undrafted rookie free agent by Carolina (5/5/06).

TRANSACTIONS: Signed to practice squad by Carolina (12/20/06)...Waived by Carolina (9/2/06)...Signed as an undrafted rookie free agent by Carolina (5/5/06).

GP/GS: Career (0/0); 2006 (0/0)

2006: Attended training camp with Carolina...Waived in the final roster cutdown (9/2)...Signed to Panthers practice squad (12/20) for the final two weeks of the regular season.

COLLEGE: Finished career at Stanford with 69 catches for 979 yards and six touchdowns...**2005 (Sr.):** Played in nine games with three starts...Caught 36 passes for 539 yards and five touchdowns...**2004 (Jr.):** Played in 10 games...Posted 26 receptions for 376 yards and one touchdown...**2003 (So.):** Played in all 11 games...Recorded seven catches for 64 yards...**2002 (Fr.):** Missed entire season after suffering a knee injury in fall practice...**2001:** Redshirted as a true freshman.

PERSONAL: Attended Mercer Island (WA) HS...Earned consensus prep All-America honors...Set school records for career receiving yards, touchdown receptions and interceptions...Graduated from Stanford with a bachelor's degree in science technology and society and master's degree in organizational business and the economy...Father, Sam, played in the NFL for the Seattle Seahawks and Minnesota Vikings...Single...Justin Ross McCullum.



Terrence MELTON

linebacker

54

6-1 • 235 • Rice

Birthdate:	1/1/77
Hometown:	Houston, TX
High School:	Northshore
NFL:	4th Season
Panthers:	1st Season
How Acquired:	FA '07



MELTON

PRO CAREER

- Tied for the team lead with 16 special teams tackles for New Orleans in 2006.
- Made first career start for New Orleans versus Detroit (12/24/05).
- Accumulated a personal-best and team-leading eight tackles for New Orleans at Atlanta (12/12/05).
- Played in first NFL contest on special teams for Atlanta at San Francisco (9/12/04).

TRANSACTIONS: Signed as a free agent by Carolina (3/16/07)...Signed as a free agent by New Orleans from Atlanta practice squad (12/2/04)...Signed to practice squad by Atlanta (9/15/04)...Waived by Atlanta (9/13/04)...Signed as a free agent from practice squad by Atlanta (9/11/04)...Signed to practice squad by Atlanta (9/7/04)...Waived by Atlanta (9/5/04)...Signed as a free agent by Atlanta (2/17/04).

GP/GS: Career (34/2) [2/0]; 2006 (16/0) [2/0]; 2005 (15/2); 2004 (3/0).

2006: Played in all 16 games...Utilized primarily on special teams, where he tied for the team lead with 16 tackles...Member of coverage unit that finished sixth in the League in opponent punt return average...Recorded five tackles on defense...**POSTSEASON:** Saw action in both of the Saints playoff contests...Accounted for one special teams tackle in NFC Divisional Playoff versus Philadelphia (1/13).

2005: Appeared in 15 games with two starts for New Orleans...Registered 21 tackles and one pass defended...Posted 10 special teams tackles...Inactive at Minnesota (9/25)...**At Atlanta (12/12):** Gathered a career-high and team-leading eight tackles...Vs. Detroit (12/24): Made first NFL start at strongside linebacker for an injured Sedrick Hodge...Responded with four tackles and one pass defended...**At Tampa Bay (1/1):** Started at strongside linebacker in place of Hodge, who was inactive with an ankle injury.

2004: Played in three games and was inactive for three contests with Atlanta and New Orleans...Originally signed as a free agent by Atlanta (2/17)...Began the year on the Falcons practice squad before being promoted to the active roster (9/11)...Made NFL debut in regular season opener at San Francisco (9/12)...Waived by Atlanta (9/13)...Re-signed to the Falcons practice squad (9/15) where he spent the next 10 weeks prior to being signed as a free agent by New Orleans (12/2)...Saw action in two games and was inactive for three contests with the Saints...Responsible for one special teams tackle.



PANTHERS TALE

Terrence spent one year as a sixth grade science teacher at Galena Park Middle School in Houston, Texas. He also served as the seventh grade boy's basketball coach for the school and led the team to a district title.

2003 CFL: Played for the Saskatchewan Rough Riders of the Canadian Football League...Tied for third on the team with 60 tackles to go along with three sacks, four forced fumbles and three fumble recoveries.

2002 CFL: Appeared in 17 games with five starts for the Saskatchewan Rough Riders of the Canadian Football League...Led the team with 20 special teams tackles in addition to contributing 22 tackles on defense.

2001 AFL: Played fullback and linebacker for the Houston Thunderbears of the Arena Football League...Rushed for one touchdown and caught four passes for 31 yards and one touchdown...Notched 16 tackles and one fumble recovery on defense.

2000 AFL: Played fullback and linebacker for the Houston Thunderbears of the Arena Football League...Produced 179 yards rushing and 11 touchdowns on 45 carries and 54 yards receiving and one touchdown on two catches...Collected 31 tackles and one sack on defense.

COLLEGE: Played defensive end at Rice from 1995-98...Totalled 94 tackles and eight sacks.

PERSONAL: Attended Northshore HS in Houston, TX...Graduated from Rice with a sports medicine degree...Participated in the NFL's continuing education business seminar at Harvard during the 2006 offseason...Lives in Charlotte...Terrence Melton.

CAREER **Terrence Melton** STATISTICS

Year	Team	GP/GS	Tot	T	A	Sack	Yds	INT	Yds	Lg	TD	PD	FF	FR	Yds
2004	Atl/NO	3/0	0	0	0	0.0	0	0	0	-	0	0	0	0	0
2005	New Orleans	15/2	21	13	8	0.0	0	0	0	-	0	1	0	0	0
2006	New Orleans	16/0	5	4	1	0.0	0	0	0	-	0	0	0	0	0
Totals		34/2	26	17	9	0.0	0	0	0	-	0	1	0	0	0

		POSTSEASON													
Year	Team	GP/GS	Tot	T	A	Sack	Yds	INT	Yds	Lg	TD	PD	FF	FR	Yds
2006	New Orleans	2/0	0	0	0	0.0	0	0	0	-	0	0	0	0	0
Totals		2/0	0	0	0	0.0	0	0	0	-	0	0	0	0	0

ADDITIONAL STATISTICS

SPECIAL TEAMS TACKLES: 2004 (1); 2005 (10); 2006 (16).

SINGLE-GAME CAREER HIGHS

TACKLES 8 at Atlanta (12/12/05)

MELTON GAME-BY-GAME STATISTICS

2006 NEW ORLEANS

Date	Opp	W/L	P/S	T	S	A	SACK	QBP	FR	FF	PD	INT	YDS	LG	TD
09/10	@ Cle	W	P	0	0	0	0	0	0	0	0	0	0	0	0
09/17	@ GB	W	P	0	0	0	0	0	0	0	0	0	0	0	0
09/25	ATL	W	P	0	0	0	0	0	0	0	0	0	0	0	0
10/01	@ Car	L	P	0	0	0	0	0	0	0	0	0	0	0	0
10/08	TB	W	P	0	0	0	0	0	0	0	0	0	0	0	0
10/15	PHI	W	P	0	0	0	0	0	0	0	0	0	0	0	0
10/29	BAL	L	P	0	0	0	0	0	0	0	0	0	0	0	0
11/05	@ TB	W	P	0	0	0	0	0	0	0	0	0	0	0	0
11/12	@ Pit	L	P	0	0	0	0	0	0	0	0	0	0	0	0
01/19	CIN	L	P	0	0	0	0	0	0	0	0	0	0	0	0
11/26	@ Atl	W	P	0	0	0	0	0	0	0	0	0	0	0	0
12/03	SF	W	P	0	0	0	0	0	0	0	0	0	0	0	0
12/10	@ Dal	W	P	0	0	0	0	0	0	0	0	0	0	0	0
12/17	WAS	L	P	0	0	0	0	0	0	0	0	0	0	0	0
12/24	@ NYG	W	P	0	0	0	0	0	0	0	0	0	0	0	0
12/31	CAR	L	P	5	4	1	0	0	0	0	0	0	0	0	0
TOTALS				16/0	5	4	1	0.0	0	0	0	0	0	0	0

2005 NEW ORLEANS

Date	Opp	W/L	P/S	T	S	A	SACK	QBP	FR	FF	PD	INT	YDS	LG	TD
09/11	@ Car	W	P	0	0	0	0	0	0	0	0	0	0	0	0
09/19	NYG	L	P	0	0	0	0	0	0	0	0	0	0	0	0
09/25	@ Min	L		Inactive											
10/2	BUF	W	P	0	0	0	0	0	0	0	0	0	0	0	0
10/9	@ GB	L	P	0	0	0	0	0	0	0	0	0	0	0	0
10/16	ATL	L	P	0	0	0	0	0	0	0	0	0	0	0	0
10/23	@ Stl	L	P	0	0	0	0	0	0	0	0	0	0	0	0
10/30	MIA	L	P	0	0	0	0	0	0	0	0	0	0	0	0
11/6	CHI	L	P	0	0	0	0	0	0	0	0	0	0	0	0
11/20	@ NE	L	P	0	0	0	0	0	0	0	0	0	0	0	0
11/27	@ NYJ	W	P	0	0	0	0	0	0	0	0	0	0	0	0
12/4	TB	L	P	0	0	0	0	0	0	0	0	0	0	0	0
12/12	@ Atl	L	P	8	6	2	0	0	0	0	0	0	0	0	0
12/18	CAR	L	P	4	2	2	0	0	0	0	0	0	0	0	0
12/24	DET	L	S	7	4	3	0	0	0	0	1	0	0	0	0
01/01	@ TB	L	S	2	1	1	0	0	0	0	0	0	0	0	0
TOTALS		15/2		21	13	8	0.0	0	0	0	1	0	0	0	0

MELTON



in the community

Love in the Community is the theme of the TopCats and their alumnae charitable endeavors. The squad lends its time and energy to numerous efforts including mentoring programs, adopt-a-family and other outreach initiatives.



Mike MINTER

safety

30

5-10 • 195 • Nebraska

Birthdate:.....1/15/74
Hometown:.....Lawton, OK
High School:.....Lawton
NFL:.....11th Season
Panthers:.....11th Season
How Acquired:.....D2 '97



PRO CAREER:

- **AMONG PANTHERS ALL-TIME SERVICE LEADERS:** 141 starts and 94 consecutive starts are the most in team history...148 games played stand second all-time behind John Kasay's 157.
- **AMONG PANTHERS ALL-TIME LEADERS:** Ranks as Carolina's all-time leader with 953 tackles, nine fumble recoveries, four interception returns for touchdowns and 421 interception return yards...Ranks second all-time with 17 interceptions and 61 special teams tackles...Tied for first with Julius Peppers with 16 forced fumbles.
- **TACKLES:** Carolina's all-time leader with 953 tackles...Recorded more than 100 tackles in four consecutive seasons from 2000-03...Team's leading tackler in 2000, 2001 and 2003...142 stops in 2000 marked the third-highest single-season total in team history behind the 158 by Micheal Barrow in 1998 and the 153 by Chad Cota in 1997...Produced a career-high 18 tackles versus Atlanta (11/24/02) that he matched in Super Bowl XXXVIII versus New England (2/1/04).
- **INTERCEPTION RETURNS FOR TOUCHDOWNS:** Panthers all-time leader with four interception returns for touchdowns...Tied team single-season mark with two interception returns for touchdowns in 2003, equalling record set by Eric Davis in 1998...Returned interception of Cardinals quarterback Josh McCown 35 yards for a touchdown at Arizona (12/14/03)... Intercepted Buccaneers quarterback Brad Johnson and returned it 29 yards for a score versus Tampa Bay (11/9/03)...Victimized Lions quarterback Mike McMahon for 40-yard interception return for a touchdown versus Detroit (9/15/02)...Registered interception of quarterback Jeff Garcia, returning it 30 yards for a touchdown versus San Francisco (10/22/00).
- Elected defensive captain by his teammates for five consecutive seasons from 2002-2006.
- Registered first career blocked kick by deflecting 48-yard field goal attempt by Jaguars kicker Seth Marler on final play of the game versus Jacksonville (9/7/03) to preserve 24-23 victory in 2003 season opener.
- Forced a career-high five fumbles in 2000 that equals the third-highest single-season total in team history.

TRANSACTIONS: Signed to contract extension by Carolina (6/10/05)...Signed to contract extension by Carolina (3/5/01)...Selected by Carolina in the second round (56th pick overall) of the 1997 NFL Draft (4/19/97).

MINTER



PANTHERS TALE

Mike partnered with Stephen Davis, Muhsin Muhammad and Mike Rucker to open the Ruckus House Learning Center, a 15,000 square foot state-of-the-art child development facility, in Harrisburg, NC, in June 2005. There is a second location in Concord, NC, with plans to open others in North and South Carolina.

GP/GS: Career (148/141) [7/7]; 2006 (16/16); 2005 (16/16) [3/3]; 2004 (16/16); 2003 (16/16) [4/4]; 2002 (16/16); 2001 (14/14); 2000 (16/16); 1999 (16/16); 1998 (6/4); 1997 (16/11).

2006: Started all 16 games for the seventh time in the last eight seasons...Tallied 92 tackles, one interception, two quarterback pressures and five passes defended...Elected defensive captain by his teammates for the fifth consecutive season...Club's all-time leader with 141 career starts...Extended team-record of consecutive starts to 94 games...Ranks second all-time with 148 games played behind John Kasay's 157...Efforts contributed to defense that allowed only 3,000 net passing yards, which ranks as the second-fewest ever surrendered in team history behind the team record of 2,993 given up in 2002...Key member of defensive unit that finished seventh in the NFL in total defense and tied for eighth in scoring defense, allowing 19.1 points per game...Helped unit rank 11th in the League in rushing yards per game, third in third-down efficiency and seventh in sacks per pass play...41 sacks by defense is the fourth-highest amount in team history...Helped defense limit opponents to less than 100 yards rushing in nine contests...**Vs. Cleveland (10/8):** Collected interception off Browns quarterback Charlie Frye at Panthers 11-yard line with two minutes remaining to seal win for Carolina...**Vs. New York Giants (12/10):** Forced to play cornerback in nickel situations due to injuries in the secondary.

2005: Started all 16 games for the sixth time in seven seasons...Starter at free safety for the first time since 1999...Totalled 71 tackles, one interception, one forced fumble, 1.5 sacks, 10 passes defended and one quarterback hurry...Elected defensive captain by his teammates for the fourth consecutive season...Became team's all-time leader with 125 career starts...Extended team-record streak of consecutive starts to 78 games...Key contributor on Panthers defense that ranked first in the NFC and second in the NFL with 42 take-aways and third in the NFC and fourth in the NFL with 23 interceptions...Part of defense that finished third in the NFL in yards allowed per game, the team's second-highest ranking ever behind the 2002 unit that ranked second...Helped Carolina set a team record in 2005 for the most take-aways in a season with 42, bettering the previous mark of 38 in 1997, 1999 and 2003...440 interception return yards accumulated by defense established a team record, bettering the previous mark of 420 in 2004...23 interceptions recorded by the defense ranked as the third-highest total in team history...**POSTSEASON:** Registered 13 tackles, one quarterback hurry and one pass defended...**At Detroit (10/16):** Forced fumble by Detroit wide receiver Mike Williams...16th career forced fumble for Panthers all-time leader in the category...Responsible for one of game's key plays in the fourth quarter when he chased down Lions tight end Marcus Pollard at the five-yard line after 86-yard gain to prevent touchdown in drive that ended in Lions field goal...Field goal increased Lions lead to 20-14 in eventual 21-20 Carolina victory...**At Buffalo (11/27):** Produced one sack of Bills quarterback J.P. Losman...**At Atlanta (12/4):** Recorded half sack of Falcons quarterback Mike Vick...**At New Orleans (12/18):** Notched interception of Saints quarterback Todd Bouman at the one-yard line after Saints had advanced to Carolina 15-yard line...One of two take-aways by Panthers defense after New Orleans had advance inside the Panthers 20-yard line...Returned interception 42 yards to set up field goal...Helped defense equal season high of six turnovers and four interceptions set versus the New York Jets (11/13)...**NFC Wild Card at New York Giants (1/8):** Part of defensive effort that held scoreless a Giants offense that ranked third in the NFL in points per game...Panthers became the first team to register a shutout on the road in the playoffs since 1980 when the Los Angeles Rams posted a 9-0 victory at Tampa Bay (1/5/80) in the 1979 NFC Championship...Carolina shutout was third in team history, following 24-0 victory versus Tampa Bay (12/1/96) and 13-0 win at New Orleans (10/19/97).

2004: Started all 16 games for the fifth time in six seasons...Posted 94 tackles, two sacks, one quarterback pressure, one forced fumble, two fumble recoveries and 13 passes defended...Elected defensive captain by his teammates for the third consecutive season...Member of defense that tallied 23 sacks and 29 take-aways in the final eight games...Collected 38 take-aways, which tied a team record that previously had been achieved

in 1996 and 2000...Team finished fourth in the League with a plus-12 turnover differential...Beginning with Week 10, Panthers plus-16 turnover differential ranked first in the NFL...Contributions helped Carolina reverse fortunes and finish with a 6-2 mark after beginning the season with a record of 1-7...**Vs. San Diego (10/24):** Caused a LaDarian Tomlinson fumble on the Chargers first offensive play of the game that was recovered by Dan Morgan...**At San Francisco (11/14):** Sacked 49ers quarterback Tim Rattay...**Vs. Tampa Bay (11/28):** Sacked Buccaneers quarterback Brian Griese and recovered a fumble by running back Michael Pittman forced by Al Wallace in the third quarter...**At New Orleans (12/5):** Part of a defense that limited Saints to 30 yards rushing and one rushing first down...30 yards rushing equaled the second-fewest allowed in team history, previously accomplished at Philadelphia (9/27/96)...One rushing first down occurred in five previous contests, most recently versus Detroit (12/21/03).

2003: Started all 16 contests for the fourth time in the last five seasons...Started all four postseason games...Elected defensive captain by teammates for second consecutive season...Registered team-high 124 tackles and tied for team lead with three interceptions, returning two for touchdowns...Contributed one forced fumble, seven passes defended and five quarterback hurries...Added 10 tackles on special teams...Eclipsed 100-tackle plateau for the fourth consecutive season...Led or tied for the team lead in tackles in 10 contests...Two interception returns for touchdowns tied team single-season mark set by Eric Davis in 1998...100 interception return yards ranked as second-highest total of career behind 125 recorded in 2002 and increased his career total to 371 yards, a Panthers record...Member of secondary that helped Panthers rank ninth in the NFL in pass defense and eighth in opponents' third down efficiency and first downs allowed per game...Marked first time in team history that Panthers ranked among NFL's top 10 in pass defense for two consecutive seasons...Key contributor to defensive unit that ranked eighth in the NFL in total defense, marking the first time in Panthers history that the defense ranked among the top 10 in the NFL in that category for two consecutive seasons...**POSTSEASON:** Started all four games and ranked second on the team with 43 tackles in addition to contributing one interception, half a sack, one forced fumble, one fumble recovery and six passes defended...**PANTHERS RECORDS:** Tied team single-season marks with two interception returns for touchdowns in 2003, scoring on interception returns of 29 yards versus Tampa Bay (11/9) and 35 yards at Arizona (12/14)...**HONORS:** *Football Digest* All-Pro second-team.

GAME HIGHLIGHTS – Vs. Jacksonville (9/7): Tied for team lead with nine tackles on defense and two special teams tackles...Responsible for one of game's biggest plays when he blocked 55-yard field goal attempt by Jaguars kicker Seth Marler on final play of the game to preserve 24-23 victory in season opener...Block was first of his career and second blocked kick of the game for Carolina (Rod Smart blocked a punt that was kicked out of the end zone for a safety)...Blocked field goal was the first for Carolina since Kris Jenkins blocked a 48-yard attempt by Paul Edinger versus Chicago (12/22/02)...Combined with two blocked field goals and blocked extra point at Tampa Bay (9/14) in second game of the season, Panthers registered five combined blocked kicks in a span of two games to tie an NFL record and become the first team to achieve the feat since Minnesota in 1979 in games at Tampa Bay (11/25/79) and at the Los Angeles Rams (12/2/79)...Team also became the first team to block field goals in consecutive games since 2002 when New England blocked field goals at Oakland (11/17/02) and versus Minnesota (11/24/02)...**Vs. Tampa Bay (11/9):** Returned interception of Buccaneers quarterback Brad Johnson 29 yards for a touchdown...Interception return for a touchdown was third of career...**At Arizona (12/14):** Returned interception of Cardinals quarterback Josh McCown 35 yards for a touchdown...Second interception return for touchdown of season tied team record set by Eric Davis in 1998...Fourth career interception return for a touchdown improves on his all-time team mark...Moved into tie with Doug Evans (1998-01) for second place all-time with 14th career interception...**Vs. Detroit (12/21):** Intercepted Lions quarterback Mike McMahon and posted 29-yard return...Contributed to defensive effort that limited Lions offense to 106 total net yards, the second-lowest amount allowed by a Panthers defense in team history, bettering the previous total of 122 yards recorded in 2002 contest versus

Detroit (9/15/02)...Interception was his third of the season...15th career interception broke tie with Doug Evans and enabled Minter to rank second all-time in team history...**NFC Wild Card vs. Dallas (1/3)**: Recovered fumble by Cowboys running back Richie Anderson in the second quarter after Dallas had advanced to Carolina 11-yard line...**NFC Divisional Playoffs at St. Louis (1/10)**: Responsible for team-high 13 tackles...Intercepted Rams quarterback Marc Bulger in the fourth quarter to put Panthers in position for drive that resulted in seven-yard touchdown run by Brad Hoover and 23-12 Carolina lead...**NFC Championship at Philadelphia (1/18)**: Broke up Donovan McNabb pass intended for Eagles wide receiver James Thrash that was intercepted by Ricky Manning, Jr...Turnover set stage for decisive second touchdown of the game...**SUPER BOWL XXXVIII vs. New England (2/1)**: Ranked second on defense and equalled career-high with 18 tackles...Broke left foot in the third quarter but did not leave the game...Career high of 18 tackles established versus Atlanta (11/24/02).

2002: Started all 16 games for the third time of his career...Elected one of defensive captains by teammates...Strong safety led the team with a career-high four interceptions, returning one for a touchdown...Ranked second on the squad with 119 tackles in addition to contributing one sack, one fumble recovery, nine passes defended and one quarterback hurry...Accounted for six special teams tackles...125 interception return yards ranked second in team history for a single season...Produced third consecutive season with more than 100 tackles...Posted three games with at least 10 tackles and led the team in that category in three contests...Contributed to a defense that ended the season ranked second in the League in total defense, fourth in pass defense and second in third down efficiency, the highest Carolina has ever stood in those categories at the end of a season...Member of secondary that did not allow a 300-yard passing performance the entire season...**Vs. Detroit (9/15)**: Responsible for one of the game's biggest plays when he returned an interception of Lions quarterback Mike McMahon 40 yards for a touchdown as the defense allowed a season-low 12 completions and set a team record by yielding only 49 net passing yards to the Lions...Second career interception return for a score and tied a team all-time record held by Eric Davis...**At Minnesota (9/22)**: Had an interception for the second consecutive game...Theft of Daunte Culpepper was one of a season-high four interceptions accumulated by the defense...**At Dallas (10/13)**: Registered one of team's six sacks of Quincy Carter...Six sacks matched season high for defense...**Vs. Atlanta (11/24)**: Amassed a career-high 18 tackles along with a fumble recovery...**At Cleveland (12/1)**: Produced an interception of Browns quarterback Tim Couch that set up the Panthers only touchdown as the defense allowed a season-low six points...**Vs. Cincinnati (12/8)**: Teamed with Mike Rucker to tackle Bengals running back Corey Dillon in the end zone for a safety...Safety was the third in team history...**At Pittsburgh (12/15)**: Established a career high with his fourth interception of the season which he returned 62 yards to set up Carolina's first touchdown...62-yard interception return was a career-long and made him the team's all-time leader with 271 interception return yards.

2001: Missing the first two regular season contests with an injury, Minter started the remaining 14 games at strong safety...Led the Panthers in tackles for the second consecutive season with 108...Recorded a team-high four forced fumbles, one fumble recovery, two interceptions, 10 passes defended and three special teams tackles...Efforts helped Carolina tie the second-highest total in team history with 36 take-aways, matching the total produced during the Panthers inaugural season in 1995...Led or tied for the team lead in tackles in five games and collected 10 or more tackles in two contests...Season also saw Minter become the team's all-time leader with 453 career stops, bettering the mark of 394 tackles set by Micheal Barrow (1997-99)...Inactive at Minnesota (9/9) and at Atlanta (9/23) with an injured left knee suffered in the preseason finale versus Cleveland (8/31)...**Vs. New York Jets (10/28)**: Produced his first interception of the season against Vinny Testaverde...**At St. Louis (11/11)**: Recorded second interception of season on a Kurt Warner pass...Became Carolina's all-time leading tackler with 397 stops, surpassing the previous mark of 394 set by Barrow (1997-99).

2000: Switched back to strong safety...Started all 16 games...Led the Panthers with career-highs of 142 tackles and five forced fumbles in addition to registering two interceptions,

including one returned for a touchdown, one fumble recovery, one sack and three passes defended...Ranked third on the team with 12 special teams tackles... Recorded third-highest single-season tackle total in team history...Notched at least 10 tackles in eight games and led or tied for the team lead in tackles in 10 contests...Five forced fumbles tied Kevin Greene for the second-highest single-season total in team history and enabled him to become the team's all-time leader...Involved in eight of the Panthers team-record matching 38 turnovers...**Vs. San Francisco (10/22):** Returned interception of a Jeff Garcia pass 30 yards for his first NFL touchdown, marking Carolina's first defensive touchdown since Eric Davis returned an interception versus New Orleans (11/1/98)...**At Atlanta (10/29):** Garnered an interception off of Falcons quarterback Chris Chandler...Second consecutive game with an interception...**At St. Louis (11/5):** Part of a defensive effort that ended the Rams NFL-record streak of 14 games with at least 30 points in an ESPN Sunday Night clash...**Vs. New Orleans (11/12):** Recorded a sack of Saints Jeff Blake...**Vs. Green Bay (11/27):** Forced a fumble that led to a touchdown on Monday Night Football while leading the team with nine tackles and one pass defended...**Vs. St. Louis (12/3):** Forced a fumble as part of an outstanding defensive performance that established a team mark with seven turnovers...Ended the Rams NFL record streak of 28 games with at least 20 points.

1999: Switched back to free safety during the offseason...Logged a career-high 16 starts...Ranked second among defensive backs with 91 tackles in addition to posting a personal best three interceptions, six passes defended, two fumble recoveries, two forced fumbles and a sack...Valuable on special teams, where he tied for the team lead with 15 tackles in addition to forcing a fumble...Collected all of his interceptions during the last five games of the season...**At St. Louis (11/14):** Returned a fumble recovery 30 yards to set up a field goal...**Vs. Cleveland (11/21):** Notched a sack of Tim Couch...**Vs. St. Louis (12/5):** Recorded his first interception of the season, victimizing Rams quarterback Kurt Warner...Marked his second career interception, with both coming in home contests against St. Louis...First career theft came in 1998...**At Pittsburgh (12/26):** Registered an interception of Steelers quarterback Mike Tomczak...**Vs. New Orleans (1/2):** Had a team-high nine tackles in addition to an interception of Saints quarterback Jake Delhomme he returned 44 yards to set up the team's first touchdown.

1998: Switched to strong safety during the offseason...Limited to six contests with four starts after missing 10 games with a staph infection that developed as a complication of surgery on his left knee (9/14)...Still accounted for 29 tackles, an interception and eight passes defended...**Vs. St. Louis (12/20):** Started and contributed a victory-clinching fourth quarter interception of Steve Bono.

1997: Became starter at free safety in the season's sixth contest...Posted 11 starts and finished second among defensive backs with 83 tackles...Collected 3.5 sacks, two fumble recoveries, two forced fumbles, 10 passes defended and four quarterback hurries...Ranked second on special teams with 15 stops...Started 11-of-16 games at free safety as one of two NFL rookies to start at least half of his team's games at safety in 1997...**At San Diego (9/14):** Registered his first NFL sack when he tackled Chargers quarterback Stan Humphries...Recorded two fumble recoveries in a defensive effort that matched a team record with four fumble recoveries...**At Minnesota (10/12):** Logged his first NFL start and responded with a season-high 13 tackles, a quarterback hurry and a pass defended and remained the starter for the rest of the season...**At New Orleans (10/19):** Responsible for one of the defense's seven sacks of Saints quarterback Danny Wuerffel...**Vs. Green Bay (12/14):** Tallied 1.5 sacks of Packers quarterback Brett Favre.

COLLEGE: Member of Nebraska's national championship teams in 1994 and 1995...**1996 (Sr.):** First team All-America by the *Poor Man's Guide* and All-Big 12 first-team after he led the Cornhuskers with five interceptions, one of which he returned for a touchdown, and totalled 51 tackles, six passes defended and five quarterback pressures...Started the first 10 games at rover and the final two at weakside linebacker...**1995 (Jr.):** Earned All-Big Eight second team recognition...Key member of a Nebraska team that became the first in 40 years to

win successive national championships...Amassed 53 tackles, two interceptions and six passes defended...**1994 (So.):** Started the first two games at free safety before suffering a torn ACL in his left knee that ended his season...**1993 (Fr.):** Played rover behind Toby Wright and finished with 23 tackles, two forced fumbles and a sack to garner second-team All Big-Eight honors from conference coaches...**1992:** Redshirted his true freshman year.

PERSONAL: Named the Panthers 2005 Walter Payton Man of the Year for his community efforts...Partnered with players Stephen Davis, Muhsin Muhammad and Mike Rucker to open Rucker House Learning Center in Harrisburg, NC, in June 2005...Learning center is 15,000 square foot state-of-the-art child development facility...Long-term goal of group is to franchise center in every NFL city, using players from those particular cities to own and market the business...Serves as the team's spokesperson for the Salvation Army Boys & Girls Club...An aspiring pastor, Minter is a speaker at local churches...Partner in a Charlotte real estate development firm...Owns a company that is a scouting service for high school football players...In addition to starting at free safety for Lawton (OK) HS, Minter led the state with 1,589 yards and 21 touchdowns on 187 carries his senior year...Averaged 21 points in basketball...A member of the National Honor Society...Received degree in engineering from Nebraska in December 1996...Lives in Charlotte...National Guard Youth Challenge program spokesman...YMCA of Greater Charlotte board member...Participated in mission trip to Africa...Regional speaker for the Kidney Foundation and serves on the Advisory Board...Wife: Kim...Daughters: Brianna and McKenna...Sons: Michael Jr. and Isaiah Kiante...Michael Christopher Minter.

CAREER **Mike Minter** **STATISTICS**

Year	Team	GP/GS	Tot	T	A	Sack	Yds	INT	Yds	Lg	TD	PD	FF	FR	Yds
1997	Carolina	16/11	83	62	21	3.5		0	0	-	0	10	2	2	0
1998	Carolina	6/4	29	26	3	0.0		1	7	7	0	8	0	0	0
1999	Carolina	16/16	91	67	24	1.0		3	69	44	0	6	2	2	30
2000	Carolina	16/16	142	91	51	1.0	14	2	38	30t	1	3	5	1	0
2001	Carolina	14/14	108	65	43	0.0	0	2	32	30	0	10	4	1	0
2002	Carolina	16/16	119	78	41	1.0	7	4	125	62	1	9	0	1	0
2003	Carolina	16/16	124	83	41	0.0	0	3	100	35t	2	7	1	0	0
2004	Carolina	16/16	94	45	49	2.0	12	0	0	-	0	13	1	2	0
2005	Carolina	16/16	71	43	28	1.5	13	1	47	47	0	10	1	0	0
2006	Carolina	16/16	92	55	37	0.0	0	1	3	3	0	5	0	1	0
Totals		148/141	953	615	338	10.0	46	17	421	62	4	81	16	10	30

POSTSEASON

Year	Team	GP/GS	Tot	T	A	Sack	Yds	INT	Yds	Lg	TD	PD	FF	FR	Yds
2003	Carolina	4/4	43	27	16	0.0	0	1	-1	-1	0	6	1	1	0
2005	Carolina	3/3	13	6	7	0.0	0	0	0	-	0	1	0	0	0
Totals		7/7	56	33	23	0.0	0	1	-1	-1	0	7	1	1	0

ADDITIONAL STATISTICS

SPECIAL TEAMS TACKLES: 1997 (15-9-6); 1999 (15-10-5); 2000 (12-8-4); 2001 (3-2-1); 2002 (6-4-2); 2003 (10-6-4).
BLOCKED FIELD GOALS: 2003 (1).

SINGLE-GAME CAREER HIGHS

- TACKLES** 18 two times, most recently at New England (2/1/04) (Playoffs)
- INTERCEPTIONS** 1 18 times, most recently vs Cleveland (10/8/06)
- SACKS** 1.5 vs Green Bay (12/14/97)
- FORCED FUMBLES** 1 16 times, most recently at Detroit (10/16/05)
- FUMBLE RECOVERIES** 2 at San Diego (9/14/97)
- LONG INT RETURN** 62 at Pittsburgh (12/15/02)
- LONG FUMBLE RETURN** 30 at St. Louis (11/14/99)
- TOUCHDOWNS** 1 four times, most recently at Arizona (12/14/03)

MINTER GAME-BY-GAME STATISTICS

2006 CAROLINA

Date	Opp	W/L P/S	T	S	A	SACK	OBP	FR	FF	PD	INT	YDS	LG	TD
09/10	ATLANTA	L S	6	4	2	-	1	-	-	-	-	-	-	-
09/17	@Minnesota	L S	8	6	2	-	-	-	-	-	-	-	-	-
09/24	@Tampa Bay	W S	6	1	5	-	-	-	-	-	-	-	-	-
10/01	NEW ORLEANS	W S	3	2	1	-	-	-	-	-	-	-	-	-
10/08	CLEVELAND	W S	7	2	5	-	-	-	-	-	1	3	3	-
10/15	@Baltimore	W S	5	3	2	-	-	-	-	1	-	-	-	-
10/22	@Cincinnati	L S	9	5	4	-	-	-	-	-	-	-	-	-
10/29	DALLAS	L S	16	10	6	-	-	-	-	-	-	-	-	-
11/13	TAMPA BAY	W S	5	4	1	-	-	-	-	-	-	-	-	-
11/19	ST. LOUIS	W S	-	-	-	-	-	-	-	1	-	-	-	-
11/26	@Washington	L S	5	2	3	-	-	-	-	-	-	-	-	-
12/04	@ Philadelphia	L S	6	6	-	-	-	-	-	1	-	-	-	-
12/10	NEWYORK GIANTS	L S	5	3	2	-	-	-	-	1	-	-	-	-
12/17	PITTSBURGH	L S	7	4	3	-	-	-	-	-	-	-	-	-
12/24	@Atlanta	W S	3	2	1	-	1	-	-	1	-	-	-	-
12/31	@New Orleans	W S	1	1	-	-	-	-	-	-	-	-	-	-
TOTALS		16/16	92	55	37	0.0	2	0	0	5	1	3	3	0

2005 CAROLINA

Date	Opp	W/L P/S	T	S	A	SACK	OBP	FR	FF	PD	INT	YDS	LG	TD
09/11	NEW ORLEANS	L S	4	2	2	-	-	-	-	1	-	-	-	-
09/18	NEW ENGLAND	W S	3	2	1	-	-	-	-	-	-	-	-	-
09/25	@ Miami	L S	3	3	-	-	-	-	-	1	-	-	-	-
10/03	GREEN BAY	W S	4	3	1	-	-	-	-	-	-	-	-	-
10/09	@ Arizona	W S	2	2	-	-	-	-	-	-	-	-	-	-
10/16	@ Detroit	W S	3	2	1	-	-	-	1	-	-	-	-	-
10/30	MINNESOTA	W S	4	2	2	-	-	-	-	-	-	-	-	-
11/06	@ Tampa Bay	W S	6	5	1	-	-	-	-	-	-	-	-	-
11/13	NEWYORK JETS	W S	4	2	2	-	-	-	-	-	-	-	-	-
11/20	@ Chicago	L S	9	7	2	-	-	-	-	1	-	-	-	-
11/27	@ Buffalo	W S	5	2	3	1.0	-	-	-	-	-	-	-	-
12/04	ATLANTA	W S	4	1	3	0.5	1	-	-	2	-	-	-	-
12/11	TAMPA BAY	L S	7	4	3	-	-	-	-	-	-	-	-	-
12/18	@ New Orleans	W S	6	1	5	-	-	-	-	1	1	47	47	-
12/24	DALLAS	L S	6	5	1	-	-	-	-	-	-	-	-	-
01/01	@ Atlanta	W S	1	-	1	-	-	-	-	4	-	-	-	-
TOTALS		16/16	71	43	28	1.5	1	0	1	10	1	47	47	0

POSTSEASON

01/08	@ N.Y. Giants	W S	4	1	3	-	1	-	-	-	-	-	-	-
01/15	@ Chicago	W S	6	2	4	-	-	-	-	-	-	-	-	-
01/22	@ Seattle	L S	3	3	-	-	-	-	-	1	-	-	-	-
TOTALS		3/3	13	6	7	0.0	1	0	0	1	0	0	0	0

2004 CAROLINA

Date	Opp	W/L	P/S	T	S	A	SACK	QBP	FR	FF	PD	INT	YDS	LG	TD
09/13	GREEN BAY	L	S	15	8	7	-	-	-	-	-	-	-	-	-
09/19	@ Kansas City	W	S	5	4	1	-	-	-	-	1	-	-	-	-
10/03	ATLANTA	L	S	5	-	5	-	-	-	-	1	-	-	-	-
10/10	@ Denver	L	S	11	3	8	-	1	-	-	-	-	-	-	-
10/17	@ Philadelphia	L	S	4	1	3	-	-	-	-	1	-	-	-	-
10/24	SAN DIEGO	L	S	7	5	2	-	-	-	1	2	-	-	-	-
10/31	@ Seattle	L	S	6	2	4	-	-	1	-	-	-	-	-	-
11/07	OAKLAND	L	S	5	3	2	-	-	-	-	2	-	-	-	-
11/14	@ San Francisco	W	S	7	3	4	1.0	-	-	-	-	-	-	-	-
11/21	ARIZONA	W	S	3	2	1	-	-	-	-	2	-	-	-	-
11/28	TAMPA BAY	W	S	4	2	2	1.0	-	1	-	-	-	-	-	-
12/05	@ New Orleans	W	S	4	2	2	-	-	-	-	3	-	-	-	-
12/12	ST. LOUIS	W	S	1	1	-	-	-	-	-	-	-	-	-	-
12/18	@ Atlanta	L	S	8	4	4	-	-	-	-	1	-	-	-	-
12/26	@ Tampa Bay	W	S	1	1	-	-	-	-	-	-	-	-	-	-
01/02	NEW ORLEANS	L	S	8	4	4	-	-	-	-	-	-	-	-	-
TOTALS			16/16	94	45	49	2.0	1	2	1	13	0	0	0	0

2003 CAROLINA

Date	Opp	W/L	P/S	T	S	A	Sack	QBP	FR	FF	PD	Int	Yds	LG	TD
09/07	JACKSONVILLE	W	S	9	7	2	-	1	-	-	-	-	-	-	-
09/14	@ Tampa Bay	W	S	5	3	2	-	-	-	-	-	-	-	-	-
09/28	ATLANTA	W	S	9	5	4	-	-	-	1	-	-	-	-	-
10/05	NEW ORLEANS	W	S	9	5	4	-	-	-	-	-	-	-	-	-
10/12	@ Indianapolis	W	S	6	4	2	-	-	-	-	-	-	-	-	-
10/19	TENNESSEE	L	S	6	5	1	-	-	-	-	-	-	-	-	-
10/26	@ New Orleans	W	S	10	7	3	-	-	-	-	1	-	7	7	-
11/02	@ Houston	L	S	6	5	1	-	-	-	-	-	-	-	-	-
11/09	TAMPA BAY	W	S	9	6	3	-	-	-	-	1	1	29	29	1
11/16	WASHINGTON	W	S	8	4	4	-	1	-	-	1	-	-	-	-
11/23	@ Dallas	L	S	6	3	3	-	-	-	-	1	-	-	-	-
11/30	PHILADELPHIA	L	S	8	8	-	-	1	-	-	-	-	-	-	-
12/07	@ Atlanta	L	S	12	6	6	-	1	-	-	1	-	-	-	-
12/14	@ Arizona	W	S	8	6	2	-	-	-	-	1	1	35	35	1
12/21	DETROIT	W	S	11	7	4	-	-	-	-	-	1	29	29	-
12/28	@ New York Giants	W	S	2	2	-	-	-	-	-	1	-	-	-	-
TOTALS			16/16	124	83	41	0.0	5	0	1	7	4	100	35	2

POSTSEASON

01/03	DALLAS	W	S	6	2	4	-	-	1	-	3	-	-	-	-
01/10	@ St. Louis	W	S	13	10	3	-	1	-	-	-	1	-1	-1	0
01/18	@ Philadelphia	W	S	6	5	1	0.5	-	-	1	2	-	-	-	-
02/01	@ New England	L	S	18	10	8	-	-	-	-	1	-	-	-	-
TOTALS			4/4	43	27	16	0.5	1	1	1	6	1	-1	-1	0

2002 CAROLINA

Date	Opp	W/L	P/S	T	S	A	Sack	QBP	FR	FF	PD	Int	Yds	LG	TD
09/08	BALTIMORE	W	S	6	4	2	-	-	-	-	-	-	-	-	-
09/15	DETROIT	W	S	3	-	3	-	-	-	-	2	1	40	40	1
09/22	@ Minnesota	W	S	4	2	2	-	-	-	-	-	1	-	-	-
09/29	@ Green Bay	L	S	9	8	1	-	-	-	-	1	-	-	-	-
10/06	ARIZONA	L	S	7	5	2	-	-	-	-	-	-	-	-	-
10/13	@ Dallas	L	S	10	5	5	1.0	-	-	-	-	-	-	-	-
10/20	@ Atlanta	L	S	8	6	2	-	-	-	-	-	-	-	-	-
10/27	TAMPA BAY	L	S	5	4	1	-	-	-	-	1	-	-	-	-
11/10	NEW ORLEANS	L	S	4	4	-	-	-	-	-	-	-	-	-	-
11/17	@ Tampa Bay	L	S	12	11	1	-	-	-	-	1	-	-	-	-
11/24	ATLANTA	L	S	18	15	3	-	-	1	-	-	-	-	-	-
12/01	@ Cleveland	W	S	6	2	4	-	-	-	-	1	1	23	23	0
12/08	CINCINNATI	W	S	8	4	4	-	-	-	-	-	-	-	-	-
12/15	@ Pittsburgh	L	S	8	5	3	-	-	-	-	1	1	62	62	0
12/22	CHICAGO	W	S	4	2	2	-	1	-	-	1	-	-	-	-
12/29	@ New Orleans	W	S	7	1	6	-	-	-	-	1	-	-	-	-
TOTALS			16/16	119	78	41	1.0	1	1	0	9	4	125	62	1

2001 CAROLINA

Date	Opp	W/L	P/S	T	S	A	Sack	QBP	FR	FF	PD	Int	Yds	LG	TD
09/09	@ Minnesota	W		INACTIVE/LEFT KNEE											
09/23	@ Atlanta	L		INACTIVE/LEFT KNEE											
09/30	GREEN BAY	L	S	6	5	1	-	-	-	-	2	-	-	-	-
10/07	@ San Francisco	L	S	6	3	3	-	-	-	1	-	-	-	-	-
10/14	NEW ORLEANS	L	S	9	4	5	-	-	-	-	1	-	-	-	-
10/21	@ Washington	L	S	9	5	4	-	-	-	1	2	-	-	-	-
10/28	NEWYORK JETS	L	S	4	2	2	-	-	-	-	-	1	30	30	-
11/04	@ Miami	L	S	8	2	6	-	-	-	-	3	-	-	-	-
11/11	@ St. Louis	L	S	10	7	3	-	-	-	1	-	-	-	-	-
11/18	SAN FRANCISCO	L	S	9	8	1	-	-	-	1	1	1	2	2	-
11/25	ATLANTA	L	S	7	3	4	-	-	-	-	-	-	-	-	-
12/02	@ New Orleans	L	S	9	7	2	-	-	-	-	-	-	-	-	-
12/09	@ Buffalo	L	S	12	7	5	-	-	-	-	-	-	-	-	-
12/23	ST. LOUIS	L	S	3	3	-	-	-	1	-	1	-	-	-	-
12/30	ARIZONA	L	S	4	2	2	-	-	-	-	-	-	-	-	-
01/06	NEW ENGLAND	L	S	12	7	5	-	-	-	-	-	-	-	-	-
TOTALS			14/14	108	65	43	0.0	0	1	4	10	2	32	30	0

2000 CAROLINA

Date	Opp	W/L	P/S	T	S	A	Sack	QBP	FR	FF	PD	Int	Yds	LG	TD
09/03	@ Washington	L	S	7	4	3	-	-	-	-	-	-	-	-	-
09/10	@ San Francisco	W	S	5	5	-	-	-	-	1	-	-	-	-	-
09/17	ATLANTA	L	S	12	5	7	-	-	-	-	-	-	-	-	-
10/01	DALLAS	L	S	8	4	4	-	-	-	-	-	-	-	-	-
10/08	SEATTLE	W	S	4	1	3	-	-	-	-	-	-	-	-	-
10/15	@ New Orleans	L	S	10	5	5	-	-	1	-	-	-	-	-	-
10/22	SAN FRANCISCO	W	S	11	6	5	-	-	-	-	-	1	30	30	1
10/29	@ Atlanta	L	S	11	6	5	-	-	-	1	-	1	8	8	0
11/05	@ St. Louis	W	S	8	6	2	-	-	-	-	-	-	-	-	-
11/12	NEW ORLEANS	L	S	10	7	3	1.0	-	-	-	-	-	-	-	-
11/19	@ Minnesota	L	S	10	8	2	-	-	-	1	-	-	-	-	-
11/27	GREEN BAY	W	S	9	7	2	-	-	-	1	1	-	-	-	-
12/03	ST. LOUIS	W	S	6	4	2	-	-	-	1	1	-	-	-	-
12/10	@ Kansas City	L	S	12	10	2	-	-	-	-	1	-	-	-	-
12/17	SAN DIEGO	W	S	11	9	2	-	-	-	-	-	-	-	-	-
12/24	@ Oakland	L	S	8	4	4	-	-	-	-	-	-	-	-	-
TOTALS			16/16	142	91	51	1.0	0	1	5	3	2	38	30	1

1999 CAROLINA

Date	Opp	W/L	P/S	T	S	A	Sack	QBP	FR	FF	PD	Int	Yds	LG	TD
09/12	@ New Orleans	L	S	6	4	2	-	-	-	-	1	-	-	-	-
09/19	JACKSONVILLE	L	S	9	7	2	-	-	-	-	1	-	-	-	-
09/26	CINCINNATI	W	S	9	5	4	-	-	-	-	-	-	-	-	-
10/03	@ Washington	L	S	4	2	2	-	-	-	-	-	-	-	-	-
10/17	@ San Francisco	W	S	4	3	1	-	-	-	-	1	-	-	-	-
10/24	DETROIT	L	S	10	8	2	-	-	-	1	1	-	-	-	-
10/31	@ Atlanta	L	S	6	5	1	-	-	-	-	-	-	-	-	-
11/07	PHILADELPHIA	W	S	5	4	1	-	-	1	-	-	-	-	-	-
11/14	@ St. Louis	L	S	4	2	2	-	-	1	-	-	-	-	-	-
11/21	@ Cleveland	W	S	3	3	-	1.0	-	-	1	-	-	-	-	-
11/28	ATLANTA	W	S	1	1	-	-	-	-	-	-	-	-	-	-
12/05	ST. LOUIS	L	S	6	5	1	-	-	-	-	-	1	0	0	-
12/12	@ Green Bay	W	S	4	3	1	-	-	-	-	-	-	-	-	-
12/18	SAN FRANCISCO	W	S	4	3	1	-	-	-	-	2	-	-	-	-
12/26	@ Pittsburgh	L	S	7	4	3	-	-	-	-	-	1	25	25	-
01/02	NEW ORLEANS	W	S	9	8	1	-	-	-	-	-	1	44	44	-
TOTALS		16/16		91	67	24	1.0	0	2	2	6	3	69	44	0

1998 CAROLINA

Date	Opp	W/L	P/S	T	S	A	Sack	QBP	FR	FF	PD	Int	Yds	LG	TD
09/06	ATLANTA	L	S	10	9	1	-	-	-	-	-	-	-	-	-
09/13	@ New Orleans	L	S	6	5	1	-	-	-	-	-	-	-	-	-
09/27	GREEN BAY	L		INACTIVE/STAPH INFECTION											
10/04	@ Atlanta	L		INACTIVE/STAPH INFECTION											
10/11	@ Dallas	L		INACTIVE/STAPH INFECTION											
10/18	@ Tampa Bay	L		INACTIVE/STAPH INFECTION											
10/25	BUFFALO	L		INACTIVE/STAPH INFECTION											
11/01	NEW ORLEANS	W		INACTIVE/STAPH INFECTION											
11/08	@ San Francisco	L		INACTIVE/STAPH INFECTION											
11/15	MIAMI	L		INACTIVE/STAPH INFECTION											
11/22	@ St. Louis	W		INACTIVE/STAPH INFECTION											
11/29	@ New York Jets	L		INACTIVE/STAPH INFECTION											
12/06	SAN FRANCISCO	L	P	1	1	-	-	-	-	-	1	-	-	-	-
12/13	WASHINGTON	L	P	-	-	-	-	-	-	-	-	-	-	-	-
12/20	ST. LOUIS	W	S	4	3	1	-	-	-	-	5	1	7	7	-
12/27	@ Indianapolis	W	S	8	8	-	-	-	-	-	2	-	-	-	-
TOTALS		6/4		29	26	3	0.0	0	0	0	8	1	7	7	0

1997 CAROLINA

Date	Opp	W/L	P/S	T	S	A	Sack	QBP	FR	FF	PD	Int	Yds	LG	TD
08/31	WASHINGTON	L	P	1	1	-	-	-	-	-	1	-	-	-	-
09/07	@ Atlanta	W	P	-	-	-	-	-	-	-	1	-	-	-	-
09/14	@ San Diego	W	P	5	5	-	1.0	-	2	-	-	-	-	-	-
09/21	KANSAS CITY	L	P	5	4	1	-	-	-	-	-	-	-	-	-
09/29	SAN FRANCISCO	L	P	2	2	-	-	-	-	-	-	-	-	-	-
10/12	@ Minnesota	L	S	13	11	2	-	-	1	-	1	-	-	-	-
10/19	@ New Orleans	W	S	5	2	3	1.0	1	-	-	-	-	-	-	-
10/26	ATLANTA	W	S	6	5	1	-	-	-	-	-	-	-	-	-
11/02	OAKLAND	W	S	4	2	2	-	-	-	-	4	-	-	-	-
11/09	@ Denver	L	S	4	3	1	-	-	-	-	-	-	-	-	-
11/16	@ San Francisco	L	S	8	5	3	-	-	1	-	1	-	-	-	-
11/23	@ St. Louis	W	S	3	3	-	-	-	-	-	1	-	-	-	-
11/30	NEW ORLEANS	L	S	6	6	-	-	-	-	-	-	-	-	-	-
12/08	@ Dallas	W	S	3	1	2	-	-	-	-	-	-	-	-	-
12/14	GREEN BAY	L	S	8	5	3	1.5	-	1	-	1	-	-	-	-
12/20	ST. LOUIS	L	S	10	7	3	-	-	1	-	1	-	-	-	-
TOTALS		16/11		83	62	21	3.5	4	2	2	10	0	0	0	0



Will MONTGOMERY

center

66

6-3 • 312 • Virginia Tech

Birthdate:2/13/83
 Hometown:Clifton, VA
 High School:Centreville
 NFL:2nd Season
 Panthers:2nd Season
 How Acquired:D7 '06



PRO CAREER

- Started his first NFL game at right guard at Minnesota (09/17/06).
- Contributed to an offensive unit that rushed a team record 52 times for 183 yards at Atlanta (12/24/06).

TRANSACTIONS: Selected by Carolina in the seventh round (234th overall) of the 2006 NFL Draft (4/30/06).

GP/GS: Career (7/4); 2006 (7/4).

2006: Played in seven games with four starts...Efforts helped an offensive line that ranked 10th in the NFL in sacks per pass play while starting nine different combinations...Contributed on special teams...**At Minnesota (09/17):** Registered first NFL start...**Vs. New Orleans (10/1):** Replaced illness stricken Mike Wahle at left guard...Contributed to an offensive effort that produced 167 yards rushing and gave up only one sack...**At Atlanta (12/24):** Started at left guard for an injured Mike Wahle...Contributed to an offensive unit that rushed a team record 52 times for 183 yards...Team's 52 rushes surpassed previous mark of 45, last accomplished at Dallas (12/8/97)...Efforts helped offense control possession for 41:47, the second-highest mark in team history behind 41:51 set at New Orleans (12/5/04)...Played on special teams...**At New Orleans (12/31):** Started at left guard...Contributed to an offensive unit that did not allow any sacks for the third time of the season (vs Tampa Bay 11/13 and at Philadelphia 12/4)...Efforts helped offense score a season high 31 points...Contributed on special teams.

COLLEGE: Named Atlantic Coast Conference Offensive Lineman of the Week three times in 2005...Started 36 games at Virginia Tech alternating between center and guard, after arriving as a walk-on defensive tackle...Helped open running lanes for Kevin Jones and Lee Suggs to combine for 2,100 rushing yards...**2005 (Sr.):** First-team Atlantic Coast Conference...Started all 13 games, including Gator Bowl...Started five games at center and eight at left guard...Earned ACC Offensive Lineman of the Week honors against Duke, Virginia and North Carolina...Saw action on special teams...**2004 (Jr.):** Made transition from guard to center position...Started all 13 games, including Sugar Bowl...Earned All-ACC Honorable Mention honors...Contributed to offense that averaged 150 yards rushing per game...Efforts helped offense finish in the top five all-time in school history in scoring, total offense and passing yardage...Opened running lanes for running back Mike Imoh to set a school single-game record with 242 yards rushing against North

MONTGOMERY



PANTHERS TALE

Will enjoys playing golf in his free time. He began playing golf in college and is excited about the chance to golf in local charity tournaments. "My game needs a lot of work right now, but it's something that I love to do to get away from football. I'm still working on my slice," says Will.

Carolina...Saw action on special teams....**2003 (So.):** Appeared in all 13 games with 10 starts, including Insight Bowl...Member of offensive line that allowed only 17 sacks on the season...Efforts helped offense average 401.8 yards per contest...Made his first collegiate start against Central Florida...Saw action on special teams....**2002 (Fr.):** Played in four games as a reserve offensive lineman...Utilized primarily on special teams...Played as reserve guard in his first collegiate game against Arkansas State...Named Hokies most improved player during spring practice...**2001:** Redshirted as a freshman...Switched to offensive guard after arriving at school as a defensive lineman.

PERSONAL: First-team all-state as a defensive lineman by *The Associated Press* as a senior at Centreville HS in Clifton, VA...Finished senior season with 85 tackles, eight sacks and one blocked punt...Played basketball and baseball...Majored in business information technology and earned a master's in health promotion with a 3.9 GPA...Participated in Read Across America Day and the 2007 Caravan Tour...Single...Lives in Clifton, VA...William Michael Montgomery.



in the community

The Numbers Crunch is a marquee math competition for high school math teams in North and South Carolina held at Bank of America Stadium. The competition uses football variables to challenge "mathletes" in physics, geometry and other problem-solving disciplines.



Kindal **MOOREHEAD** 94 defensive tackle

6-2 • 285 • Alabama
 Birthdate:.....10/14/78
 Hometown:.....Memphis, TN
 High School:.....Melrose
 NFL:.....5th Season
 Panthers:.....5th Season
 How Acquired:.....D5 '03



PRO CAREER:

- Accumulated a career-high five sacks in 2005 to tie Al Wallace for third among Panthers defensive linemen behind Julius Peppers' 10.5 sacks and Mike Rucker's 7.5 sacks.
- Produced the second multi-sack game of his career and matched his career high with two sacks in season finale at Atlanta (1/1/06), taking down Falcons quarterbacks Michael Vick and Matt Schaub once each.
- Started 12 games and posted 50 tackles, two sacks and returned his lone interception for a touchdown in 2004 after starting defensive tackle Kris Jenkins was lost for the season with an injured left shoulder.
- Considered one of six "starters" on a defense that ranked fourth in the NFL and first in the NFC with 38 take-aways in 2004.
- Registered first career interception at Tampa Bay (12/26/06) off of Buccaneers quarterback Brian Griese and returned it 17 yards for a touchdown.
- Generated a career-high two sacks of Chris Chandler versus St. Louis (12/12/04).
- Corralled first NFL fumble recovery at New Orleans (12/5/04) from running back Deuce McAllister to set up Carolina's first touchdown of the game.

TRANSACTIONS: Selected in the fifth round (145th overall) of the 2003 NFL Draft (4/27/03).

GP/GS: Career (59/12) [3/0]; 2006 (16/0); 2005 (15/0) [3/0]; 2004 (14/12); 2003 (14/0) [0/0].

2006: Appeared in all 16 contests...Contributed 17 tackles, a half-sack and six quarterback hurries...Key contributor to a defensive unit that finished seventh in the NFL in total defense and tied for eighth in scoring defense, allowing 19.1 points per game...Helped unit rank 11th in the League in rushing yards per game, third in third-down efficiency and seventh in sacks per pass play...41 sacks by defense is the fourth-highest amount in team history...Helped defense limit opponents to less than 100 yards rushing in nine contests...
Vs. St. Louis (11/19): Teamed with defensive tackle Damione Lewis to sack Rams quarterback Marc Bulger for a 10-yard loss...Contributed to a defensive effort that limited the Rams to 111 total yards in the third regular season shutout in club history.

2005: Played in 15 contests...Contributed 31 tackles, a career-high five sacks, nine quarterback hurries, one pass defended and two fumble recoveries...Helped team lead NFC with a



PANTHERS TALE

Kindal and Dwayne Robertson both played on the defensive line at Melrose HS in Memphis, TN. Robertson was selected fourth overall by the N.Y. Jets in 2002 and was the first defensive lineman chosen.

team-record 42 take-aways and a plus-16 turnover differential...Key component of defense that finished third in the NFL, the second-highest ranking in team history behind the 2002 unit that ranked second...Ranked fourth in the League in rushing defense, allowing 91.6 rushing yards per game, fifth in scoring defense, yielding 16.2 points per game and seventh in sacks per pass play...40 sacks recorded by defense since Week Six of the regular season led the NFL...Rushing yards allowed per game were fewest in team history, points per game ranked as second-fewest and total yards allowed per game ranked as third-fewest...45 sacks by defense is third-highest amount in team history...Inactive versus New Orleans (9/11)...**POSTSEASON:** Played in all three contests...Tallied three tackles...**Vs. Green Bay (10/3):** Recovered fumble created by Mike Rucker's sack of Packers quarterback Brett Favre on Green Bay's first possession of the game...Turnover led to team's first touchdown...**At Detroit (10/16):** Recovered fumble forced by Julius Peppers...**Vs. Minnesota (10/30):** Posted one sack of Vikings quarterback Brad Johnson...**Vs. New York (11/13):** Tallied one sack of Jets quarterback Brooks Bollinger...Three points surrendered represented a season low for the defense...**At Atlanta (1/1):** Responsible for two of five sacks recorded by Carolina...Sacked Falcons quarterback Michael Vick and Matt Schaub once each...Matched career high established versus St. Louis (12/12/04)...**NFC Wild Card at New York Giants (1/8):** Part of defensive effort that held scoreless a Giants offense that ranked third in the NFL in points per game...Panthers became the first team to register a shutout on the road in the playoffs since 1980 when the Los Angeles Rams posted a 9-0 victory at Tampa Bay (1/5/80) in the 1979 NFC Championship...Carolina shutout was third in team history, matching 24-0 victory versus Tampa Bay (12/1/96) and 13-0 win at New Orleans (10/19/97).

2004: Played in 14 games with 12 starts...Responsible for 50 tackles, an interception return for a touchdown, one fumble recovery, six quarterback hurries and two passes defended...Earned starts after Kris Jenkins was lost for the season with an injured left shoulder suffered at Kansas City (9/19)...Contributed to a defense that tied a team record with 38 takeaways, including 29 in the second half of the season...Defense led the NFC and ranked second in the NFL for take-aways, and the team finished the year with a plus 12 turnover ratio, a differential that ranked first in the NFC...Contributed to a defensive front that held opponents to fewer than 100 yards on the ground in six of their last nine games, yielding an average of 70.3 yards during those six games...Helped defense collect 23 sacks in the final eight games and collect 38 take-aways, including 29 in the second half of the season, which tied a team record that previously had been achieved in 1996 and 2000...Inactive versus Green Bay (9/13) and versus Oakland (11/7) with an injured right shoulder...**At Denver (10/10):** Made his first career start at defensive tackle for injured Brentson Buckner, who was inactive with an injured right knee...Collected six tackles...**Vs. St. Louis (12/12):** Collected his first two career sacks off Rams quarterback Chris Chandler...**At New Orleans (12/5):** Corralled first career fumble recovery from Saints running back Deuce McAllister...Turnover led to Carolina's first touchdown of the game and 13-0 lead...**At Tampa Bay (12/26):** Recorded his first career interception off of Buccaneers quarterback Brian Griese and returned it 17 yards for a touchdown that increased Carolina's lead to 37-20...Posted a career-high seven tackles...Interception return for touchdown was the second of the season by a Panthers defensive lineman off Tampa Bay quarterback Brian Griese...Marked first season in team history that two defensive linemen returned interceptions for touchdowns...Defensive end Julius Peppers returned a Griese pass 46 yards for his first career touchdown (11/28).

2003: Played in 14 games...Tallied 13 tackles, four quarterback hurries and one batted pass...Inactive versus Jacksonville (9/7) and at Tampa Bay (9/14)...**POSTSEASON:** Inactive for all four postseason contests...**GAME HIGHLIGHTS - At New York Giants (12/28):** Recorded a season-high five tackles and two quarterback hurries...Contributed to a defensive effort that pressured Giants quarterback Jesse Palmer 27 times.

COLLEGE: 2002 (Sr.): Consensus All-SEC first-team choice...Recorded nine sacks to help the team rank fifth in the nation with 46 sacks...Started all 12 games and was responsible for 54 tackles, one forced fumble, 20 quarterback pressures and three batted

passes...Accounted for sacks in nine of 13 games, including the final six contests...**2001 (Jr.):** Returned from injury to garner All-SEC first-team recognition from the *Football News* and earn second-team honors from conference coaches...Compiled 41 tackles, 5.5 sacks, one interception, 12 quarterback pressures and three batted passes...**2000:** Granted a medical redshirt after suffering a torn Achille's tendon in his right ankle during an August scrimmage...**1999 (So.):** Second-team All-SEC choice by The Associated Press...Collected 39 tackles, 5.5 sacks, three forced fumbles, 13 tackles for a loss and one batted pass...Ranked second on the team with 24 quarterback hurries...Scored his second career safety on a sack at Auburn...**1998 (Fr.):** Freshman All-SEC pick by *Football News* and *The Sporting News*...Produced 31 tackles and five sacks.

PERSONAL: Starred at defensive end and linebacker at Melrose HS in Memphis, TN...Earned All-State honors as a senior...Amassed 150 tackles, 21 sacks and two interceptions...Team registered an undefeated season and state championship as a junior...Graduated in December 2002 with a degree in General Health Studies...Lives in Charlotte...Wife: Nephateria...Daughters: Kimya, Kala...Son: Kindal Jr....Kindal Jerome Moorehead.

CAREER **Kindal Moorehead** STATISTICS

Year	Team	GP/GS	Tot	T	A	Sack	Yds	INT	Yds	Lg	TD	PD	FF	FR	Yds
2003	Carolina	14/0	13	4	9	0.0	0	0	0	-	0	1	0	0	0
2004	Carolina	14/12	50	36	14	2.0	16	1	17	17	1	2	0	1	0
2005	Carolina	15/0	31	21	10	5.0	40	0	0	-	0	1	0	2	0
2006	Carolina	16/0	17	10	7	0.5	5	0	0	-	0	0	0	0	0
Totals		59/12	111	71	40	7.5	61	1	17	17	1	4	0	3	0

		POSTSEASON													
Year	Team	GP/GS	Tot	T	A	Sack	Yds	INT	Yds	Lg	TD	PD	FF	FR	Yds
2003	Carolina	0/0	0	0	0	0.0	0	0	0	-	0	0	0	0	0
2005	Carolina	3/0	3	3	0	0.0	0	0	0	-	0	0	0	0	0
Totals		3/0	3	3	0	0	0	0	0	0	0	0	0	0	0

		SINGLE-GAME CAREER HIGHS													
TACKLES	7	vs New Orleans (1/2/05)													
INTERCEPTIONS	1	at Tampa Bay (12/26/04)													
SACKS	2	two times, most recently at Atlanta (1/1/06)													
FUMBLE RECOVERIES	1	three times, most recently at Detroit (10/16/05)													

MOOREHEAD GAME-BY-GAME STATISTICS

2006 CAROLINA

Date	Opp	W/L	P/S	T	S	A	SACK	QBP	FR	FF	PD	INT	YDS	LG	TD
09/10	ATLANTA	L	P	2	1	1	-	-	-	-	-	-	-	-	-
09/17	@ Minnesota	L	P	-	-	-	-	1	-	-	-	-	-	-	-
09/24	@ Tampa Bay	W	P	2	1	1	-	1	-	-	-	-	-	-	-
10/01	NEW ORLEANS	W	P	1	1	-	-	-	-	-	-	-	-	-	-
10/08	CLEVELAND	W	P	1	1	-	-	-	-	-	-	-	-	-	-
10/15	@ Baltimore	W	P	1	1	-	-	1	-	-	-	-	-	-	-
10/22	@ Cincinnati	L	P	1	-	1	-	-	-	-	-	-	-	-	-
10/29	DALLAS	L	P	1	1	-	-	-	-	-	-	-	-	-	-
11/13	TAMPA BAY	W	P	2	1	1	-	1	-	-	-	-	-	-	-
11/19	ST. LOUIS	W	P	1	-	1	0.5	-	-	-	-	-	-	-	-
11/26	@ Washington	L	P	-	-	-	-	-	-	-	-	-	-	-	-
12/04	@ Philadelphia	L	P	1	1	-	-	-	-	-	-	-	-	-	-
12/10	NEW YORK GIANTS	L	P	1	-	1	-	-	-	-	-	-	-	-	-
12/17	PITTSBURGH	L	P	1	1	-	-	-	-	-	-	-	-	-	-
12/24	@ Atlanta	W	P	1	1	-	-	1	-	-	-	-	-	-	-
12/31	@ New Orleans	W	P	1	-	1	-	-	-	-	-	-	-	-	-
TOTALS				16/0	17	10	7	0.5	6	0	0	0	0	0	0

2005 CAROLINA


Date	Opp	W/L	P/S	T	S	A	SACK	QBP	FR	FF	PD	INT	YDS	LG	TD	
09/11	NEW ORLEANS	L					INACTIVE									
09/18	NEW ENGLAND	W	P	-	-	-	-	-	-	-	-	-	-	-	-	-
09/25	@ Miami	L	P	3	2	1	-	1	-	-	-	-	-	-	-	-
10/03	GREEN BAY	W	P	-	-	-	-	2	1	-	-	-	-	-	-	-
10/09	@ Arizona	W	P	4	3	1	-	2	-	-	-	-	-	-	-	-
10/16	@ Detroit	W	P	3	2	1	-	-	1	-	-	-	-	-	-	-
10/30	MINNESOTA	W	P	3	2	1	1.0	-	-	-	1	-	-	-	-	-
11/06	@ Tampa Bay	W	P	-	-	-	-	1	-	-	-	-	-	-	-	-
11/13	NEWYORK JETS	W	P	3	3	-	1.0	-	-	-	-	-	-	-	-	-
11/20	@ Chicago	L	P	2	1	1	-	-	-	-	-	-	-	-	-	-
11/27	@ Buffalo	W	P	2	2	-	-	1	-	-	-	-	-	-	-	-
12/04	ATLANTA	W	P	2	1	1	-	-	-	-	-	-	-	-	-	-
12/11	TAMPA BAY	L	P	1	1	-	1.0	-	-	-	-	-	-	-	-	-
12/18	@ New Orleans	W	P	5	2	3	-	1	-	-	-	-	-	-	-	-
12/24	DALLAS	L	P	-	-	-	-	-	-	-	-	-	-	-	-	-
01/01	@ Atlanta	W	P	3	2	1	2.0	1	-	-	-	-	-	-	-	-
TOTALS			15/0	31	21	10	5.0	9	2	0	1	0	0	0	0	0

POSTSEASON

01/08	@ N.Y. Giants	W	P	-	-	-	-	-	-	-	-	-	-	-	-	-
01/15	@ Chicago	W	P	1	-	1	-	-	-	-	-	-	-	-	-	-
01/22	@ Seattle	L	P	2	1	1	-	-	-	-	-	-	-	-	-	-
TOTALS			3/0	3	1	2	0.0	0	0	0	0	0	0	0	0	0

2004 CAROLINA

Date	Opp	W/L	P/S	T	S	A	SACK	QBP	FR	FF	PD	INT	YDS	LG	TD	
09/13	GREEN BAY	L					INACTIVE									
09/19	@ Kansas City	W	P	5	4	1	-	-	-	-	-	-	-	-	-	-
10/03	ATLANTA	L	P	3	2	1	-	-	-	-	-	-	-	-	-	-
10/10	@ Denver	L	S	6	5	1	-	-	-	-	-	-	-	-	-	-
10/17	@ Philadelphia	L	S	2	2	-	-	-	-	-	-	-	-	-	-	-
10/24	SAN DIEGO	L	S	4	3	1	-	-	-	-	-	-	-	-	-	-
10/31	@ Seattle	L	S	1	1	-	-	-	1	-	-	-	-	-	-	-
11/07	OAKLAND	L					INACTIVE/SHOULDER									
11/14	@ San Francisco	W	S	3	3	-	-	-	-	-	-	-	-	-	-	-
11/21	ARIZONA	W	S	1	-	1	-	1	-	-	1	-	-	-	-	-
11/28	TAMPA BAY	W	S	4	2	2	-	1	-	-	-	-	-	-	-	-
12/05	@ New Orleans	W	S	1	1	-	-	2	1	-	1	-	-	-	-	-
12/12	ST. LOUIS	W	S	5	3	2	2.0	-	-	-	-	-	-	-	-	-
12/18	@ Atlanta	L	S	4	4	-	-	1	-	-	-	-	-	-	-	-
12/26	@ Tampa Bay	W	S	4	2	2	-	-	-	-	-	1	17	17	1	
01/02	NEW ORLEANS	L	S	7	4	3	-	-	-	-	-	-	-	-	-	-
TOTALS			14/12	50	36	14	2.0	8	1	0	2	1	17	17	1	



in the community

Each March, the Carolina Panthers celebrate Dr. Seuss' birthday by participating in Read Across America Day at a local elementary school. Panthers players, Sir Purr and members of the TopCats spend time reading and promoting the importance of literacy in this annual program.



Dan **MORGAN** linebacker

55

6-2 • 245 • Miami (FL)

Birthdate:.....12/19/78
 Hometown:.....Coral Springs, FL
 High School:.....Taravella
 NFL:.....7th Season
 Panthers:.....7th Season
 How Acquired:.....D1'01



PRO CAREER:

- **AMONG PANTHERS ALL-TIME TACKLE LEADERS:** Ranks third all-time with 432 tackles, behind Mike Minter, who has 953 stops and Mike Rucker, who has 496...One of four players in team history with 400 or more tackles...Morgan, Rucker and Minter are joined by linebacker Will Witherspoon, who ended his Panthers career with 421 tackles.
- 56 career starts are the most in team history by a linebacker.
- Earned first career Pro Bowl selection in 2004, representing the NFC as the starting middle linebacker.
- Established career high with 109 tackles in 2004, a total that ranked second on the defense.
- Garnered NFC Player of the Week recognition for first time of his career after totalling a personal-best two interceptions of Rams quarterback Chris Chandler versus St. Louis (12/12/04) as key contributor to defensive effort that resulted in a team-record six interceptions.
- Including the postseason, Carolina was 11-1 in contests that Morgan played in their entirety in 2003. He was the team's tackling leader in nine of those games, including all four playoff contests.
- Amassed career-high 25 tackles against New England (2/1/04) in Super Bowl XXXVIII, the highest single-game total in team history for a regular or postseason contest.
- Responsible for one of NFC Championship's biggest plays with his interception of Eagles quarterback Koy Detmer late in the fourth quarter with the Eagles threatening from the Carolina 11-yard line at Philadelphia (1/18/04).
- Posted a career-high two interceptions in 2002, including a game-clinching interception versus Baltimore (9/8/02) in the season opener.
- All-rookie selection by *Pro Football Weekly* in 2001.
- First NFL interception came versus St. Louis (12/23/01) on a pass thrown by Rams quarterback Kurt Warner.
- Registered his first NFL sack when he tackled Bills quarterback Alex Van Pelt at Buffalo (12/9/01).

MORGAN



PANTHERS TALE

Dan partnered with former teammate and St. Louis Rams linebacker Will Witherspoon to open Club K-9 in the 2006 offseason. Club K-9 is a luxury dog care facility that offers boarding, obedience training and pet care services. Morgan also opened Morgan, Jervis and Witherspoon Commercial and Residential Real Estate, a full service real estate company.

- Chosen by Carolina in the first round (11th overall), he was the first linebacker selected in the 2001 Draft.
- Only player in college football history to win the Butkus Award, Bednarik Award and Nagurski Award during his career, earning all three his senior season in 2000.
- Only three-time captain in Miami history, his 532 tackles stand as the most in Hurricanes annals and Big East Conference history.

TRANSACTIONS: Signed to contract extension by Carolina (8/22/05)...Placed on injured reserve by Carolina with an injured left shoulder (12/12/02)...Selected by Carolina in the first round (11th overall pick) of the 2001 NFL Draft (4/21/01).

GP/GS: Career (56/56) [7/7]; 2006 (1/1); 2005 (13/13) [3/3]; 2004 (12/12); 2003 (11/11) [4/4]; 2002 (8/8); 2001 (11/11).

2006: Was injured in the first week of the season and missed the final 15 games...Placed on injured reserve by Carolina with a head injury (10/14)...Posted two tackles...**Vs. Atlanta (9/10):** Registered two tackles before leaving the contest in the second quarter with a head injury.

2005: Started 13 games and was inactive for three contests...Ranked third on the team with 90 tackles, matching the second-highest total of his career...Responsible for a career-high three sacks, one forced fumble, one fumble recovery, four passes defended and six quarterback hurries...Helped Panthers lead NFC with a team-record 42 take-aways and a plus-16 turnover differential...Key component of defense that finished third in the NFL, the second-highest ranking in team history behind the 2002 unit that ranked second...Ranked fourth in the League in rushing defense, allowing 91.6 rushing yards per game, and fifth in scoring defense, yielding 16.2 points per game...Rushing yards allowed per game were fewest in team history, points per game ranked as second-fewest and total yards allowed per game ranked as third-fewest...Left contest at Chicago (11/20) with a sprained ankle that caused him to be inactive at Buffalo (11/27) and versus Atlanta (12/4)...Suffered injured shoulder versus Dallas (12/24) that caused him to be inactive in season finale at Atlanta (1/1)...**POSTSEASON:** Started all three games...Led team with 19 tackles...Tallied one sack and two quarterback hurries...Team postseason tackles leader in 2003 and 2005...**Vs. New England (9/18):** Recovered fumble on Patriots final possession to secure 27-17 victory...**At Arizona (10/9):** Notched sack of Arizona quarterback Josh McCown...**At Detroit (10/16):** Produced a sack of Lions quarterback Joey Harrington...Part of defensive effort that netted six sacks, four turnovers and limited the Lions to a season-low 209 yards...**Vs. Minnesota (10/30):** Responsible for sack of Vikings quarterback Daunte Culpepper...Marked career-high third sack of the season...**Vs. New York Jets (11/13):** Forced rare fumble by Jets running back Curtis Martin that led to a Panthers field goal...**NFC Wild Card at New York Giants (1/8):** Part of defensive effort that held scoreless a Giants offense that ranked third in the NFL in points per game...Panthers became the first team to register a shutout on the road in the playoffs since 1980 when the Los Angeles Rams posted a 9-0 victory at Tampa Bay (1/5/80) in the 1979 NFC championship...Carolina shutout was third in team history, matching 24-0 victory versus Tampa Bay (12/1/96) and 13-0 win at New Orleans (10/19/97)...**NFC Championship at Seattle (1/22):** Recorded sack of Seahawks quarterback Matt Hasselbeck.

2004: Started at middle linebacker in all 12 games he played...Finished second on the team with 109 tackles, along with two interceptions, one forced fumble, two fumble recoveries, two sacks and five passes defended...Established personal best in tackles, sacks and passes defended...109 tackles bettered previous career high of 90 tackles set in 2003...Accumulated at least 10 tackles in seven games and led the team in tackles in eight contests...Integral part of defense that led NFL with 26 interceptions and ranked second with 38 take-aways...Team finished fourth in the League with a plus 12 turnover differential...Unit established team single-season marks for interceptions and interception return yards, surpassing previous marks of 24 interceptions and 374 interception return yards in 2001...Defense tied record for take-aways that had been achieved in 1996 and 2000...Suffered concussion at Seattle (10/31)

that caused him to exit game in the second quarter and be inactive versus Oakland (11/7)...Left contest at San Francisco (11/14) with concussion that caused him to be inactive versus Arizona (11/21), versus Tampa Bay (11/28) and at New Orleans (12/5)...**PRO BOWL:** Elected starting middle linebacker in his first career Pro Bowl...One of four players selected, joining fellow linebacker Mark Fields, Muhsin Muhammad and Julius Peppers...Second consecutive season that Carolina represented by three defensive players and four players overall...Stephen Davis, Kris Jenkins, Mike Rucker and Todd Sauerbrun were chosen in 2002...Fourth Panthers linebacker to garner Pro Bowl honors and the first since the 1998 season, joining two-time Pro Bowler Kevin Greene, who was selected in 1996 and 1998, and Lamar Lathon and Sam Mills, who were both invited in 1996...Morgan, the Panthers first-round draft choice in 2001, became the third member of his draft class to make the Pro Bowl, joining Jenkins, the team's second-round pick and a Pro Bowler in 2002 and 2003, and third-round pick Steve Smith who earned a trip in 2001...**HONORS:** *Pro Football Weekly* All-NFC...**NFC PLAYER OF THE WEEK/MONTH:** Selected NFC Defensive Player of the Week for the first time of his career following performance versus St. Louis (12/12)...Posted a career-high two interceptions and led the team with seven tackles in addition to registering one pass defended and one forced fumble...Third linebacker in team history to earn honor, joining Sam Mills for his effort versus the New York Jets (10/15/95) in the first regular-season victory in franchise history and Kevin Greene for his performance versus Philadelphia (11/7/99)...**GAME HIGHLIGHTS - Vs. Kansas City (9/19):** Sacked Chiefs quarterback Trent Green once...**Vs. San Diego (10/24):** Recovered LaDanian Tomlinson fumble caused by Mike Minter on Chargers first offensive play...Sacked quarterback Drew Brees once...**Vs. St. Louis (12/12):** Marked permanent return to starting lineup with most productive performance of the season...Earned NFC Defensive Player of the Week recognition for the first time of his career...Posted a career-high two interceptions of Rams quarterback Chris Chandler...Led team with seven tackles and registered one pass defended and one forced fumble...Morgan and Ricky Manning Jr. each recorded two interceptions off of Chandler in the contest...[Last time two players from the same team had two or more interceptions in the same game was Denver vs. New England (10/28/01)]...Morgan and Manning Jr. joined Colin Branch and Chris Gamble as Carolina players who recorded two interceptions in a single game in 2004...Branch's two interceptions occurred earlier in season versus Arizona (11/21)...Gamble's occurred at Atlanta (12/18)...Keyed defensive effort that produced a team-record six interceptions and equalled a team mark with seven take-aways...Six interceptions bettered team's previous mark of four that had been accomplished on six occasions, most recently at San Francisco (11/14) earlier in the season...Seven take-aways equalled a team record that had been previously set versus St. Louis (12/3/00)...**At Atlanta (12/18):** Recovered fumble by Falcons tight end Alge Crumpler in the fourth quarter.

2003: Started at middle linebacker in all 11 games he played and was inactive for five contests...Started all four postseason games...Despite missing five games, ranked fourth on the defense with 90 tackles in addition to garnering one forced fumble, two fumble recoveries, seven quarterback hurries and three passes defended...Led or tied for the team lead in tackles in six-of-the-eight games he played in their entirety during the regular season and all four postseason games...Key contributor to defensive unit that ranked eighth in the NFL in total defense, marking the first time in Panthers history that the defense ranked among the top 10 in the NFL in that category for two consecutive seasons...Injured right hamstring during practice for Buccaneers contest and was inactive at Tampa Bay (9/14) and versus Atlanta (9/28)...Left game versus Tennessee (10/19) in first quarter with concussion that caused him to leave following game versus New Orleans (10/26) in the second quarter and to be inactive at Houston (11/2)...Exited contest versus Philadelphia (11/30) with dizziness that caused him to be inactive for precautionary reasons at Atlanta (12/7) and at Arizona (12/14)...**POSTSEASON:** Started all four contests and led team with 57 tackles in addition to delivering one interception, five quarterback hurries and one pass defended...Led team in tackles and recorded more than 10 stops in three games. **WITH MORGAN IN THE LINEUP:** Including the postseason, Carolina was 11-1 in contests in which Morgan played in their entirety in 2003...Team's tackling leader in nine of those games, including all four playoff

games...Accumulated at least 10 tackles in seven contests...Opponents rushed for less than 100 yards in nine of those games...In regular season games Morgan played in their entirety, opposing teams averaged 80.3 yards rushing and 271.5 total net yards.

GAME HIGHLIGHTS – Vs. Detroit (12/21): Tallied six tackles as part of defensive effort that limited Lions offense to 106 total net yards, the second-lowest amount allowed by a Panthers defense in team history bettering the previous total of 122 yards recorded in 2002 contest versus Detroit (9/15/02)...**NFC Championship at Philadelphia (1/18):** Responsible for one of the game's biggest plays with interception of Eagles quarterback Koy Detmer late in the fourth quarter with Philadelphia at Carolina's 11-yard line...Posted team-high 12 tackles...**Super Bowl XXXVIII vs. New England:** Amassed a career-high 25 tackles, the highest amount ever recorded in team history for a regular season or postseason game...Bettered the previous team single-game best of 18 stops set by Micheal Barrow versus Atlanta (9/6/98) and tied by Mike Minter versus Atlanta (11/24/02).

2002: Moved to middle linebacker after starting at outside linebacker his rookie year...Started all eight games he played....Inactive for five contests...Recorded 66 tackles, one sack, two interceptions, one forced fumble, two passes defended and one quarterback pressure...Led team in tackles in five of his eight starts and posted three games with at least 10 tackles...Member of defense that is the only unit since the NFL merger to improve from last in the League in total defense to second in a span of one season...Missed games at Atlanta (10/20), versus New Orleans (11/10) and at Tampa Bay (11/17) with a groin injury... Inactive at Cleveland (12/1) and versus Cincinnati (12/8) with an injured left shoulder that eventually caused him to be placed on injured reserve (12/12)...**Vs. Baltimore (9/8):** Interception off Ravens quarterback Chris Redman sealed win for the Panthers in their season opener and first game under head coach John Fox... With Panthers clinging to 10-7 lead late in the fourth quarter, Julius Peppers batted a pass by Redman that Morgan cradled for an interception to secure the victory... Ended team's 15-game losing streak...**Vs. Detroit (9/15):** Team-leading 11 tackles helped the defense hold the Lions to 122 net yards, a season-low for the defense and the second-lowest amount allowed in Panthers history at the time...**At Green Bay (9/29):** Recorded a sack and an interception of Packers quarterback Brett Favre.

2001: Started in all 11 games he played and was inactive for five contests with a broken left tibia...Ranked fourth on the team with 75 tackles in addition to being responsible for one sack, one interception, one fumble recovery, two passes defended and six quarterback hurries...First three starts came at weakside linebacker before injuries at the position necessitated a switch to the strongside where he posted his remaining eight starts...Led or tied for the team lead in tackles in two games and posted two games with at least 10 tackles...Inactive at San Francisco (10/7), versus New Orleans (10/14), at Washington (10/21) and versus the New York Jets (10/28) and at St. Louis (11/11) with a broken left tibia...**HONORS:** All-Rookie selection by *Pro Football Weekly*...**Vs. Green Bay (9/30):** Exited the game in the second quarter with a broken left tibia...**At Miami (11/4):** Re-injured his left tibia...**At Buffalo (12/9):** Tallied his first career sack on a tackle of Bills quarterback Alex Van Pelt...**Vs. St. Louis (12/23):** Collected first NFL interception when he picked off a Kurt Warner pass.

COLLEGE: Only three-time captain in Miami history...First player in college football history to win the top three defensive awards, earning all three following his senior year in 2001...Captured the Butkus Award, given to the nation's top linebacker, the Bednarik Award, awarded to the country's top defensive player by the Maxwell Football Club and the Nagurski Award, bestowed upon college football's best defensive player by the Football Writers Association...Ended his career with 532 tackles, the most in Hurricanes annals and Big East Conference history, and also amassed 44 tackles for a loss, 14 sacks, two interceptions, eight forced fumbles, four fumble recoveries and 12 passes defended...43 starts stand as the most starts as well as the most consecutive starts of any linebacker or defensive player in school history...**2000 (Sr.):** Shifted to middle linebacker...Consensus first-team All-America after accumulating 138 tackles...Became the first defender in school history to surpass the 100-tackle plateau in four consecutive seasons...Unanimous All-Big East first-team choice as well

as the conference's defensive player of the year...Totaled four sacks, two interceptions, two fumble recoveries and one forced fumble, helping Miami post an 11-1 mark and end the season ranked second in the country...**1999 (Jr.):** Second-team All-Big East selection and a semifinalist for both the Butkus and Nagurski awards...Started all 12 games at weakside linebacker and ranked second on the team with 139 tackles...Produced five sacks, one fumble recovery and three forced fumbles...**1998 (So.):** Starter in all 11 contests at weakside linebacker and the first sophomore elected team captain in school history...First team All-Big East selection after amassing a team-high 150 tackles, the fifth highest total in Hurricanes history...Collected two sacks and two fumble recoveries...**1997 (Fr.):** Began fall drills at full-back before being switched to weakside outside linebacker one week prior to the season opener...First true freshman to start at linebacker for the Hurricanes since Ray Lewis in 1993...Proceeded to play in all 11 contests, starting the final eight games...Accumulated a team-high 105 tackles in addition to registering three sacks, four tackles for losses, one forced fumble and a pass defended to earn second team freshman All-America recognition from *The Sporting News*.

PERSONAL: All-County choice at tailback, linebacker and strong safety as a senior at Taravella HS in Coral Springs, FL, after rushing for 1,332 yards and 13 touchdowns as a junior...Majored in liberal arts...Lives in Charlotte...Purchased five tickets to each Panthers home game for children who have been affected by cancer to attend the game with their family...Active in the Pop Warner Youth Football community...Wife: Ashleigh...Daughter: Lexi...Son: Brady...Daniel Thomas Morgan, Jr.

CAREER **Dan Morgan** STATISTICS

Year	Team	GP/GS	Tot	T	A	Sack	Yds	INT	Yds	Lg	TD	PD	FF	FR	Yds
2001	Carolina	11/11	75	47	28	1.0	9	1	10	10	0	2	0	1	0
2002	Carolina	8/8	66	40	26	1.0	9	2	26	22	0	2	1	0	0
2003	Carolina	11/11	90	57	33	0.0	0	0	0	-	0	3	1	2	0
2004	Carolina	12/12	109	75	34	2.0	17	2	20	11	0	5	1	2	0
2005	Carolina	13/13	90	59	31	3.0	12	0	0	-	0	4	1	1	0
2006	Carolina	1/1	2	2	0	0.0	0	0	0	-	0	1	0	0	0
Totals		56/56	432	280	152	7.0	47	5	56	22	0	17	4	6	0

		POSTSEASON													
Year	Team	GP/GS	Tot	T	A	Sack	Yds	INT	Yds	Lg	TD	PD	FF	FR	Yds
2003	Carolina	4/4	57	32	25	0.0	0	1	-2	-2	0	1	0	0	0
2005	Carolina	3/3	19	12	7	1.0	7	0	0	-	0	0	0	0	0
Totals		7/7	76	44	32	1.0	7	1	-2	-2	0	1	0	0	0

		SINGLE-GAME CAREER HIGHS													
TACKLES	25	at New England (2/1/04) [Playoffs]													
INTERCEPTIONS	2	vs St. Louis (12/12/04)													
SACKS	1	seven times, most recently vs Minnesota (10/30/05)													
FORCED FUMBLES	1	four times, most recently vs New York Jets (11/13/05)													
FUMBLE RECOVERIES	1	six times, most recently vs New England (9/18/05)													
LONG INT RETURN	22	vs Baltimore (9/8/02)													

MORGAN GAME-BY-GAME STATISTICS

2006 CAROLINA

Date	Opp	W/L P/S	T	S	A	SACK	QBP	FR	FF	PD	INT	YDS	LG	TD
09/10	ATLANTA	L S	2	-	2	-	-	-	-	1	-	-	-	-
09/17	@Minnesota	L				INACTIVE/CONCUSSION								
09/24	@Tampa Bay	W				INACTIVE/CONCUSSION								
10/01	NEW ORLEANS	W				INACTIVE/CONCUSSION								
10/08	CLEVELAND	W				INACTIVE/CONCUSSION								

Placed on Injured Reserve (10-14) - Head

TOTALS		1/1	2	0	2	0.0	0	0	0	1	0	0	0	0
---------------	--	------------	----------	----------	----------	------------	----------	----------	----------	----------	----------	----------	----------	----------

2005 CAROLINA

Date	Opp	W/L P/S	T	S	A	SACK	QBP	FR	FF	PD	INT	YDS	LG	TD
09/11	NEW ORLEANS	L S	11	4	7	-	-	-	-	-	-	-	-	-
09/18	NEW ENGLAND	W S	4	3	1	-	-	1	-	-	-	-	-	-
09/25	@ Miami	L S	11	8	3	-	1	-	-	-	-	-	-	-
10/03	GREEN BAY	W S	9	7	2	-	1	-	-	2	-	-	-	-
10/09	@ Arizona	W S	8	5	3	1.0	1	-	-	1	-	-	-	-
10/16	@ Detroit	W S	12	8	4	1.0	-	-	-	-	-	-	-	-
10/30	MINNESOTA	W S	3	3	-	1.0	1	-	-	-	-	-	-	-
11/06	@ Tampa Bay	W S	7	6	1	-	-	-	-	-	-	-	-	-
11/13	NEW YORK JETS	W S	9	6	3	-	1	-	1	-	-	-	-	-
11/20	@ Chicago	L S	2	2	-	-	-	-	-	-	-	-	-	-
11/27	@ Buffalo	W				INACTIVE/ANLKE								
12/04	ATLANTA	W				INACTIVE/ANKLE								
12/11	TAMPA BAY	L S	5	4	1	-	-	-	-	-	-	-	-	-
12/18	@ New Orleans	W S	7	5	2	-	1	-	-	1	-	-	-	-
12/24	DALLAS	L S	2	1	1	-	-	-	-	-	-	-	-	-
01/01	@ Atlanta	W				INACTIVE/SHOULDER								

TOTALS		13/13	90	62	28	3.0	6	1	1	4	0	0	0	0
---------------	--	--------------	-----------	-----------	-----------	------------	----------	----------	----------	----------	----------	----------	----------	----------

POSTSEASON

01/08	@ N.Y. Giants	W S	3	1	2	-	-	-	-	-	-	-	-	-
01/15	@ Chicago	W S	9	9	-	-	2	-	-	-	-	-	-	-
01/22	@ Seattle	L S	7	2	5	1.0	-	-	-	-	-	-	-	-

TOTALS		3/3	19	12	7	1.0	2	0	0	0	0	0	0	0
---------------	--	------------	-----------	-----------	----------	------------	----------	----------	----------	----------	----------	----------	----------	----------

2004 CAROLINA

Date	Opp	W/L P/S	T	S	A	SACK	QBP	FR	FF	PD	INT	YDS	LG	TD
09/13	GREEN BAY	L S	13	9	4	-	-	-	-	-	-	-	-	-
09/19	@ Kansas City	W S	10	5	5	1.0	-	-	-	1	-	-	-	-
10/03	ATLANTA	L S	12	8	4	-	-	-	-	1	-	-	-	-
10/10	@ Denver	L S	11	9	2	-	1	-	-	-	-	-	-	-
10/17	@ Philadelphia	L S	9	7	2	-	-	-	-	2	-	-	-	-
10/24	SAN DIEGO	L S	5	4	1	1.0	1	1	-	-	-	-	-	-
10/31	@ Seattle	L S	5	3	2	-	-	-	-	-	-	-	-	-
11/07	OAKLAND	L				INACTIVE/CONCUSSION								
11/14	@ San Francisco	W S	3	3	-	-	-	-	-	-	-	-	-	-
11/21	ARIZONA	W				INACTIVE/CONCUSSION								
11/28	TAMPA BAY	W				INACTIVE/CONCUSSION								
12/05	@ New Orleans	W				INACTIVE/CONCUSSION								
12/12	ST. LOUIS	W S	7	5	2	-	-	-	1	1	2	20	11	0
12/18	@ Atlanta	L S	11	8	3	-	2	1	-	-	-	-	-	-
12/26	@ Tampa Bay	W S	11	8	3	-	2	-	-	-	-	-	-	-
01/02	NEW ORLEANS	L S	12	6	6	-	1	-	-	-	-	-	-	-

TOTALS		12/12	109	75	34	2.0	7	2	1	5	2	20	11	0
---------------	--	--------------	------------	-----------	-----------	------------	----------	----------	----------	----------	----------	-----------	-----------	----------

2003 CAROLINA

Date	Opp	W/L P/S	T	S	A	Sack	QBP	FR	FF	PD	Int	Yds	LG	TD
09/07	JACKSONVILLE	W S	9	4	5	-	1	-	-	-	-	-	-	-
09/14	@ Tampa Bay	W	-	-	-	-	-	-	-	-	-	-	-	-
09/28	ATLANTA	W	-	-	-	INACTIVE/HAMSTRING	-	-	-	-	-	-	-	-
10/05	NEW ORLEANS	W P	11	7	4	-	-	-	-	-	-	-	-	-
10/12	@ Indianapolis	W S	14	10	4	-	1	1	-	-	-	-	-	-
10/19	TENNESSEE	L S	1	1	-	-	-	-	-	-	-	-	-	-
10/26	@ New Orleans	W S	6	6	-	-	-	1	-	1	-	-	-	-
11/02	@ Houston	L	-	-	-	INACTIVE/CONCUSSION	-	-	-	-	-	-	-	-
11/09	TAMPA BAY	W S	7	3	4	-	-	-	-	-	-	-	-	-
11/16	WASHINGTON	W S	8	6	2	-	-	-	1	-	-	-	-	-
11/23	@ Dallas	L S	10	8	2	-	-	-	-	-	-	-	-	-
11/30	PHILADELPHIA	L S	4	2	2	-	-	-	-	-	-	-	-	-
12/07	@ Atlanta	L	-	-	-	-	1	-	-	-	-	-	-	-
12/14	@ Arizona	W	-	-	-	INACTIVE/DIZZINESS	-	-	-	-	-	-	-	-
12/21	DETROIT	W S	6	3	3	INACTIVE/DIZZINESS	-	-	-	-	-	-	-	-
12/28	@ New York Giants	W S	14	7	7	-	4	-	-	2	-	-	-	-
TOTALS		11/11	90	57	33	0.0	7	2	1	3	0	0	0	0

POSTSEASON

01/03	DALLAS	W S	12	7	5	-	2	-	-	1	-	-	-	-
01/10	@ St. Louis	W S	8	4	4	-	-	-	-	-	-	-	-	-
01/18	@ Philadelphia	W S	12	6	6	-	-	-	-	-	1	-2	-2	0
02/01	@ New England	L S	25	15	10	-	3	-	-	-	-	-	-	-
TOTALS		4/4	57	32	25	0.0	5	0	0	1	1	-2	-2	0

2002 CAROLINA

Date	Opp	W/L P/S	T	S	A	Sack	QBP	FR	FF	PD	Int	Yds	LG	TD
09/08	BALTIMORE	W S	9	6	3	-	-	-	-	1	1	22	22	-
09/15	DETROIT	W S	11	4	7	-	-	-	-	-	-	-	-	-
09/22	@ Minnesota	W S	7	5	2	-	-	-	1	-	-	-	-	-
09/29	@ Green Bay	L S	10	5	5	1.0	-	-	-	-	1	4	4	-
10/06	ARIZONA	L S	14	10	4	-	-	-	-	1	-	-	-	-
10/13	@ Dallas	L S	2	1	1	-	1	-	-	-	-	-	-	-
10/20	@ Atlanta	L	-	-	-	INACTIVE/HERNIA	-	-	-	-	-	-	-	-
10/27	TAMPA BAY	L S	6	4	2	-	-	-	-	-	-	-	-	-
11/10	NEW ORLEANS	L	-	-	-	INACTIVE/HERNIA	-	-	-	-	-	-	-	-
11/17	@ Tampa Bay	L	-	-	-	INACTIVE/HERNIA	-	-	-	-	-	-	-	-
11/24	ATLANTA	L S	7	5	2	-	-	-	-	-	-	-	-	-
12/01	@ Cleveland	W	-	-	-	INACTIVE/SHOULDER	-	-	-	-	-	-	-	-
12/08	CINCINNATI	W	-	-	-	INACTIVE/SHOULDER	-	-	-	-	-	-	-	-
Placed on Injured Reserve- (12-12) Left Shoulder			-	-	-	-	-	-	-	-	-	-	-	-
TOTALS		8/8	66	40	26	1.0	1	0	1	2	2	26	22	0

2001 CAROLINA

Date	Opp	W/L P/S	T	S	A	Sack	QBP	FR	FF	PD	Int	Yds	LG	TD
09/09	@ Minnesota	W S	7	5	2	-	-	-	-	-	-	-	-	-
09/23	@ Atlanta	L S	3	1	2	-	-	-	-	1	-	-	-	-
09/30	GREEN BAY	L S	5	2	3	-	1	-	-	-	-	-	-	-
10/07	@ San Francisco	L	-	-	-	INACTIVE/LEFT FIBULA	-	-	-	-	-	-	-	-
10/14	NEW ORLEANS	L	-	-	-	INACTIVE/LEFT FIBULA	-	-	-	-	-	-	-	-
10/21	@ Washington	L	-	-	-	INACTIVE/LEFT FIBULA	-	-	-	-	-	-	-	-
10/28	NEWYORK JETS	L	-	-	-	INACTIVE/LEFT FIBULA	-	-	-	-	-	-	-	-
11/04	@ Miami	L S	5	5	-	-	-	-	-	-	-	-	-	-
11/11	@ St. Louis	L	-	-	-	INACTIVE/LEFT FIBULA	-	-	-	-	-	-	-	-
11/18	SAN FRANCISCO	L S	5	4	1	-	-	-	-	-	-	-	-	-
11/25	ATLANTA	L S	7	4	3	-	-	2	-	-	-	-	-	-
12/02	@ New Orleans	L S	6	3	3	-	-	-	-	-	-	-	-	-
12/09	@ Buffalo	L S	13	8	5	1.0	-	-	-	-	-	-	-	-
12/23	ST. LOUIS	L S	5	3	2	-	-	-	-	-	1	10	10	0
12/30	ARIZONA	L S	7	6	1	-	1	-	-	-	-	-	-	-
01/06	NEW ENGLAND	L S	12	6	6	-	-	-	-	-	-	-	-	-
TOTALS		11/11	75	47	28	1.0	2	2	0	1	1	10	10	0



Christian MORTON

cornerback

25

6-0 • 190 • Illinois

Birthdate:.....4/28/81
 Hometown:.....St. Louis, MO
 High School:.....Riverview Gardens
 NFL:.....3rd Season
 Panthers:.....2nd Season
 How Acquired:.....FA '06



PRO CAREER

- Made first NFL start for Atlanta at Buffalo (9/25/05) and responded with a career-high five tackles.
- Played in first NFL contest for Atlanta at New Orleans (12/26/04).
- Appeared on the active roster for Atlanta and Washington in 2005.

TRANSACTIONS: Placed on injured reserve by Carolina with an injured right hamstring (12/11/06)...Signed as a free agent from practice squad by Carolina (10/20/06)...Signed to practice squad by Carolina (10/3/06)...Waived/injury settlement by Washington (9/2/06)...Signed as a free agent from practice squad by Washington (12/28/05)...Signed to practice squad by Washington (12/16/05)...Waived from injured reserve by Atlanta (12/13/05)...Placed on injured reserve by Atlanta (11/30/05)...Signed as a free agent by Atlanta (11/23/05)...Waived by Atlanta (11/19/05)...Signed as a free agent by Atlanta (11/15/05)...Waived by Atlanta (11/12/05)...Signed as a free agent by Atlanta from Washington practice squad (9/15/05)...Signed to practice squad by Washington (9/5/05)...Waived by Atlanta (8/26/05)...Signed as a free agent from practice squad by Atlanta (12/25/04)...Signed to practice squad by Atlanta (12/3/04)...Terminated from practice squad by Cleveland (11/23/04)...Signed to practice squad by Cleveland (10/20/04)...Terminated from practice squad by New Orleans (10/12/04)...Signed to practice squad by New Orleans (10/5/04)...Terminated from practice squad by New England (9/21/04)...Signed to practice squad by New England (9/7/04)...Waived by New England (9/5/04)...Selected by New England in the seventh round (233rd overall) of the 2004 NFL Draft (4/25/04).

GP/GS: Career (14/3) [2/0]; 2006 (7/2); 2005 (5/1) [1/0]; 2004 (2/0) [1/0].

2006: Played in seven games with two starts for Carolina...Totaled six tackles, one interception and one pass defended...Totaled four special teams tackles...Originally signed to Panthers practice squad (10/3) before being signed to active roster (10/20)...Missed final four contests of the regular season after being placed on injured reserve (12/11) with an injured hamstring...**At Cincinnati (9/18):** Saw first action of the season at cornerback after Ken Lucas left the contest due to an injured shoulder...**Vs. St. Louis (11/19):** Intercepted pass by Rams quarterback Marc Bulger in the third quarter and returned it eight yards to set-up a Panthers field goal.

2005: Played in five games with one start for Atlanta and Washington...Totaled eight tackles, one fumble recovery and two passes defended...Began the season on the Redskins practice squad prior to being signed to the Falcons active roster (9/15)...Played in four games



PANTHERS TALE

Christian owns a moving company called M&M Moving. The company is based in Atlanta, Georgia, but operates moves nationwide. M&M executes corporate as well as residential moves.

with one start and was inactive for four contests in three stints with Atlanta...Recorded five tackles, one fumble recovery and two passes defended...Signed to the practice squad by Washington (12/16), where he spent two games before being promoted to the Redskins active roster (12/28)...Played in one game for Washington...Posted three tackles and three special teams stops...**POSTSEASON:** Saw action in NFC Wild Card at Tampa Bay (1/7)...Inactive for NFC Divisional Playoff at Seattle (1/14)...**At Seattle (9/18):** Recovered a fumble by Seahawks wide receiver Bobby Engram and returned it 14 yards to set up a Falcons touchdown...**At Buffalo (9/25):** Started first NFL contest...Responded with a career-high five tackles...**At Philadelphia (1/1):** Tied for the team lead with three special teams tackles...Added three tackles on defense.

2004: Appeared in two games for Atlanta...Contributed two tackles...Originally selected in the seventh round (233rd overall) of the NFL Draft by New England...Waived by the Patriots prior to the start of the regular season (9/5)...Spent time on the practice squad for New England, New Orleans, Cleveland and Atlanta before being promoted to the Falcons active roster (12/25)...**POSTSEASON:** Inactive for NFC Divisional Playoff versus St. Louis (1/15)...Saw action in NFC Championship at Philadelphia (1/23)...**At New Orleans (12/26):** Made NFL debut...Notched two tackles.

COLLEGE: Played in 45 games with 25 starts for Illinois...Tallied 120 tackles, one sack, five interceptions, including two returned for touchdowns, and 41 passes defended, the second most in Illini history behind Eugene Wilson's 60...Blocked two kicks...Averaged 11.2 yards on 30 punt returns for 337 yards with one touchdown and 19.2 yards on 35 kickoff returns for 671 yards...**2003 (Sr.):** Appeared in 11 games with eight starts...Posted 34 tackles, one sack, 10 passes defended and one blocked field goal...Returned eight punts for 56 yards...**2002 (Jr.):** Played in all 12 games with five starts...Recorded 16 tackles, one interception, five passes defended and one blocked field goal...Added one kickoff return for 17 yards...**2001 (So):** Second-team All-Big 10 Conference choice...Started all 12 games...Ranked third in the nation and second in the conference with 26 passes defended, the second-highest single-season total in school history behind Eugene Wilson's 30 in 2001...Produced 70 tackles and four interceptions...Tied a school single-season record with two interception returns for touchdowns...Contributed 14 punt returns for 86 yards and seven kickoff returns for 115 yards...**2000 (Fr.):** Played in 10 games, seeing all of his action as a returner...Gained 195 yards and scored one touchdown on eight punt returns and 539 yards on 27 kickoff returns...1999: Was academically ineligible and sat out the season.

PERSONAL: Attended Riverview Gardens HS in St. Louis, MO, where he played quarterback...Set a Missouri state high school record with 4,957 career passing yards...Named *USA Today* Missouri Player of the Year and *St. Louis Post-Dispatch* Player of the Year...Earned All-Region, All-Metro and All-District honors...Passed for 2,543 yards and 26 touchdowns and rushed for 746 yards and 14 touchdowns as a senior while leading team to a 13-1 record and the Missouri Class 5A state championship...Lettered three times in basketball...Garnered All-Conference recognition...Graduated from Illinois with speech communications degree...Christian John Morton.

CAREER

Christian Morton

STATISTICS

Year	Team	GP/GS	Tot	T	A	Sack	Yds	INT	Yds	Lg	TD	PD	FF	FR	Yds
2004	Atlanta	2/0	2	2	0	0.0	0	0	0	-	0	0	0	0	0
2005	Atl/Wash	5/1	8	5	3	0.0	0	0	0	0	0	2	0	1	0
2006	Carolina	7/2	6	5	1	0.0	0	1	8	8	0	1	0	0	0
Totals		14/3	16	12	4	0.0	0	1	8	8	0	3	0	1	0

Year	Team	GP/GS	Tot	T	A	Sack	Yds	INT	Yds	Lg	TD	PD	FF	FR	Yds
2004	Atlanta	1/0	0	0	0	0.0	0	0	0	0	0	0	0	0	0
2005	Washington	1/0	0	0	0	0.0	0	0	0	0	0	0	0	0	0
Totals		2/0	0	0	0	0.0	0	0	0	0	0	0	0	0	0

ADDITIONAL STATISTICS

SPECIAL TEAMS TACKLES: 2005 (3); 2006 (4-3-1).

MORTON GAME-BY-GAME STATISTICS

2006 CAROLINA

Date	Opp	W/L	P/S	T	S	A	SACK	QBP	FR	FF	PD	INT	YDS	LG	TD
Signed from practice squad (10/20)															
10/22	@Cincinnati	L	P	1	1	-	-	-	-	-	-	-	-	-	-
10/29	DALLAS	L	P	1	1	-	-	-	-	-	-	-	-	-	-
11/13	TAMPA BAY	W	P	-	-	-	-	-	-	-	-	-	-	-	-
11/19	ST. LOUIS	W	P	2	2	-	-	-	-	-	1	1	8	8	-
11/26	@Washington	L	S	2	1	1	-	-	-	-	-	-	-	-	-
12/04	@ Philadelphia	L	P	-	-	-	-	-	-	-	-	-	-	-	-
12/10	NEWYORK GIANTS	L	S	-	-	-	-	-	-	-	-	-	-	-	-
Placed on Injured Reserve (12/11) - Right Hamstring															
TOTALS			7/2	6	5	1	0.0	0	0	0	1	1	8	8	0

2005 WASHINGTON

Date	Opp	W/L	P/S	T	S	A	SACK	QBP	FR	FF	PD	INT	YDS	LG	TD
Signed from practice squad (12/28)															
01/01	@Philadelphia	W	P	3	3	-	-	-	-	-	-	-	-	-	-
TOTALS			1/0	3	3	0	0.0	0	0	0	0	0	0	0	0
POSTSEASON															
01/07	@Tampa Bay	W	P	0	0	0	0.0	0	0	0	0	0	0	0	0
01/14	@Seattle	L					INACTIVE								
TOTALS			1/0	0	0	0	0.0	0	0	0	0	0	0	0	0

2005 ATLANTA

Date	Opp	W/L	P/S	T	S	A	SACK	QBP	FR	FF	PD	INT	YDS	LG	TD
Signed to active roster by Atlanta from Washington practice squad (9/15)															
09/18	@ Seattle	L	P	-	-	-	-	-	1	-	1	-	-	-	-
09/25	@ Buffalo	W	S	5	5	-	-	-	-	-	1	-	-	-	-
10/02	MINNESOTA	W	P	-	-	-	-	-	-	-	-	-	-	-	-
10/09	NEW ENGLAND	L					INACTIVE								
10/16	@ New Orleans	W					INACTIVE								
10/24	NEWYORK JETS	W					INACTIVE								
11/06	@ Miami	W					INACTIVE								
Waived by Atlanta (11/12)															
Signed as a free agent by Atlanta (11/15)															
Waived by Atlanta (11/19)															
Signed as a free agent by Atlanta (11/23)															
11/24	@ Detroit	W	P	-	-	-	-	-	-	-	-	-	-	-	-
Placed on Injured Reserve (11/30)															
Waived from Injured Reserve (12/13)															
TOTALS			4/1	5	5	0	0.0	0	1	0	2	0	0	0	0

2004 ATLANTA

Date	Opp	W/L	P/S	T	S	A	SACK	QBP	FR	FF	PD	INT	YDS	LG	TD
Signed from practice squad (12/25)															
12/26	@ New Orleans	L	P	2	2	-	-	-	-	-	-	-	-	-	-
01/02	@ Seattle	L	P	-	-	-	-	-	-	-	-	-	-	-	-
TOTALS			2/0	2	2	0	0	0	0	0	0	0	0	0	0
TOTALS			2/0	2	2	0	0.0	0	0	0	0	0	0	0	0
POSTSEASON															
01/15	ST. LOUIS	W					INACTIVE								
01/23	@ Philadelphia	L	P	-	-	-	-	-	-	-	-	-	-	-	-
TOTALS			1/0	0	0	0	0.0	0	0	0	0	0	0	0	0



Cam **NEWTON**

safety

29

6-1 • 203 • Furman

Birthdate:5/19/82
 Hometown:Bennettsville, SC
 High School:Marlboro County
 NFL:3rd Season
 Panthers:2nd Season
 How Acquired:FA '06



PRO CAREER

- Played in first NFL contest for Atlanta at Buffalo (9/25/05).
- Spent time on the Atlanta Falcons active roster and practice squad in 2005 and 2006.

TRANSACTIONS: Signed as a free agent by Carolina (12/27/06)...Terminated from practice squad by Atlanta (12/21/06)...Signed to practice squad by Atlanta (11/28/06)...Waived by Atlanta (11/24/06)...Signed as a free agent from practice squad by Atlanta (11/29/05)...Signed to practice squad by Atlanta (11/3/05)...Waived by Atlanta (11/1/05)...Signed as a free agent from practice squad by Atlanta (9/19/05)...Signed to practice squad by Atlanta (9/5/05)...Waived by Atlanta (9/3/05)...Signed as an undrafted rookie free agent by Atlanta (5/5/05).

GP/GS: Career (9/0); 2006 (3/0); 2005 (6/0).

2006: Signed as a free agent by Carolina (12/27/06) and was inactive for one contest... Played in three games and was inactive for seven contests with Atlanta...Produced one special teams tackle...Appeared in the regular season opener at Carolina (9/10) before being inactive for the next seven games and then seeing action versus Cleveland (11/12) and at Baltimore (11/19)...Waived by the Falcons (11/24)...Signed to the practice squad by Atlanta, where he spent three games prior to being terminated from the unit (12/21).

2005: Split entire season between Atlanta's active roster and practice squad...Played in six games and was inactive for four contests in two stints on the active roster and spent six games in two stints on the practice squad...Accounted for three special teams tackles...Originally signed as an undrafted rookie free agent by the Falcons (5/5)...Began the season on the team's practice squad before being promoted to the 53-man roster (9/19)...**At Buffalo (9/25):** Made NFL debut...**At Chicago (12/18):** Recorded two special teams tackles.

COLLEGE: Three-time All-Southern Conference performer and three-year starter at Furman...Tallied 203 tackles, two forced fumbles, four fumble recoveries, nine interceptions, 14 passes defended and one blocked kick...**2004 (Sr.):** First-team All-Southern Conference selection...Played in 10 games...Notched 63 tackles, one forced fumble, two fumble recoveries, four passes defended and one blocked kick...**2003 (Jr.):** Second-team All-Southern Conference choice...Made 11 starts...Led the Paladins with three interceptions and all defensive backs with 61 tackles...Added one forced fumble and one pass defended...**2002 (So):** Earned All-Southern Conference recognition...Started 12 games at free safety...Tied for the team lead with six inter-



PANTHERS TALE

Cam enjoys singing gospel and R&B music when he's not playing football. As a tenor growing up in Marlboro County, SC, he could be found harmonizing at church on most Sunday morning's. Cam was also a member of the "Boys of Gospel", a group of about 100 singers who would perform at various events in the community.

ceptions and nine passes defended...Posted 57 tackles and two fumble recoveries...Contributed 14 punt returns for 86 yards and seven kickoff returns for 115 yards...**2001 (Fr.):** Played in 11 games...Registered 22 tackles...**2000:** Redshirted as a true freshman.

PERSONAL: Attended Marlboro County HS in Bennettsville, SC...Played quarterback and defensive back...Passed for 1,500 yards and 17 touchdowns and rushed for more than 900 yards and 12 touchdowns in addition to collecting 90 tackles and four interceptions as a senior...Averaged 18.0 points per game for basketball team that advanced to the state championship in 2000...Majored in business administration at Furman...Participated in the 2007 Caravan Tour...Cameron Lamark Newton.

CAREER

Cam Newton

STATISTICS

Year	Team	GP/GS	Tot	T	A	Sack	Yds	INT	Yds	Lg	TD	PD	FF	FR	Yds
2005	Atlanta	6/0	0	0	0	0.0	0	0	0	-	0	0	0	0	0
2006	Atl/Car	3/0	0	0	0	0.0	0	0	0	-	0	0	0	0	0
Carolina Totals		3/0	0	0	0	0.0	0	0	0	-	0	0	0	0	0
NFL Totals		9/0	0	0	0	0.0	0	0	0	-	0	0	0	0	0



in the community

The Panthers and the National Football Foundation's Play It Smart program have initiated successful partnerships with Columbia High School, West Charlotte High School, West Meck High School and Garinger High School with the focus of improving student-athletes academic development, character and community service.



Julius PEPPERS

defensive end

90

6-7 • 283 • North Carolina

Birthdate:.....1/18/80

Hometown:.....Bailey, NC

High School:.....Southern Nash

NFL:.....6th Season

Panthers:.....6th Season

How Acquired:.....D1 '02



PRO CAREER:



- **AMONG PANTHERS ALL-TIME LEADERS:** Ranks first in club history with 53.5 sacks, ahead of fellow defensive end Mike Rucker who is second 52.5...Tied for first with 16 forced fumbles with safety Mike Minter...Stands fifth with 164 interception return yards.
- **FIRST TO 50:** Equaled a team record and single-game best with three sacks versus Tampa Bay (11/14/06) to become the first player in team history to record 50 career sacks. Performance garnered him his first career NFC Player of the Week award and marked his sixth career three-sack effort.
- **SACKS BETWEEN TEAMMATES SINCE 2002:** Peppers has combined with fellow defensive end Mike Rucker to accumulate 91.5 sacks, an amount that ties for the NFL lead for sacks between two teammates since he joined Carolina in 2002...Peppers and Rucker have combined for 18 sacks in each of the last two seasons.
- **SACKS BY DEFENSIVE LINEMEN SINCE 2002:** Since Peppers' arrival in 2002, Carolina ranks third in the NFL with 156.5 sacks by defensive linemen, trailing Miami's 181.5 and Indianapolis' 157.5.
- **BLOCKED KICKS:** Set a Panthers single-season record with two blocked field goals after blocking attempts in consecutive games versus Atlanta (9/10/06) and at Minnesota (9/17/06)...Five career blocked kicks ranks second in the NFL since 2002.
- Named Pro Bowl starter in 2004, 2005 and 2006, earning consensus All-Pro first-team recognition in 2004.
- Led Carolina with 13 sacks in 2006, 10.5 in 2005, 11 in 2004 and 12 as a rookie in 2002...Only player in team history to record 10 or more sacks in four of his first five seasons, accomplished by eight players in League history since sacks became an official statistic in 1982.
- Since Peppers' arrival in 2002, Carolina's defense has ranked among the NFL's top 10 in sacks per pass attempt in every season except 2004. From 1995-2001, the only time the Panthers stood among the League's top 10 occurred when it led the NFL in 1996.
- Responsible for 13 career games with two or more sacks, including six three-sack contests.
- 143 interception return yards in 2004 set an NFL record for a defensive lineman, surpassing the 131 yards totaled by Grant Wistrom for St. Louis in 1999, and ranks as the second-most in team history behind Chris Gamble's 157 yards in 2005...Total ranked sixth in the NFL among all defensive players in 2004.

PEPPERS



PANTHERS TALE

Rights of Passage: A Julius Peppers Project is a program designed to improve the lives of teenage boys in Julius' hometown of Bailey, NC. Julius also has the unique distinction of playing in an NCAA Final Four and a Super Bowl.

- 203 combined interception and fumble return yards were the most recorded by a lineman since the NFL merger in 1970 and ranked second in the League in 2004 behind Baltimore safety Ed Reed, who registered 402.
- Led Panthers with 11 sacks, 143 interception return yards and four forced fumbles in 2004 in addition to leading the defensive line with a career-high 85 tackles and 31 quarterback hurries.
- Earned first career NFC Defensive Player of the Month award for November 2004 performance that produced an NFL-high seven sacks, an interception return for a touchdown and a blocked field goal.
- Produced one-handed grab in midair of fumble by Falcons quarterback Michael Vick and returned it 60 yards for a touchdown at Atlanta (12/18/04).
- Scored first NFL touchdown on 46-yard interception return versus Tampa Bay (11/28/04) off of Buccaneers quarterback Brian Griese, becoming the first defensive lineman in team history to return an interception for a touchdown.
- Provided one of the NFL's most spectacular plays of the season with 97-yard interception return at Denver (10/10/04) that set a team mark for the longest in franchise history.
- Utilized as a wideout in goal-line situations on offense in 2004 and 2005 but did not record a reception.
- Key member of Panthers defensive front that ranked second in the NFL among defensive lines with 32.5 sacks in 2003 and stood second in the League during the 2002 and 2003 seasons with 71.5 combined sacks.
- Named NFL Defensive Rookie of the Year in 2002 by The Associated Press, *Sports Illustrated*, *Pro Football Weekly* and *Football Digest* and selected All-Rookie by *Pro Football Weekly*.
- Tied an NFL rookie record with two three-sack games in 2002, previously achieved by Leslie O'Neal with San Diego in 1986.
- Produced three games with at least two sacks to equal an NFL rookie record for multi-sack games in a season that has been accomplished by many players.
- Ranked second among rookies and fourth in the NFC with a team-high 12 sacks in 2002, the most ever recorded by a Carolina rookie in team history.
- 12 sacks in 2002 tied for fifth all-time among NFL rookies with Charles Haley, who accounted for 12 as a rookie with San Francisco in 1986.
- Teamed with Mike Rucker as the only tandem of defensive ends in the NFL to each register at least 10 sacks in 2002.
- Chosen NFL Rookie of the Month for October 2002 after compiling six sacks, one interception, three forced fumbles and 25 tackles.
- Became one of three NFL players to record three sacks and an interception in the same game in 2002, victimizing Cowboys quarterback Quincy Carter at Dallas (10/13/02).
- Equalled team mark with three sacks of Lions quarterback Mike McMahon versus Detroit (9/15/02) in only his second NFL regular season game and later matched that effort with three sacks of Carter at Dallas (10/13/02).
- Chosen second overall in the 2002 NFL Draft, the highest a player has ever been selected in Panthers history.

TRANSACTIONS: Selected by Carolina in the first round (second overall) of the 2002 NFL Draft (4/20/02).

GP/GS: Career (76/76) [7/7]; 2006 (16/16); 2005 (16/16) [3/3]; 2004 (16/16); 2003 (16/16) [4/4]; 2002 (12/12).

2006: Started all 16 games for the fourth consecutive season...Totaled 75 tackles, 13 sacks, 38 quarterback hurries, three forced fumbles, two fumble recoveries and six passes defended...Blocked two field goals on special teams to set a Panthers single-season record

...Led team in sacks and quarterback hurries and defensive line in tackles for third consecutive season...13 sacks tied for second in the NFC, marking the fourth time in his five-year career that he compiled at least 10 sacks...Posted a streak of five regular season games with at least one sack, which matched the longest streak of his career, previously accomplished in 2002...Became the first player in franchise history to record 50 sacks...Produced two games with three sacks.....Key contributor to a defensive unit that finished seventh in the NFL in total defense and tied for eighth in scoring defense, allowing 19.1 points per game...Helped unit rank 11th in the League in rushing yards per game, third in third-down efficiency and seventh in sacks per pass play...41 sacks by defense is the fourth-highest amount in team history...Helped defense limit opponents to less than 100 yards rushing in nine contests... **NFC Player Of The Week/Month:** Named NFC Defensive Player of the Month for October after notching four sacks, 12 quarterback hurries, three forced fumbles, one fumble recovery, 32 tackles and two passes defended...Named NFC Defensive Player of the Week versus Tampa Bay (11/13) after registering three sacks of Buccaneers quarterback Bruce Gradkowski and one fumble recovery...Marked sixth career game with three sacks...**PRO BOWL:** Starter at defensive end for third consecutive season...One of two defensive players in franchise history to appear in three Pro Bowls along with defensive tackle Kris Jenkins...One of three Panthers chosen, joining wide receiver Steve Smith and Jenkins...Fourth consecutive season that at least three Carolina players were selected to the Pro Bowl...**GAME HIGHLIGHTS - Vs. Atlanta (9/10):** Blocked 50-yard field goal attempt by Falcons kicker Michael Koenen...**At Minnesota (9/17):** Posted three sacks of Vikings quarterback Brad Johnson...Blocked 51-yard field goal attempt by Vikings kicker Ryan Longwell...**Vs. Cleveland (10/8):** Recorded seven tackles with seven quarterback hurries and one sack...**At Baltimore (10/15):** Notched two sacks and forced fumble by Ravens quarterback Kyle Boller enabling him to tie Mike Minter for most forced fumbles in team history with 16...**At Atlanta (12/24):** Corralled two sacks of Falcons quarterback Michael Vick...Marked 13th career contest with two or more sacks.

2005: Started all 16 games for the third consecutive season...Totalled 70 tackles, 10.5 sacks, 34 quarterback hurries, one forced fumble, one fumble recovery and four passes defended...Blocked one field goal on special teams, the third of his career...Led defense in sacks and quarterback hurries and defensive line in tackles for second consecutive season...Produced two games with three sacks...Helped Panthers lead NFC with a team-record 42 take-aways and a plus-16 turnover differential...Key component of defense that finished third in the NFL, the second-highest ranking in team history behind the 2002 unit that ranked second...Ranked fourth in the League in rushing defense, allowing 91.6 rushing yards per game, fifth in scoring defense, yielding 16.2 points per game and seventh in sacks per pass play...40 sacks recorded by defense since Week Six of the regular season led the NFL...Rushing yards allowed per game were fewest in team history, points per game ranked as second-fewest and total yards allowed per game ranked as third-fewest...45 sacks by defense is third-highest amount in team history...**POSTSEASON:** Started all three games...Registered 12 tackles, one sack, three quarterback hurries, one forced fumble and one pass defended...**PRO BOWL:** Starter at defensive end in Pro Bowl for second consecutive season...Only defensive player elected from Carolina...Third defensive player in team history to appear in two Pro Bowls, joining Kevin Greene and Kris Jenkins...One of four Panthers chosen, joining quarterback Jake Delhomme, wide receiver Steve Smith and guard Mike Wahle...Third consecutive season that four Carolina players were selected to the Pro Bowl, matching the second-highest total in team history...**GAME HIGHLIGHTS - Vs. New England (9/18):** Recovered fumble forced by Mike Rucker on Patriots quarterback Tom Brady...Returned fumble 10 yards to set up team's final touchdown...**At Arizona (10/9):** Batted pass attempt by Cardinals quarterback Josh McCown that was intercepted by Al Wallace...**At Detroit (10/16):** Victimized Lions quarterback Joey Harrington for sack and forced fumble on same play...Part of defensive effort that netted six sacks, four turnovers and limited the Lions to a season-low 209 yards...**At Tampa Bay (11/6):** Corralled three sacks of Buccaneers quarterback Chris Simms...Keyed defensive line effort that resulted in six sacks, two forced fumbles and two fumble recoveries...Third career three-sack performance and eighth career game with two or more sacks...Two other three-sack outings

occurred during rookie season in 2002...**Vs. New York Jets (11/13):** Registered one and a half sacks of Jets quarterback Brooks Bollinger...**At Buffalo (11/27):** Recorded a sack of Bills quarterback J.P. Losman...**Vs. Atlanta (12/4):** Produced one sack of Falcons quarterback Michael Vick...**Vs. Dallas (12/24):** Amassed three sacks of Cowboys quarterback Drew Bledsoe...Blocked 32-yard field goal attempt by Billy Cundiff on the Cowboys final play of the first half...Last player to record at least three sacks and block a field goal in the same game was Detroit's Marcus Jones, who registered four sacks and blocked a field goal at Tampa Bay (10/19/00)...Three-sack effort was fourth of his career, second of the season and the second such game of his career against the Cowboys...First occurrence was at Dallas (10/13/02) as a rookie when he sacked quarterback Quincy Carter three times...Ninth career game with two or more sacks...Third career blocked field goal established team record, bettering previous mark he shared with Kris Jenkins...Peppers also blocked a 28-yard attempt versus Tampa Bay (11/28/04) and a 47-yard attempt at Tampa Bay (9/14/03)...Second blocked field goal of the season for Carolina...Defensive tackle Brentson Buckner blocked a 47-yard attempt by Lions kicker Jason Hanson at Detroit (10/16/05)...**NFC Wild Card at New York Giants (1/8):** Recorded a sack of Giants quarterback Eli Manning...Part of defensive effort that held scoreless a Giants offense that ranked third in the NFL in points per game...Panthers became the first team to register a shutout on the road in the playoffs since 1980 when the Los Angeles Rams posted a 9-0 victory at Tampa Bay (1/5/80) in the 1979 NFC Championship...Carolina shutout was third in team history, matching 24-0 victory versus Tampa Bay (12/1/96) and 13-0 win at New Orleans (10/19/97)...**NFC Divisional Playoffs at Chicago (1/15):** Forced a fumble...Left contest in the third quarter with an injured shoulder.

2004: Started all 16 games for the second consecutive season...Generated 85 tackles, 11 sacks, two interceptions for 143 yards and a touchdown, four forced fumbles, one fumble recovery for a touchdown, 31 quarterback hurries and six passes defended...Led team in sacks, forced fumbles, interception return yards and quarterback hurries...Led defensive line in tackles and quarterback hurries...Blocked a field goal on special teams...Utilized as a tight end in goal line situations on offense and had two passes thrown to him but did not have a reception (both passes sailed over his head out of bounds)...Ranked eighth in the NFC in sacks...Established career highs in tackles and interceptions...85 tackles bettered previous career high of 65 stops established in 2003...Interception return for a touchdown and fumble return for a score made him the first defensive player in team history to score two touchdowns in a single season...Became second defensive lineman in team history to record two interceptions, joining fellow defensive end Al Wallace, who notched two in 2003...Produced seven sacks, an interception return for a touchdown, a fumble return for a touchdown and a blocked field goal during final eight games of the season...Performance helped Carolina reverse fortunes and finish with 6-2 mark after beginning season with record of 1-7...Fueled defense that led NFL with 26 interceptions and ranked second with 38 take-aways...Team finished fourth in the League with a plus 12 turnover differential...Unit established team single-season marks for interceptions and interception return yards, surpassing previous marks of 24 interceptions and 374 interception return yards in 2001...Defense tied record for take-aways that had been achieved in 1996 and 2000.

PRO BOWL: Elected a starter in his first career Pro Bowl...One of four players selected, joining Muhsin Muhammad, Dan Morgan and Mark Fields...Second consecutive season that Carolina was represented by three defensive players and four players overall...Stephen Davis, Kris Jenkins, Mike Rucker and Todd Sauerbrun were chosen in 2002...Marked the third consecutive season that a Panthers defensive lineman had been chosen...Defensive end Mike Rucker and defensive tackle Kris Jenkins appeared in 2003...Jenkins earned the honor in 2002.


HONORS: NFC Defensive Player of the Year by Kansas City 101 Club and NFL Alumni...First-team choice by *The Associated Press*, *College and Pro Football Weekly*, *Football Digest*, *The Sporting News All-Pro*, *Pro Football Weekly All-NFL*, *Pro Football Weekly All-NFC*.

NFC PLAYER OF THE WEEK/MONTH: NFC Defensive Player of the Month for November...First time he earned award...Only player to earn player-of-the-month recognition during 2003 season...Produced an NFL-high seven sacks, including three consecutive games with two quar-

The **number one**
way to stay in **touch**
with **your team.**



Official Wireless Provider of the
Carolina Panthers



alltelcircle.com
1-800-alltel-1

With My Circle, you choose who you call for free — any ten numbers, any network, anywhere in the U.S. It's the number one way to stay in touch with your team.

Visit alltel.com/alerts to sign up for Panther fan alerts today!

come and get your loveSM

My Circle: Available to new and existing customers on current select rate plans \$59.99/mo & higher. Visit alltelcircle.com for complete details. **Access Alerts:** Text Messaging service required. The charges for Text Messaging service will vary depending on your plan. Every text alert received will count against your Text Messaging plan. **Additional Information:** All product & service marks referenced are the names, trade names, trademarks & logos of their respective owners. ©2007 Alltel. All rights reserved.

alltel
wireless

terback takedowns...Registered interception return for a touchdown and a blocked field goal...Tallied 23 tackles, eight quarterback hurries, one forced fumble and two passes defended as Panthers ended six-game losing streak and posted 3-1 record for the month...Named NFL Rookie of the Month for October 2002.

INTERCEPTION RETURN YARDS: 143 interception return yards established season high for an NFL defensive lineman, surpassing the 131 yards totaled by Grant Wistrom for St. Louis in 1999...Total ranked sixth in the NFL among all defensive players in 2004...Yardage surpassed Doug Evans' team record of 126 yards set in 2001...97-yard interception return at Denver (10/10) stands as the longest in team history.

COMBINED INTERCEPTION AND FUMBLE RETURN YARDS: 203 combined interception and fumble return yards stand as the most recorded by an NFL defensive lineman since the NFL merger in 1970...Surpassed the 185 yards accumulated by University of North Carolina alum Greg Ellis for Dallas in 1999...Peppers total ranked second in the NFL for 2004, trailing only the 402 yards produced by Baltimore safety Ed Reed.

GAME HIGHLIGHTS - At Kansas City (9/19): Posted two sacks and a forced fumble against Chiefs quarterback Trent Green...Fourth career multi-sack effort...First since rookie year in 2002 versus Tampa Bay (10/27/02)...**At Denver (10/10):** Responsible for one of NFL's most spectacular plays of season with 97-yard interception return off of Broncos quarterback Jake Plummer...97-yard return set team mark for longest in franchise history surpassing previous record of 96 yards set by Tim McKyer at San Francisco (11/5/95) during the Panthers inaugural season...Second career interception for Peppers...**Vs. Oakland (11/7):** Totalled two sacks of Raiders quarterback Kerry Collins...Second multi-sack performance of the season and the fifth of his career...**At San Francisco (11/14):** Recorded two sacks of 49ers quarterback Tim Rattay...Effort helped Carolina overcome 17-0 second-half deficit and end six-game losing streak with 37-27 victory...Second consecutive multi-sack contest and his third of the season...Sixth-career multi-sack game...**Vs. Arizona (11/21):** Notched two sacks of Cardinals quarterback Shaun King...Third consecutive contest with two sacks and his fourth of the season...Seventh-career multi-sack game...**Vs. Tampa Bay (11/28):** Produced one of NFL's most dominant performances of the season...Blocked 26-yard field goal attempt by Martin Gramatica in the second quarter...Generated a 46-yard interception return for a touchdown off of Buccaneers quarterback Brian Griese in the third quarter to give Carolina 14-7 lead...Sacked Griese once...Responsible for five tackles, including one stop in which he chased down running back Michael Pittman from behind on a 68-yard screen pass in the second quarter...Touchdown was the first of his career and the first defensive score since Mike Minter returned an interception for a touchdown versus Tampa Bay (11/9/03)...Marked first time in team history that defensive lineman returned an interception for a touchdown...One of two defensive linemen to return an interception for a touchdown in 2004...Kindal Moorehead returned an interception for a touchdown later in the season at Tampa Bay (12/26/04)...Peppers became third defensive lineman in team history to score a touchdown joining Greg Kragen who returned a fumble for a touchdown at Chicago (10/8/95) and Shawn King who scored on a fumble return versus Tampa Bay (12/1/96)...Interception was the third of his career, including the playoffs...Last interception was registered versus Dallas (1/3/04) during NFC Wild Card contest...Blocked field goal was the second of his career...Both career blocked field goals have occurred against Buccaneers with first block recorded in 2003 at Tampa Bay (9/14/03)...Produced fourth consecutive game with a sack...**At New Orleans (12/5):** Contributed to effort that limited Saints to 30 yards rushing and one rushing first down, amounts that tied for the second-lowest in Panthers history...Equalled total yielded at Philadelphia (10/27/96)...One rushing first down occurred in five previous contests, most recently versus Detroit (12/21/03)...**Vs. St. Louis (12/12):** Sacked Rams quarterback Chris Chandler...**At Atlanta (12/18):** Produced one of the most memorable plays of the season with one-handed stab in midair of fumble by Falcons quarterback Michael Vick that he returned 60 yards for a touchdown...Score tied game at 24...Fumble caused on sack by Brentson Buckner...Became first defensive player in team history to score two touchdowns in a season...Second of three defensive touchdowns scored by Panthers in 2004...Peppers responsible for first with interception return versus Tampa Bay (11/28) and Kindal Moorehead would

score third on interception return at Tampa Bay (12/26)...60-yard touchdown return ranks as the third-longest in team history behind 94-yard return for touchdown by Rashard Anderson versus the New York Jets (10/28/01) and 66-yard return for touchdown by Kevin Greene versus St. Louis (10/13/96)...Became third defensive lineman to post fumble return for a touchdown in team history...Joined Greg Kragen's accomplishment at Chicago (10/8/95) and Shawn King's effort versus Tampa Bay (12/1/96)...**Vs. New Orleans (1/2):** Sacked Saints quarterback Aaron Brooks.

2003: Started all 16 games...Led team with 32 quarterback hurries and ranked second with seven sacks...Collected 65 tackles, three forced fumbles and six batted passes...Blocked a field goal on special teams...Member of defensive line that ranked second in the NFL with 32.5 sacks and defensive unit that stood seventh in the League in sacks per pass attempt...Key contributor to defensive unit that ranked eighth in the NFL in total defense, marking the first time in Panthers history that the defense ranked among the top 10 in the NFL in that category for two consecutive seasons...Recorded a sack in five of the final six regular season games...**POSTSEASON:** Started all four contests and led team with 14 quarterback hurries in addition to producing an interception, a sack, 14 tackles and two batted passes...**GAME HIGHLIGHTS - Vs. Jacksonville (9/7):** Sacked Jaguars quarterback Mark Brunell...**At Tampa Bay (9/14):** Registered his first career blocked field goal when he deflected 47-yard attempt by Martin Gramatica in the fourth quarter...Part of special teams effort that resulted in a total of two blocked field goals and an extra point...Contributions helped Panthers become the first team to block three kicks in a game since 1991 when Buffalo blocked four versus New England (11/24/91)...Combined with blocked punt and field goal in previous contest versus Jacksonville (9/7/03), the Panthers registered five combined blocked kicks in a span of two games to tie an NFL record and become the first team to achieve the feat since Minnesota in 1979 in games at Tampa Bay (11/25/79) and at the Los Angeles Rams (12/2/79)...Team also became the first team to block field goals in consecutive games since 2002 when New England blocked field goals at Oakland (11/17/02) and versus Minnesota (11/24/02)...**Vs. Tennessee (10/19):** Sacked Titans quarterback Steve McNair and forced a fumble...**At New Orleans (10/26):** Produced perhaps the game's biggest play with the Saints facing a fourth-and-1 in overtime at the Panthers 37-yard line...Tackled Saints running back Deuce McAllister in the backfield and forced a fumble that was recovered by Kris Jenkins and gave Carolina possession for its game-winning drive...Contributed to defensive effort that limited Saints offense that entered game as the NFL leader with a 52.9 percent third down conversion rate to 17 percent efficiency...**At Dallas (11/23):** Sacked Cowboys quarterback Quincy Carter once...**At Atlanta (12/7):** Registered a sack of Falcons quarterback Michael Vick...**At Arizona (12/14):** Sack of Cardinals quarterback Josh McCown in the fourth quarter forced Cardinals to settle for a field goal that tied score at 17 in eventual 20-17 Carolina victory...**Vs. Detroit (12/21):** Sacked Lions quarterback Mike McMahon...Part of defensive effort that limited Lions to 106 total net yards, the second-lowest amount in team history...**NFC Wild Card vs. Dallas (1/3):** Intercepted Cowboys quarterback Quincy Carter in the fourth quarter and returned it 34 yards to set up field goal...Interception was the second of his career with both coming off of Carter...**NFC Divisional Playoffs at St. Louis (1/10):** Responsible for a sack of Rams quarterback Marc Bulger.

2002: Starter in all 12 games he played...Led the Panthers and ranked second among NFL rookies with 12 sacks in addition to producing 54 tackles, one interception, five forced fumbles, 19 quarterback hurries and four batted passes... 12 sacks ranked second among rookies, fourth in the NFC and were the most ever registered by a Carolina defensive lineman, surpassing Mike Rucker's total of nine in 2001... Sack total also tied him for fifth all-time among NFL rookies with Charles Haley, who reached his mark with San Francisco in 1986...Included in Julius' sack total were two three-sack games, which matched the NFL record for most three-sack games by a rookie, set by Leslie O'Neal of San Diego in 1986...Amassed at least two sacks in three contests to equal the rookie record for multi-sack games in a season, previously accomplished by several players...Teamed with Rucker as the only tandem of defensive ends in the NFL to each register at least 10 sacks during the season...Duo helped make Carolina one of

two teams in the League to boast five players with at least five sacks...Aided by Peppers contributions, defensive line ranked third in the NFL with 39 sacks, and the defense led the League in sacks per pass attempt and ranked second in sacks...Helped Panthers boast only defensive unit since the NFL merger in 1970 to improve from last in the League in total defense to second in one season...Suspended for the final four games of the season by the NFL for violating the banned substance policy...Suspension in effect for contests versus Cincinnati (12/8), at Pittsburgh (12/15), versus Chicago (12/22) and at New Orleans (12/29). **HONORS:** NFL Defensive Rookie of the Year by The Associated Press, *Sports Illustrated*, *Pro Football Weekly* and *Football Digest*...Chosen all-rookie by *Pro Football Weekly*...**NFL ROOKIE OF THE MONTH:** Named NFL Rookie of the Month for October after compiling six sacks, one interception, three forced fumbles, 25 tackles and six quarterback hurries...At the time of his recognition, only five players in the NFL had more sacks during the entire season than the six he recorded in October...**Vs. Baltimore (9/8):** Played a role in the game's biggest play, batting a pass by Ravens quarterback Chris Redman that was intercepted by Dan Morgan with 1:27 remaining in the game to seal the victory...**Vs. Detroit (9/15):** Tied a team record with three sacks of Lions quarterback Mike McMahon and also ranked second on the team with seven tackles in addition to contributing one forced fumble, two quarterback hurries and one batted pass...Three sacks were the most ever for a Panthers rookie and tied a team record, most recently accomplished by Kevin Greene versus Atlanta (9/6/98)...Helped the defense total a season-high six sacks and limit the Lions to 49 net yards passing, a Carolina team record, and 122 total net yards, the second lowest total allowed by a Panthers defense in team history...**At Dallas (10/13):** Produced monstrous performance with three sacks and an interception of Cowboys quarterback Quincy Carter in addition a forced fumble and four tackles...Returned interception 21 yards before lateralling the ball to Mark Fields, who gained an additional 30 yards...Helped defense match its season high with six sacks...Second three-sack outing of the year tied the NFL rookie record for three-sack games in a season set by O'Neal in 1986...Became one of three players in the NFL to register three sacks and one interception in the same game in 2002, joining Pittsburgh's Joey Porter and Oakland's Trace Armstrong...**At Atlanta (10/20):** Sacked Falcons quarterback Michael Vick once...**Vs. Tampa Bay (10/27):** Accumulated two sacks and led the defensive line with a career-high nine tackles in addition to contributing a forced fumble...Helping defense equal its season best with six sacks...Marked his third game of the season with at least two sacks, tying the NFL rookie record for most multi-sack games...**Vs. New Orleans (11/10):** Notched a sack of Aaron Brooks...**At Tampa Bay (11/17):** Sacked Brad Johnson once...Buccaneers contest marked his fifth consecutive game with at least one sack, one shy of the team record set by Greene in 1998...**At Cleveland (12/1):** Produced a sack of Tim Couch.

COLLEGE: Left University of North Carolina in 2001 following a junior campaign in which he won the Lombardi Award, given to the nation's top lineman, and the Chuck Bednarik Award, given to the nation's best overall defensive player...Finalist for the Nagurski Award, an honor awarded by the Football Writers Association to college football's best defensive player...In only three seasons, he started 33 of the 34 games he played...Ranked second all-time in Tar Heels history with 30.5 sacks...Accumulated 53 stops behind the line of scrimmage, 167 tackles, five interceptions, two fumble recoveries, five forced fumbles, 13 passes defended and 42 quarterback pressures...Returned two of his interceptions and one of his fumble recoveries for touchdowns...**2001 (Jr.):** Unanimous All-America and All-ACC first team choice...Started all 12 games at weakside defensive end and collected 63 tackles, 9.5 sacks, one forced fumble and three interceptions, including one returned for a touchdown...Three interceptions ranked first in the country among defensive lineman...Second-team All-America by The Associated Press and *Football News* and first-team All-ACC selection...**2000 (So.):** Started all 11 games at strongside defensive end and led the nation with 15 sacks, finishing one sack shy of Lawrence Taylor's school record set in 1980...Established a school mark and ranked third in the country with 24 tackles for a loss while also registering 64 tackles, one interception, one fumble recovery, three forced fumbles and two batted passes...Returned both the interception and fumble recovery for touchdowns...Totalled four sacks at Virginia and

scored on a fumble return versus Wake Forest and an interception at Duke...**1999 (Fr.):** Started all 11 games at strongside defensive end and was a freshman All-America choice by *The Sporting News*...Responsible for 50 tackles, six sacks, one interception, one fumble recovery, one forced fumble and two batted passes...Versus Florida State, he took down Chris Weinke for his first two career sacks.

PERSONAL: Avid reader whose favorite authors include Donald Goines, John Grisham and John Maxwell...Named the nation's top two-sport athlete by *The Sporting News* in 2001 in a vote of Division I basketball coaches...Played basketball for the Tar Heels in 1999 and 2000 as a freshman and sophomore...Played in 56 games and posted career averages of 5.7 points and 3.7 rebounds and had 23 blocked shots... Totals included career-highs of 21 points on eight-of-nine shooting versus Penn State (3/18/01) during the NCAA Tournament and 13 rebounds versus Clemson (1/6/00)...Played in 25 games as a sophomore, averaging 7.1 points and 4.0 rebounds, and led the team with a field goal percentage of .643...As a freshman, he averaged 4.5 points and 3.5 rebounds and blocked 17 shots to help the Tar Heels reach the Final Four...*Parade* All-America and named Male Athlete of the Year by the North Carolina High School Athletic Association following his senior year at Southern Nash HS in Bailey, NC...Played tailback and defensive end and rushed for 3,501 yards and 46 touchdowns during his career...Earned All-State honors as a junior defensive end and totalled six sacks as a senior...Four-year letterman in basketball...Earned All-State honors as a senior and was a four-time All-Conference selection...AAU team won the national championship and included future Tar Heels teammates Brendan Haywood and Kris Lang...Competed for four years in the triple jump and relays...Afro-American Studies major...Lives in Charlotte...Spokesperson for Big Brothers Big Sisters of Greater Charlotte...Single...Julius Frazier Peppers.

CAREER

Julius Peppers

STATISTICS

Year	Team	GP/GS	Tot	T	A	Sack	Yds	INT	Yds	Lg	TD	PD	FF	FR	Yds
2002	Carolina	12/12	54	37	17	12.0	78	1	21	21	0	4	5	0	0
2003	Carolina	16/16	65	48	17	7.0	39	0	0	-	0	6	3	0	0
2004	Carolina	16/16	85	63	22	11.0	71	2	143	97	2	6	4	1	60
2005	Carolina	16/16	70	46	24	10.5	61.5	0	0	-	0	4	1	1	10
2006	Carolina	16/16	75	61	14	13.0	89	0	0	-	0	6	3	2	0
Totals		76/76	349	255	94	53.5	338.5	3	164	97	2	26	16	4	70

POSTSEASON

Year	Team	GP/GS	Tot	T	A	Sack	Yds	INT	Yds	Lg	TD	PD	FF	FR	Yds
2003	Carolina	4/4	14	8	6	1.0	10	1	34	34	0	2	0	0	0
2005	Carolina	3/3	12	11	1	1.0	9	0	0	-	0	1	1	0	0
Totals		7/7	26	19	7	2.0	19	1	34	34	0	3	1	0	0

ADDITIONAL STATISTICS

BLOCKED FIELD GOALS: 2003 (1); 2004 (1); 2005 (1); 2006 (2).

SINGLE-GAME CAREER HIGHS

TACKLES	9	two times, most recently at Baltimore (10/15/06)
INTERCEPTIONS	1	four times, most recently vs Dallas (11/28/04)
SACKS	3	six times, most recently vs Tampa Bay (11/13/06)
FORCED FUMBLES	1	16 times, most recently at Baltimore (10/15/06)
FUMBLE RECOVERIES	1	four times, most recently vs Tampa Bay (11/13/06)
LONG INT RETURN	97	at Denver (10/10/04)
LONG FUMBLE RETURN	60t	at Atlanta (12/18/04)
TOUCHDOWNS	1	two times, most recently at Atlanta (12/18/04)
BLOCKED FIELD GOALS	1	five times, most recently at Minnesota (9/17/06)

PEPPERS GAME-BY-GAME STATISTICS

2006 CAROLINA

Date	Opp	W/L	P/S	T	S	A	SACK	QBP	FR	FF	PD	INT	YDS	LG	TD
09/10	ATLANTA	L	S	4	3	1	-	2	-	-	1	-	-	-	-
09/17	@Minnesota	L	S	9	8	1	3.0	5	-	-	1	-	-	-	-
09/24	@Tampa Bay	W	S	6	5	1	1.0	-	-	-	-	-	-	-	-
10/01	NEW ORLEANS	W	S	5	4	1	1.0	-	-	1	-	-	-	-	-
10/08	CLEVELAND	W	S	7	5	2	1.0	7	1	1	1	-	-	-	-
10/15	@Baltimore	W	S	9	8	1	2.0	2	-	1	-	-	-	-	-
10/22	@Cincinnati	L	S	6	5	1	-	2	-	-	-	-	-	-	-
10/29	DALLAS	L	S	5	4	1	-	1	-	-	-	-	-	-	-
11/13	TAMPA BAY	W	S	4	4	-	3.0	4	1	-	2	-	-	-	-
11/19	ST. LOUIS	W	S	-	-	-	-	3	-	-	-	-	-	-	-
11/26	@Washington	L	S	5	3	2	-	1	-	-	1	-	-	-	-
12/04	@Philadelphia	L	S	4	4	-	-	2	-	-	-	-	-	-	-
12/10	NEWYORK GIANTS	L	S	4	3	1	-	2	-	-	-	-	-	-	-
12/17	PITTSBURGH	L	S	3	2	1	-	1	-	-	-	-	-	-	-
12/24	@Atlanta	W	S	2	2	-	2.0	3	-	-	-	-	-	-	-
12/31	@New Orleans	W	S	2	1	1	-	3	-	-	-	-	-	-	-
TOTALS		16/16		75	61	14	13.0	38	2	3	6	0	0	0	0

2005 CAROLINA

Date	Opp	W/L	P/S	T	S	A	SACK	QBP	FR	FF	PD	INT	YDS	LG	TD
09/11	NEW ORLEANS	L	S	7	4	3	-	1	-	-	-	-	-	-	-
09/18	NEW ENGLAND	W	S	3	1	2	-	1	1	-	-	-	-	-	-
09/25	@Miami	L	S	5	3	2	-	4	-	-	1	-	-	-	-
10/03	GREEN BAY	W	S	5	3	2	-	4	-	-	-	-	-	-	-
10/09	@Arizona	W	S	4	3	1	-	2	-	-	1	-	-	-	-
10/16	@Detroit	W	S	4	4	-	1.0	2	-	1	-	-	-	-	-
10/30	MINNESOTA	W	S	2	2	-	-	2	-	-	-	-	-	-	-
11/06	@Tampa Bay	W	S	6	4	2	3.0	2	-	-	-	-	-	-	-
11/13	NEWYORK JETS	W	S	4	3	1	1.5	2	-	-	-	-	-	-	-
11/20	@Chicago	L	S	4	3	1	-	-	-	-	-	-	-	-	-
11/27	@Buffalo	W	S	5	3	2	1.0	1	-	-	1	-	-	-	-
12/04	ATLANTA	W	S	5	3	2	1.0	2	-	-	-	-	-	-	-
12/11	TAMPA BAY	L	S	5	3	2	-	3	-	-	1	-	-	-	-
12/18	@New Orleans	W	S	2	-	2	-	2	-	-	-	-	-	-	-
12/24	DALLAS	L	S	8	6	2	3.0	2	-	-	-	-	-	-	-
01/01	@Atlanta	W	S	1	1	-	-	4	-	-	-	-	-	-	-
TOTALS		16/16		70	46	24	10.5	34	1	1	4	0	0	0	0

POSTSEASON

01/08	@ N.Y. Giants	W	S	2	2	-	1.0	2	-	-	1	-	-	-	-
01/15	@ Chicago	W	S	4	4	-	-	1	-	1	-	-	-	-	-
01/22	@ Seattle	L	S	6	5	1	-	-	-	-	-	-	-	-	-
TOTALS		3/3		12	11	1	1.0	3	0	1	1	0	0	0	0

2004 CAROLINA

Date	Opp	W/L	P/S	T	S	A	SACK	QBP	FR	FF	PD	INT	YDS	LG	TD
09/13	GREEN BAY	L	S	8	6	2	-	-	-	1	-	-	-	-	-
09/19	@ Kansas City	W	S	8	6	2	2.0	1	-	1	-	-	-	-	-
10/03	ATLANTA	L	S	4	3	1	-	1	-	-	-	-	-	-	-
10/10	@ Denver	L	S	7	6	1	-	2	-	-	1	1	101	101	-
10/17	@ Philadelphia	L	S	5	5	-	-	4	-	-	1	-	-	-	-
10/24	SAN DIEGO	L	S	5	4	1	-	1	-	-	-	-	-	-	-
10/31	@ Seattle	L	S	4	3	1	-	3	-	-	-	-	-	-	-
11/07	OAKLAND	L	S	6	4	2	2.0	2	-	-	-	-	-	-	-
11/14	@ San Francisco	W	S	6	4	2	2.0	1	-	-	1	-	-	-	-
11/21	ARIZONA	W	S	6	4	2	2.0	3	-	1	1	-	-	-	-
11/28	TAMPA BAY	W	S	5	3	2	1.0	2	-	-	-	1	46	46	1
12/05	@ New Orleans	W	S	2	2	-	-	3	-	-	-	-	-	-	-
12/12	ST. LOUIS	W	S	5	3	2	1.0	4	-	-	-	-	-	-	-
12/18	@ Atlanta	L	S	5	3	2	-	-	1	-	1	-	-	-	-
12/26	@ Tampa Bay	W	S	2	2	-	-	3	-	-	-	-	-	-	-
01/02	NEW ORLEANS	L	S	7	5	2	1.0	1	-	1	1	-	-	-	-
TOTALS			16/16	85	63	22	11.0	31	1	4	6	2	143	97	1

2003 CAROLINA


Date	Opp	W/L	P/S	T	S	A	SACK	QBP	FR	FF	PD	INT	YDS	LG	TD
09/07	JACKSONVILLE	W	S	4	4	-	1.0	-	-	-	-	-	-	-	-
09/14	@ Tampa Bay	W	S	-	-	-	-	1	-	-	-	-	-	-	-
09/28	ATLANTA	W	S	3	3	-	-	3	-	-	-	-	-	-	-
10/05	NEW ORLEANS	W	S	4	3	1	-	2	-	-	-	-	-	-	-
10/12	@ Indianapolis	W	S	1	-	1	-	2	-	-	1	-	-	-	-
10/19	TENNESSEE	L	S	5	5	-	1.0	-	-	1	-	-	-	-	-
10/26	@ New Orleans	W	S	5	4	1	-	1	-	1	-	-	-	-	-
11/02	@ Houston	L	S	7	4	3	-	3	-	-	-	-	-	-	-
11/09	TAMPA BAY	W	S	5	4	1	-	6	-	-	-	-	-	-	-
11/16	WASHINGTON	W	S	2	-	2	-	2	-	-	1	-	-	-	-
11/23	@ Dallas	L	S	6	5	1	1.0	1	-	-	-	-	-	-	-
11/30	PHILADELPHIA	L	S	4	2	2	-	1	-	-	-	-	-	-	-
12/07	@ Atlanta	L	S	7	5	2	1.0	2	-	-	2	-	-	-	-
12/14	@ Arizona	W	S	5	4	1	1.0	-	-	1	-	-	-	-	-
12/21	DETROIT	W	S	4	3	1	1.0	2	-	-	1	-	-	-	-
12/28	@ New York Giants	W	S	3	2	1	1.0	6	-	-	1	-	-	-	-
TOTALS			16/16	65	48	17	7.0	32	0	3	6	0	0	0	0

POSTSEASON

01/03	DALLAS	W	S	2	1	1	-	6	-	-	-	1	34	34	0
01/10	@ St. Louis	W	S	6	4	2	1.0	2	-	-	2	-	-	-	-
01/18	@ Philadelphia	W	S	1	1	-	-	1	-	-	-	-	-	-	-
02/01	@ New England	L	S	5	2	3	-	5	-	-	-	-	-	-	-
TOTALS			4/4	14	8	6	1.0	14	0	0	2	1	34	34	0

2002 CAROLINA

Date	Opp	W/L	P/S	T	S	A	Sacks	QBP	FR	FF	PD	INT	YDS	LG	TD
09/08	BALTIMORE	W	S	1	-	1	-	2	-	-	2	-	-	-	-
09/15	DETROIT	W	S	7	7	-	3.0	2	-	1	1	-	-	-	-
09/22	@ Minnesota	W	S	3	1	2	-	-	-	-	-	-	-	-	-
09/29	@ Green Bay	L	S	3	2	1	-	2	-	-	-	-	-	-	-
10/06	ARIZONA	L	S	6	3	3	-	3	-	1	-	-	-	-	-
10/13	@ Dallas	L	S	4	4	-	3.0	1	-	1	-	1	21	21	0
10/20	@ Atlanta	L	S	6	5	1	1.0	-	-	-	-	-	-	-	-
10/27	TAMPA BAY	L	S	9	4	5	2.0	2	-	1	-	-	-	-	-
11/10	NEW ORLEANS	L	S	4	2	2	1.0	2	-	-	-	-	-	-	-
11/17	@ Tampa Bay	L	S	4	3	1	1.0	1	-	1	-	-	-	-	-
11/24	ATLANTA	L	S	4	3	1	-	2	-	-	-	-	-	-	-
12/01	@ Cleveland	W	S	3	3	-	1.0	2	-	-	1	-	-	-	-
12/08	CINCINNATI	W						SUSPENDED							
12/15	@ Pittsburgh	L						SUSPENDED							
12/22	CHICAGO	W						SUSPENDED							
12/29	@ New Orleans	W						SUSPENDED							
TOTALS			12/12	54	37	17	12.0	19	0	5	4	1	21	21	0




Mike RUCKER

defensive end

6-5 • 270 • Nebraska

Birthdate:2/28/75
 Hometown:St. Joseph, MO
 High School:Benton
 NFL:9th Season
 Panthers:9th Season
 How Acquired:D2b '99

93



PRO CAREER:



- AMONG PANTHERS ALL-TIME LEADERS:** Ranks second all-time with 52.5 sacks...Ranks second all-time with 496 tackles behind Mike Minter, who has 953 stops...Ranks third all-time in Carolina annals with 13 forced fumbles behind Mike Minter and Julius Peppers who are tied for first with 16...One of four players in team history with 400 or more tackles...Rucker and Minter are joined by linebackers Dan Morgan, who has 432 and Will Witherspoon, who ended his Panthers career with 421...123 games played ranks fifth in team history.
- SACKS BETWEEN TEAMMATES SINCE 2002:** Since 2002, Rucker has combined with fellow defensive end Julius Peppers to accumulate 91.5 sacks, an amount that ties for the NFL lead for sacks between two teammates with Indianapolis' Dwight Freeney and Robert Mathis.



PANTHERS TALE

For every quarterback sack Mike collects, he donates money to Amyotrophic Lateral Sclerosis (ALS) research. Commonly known as Lou Gehrig's disease, ALS is a progressive neuromuscular disease that weakens and eventually destroys components of the nervous system that connect the brain with the skeletal muscles. Mike is also owner and CEO of Vision Group Realty, a full-service real estate company located in Charlotte.

- One of only three players in team history to record at least 10 sacks in two consecutive seasons along with Kevin Greene and Julius Peppers.
- Joined Kris Jenkins as one of two Panthers defensive linemen to appear in the Pro Bowl in 2003, marking the first time in team history that Carolina was represented in the game by two players from the defensive front.
- Combined for 22 sacks in 2002 and 2003 as member of defensive front that ranked second in the NFL among defensive lines with 32.5 sacks in 2003 and second in the League with a combined total of 71.5 sacks during the 2002 and 2003 campaigns.
- Named NFL Defensive Player of the Month for September in 2002 and 2003, becoming the 11th player to earn the award in the same month in successive seasons since the League started the honor in 1986.
- Led Carolina and ranked fourth in the NFC with career-high 12 sacks in 2003, despite missing two contests with a sprained right knee.
- Registered first NFL interception versus Philadelphia (11/30/04) off of Eagles Pro Bowl-quarterback Donovan McNabb.
- Combined with Julius Peppers, who collected 12 sacks, to give Carolina the only tandem of defensive linemen in the NFL to each produce at least 10 sacks in 2002.
- Named NFC Defensive Player of the Month for September 2002 after totalling five sacks, 21 tackles, two forced fumbles, 13 quarterback hurries and one batted pass in four contests.
- Teamed with safety Mike Minter versus Cincinnati (12/8/02) to tackle Bengals running back Corey Dillon in the end zone, producing the Panthers first defensive safety since 1996.
- Tied a team record with a career-high three sacks at Minnesota (9/22/02), victimizing Vikings quarterback Daunte Culpepper.

TRANSACTIONS: Placed on injured reserve by Carolina with an injured left knee (12/20/06)...Signed to contract extension by Carolina (9/3/02)... Selected by Carolina in the second round (38th pick overall) of the 1999 NFL Draft (4/17/99).

GP/GS: Career (123/91) [7/7]; 2006 (14/14); 2005 (15/14) [3/3]; 2004 (16/16) 2003 (14/14) [4/4]; 2002 (16/16); 2001 (16/16); 2000 (16/1); 1999 (16/0).

2006: Started first 14 contests of the season before being placed on injured reserve with an injured left knee (12/20)...Ranked second on the team with five sacks and 23 quarterback hurries...Ranked third among defensive linemen with 44 tackles...Contributed two forced fumbles...Ranks second in team history with 52.5 sacks behind Julius Peppers with 53.5...One of two players in team history to reach 50 sacks...Posted one multi-sack game...Key contributor to a defensive unit that finished seventh in the NFL in total defense and tied for eighth in scoring defense, allowing 19.1 points per game...Helped unit rank 11th in the League in rushing yards per game, third in third-down efficiency and seventh in sacks per pass play...41 sacks by defense is the fourth-highest amount in team history...**NFL Defensive Player of the Week/Month:** Named Defensive Player of the Week versus St. Louis (11/19)...Sacked Rams quarterback Marc Bulger for an eight-yard loss in the second quarter and dropped Bulger for a safety in the fourth quarter...Contributed to a defensive effort that limited the Rams to 111 total yards in the third regular season shutout in club history...**At Baltimore (10/15):** Teamed with linebacker Chris Draft to sack Ravens quarterback Steve McNair for a nine-yard loss...**Vs. Dallas (10/29):** Sacked Cowboys quarterback Tony Romo...**At Philadelphia (12/4):** Sacked Eagles quarterback Jeff Garcia...**Vs. Pittsburgh (12/17):** Combined with Kris Jenkins to sack Steelers quarterback Ben Roethlisberger...Suffered a left knee injury.

2005: Played in 15 games with 14 starts...Ranked second on the team with 7.5 sacks and 30 quarterback hurries...Ranked second among defensive linemen with 62 tackles...Contributed three forced fumbles, a career-high two fumble recoveries and four passes defended...Sack total enabled Rucker to become Panthers all-time leader with 47.5 sacks...Produced two multi-sack games...Helped team lead NFC with a team-record 42 take-aways and a plus-16 turnover differential...Key component of defense that finished third in

the NFL, the second-highest ranking in team history behind the 2002 unit that ranked second...Ranked fourth in the League in rushing defense, allowing 91.6 rushing yards per game, fifth in scoring defense, yielding 16.2 points per game and seventh in sacks per pass play...40 sacks recorded by defense since Week Six of the regular season led the NFL...Rushing yards allowed per game were fewest in team history, points per game ranked as second-fewest and total yards allowed per game ranked as third-fewest...45 sacks by defense is third-highest amount in team history...Inactive versus Tampa Bay (12/11) with an injured ankle...

POSTSEASON: Started all three games...Tallied eight tackles, one sack, three quarterback hurries, one fumble recovery and two passes defended...**Vs. New England (9/18):** Registered a sack and forced fumble of Patriots quarterback Tom Brady on the same play...Fumble was recovered by Julius Peppers and set up team's final touchdown...**Vs. Green Bay (10/3):** Produced sack and forced fumble of Packers quarterback Brett Favre on same play during Green Bay's first possession of the game...Fumble recovered by Kindal Moorhead and led to team's first touchdown...Sack increased career total to 42 sacks and made Rucker the team's all-time sack leader...Surpassed Kevin Greene's Panthers career total of 41.5 sacks...

At Detroit (10/16): Generated two sacks of Detroit quarterback Joey Harrington...Part of defensive effort that netted six sacks, four turnovers and limited the Lions to a season-low 209 yards...Eighth career game with two or more sacks...Appearance made him fifth player in team history to play in 100 games, joining John Kasay, Muhsin Muhammad, Mike Minter and Kris Mangum...**At Tampa Bay (11/6):** Responsible for two sacks of Buccaneers quarterback Chris Simms in addition to a forced fumble and a fumble recovery...Ninth career game with two more sacks...Fumble recovery led to Panthers first touchdown...Fumble recovery led to field goal...Keyed defensive line effort that resulted in six sacks, two forced fumbles and two fumble recoveries...**Vs. New York Jets (11/13):** Contributed half a sack of Jets quarterback Brooks Bollinger...**At Buffalo (11/27):** Garnered sack of Bills quarterback J.P. Losman...**NFC Wild Card at New York Giants (1/8):** Recovered fumble by Giants quarterback Eli Manning on New York's final offensive possession to secure shutout in 23-0 victory...Part of defensive effort that held scoreless a Giants offense that ranked third in the NFL in points per game...Panthers became the first team to register a shutout on the road in the playoffs since 1980 when the Los Angeles Rams posted a 9-0 victory at Tampa Bay (1/5/80) in the 1979 NFC championship...Carolina shutout was third in team history, matching 24-0 victory versus Tampa Bay (12/1/96) and 13-0 win at New Orleans (10/19/97)...**NFC Championship at Seattle (1/22):** Notched sack of Seahawks quarterback Matt Hasselbeck.

2004: Started all 16 games at defensive end for the first time since 2001...Totalled 65 tackles, 3.5 sacks, 23 quarterback hurries and one fumble recovery...Contributed to a defensive front that held opponents to fewer than 100 yards on the ground in six of their last nine games, yielding an average of 70.3 yards during those six games...Helped defense collect 23 sacks in the final eight games and collect 38 take-aways, including 29 in the second half of the season, which tied a team record that previously had been achieved in 1996 and 2000...**At Philadelphia (10/17):** Left game in the first quarter with an irregular heartbeat...**At San Francisco (11/14):** Recovered a Tim Rattay fumble caused by Will Witherspoon in the fourth quarter that led to a Todd Sauerbrun go-ahead 34-yard field goal...**At New Orleans (12/5):** Registered first sack of the season of quarterback Aaron Brooks...Contributed to a defense that limited Saints to 30 yards rushing and one rushing first down...30 yards rushing equaled the second fewest allowed in team history, previously accomplished at Philadelphia (9/27/96)...One rushing first down occurred in five previous contests, most recently versus Detroit (12/21/03)...**At Atlanta (12/18):** Collected one sack of quarterback Michael Vick...**At Tampa Bay (12/26):** Tallied one sack of Tampa Bay quarterback Brian Griese...Part of defensive effort that limited Tampa Bay to 46 yards rushing.

2003: Starter at right defensive end in all 14 games he played...Led defensive line with 73 tackles and 12 sacks in addition to registering his first career interception, one forced fumble, 20 quarterback hurries and one batted pass...12 sacks ranked fourth in the NFC...Joined Kevin Greene, who recorded 15 sacks in 1998 and 12 in 1999, as the only players in team history to record at least 10 sacks in two consecutive seasons...Leading tackler among defensive linemen

for third consecutive season...Member of defensive line that finished second in the NFL in sacks with 32.5 and ranked seventh in the League in sacks per pass attempt...Part of defensive unit that finished eighth in the League in total defense, marking the first time in team history that the defense has ranked in the top 10 in total defense in consecutive seasons...Inactive at Arizona (12/14) and versus Detroit (12/21) with a sprained knee suffered at Atlanta (12/7)...**POSTSEASON:** Started all four games...Notched 12 tackles, one sack and 13 quarterback hurries.

PRO BOWL: Pro Bowl selection for the first time...Selected as the NFC "needs player" by Philadelphia head coach Andy Reid, who coached the NFC squad...First Panthers defensive end to be selected in team history...One of four Panthers to be chosen, joining running back Stephen Davis, defensive tackle Kris Jenkins and punter Todd Sauerbrun...Joined Jenkins as one of two Panthers linemen to play in the contest, marking the first time that has occurred in team history...Group was the second-largest contingent in team history, only surpassed by the 1996 team that saw eight players chosen.

HONORS/AWARDS: *Sports Illustrated* All-Pro...*Football Digest* All-Pro second team.

NFC PLAYER OF THE WEEK/MONTH: Named NFC Defensive Player of the Month for September for the second consecutive season...Totalled five sacks, 19 tackles, seven quarterback hurries and one forced fumble in three games...Posted three sacks and seven tackles versus Jacksonville (9/7), six tackles, five quarterback hurries and a forced fumble at Tampa Bay (9/14), and two sacks, two quarterback hurries and six tackles versus Atlanta (9/28)...11th player to earn Player of the Month honors in the same month in consecutive years since the League started the honor in 1986...Second player in team history to earn the award in the same month for successive seasons (linebacker Sam Mills earned the honor for the month of November in 1995 and 1996)...Rucker is the third player in team history to earn the recognition twice, joining Mills and kicker John Kasay, who won the award in September of 1996 and October of 2003.

MULTI-SACK GAMES: Produced four multi-sack games in 2003...Since becoming a full-time starter in 2001 through the 2003 season, he totalled seven multi-sack performances, which tied him for third in the League...Accumulated five two-sack games and two three-sack performances...Has recorded at least two sacks in contests at Houston (11/2/03), at New Orleans (10/26/03), versus Atlanta (9/28/03), versus Jacksonville (9/7/03), at Minnesota (9/22/02), versus Detroit (9/15/02) and versus New Orleans (10/14/01).

GAME HIGHLIGHTS - Vs. Jacksonville (9/7): Matched personal best with three sacks of Jaguars quarterback Mark Brunell in addition to collecting seven tackles...Three sacks equalled career high set at Minnesota (9/22/02)...**Vs. Atlanta (9/28):** Posted second multi-sack game of the season with two sacks of Falcons quarterback Doug Johnson...Contributed to a defensive effort that collected eight quarterback hurries that led to six sacks and one interception...**Vs. Tennessee (10/19):** Led team with eight tackles and sacked Titans quarterback Steve McNair...**At New Orleans (10/26):** Produced third multi-sack performance of the season, with two sacks of Saints quarterback Aaron Brooks... Contributed to defensive effort that limited Saints offense that entered the game as the NFL leader with a 52.9 percent third down conversion rate to 17 percent efficiency...**At Houston (11/2):** Registered fourth multi-sack game of the season, with two sacks of Texans quarterback Tony Banks... **Vs. Tampa Bay (11/9):** Sacked Buccaneers quarterback Brad Johnson once...**Vs. Philadelphia (11/30):** Garnered his first career interception on the first play of the game off of Eagles quarterback Donovan McNabb and recorded a sack...**At Atlanta (12/7):** Tied for the lead among defensive line with seven tackles despite suffering a sprained knee during the contest...**NFC Championship at Philadelphia (1/18):** Registered sack of Eagles quarterback McNabb...One of five sacks recorded by defense...**Super Bowl XXXVIII vs. New England (2/1):** Led team with seven quarterback hurries.

2002: Started all 16 games at right defensive end...Led defensive line and ranked fourth on the team with a career-high 86 tackles...Second on the team with 10 sacks...Amassed a team high and personal-best 43 quarterback hurries...Hurries more than doubled the combined total of his first three NFL seasons...Responsible for two forced fumbles, one fumble recovery and five batted passes...Linchpin on a defensive line that ranked third in the NFL with

39 sacks...Combined with Julius Peppers, to give Carolina the only tandem of defensive linemen in the NFL to each tally at least 10 sacks...Efforts helped make Panthers one of two teams in the League to boast five players with at least five sacks...Defense ended the season ranked second in the NFL in total defense, the best in team history...Led the NFL in sacks per pass play and rushing yards per attempt...**NFC PLAYER OF THE WEEK/MONTH:** Garnered first career NFC Defensive Player of the Month recognition for September...Generated five sacks, 21 tackles, two forced fumbles, 13 quarterback hurries and one batted pass in the season's first four games...**Vs. Detroit (9/15):** Collected two sacks of quarterback Mike McMahon... Sacks were part of a six-sack effort that was a season-high for the defense...**At Minnesota (9/22):** Tied a team record with a career-high three sacks of Vikings quarterback Daunte Culpepper...**Vs. Arizona (10/6):** Produced one sack of Cardinals quarterback Jake Plummer...**Vs. New Orleans (11/10):** Sacked Saints quarterback Aaron Brooks once...**Vs. Cincinnati (12/8):** Garnered a career-high nine tackles and a season-high six quarterback hurries...Teamed with strong safety Mike Minter to tackle Bengals running back Corey Dillon in the end zone for a safety...Marked Panthers first safety on defense since the team was credited with one versus Pittsburgh (12/22/96) when Steelers quarterback Mike Tomczak was called for intentional grounding in the end zone and the Panthers first safety since Rams punter Mike Horan ran out the end zone versus St. Louis (12/20/97)...**At Pittsburgh (12/15):** Registered one sack of Steelers quarterback Tommy Maddox...**Vs. Chicago (12/22):** Sacked Bears quarterback Chris Chandler and forced him out of the game...Helped the defense yield a season-low eight first downs...Amount tied the second-lowest total in team history...**At New Orleans (12/29):** Sacked Saints quarterback Aaron Brooks once...Helped limit the Saints to six points, equalling the defense's season-low.

2001: Started 16 games at right defensive end...Led the team with nine sacks and the defensive line with a 72 tackles...Tied for the team lead with a career-high four forced fumbles...Tallied a team-high nine quarterback hurries, and was responsible for a fumble recovery and a pass defensed...**At Atlanta (9/23):** Recorded a sack of Falcons quarterback Chris Chandler...**Vs. New Orleans (10/14):** Collected two sacks of Saints quarterback Aaron Brooks...**Vs. the New York Jets (10/28):** Responsible for a sack of Jets quarterback Vinny Testaverde...**At Miami (11/4):** Contributed half-sack of Jay Fielder...**Vs. San Francisco (11/18):** Produced a sack of Jeff Garcia...**Vs. Atlanta (11/25):** Added another sack of Chandler...**At New Orleans (12/2):** Responsible for half a sack of Brooks...**Vs. St. Louis (12/23):** Recorded a sack of Rams quarterback Kurt Warner...**Vs. New England (1/6):** Notched a sack of Patriots quarterback Tom Brady.

2000: Appeared in all 16 games with one start...Ranked second among defensive linemen with 52 tackles...Compiled 2.5 sacks, one forced fumble, seven quarterback hurries and one batted pass...**At San Francisco (9/10):** Responsible for half sack of 49ers quarterback Rick Mirer...**Vs. San Francisco (10/22):** Posted a sack of Jeff Garcia...**At Minnesota (11/19):** Sacked Vikings quarterback Daunte Culpepper once...**Vs. St. Louis (12/3):** Tallied four tackles as part of a defensive effort that ended the Rams NFL-record 28-game streak of scoring at least 20 points.

1999: Played in all 16 games as a rookie...Posted 42 tackles, three sacks, five quarterback hurries and two batted passes, receiving significant action as part of the defensive line rotation...**Vs. Cincinnati (9/26):** Tackled Jeff Blake to register his first NFL sack in addition to notching three stops...**At Washington (10/3):** Recorded a sack of Redskins quarterback Brad Johnson...**Vs. St. Louis (12/5):** Registered a sack of Rams quarterback Kurt Warner.

COLLEGE: Ended his college career ranked fourth on Nebraska's all-time list with 40 tackles behind the line of scrimmage...Earned national championships with the Cornhuskers as a junior in 1997 and as a freshman in 1995...**1998 (Sr.):** Earned second-team All-Big 12 honors...Recorded 53 tackles, two sacks, nine tackles for loss and four forced fumbles though limited by injury...**1997 (Jr.):** Totalled 38 tackles, 7.5 sacks and 15 quarterback pressures...**1996 (So.):** Tallied 32 tackles and seven sacks...**1995 (Fr.):** Appeared in nine games and collected 13 tackles with a sack...**1994:** Redshirted as a true freshman.

PERSONAL: Partnered with Stephen Davis, Mike Minter and Muhsin Muhammad to open the Ruckus House Learning Center in Harrisburg, NC in June 2004...Learning center is 15,000 square-foot state-of-the-art child development facility...Long-term goals are to franchise facilities in every NFL city with NFL players to serve as owners and market the business...Interned in the construction department at Shea Homes during the offseason in 2003...Earned All-America honors at Benton HS in St. Joseph, MO...Garnered All-State honors his final two seasons...Made 15 receptions for 300 yards as a senior...Added 168 tackles to lead the team...Four-year letterman in track...Placed fourth in the state in the shot put as a junior...Won the state championship as a senior with a throw of 54-feet, 2-inches...Earned three letters in basketball...Majored in sociology...Lives in Charlotte...Serves as the spokesperson for the United Way and works with the ALS Foundation to raise awareness and much needed funds...Actively involved in efforts that support military service personnel...Participated in the Carolina Panthers' Football 101 event and AAA Fan Cruise...Wife: Kristina...Daughter: Alexis Peyton...Son: Michael Mason...Micheal Dean Rucker.

CAREER

Mike Rucker

STATISTICS

Year	Team	GP/GS	Tot	T	A	Sack	Yds	INT	Yds	Lg	TD	PD	FF	FR	Yds
1999	Carolina	16/0	42	31	11	3.0		0	0	-	0	2	0	0	0
2000	Carolina	16/1	52	34	18	2.5	39	0	0	-	0	1	1	0	0
2001	Carolina	16/16	72	47	25	9.0	63	0	0	-	0	1	4	1	0
2002	Carolina	16/16	86	61	25	10.0	64	0	0	-	0	5	2	1	0
2003	Carolina	14/14	73	56	17	12.0	51.5	1	0	0	0	1	1	0	0
2004	Carolina	16/16	65	43	22	3.5	17.5	0	0	-	0	0	0	1	0
2005	Carolina	15/14	62	40	22	7.5	49.5	0	0	-	0	4	3	2	11
2006	Carolina	14/14	44	30	14	5.0	35.5	0	0	-	0	0	2	0	0
Totals		123/91	496	342	154	52.5	320.0	1	0	0	0	14	13	5	11

POSTSEASON

Year	Team	GP/GS	Tot	T	A	Sack	Yds	INT	Yds	Lg	TD	PD	FF	FR	Yds
2003	Carolina	4/4	12	9	3	1.0	7	0	0	-	0	0	0	0	0
2005	Carolina	3/3	8	5	3	1.0	9	0	0	-	0	2	0	1	0
Totals		7/7	20	14	6	2.0	16	0	0	0	0	2	0	1	0

SINGLE-GAME CAREER HIGHS

TACKLES	9	vs Cincinnati (12/8/02)
SACKS	3	two times, most recently vs Jacksonville (9/7/03)
FORCED FUMBLES	1	13 times, most recently at Philadelphia (12/4/06)
FUMBLE RECOVERIES	1	five times, most recently at New Orleans (12/18/05)
INTERCEPTIONS	1	vs Philadelphia (11/30/03)

RUCKER GAME-BY-GAME STATISTICS

2006 CAROLINA

Date	Opp	W/L	P/S	T	S	A	SACK	QBP	FR	FF	PD	INT	YDS	LG	TD
09/10	ATLANTA	L	S	4	3	1	-	2	-	1	-	-	-	-	-
09/17	@Minnesota	L	S	3	2	1	-	2	-	-	-	-	-	-	-
09/24	@Tampa Bay	W	S	3	1	2	-	2	-	-	-	-	-	-	-
10/01	NEW ORLEANS	W	S	1	1	-	-	-	-	-	-	-	-	-	-
10/08	CLEVELAND	W	S	8	6	2	-	2	-	-	-	-	-	-	-
10/15	@Baltimore	W	S	3	2	1	0.5	1	-	-	-	-	-	-	-
10/22	@Cincinnati	L	S	1	1	-	-	2	-	-	-	-	-	-	-
10/29	DALLAS	L	S	3	1	2	1.0	-	-	-	-	-	-	-	-
11/13	TAMPA BAY	W	S	2	2	-	-	3	-	-	-	-	-	-	-
11/19	ST. LOUIS	W	S	4	2	2	2.0	3	-	-	-	-	-	-	-
11/26	@Washington	L	S	3	3	-	-	-	-	-	-	-	-	-	-
12/04	@Philadelphia	L	S	3	2	1	1.0	3	-	1	-	-	-	-	-
12/10	NEWYORK GIANTS	L	S	4	3	1	-	2	-	-	-	-	-	-	-
12/17	PITTSBURGH	L	S	2	1	1	0.5	1	-	-	-	-	-	-	-
Placed on Injured Reserve (12/20) - Left Knee															
TOTALS				14/14	44	30	14	5.0	23	0	2	0	0	0	0

2005 CAROLINA

Date	Opp	W/L	P/S	T	S	A	SACK	QBP	FR	FF	PD	INT	YDS	LG	TD
09/11	NEW ORLEANS	L	S	4	3	1	-	-	-	-	-	-	-	-	-
09/18	NEW ENGLAND	W	S	5	3	2	1.0	5	-	1	-	-	-	-	-
09/25	@ Miami	L	S	4	2	2	-	1	-	-	-	-	-	-	-
10/03	GREEN BAY	W	S	4	3	1	1.0	5	-	1	-	-	-	-	-
10/09	@ Arizona	W	S	6	4	2	-	2	-	-	1	-	-	-	-
10/16	@ Detroit	W	S	6	4	2	2.0	5	-	-	-	-	-	-	-
10/30	MINNESOTA	W	S	3	3	-	-	3	-	-	1	-	-	-	-
11/06	@ Tampa Bay	W	S	3	2	1	2.0	1	1	1	-	-	-	-	-
11/13	NEWYORK JETS	W	S	4	2	2	0.5	3	-	-	-	-	-	-	-
11/20	@ Chicago	L	S	2	1	1	-	-	-	-	1	-	-	-	-
11/27	@ Buffalo	W	S	6	3	3	1.0	2	-	-	-	-	-	-	-
12/04	ATLANTA	W	S	4	3	1	-	1	-	-	1	-	-	-	-
12/11	TAMPA BAY	L	S	-	-	-	INACTIVE/ANKLE								
12/18	@ New Orleans	W	P	3	-	3	-	1	1	-	-	-	-	-	-
12/24	DALLAS	L	S	6	5	1	-	-	-	-	-	-	-	-	-
01/01	@ Atlanta	W	S	2	2	-	-	1	-	-	-	-	-	-	-
TOTALS		15/14		62	40	22	7.5	30	2	3	4	0	0	0	0

POSTSEASON

01/08	@ N.Y. Giants	W	S	1	-	1	-	1	1	-	1	-	-	-	-
01/15	@ Chicago	W	S	3	2	1	-	2	-	-	1	-	-	-	-
01/22	@ Seattle	L	S	4	3	1	1.0	-	-	-	-	-	-	-	-
TOTALS		3/3		8	5	3	1.0	3	1	0	2	0	0	0	0

2004 CAROLINA

Date	Opp	W/L	P/S	T	S	A	SACK	QBP	FR	FF	PD	INT	YDS	LG	TD
09/13	GREEN BAY	L	S	6	5	1	-	1	-	-	-	-	-	-	-
09/19	@ Kansas City	W	S	5	1	4	-	-	-	-	1	-	-	-	-
10/03	ATLANTA	L	S	9	6	3	-	-	-	-	1	-	-	-	-
10/10	@ Denver	L	S	2	1	1	-	1	-	-	-	-	-	-	-
10/17	@ Philadelphia	L	S	1	1	-	0.5	1	-	-	-	-	-	-	-
10/24	SAN DIEGO	L	S	2	-	2	-	1	-	-	1	-	-	-	-
10/31	@ Seattle	L	S	5	4	1	-	2	-	-	-	-	-	-	-
11/07	OAKLAND	L	S	4	3	1	-	2	-	-	-	-	-	-	-
11/14	@ San Francisco	W	S	4	3	1	-	4	1	-	1	-	-	-	-
11/21	ARIZONA	W	S	3	2	1	-	-	-	-	-	-	-	-	-
11/28	TAMPA BAY	W	S	4	3	1	-	1	-	-	-	-	-	-	-
12/05	@ New Orleans	W	S	3	2	1	1.0	1	-	-	-	-	-	-	-
12/12	ST. LOUIS	W	S	6	3	3	-	4	-	-	-	-	-	-	-
12/18	@ Atlanta	L	S	6	5	1	1.0	1	-	-	-	-	-	-	-
12/26	@ Tampa Bay	W	S	1	1	-	1.0	3	-	-	-	-	-	-	-
01/02	NEW ORLEANS	L	S	4	3	1	-	1	-	-	-	-	-	-	-
TOTALS		16/16		65	43	22	3.5	23	1	0	4	0	0	0	0

2003 CAROLINA

Date	Opp	W/L	P/S	T	S	A	Sack	QBP	FR	FF	PD	Int	Yds	LG	TD
09/07	JACKSONVILLE	W	S	7	5	2	3.0	-	-	-	-	-	-	-	-
09/14	@ Tampa Bay	W	S	6	4	2	-	5	-	1	-	-	-	-	-
09/28	ATLANTA	W	S	6	5	1	2.0	2	-	-	-	-	-	-	-
10/05	NEW ORLEANS	W	S	4	3	1	-	1	-	-	-	-	-	-	-
10/12	@ Indianapolis	W	S	4	3	1	-	2	-	-	-	-	-	-	-
10/19	TENNESSEE	L	S	8	6	2	1.0	1	-	-	1	-	-	-	-
10/26	@ New Orleans	W	S	6	5	1	2.0	2	-	-	-	-	-	-	-
11/02	@ Houston	L	S	5	4	1	2.0	2	-	-	-	-	-	-	-
11/09	TAMPA BAY	W	S	5	4	1	1.0	2	-	-	-	-	-	-	-
11/16	WASHINGTON	W	S	1	1	-	-	5	-	-	-	-	-	-	-
11/23	@ Dallas	L	S	6	5	1	-	-	-	-	-	-	-	-	-
11/30	PHILADELPHIA	L	S	8	6	2	1.0	-	-	-	-	1	-	-	-
12/07	@ Atlanta	L	S	7	5	2	-	-	-	-	-	-	-	-	-
12/14	@ Arizona	W					INACTIVE/KNEE								
12/21	DETROIT	W					INACTIVE/KNEE								
12/28	@ New York Giants	W	S	-	-	-	-	-	-	-	-	-	-	-	-
TOTALS			14/14	73	56	17	12.0	20	0	1	1	1	0	0	0

POSTSEASON

01/03	DALLAS	W	S	4	3	1	-	2	-	-	-	-	-	-	-
01/10	@ St. Louis	W	S	3	2	1	-	-	-	-	-	-	-	-	-
01/18	@ Philadelphia	W	S	4	3	1	1.0	4	-	-	-	-	-	-	-
02/01	@ New England	L	S	1	1	-	-	7	-	-	-	-	-	-	-
TOTALS			4/4	12	9	3	1.0	13	0	0	0	0	0	0	0

2002 CAROLINA

Date	Opp	W/L	P/S	T	S	A	Sack	QBP	FR	FF	PD	INT	YDS	LG	TD
09/08	BALTIMORE	W	S	5	4	1	-	5	-	-	1	-	-	-	-
09/15	DETROIT	W	S	6	5	1	2.0	2	-	1	-	-	-	-	-
09/22	@ Minnesota	W	S	6	5	1	3.0	3	-	1	-	-	-	-	-
09/29	@ Green Bay	L	S	4	3	1	-	3	-	-	-	-	-	-	-
10/06	ARIZONA	L	S	6	5	1	1.0	3	-	-	2	-	-	-	-
10/13	@ Dallas	L	S	7	3	4	-	3	-	-	-	-	-	-	-
10/20	@ Atlanta	L	S	3	1	2	-	1	-	-	-	-	-	-	-
10/27	TAMPA BAY	L	S	5	4	1	-	3	-	-	-	-	-	-	-
11/10	NEW ORLEANS	L	S	5	3	2	1.0	3	-	-	-	-	-	-	-
11/17	@ Tampa Bay	L	S	4	4	-	-	2	1	-	-	-	-	-	-
11/24	ATLANTA	L	S	1	1	-	-	-	-	-	-	-	-	-	-
12/01	@ Cleveland	W	S	5	2	3	-	2	-	-	1	-	-	-	-
12/08	CINCINNATI	W	S	9	5	4	-	6	-	-	-	-	-	-	-
12/15	@ Pittsburgh	L	S	6	5	1	1.0	3	-	-	-	-	-	-	-
12/22	CHICAGO	W	S	8	6	2	1.0	4	-	-	-	-	-	-	-
12/29	@ New Orleans	W	S	6	5	1	1.0	-	-	-	1	-	-	-	-
TOTALS			16/16	86	61	25	10.0	43	1	2	5	0	0	0	0

2001 CAROLINA

Date	Opp	W/L	P/S	T	S	A	Sack	QBP	FR	FF	PD	INT	YDS	LG	TD
09/09	@ Minnesota	W	S	3	3	-	-	1	1	-	-	-	-	-	-
09/23	@ Atlanta	L	S	2	1	1	1.0	-	-	1	-	-	-	-	-
09/30	GREEN BAY	L	S	4	4	-	-	-	-	-	-	-	-	-	-
10/07	@ San Francisco	L	S	6	3	3	-	-	-	-	-	-	-	-	-
10/14	NEW ORLEANS	L	S	7	7	-	2.0	3	-	1	-	-	-	-	-
10/21	@ Washington	L	S	5	4	1	-	-	-	-	-	-	-	-	-
10/28	NEW YORK JETS	L	S	5	4	1	1.0	-	-	-	1	-	-	-	-
11/04	@ Miami	L	S	7	3	4	0.5	-	-	-	-	-	-	-	-
11/11	@ St. Louis	L	S	5	4	1	-	-	-	1	-	-	-	-	-
11/18	SAN FRANCISCO	L	S	4	2	2	1.0	1	-	-	-	-	-	-	-
11/25	ATLANTA	L	S	4	2	2	1.0	0	-	-	-	-	-	-	-
12/02	@ New Orleans	L	S	6	1	5	0.5	2	-	-	-	-	-	-	-
12/09	@ Buffalo	L	S	2	-	2	-	-	-	-	-	-	-	-	-
12/23	ST. LOUIS	L	S	3	2	1	1.0	-	-	-	-	-	-	-	-
12/30	ARIZONA	L	S	4	3	1	-	1	-	-	-	-	-	-	-
01/06	NEW ENGLAND	L	S	5	4	1	1.0	1	-	1	-	-	-	-	-
TOTALS			16/16	72	47	25	9.0	9	1	4	1	0	0	0	0

2000 CAROLINA

Date	Opp	W/L	P/S	T	S	A	Sack	QBP	FR	FF	PD	INT	YDS	LG	TD
09/03	@ Washington	L	P	2	1	1	-	-	-	-	1	-	-	-	-
09/10	@ San Francisco	W	P	5	3	2	0.5	1	-	-	-	-	-	-	-
09/17	ATLANTA	L	P	3	1	2	-	-	-	-	-	-	-	-	-
10/01	DALLAS	L	P	-	-	-	-	-	-	-	-	-	-	-	-
10/08	SEATTLE	W	P	-	-	-	-	-	-	-	-	-	-	-	-
10/15	@ New Orleans	L	P	6	4	2	-	2	-	-	-	-	-	-	-
10/22	SAN FRANCISCO	W	P	5	4	1	1.0	1	-	-	-	-	-	-	-
10/29	@ Atlanta	L	P	3	1	2	-	-	-	-	-	-	-	-	-
11/05	@ St. Louis	W	S	4	2	2	-	-	-	-	-	-	-	-	-
11/12	NEW ORLEANS	L	P	2	1	1	-	-	-	-	-	-	-	-	-
11/19	@ Minnesota	L	P	5	3	2	1.0	1	-	1	-	-	-	-	-
11/27	GREEN BAY	W	P	2	1	1	-	1	-	-	-	-	-	-	-
12/03	ST. LOUIS	W	P	4	4	-	-	-	-	-	-	-	-	-	-
12/10	@ Kansas City	L	P	4	4	-	-	1	-	-	-	-	-	-	-
12/17	SAN DIEGO	W	P	1	1	-	-	-	-	-	-	-	-	-	-
12/24	@ Oakland	L	P	6	4	2	-	-	-	-	-	-	-	-	-
TOTALS			16/1	52	34	18	2.5	7	0	1	1	0	0	0	0

1999 CAROLINA

Date	Opp	W/L	P/S	T	S	A	Sack	QBP	FR	FF	PD	INT	YDS	LG	TD
09/12	@ New Orleans	L	P	5	3	2	-	-	-	-	1	-	-	-	-
09/19	JACKSONVILLE	L	P	3	3	-	-	-	-	-	-	-	-	-	-
09/26	CINCINNATI	W	P	3	-	3	1.0	-	-	-	-	-	-	-	-
10/03	@ Washington	L	P	2	2	-	1.0	-	-	-	-	-	-	-	-
10/17	@ San Francisco	W	P	2	2	-	-	2	-	-	-	-	-	-	-
10/24	DETROIT	L	P	3	3	-	-	-	-	-	-	-	-	-	-
10/31	@ Atlanta	L	P	3	3	-	-	1	-	-	-	-	-	-	-
11/07	PHILADELPHIA	W	P	1	1	-	-	1	-	-	-	-	-	-	-
11/14	@ St. Louis	L	P	3	3	-	-	-	-	-	-	-	-	-	-
11/21	@ Cleveland	W	P	1	1	-	-	-	-	-	-	-	-	-	-
11/28	ATLANTA	W	P	1	1	-	-	-	-	-	-	-	-	-	-
12/05	ST. LOUIS	L	P	3	2	1	1.0	-	-	-	-	-	-	-	-
12/12	@ Green Bay	W	P	4	4	-	-	-	-	-	-	-	-	-	-
12/18	SAN FRANCISCO	W	P	2	1	1	-	-	-	-	1	-	-	-	-
12/26	@ Pittsburgh	L	P	2	-	2	-	-	-	-	-	-	-	-	-
01/02	NEW ORLEANS	W	P	4	2	2	-	1	-	-	-	-	-	-	-
TOTALS			16/0	42	31	11	3.0	5	0	0	2	0	0	0	0



Nate SALLEY

safety

33

6-1 • 216 • Ohio State

Birthdate:.....2/5/84

Hometown:.....Ft. Lauderdale, FL

High School:.....St. Thomas Aquinas

NFL:.....2nd Season

Panthers:.....2nd Season

How Acquired:.....D4 '06



PRO CAREER

- Made his NFL debut for Carolina at Tampa Bay (9/24/06).
- Signed as a free agent from practice squad by Carolina (9/22/06)...Originally selected by Carolina in the fourth round (121st overall) of the 2006 NFL Draft (4/30/06).

TRANSACTIONS: Signed as a free agent from practice squad by Carolina (9/22/06)...Signed to practice squad by Carolina (9/3/06)...Waived by Carolina (9/2/06)...Selected by Carolina in the fourth round (121st overall) of the 2006 NFL Draft (4/30/06).

GP/GS: Career (8/0); 2006 (8/0).

2006: Saw action in eight contests and was inactive for six others...Played primarily on special teams, where he contributed four tackles...Appeared in his first NFL contest at Tampa Bay (9/25).

COLLEGE: Started final 33 games at free safety for Ohio State after moving from cornerback as a sophomore...Finished career with 181 tackles, three interceptions, 15 passes defended, one forced fumble and one blocked kick...**2005 (Sr.):** First-team All-Big Ten selection...Started all 13 games... Produced 43 tackles, one interception, six passes defended, one forced fumble and one blocked kick...Helped Buckeyes rank fifth nationally in total defense and scoring defense...Intercepted quarterback Vince Young against Texas...**2004 (Jr.):** Second-team All-Big Ten choice... Started 10 games...Missed two contests with a shoulder injury... Recorded 55 tackles, two interceptions and four passes defended...**2003 (So.):** Moved from cornerback to free safety...Played in all 13 games with 11 starts...Posted a career-high 77 tackles and five passes defended...**2002 (Fr.):** Played in all 14 games, including the national championship against Miami in the Fiesta Bowl...Registered six tackles...Utilized primarily on special teams.

PERSONAL: Attended St. Thomas Aquinas HS in Fort Lauderdale, FL...Played cornerback and safety...Blocked eight kicks during his career...Notched 76 tackles and helped team advance to the Class 5A state championship as a senior...Lettered in basketball and track...Played in 10 games for the Ohio State basketball team as a freshman...Majored in economics at Ohio State...Participated in NFL/United Way "Hometown Huddle '06" and 2007 Caravan Tour...Single...Nate Salley, Jr.

SALLEY



PANTHERS TALE


As long as Nate can remember his family has always played an important role in his pre-game preparation. Throughout high school and college Nate called his mom on the phone before each game and she sang to him a poem called 'Persevere.' "When I hear her sing, I remember how she raised me with no slacking," says Nate. "She always taught me that the sky was the limit. This song reminds me that no matter if you stumble, you will always succeed if you continue to work hard."

Year	Team	GP/GS	Tot	T	A	Sack	Yds	INT	Yds	Lg	TD	PD	FF	FR	Yds
2006	Carolina	8/0	0	0	0	0.0	0	0	0	0	0	0	0	0	0
Totals		8/0	0	0	0	0.0	0	0	0	0	0	0	0	0	0

ADDITIONAL STATISTICS

SPECIAL TEAMS TACKLES: 2006 (4-4-0).

SALLEY




Adam SEWARD

linebacker

6-2 • 248 • UNLV

Birthdate:.....6/15/82
 Hometown:.....Las Vegas, NV
 High School:.....Bonanza
 NFL:.....3rd Season
 Panthers:.....3rd Season
 How Acquired:.....D5a '05



59

PRO CAREER

- Earned first NFL start at Minnesota (9/17/06).
- Played the first four games of the 2005 season before injuring his right foot versus Green Bay (10/3/05) and being placed on injured reserve.
- Earned his NFL debut as a rookie in season opener versus New Orleans (9/11/05) and recorded a special teams tackle.

TRANSACTIONS: Selected in the fifth round (149th overall) of the 2005 college draft on April 24, 2005.

GP/GS: Career (20/2); 2006 (16/2); 2005 (4/0).

2006: Appeared in all 16 contests with two starts...Primarily utilized as a reserve linebacker and on special teams...Notched 14 total tackles including 12 solo... Key reserve on a defense that allowed only 3,000 net passing yards, which ranks as the second-fewest ever surrendered in team history behind the team record of 2,993 given up in 2002...Key member of a defensive unit that finished seventh in the NFL in total defense and tied for eighth in scoring defense, allowing 19.1 points per game...Helped unit rank 11th in the League in rushing yards per game, third in third-down efficiency and seventh in sacks per pass play...41 sacks by defense is the fourth-highest amount in team history...Helped defense limit opponents to less than 100 yards rushing in nine contests...Member of punt coverage unit that helped punter Jason Baker lead the NFC, rank third in the NFL and establish a team record for the second consecutive year with a career-high 39.0 net average...**Vs. Atlanta (9/10):** Posted five tackles after replacing Dan Morgan at middle linebacker in the second quarter after Morgan left the



PANTHERS TALE

Adam is a sports enthusiast and comes from a family of athletes. His father was co-captain of the Eastern Illinois 1978 national championship team. Adam's brother, Mark, is a running back at Nevada-Reno and his sister, Elizabeth, is a cheerleader at Reno. Adam's mom was a 'Honeybear' cheerleader for the Chicago Bears in the 1970s.

contest with a head injury...**At Minnesota (9/17):** Made first career start at middle linebacker in place of an injured Dan Morgan...**At Tampa Bay (9/24):** Started at weakside linebacker and registered two solo tackles...**At Washington (11/26):** Deflected a punt by Washington punter Derrick Frost in the second quarter which led to a Panthers field goal.

2005: Played in first four regular season games...Utilized primarily on special teams, where he contributed five tackles...Tallied three tackles in brief defensive duty...Placed on injured reserve (10/8) with an injured right foot suffered vs. Green Bay (10/3).

COLLEGE: Ended college career as the all-time leader at UNLV and the Mountain West Conference (MWC) with 433 tackles...Starter in 38-of-the-46 games he played...Accumulated six sacks, 29.5 stops for losses, two interceptions, four fumble recoveries, five forced fumbles and 14 passes defended... Conference leader in tackles as a sophomore and senior...Rebels leading tackler for three consecutive seasons...**2004 (Sr.):** Started 10 games at inside linebacker...All-MWC first-team selection...Posted 121 tackles, one fumble recovery, one forced fumble, one sack and four passes defended...Team leader in tackles for the third consecutive season and the conference leader for the second time in his career...Ranked 12th in the nation with 11 tackles per game...Collected a career-high 20 tackles versus Wyoming, two shy of the school single-game record...**2003 (Jr.):** Started all 11 games...Shifted to weakside linebacker...All-MWC first-team selection...First UNLV linebacker to be named to the first team since 1994...Totaled 119 tackles, half a sack, two interceptions, one forced fumble, one fumble recovery and six passes defended...Became UNLV's all-time leader in tackles with 11 stops versus Colorado State...**2002 (So.):** Started all 12 games...Shifted to middle linebacker after spending freshman season at strongside linebacker...All-MWC first-team choice...Led the Mountain West Conference with a career-high 133 tackles, the third-highest total in school history...Contributed one forced fumble, one fumble recovery, 1.5 sacks and five passes defended...Produced 10 or more tackles in nine games...**2001 (Fr.):** Played in all 11 games with four starts at strongside linebacker...Ranked fourth on the team with 60 tackles...Also responsible for three sacks, two forced fumbles, one fumble recovery and two passes defended...**2000:** Redshirted as a true freshman.

PERSONAL: Attended Bonanza HS in Las Vegas, NV...All-State and All-Division selection as a linebacker...Recorded 138 tackles with eight sacks and 14 tackles for loss as a senior...Rushed for 600 yards and six touchdowns as a fullback...Won the state wrestling championship for the heavyweight division as a senior...Active in Nevada Reading Week and Habitat for Humanity...Marketing major...Lives in Charlotte... Participated in Read Across America Day, Operation Blessing Tackle Hunger and the 2007 Caravan Tour...Single...Adam Hartford Seward.

CAREER

Adam Seward

STATISTICS

Year	Team	GP/GS	Tot	T	A	Sack	Yds	INT	Yds	Lg	TD	PD	FF	FR	Yds
2005	Carolina	4/0	3	2	1	0.0	0	0	0	-	0	0	0	0	0
2006	Carolina	16/2	14	12	2	0.0	0	0	0	-	0	0	0	0	0
Totals		20/2	17	14	3	0.0	0	0	0	-	0	0	0	0	0

ADDITIONAL STATISTICS

SPECIAL TEAMS TACKLES: 2005 (5-3-2); 2006 (10-9-1).

SINGLE-GAME CAREER HIGHS

TACKLES

5

vs Atlanta (9/10/06)

SEWARD GAME-BY-GAME STATISTICS

2006 CAROLINA

Date	Opp	W/L	P/S	T	S	A	SACK	QBP	FR	FF	PD	INT	YDS	LG	TD
09/10	ATLANTA	L	P	5	4	1	-	-	-	-	-	-	-	-	-
09/17	@Minnesota	L	S	3	3	-	-	-	-	-	-	-	-	-	-
09/24	@Tampa Bay	W	S	2	2	-	-	-	-	-	-	-	-	-	-
10/01	NEW ORLEANS	W	P	-	-	-	-	-	-	-	-	-	-	-	-
10/08	CLEVELAND	W	P	-	-	-	-	-	-	-	-	-	-	-	-
10/15	@Baltimore	W	P	-	-	-	-	-	-	-	-	-	-	-	-
10/22	@Cincinnati	L	P	-	-	-	-	-	-	-	-	-	-	-	-
10/29	DALLAS	L	P	1	1	-	-	-	-	-	-	-	-	-	-
11/13	TAMPA BAY	W	P	1	-	1	-	-	-	-	-	-	-	-	-
11/19	ST. LOUIS	W	P	-	-	-	-	-	-	-	-	-	-	-	-
11/26	@Washington	L	P	-	-	-	-	-	-	-	-	-	-	-	-
12/04	@ Philadelphia	L	P	-	-	-	-	-	-	-	-	-	-	-	-
12/10	NEW YORK GIANTS	L	P	-	-	-	-	-	-	-	-	-	-	-	-
12/17	PITTSBURGH	L	P	1	1	-	-	-	-	-	-	-	-	-	-
12/24	@Atlanta	W	P	-	-	-	-	-	-	-	-	-	-	-	-
12/31	@New Orleans	W	P	1	1	-	-	-	1	-	-	-	-	-	-
TOTALS			16/2	14	12	2	0	0	1	0	0	0	0	0	0

2005 CAROLINA

Date	Opp	W/L	P/S	T	S	A	SACK	QBP	FR	FF	PD	INT	YDS	LG	TD
09/11	NEW ORLEANS	L	P	0	0	0	-	-	-	-	-	-	-	-	-
09/18	NEW ENGLAND	W	P	1	1	0	-	-	-	-	-	-	-	-	-
09/25	@ Miami	L	P	0	0	0	-	-	-	-	-	-	-	-	-
10/03	GREEN BAY	W	P	2	1	1	-	-	-	-	-	-	-	-	-
Placed on Injured Reserve (10-08) - Right Foot															
TOTALS			4/0	3	2	1	0.0	0	0	0	0	0	0	0	0



in the community

The Carolinas Connection presented by the Real Yellow Pages from BellSouth, is a permanent stadium display located on the east side of the 500 level at Bank of America Stadium. The display features 650 full size helmets representing every high school and collegiate football team in the Carolinas.



Eric SHELTON

running back

32

6-1 • 246 • Louisville

Birthdate:.....6/23/83
 Hometown:.....Lexington, KY
 High School:.....Bryan Station
 NFL:.....3rd Season
 Panthers:.....3rd Season
 How Acquired:.....D2'05



PRO CAREER

- Made NFL debut on special teams at Minnesota (09/17/06) and notched his first special teams tackle at Philadelphia (12/10/06).
- Garnered first NFL carry for one yard at Baltimore (10/15/06).
- Selected by Carolina in the second round (54th overall) of the 2005 NFL Draft on April 23, 2005.
- Spent the 2005 season on injured reserve after injuring his left foot during the preseason.

TRANSACTIONS: Placed on injured reserve by Carolina with a broken left foot (9/3/05)...Selected by Carolina in the second round (54th overall) of the 2005 NFL Draft (4/23/05).

GP/GS: Career (9/0); 2006 (9/0); 2005 (IR).

2006: Played in nine games, did not play in one contest and was inactive for six games...Utilized primarily on special teams and as reserve running back...Gained 23 yards on eight carries ...Added one reception for six yards and one special teams tackle...**At Minnesota (09/17):** Saw action in NFL debut on special teams...**At Baltimore (10/15):** Recorded first carry of career for one yard.

2005: Appeared in all four preseason games...Rushed 23 times for 74 yards...Placed on injured reserve (9/3) with an injured left foot.

COLLEGE: Scored 30 touchdowns in 33 career games at Louisville and Florida State...**2004 (Jr.):** Named second-team All-Conference USA...Played in all 11 games, starting eight...Led team with 20 touchdowns and 938 yards on 146 carries...20 touchdowns tied school single-season record set by Lenny Lyons in 1957...Posted three-touchdown games against North Carolina and Houston and scored four touchdowns at Memphis...Amassed 129 yards and five touchdowns on 12 carries versus East Carolina...Five scores equaled school record last achieved in 1998...Totalled 158 rushing yards on 10 carries, including 80-yard scoring run on game's first play from scrimmage...**2003 (So.):** Saw action in 10 contests and rushed for 790 yards and 10 touchdowns...Posted four 100-yard games, which tied for ninth-most in school history...Rushed for 151 yards and two touchdowns at Kentucky in his first game in a Cardinals uniform...Registered 118 yards and one touchdown against East Carolina...Totalled 128 yards and three scores against Tulane...Ran for 135 yards on 24 carries in a win at Syracuse...Suffered a neck injury against TCU that caused him to miss the last three regular season games...**2001:** Transferred to Louisville from Florida State and sat out season

SHELTON



PANTHERS TALE

Eric studies real estate in his free time and is interested in becoming a real estate broker when his football career is finished. He would like to pursue real estate investment options in the state of Florida.

while fulfilling NCAA transfer guidelines...**2000 (Fr.):** Played his freshman year at Florida State...Appeared in all 11 games and rushed for 130 yards on 29 carries.

PERSONAL: Rushed for 4,970 yards and 59 touchdowns during his career, and was twice named Class 4A Player of the Year at Bryan Station HS in Lexington, KY...First-team All-America selection by *USA Today* and *Parade* following senior season in which he scored 32 touchdowns and averaged more than 10 yards per carry...All-State track performer competed in the high hurdles, triple jump and 4x100 relay...General Studies major...Lives in Lexington, KY...Participated in Read Across America Day and the Teamwork for Artwork program helping a team of ten ninth grade students from Philip O. Berry Technical Academy on an elaborate art project...Wife: Shamea...Eric Shelton.

CAREER

Eric Shelton

STATISTICS

Year	Team	GP	GS	Att	RUSHING				No	RECEIVING			
					Yds	Avg	Lg	TD		Yds	Avg	Lg	TD
2006	Carolina	9	0	8	23	2.9	9	0	1	6	6.0	6	0
Totals		9	0	8	23	2.9	9	0	1	6	6.0	6	0

ADDITIONAL STATISTICS

SPECIAL TEAMS TACKLES: 2006 (1-0-1).


SINGLE-GAME CAREER HIGHS

RUSH ATTEMPTS	4	at Philadelphia (12/4/06)
RUSHING YARDS	16	at Washington (11/26/06)
LONG RUSH	9	at Washington (11/26/06)
RECEPTIONS	1	vs Pittsburgh (12/17/06)
RECEIVING YARDS	6	vs Pittsburgh (12/17/06)
LONG RECEPTION	6	vs Pittsburgh (12/17/06)

SHELTON GAME-BY-GAME STATISTICS

2006 CAROLINA

Date	Opp	W/L	P/S	Rsh	Yds	Avg	LG	TD	Rec	Yds	Avg	LG	TD	
09/10	ATLANTA	L		INACTIVE										
09/17	@Minnesota	L	P	0	0	0.0	0	0	0	0	0.0	0	0	
09/24	@Tampa Bay	W	P	0	0	0.0	0	0	0	0	0.0	0	0	
10/01	NEW ORLEANS	W		INACTIVE										
10/08	CLEVELAND	W		INACTIVE										
10/15	@Baltimore	W	P	1	1	1.0	1	0	0	0	0.0	0	0	
10/22	@Cincinnati	L	P	0	0	0.0	0	0	0	0	0.0	0	0	
10/29	DALLAS	L		DID NOT PLAY										
11/13	TAMPA BAY	W		INACTIVE										
11/19	ST. LOUIS	W		INACTIVE										
11/26	@Washington	L	P	2	16	8.0	9	0	0	0	0.0	0	0	
12/04	@ Philadelphia	L	P	4	9	2.3	3	0	0	0	0.0	0	0	
12/10	NEW YORK GIANTS	L	P	0	0	0.0	0	0	0	0	0.0	0	0	
12/17	PITTSBURGH	L	P	1	-3	-3.0	-3	0	1	6	6.0	6	0	
12/24	@Atlanta	W	P	0	0	0.0	0	0	0	0	0.0	0	0	
12/31	@New Orleans	W		INACTIVE										
TOTALS				9/0	8	23	2.9	9	0	1	6	6.0	6	0



Steve SMITH

wide receiver

89

5-9 • 185 • Utah

Birthdate:.....5/12/79
 Hometown:.....Lynwood, CA
 High School:.....University
 NFL:.....7th Season
 Panthers:.....7th Season
 How Acquired:.....D3'01



PRO CAREER:



- **AMONG PANTHERS ALL-TIME LEADERS:** Ranks second with 344 catches, 4,925 yards and 30 receiving touchdowns...Ranks second with 21 100-yard receiving games, including the playoffs.
- **PANTHERS RECEIVING RECORDS:** Established team single-season records with 103 receptions, 1,563 receiving yards and nine 100-yard receiving games in 2005...Set team single-game records with 14 receptions at Chicago (11/20/05) and 201 receiving yards versus Minnesota (10/30/05)...Three scores at Miami (9/25/05) tied team single-game mark for touchdown receptions...12 touchdown receptions in 2005 matched the second-highest single-season total in team history behind 16 recorded by Muhsin Muhammad in 2004...13 total touchdowns in 2005 ranks second behind Muhammad's 16 in 2004...Four consecutive 100-yard receiving games in 2005 stand second behind Patrick Jeffers team record of five in 1999...80-yard reception at Detroit (10/16/05) ranks as the third-longest in team history behind Willie Green's 89-yard reception versus Atlanta (12/17/95) and Jeffers' 88-yard catch at Pittsburgh (12/26/90).
- **AMONG PANTHERS ALL-TIME RETURN LEADERS:** Ranks as the team's all-time leader with six combined kick returns for a touchdown, four punt returns for a touchdown, 169 punt returns, 1,589 punt return yards and 267 combined kick returns...Ranks second all-time for combined kick return yards, kickoff returns, kickoff return yards, kickoff return average, kickoff returns for touchdowns and punt return average.
- **PANTHERS RETURN RECORDS:** Established single-season records as a rookie in 2001 with three combined kick returns for a touchdown and 1,795 combined kick return yards...Set single-game records with 252 kickoff return yards at St. Louis (11/11/01), including a 99-yarder for a touchdown that matched the second-longest kickoff return in team history, and 267 combined kick return yards...206 combined kick return yards versus New Orleans (10/14/01) rank as second-highest total in team history and 70-yard punt return for a touchdown against Saints stands as the third-longest in team history...Set team record in first NFL contest with a 44.67 kickoff return average on three returns for 134 yards at Minnesota (9/9/01)...42.75 yard kickoff return average at New Orleans (12/2/01) is the second-highest in team annals.
- **PANTHERS COMBINED NET YARDS RECORDS:** Franchise leader with 9,059 combined net

SMITH



PANTHERS TALE

Steve teamed up with ESPN basketball analyst Jay Bilas and 16-year NBA veteran Dell Curry to form an organization titled "Athletes United for Youth" that will assist Charlotte-Mecklenburg community youth through the establishment of affordable structured after-school programs, summer day camps and computer learning centers.

yards...Owner of the four highest single-season combined net yards totals in team history, generating 1,994 yards as a rookie in 2001, 1,940 yards in 2005, 1,909 yards in 2002 and 1,900 yards in 2003...Responsible for the five highest single-game totals for combined net yards in team history with 313 yards versus Cincinnati (12/8/02), 269 yards at St. Louis (11/11/01), 232 yards versus Tennessee (10/19/03), 221 yards versus Minnesota (10/30/05) and 217 yards versus New Orleans (10/14/01).

- **AMONG NFL LEADERS FOR COMBINED NET YARDS:** Since the NFL adopted a 16-game schedule in 1978, only player to amass 1,900 combined net yards in each of his first three seasons after compiling a team-record 1,994 yards in 2001, 1,909 yards in 2002 and 1,900 yards in 2003...Joined Kansas City's Priest Holmes as one of only two players in the NFL with 1,900 or more combined net yards in each season from 2001-03...5,803 combined net yards led all non-running backs in the NFL from 2001-03...Running backs he trailed were Holmes, who had 6,556 yards, San Diego's LaDarian Tomlinson, who had 6,145 yards, and Green Bay's Ahman Green, who had 5,864 yards...Ranked second in the NFL among non-running backs in 2003 with 1,900 combined net yards, trailing Dante Hall, who totaled 2,446 yards...Led all rookies and ranked fourth in NFL for combined net yards in 2001.
- **SMITH IN THE POSTSEASON:** In seven postseason games, Smith has totaled 45 receptions for 739 yards and six touchdowns, five rushing attempts for 45 yards and one touchdown, seven punt returns for 73 yards and one touchdown and two kickoff returns for 41 yards...Postseason totals for receptions and receiving yards are the most in NFL history by a player after his first seven postseason games...NFL postseason leader in receptions, receiving yards and total yards from scrimmage in each season he has reached the playoffs, pacing the League in those categories in 2003 and 2005...Postseason average of 105.7 receiving yards per game is the highest in NFL history (minimum of five games)...With punt return for a touchdown in NFC Championship game at Seattle (1/22/06), Smith became first player in NFL history to score a touchdown on a pass reception, run and punt return in the same post-season...27 receptions in 2005 postseason set NFL record, bettering mark of 23 by Anthony Carter in 1987...With 10 catches at the New York Giants in the NFC Wild Card game (1/8/06) and 12 receptions at Chicago (1/15/06) in the NFC Divisional playoffs, Smith became third player in NFL history to post 10 or more receptions in consecutive postseason contests, joining Tony Nathan (1984-85) and Jerry Rice (1994-95)...404 receiving yards during the 2003 postseason led NFL and were the most by a player during the postseason since San Francisco's Jerry Rice totaled 409 yards in 1988.
- With rushing touchdown at New Orleans (12/18/05), Smith joined Tim Dwight as the only active NFL players to score a touchdown rushing, receiving, via kick return and via punt return.
- One of two players, along with Muhsin Muhammad, to produce multiple 1,000-yard receiving campaigns after eclipsing the plateau in 2003, 2005 and 2006.
- Second player in franchise history to accumulate more than 4,000 career receiving yards, joining Muhsin Muhammad, who amassed 7,751 yards from 1996-2004.
- Third player in club history to record 300 career receptions, joining Muhsin Muhammad and Wesley Walls, who totaled 578 and 324 catches respectively for Carolina.
- **2005 "TRIPLE CROWN" WINNER:** Led NFL with 1,563 receiving yards and tied for first in the League with 103 receptions and 12 touchdown catches...Third player since the NFL merger in 1970 to lead or tie for the NFL lead in those three categories, matching the accomplishments of Jerry Rice with San Francisco in 1990 and Sterling Sharpe with Green Bay in 1992.
- In 2005, became first receiver in NFL history to produce three games in one season with 11 or more catches and 169 or more receiving yards.
- Responsible for seven games with 10 or more receptions, including the playoffs.
- Game-winning 69-yard touchdown in second overtime at St. Louis (1/10/04) during the NFC Divisional playoffs stands as the longest play to end a playoff game in League history and concluded a contest that ranked as the fifth-longest in NFL history.

- Earned first career NFC Special Teams Player of the Week award versus Cincinnati (12/6/02) after setting Panthers marks with 153 punt return yards and two punt returns for touchdowns, including an 87-yarder that stands as the longest in team history.
- Became second player in NFL history to return two punts for touchdowns and catch a touchdown pass in the same game versus Cincinnati (12/6/02), amassing a team-record 313 combined net yards, a single-game total that ranked second in the NFL in 2002.
- Only rookie named All-Pro by *The Associated Press*, *Sports Illustrated*, *Pro Football Weekly*, *Football Digest* and *The Sporting News* in 2001.
- Only rookie elected to the 2001 Pro Bowl and first rookie named to the Pro Bowl as a kick returner or special teams player of any kind since returner Tyrone Hughes of the New Orleans Saints was chosen as the return man in 1993.
- Led NFC and ranked second in NFL with 25.6 kickoff return average in 2001.
- Only NFL player to return both a punt and kickoff for touchdown during the 2001 season, marking a first in team history.
- Only player in the League to produce three combined kick returns for a touchdown in 2001, a total that tied for the second highest in NFL history.
- Returned first NFL kickoff 93 yards for a touchdown at Minnesota (9/9/01), a score that was the first in the NFL for the 2001 season, making him the first player to return a season-opening kickoff for a touchdown since 1980.

TRANSACTIONS: Signed to a contract extension by Carolina (5/8/07)...Placed on injured reserve by Carolina with a broken left fibula (10/27/04)...Signed to contract extension by Carolina (3/1/04)...Selected by Carolina in the third round (74th overall) of 2001 NFL Draft (4/21/01).

GP/GS: Career (77/56) [7/7]; 2006 (14/14); 2005 (16/16) [3/3]; 2004 (1/1); 2003 (16/11) [4/4]; 2002 (15/13); 2001 (15/1).

2006: Led Carolina with 83 catches, 1,166 receiving yards and nine touchdowns (eight receiving and one rushing)...Returned nine punts for 30 yards and two kickoffs for -1 yard...Registered four 100-yard receiving games...Ranked sixth in the NFC in receiving yards, tied for fifth in touchdown catches and tied for seventh in receptions...Marked fourth season as the team leader in receiving yards and third as the leader in catches.

PRO BOWL: Earned third Pro Bowl appearance and second selection at wide receiver...Elected to the Pro Bowl as a kick returner following rookie campaign in 2001... Second wide receiver in team history to be selected to the Pro Bowl, joining Muhsin Muhammad, who was chosen in 1999 and 2004...One of three Panthers chosen, joining defensive end Julius Peppers and defensive tackle Kris Jenkins...Fourth consecutive season that at least three Carolina players were selected to the Pro Bowl.

GAME HIGHLIGHTS – At Tampa Bay (9/24): Returned from hamstring injury after missing first two weeks of the regular season to compile his 18th career 100-yard receiving game, including postseason with 112 yards on seven receptions...**Vs. New Orleans (10/1):** Led Carolina with 10 catches for 87 yards and scored a touchdown on a nine-yard reception from quarterback Jake Delhomme...Moved into second place on the Panthers all-time receiving list, surpassing Wesley Walls, who accumulated 3,902 yards from 1996-2002...**At Baltimore (10/15):** Led Panthers with eight catches for 189 yards and one touchdown, scoring on a 72-yard reception...189 receiving yards equaled the third-highest regular season single-game total in team history, previously accomplished by Muhammad versus Washington (11/16/03), and stands as the third-highest single-game total of his career behind a 218-yard performance in the NFC Divisional Playoffs at Chicago (1/15/06) and a 201-yard effort versus Minnesota (10/30/05)...**At Cincinnati (10/24):** Became the third player in team history to record 300 career receptions, joining Muhsin Muhammad and Wesley Walls...**Vs. Tampa Bay (11/14):** Registered eight catches for 149 yards and one touchdown, scoring on a 36-yard reception, to compile his 21st career 100-yard receiving performance, including the postsea-

son...**Vs. St. Louis (11/19):** Scored Panthers lone touchdown of the game on a 62-yard reception.

2005: Led Carolina with 103 catches, 1,563 receiving yards and 12 touchdown catches...Served as team's primary punt returner and averaged 10.6 yards on 27 returns with a long of 44...Averaged 20.3 yards on three kickoff returns with a long of 33...Achieved career highs in receptions, receiving yards and touchdown catches...Registered personal bests with 16 starts and nine 100-yard receiving games...Returned in 2005 after missing every game but season opener after suffering a broken left fibula versus Green Bay (9/13/04).

POSTSEASON: Started all three postseason contests...Registered 27 receptions for 335 yards and three touchdowns, four rushing attempts for 38 yards and one touchdown and three punt returns for 58 yards, including a 59-yard touchdown.

AMONG NFL LEADERS: Ranked first in the NFL with 729 yards after the catch (YAC) and four receptions of 60 yards or longer...Tied for first in the NFL with 27 third-down receptions and five receptions of 50 yards or longer...Ranked second in the NFL with 16 plays of 25 or more yards...Ranked fourth in the NFL with 10.6-yard punt return average...Tied for fifth in the NFL in scoring with 13 touchdowns.

AMONG PLAYERS IN NFL HISTORY: First receiver in NFL history to produce three games in one season with 11 or more catches and 169 or more receiving yards... Second player in NFL history to lead League in receptions on a team that posted more rushing attempts than pass attempts for the season, joining Art Monk, who achieved the feat with Washington in 1983...Average of 15.2 yards per catch is second-highest for NFL leader in receptions since 1980, trailing Sterling Sharpe's average of 15.8 yards for Green Bay in 1989...Tallied 903 receiving yards in the first eight games of the season, a total that ranks as the sixth-highest in NFL history for the first eight games since the League expanded to a 16-game format in 1978.

AMONG NFL POSTSEASON LEADERS: Led NFL in receptions, receiving yards, total touchdowns and with 373 yards from scrimmage...Marked second postseason that he led NFL in receptions, receiving yards and total yards from scrimmage...Led NFL in those categories at end of the 2003 postseason

NFL POSTSEASON RECORD: Established an NFL postseason record with 27 receptions, surpassing the previous mark of 23 by Anthony Carter with Minnesota in the 1987 postseason...Punt return for touchdown in NFC championship game at Seattle (1/22/06) enabled Smith to become the first player in NFL history to score a touchdown on a pass reception, run and punt return in the same postseason.

AMONG PLAYERS IN POSTSEASON HISTORY: With 10 catches at the New York Giants in the NFC Wild Card game (1/8/06) and 12 receptions at Chicago (1/15/06) in the NFC Divisional play-offs, Smith became third player in NFL history to post 10 or more receptions in consecutive postseason contests, joining Tony Nathan (1984-85) and Jerry Rice (1994-95)

PANTHERS TEAM RECORDS: Established team single-season records for receptions, receiving yards and 100-yard receiving games...Set team single-game records for receptions and receiving yards...Tied team single-game marks for touchdown receptions and total touchdowns...103 receptions bettered previous mark of 102 established by Muhammad in 2000...1,563 receiving yards surpassed Muhammad's mark of 1,405 yards set in 2004...Nine 100-yard receiving outings bettered Muhammad's record of eight established in 2004...14 receptions at Chicago (11/20) eclipsed previous mark of 11 receptions that was achieved four times in team history, most recently by Smith earlier in the season versus Minnesota (10/30)...201 receiving yards versus Minnesota (10/30) bettered previous team record of 192 yards recorded by Muhammad at New Orleans (9/13/98)...Three touchdown catches at Miami (9/25) matched team record achieved twice by Muhammad, at San Francisco (11/14/04) and versus San Francisco (12/18/99)...Three total touchdowns at Miami (9/25) equaled team record most recently accomplished by Stephen Davis versus New England (9/18/05)...12 touchdown receptions matched the 1999 totals of Patrick Jeffers and Wesley Walls for the second-highest single-season total in team history behind 16 recorded by Muhammad in 2004...13 total touchdowns ranks second behind Muhammad's 16 touchdowns in 2004...Four consecutive 100-yard receiving games stands second behind Jeffers team record

of five recorded in 1999...80-yard reception at Detroit (10/16) ranks as the third-longest in team history behind Willie Green's 89-yard reception versus Atlanta (12/17/95) and Jeffers' 88-yard catch at Pittsburgh (12/26/90).

PRO BOWL: Earned his second Pro Bowl appearance and his first selection at wide receiver...Elected to the Pro Bowl as a kick returner following his rookie campaign in 2001... Second wide receiver in team history to be selected to the Pro Bowl, joining Muhsin Muhammad who was chosen in 1999 and 2004...One of four Panthers chosen, joining quarterback Jake Delhomme, defensive end Julius Peppers and guard Mike Wahle...Third consecutive season that four Carolina players were selected to the Pro Bowl...Selection of Smith and Delhomme marked second in team history that a quarterback and wide receiver were chosen in the same season...Beuerlein and Muhammad were selected in 1999...Second time in team history that three offensive players were chosen...Beuerlein, Muhammad and tight end Wesley Walls were selected in 1999...One of three players from the Panthers 2001 draft class to earn Pro Bowl recognition, joining linebacker Dan Morgan, a 2004 choice, and defensive tackle Kris Jenkins, chosen in 2002 and 2003.

HONORS: Comeback Player of the Year by *Pro Football Weekly*/Pro Football Writers Association (PFW/PFWA)...First-team All-Pro choice by The Associated Press, *Sports Illustrated*, PFW/PFWA...All-NFC by PFW/PFWA.

NFC PLAYER OF THE MONTH: Named NFC Offensive Player-of-the-Month for October...Tallied 27 catches for 455 yards and four touchdowns...Only player to earn player-of-the-month recognition during the season...Earned recognition for the first time of his career after recording 100-yard efforts in final three games of the month...Tallied 12 yards on two catches versus Green Bay (10/3), 119 yards and two touchdowns on eight catches at Arizona (10/9), 123 yards and a touchdown on six catches at Detroit (10/16) and a team-record 201 yards and one touchdown on 11 catches versus Minnesota (10/30).

GAME HIGHLIGHTS – Vs. New Orleans (9/11): Tallied eight catches for 138 yards and one touchdown...Scored on a 33-yard catch...Eighth career 100-yard receiving effort, including the playoffs...First regular season action since suffering broken left fibula nearly one year ago in 2004 season opener versus Green Bay (9/13/04).

At Miami (9/25): Amassed 170 yards and three touchdowns on 11 catches... Scored on receptions of one, three and 53 yards...Equalled a club mark with a career-high three touchdown catches...Equalled club mark and matched personal-best with three total touchdowns...Tied wide receiver Muhsin Muhammad's single-game record for touchdown receptions, previously accomplished twice, most recently at San Francisco (11/14/04)...Equalled team record with three total touchdowns most recently achieved earlier in the season by Stephen Davis versus New England (9/18/05)...Tied career high with three total touchdowns, matching effort versus Cincinnati (12/8/02) when he scored touchdowns on two punt returns and a reception...Second career contest with 10 or more receptions...Second 100-yard performance of the season and ninth of his career, including the playoffs...Second career game with 10 or more receptions.

Vs. Green Bay (10/3): Gained 12 yards on two receptions...Moved into third place on the Panthers all-time receiving list with 2,550 receiving yards...Surpassed wide receiver Mark Carrier, who recorded 2,547 receiving yards from 1995-1998.

Vs. Arizona (10/9): Garnered 119 yards and two touchdowns on eight catches...Scored on a 65-yard reception and decisive fourth-quarter four-yard reception...Second game of the season with two touchdowns...Compiled third 100-yard outing of the season...10th-career 100-yard receiving effort, including the playoffs...Scored the go-ahead touchdown on a four-yard reception in the fourth quarter.

At Detroit (10/16): Posted six catches for 123 yards and one touchdown to produce his second consecutive and fourth 100-yard receiving effort of the season...Scored on an 80-yard reception, the longest catch of his career and the third-longest reception in team history...11th career 100-yard receiving effort, including the playoffs.

Vs. Minnesota (10/30): Set a Panthers single-game record with a career-high 201 receiving yards and tied a team single-game record and personal best with 11 catches...Yardage exceeded the previous team mark of 192 yards by Muhammad at New Orleans (9/13/98) and

bettered Smith's previous career best of 170 yards at Miami (9/25/05)...Effort marked third consecutive and fifth 100-yard receiving effort of the season...Posted a 69-yard catch, his fourth reception of the year 50 yards or longer and third of 60 yards or longer...Scored on a 13-yard catch in second quarter that culminated first half in which he posted seven receptions for 153 yards and one touchdown...Third consecutive and fifth 100-yard receiving game of the season...12th career 100-yard receiving game, including the playoffs...Third career game with 10 or more receptions.

At Tampa Bay (11/6): Led Carolina with five catches for 106 yards and one touchdown...Scored on a 35-yard reception in the fourth quarter...Produced his fourth consecutive and sixth 100-yard receiving effort of the season, the second-longest streak in team history behind Patrick Jeffers' five consecutive 100-yard games in 1999...13th career 100-yard receiving contest, including the playoffs.

At Chicago (11/20): Amassed 14 catches for 169 yards...Set team single-game record for receptions bettering mark of 11 achieved four times, most recently by himself earlier in the season versus Minnesota (10/30)...Became first player in NFL history to produce three games in one season with 11 or more catches and 169 or more receiving yards...Registered 11 catches for 170 yards at Miami (9/25) and 11 catches for 201 yards versus Minnesota (10/30)...Fourth career game with 10 or more receptions...Equalled team record with seventh 100-yard performance of the season, matching Muhammad's mark achieved in 2004...14th career 100-yard receiving game, including the playoffs.

Vs. Atlanta (12/4): Scored on 18-yard touchdown catch...Score marked sixth time in team history that a player scored at least 10 touchdowns in a season.

Vs. Tampa Bay (12/11): Led the Panthers with five receptions for 103 yards...Accounted for 55 yards on two punt returns, including a season-long 44 yarder...Set team-record with eighth 100-yard receiving effort of the season, surpassing the previous mark of seven by Muhammad in 2004...15th career 100-yard receiving effort, including the playoffs...Posted a 60-yard catch, his fifth of the season 50 yards or longer...Average of 20.6 yards per catch marked third game of the that he recorded at least five receptions and averaged more than 20 yards.

At New Orleans (12/18): Registered 85 receiving yards and a touchdown on six receptions and scored on a 20-yard reverse, his lone rushing attempts of the game...Touchdown catch was 15 yards...Increased season total to team-record 1,414 receiving yards, bettering the previous mark of 1,405 set by Muhammad in 2004...Became first player other than a running back or quarterback to score a rushing touchdown for the Panthers since Raghbir Ismail scored on a 35-yard run versus the New York Giants (11/10/96).

At Atlanta (1/1): Led Panthers with nine catches for 131 yards and one touchdown...Scored on a 42-yard reception...Nine receptions enabled him to set team single-season records with of 103 catches, surpassing mark of 102 set by Muhsin Muhammad in 1999...Registered team-record ninth 100-yard receiving contest and the 16th of his career, including the playoffs...Touchdown reception improved season total to 12, matching second-highest total in team history recorded by Patrick Jeffers and Wesley Walls in 1999...Scoring reception was 13th total touchdown of season, a figure that ranked second in team history behind the 16 tallied by Muhammad in 2004.

NFC Wild Card at New York Giants (1/8): Led Carolina with 10 catches for 84 yards and one touchdown...Rushed once for 12 yards...Scored on a 22-yard reception and 12-yard run on end-around...Fifth career game with 10 or more receptions, including the playoffs.

NFC Divisional Playoffs at Chicago (1/15): Totaled 244 yards from scrimmage...Amassed 218 yards receiving and two touchdowns on 12 receptions...Rushed three times for 26 yards...Established NFL single-game postseason highs in 2005 for receptions, receiving yards and yards from scrimmage...Scored on receptions of 58 and 39 yards...218 receiving yards represented the most in team history and fourth-highest total in NFL postseason history...12 receptions tied for the second-highest total in NFL postseason history...Became third player in NFL history to post 10 or more receptions in consecutive postseason contests, joining Tony Nathan (1984-85) and Jerry Rice (1994-95)...Marked third-career 100-yard postseason receiving game and 17th overall...Sixth career game with 10 or more receptions, including the playoffs.



**Always
Worth It[®]**

Brewed with the Finest

RESPONSIBILITY MATTERS
©2007 Anheuser-Busch, Inc. Bud Light® Beer, St. Louis, MO

NFC Championship at Seattle (1/22): Tied for team lead with five receptions for 33 yards...Returned punt 59 yards for a touchdown...Five catches enabled Smith to establish NFL postseason record with 27 receptions, bettering previous mark of 23 set by Anthony Carter with Minnesota during 1987 postseason...59-yard punt return enabled him to become first player in NFL history to score a touchdown on a pass reception, run and punt return in the same post-season.

2004: Started in season opener and was inactive for next five contests before being placed on injured reserve (10/27) with a broken left fibula...Notched six catches for 60 yards...**Vs. Green Bay (9/13):** Broke left fibula when he was tackled while running after a reception.

2003: Started 11 of the 16 games he played...Led Panthers with career highs of 88 receptions, 1,110 receiving yards and seven touchdowns, including 67-yard score...Accounted for 44 punt returns for 439 yards and 11 kickoff returns for 309 yards in addition to rushing for 42 yards...1,900 combined net yards marked his third consecutive season with at least 1,900 combined net yards and ranked as the third highest total in team history...Posted third-highest single-season totals in team history for receptions and receiving yards...Fifth player in team history to post a 1,000-yard receiving season...Team's leading receiver in 10 contests...All three 100-yard receiving games recorded during season occurred consecutively, equalling the second-longest streak in team history set by Muhsin Muhammad in 1999...Member of a receiving corps that garnered 100 catches for 1,472 yards and eight touchdowns during its last eight games.

AMONG NFL LEADERS: Second in the NFL among non-running backs with 1,900 combined net yards, trailing Kansas City's Dante Hall, who compiled 2,446 yards...Ranked fourth in NFC in receptions and seventh in receiving yards...Combined with teammate Muhsin Muhammad, who accumulated 54 receptions for 837 yards, to rank second in the NFC with 142 combined receptions and fourth with 1,947 combined receiving yards...Ranked second in the NFL with 6.3 yards after the catch, behind only Houston's Andre Johnson.

GAME-WINNING CONTRIBUTIONS: Provided significant contributions to five game-winning drives for Carolina during the regular season...36-yard punt return to Panthers 46-yard line in season opener versus Jacksonville (9/7) put Panthers in position for decisive drive in 24-23 win...52-yard punt return in overtime at Tampa Bay (9/14) gave Carolina advantageous field position for drive that culminated with game-winning field goal in 12-9 victory...Held on to five-yard touchdown reception versus Tampa Bay (11/9) with 1:06 left in the game that was decisive score in 27-24 win...Leaping 30-yard reception versus Washington (11/16) put team in position for winning touchdown run by Stephen Davis with 1:09 remaining in game in 20-17 victory...Caught five passes for 43 yards on the team's final possession at Arizona (12/14) that resulted in game-winning field goal with four seconds remaining in 20-17 victory that clinched the NFC South Division title...Efforts helped Panthers tie NFL single-season record with seven wins by three points or less in addition to equalling League mark with three overtime wins.

POSTSEASON: Started all four contests...Totaled 18 catches for 404 yards and three touchdowns with a long reception of 70 yards...Gained 41 yards on two kickoff returns, 15 yards on four punt returns and seven yards on a rushing attempt...Led NFL in receptions, receiving yards and yards from scrimmage...Led League in third down receiving with seven receptions for 244 yards...All three touchdown catches came on third down...Led team in touchdown catches...Notched two 100-yard receiving contests to increase career total to seven...404 receiving yards were most recorded by a player during the postseason since 1988 when San Francisco's Jerry Rice totaled 409 yards.

NFL POSTSEASON RECORDS: Game-winning 69-yard touchdown in second overtime at St. Louis (1/10/04) during the NFC Divisional playoffs stands as the longest play to end a playoff game in League history and concluded a contest that ranks as the fifth-longest game in NFL history...Combined with fellow wide receiver Muhsin Muhammad, who produced 352 receiving yards during the playoffs, to generate 756 receiving yards and set an NFL postseason record for the most combined receiving yards by two teammates...Two wide receivers became first receiving tandem in League history to each average more than 22 yards per reception with a minimum of 10 receptions each...First duo to each boast a reception of 70 yards or longer during the same postseason.

GAME HIGHLIGHTS – At Tampa Bay (9/14): 52-yard punt return in overtime set up game-winning John Kasay field goal...**At Indianapolis (10/12):** Led team with six receptions for 103 yards, including 52-yard touchdown in third quarter that gave Carolina 17-13 lead, enabling team to overcome 13-3 halftime deficit...Third career 100-yard receiving contest...**Vs. Tennessee (10/19):** Established career-highs with 10 receptions for 151 yards, including 67-yard touchdown that was the longest scoring catch of the season and the team's longest offensive play of the season...Contributed two kickoff returns for 69 yards and three punt returns for 14 yards...Lost two yards on one rushing attempt...232 combined net yards is the third-highest total of his career and in team history...Performance made him responsible for the top four single-game performances in team history for combined net yards...Second consecutive 100-yard receiving game and the fourth of his career...**At New Orleans (10/26):** Recorded third consecutive 100-yard receiving contest with nine catches for 100 yards...Tied Muhammad's 1999 effort for the second-longest string of 100-yard receiving contests in team history...Fifth 100-yard receiving game of his career...**Vs. Tampa Bay (11/9):** Led team with nine catches for 72 yards, including game-winning five-yard touchdown reception with 1:06 remaining in the game...Playing without injured running back Stephen Davis, Smith paced a receiving corps that produced 17 of the team's 20 receptions and generated 263 of the team's 277 receiving yards, the group's highest output of the season in both categories...**Vs. Washington (11/16):** Produced four catches for 50 yards...Included leaping 30-yard reception during game-winning drive that set up Davis' decisive touchdown run...**At Arizona (12/14):** Garnered nine receptions for 99 yards...Accounted for five catches for 43 yards on the team's final drive that resulted in game-winning field goal that clinched NFC South division title...Receiving yardage enabled him to become the fifth receiver in team history to surpass 1,000-yard receiving plateau...First Panthers player since Muhammad in 2000 to gain 1,000 receiving yards...**At New York Giants (12/28):** Notched 53-yard punt return for a touchdown...Punt return for touchdown was the fourth of his career, a Carolina record and his sixth combined kick return for a score, another Panthers record.

NFC Wild Card vs. Dallas (1/3): Led the team with five receptions for 135 yards and one touchdown...Returned three punts for 13 yards and one kickoff for 11 yards...Touchdown was acrobatic 32-yard reception in third quarter that gave Carolina 23-3 advantage...Totals also included career-long 70-yarder that set up Panthers first score on drive that resulted in field goal...Reception bettered previous career long of 69 yards recorded versus Chicago (12/22/02)...Marked sixth career 100-yard receiving effort, including the playoffs...First player to record 27.0-yard average per reception with a minimum of five receptions during the postseason since Isaac Bruce averaged 27.0 yards on six catches for the Rams in Super Bowl XXXIV versus Tennessee (1/30/00)...Combined with Muhammad, who recorded 103 receiving yards, to become the first Panthers duo to gain 100 receiving yards in the same game since 2002 contest versus Cincinnati (12/8/02)...Joined Muhammad to become the first duo since 1996 to average 25 or more yards per catch with a minimum of four catches since Robert Brooks and Keith Jackson for Green Bay versus San Francisco (1/6/96)...Contest also produced 100-yard rusher in Stephen Davis, who totaled 104 yards rushing...Marked first time a team has produced two 100-yard receivers and a 100-yard rusher in the same postseason game since Buffalo versus Miami (1/12/91) when Andre Reed registered 122 yards receiving, James Lofton totaled 149 yards receiving, and Thurman Thomas totaled 117 yards rushing.

NFC Divisional Playoffs at St. Louis (1/10): Established career-high 163 yards on six catches and scored one touchdown...Rushed once for seven yards...Touchdown was 69-yarder on the first play of the second overtime that stands as the longest play to end a playoff game in League history and ended contest that ranked as the fifth-longest game in NFL history...Seventh career 100-yard receiving game and second consecutive 100-yard effort of the postseason...Effort increased his combined postseason total to 11 catches for 298 receiving yards in first two playoff games of his career...298 receiving yards ranked second in NFL history for a player appearing in the first two postseason games of his career behind Minnesota's Anthony Carter, who amassed 306 yards in 1987...298 receiving yards in two-game span within same postseason were the most since Randy Moss recorded 315 in 2000...Produced consecutive 100-yard receiving games during the postseason for the first time since

2001 when Willie Jackson achieved it for New Orleans versus St. Louis (12/30/00) and at Minnesota (1/8/01)...First player to average 27.0 yards per reception with a minimum of five catches in consecutive postseason games since Charlie Brown achieved the feat with Washington in 1984 in contests versus the Los Angeles Rams (1/1/84) and the San Francisco 49ers (1/8/84).

NFC Championship at Philadelphia (1/18): Accounted for three catches for 26 yards...Drew crucial pass interference call in the end zone in the third quarter to set up a one-yard touchdown by DeShaun Foster, increasing Panthers advantage to 14-3.

Super Bowl XXXVIII vs New England (2/1): Registered 80 yards receiving on four catches and one touchdown...Returned one kickoff for 30 yards and one punt for two yards... Touchdown was 39-yarder in second quarter for Panthers first score.

2002: Earned the starting job at wide receiver during training camp...Started 13 of the 15 games he played...Served as the primary returner on special teams...Led the Panthers with 872 receiving yards and ranked second with 54 catches...Tied for second with three touchdown catches...Averaged 8.5 yards on 55 punt returns for 470 yards and two touchdowns, including a career-long 87-yarder...Averaged 22.0 yards on 26 kickoff returns for 571 yards, with a long of 51 yards...16.1-yard average per catch ranked second in the NFC and sixth in the NFL among players with 50 or more receptions...1,909 combined net yards ranked seventh in the NFL...Served one-game suspension for conduct detrimental to the team versus Atlanta (11/24)...**NFC PLAYER OF THE WEEK/MONTH:** Named NFC Special Team Player of the Week versus Cincinnati (12/8) after generating a team-record 313 combined net yards...Became the only NFL player in 2002 to record two punt returns for a touchdown and second player in NFL history to record two punt returns for touchdowns and a touchdown reception in the same game...First performer in team history other than a kicker or punter to earn special teams award...**Vs. Cincinnati (12/8):** Amassed team-record 313 combined net yards...Returned three punts for 153 yards and two touchdowns...Caught five passes for a career-high 144 yards and a touchdown...313 combined net yards ranked as the second-highest single-game total in the NFL for the season, trailing only the 356 generated by Michael Lewis of New Orleans at Washington (10/13/02)...Scored three touchdowns on a 61-yard punt return, 31-yard reception and 87-yard punt return...Earned NFC Special Teams Player of the Week recognition...Became second player in NFL history to return two punts for touchdowns and catch a touchdown pass in the same game....First was Jermaine Lewis, whose accomplishment came for Baltimore versus Seattle (12/7/97)...Established team single-game records for longest punt return, most punt return yards, highest punt return average, most punt returns for a touchdown, most combined kick returns for a touchdown and most combined net yards...Became the only NFL player in 2002 to return two punts for touchdowns in the same game and 10th player in NFL history to return two punts for touchdowns in the same game...Tied team single-game records for most touchdowns in a game and most points in a game, most recently achieved by Muhsin Muhammad versus San Francisco (12/18/99)...51.0-yard punt return average and 87-yard punt return eclipsed the previous team marks of a 34.33 average and an 84-yard long set by Winslow Oliver at New Orleans (9/8/96)...153 punt return yards surpassed the record of 107 yards set by Eric Guliford versus Indianapolis (12/3/95)...313 combined net yards surpassed his own mark of 269 yards accomplished the previous season at St. Louis (11/11/01).

2001: Only rookie elected to the Pro Bowl...Played in 15 games with one start...Posted 25.6-yard kickoff return average on 56 kickoff returns for 1,431 yards and two touchdowns...Registered 10.6-yard punt return average on 34 returns for 364 yards and a touchdown...Contributed 10 receptions for 154 yards and four carries for 43 yards...Only player in the NFL in 2001 to return both a punt and kickoff for a touchdown as well as the lone player to produce three combined kick returns for a touchdown...Figure tied for the second highest in NFL history and was one shy of the NFL record held by seven players and most recently accomplished by Rick Upchurch with Denver in 1976...One of two players in the League during the season to register two kickoff returns for a touchdown... Inactive versus the New York Jets (10/28) with an injured left knee...**AMONG NFL LEADERS:** Including two yards gained on a

fumble recovery, amassed a team-record 1,994 combined net yards to lead all rookies and rank fourth in the League behind Priest Holmes' 2,169 yards for Kansas City, Marshall Faulk's 2,147 yards for St. Louis and Derrick Mason's 2,004 yards for Tennessee...Ranked first in the NFC and second in the NFL in kickoff return average...**PRO BOWL:** Selected to Pro Bowl as kick returner...First rookie to earn distinction in team history as well as the first to be named as a kick returner or special teams player since kick returner Tyrone Hughes of the New Orleans Saints in 1993...Only rookie named to the Pro Bowl...One of two Panthers special teams performers to appear in game, joining punter Todd Sauerbrun...Selection of both to the Pro Bowl marked the second time in team history that two players were elected to the League's postseason all-star game (kicker John Kasay and kick returner Michael Bates were chosen in 1996)...Marked sixth consecutive season that Panthers had special teams performer named to contest...**HONORS:** Only rookie named All-Pro by The Associated Press, *Sports Illustrated*, *Pro Football Weekly*, *Football Digest* and *The Sporting News*...**PANTHERS TEAM RECORDS:** Established Carolina single-season records for combined kick return yards and combined kick returns for a touchdown...Tied team mark for most kickoff returns for touchdowns...1,795 combined kick return yards surpassed Bates' record of 1,480 yards set in 1998...Three combined kick returns for touchdowns bettered Bates' mark of two established in 1999 while his two kickoff returns for touchdowns equaled Bates' Panthers record set in 1999...Total surpassed the previous team mark of 1,480 yards set by Bates in 1998...44.67 kickoff return average at Minnesota (9/9) set a team record, eclipsing Bates' mark of 38.50 yards set at Indianapolis (12/27/98)...Established team single-game marks at St. Louis (11/11) with 269 combined net yards, 267 combined kick return yards and 252 kickoff return yards...**At Minnesota (9/9):** Returned the game's opening kickoff 93 yards for a touchdown and finished with 134 yards on three kickoff returns, 25 yards on three punt returns and 16 receiving yards on his first NFL catch...Kickoff return for a touchdown was the first score in the NFL during the 2001 campaign and made him the first player to return a season-opening kickoff for a touchdown since Drew Hill of the Los Angeles Rams returned a kick 98 yards versus St. Louis (9/7/80)...First player since Terry Fair of Detroit (9/6/98) to return a kickoff for a touchdown in his first NFL game...44.67 kickoff return average set a team record, eclipsing Bates' mark of 38.50 yards set at Indianapolis (12/27/98)...**Vs. New Orleans (10/14):** Registered four kickoff returns for 104 yards, one reception for 11 yards and five punt returns for 102 yards including a 70-yarder for a touchdown in the fourth quarter...Punt return for a touchdown made him the first player in team history to return both a punt and a kickoff for a touchdown in the same season and in their Panthers career...206 combined kick return yards and 217 combined net yards surpassed team record of 200 yards set by Bates at Atlanta (10/4/98)...70-yard punt return was the second longest in team history...102 punt return yards ranked as the third highest total in team annals...**At St. Louis (11/11):** Compiled a team-record 252 kickoff return yards on seven returns, including a 99-yard kickoff return for a touchdown that tied for the second longest in team history...Score marked his third combined kick return for a touchdown, surpassing the previous mark of two set by Bates in 1999...Added a 15-yard punt return and two-yard run to establish team single-game marks with 267 combined kick return yards and 269 combined net yards...Kick return yards bettered Bates' mark of 200 yards set at Atlanta (10/4/98) while his combined kick return yards and combined net yards surpassed records Steve established earlier in the season versus New Orleans...**Vs. New England (1/6):** An injury to Isaac Byrd enabled Steve to post first NFL start at wide receiver.

COLLEGE: Transferred to the University of Utah after two seasons of junior college...Two-time All-Mountain West Conference selection at wide receiver...In two years, posted totals of 78 catches for 1,603 yards and 12 touchdowns and averaged 11.9 yards on 72 punt returns for 860 yards and four touchdowns and 22.0 yards on 23 kickoff returns for 505 yards...Left as the school's all-time leader with an average of 20.6 yards per catch and tied the Utes all-time mark with four punt returns for a touchdown...Ranked second in school annals for punt return yards...**2000 (Sr.):** Consensus All-Mountain West Conference first-team selection at wide receiver...Averaged 21.2 yards per catch on 35 receptions for 743 yards and four touchdowns, with three scoring catches of more than 60 yards...Averaged 8.5 yards on 43 punt

returns for 365 yards and a touchdown and 19.8 yards on 17 kickoff returns for 336 yards...Added five carries for 31 yards...Average of 147.5 all purpose yards per contest ranked second in the conference....**1999 (Jr.):** First-team All-Mountain West Conference selection as a returner and a second team choice at wide receiver...Led conference with an average of 140.5 all-purpose yards a game...Recorded a team-high 43 catches for 860 yards and eight touchdowns...Ranked fifth in the nation with a school-record 17.1 yard punt return average on 29 returns for 495 yards, another school record, and three touchdowns...Averaged 28.2 yards on six kickoff returns for 169 yards and gained 21 yards rushing on three carries...Second-team All-Western State Conference South selection at Santa Monica Junior College...Registered 54 receptions for 847 yards and 13 touchdowns and averaged a conference-best 32.8 yards on eight kickoff returns for 262 yards and a touchdown...Earned All-Conference honorable mention recognition following his first campaign at the junior college...Recorded 29 catches for 259 yards and two touchdowns.

PERSONAL: Named the Carolina Panthers' Courage Award winner in 2005...Coaches his son Peyton's youth soccer team...Plans to be a youth sports coach after his playing career ends...Junior college teammate of Cincinnati Bengals wide receiver Chad Johnson...Attended University HS in Los Angeles, CA, where he was an All-California Interscholastic Football and All-Metro League choice...Partnered with two local athletes to form Athletes United for Youth that aids and assists disadvantaged and underserved Charlotte area youth by providing affordable structured after-school programs, summer day camps and educational computer learning centers...Hosts an annual coat drive for Crisis Assistance Ministries...Serves as a mentor and friend to the boys of the Carolina Panthers Courage House and buys season tickets for the boys....Formed the Steve Smith Kickoff Club at the Highland Renaissance Academy and rewards children with a pizza party who reach certain homework and attendance goals...Serves as a national spokesperson for the NFL and American Heart Association's youth health and fitness initiative...Wife: Angie...Daughter: Baylee...Sons: Peyton and Boston.

CAREER **Steve Smith** STATISTICS

Year	Team	GP	GS	No	RECEIVING				No	RUSHING			
					Yds	Avg	Lg	TD		Yds	Avg	Lg	TD
2001	Carolina	15	1	10	154	15.4	33	0	4	43	10.8	39	0
2002	Carolina	15	13	54	872	16.1	69	3	1	-4	-4.0	-4	0
2003	Carolina	16	11	88	1110	12.6	67t	7	11	42	0.0	14	0
2004	Carolina	1	1	6	60	10.0	15	0	0	0	0.0	0	0
2005	Carolina	16	16	103	1563	15.2	80t	12	4	25	6.3	20t	1
2006	Carolina	14	14	83	1166	14.0	72t	8	8	61	7.6	24t	1
Totals		77	56	344	4925	14.3	80t	30	28	167	6.0	39	2

Year	Team	GP	GS	No	POSTSEASON RECEIVING				No	RUSHING			
					Yds	Avg	Lg	TD		Yds	Avg	Lg	TD
2003	Carolina	4	4	18	404	22.4	70	3	1	7	7.0	7	0
2005	Carolina	3	3	27	335	12.4	58t	3	4	38	9.5	22	1
Totals		7	7	45	739	16.4	70	6	5	45	9.0	22	1

Year	Team	KICKOFF RETURNS					PUNT RETURNS				
		No	Yds	Avg	Lg	TD	No	Yds	Avg	Lg	TD
2001	Carolina	56	1431	25.6	99t	2	34	364	10.7	70t	1
2002	Carolina	26	571	22.0	51	0	55	470	8.5	87t	2
2003	Carolina	11	309	28.1	42	0	44	439	10.0	53	1
2004	Carolina	0	0	0.0	0	0	0	0	0.0	0	0
2005	Carolina	3	61	20.3	33	0	27	286	10.6	44	0
2006	Carolina	2	-1	-0.5	3	0	9	30	3.3	16	0
Totals		98	2371	24.2	99t	2	169	1589	9.4	87t	4

Year	Team	POSTSEASON KICKOFF RETURNS					PUNT RETURNS				
		No	Yds	Avg	Lg	TD	No	Yds	Avg	Lg	TD
2003	Carolina	2	41	20.5	30	0	4	15	3.8	7	0
2005	Carolina	0	0	0.0	-	0	3	58	19.3	59t	1
Totals		2	41	20.5	30	0	7	73	10.4	59t	1

SMITH'S 100-YARD RECEIVING GAMES

Date	Opp	W/L	Rec	Yds	Avg	LG	TD
01/15/06	@ Chicago†	W	12	218	18.2	58	2
10/30/05	MINNESOTA	W	11	201	18.3	69	1
10/15/06	@ Baltimore	W	8	189	23.6	72	1
09/25/05	@ Miami	L	11	170	15.5	53	3
11/20/05	@ Chicago	L	14	169	12.1	48	0
01/10/04	@ St. Louis†	W	6	163	27.2	69	1
10/19/03	TENNESSEE	L	10	151	15.1	67	1
11/13/06	TAMPA BAY	W	8	149	18.6	43	1
12/08/02	CINCINNATI	W	5	144	28.8	49	1
09/11/05	NEW ORLEANS	L	8	138	17.3	33	1
01/03/04	DALLAS†	W	5	135	27.0	70	1
01/01/06	@ Atlanta	W	9	131	14.6	42	1
10/22/06	@ Cincinnati	L	8	126	15.8	36	0
10/16/05	@ Detroit	W	6	123	20.5	80	1
10/09/05	@ Arizona	W	8	119	14.9	65	2
09/29/02	@ Green Bay	L	5	116	23.2	61	0
09/24/06	@ Tampa Bay	W	7	112	16.0	41	0
11/06/05	@ Tampa Bay	W	5	106	21.2	35	1
12/11/05	TAMPA BAY	L	5	103	20.6	60	0
10/12/03	@ Indianapolis	W	6	103	17.2	52	1
10/26/03	@ New Orleans	W	9	100	11.1	20	0

† POSTSEASON

SINGLE-GAME CAREER HIGHS

RECEPTIONS	14	at Chicago (11/2/05)
RECEIVING YARDS	218	at Chicago (1/15/06) [Playoffs]
RECEIVING TDS	3	at Miami (9/25/05)
LONG RECEPTION	80	at Detroit (10/16/05)
LONG TD RECEPTION	80	at Detroit (10/16/05)
KICKOFF RETURNS	7	at St. Louis (11/11/01)
KICKOFF RETURN YARDS	252	at St. Louis (11/11/01)
KICKOFF RETURN TDS	1	two times, most recently at St. Louis (11/11/01)
LONG KICKOFF RETURN	99t	at St. Louis (11/11/01)
PUNT RETURNS	9	vs Detroit (9/15/02)
PUNT RETURN YARDS	153	vs Cincinnati (12/8/02)
PUNT RETURN TDS	2	vs Cincinnati (12/8/02)
LONG PUNT RETURN	87t	vs Cincinnati (12/8/02)
COMBINED NET YARDS	313	vs Cincinnati (12/8/02)

SMITH GAME-BY-GAME STATS

2006 CAROLINA

Date	Opp	W/L	P/S	RECEIVING				RUSHING				PUNT RETURNS				KICKOFF RETURNS				Total Yds					
				Rec	Yds	Avg	LG	TD	Rsh	Yds	Avg	LG	TD	PR	Yds	Avg	LG	TD	KOR		Yds	Avg	LG	TD	
09/10	ATL	L		INACTIVE/THIGH																					
09/17	@Min	L		INACTIVE/THIGH																					
09/24	@TB	W	S	7	112	16.0	41	0	0	0	-	0	0	0	0	0	0	0	0	0	0	0	112		
10/01	NO	W	S	10	87	8.7	17	1	0	0	-	0	0	0	0	0	0	0	0	0	0	0	87		
10/08	CLE	W	S	6	62	10.3	20	0	1	7	7.0	7	0	0	0	0	0	0	1	-4	-4.0	-4	65		
10/15	@Balt	W	S	8	189	23.6	72	1	0	0	-	0	0	0	0	0	0	0	0	0	0	0	189		
10/22	@Cin	L	S	8	126	15.8	36	0	0	0	-	0	0	0	0	0	0	0	0	0	0	0	126		
10/29	DAL	L	S	6	55	9.2	22	0	1	24	24.0	24	1	2	16	8.0	16	0	0	0	0	0	95		
11/13	TB	W	S	8	149	18.6	43	1	2	-5	-2.5	2	0	1	0	0.0	0	0	0	0	0	0	144		
11/19	STL	W	S	4	90	22.5	62	1	0	0	-	0	0	1	-2	-2.0	-2	0	1	3	3.0	3	91		
11/26	@Wash	L	S	5	34	6.8	10	1	1	4	4.0	4	0	1	0	0.0	0	0	0	0	0	0	38		
12/04	@Phil	L	S	4	54	13.5	38	1	1	15	15.0	15	0	1	5	5.0	5	0	0	0	0	0	74		
12/10	NYG	L	S	5	67	13.4	21	0	0	0	-	0	0	3	11	3.7	9	0	0	0	0	0	78		
12/17	PIT	L	S	5	56	11.2	19	0	0	0	-	0	0	0	0	0.0	0	0	0	0	0	0	56		
12/24	@Atl	W	S	0	0	0.0	0	0	1	-5	-5.0	-5	0	0	0	0.0	0	0	0	0	0	0	-5		
12/31	@NO	W	S	7	85	12.1	22	2	1	21	21.0	21	0	0	0	0.0	0	0	0	0	0	0	106		
TOTALS				14/14	83	1166	14.0	72	8	8	61	7.6	24	1	9	30	3.3	16	0	2	-1	-0.5	3	0	1256

SMITH

2005 CAROLINA

Date	Opp	W/L	P/S	RECEIVING				RUSHING				PUNT RETURNS				KICKOFF RETURNS				Total Yds					
				Rec	Yds	Avg	LG	TD	Rsh	Yds	Avg	LG	TD	PR	Yds	Avg	LG	TD	KOR		Yds	Avg	LG	TD	
09/11	NO	L	S	8	138	17.3	33	1	-	-	-	-	-	-	-	-	-	-	-	-	-	-	-	138	
09/18	NE	W	S	4	34	8.5	19	0	-	-	-	-	-	5	52	10.4	21	0	-	-	-	-	-	86	
09/25	@Mia	L	S	11	170	15.5	53	3	2	-2	-1.0	6	0	1	0	0.0	0	0	1	12	12.0	12	0	180	
10/03	GB	W	S	2	12	6.0	10	0	-	-	-	-	-	2	5	2.5	5	0	1	33	33.0	33	0	50	
10/09	@Az	W	S	8	119	14.9	65	2	-	-	-	-	-	-	-	-	-	-	-	-	-	-	-	119	
10/16	@Det	W	S	6	123	20.5	80	1	-	-	-	-	-	4	14	3.5	8	0	-	-	-	-	-	137	
10/30	MIN	W	S	11	201	18.3	69	1	-	-	-	-	-	2	20	10.0	11	0	-	-	-	-	-	221	
11/06	@TB	W	S	5	106	21.2	35	1	-	-	-	-	-	2	41	20.5	28	0	-	-	-	-	-	147	
11/13	NYJ	W	S	3	34	11.3	13	0	-	-	-	-	-	1	18	18.0	18	0	-	-	-	-	-	52	
11/20	@Chi	L	S	14	169	12.1	48	0	-	-	-	-	-	2	18	9.0	15	0	-	-	-	-	-	187	
11/27	@Buf	W	S	3	55	18.3	29	0	-	-	-	-	-	4	45	11.3	19	0	-	-	-	-	-	100	
12/04	ATL	W	S	7	65	9.3	18	1	-	-	-	-	-	-	-	-	-	-	-	-	-	-	-	65	
12/11	TB	L	S	5	103	20.6	60	0	-	-	-	-	-	2	55	27.5	44	0	-	-	-	-	-	158	
12/18	@NO	W	S	6	85	14.2	33	1	1	20	20.0	20	1	2	18	9.0	12	0	1	16	16.0	16	0	139	
12/24	DAL	L	S	1	18	18.0	18	0	-	-	-	-	-	-	-	-	-	-	-	-	-	-	-	18	
01/01	@Atl	W	S	9	131	14.6	42	1	1	7	7.0	7	0	-	-	-	-	-	-	-	-	-	-	138	
TOTALS				16/16	103	1563	15.2	80	12	4	25	6.3	20	1	27	286	10.59	44	0	3	61	20.33	33	0	1935

POSTSEASON

01/08	@NYG	W	S	10	84	8.4	22	1	1	12	12.0	12	1	-	-	-	-	-	-	-	-	-	-	96	
01/15	@Chi	W	S	12	218	18.2	58	2	3	26	8.7	22	0	2	-1	-0.5	0	0	-	-	-	-	-	243	
01/22	@Sea	L	S	5	33	6.6	12	0	-	-	-	-	-	1	59	59.0	59	1	-	-	-	-	-	92	
TOTALS				3/3	27	335	12.4	58	3	4	38	9.5	22	1	3	58	19.3	59	1	0	0	0.0	0	0	431

2004 CAROLINA

Date	Opp	W/L	P/S	RECEIVING				RUSHING				PUNT RETURNS				KICKOFF RETURNS				Total Yds					
				Rec	Yds	Avg	LG	TD	Rsh	Yds	Avg	LG	TD	PR	Yds	Avg	LG	TD	KOR		Yds	Avg	LG	TD	
09/13	GB	L	S	6	60	10.0	15	0	-	-	-	-	-	-	-	-	-	-	-	-	-	-	-	60	
09/19	@KC	W		INACTIVE/LEFT FIBULA																					
10/03	ATL	L		INACTIVE/LEFT FIBULA																					
10/10	@Den	L		INACTIVE/LEFT FIBULA																					
10/17	@Phi	L		INACTIVE/LEFT FIBULA																					
10/24	SD	L		INACTIVE/LEFT FIBULA																					
Placed on Injured Reserve				(10-27) - Left Fibula																					
TOTALS				1/1	6	60	10.0	15	15	0	0	0.0	-	0	0	0	0.0	-	0	0	0	0.0	0	0	60

2003 CAROLINA

Date	Opp	W/L	P/S	RECEIVING				RUSHING				PUNT RETURNS				KICKOFF RETURNS				Total Yds				
				Rec	Yds	Avg	LG	TD	Rsh	Yds	Avg	LG	TD	PR	Yds	Avg	LG	TD	KOR		Yds	Avg	LG	TD
09/07	JAX	W	S	4	44	11.0	24	1	-	-	-	-	-	6	102	17.0	36	0	1	38	38.0	38	0	184
09/14	@TB	W	S	3	27	9.0	14	0	-	-	-	-	-	3	66	22.0	52	0	-	-	-	-	-	93
09/28	ATL	W	S	5	47	9.4	12	0	2	-1	-0.5	5	0	1	6	6.0	6	0	-	-	-	-	-	52
10/05	NO	W	S	1	13	13.0	13	0	-	-	-	-	-	2	16	8.0	12	0	-	-	-	-	-	29
10/12	@Ind	W	P	6	103	17.2	52	1	1	10	10.0	10	0	3	61	20.3	36	0	-	-	-	-	-	174
10/19	TN	L	P	10	151	15.1	67	1	1	-2	-2.0	-2	0	3	14	4.7	5	0	2	69	34.5	36	0	232
10/26	@NO	W	P	9	100	11.1	20	0	1	10	10.0	10	0	3	27	9.0	19	0	-	-	-	-	-	137
11/02	@Hou	L	P	5	88	17.6	32	1	1	6	6.0	6	0	1	7	7.0	7	0	-	-	-	-	-	101
11/09	TB	W	S	9	72	8.0	17	1	1	14	14.0	14	0	4	33	8.3	18	0	1	20	20.0	20	0	139
11/16	WSH	W	S	4	50	12.5	30	0	1	-2	-2.0	-2	0	3	16	5.3	8	0	1	27	27.0	27	0	91
11/23	@Dal	L	S	4	73	18.3	42	0	1	12	12.0	12	0	2	-1	-0.5	0	0	-	-	-	-	-	84
11/30	PHI	L	P	5	80	16.0	24	1	1	-2	-2.0	-2	0	2	1	0.5	1	0	5	133	26.6	42	0	212
12/07	@Atl	L	S	7	66	9.4	25	0	-	-	-	-	-	2	1	0.5	1	0	-	-	-	-	-	67
12/14	@Arz	W	S	9	99	11.0	36	0	-	-	-	-	-	1	21	21.0	21	0	-	-	-	-	-	120
12/21	DET	W	S	5	81	16.2	44	1	1	-3	-3.0	-3	0	5	19	3.8	23	0	1	22	22.0	22	0	119
12/28	@NYG	W	S	2	16	8.0	11	0	-	-	-	-	-	3	50	16.7	53	1	-	-	-	-	-	66
TOTALS			16/11	88	1110	12.6	67	7	11	42	3.8	14	0	44	439	10.0	53	1	11	309	28.1	42	0	1900

POSTSEASON

01/03	DAL	W	S	5	135	27.0	70	1	-	-	-	-	-	3	13	4.3	7	0	1	11	11.0	11	0	159
01/10	@StL	W	S	6	163	27.2	69	1	1	7	7.0	7	0	-	-	-	-	-	-	-	-	-	-	170
01/18	@Phi	W	S	3	26	8.7	15	0	-	-	-	-	-	-	-	-	-	-	-	-	-	-	-	26
02/01	NE	L	S	4	80	20.0	39	1	-	-	-	-	-	1	2	2.0	2	0	1	30	30.0	30	0	112
TOTALS			4/4	18	404	22.4	70	3	1	7	7.0	7	0	4	15	3.8	7	0	2	41	20.5	30	0	467


2002 CAROLINA

Date	Opp	W/L	P/S	RECEIVING				RUSHING				PUNT RETURNS				KICKOFF RETURNS				Total Yds				
				Rec	Yds	Avg	LG	TD	Rsh	Yds	Avg	LG	TD	PR	Yds	Avg	LG	TD	KOR		Yds	Avg	LG	TD
09/08	BLT	W	S	4	38	9.5	15	0	-	-	-	-	-	4	32	8.0	13	0	-	-	-	-	-	70
09/15	DET	W	S	4	71	17.8	44	0	1	-4	-4.0	-4	0	9	15	1.7	9	0	1	22	22.0	22	0	104
09/22	@Min	W	S	5	81	16.2	32	1	-	-	-	-	-	2	1	0.5	2	0	3	65	21.7	24	0	147
09/29	@GB	L	S	5	116	23.2	61	0	-	-	-	-	-	5	31	6.2	11	0	2	39	19.5	23	0	186
10/06	ARZ	L	S	5	79	15.8	31	0	-	-	-	-	-	5	36	7.2	17	0	2	40	20.0	21	0	155
10/13	@Dal	L	S	4	31	7.8	12	0	-	-	-	-	-	5	51	10.2	15	0	2	44	22.0	24	0	126
10/20	@Atl	L	S	1	20	20.0	20	0	-	-	-	-	-	-	-	-	-	-	-	-	-	-	-	20
10/27	TB	L	S	-	-	-	-	-	-	-	-	-	-	5	7	1.4	8	0	3	106	35.3	51	0	113
11/10	NO	L	S	4	68	17.0	37	0	-	-	-	-	-	4	16	4.0	13	0	5	105	21.0	25	0	189
11/17	@TB	L	S	4	30	7.5	20	1	-	-	-	-	-	1	5	5.0	5	0	-	-	-	-	-	35
11/24	ATL	L	S	-	-	-	-	-	RESERVED SUSPENDED				-	-	-	-	-	-	-	-	-	-	-	-
12/01	@Cle	W	S	1	3	3.0	3	0	-	-	-	-	-	1	6	6.0	6	0	-	-	-	-	-	9
12/08	CIN	W	S	5	144	28.8	49	1	-	-	-	-	-	3	153	51.0	87	2	1	16	16.0	16	0	313
12/15	@Pit	L	P	5	57	11.4	23	0	-	-	-	-	-	3	22	7.3	10	0	5	99	19.8	29	0	178
12/22	CHI	W	S	4	97	24.3	69	0	-	-	-	-	-	4	41	10.3	24	0	1	16	16.0	16	0	154
12/29	@NO	W	P	3	37	12.3	29	0	-	-	-	-	-	4	54	13.5	23	0	1	19	19.0	19	0	110
TOTALS			15/13	54	872	16.1	69	3	1	-4	-4.0	-4	0	55	470	8.5	87	2	26	571	22.0	51	0	1909

2001 CAROLINA

Date	Opp	W/L	P/S	RECEIVING				RUSHING				PUNT RETURNS				KICKOFF RETURNS				Total Yds					
				Rec	Yds	Avg	LG	TD	Rsh	Yds	Avg	LG	TD	PR	Yds	Avg	LG	TD	KOR		Yds	Avg	LG	TD	
09/09	@ Min	W	P	1	16	16.0	16	0	-	-	-	-	-	-	3	25	8.3	20	0	3	134	44.7	93	1	175
09/23	@ Atl	L	P	-	-	-	-	-	-	-	-	-	-	-	-	-	-	-	-	2	41	20.5	22	0	41
09/30	GB	L	P	-	-	-	-	-	-	-	-	-	-	-	1	0	0.0	0	0	4	71	17.8	25	0	71
10/07	@ SF	L	P	-	-	-	-	-	-	-	-	-	-	-	3	13	4.3	6	0	4	85	21.3	26	0	98
10/14	NO	L	P	1	11	11.0	11	0	-	-	-	-	-	-	5	102	20.4	70	1	4	104	-	44	0	217
10/21	@ Wsh	L	P	-	-	-	-	-	1	-8	-8.0	-8	0	-	3	46	15.3	28	0	2	27	13.5	18	0	65
10/28	NYJ	L		INACTIVE																				0	
11/04	@ Mia	L	P	1	29	29.0	29	0	1	10	10.0	10	0	2	12	6.0	10	0	5	113	22.6	26	0	164	
11/11	@ St.L	L	P	-	-	-	-	-	1	2	2.0	2	0	1	15	15.0	15	0	7	252	36.0	99	1	269	
11/18	SF	L	P	-	-	-	-	-	1	39	39.0	39	0	5	52	10.4	22	0	-	-	-	-	-	-	91
11/25	ATL	L	P	3	29	9.7	16	0	-	-	-	-	-	2	6	3.0	5	0	2	42	21.0	22	0	77	
12/02	@ NO	L	P	-	-	-	-	-	-	-	-	-	-	1	3	3.0	3	0	4	171	42.8	82	0	174	
12/09	@ Buf	L	P	-	-	-	-	-	-	-	-	-	-	1	12	12.0	12	0	4	103	25.8	46	0	115	
12/23	STL	L	P	1	33	33.0	33	0	-	-	-	-	-	1	9	9.0	9	0	5	142	28.4	31	0	184	
12/30	AZ	L	P	-	-	-	-	-	-	-	-	-	-	3	60	20.0	45	0	4	50	12.5	16	0	110	
01/06	NE	L	S	3	36	12.0	19	0	-	-	-	-	-	3	9	3.0	8	0	6	96	16.0	25	0	141	
TOTALS			15/1	10	154	15.4	33	0	4	43	10.8	39	0	34	364	10.7	70	1	561431	25.6	99	2	1994		

SMITH




Derrick STRAIT

cornerback

5-11 • 189 • Oklahoma

Birthdate:.....8/27/80
 Hometown:.....Austin, TX
 High School:.....Lanier
 NFL:.....4th Season
 Panthers:.....2nd Season
 How Acquired:.....WV '06

22



PRO CAREER

- Versatile defensive back has started at cornerback and safety...Appeared in eight contests in 2006 with Carolina, Chicago and the New York Jets.
- Produced a career-high eight tackles at New England (12/4/05).
- Made first NFL start for the New York Jets versus New Orleans (11/27/05).
- Played in first NFL contest for the New York Jets versus Cincinnati (9/12/04).

TRANSACTIONS: Claimed off waivers by Carolina (12/11/06)...Waived by Chicago (12/9/06)...Signed as a free agent by Chicago (11/8/06)...Waived by Tampa Bay (10/17/06)...Claimed off waivers by Tampa Bay (10/11/06)...Waived by the New York Jets



PANTHERS TALE

Derrick is no stranger to the city of Charlotte. After playing his college football at the University of Oklahoma, Derrick was a two-time All-American and recipient of the Bronko Nagurski Trophy, which has been awarded annually since 1993 to the collegiate American football player adjudged by the membership of the Football Writers Association of America (FWAA) to be the best defensively in the United States; the award is presented in Charlotte by the Charlotte Touchdown Club and the FWAA.

(10/10/06)...Selected by the New York Jets in the third round (76th overall) of the 2004 NFL Draft (4/24/04).

GP/GS: Career (29/4) [2/0]; 2006 (8/2); 2005 (16/2); 2004 (5/0) [2/0].

2006: Appeared in two games after being claimed off waivers by Carolina (12/11)...Was inactive for one contest...Posted one tackle in limited action on defense...Registered three special teams tackles...Was inactive for four contests with the New York Jets, Tampa Bay and Chicago...Began the season with the Jets...Appeared in five games with two starts...Tallied eight tackles...Started at safety at Buffalo (9/24) and versus Indianapolis (10/1)...Waived by the Jets (10/10)...Claimed off waivers by the Buccaneers (10/11)...Inactive for one game before being waived (10/17)...Signed as a free agent by the Bears (11/8)...Saw action in one game and was inactive for three contests prior to being waived (12/9).

2005: Played in all 16 games with two starts for the New York Jets...Registered 31 tackles, one fumble recovery and two passes defended...Tied for third on the team with 16 special teams tackles...Started as an extra defensive back versus New Orleans (11/27) and versus Buffalo (1/1) when the Jets opened in a nickel defense...**At Denver (11/20):** Recovered a fumble by Broncos quarterback Jake Plummer...**Vs. New Orleans (11/27):** Made first NFL start...**At New England (12/4):** Produced a career-high eight tackles.

2004: Selected in the third round (76th overall) of the NFL Draft by the New York Jets (4/24)...Played in five games, did not play in three contests and was inactive for eight others...Posted five tackles and one pass defended...Added one special teams stop...Suffered a broken right foot during practice (10/7) that caused him to be inactive for the next five games and not play in the two after that...**POSTSEASON:** Appeared in both of the Jets playoff contests...Recorded nine tackles and one pass defended...**Vs. Cincinnati (9/12):** Made NFL debut and notched one pass defended...**At Miami (10/3):** Gathered a season-high four tackles and one special teams stop.

COLLEGE: Earned both the Nagurski Award, given to the country's best defensive player, and Jim Thorpe Award, given to the nation's top defensive back, and as a senior...Started a school-record 53 games, including bowl games, at Oklahoma...Totaled 264 tackles, two sacks, 14 interceptions, 54 passes defended, seven forced fumbles and six fumble recoveries...Set the Big 12 Conference career record with 14 interceptions...Stands as the only player in school history to amass more than 100 interception return yards twice in a career after compiling 127 yards as a senior and 175 yards as a junior...**2003 (Sr.):** Consensus first-team All-America...Finished third on the team with 80 tackles...Established the Sooners single-season mark with five fumble recoveries...Posted three interceptions, 12 passes defended and two forced fumbles...Returned an interception and a fumble for touchdowns versus Texas...**2002 (Jr.):** First-team All-Big 12 Conference choice...Recorded 68 tackles, three forced fumbles and one fumble recovery...Tied for the team lead with six interceptions and led the team with 13 passes defended...**2001 (So.):** Second-team All-Big 12 Conference selection...Produced 54 tackles, three interceptions and 15 passes defended...**2000 (Fr.):** Big 12 Conference Defensive Newcomer of the Year...Earned Freshman All-America recognition by *The Sporting News*...Third-team All-Big 12 Conference choice...Registered 62 tackles, two sacks, two interceptions, 14 passes defended and two forced fumbles...**1999:** Redshirted as a true freshman.

PERSONAL: Attended Lanier HS in Austin, TX...Played quarterback, running back and defensive back...Rushed for 1,439 yards and 17 touchdowns and threw three touchdowns in addition to producing 118 tackles, one sack, two interceptions, 11 passes defended, two forced fumbles and four fumble recoveries as a senior...Majored in sociology...Lives in Charlotte...Single...Derrick Strait.

CAREER

Derrick Strait

STATISTICS

Year	Team	GP/GS	Tot	T	A	Sack	Yds	INT	Yds	Lg	TD	PD	FF	FR	Yds
2004	NY Jets	5/0	5	5	0	0.0	0	0	0	-	0	1	0	0	0
2005	NY Jets	16/2	31	26	5	0.0	0	0	0	0	2	0	0	1	0
2006	NYJ/TB/Chi/Car	8/2	9	8	1	0.0	0	0	0	0	0	0	0	0	0
Totals		29/4	45	39	6	0.0	0	0	0	0	3	0	0	1	0

POSTSEASON

Year	Team	GP/GS	Tot	T	A	Sack	Yds	INT	Yds	Lg	TD	PD	FF	FR	Yds
2004	NY Jets	2/0	9	9	0	0.0	0	0	0	-	0	1	0	0	0
Totals		2/0	9	9	0	0.0	0	0	0	-	0	1	0	0	0

ADDITIONAL STATISTICS

SPECIAL TEAMS TACKLES: 2004 (1); 2005 (16); 2006 (3-3-0).

STRAIT GAME-BY-GAME STATISTICS

2006 CAROLINA

Date	Opp	W/L	P/S	T	S	A	SACK	QBP	FR	FF	PD	INT	YDS	LG	TD
Claimed off waivers by Carolina (12/11)															
12/17	PITTSBURGH	L					INACTIVE								
12/24	@Atlanta	W	P	-	-	-	-	-	-	-	-	-	-	-	-
12/31	@New Orleans	W	P	1	1	-	-	-	-	-	-	-	-	-	-
TOTALS			2/0	1	1	0	0.0	0	0	0	0	0	0	0	0

2006 CHICAGO

Date	Opp	W/L	P/S	T	S	A	SACK	QBP	FR	FF	PD	INT	YDS	LG	TD
Signed as a free agent by Chicago (11/08)															
11/12	@New York Giants	W					INACTIVE								
11/19	@New York Jets	W					INACTIVE								
11/26	@New England	L	P	-	-	-	-	-	-	-	-	-	-	-	-
12/3	MINNESOTA	W					INACTIVE								
Waived by Chicago (12/9)															
TOTALS			1/0	0	0	0	0.0	0	0	0	0	0	0	0	0

2006 TAMPA BAY

Date	Opp	W/L	P/S	T	S	A	SACK	QBP	FR	FF	PD	INT	YDS	LG	TD
Claimed off waivers by Tampa Bay (10/11)															
10/15	CINCINNATI	W					INACTIVE								
Waived by Tampa Bay (10/17)															
TOTALS			0/0	0	0	0	0.0	0	0	0	0	0	0	0	0



in the community

Fans of the Carolina Panthers have the opportunity to bid on authentic Panthers memorabilia prior to each home game at the CatWalk and on the club level. All proceeds benefit worthwhile non-profit agencies in the Carolinas.

STRAIT



Mike WAHLE

guard

68

6-6 • 304 • Navy

Birthdate:.....3/29/77

Hometown:.....Lake Arrowhead, CA

High School:.....Rim

NFL:.....10th Season

Panthers:.....3rd Season

How Acquired:.....UFA '05 (GB)



PRO CAREER

- Contributed to an offensive line unit that ranked 10th in the NFL in sacks per pass play, despite employing eight different combinations through the first four weeks of the 2006 season.
- Aided Panthers in recording a team-record 242 yards rushing versus St. Louis (11/19/06), an average of 5.6 yards per carry.
- Saw action at left tackle versus Atlanta (9/10/06) after Travelle Wharton left the game with a knee injury.
- Started 16 games for the fifth consecutive season and earned first career Pro Bowl selection in 2005, representing the NFC as the starting left guard.
- Key contributor to rushing attack that produced a team-record 229 yards at Atlanta (1/1/05) in the regular season finale and 223 yards at New York in the NFC Wild Card game (1/8/05). Efforts marked the first time in team history that the Panthers rushed for more than 200 yards in consecutive games and enabled Carolina to join Atlanta as the only teams to generate consecutive games with 200 or more rushing yards during the 2005 season.
- Started 83 games from 1998-2004 for Green Bay, making 70 starts at left guard, 12 at left tackle and one at right guard.
- Contributed to a Green Bay offense that set team records for total net yards, net passing yards and fewest sacks allowed in 2004.
- Cleared the way for Green Bay running back Ahman Green to lead the NFC in rushing in 2003 and rank second in 2001.
- Recorded first career reception for seven yards at New Orleans (9/15/02), catching a Brett Favre pass that had been batted into the air.

TRANSACTIONS: Signed as a free agent by Carolina (3/3/05)...Released by Green Bay (3/1/05)...Signed as an unrestricted free agent by Green Bay (3/11/02)...Selected by Green Bay in the second round (24th overall) of the 1998 supplemental draft (7/9/98).

GP/GS: Career (126/112) [9/9]; 2006 (13/13); 2005 (16/16) [3/3]; 2004 (16/16) [1/1]; 2003 (16/16) [2/2]; 2002 (16/16) [1/1]; 2001 (16/16) [2/2]; 2000 (16/6); 1999 (16/13); 1998 (1/0).

2006: Started at left guard in 13 contests...Saw action at left tackle versus Atlanta (9/10)



PANTHERS TALE

Mike owns a home in San Diego and loves to surf in California. His favorite beach to surf is Pacific Beach. Known for its relaxed attitude, Pacific Beach is one of the most popular beaches in San Diego and is home to a large surf park.

after Travele Wharton left the game with a knee injury...Missed final three weeks of the season after being placed on injured reserve with a shoulder injury (12/20)...Was inactive for one contest...Contributed to an offensive line unit that ranked 10th in the NFL and seventh in the NFC in sacks per pass play, despite employing eight different combinations through the first four weeks of the season...Cleared lanes for DeShaun Foster and DeAngelo Williams to rush for 1,398 yards...**Vs. Atlanta (9/10):** Started at guard but was moved to left tackle after Travele Wharton left the game with an injured left knee...**Vs. Cleveland (10/8):** Started at left guard and opened running lanes for DeShaun Foster to rush for 119 yards in becoming the first Panthers player to rush for more than 100 yards in consecutive games since running back Nick Goings accomplished the feat in four consecutive contests in 2004...**At Baltimore (10/15):** Started at left guard and provided protection for quarterback Jake Delhomme to pass for a career-high 365 yards...**Vs. St. Louis (11/19):** Started at left guard and contributed to an offensive unit that totaled a team-record 242 yards rushing on 43 attempts, an average of 5.6 yards per carry...Helped offense maintain possession for 38:43, almost 18 minutes longer than St. Louis...**Vs. New York Giants (12/10):** Helped offensive unit accumulate 463 yards total yards, the second-highest total in team history, exceeded by the 483 yards gained at Washington (10/3/99).

2005: Started at left guard in all 16 contests for the fifth consecutive season...Member of offensive line unit that started the same five players in every contest for the first time in team history...28 sacks allowed ranked as the second-fewest in team history behind the 26 surrendered in 2003...Offensive front surrendered one sack or fewer in 10 regular season games and rushed for 100 or more yards in eight regular season games and two postseason contests...Part of offense that ranked eighth in the NFL and second in team history with an average of 24.4 points per game...Provided protection for Jake Delhomme to become first player in team history to pass for more than 3,000 yards in three consecutive seasons and earn his first Pro Bowl selection...Helped Stephen Davis establish a team record with 12 rushing touchdowns and DeShaun Foster to rush for a career-high 879 yards, the third-highest total in team history...**POSTSEASON:** Started all three contests...Member of offensive line unit that helped improve the Panthers average rushing yards per game to 127.3 yards during the postseason after averaging 104.9 yards during the regular season...**PRO BOWL:** Earned first career selection...First offensive lineman in team history to be selected...One of four Panthers selected, joining Jake Delhomme, Steve Smith and Julius Peppers...Third consecutive season that four Carolina players were selected to the Pro Bowl...Second time in team history that three offensive players were chosen... Steve Beuerlein, Muhsin Muhammad and tight end Wesley Walls were selected in 1999...**HONORS:** *Pro Football Weekly* All-NFC...*Pro Football Writers Association* All-NFC...**At Atlanta (1/1):** Contributions helped establish a team record with 13 rushing first downs and 229 yards rushing, including 165 yards by DeShaun Foster, in victory that secured playoff berth...Bettered previous team record of 223 rushing yards set in overtime game at New Orleans (10/23/03)...13 rushing first downs bettered the previous mark of 12, previously accomplished five times, most recently at Houston (11/2/03)...**NFC Wild Card at New York (1/8):** Contributed to an offense that accumulated 223 yards rushing on 45 attempts and maintained possession for 42:45...Total included 151 yards by DeShaun Foster...223 yard matched the second-highest total in team history...Marked first time in team history that Carolina gained more than 200 yards rushing in consecutive contests after it amassed a team-record 229 yards in the regular season finale at Atlanta (1/1)...Effort enabled Carolina to join Atlanta as the only teams to generate consecutive games with 200 or more yards rushing during the 2005 season...42:45 stands as the highest time of possession in team history for any game, including the playoffs...Bettered regular season best of 41:51 at New Orleans (12/5/04)...45 attempts equaled the most in team history, previously accomplished at Dallas (12/8/97) and versus Arizona (11/19/95)...**NFC Divisional Playoffs at Chicago (1/15):** Contributed to offensive line performance that limited Chicago to one sack after surrendering eight sacks at Chicago (11/20) earlier in the season...Part of offense that produced 29 points and 434 total net yards against Chicago defense that allowed a League-low 12.9 points per game and ranked second in the NFL in yards allowed per game...Contributions helped

Carolina equal NFL record with its fourth consecutive road postseason victory and become fourth team since 1990 to win an NFC Divisional Playoff game on the road.

2004: Started all 16 regular season games at left guard for the fourth consecutive season...Contributed to Green Bay offense that set team records with 6,349 total net yards, 4,441 net passing yards and 14 sacks allowed, a total that led the NFL...**POSTSEASON:** Started NFC Wild Card versus Minnesota (1/9) at left guard.

2003: Started all 16 regular season contests at left guard...Part of Green Bay offense that established single-season marks for rushing yards with 2,558, which ranked third in the NFL, and yards per carry at 5.05...Assisted Packers in rushing for more than 100 yards in 11 games and more than 200 in five...Member of offensive line that yielded 19 sacks, tied for the second-fewest surrendered in the League...Included a team-record six contests without a sack allowed and three consecutive games with no sacks given up for the first time in franchise history...Cleared paths for Ahman Green to lead the NFC in rushing with a team record 1,883 yards...**POSTSEASON:** Started at left guard in NFC Wild Card versus Seattle (1/4) and NFC Divisional Playoff at Philadelphia (1/11)...**HONORS:** *Sports Illustrated* All-Pro...**At Tampa Bay (11/16):** Helped Packers end Buccaneers NFL-record streak of 69 consecutive games with a sack.

2002: Started all 16 regular season games...Contributed to Packers offense that averaged 120.8 rushing yards per game, the team's highest total in 17 years...**POSTSEASON:** Started NFC Wild Card versus Atlanta (1/4) at left guard...**At New Orleans (9/15):** Recorded first NFL reception for seven yards, catching a Brett Favre pass that had been batted into the air.

2001: Started all 16 regular season contests at left guard...Played a key role on offensive line that allowed 22 sacks, the third fewest in the League and the fewest yielded by Green Bay since surrendering 17 in 1974...Opened holes for running back Ahman Green to rank second in the NFC in rushing with 1,387 yards...**POSTSEASON:** Started at left guard in NFC Wild Card versus San Francisco (1/13) and NFC Divisional Playoff at St. Louis (1/20)...**Vs. Tampa Bay (11/4):** Received a game ball for his touchdown-saving tackle of Buccaneers cornerback Donnie Abraham following a 46-yard return of a Brett Favre interception...**Vs. Cleveland (12/23):** Helped the Packers rush for a season-high 222 yards.

2000: Appeared in all 16 games with six starts at left tackle...Started the first six contests at left tackle prior to suffering a left calf strain at Detroit (10/8)...Utilized primarily on special teams for the remainder of the season...**At Minnesota (12/17):** Lined up as an extra tight end.

1999: Played in all 16 games with 13 starts...Made starts in six contests at left tackle, six at left guard and one at right tackle...Started the first four games at left guard before starting at right tackle at Denver (10/17) and returning to left guard for the next two contests...Started the final six games at left tackle...Did not start versus Chicago (11/17), at Dallas (11/14) and versus Detroit (11/21)...Part of offensive line that paved the way for a 4,000-yard passer in Brett Favre, 1,000-yard rusher in Dorsey Levens and two 1,000-yard receivers in Antonio Freeman and Bill Schroeder, the first such quartet in team history...**Vs. Oakland (9/12):** Made first NFL start at left guard...**At Denver (10/17):** Moved over to start at right tackle in place of an injured Earl Dotson...**At San Francisco (11/29):** Started at left tackle after a knee injury to Ross Verba.

1998: Selected in the second round (24th overall) of the 1998 supplemental draft by Green Bay...Saw action in one game and was inactive for 15 contests...**POSTSEASON:** Inactive for NFC Wild Card at San Francisco (1/3)...**At Chicago (12/27):** Made NFL debut, appearing on special teams and at left guard.

COLLEGE: Played in 17 games with 11 starts at Navy...Entered the Naval Academy as a 200-pound tight end and grew to a 6-6, 300-pound offensive lineman...**1998 (Sr.):** Forfeited senior year of eligibility because of an NCAA ruling and subsequently resigned from the Academy...**1997 (Jr.):** Started all 11 contests at left tackle for the Midshipmen...Helped pave the way for the nation's third-best rushing offense...**1996 (So.):** Moved to offensive line from

wide receiver...Appeared in six games as a reserve tackle and on special teams...**1995 (Fr.):** Member of junior varsity squad as a freshman wide receiver.

PERSONAL: Establishing a charitable foundation that will support educational-based charities...Worked with the Rim Education Foundation while in high school...Attended Rim of the World HS in Lake Arrowhead, CA...Named All-Conference and league Most Valuable Player at tight end...Also played quarterback and strong safety...Lettered three years in basketball, garnering All-Region and league Most Valuable Player recognition at point guard as a senior...Earned four letters in baseball as a pitcher...Majored in economics...Took classes at the University of Nevada-Las Vegas in the spring of 2003 and 2004 toward the completion of his degree...Lives in San Diego, CA...Participated in a local elementary school's Fit Squad Pep Rally, where he spoke to students about the importance of a healthy lifestyle, visited classrooms and signed autographs...Active in the Pop Warner Youth Football community...Wife: Trina...Daughter Teagan...Michael James Wahle.



Travelle WHARTON
tackle

70

6-4 • 312 • South Carolina
 Birthdate:.....5/19/81
 Hometown:.....Fountain Inn, SC
 High School:.....Hillcrest
 NFL:.....4th Season
 Panthers:.....4th Season
 How Acquired:.....D3 '04



PRO CAREER:

- Returned to his college position of left tackle in 2005, where he has started 17 games and three postseason contests after spending his rookie season at left guard in 2004.
- Member of offensive line that allowed only 28 sacks in 2005, the second lowest total in team history.
- Key contributor to rushing attack that generated a team-record 229 yards rushing at Atlanta (1/1/05) in the regular season finale and 223 yards rushing at the New York Giants (1/8/05) in the NFC Wild Card game. Efforts marked the first time in team history that Carolina rushed for more than 200 yards in consecutive games and enabled the Panthers to join Atlanta as the only teams to generate consecutive games with 200 or more yards rushing during the 2005 season.
- Started final 11 games at left guard in 2004 after being inactive for the first five contests. Entered the lineup after starting guard Tutan Reyes suffered an injured left ankle at Philadelphia (10/17/04).
- Lone rookie starter on offensive line that yielded only 33 sacks in 2004, the fourth lowest total in team history.



PANTHERS TALE

A native of Fountain Inn, S.C., Travelle wants to return to his hometown when his football career is finished and work on revitalizing some low-income housing areas. His project will aim to improve housing options available for single-parent families in the city.

- Opened running lanes for Nick Goings to rush for five 100-yard games in eight starts, tying Anthony Johnson with five in 1996 and behind Stephen Davis who totaled seven in 2003.
- One of four rookie draft choices to start a game in 2004 (Chris Gamble, Keary Colbert, Michael Gaines).

TRANSACTIONS: Selected by Carolina in the third round (94th overall) in the 2004 NFL draft (4/24/04).

GP/GS: Career (28/28) [3/3]; 2006 (1/1); 2005 (16/16) [3/3]; 2004 (11/11).

2006: Was injured in the first week of the season and missed the final 15 games...Placed on injured reserve with an injured left knee (9/12)...**Vs. Atlanta (9/10):** Started at left tackle but left contest in the first quarter with an injured left knee.

2005: Started all 16 games at left tackle after spending rookie season at left guard...Member of offensive line unit that started the same five players in every contest for the first time in team history...Part of group that yielded 28 sacks, the second-fewest total in team history...Offensive front surrendered one sack or fewer in 10 regular season games and rushed for 100 or more yards in eight regular season games and two postseason contests...Contributed to offensive unit that ranked eighth in the NFL and second in team history with an average of 24.4 points per game...Helped quarterback Jake Delhomme become first player in team history to pass for more than 3,000 yards in three consecutive seasons and earn his first Pro Bowl selection...Cleared lanes for Stephen Davis to establish a team record with 12 rushing touchdowns and DeShaun Foster to rush for 879 yards, the third-highest total in team history...

POSTSEASON: Started all three games at left tackle...Helped the Panthers improve average to 127.3 rushing yards per game and 4.3 yards per carry during the postseason after the unit averaged 104.9 yards and 3.4 yards per rushing attempt during the regular season..**At Atlanta (1/1):** Contributions helped establish team record with 13 rushing first downs and 229 yards rushing, including 165 rushing yards by Foster...Victory secured playoff berth...Bettered previous team record of 223 rushing yards set in overtime game at New Orleans (10/23/03)...13 rushing first downs bettered the previous mark of 12, previously accomplished five times, most recently at Houston (11/2/03)...**NFC Wild Card at New York Giants (1/8):** Aided running game that accumulated 223 yards rushing on 45 attempts and maintained possession for 42:45...Total included 151 yards by Foster...223 yard matched the second-highest total in team history...Marked first time in team history that Carolina gained more than 200 yards rushing in consecutive contests after it amassed a team-record 229 yards in the regular season finale at Atlanta (1/1)...Effort enabled Carolina to join Atlanta as the only teams to generate consecutive games with 200 or more yards rushing during the 2005 season...42:45 stands as the highest time of possession in team history for any game, including the playoffs...Bettered regular season best of 41:51 at New Orleans (12/5/04)...45 attempts equaled the most in team history, previously accomplished at Dallas (12/8/97) and versus Arizona (11/19/95)...**NFC Divisional Playoffs at Chicago (1/15):** Contributed to offensive line performance that limited Chicago to one sack after surrendering eight sacks at Chicago (11/20) earlier in the season...Part of offense that produced 29 points and 434 total net yards against Chicago defense that allowed a League-low 12.9 points per game and ranked second in the NFL in yards allowed per game...Contributions helped Carolina equal NFL record with its fourth consecutive road postseason victory and become fourth team since 1990 to win an NFC Divisional Playoff game on the road.

2004: Started the final 11 games of the season at left guard after being inactive for the first five...Inserted into the starting lineup after Tutan Reyes suffered an injured left ankle...One of the anchors along an offensive line that fielded five different starting combinations during the regular season...Member of offensive line that helped the Panthers finish 13th in total yards per game and third in scoring for the final eight games of the season...Efforts helped Nick Goings match a team record with four consecutive 100-yard games, equaling the mark set by Stephen Davis in 2003...Contributed to an offense that finished ninth in the NFL in passing yards per game, averaging 228 yards per contest, and helped quarterback Jake Delhomme post a passer

rating of 100 or more in five contests...Offensive line ranked ninth in sacks per pass play giving up only 33 sacks on the season, which ranks as the third-fewest in club history...Played a key role in offense that averaged 326.6 yards per game, the second-highest totals in club history, trailing only 355.4 yards produced in 1999...**Vs. San Diego (10/24):** Started his first NFL game and contributed to a rushing offense that produced 116 yards and allowed only one sack of quarterback Jake Delhomme...**At Seattle(10/31):** Part of an offensive line effort that didn't allow a sack of Delhomme...**At San Francisco (11/14):** Helped Delhomme pass for 303 yards, three touchdowns and score 34 second-half points, the second-highest total in team history...Team overcame 17-0 first-half deficit, matching the biggest comeback in team history and ended six-game losing streak...**Vs. Arizona (11/20):** Contributed to a line effort that held the Cardinals without a sack and opened holes for Nick Goings to rush for 121 yards and three touchdowns...Performance helped Goings earn NFC Offensive Player of the Week award...**At New Orleans (12/5):** Helped Nick Goings post a team-record 36 carries for 122 yards and become the fourth Panthers player to produce three consecutive 100-yard rushing games...Contributed to offensive effort in which Carolina totalled 401 yards of offense, the highest amount of the season.

COLLEGE: 2003 (Sr.): Started all 12 games at left tackle and earned second-team All-SEC recognition at South Carolina...Team captain...Lone returning starter on offensive line that allowed only 10 sacks the entire season...Contributed to offensive effort versus Tennessee that generated 217 yards rushing and 371 total net yards...**2002 (Jr.):** Started all 12 games at left tackle and was selected All-SEC first team by *The Sporting News*...Member of offense that averaged 318.8 yards per game...**2001 (So.):** Started all 11 games he played at left tackle ...Helped pave running lanes for South Carolina rushing offense that ranked second in the SEC with an average of 186.6 yards per game and produced 200 or more rushing yards in six games...Missed game at Arkansas with an injured ankle...Returned in following contest versus Vanderbilt to help South Carolina amass 356 yards rushing and a single-game school total offense record of 656 yards...**2000 (Fr.):** Freshman All-America selection by *The Sporting News* after serving as the Gamecocks starting left tackle in 10 of the 12 games he played...Efforts helped South Carolina average 367.9 yards per game, rank fourth in the SEC with an average of 157.0 rushing yards per game and running back Derek Watson rush for 1,066 yards and 12 touchdowns in addition to leading the conference with 166.7 all-purpose yards per game.

PERSONAL: Graduated in the summer of 2003 with an undergraduate degree in retailing and worked on classes in retail sales management during the fall of his final college season...Participated in a coaching internship at Olympic HS in Charlotte during the 2005 off-season...Celebrity co-chairman of the Palmetto Juvenile Diabetes Research Foundation...Shrine Bowl participant following his senior year at Hillcrest HS in Simpsonville, SC...Earned All-Area and All-State recognition as a senior...Lettered in basketball...Lives in Charlotte...Wife: Kashema...Daughter: Gabrielle...Glenn Travelle Wharton.



in the community

Sir Purr has partnered with Big Brothers Big Sisters of Greater Charlotte to befriend eight "Little's" each season. The Little's are encouraged to write and email Sir Purr. Each Little and Big is invited to a Panthers regular season game as Sir Purr's special guests. They receive a surprise visit from Sir Purr during the game and appear on Panthersvision.



Garnell WILDS

cornerback

38

5-11 • 195 • Virginia Tech

Birthdate:.....6/8/81
 Hometown: Tampa, FL
 High School: Hillsborough
 NFL: 1st Season
 Panthers: 3rd Season
 How Acquired:..... FA '05



PRO CAREER

- Spent time on the Washington Redskins practice squad and active roster in 2004.
- Accumulated a season-high five tackles versus Minnesota (1/2/05).
- Played in first NFL game at San Francisco (12/18/04).

TRANSACTIONS: Placed on reserve non-football illness/injury by Carolina with an injured knee (9/2/06)...Signed as a free agent from practice squad by Carolina (1/4/06)...Signed to practice squad by Carolina (11/2/05)...Waived by Carolina (10/31/05)...Signed as a free agent from practice squad by Carolina (9/24/05)...Signed to practice squad by Carolina (9/6/05)...Waived by Washington (9/3/05)...Signed as a free agent from practice squad by Washington (12/4/04)...Signed to practice squad by Washington (9/7/04)...Waived by Washington (9/5/04)...Signed as an undrafted rookie free agent by Washington (4/28/04).

GP/GS: Career (5/0) [0/0]; 2006 (IR); 2005 (3/0) [0/0]; 2004 (2/0).

2006: Placed on reserve non-football illness/injury list by Carolina with an injured knee (9/2/06).

2005: Played in three games and was inactive for two contests with Carolina in between two stints on the practice squad...Primarily utilized on special teams and contributed one tackle...Recorded three tackles on defense...**POSTSEASON:** Inactive for all three games...Attended training camp with Washington...Waived by the Redskins prior to the start of the regular season (9/3)...Signed to the practice squad by Carolina (9/6)...Promoted to the active roster (9/24)...**At Arizona (10/9):** Saw extensive action on defense in the second half after cornerback Chris Gamble left the game with an injured ankle...Posted three tackles.

2004: Signed as an undrafted rookie free agent by Washington (4/28)...Played in two games and was inactive for three contests...Contributed five tackles...Began the season on the Redskins practice squad, where he spent 12 weeks, before being signed to the 53-man roster (12/4)...**At San Francisco (12/18):** Made NFL debut...**Vs. Minnesota (1/2):** Saw most extensive action of the season on defense...Recorded five tackles.

COLLEGE: Played in 36 games with 11 starts at Virginia Tech...Tallied 106 tackles and nine interceptions...**2003 (Sr.):** Started the first six games before suffering a torn meniscus in his left knee that caused him to miss the rest of the season...Recorded 31 tackles and one interception...**2002 (Jr.):** Played in all 14 games with four starts...Led the Big East Conference in



PANTHERS TALE

Garnell's parents were both educators in the Florida school system. His mother, Jacqueline, is a junior high school English teacher and his father, George, is a retired high school Math teacher. Garnell attended both schools, but he did not have either as a teacher.

interceptions with five...Produced 44 tackles, six passes defended and one fumble recovery...Tied a Big East and school single-game record with three interceptions against Syracuse...**2001 (So.):** Appeared in all 11 games, starting one...Registered 27 tackles, two interceptions and four passes defended...Caught a 33-yard pass from punter Vinnie Burns on a fake punt against Central Florida...Made first career start against Temple and responded with two interceptions...**2000 (Fr.):** Saw action in five games prior to suffering a torn ACL in his left knee and missing the remainder of the season...Notched four tackles and one interception...**1999:** Redshirted as a true freshman.

PERSONAL: Attended Hillsborough HS in Tampa, FL...Recorded 69 tackles and four interceptions as a senior...Helped team post a 28-8 record during his varsity career and advance to the state 6A championship game as a sophomore...Majored in residential property management at Virginia Tech...Son: Garnell II...Garnell Wayman Wilds.

WILDS

CAREER		Garnell Wilds											STATISTICS		
Year	Team	GP/GS	Tot	T	A	Sack	Yds	INT	Yds	Lg	TD	PD	FF	FR	Yds
2004	Washington	2/0	5	4	1	0.0	0	0	0	-	0	0	0	0	0
2005	Carolina	3/0	3	3	0	0.0	0	0	0	-	0	0	0	0	0
2006	Carolina														
			Reserve Non-Football Injury												
Totals		5/0	8	7	1	0.0	0	0	0	-	0	0	0	0	0

WILDS GAME-BY-GAME STATISTICS

2005 CAROLINA

Date	Opp	W/L	P/S	T	S	A	SACK	QBP	FR	FF	PD	INT	YDS	LG	TD
SIGNED OFF PRACTICE SQUAD (9/24)															
09/25	@ Miami	L	P	0	0	0	0.0	0	0	0	0	0	0	0	0
10/03	GREEN BAY	W					INACTIVE								
10/09	@ Arizona	W	P	3	3	0	0.0	0	0	0	0	0	0	0	0
10/16	@ Detroit	W	P	0	0	0	0.0	0	0	0	0	0	0	0	0
10/30	MINNESOTA	W					INACTIVE								
PLACED ON PRACTICE SQUAD (11/2)															
TOTALS			3/0	3	3	0	0.0	0	0	0	0	0	0	0	0

POSTSEASON

01/06	@ NY Giants	W					INACTIVE								
01/15	@ Chicago	W					INACTIVE								
01/22	@ Seattle	L					INACTIVE								
TOTALS			0/0	0	0	0	0.0	0	0	0	0	0	0	0	0

2004 WASHINGTON

Date	Opp	W/L	P/S	T	S	A	SACK	QBP	FR	FF	PD	INT	YDS	LG	TD
12/05	NY Giants	W					INACTIVE								
12/12	Philadelphia	L					INACTIVE								
12/18	@ San Francisco	W	P	0	0	0	0.0	0	0	0	0	0	0	0	0
12/26	@ Dallas	L					INACTIVE								
01/02	Minnesota	W	P	5	4	1	0.0	0	0	0	0	0	0	0	0
TOTALS			2/0	5	4	1	0.0	0	0	0	0	0	0	0	0



DeAngelo WILLIAMS 34

running back

5-9 • 217 • Memphis

Birthdate:.....4/25/83
 Hometown:.....Wynne, AR
 High School:.....Wynne
 NFL:.....2nd Season
 Panthers:.....2nd Season
 How Acquired:.....D1 '06



PRO CAREER

- **AMONG PANTHERS ROOKIES:** 501 rushing yards and 121 rushing attempts stand as the second-highest total for a rookie in Panthers team history... Ranks behind 809 yards and 182 rushing attempts recorded by Fred Lane in 1997...33 receptions rank third in team history among Panthers rookies.
- Responsible for memorable performance at Atlanta (12/24/06) when he converted seven-of-eight third down opportunities as a quarterback in the shotgun formation to help the team set a mark with 52 rushing attempts and maintain possession for 41:47, the second highest in team history, in a 10-3 victory.
- Became first running back in Panthers history to produce a 100-yard receiving contest with 101 yards on seven receptions in Monday Night game at Philadelphia (12/4/06). Combined with his 114-yard rushing effort versus St. Louis (11/19/06), he also became the first player in team annals to register both a 100-yard receiving game and 100-yard rushing contest during their Panthers career.
- Produced first career 100-yard rushing game with a career-high 114 rushing yards on 20 carries versus St. Louis (11/19/06) to help Panthers establish team record with 242 rushing yards.

TRANSACTIONS: Selected in the first round (27th overall) of the 2006 college draft on April 29, 2006.

GP/GS: Career (13/2); 2006 (13/2).

2006: Played in 13 games with two starts...Served as team's primary kick returner...Rushed for 501 yards and one touchdown on 121 carries...Notched 33 receptions for 313 yards and one touchdown...Averaged 19.5 yards on 32 kickoff returns for 623 yards with long of 39 yards...Ranked second on the team in rushing yards and rushing attempts...Ranked third on team in receptions and receiving yards...Rushing yards and rushing attempts stand as the second highest for a rookie in team history behind the 809 yards and 182 attempts recorded by Fred Lane in 1997...33 receptions rank third in team history among Panthers rookies...Inactive at Baltimore (10/15), at Cincinnati (10/22) and versus Dallas (10/29) with an injured right ankle suffered versus Cleveland (10/8)...**At Minnesota (9/17):** Scored first NFL touchdown on three-yard run...**Vs. New Orleans (10/1):** Notched season-long 31-yard run to



PANTHERS TALE

DeAngelo is a women's basketball fan and first became interested in the sport in college. "I had free time between classes and I was looking for something to do, so watching women's basketball was something fun that intrigued me," DeAngelo says. "The game is good. Women are just as athletic as men."

set up team's first touchdown...**Vs. Cleveland (10/8):** Left game in second quarter with sprained right ankle that caused him to be inactive for the next three contests...**Vs. St. Louis (11/19):** Generated first career 100-yard rushing game on 20 carries for a team-high and personal-best 114 yards...Helped offense rush for a team-record 242 yards and equal a team mark with 13 rushing first downs...Previous team record of 229 yards and 13 rushing first downs were both achieved at Atlanta (1/1/06)...**At Washington (11/26):** Registered first career start in place of an injured DeShaun Foster...Totalled 63 rushing yards on 17 carries and three receptions for 23 yards...**At Philadelphia (12/4):** Started in place of an injured Foster...Generated 175 combined net yards on team highs of 74 rushing yards on 17 carries and 101 receiving yards on a personal-best and team-high seven receptions...Became first running back in team history to produce a 100-yard receiving game...Performance also enabled him to become first player in team history ever to record a 100-yard rushing game and 100-yard receiving contest during their Panthers career...**At Atlanta (12/24):** Rushed for 82 yards on 21 attempts...Sparked offense when he took direct snap from center in shotgun formation...Responsible for 36 yards on nine rushing attempts and conversions on seven-of-eight third down opportunities when utilized in that alignment...Keyed offense that accumulated 183 rushing yards on 52 rushing attempts and maintained possession for 41:47...52 rushing attempts established team record, bettering previous mark of 45 attempts accomplished twice, most recently at Dallas (12/8/97)...13 rushing first downs generated by offense equaled a team mark previously achieved twice, most recently versus St. Louis (11/19/06)...41:47 time of possession stands as second-highest amount in team history, trailing team record of 41:51 established at New Orleans (12/5/04).

COLLEGE: NCAA Division I-A all-time leader with 7,573 all-purpose yards, breaking the previous mark of 7,206 by Ricky Williams at the University of Texas from 1995-98....Fourth player in NCAA Division I-A history to compile more than 6,000 career rushing yards, joining Tony Dorsett, Ricky Williams and Ron Dayne. Williams ended his career ranked fourth all-time with 6,026 yards rushing....NCAA record-holder with 100-yard rushing efforts in 34 of his 44 collegiate contests, bettering the mark of 33 set by Archie Griffin of Ohio State and matched by Tony Dorsett of Pittsburgh...Conference USA career leader with 6,026 rushing yards and 55 touchdowns on 969 attempts...**2005 (Sr.):** All-Conference USA first-team and conference Offensive Player of the Year selection for the third consecutive season...Started 10-of-11 games he played...Paced the Tigers with 1,964 rushing yards and 18 touchdowns on 310 carries...Posted 12 receptions for 78 yards and one touchdown...Led the nation with average of 178.5 rushing yards per game...Set the school and conference single-season mark for rushing yards...**2004 (Jr.):** Earned first-team All-America honors from *Pro Football Weekly*...Started all 12 games, including GMAC Bowl...Rushed for 1,948 yards and 22 touchdowns on 313 carries...Led nation and set single-season school record for rushing touchdowns...**2003 (So.):** All-Conference first-team and Offensive Player of the Year selection...Started 11-of-13 games he played...Rushed for 1,430 yards on 243 carries and 10 touchdowns...Led nation with 192.1 all-purpose yards per game...Missed the South Florida game and the New Orleans Bowl after injuring knee against Cincinnati...**2002 (Fr.):** Played in 10 games with three starts as a true freshman...Gained 1,155 all purpose yards...Led team with 684 yards and five touchdowns on 103 carries...Caught five passes for 51 yards and returned 18 kickoffs for 420 yards.

PERSONAL: Regarded as the top running back in the state of Arkansas in 2001...Rushed for a school single-season record 2,204 yards and 34 touchdowns as a senior at Wynne HS in Wynne, AR...Selected 2001 offensive player of the year by *Arkansas Democrat-Gazette* in 2001...Named all-state as a junior in 2000 after he rushed for 1,044 yards and 14 touchdowns...Lettered in track and ended high school career as owner of state 4A record in the 100 meters...Majored in marketing...Lives in Wynne, AR...Single...DeAngelo Williams.

Year	Team	GP	GS	Att	RUSHING				No	RECEIVING			
					Yds	Avg	Lg	TD		Yds	Avg	Lg	TD
2006	Carolina	13	2	121	501	4.1	31	1	33	313	9.5	41	1
Totals		13	2	121	501	4.1	31	1	33	313	9.5	41	1

Year	Team	No	KICKOFF RETURNS			
			Yds	Avg	Lg	TD
2006	Carolina	32	623	19.5	39	0
Totals		32	623	19.5	39	0

SINGLE-GAME CAREER HIGHS

RUSH ATTEMPTS	21	at Atlanta (12/24/06)
RUSHING YARDS	114	vs St. Louis (11/19/06)
LONG RUSH	31	two times, most recently vs. St. Louis (11/19/06)
RUSHING TDS	1	at Minnesota (9/17/06)
LONG TD RUSH	3	at Minnesota (9/17/06)
RECEPTIONS	7	at Philadelphia (12/4/06)
RECEIVING YARDS	101	at Philadelphia (12/4/06)
RECEIVING TDS	1	at Philadelphia (12/4/06)
LONG RECEPTION	41	at Philadelphia (12/4/06)
LONG TD RECEPTION	35	at Philadelphia (12/4/06)

WILLIAMS' 100-YARD RUSHING GAMES

Date	Opp	W/L	Rsh	Yds	Avg	Long	TD
11/19/06	ST. LOUIS	W	20	114	5.7	31	0

WILLIAMS GAME-BY-GAME STATISTICS

2006 CAROLINA

Date	Opp	W/L	P/S	Rsh	Yds	Avg	LG	TD	Rec	Yds	Avg	LG	TD
09/10	ATLANTA	L	P	0	0	0.0	0	0	1	8	8.0	8	0
09/17	@Minnesota	L	P	13	74	5.7	23	1	5	24	4.8	16	0
09/24	@Tampa Bay	W	P	4	-1	-0.2	3	0	0	0	0.0	0	0
10/01	NEW ORLEANS	W	P	8	62	7.8	31	0	1	9	9.0	9	0
10/08	CLEVELAND	W	P	1	4	4.0	4	0	0	0	0.0	0	0
10/15	@Baltimore	W		INACTIVE/RIGHT ANKLE									
10/22	@Cincinnati	L	P	INACTIVE/RIGHT ANKLE									
10/29	DALLAS	L	P	INACTIVE/RIGHT ANKLE									
11/13	TAMPA BAY	W	P	7	19	2.7	15	0	1	11	11.0	11	0
11/19	ST. LOUIS	W	P	20	114	5.7	31	0	2	24	12.0	18	0
11/26	@Washington	L	P	17	63	3.7	28	0	3	23	7.7	14	0
12/04	@ Philadelphia	L	P	17	74	4.4	20	0	7	101	14.4	41	1
12/10	NEW YORK GIANTS	L	S	2	1	0.5	3	0	4	45	11.3	22	0
12/17	PITTSBURGH	L	S	2	2	1.0	1	0	2	11	5.5	8	0
12/24	@Atlanta	W	S	21	82	3.9	10	0	1	5	5.0	5	0
12/31	@New Orleans	W	S	9	7	0.8	11	0	6	52	8.7	18	0
TOTALS			13/2	121	501	4.1	31	1	33	313	9.5	41	1



Stephen WILLIAMS

defensive tackle

98

6-2 • 306 • NW Missouri State
 Birthdate:.....9/21/81
 Hometown:.....Bolingbrook, IL
 High School:.....Bolingbrook
 NFL:.....2nd Season
 Panthers:.....1st Season
 How Acquired:.....FA '07



PRO CAREER

- Played in 11 games as an undrafted rookie free agent for Kansas City in 2006.
- Made NFL debut versus San Francisco (10/1/06) and corralled two tackles.

TRANSACTIONS: Signed as a free agent by Carolina (3/16/07)...Waived by Kansas City (2/21/07)...Signed as a free agent from practice squad by Kansas City (11/28/06)...Signed to practice squad by Kansas City (11/20/06)...Waived by Kansas City (11/16/06)...Signed as a free agent from practice squad by Kansas City (9/28/06)...Signed to practice squad by Kansas City (9/4/06)...Waived by Kansas City (9/2/06)...Signed as an undrafted rookie free agent by Kansas City (5/17/06).

GP/GS: Career (11/0) [0/0]; 2006 (11/0) [0/0].

2006: Split entire season between Kansas City's active roster and practice squad...Played in 11 games and was inactive for one contest in two stints on the active roster...Spent five weeks on the practice squad...Notched seven tackles and one fumble recovery...Originally signed as an undrafted rookie free agent by the Chiefs (5/17)...Began the season on the team's practice squad before being promoted to the active roster (9/28)...**POSTSEASON:** Inactive for AFC Wild Card at Indianapolis (1/6)...**Vs. San Francisco (10/1):** Played in first NFL contest...Collected two tackles...**At St. Louis (11/5):** Recovered a fumble by Rams quarterback Marc Bulger.

COLLEGE: Played final two seasons at Northwest Missouri State following one year at Northern Illinois and two at Indiana...**2005 (Sr.):** Appeared in five games for the Bearcats...Recorded 31 tackles, 1.5 sacks, one forced fumble and three fumble recoveries...**2004 (Jr.):** Transferred to Northwest Missouri State from Northern Illinois...First-team All-Mid-America Intercollegiate Athletics Association selection...Played in 12 games...Produced 52 tackles, one sack, one interception and two passes defended...**2002:** Transferred to Northern Illinois from Indiana...Did not play in any games for the Huskies...**2001 (So.):** Appeared in 11 games for the Hoosiers...Registered 17 tackles and one sack...**2000 (Fr.):** Played in 10 games...Posted 14 tackles.

PERSONAL: Attended Bolingbrook (IL) HS...All-state choice...Won state heavy-weight wrestling championship...Lives in Maryville, MO...Wife: Stephanie...Son: Stephen II...Full name: Stephen Cabot Williams.



PANTHERS TALE

Stephen would love to teach and coach football when his football career is finished. The level of football doesn't matter he just wants to teach the fundamentals of the game to kids. "I've always wanted to coach," Williams said. "Kids need good role models and it's a great way to give back to the community."

CAREER

Stephen Williams

STATISTICS

Year	Team	GP/GS	Tot	T	A	Sack	Yds	INT	Yds	Lg	TD	PD	FF	FR	Yds
2006	Kansas City	11/0	7	6	1	0.0	0	0	0	-	0	0	0	1	0
Totals		11/0	7	6	1	0.0	0	0	0	-	0	0	0	1	0

		POSTSEASON													
Year	Team	GP/GS	Tot	T	A	Sack	Yds	INT	Yds	Lg	TD	PD	FF	FR	Yds
2006	Kansas City	0/0	0	0	0	0.0	0	0	0	-	0	0	0	0	0
Totals		0/0	0	0	0	0.0	0	0	0	-	0	0	0	0	0

WILLIAMS GAME-BY-GAME STATISTICS

2006 KANSAS CITY

Date	Opp	W/L	P/S	T	S	A	SACK	QBP	FR	FF	PD	INT	YDS	LG	TD
09/10	Cincinnati	L					Practice Squad								
09/17	@ Denver	L					Practice Squad								
10/01	San Francisco	W	P	2	1	1	0	0	0	0	0	0	0	0	0
10/08	@ Arizona	W	P	0	0	0	0	0	0	0	0	0	0	0	0
10/15	@ Pittsburgh	L	P	1	0	1	0	0	0	0	0	0	0	0	0
10/22	San Diego	W	P	0	0	0	0	0	0	0	0	0	0	0	0
10/29	Seattle	W	P	2	0	2	0	0	0	0	0	0	0	0	0
11/05	@ St. Louis	W	P	0	0	0	0	0	1	0	0	0	0	0	0
11/12	@ Miami	L	P	0	0	0	0	0	0	0	0	0	0	0	0
11/19	Oakland	W					Practice Squad								
11/23	Denver	W					Practice Squad								
12/03	@ Cleveland	L	P	1	0	1	0	0	0	0	0	0	0	0	0
12/10	Baltimore	L	P	0	0	0	0	0	0	0	0	0	0	0	0
12/17	@ San Diego	L	P	0	0	0	0	0	0	0	0	0	0	0	0
12/23	@ Oakland	W	P	1	0	1	0	0	0	0	0	0	0	0	0
12/31	Jacksonville	W					Inactive								
TOTALS			11/0	7	6	1	0	0	1	0	0	0	0	0	0

POSTSEASON

01/06	@ Indianapolis	L					Inactive								
TOTALS			0/0	0	0	0	0	0	0	0	0	0	0	0	0

S. WILLIAMS



in the community

The Junior Training Camp travels to more than 30 communities in North and South Carolina each year reaching over 10,000 children with 80 events. The free, non-contact grassroots program teaches football position skills and encourages children to lead active and fit lifestyles.



Kevin **YOUNGBLOOD** 19

wide receiver

6-5 • 215 • Clemson
Birthdate:11/22/80
Hometown:Jacksonville, FL
High School:Raines
NFL:1st Season
Panthers:1st Season
How Acquired:FA '07



PRO CAREER

- Played in first NFL contest for Atlanta at Carolina (9/10/06).
- Spent time on the Tampa Bay Buccaneers practice squad in 2004 and Atlanta Falcons practice squad in 2005 and 2006.

TRANSACTIONS: Signed as a free agent by Carolina (3/1/07)...Signed to practice squad by Atlanta (9/22/06)...Waived by Atlanta (9/20/06)...Signed to practice squad by Atlanta (12/6/05)...Terminated from practice squad by Atlanta (9/13/05)...Signed to practice squad by Atlanta (9/5/05)...Waived by Tampa Bay (8/30/05)...Signed to practice squad by Tampa Bay (12/1/04)...Terminated from practice squad by Tampa Bay (10/19/04)...Signed to practice squad by Tampa Bay (10/13/04)...Waived/failed physical by Atlanta (6/1/04)...Signed as an undrafted rookie free agent by Atlanta (4/30/04).

GP/GS: Career (1/0); 2006 (1/0).

2006: Spent entire season with Atlanta...Played in one game, was inactive for one contest and spent 14 others on the practice squad...Made the Falcons opening day roster after leading the team with 11 catches for 125 yards and one touchdown during the preseason...Appeared in first NFL contest at Carolina (9/10) and was inactive versus Tampa Bay (9/17) before being waived (9/20)...Subsequently signed to Atlanta's practice squad (9/22), where he spent the remainder of the season.

2005: Attended training camp with Tampa Bay...Waived during the preseason by the Buccaneers (8/30)...Signed to the practice squad by Atlanta (9/5) prior to being terminated (9/13) and re-signed to the unit (12/6), where he remained for the rest of the season.

2004: Originally signed as an undrafted rookie free agent by Atlanta (4/30) before being waived by the Falcons (6/1)...Had two stints on Tampa Bay's practice squad...Initially signed to the Buccaneers practice squad (10/13) prior to being terminated from the unit (10/19)...Re-signed to the practice squad by Tampa Bay (12/1), where he spent the remainder of the season.

COLLEGE: Finished career at Clemson with 142 receptions for 1,713 yards and six touchdowns...**2003 (Sr.):** Honorable mention All-ACC selection...Recorded 70 catches for 897 yards and two touchdowns...**2002 (Jr.):** Produced 59 receptions for 591 yards and two touchdowns...**2001 (So.):** Missed the entire season with a broken leg...**2000 (Fr.):** Named the



PANTHERS TALE

Kevin attended Raines High School in Jacksonville, Florida and played football with cornerback Lito Shephard of the Philadelphia Eagles and Jabar Gaffney of the New England Patriots. The trio led Raines to a state championship.

YOUNGBLOOD

Tigers Rookie of the Year...Caught 13 passes for 225 yards and two touchdowns...1999: Redshirted as a true freshman.

PERSONAL: Attended Raines HS in Jacksonville, FL...Lettered in football and track...Posted 18 catches and scored seven touchdowns as a senior...Won the state championship in the long jump with a leap of 23'-6" and anchored the state champion 4x400 relay team as a junior...Majored in human resource development at Clemson... Kevin G. Youngblood.



in the community

A seasonal television series which gives youth football players and cheerleaders the thrill of playing in a televised game complete with play-by-play commentary, instant replay and sideline reports. Time Warner Cable, Pop Warner and Mecklenburg County Park & Recreation are team partners for this benchmark series.



Jon **BEASON** linebacker

52

6-0 • 237 • Miami

Birthdate:	1/14/85
Hometown:	Miramar, FL
High School:	Chaminade-Madonna
NFL:	Rookie Season
Panthers:	Rookie Season
How Acquired:	D1 '07



HOW ACQUIRED: Selected by Carolina in the first round (25th overall) of the 2007 NFL Draft (4/28/07).

COLLEGE CAREER:

- Began his career at Miami as a fullback, but shifted to linebacker as a redshirt freshman...He appeared in two games, gaining three yards on one rushing attempt before a shoulder injury sidelined him for the season.
- Joined track team in 2006 and competed on the indoor squad during the spring, finishing 18th at the ACC Indoor Track and Field Championships with a season best mark of 6.50 meters in the long jump.
- Played in 38 games with 22 starts at Miami...Collected 187 tackles, 3.5 sacks, one forced fumble, one fumble recovery, one interception and three passes defended.

2006 (Jr.): Played in all 12 games with nine starts at weakside linebacker...Team's leading tackler with 92 total stops...Recorded 10 tackles for loss, 11 QB pressures, 2.5 sacks, one fumble recovery, one pass defended and one interception...Tied for third on the team with six special teams tackles...Notched a career-high 17 tackles at Virginia...Pulled in an interception versus North Carolina...Missed game at Duke due to a sore knee...Voted by his teammates as a team captain for the season...**2005 (So.):** Appeared in all 12 games with 10 starts at weakside linebacker...Ranked fifth on the team with 64 tackles, including six tackles for loss, one pass defended and four QB pressures...Registered 11 tackles on special teams...**2004 (Fr.):** Played in all 12 games, taking over as the starting strongside linebacker for the final month of the regular season...Totaled 29 tackles, four tackles for loss, one sack and one defended...**2003:** Played two games at fullback before suffering a season-ending shoulder injury...Carried one time for three yards...Received a medical redshirt after the season.

PERSONAL: Attended Chaminade-Madonna HS in Miramar, FL...Played linebacker, strong safety and fullback helping lead his team to the finals of the state playoffs in 2002...As a senior, rushed for 811 yards and 12 touchdowns at fullback, and made 75 tackles and had five pass interceptions on defense...Set five school records in track and field, including finishing fourth in the state in long jump his junior year...Also lettered in basketball...Majored in sports administration... Lives in Miramar, FL...Jonathan Beason.



Dwayne **JARRETT**

wide receiver

80

6-4 • 219 • Southern California

Birthdate:.....9/11/86
 Hometown:.....New Brunswick, NJ
 High School:.....New Brunswick
 NFL:.....Rookie Season
 Panthers:.....Rookie Season
 How Acquired:.....D2a 07



HOW ACQUIRED: Selected by Carolina in the second round (45th overall) of the 2007 NFL Draft (4/28/07).

COLLEGE CAREER:

- Played in 38 games with 31 starts at Southern California...Set the school career-record with 216 receptions for 3,138 yards...Established the Pac-10 Conference all-time mark with 41 touchdown catches...Joined Johnnie Morton (3,201) and Kareem Kelly (3,104) as the only players in school history to gain more than 3,000 career receiving yards....Compiled 13 100-yard receiving performances and two 200-yard receiving efforts...Caught at least one pass in every game that he played in for the Trojans.
- Posted over 100-yards receiving in 13 games, including 200-yard performances in two contests...216 career receptions broke the former record of 207 receptions set by current teammate Keary Colbert.
- Registered 1,015 receiving yards in 2006 and 1,274 yards in 2005, joining Keary Colbert, Keyshawn Johnson and Mike Williams as the only players in school history to gain over 1,000 yards receiving twice in a career.

2006 (Jr.): Earned All-American first-team honors from the Associated Press, Sports Illustrated and the Walter Camp Foundation, becoming the first receiver in school history to earn first-team national recognition twice in a career...Garnered first-team All-Pac 10 Conference recognition for the second-straight year...Played in 13 games with 12 starts, including Rose Bowl...Did not play against Washington State after suffering a separated shoulder against Arizona...Led the Pac-10 with an average of 5.83 receptions per game...Posted four 100-yard receiving games...Hauled in 70 passes for 1,015 yards and 12 touchdowns...Attempted one pass that was intercepted...Rushed once for minus three yards...Caught a career-high 11 passes for 205 yards with 2 TDs against Michigan to earn Rose Bowl Offensive MVP honors...**2005**

(So.): Earned All-American honors from the Associated Press, The NFL Draft Report, American Football Coaches Association and the Football Writers Association, joining Mike Williams (2003) as the only sophomore receivers to earn national honors in school annals...Played 13 games with 12 starts...Led the team with a career-high 91 receptions for 1,274 yards and tied Mike Williams' season-record (2003) with sixteen touchdowns...Rushed twice for four...Completed one-of-three passes for 11 yards...**2004 (Fr.):** Freshman All-American selection by the Football Writers Association...Played in 13 games with eight starts...Ranked first on the team with 55 receptions for 849 yards and 13 touchdowns...13 touchdown catches rank second on the school's season-record chart for freshman behind Mike Williams' 14 in 2002.

PERSONAL: Attended New Brunswick (NJ) HS...Played wide receiver and defensive back...Also lettered in basketball...Majored in sociology...Lives in New Brunswick, N.J....Dwayne Jarrett.



Ryan **KALIL** center

65

6-2 • 291 • Southern California
 Birthdate:.....3/29/85
 Hometown:.....Corona, CA
 High School:.....Servite
 NFL:.....Rookie Season
 Panthers:.....Rookie Season
 How Acquired:.....D2b '07



HOW ACQUIRED: Selected by Carolina in the second round (83rd overall) of the 2007 NFL Draft (4/28/07).

COLLEGE CAREER:

- Three-year starter at center...Allowed on four quarterback sacks as team compiled a 36-3 record...Did not allow a sack during his last two seasons as a starter.
- Unanimous All-PAC 10 Conference first-team selection and winner of the Morris Trophy, given to the league's top offensive lineman, voted by the league's defensive lineman.
- Named USC's most Inspirational Player and was a co-recipient of the team's Offensive Lineman of the Year award.

2006 (Sr.): All-American first-team selection by The NFL Draft Pro Football Weekly, earning second-team honors from the Associated Press, Walter Camp and The Sporting News...Added unanimous All-Pac 10 Conference first-team honors and won the Morris Trophy, given to the league's top offensive lineman, as voted by the Pac-10's defensive linemen...Finalist for the Rimington Trophy, awarded to the nation's top center...Named USC's Most Inspirational Player and was a co-recipient of the team's Offensive Lineman of the Year Award...Started every game at center ...Did not allow a quarterback sack or pressure...Helped Trojans average 263.8 yards passing and 391.8 yards in total offense per game...**2005 (Jr.):** Sports Illustrated and College Football News All-American second-team selection...All-Pac 10 Conference first-team choice and recipient of the team's Bob Chandler Award...Started all 13 games at center...Anchored offense that generated 7,537 yards, an average of 579.8 yards per game...Allowed only one quarterback sack...**2004 (So.):** Won the team's Courage Award...Started all 13 games...Contributed to offense that averaged 449.1 yards per game...Part of offensive line that allowed 25 quarterback sacks...**2003 (Fr.):** Saw reserve action in six games at center.

PERSONAL: Attended Servite HS in Corona, CA...Father, Frank played center at Arkansas and Arizona before being drafted by the Buffalo Bills in 1982 and playing for the USFL's Arizona Wranglers in 1983 and Houston Gamblers in 1984...Majored in sociology...Lives in Corona, CA...Wife: Natalie...Ryan Joseph Kalil.



Charles JOHNSON

defensive end

95

6-2 • 270 • Georgia

Birthdate:	7/10/86
Hometown:	Hawkinsville, GA
High School:	Hawkinsville
NFL:	Rookie Season
Panthers:	Rookie Season
How Acquired:	D3 '07



HOW ACQUIRED: Selected by Carolina in the third round (83rd overall) of the 2007 NFL Draft (4/28/07).

COLLEGE CAREER:

- Played in 35 games with 13 starts at Georgia...Recorded 73 tackles, six forced fumbles, three fumble recoveries and 12 passes defended...Scored one touchdown on a fumble return...Led the Bulldogs with 10 passes defended in 2006, becoming the first defensive lineman in school history to lead the team in passes defended.
- Led the Southeastern Conference with 19 tackles for loss and ranked third with 9.5 sacks as a senior in 2006.
- Tied Will Thompson for 10th place on Georgia's career sack list with 14.5 sacks.

2006 (Jr.): All-American third-team and All-Southeastern Conference first-team selection by The NFL Draft Report, adding second-team All-SEC honors from the Associated Press...Named SEC Defensive Player of the Week versus South Carolina and SEC Defensive Lineman of the Week versus Mississippi...Chosen the team's Best All-Around Defensive Player...Started at strong-side defensive end...Posted 44 tackles...Led the team with 9.5 sacks...Finished second on the squad with 30 quarterback pressures...Recovered one fumble and caused four others...Recorded 4 tackles, two sacks and forced a fumble in Chick-fil-A Bowl win over Virginia Tech...Led the Division 1-A down linemen and became the first Bulldogs down lineman to lead the team with ten pass deflections...Also registered one safety...**2005 (So.):** Named the team's Most Improved Defensive Lineman following spring drills...Played in all 13 games as a reserve defensive end...Recorded 23 tackles and ranked third on the team with four sacks...Ranked second on the team with 28 quarterback pressures...Added two passes defended, one forced fumble and two fumble recoveries...Scored first career TD after fumble recovery against Louisiana-Monroe...**2004 (Fr.):** Played in nine games...Posted six tackles, one sack, four pressures and one forced fumble.

PERSONAL: Attended Hawkinsville (GA) HS...Amassed 16 quarterback sacks as a senior...Also played basketball...Majored in child and family development...Lives in Hawkinsville, GA...Charles Johnson.



Ryne ROBINSON

wide receiver

10

5-9 • 179 • Miami (OH)
Birthdate: 11/4/84
Hometown: Toledo, OH
High School: Central Catholic
NFL: Rookie Season
Panthers: Rookie Season
How Acquired: D4 '07



HOW ACQUIRED: Selected by Carolina in the fourth round (118th overall) of the 2007 NFL Draft (4/29/07).

COLLEGE CAREER:

- Holds the school career-records with 258 receptions and 3,697 receiving yards, topping the old marks of 208 catches for 3,131 yards by Martin Nance (2002-05).
- Gained 5,656 all-purpose yards during career, ranking third in Miami University history behind Travis Prentice (6,118 yards, 1996-99) and George Swarn (5,727, 1983-86).
- 1,677 punt return yards are the second-best career total in NCAA history, surpassed only by Wes Welker of Texas Tech (1,761 yards, 2000-03)...Seven punt returns for touchdowns topped only by Welker (eight scores) and Antonio Perkins of Oklahoma (eight) in NCAA Division 1-A.

2006 (Sr.): All-Mid American Conference first-team choice...Started every game at split end...Set a school season-record with 91 catches for 1,178 yards and eight touchdowns...Became the first player in school history to gain more than 1,000 yards receiving twice in a career...Carried three times for 11 yards and completed two-of-three passes for 69 yards...Returned 18 punts for 175 yards and one touchdown...Only player in MAC annals to have at least one punt return for a touchdown in four-straight seasons and only the second in NCAA Division 1-A annals to accomplish that feat...Piled up 1,364 all-purpose yards and scored 54 points...Served as team co-captain...Gained more than 100 yards receiving in four contests and had six games with at least 100 all-purpose yards....**2005 (Jr.):** Started every game...Finished second on the team with 75 receptions for 1,119 yards and eight touchdowns...Gained 108 yards on 13 carries...Returned 26 punts for 301 yards and one touchdown...Gained 1,528 all-purpose yards...**2004 (So.):** Appeared in 13 games with six starts...Led the team with 64 receptions for 932 yards and four touchdowns...Gained more than 100 yards receiving in four games and had eight contests with at least 100 all-purpose yards...Rushed for minus nine yards on six carries...Completed one-of-two passes for 31 yards and one touchdown...Returned 39 punts for 547 yards and two touchdowns...His 547 yards rank third on the school's season-record list...**2003 (Fr.):** Saw extensive action in all 14 games...Earning Mid-American Conference Special Teams Player of the Week honors versus Buffalo, Bowling Green and Ohio University...Registered 28 receptions for 468 yards and two touchdowns...Ranked second in the nation and led the MAC with a 17.2-yard average on 38 punt returns for 654 yards and three touchdowns...Three punt returns for touchdowns set school and MAC season-records.

PERSONAL: Attended Central Catholic HS in Toledo, OH...Played wide receiver and defensive back...Posted 62 catches for 1,035 yards and 16 touchdowns, averaged 25.3 yards per punt return and notched five interceptions as a senior...Also lettered in baseball...Majored in sports studies...Lives in Toledo, OH...Ryne Robinson.



Dante ROSARIO

tight end

88

6-4 • 250 • Oregon
 Birthdate:.....10/25/84
 Hometown:.....Dayton, OR
 High School:.....Dayton
 NFL:.....Rookie Season
 Panthers:.....Rookie Season
 How Acquired:.....D5a '07



HOW ACQUIRED: Selected by Carolina in the fifth round (155th overall) of the 2007 NFL Draft (4/29/07).

COLLEGE CAREER:

- In 49 games at Oregon, Rosario started 27 times, playing four different positions. He caught 94 passes for 1,003 yards (10.7 avg.) and 11 touchdowns. He gained 84 yards on 27 carries (3.1 avg.) with a pair of scores. He gained 13 yards on a kickoff return, recovered a fumble, caused two others and recorded 20 tackles (12 solos).
- Ranked third on team with 42 receptions as a senior establishing school's single-season record for most catches by a tight end.
- PAC-10 honorable mention selection and co-recipient of team's Gordon Wilson Award as Oregon's top special teams player.

2006 (Sr.): Started all 13 games and registered 42 receptions for 426 yards and one touchdown...Established a new school record for tight ends, breaking the old mark of 41 receptions by George Wrihster (Jacksonville Jaguars) in 2002...Played a key role on every special teams unit with the exception of punt return and field goal block, recording 10 tackles with a forced fumble during his final year...**2005 (Jr.):** Played in all 12 contests notching 15 receptions for 168 yards and two touchdowns...Recorded 11 tackles, one fumble recovery and a forced fumble on special teams...**2004 (So.):** Started 11 games while making the transition to fullback, catching 25 passes for 278 yards (11.1 avg.) and six touchdowns...Totaled 29 yards with a score on 10 carries...**2003 (Fr.):** Appeared in all 13 games with three starts...Posted 12 receptions for 131 yards and two touchdowns...Rushed 17 times for 55 yards and one touchdown, the most carries by an Oregon fullback in seven seasons.

PERSONAL: Attended Dayton High School in Dayton, OR...Named the 2002 Oregon 2A State Defensive Player of the Year as a senior...Earned first-team all-state honors on offense and defense in 2002 while leading the Pirates to the state title...Posted 144 tackles and three sacks as a free safety/middle linebacker to go along with 1,238 yards rushing in 2002...Scored 27 offensive touchdowns in addition to returning three of five interceptions into the end zone and two punts for scores... Also excelled in basketball for the school's two-time defending state champions....Majored in political science...Dante Santiago Rosario.



Tim SHAW

linebacker

49

6-1 • 236 • Penn State
Birthdate:.....3/27/84
Hometown:.....Livonia, MI
High School:.....Clarenceville
NFL:.....Rookie Season
Panthers:.....Rookie Season
How Acquired:.....D5b '07



HOW ACQUIRED: Selected by Carolina in the fifth round (164th overall) of the 2007 NFL Draft (4/29/07).

COLLEGE CAREER:

- Played in 46 games with 32 starts for Penn State...Recorded 177 tackles, 12 sacks three forced fumbles, one fumble recovery, one interception and 12 passes defended...Notched 11 special teams tackles...Rushed 14 times for 59 yards and made one catch for 19 yards.
- Only player in school history to receive both the Frank Patrick Memorial "Total Commitment" Award and the Jim O'Hora Award, presented to the most improved defensive player.
- Entering the season, the coaching staff was faced with the loss of starting defensive ends Tamba Hali and Matthew Rice and a desire to get promising sophomore Sean Lee on the field. So, they turned to Shaw and he made the transition from middle linebacker to left defensive end as a senior.

2006 (Sr.): Started all 13 games...Moved to his fourth different position during his Nittany Lions career, taking over left defensive end duties...Registered 44 tackles...Ranked second on the team with a career-high seven sacks...Recovered one fumble and had seven passes defended...Academic All-America First Team...**2005 (Jr.):** Academic All-Big Ten Conference selection...Part of defense that led the conference in pass efficiency defense (106.6 rating) and ranked second in scoring (17.0 points per game), total defense (304.7 yards per game), rushing defense (93.0 yards per game) and sacks (41)...Started every game, lining up at right outside linebacker for the first five contests before shifting to middle linebacker for the final seven games...Produced a career-high 76 tackles, 4.5 sacks, two forced fumbles and two passes defended...Added three special teams tackles...**2004 (So.):** Recipient of the Jim O'Hora Award, given to the team's Most Improved Defensive Player...Played in nine games with seven starts at middle linebacker...Totaled 51 tackles, one sack, one forced fumble, one interception and four passes defended...Contributed two special teams tackles...**2003 (Fr.):** Redshirted...Moved to linebacker from tailback and did not play...**2002:** Played on special teams and offense as a reserve tailback in 12 games...Gained 59 yards rushing on 14 carries...Posted one reception for 19 yards...Accounted for three special teams tackles.

PERSONAL: Attended Clarenceville HS in Livonia, MI...Played running back and linebacker...Set Michigan records amassing 134 career touchdowns, 51 his senior season, and gaining 7,800 career yards...Also lettered in basketball and track...Won the state title in the 100-meter dash during his senior year...Graduated with a degree in management from Penn State...Lives in Livonia, MI...Timothy Bruce Shaw.



C.J. WILSON

safety

27

6-1 • 195 • Baylor
Birthdate:.....4/2/85
Hometown:.....Terrell, TX
High School:.....Terrell
NFL:.....Rookie Season
Panthers:.....Rookie Season
How Acquired:.....D7 '07



HOW ACQUIRED: Selected by Carolina in the seventh round (226th overall) of the 2007 NFL Draft (4/29/07).

COLLEGE CAREER:

- Posted 25 starts in 46 games at Baylor...Registered 139 tackles, one quarterback pressure and one tackle for a 4-yard loss...Forced and recovered two fumbles...Notched 14 passes defended while picking off nine others for 152 yards in returns, including one touchdown.
- Named All-Big 12 Conference second-team as a senior in 2006...Ranked fourth on the team with 59 tackles while lining up at right cornerback...Recorded one fumble, six passes defended and four interceptions, returning one for a score.

2006 (Sr.): Started every game for the Bears as a senior en route to second-team All-Big 12 honors from The Associated Press and honorable mention from the league's coaches...Selected to play in the Dell East-West Shrine Game...Ranked fourth on the team with 59 tackles while lining up at right cornerback...Forced one fumble, six passes defended and tallied four interceptions, returning one for a score...**2005 (Jr.):** First-team All-Big 12 Conference choice...One of six Baylor defenders to start every game in 2005...Finished seventh on the squad in tackles with 45 stops, one tackle for loss and a fumble recovery...Recorded a team-high five interceptions and his five passes defended ranked third on team...Shared Big 12 lead and tied for ninth nationally with five interceptions on the season...Tied for seventh in Big 12 in passes defended...Helped the Baylor defense rank No. 3 in the Big 12 and No. 13 nationally in pass efficiency defense with a 106.2 rating...Five picks were the most by a Baylor defender since Derrick Cash had a like number in 2001...Registered six (five interceptions and one fumble recovery) of Baylor's 29 turnovers on the year...Had a career-long 38-yard interception return at Oklahoma, the longest for a Bear since Cash's 60-yarder vs. Samford in 2002...**2004 (So.):** Played in all 11 games with two starts...Notched 22 tackles to rank 11th on the squad...Corralled one fumble recovery, one forced fumble and one quarterback hurry...**2003 (Fr.):** Appeared in all 12 games for the Bears as a true freshman...Tallied 13 tackles, including 10 in the last four games of the season.

PERSONAL: Attended Terrell High School...Was named District 16-4A Defensive Player of the Year, helping the Tigers to a runner-up district finish and a 9-2 record...Recorded 37 tackles, six interceptions and seven pass break-ups in 2002 as a first-team all-district selection...Caught nine passes for 102 yards and a touchdown...Chosen to the Texas Super Team honor squad by Texas Football and was a Texas Top 300 selection by the same publication. He did not play football as a junior, focusing on basketball and track earlier in his prep career...Was a two-time all-district honoree in basketball and district champion and regional qualifier in the high jump as a senior...Majored in history...Lives in Terrell, Texas...Gerald Dwayne (C.J.) Wilson.



Dalton BELL

Quarterback West Texas A&M 6-3 210 3/9/83

Rewrote the West Texas A&M football record books during the last two seasons by guiding WTAMU to back-to-back Lone Star Conference Championships and a 20-4 record as the team's starting quarterback while throwing for 7,779 yards and 62 touchdowns...**2006 (Sr.):** Played in all 13 games with 10 starts...Completed 386 passes for 3,998 yards and 32 touchdowns...Rushed 58 times for 120 yards and five touchdowns...**2005 (Jr.):** Started all 11 games and threw for 3,799 yards and 30 touchdowns...Passed for over four hundred yards in four contests...**2004 (So.):** Played in all 10 games as holder...Finished the season completing 1-of-5 passes with one interception...Ran for a 54-yard touchdown at TAMU-Kingsville...**2003 (Fr.):** Appeared in six games...Completed 1-of-2 passes for 36 yards and one touchdown...**2002:** Redshirted as a true freshman...Earned honorable mention all-district honors at Canyon HS in Canyon, TX...Majored in business marketing... Wife: Abbie...Son: Boston...Dalton Jay Bell.

3



Nathan BENNETT

Guard Clemson 6-4 310 1/19/84

Third-team Associated Press All-America selection...First-team All-ACC selection...Did not allow a sack in 2006...Played in 47 career games with 38 starts...**2006 (Sr.):** Started all 13 contests...Did not allow a sack all season...Helped offense rank fifth in the nation in rushing yards...Named ACC Offensive Lineman of the Week versus Georgia Tech...**2005 (Jr.):** Started eight of the 12 games at offensive guard, including the win over Colorado in the Champs Sports Bowl when he played 48 snaps...Helped running back James Davis finish first among freshmen in the ACC in rushing yards per game...seventh overall in all-purpose running with 93.7 yards per game and tied for fourth in the ACC in rushing touchdowns with nine...**2004 (So.):** Appeared in 11 games with 10 starts...Helped running back Reggie Merriweather gain 508 yards over the last six games of the season, an 85-yard average...**2002 (Fr.):** Started each of the first six games at right guard...Started just one of the last seven...Efforts contributed to offense producing over 400 yards of total offense versus Florida State...Played at least 22 snaps in every game and at least 47 in each of the first six games...**2001:** Redshirted...All-region selection as a senior at Paulding County HS in Dallas, GA...Majored in sports management...Single...Nathan Bennett.

61



97

Rondell **BIGGS**

Defensive End Michigan 6-2 269 8/5/84

Four-year letterman...Played in 41 career games with 18 starts at defensive end...Collected 34 career tackles, seven sacks, two passes defended and one fumble recovery...**2006 (Sr.):** Co-recipient of Michigan's Outstanding Defensive Contributor Award...Started all 13 games at defensive end...Ranked second on the team with six sacks...Set career highs in stops (16), tackles for loss (eight) and sacks (six)...Contributed one pass defense...**2005 (Jr.):** Started four games and played in eight contests at defensive end...Tallied eight stops, two tackles for loss, one sack, one pass breakup and one fumble recovery...**2004 (So.):** Played in 11 games and made one start...Registered seven tackles...**2003 (Fr.):** Saw action in nine games, contributing three tackles and one forced fumble...**2002:** Redshirted as a true freshman...All-State and all-conference selection at Southfield Lathrup HS in Southfield, MI...General studies major...Single...Rondell Rashaad Biggs.



64

Brent **CURVEY**

Defensive Tackle Iowa State 6-0 295 3/15/85

Finished his career with 222 tackles and 16 sacks...Earned first-team all-Big 12 honors in 2005...**2006 (Sr.):** Started all 12 games...Notched 46 tackles and eight sacks, one forced fumble and one quarterback hurry...**2005 (Jr.):** Ranked fifth on the team with 61 tackles...Finished second on the team with seven sacks...Earned SBC Big 12 Defensive Player of the Week honors after making a one-handed interception, and then rumbled 66 yards for the game-clinching touchdown against Colorado...**2004 (So.):** Recorded 52 tackles, including five for loss, and 1.5 sacks en route to earning honorable mention all-Big 12 honors...Returned two fumbles for a combined 95 yards and two TDs in consecutive games against Baylor and Kansas...Tallied three tackles, including one for loss, against Miami in the Independence Bowl...**2003 (Fr.):** Played in 11 games, starting six at defensive tackle...Registered first career start against Oklahoma after an injury to Jordan Carstens...Started last five games of season...Posted 11 stops against Oklahoma...Team captain and all-district selection at Westfield HS in Houston, TX...Majored in finance...Single...Brent Akeef Curvey.



39

Jessie **DANIELS**

Safety Louisiana State 5-11 216 1/8/84

Played in 49 games, with 35 starts...Finished career with 183 tackles, four interceptions and three sacks...Selected to play in the East-West Shrine Game in Houston...**2006 (Sr.):** Played in 12 games with 11 starts at strong safety for the Tigers...Missed the Alabama contest with a hamstring injury...Recorded 47 tackles, one sack, two passes defended, a quarterback hurry and a forced fumble...**2005 (Jr.):** Started 11 games...Missed the Appalachian State game with a shoulder injury and was then forced to sit out the SEC Championship game against Georgia with an ankle injury...Recorded 39 tackles, including 4.5 tackles for loss, 2 sacks and one interception...**2004 (So.):** Starter at strong safety in all 12 games...Ranked third on team with 64 tackles and 3 interceptions...**2003 (Fr.):** Saw action in all 14 games with one start for the Tigers...Key member of LSU special teams coverage units...Registered 33 tackles, 9 quarterback hurries and 5 passes defended...Recorded 62 tackles and 5 interceptions in just eight games at free safety earning first-team all-state honors for a third-straight year as a senior at Breaux Bridge HS in Louisiana...Majored in general Studies...Single...Jessie Daniels.



Jahkeem GILMORE

Wide Receiver Indiana 6-0 211 8/25/83

Appeared in 33 games with 24 starts for the Hoosiers collecting 81 catches for 1,110 yards and five touchdowns...**2006 (Sr.):** Started all 12 games and registered 28 catches for 419 yards...Led the Hoosiers with 54 receiving yards at Ohio State...**2005 (Jr.):** Notched 30 receptions for 383 yards and three touchdowns... Caught five passes for a career-high 107 yards against Nicholls State and matched his career high in receptions with seven for 64 yards at Michigan State...**2004 (So.):** Appeared in 10 games with two starts...Finished second on team with 23 catches and 308 yards receiving...Tied for second on team with a pair of touchdown catches and was fifth on the squad with 316 yards of total offense...**2003 (Fr.):** Played a total of 10 snaps at defensive back...**2002:** Redshirted...Posted 47 receptions for 1,080 yards and nine touchdowns as a senior at Poly Prep HS in Brooklyn, NY...General Studies major...Single...Jahkeem Gilmore

15

2007 ROOKIES & FREE AGENTS




Eric GRAHAM

Tackle East Carolina 6-6 325 4/20/84

Invited to play in the 2007 Hula Bowl and the Texas versus the Nation All-Star game...**2006 (Sr.):** Team captain...Conference USA second-team all-conference...Started 33 consecutive games dating back to 2004, before missing the season finale against N.C. State...Provided protection for quarterback James Pinkney throw for 2,783 and 12 touchdowns...**2005 (Jr.):** Started and played in all 11 games...Opened 10 contests at left tackle and one at left guard...Recipient of unit's Effort Award (offense)...**2004 (So.):** Started 11 contests...Played seven contests at left tackle while starting four tilts at right tackle...**2003 (Fr.):** Played in six games as reserve tackle...**2002:** Redshirted...Earned selection to the all-area team by the *Jacksonville Daily News* as a senior at Richlands High School in Richland, N.C...An All-East Central 2-A Conference choice...Played key role in helping Wildcats to an 11-2 record, conference championship and state playoff appearance during senior campaign as team captain...Single...Family and Community services major...Eric Lee Graham.

78



Billy LATSKO

Fullback Florida 5-10 233 2/16/84

Moved to fullback during 2003 spring practices and switched to linebacker in spring of 2005...Saw action in a total of 51 games and made 16 starts...**2006 (Sr.):** Appeared in all 14 games...Started 10 games and had four catches for 38 yards...Had two receptions for 17 yards in the national title matchup with Ohio State...**2005 (Jr.):** Drew first start of the season at South Carolina and had two receptions for 31 yards...Caught an 11-yard touchdown pass in the third quarter from Chris Leak...**2004 (So.):** Saw action on all special teams units...Saw action in all 12 games, with three starts...11 receptions for 76 yards were the most by a UF fullback since Kevin Randolph in 1992...**2003 (Fr.):** Played in all 13 games, seeing time as the primary fullback and on special teams...**2002:** Redshirted...All-area and all-state selection as a senior at Buchholz HS in Gainesville, FL...Competed in baseball and weightlifting...Majored in building construction...Single...Billy Latsko.

42



Julius McCLELLAN

Wide Receiver NC-Central 6-3 238 4/18/83

Amassed 41 receptions, 690 yards and 11 touchdowns during his two-year career...**2006 (Sr.):** Earned All-CIAA (Central Intercollegiate Athletic Association) second team honors after catching 24 passes for 371 yards and five touchdowns, while also rushing six times for 37 yards, and returning five kickoffs for 111 yards...**2005 (Jr.):** Caught 17 passes for 319 yards and six touchdowns and returned six kickoffs for 145 yards...Transferred to NCCU from Coahoma Community College in Clarksdale, Mississippi...Posted 2,300 yards and 30 touchdowns in two seasons with the Tigers...Averaged 8.7 points and 4.1 rebounds per game as a forward/center for the 2005-06 NCCU basketball team...As a senior in football at Kathleen HS in Lakeland, FL, he caught 13 passes for 205 yards and three touchdowns...In basketball, he was a member of the 2001 state championship team as a junior...Majored in criminal justice...Single...Julius Lawrence McClellan.

2



Mickey PIMENTEL

Linebacker California 6-2 238 3/29/85

Appeared in 25 games with nine starts in two seasons at California...Transferred to Cal from Pima Community College...**2006 (Sr.):** Appeared in all 13 games with nine starts...Ranked third on the team with 64 tackles, including 28 solo...Notched 4.5 sacks and five passes defended and one interception returned for a touchdown...**2005 (Jr.):** Posted 34 tackles, including 8.5 tackles behind the line of scrimmage to rank fourth on team...Named the Pac-10 defensive player of the week for his efforts against Stanford...Recorded 3.5 sacks, one fumble recovery and two interceptions...Named a SuperPrep Junior College All-American and the National Junior College Athletic Association Region I Defensive Player of the Year at Pima...Accumulated 10.5 sacks and two interceptions...Attended Marian Catholic HS, in San Diego...Majored in social welfare...Single...Mickey Pimentel.

47



Rueben RILEY

Tackle Michigan 6-4 305 9/20/84

Three-year letterman...Appeared in 37 career games, making 27 starts... Played all five positions along offensive line...**2006 (Sr.):** Jon Falk Award winner as the U-M player that demonstrates devotion and loyalty to the team...Started 12 games at right tackle...**2005 (Jr.):** Played in all 12 games and made eight starts along the offensive line (seven at right tackle and one at left guard)...**2004 (So.):** Played in nine games and made seven starts at left guard...**2003 (Fr.):** Played in four regular season games... Made career debut as backup right tackle vs. Central Michigan...**2002:** Redshirted...Four-year varsity player at guard and tackle on offense and tackle on defense at Creston HS in Grand Rapids, MI...Lettered in basketball and track...Majored in general studies...Rueben Joseph Riley, Jr.

72

2007 ROOKIES & FREE AGENTS



Quinton TEAL

Safety Coastal Carolina 6-1 187 3/8/84

Two-time first team all-Big South selection...Big South Conference's all-time interception leader with 17...**2006 (Sr.):** Started all 12 games...Led the league with 13 passes defended and corralled 81 tackles, one sack and four interceptions...**2005 (Jr.):** Started all 11 games... Ranked fifth among league defensive backs with 66 tackles and a league-high five interceptions, earning First Team all-Big South honors for the second consecutive year...**2004 (So.):** Started all 11 games...Named first team all-Big South Conference...Ranked fourth on the team in tackles with 50 and led Coastal and the Big South in interceptions with six...**2003 (Fr.):** Appeared in 10 games with three starts...Recorded 30 total tackles, two interceptions and five passes defended...Earned all-area, all-region and all-state honors at Marlboro County HS in Bennettsville, S.C...Helped Marlboro County advance to the Division II 4A regional and state championships his senior year...Majored in health promotions...Single...Quinton Jerrel Teal.

28



Marques THORNTON

Defensive Tackle Texas A&M 6-1 279 7/25/84

Former walk-on who emerged as a starter as a senior...**2006 (Sr.):** Appeared in all 12 games with six starts...Recorded 29 tackles, including a half-sack...Posted a career high six tackles against Nebraska...**2005 (Jr.):** Posted 14 tackles while seeing action in 10 of 11 contests...Recovered fumble against Oklahoma State...Notched a season-high three tackles against Clemson and Baylor...**2004 (So.)** Played in 10 games...Contributed five tackles...Registered a season-high two solo tackles against Iowa State...**2003 (Fr.)** Appeared in 10 contests...Produced 11 tackles, including two for loss...Corralled a season-high two stops against four opponents...Attended Madison HS in Houston, TX...Majored in animal science...Single...Marques Duane Thornton.

72



Chad **UPSHAW**

Tight End **Buffalo** **6-4** **246** **6/23/84**

Selected to play in two post-season all-star games...94 career receptions is one shy of school record by a tight end...**2006 (Sr.):** Started all 12 games at tight end...Led the team in receptions with 35...Ranked third on team in receiving yards with 419...**2005 (Jr.):** Saw action in 11 contests with 10 starts...Ranked second on club with 37 catches and 359 receiving yards...Three touchdown receptions led the team...**2004 (So.):** Started all 11 games, extending his consecutive starts streak to 23 games...Caught a team-high two touchdowns...13 receptions for 146 yards ranked third on squad...**2002 (Fr.):** Started all 12 games, one of only two freshman to accomplish that feat...Finished the season with nine catches for 48 yards and one touchdown...**2002:** Redshirted as a true freshman...Earned all-conference honors in football, basketball and baseball at St. Joseph's HS in Southport, CT...majored in history...Single...Chad Robert Upshaw.

85



Theodric **WATSON**

Tackle/Guard **South Florida** **6-5** **295** **7/13/85**

Made 15 starts at left tackle over the past two seasons after transferring from Northwest Mississippi Community College...**2006 (Sr.):** Started in seven of his nine appearances along the offensive line...**2005 (Jr.):** Won starting job at left tackle with his effort as a backup in season opener at Penn State...Named second team all-Big East...Second team NJCAA All-American at Northwest Mississippi...First team all-state and all-region...Second team all-state as a freshman...All-state performer in basketball at Lakewood HS in St. Petersburg, FL...All-Suncoast, all-county and all-district in football and basketball...Played only one season of football...Majored in Communications...Single...Theodric Allan Watson.

62



Andrew **WELLOCK**

Kicker **Eastern Michigan** **5-11** **182** **12/3/84**

Lou Groza Award finalist...*Associated Press* third-team all-america...Place-kicker in all 46 games of his career...Finished career with a school-record 69 field goals...**2006 (Sr.):** First-team All-Mid American Conference selection...Converted 16-of-22 field goal attempts and all 15 extra point attempts...Became EMU all-time scoring leader and finished his career with 299 points...**2005 (Jr.):** Kicked in all 11 contests...Named first-team all Mid American Conference after converting 18-of-25 field goal attempts and 22-of-24 extra point attempts...**2004 (So.):** Named third-team all-america by the *Associated Press*...Connected on 21-of-23 field goal attempts and 32-of-33 extra point attempts...Kicked a 52-yard field goal against Idaho...**2003 (Fr.):** Appeared in all 12 games...Made 14-of-17 field goal attempts...**2001:** Lettered in football and soccer at Green HS in Green, OH...majored in management...Single...Andrew Steve Wellock.

5

2007 TRAINING CAMP ROSTER NUMERICAL

2007 ROSTER

NO	NAME	POS	HT	WT	DOB	AGE	EXP	COLLEGE	HOMETOWN	HOW ACCD
2	McClellan, Julius	WR	6-3	246	04/18/83	24	R	North Carolina Central	Lakeland, FL	FA '07
3	Bell, Dalton	CB	6-3	195	03/09/83	24	R	West Texas A&M	Canyon, TX	FA '07
4	Kasay, John	K	5-11	180	10/27/69	37	17	Georgia	Athens, GA	UFA '95 (SEA)
5	Wellock, Andrew	P	6-2	205	05/17/78	29	7	Eastern Michigan	Green, OH	FA '07
7	Baker, Jason	WR	6-2	216	07/21/79	27	6	Iowa	Fort Wayne, IN	TR105 (DEN)
8	Carr, David	QB	6-3	216	07/21/79	27	6	Fresno State	Bakersfield, CA	FA '07
10	Robinson, Rhyne	WR	5-9	179	11/04/84	22	R	Miami (OH)	Toledo, OH	D4 '07
11	Biddle, Tave	WR	6-1	175	02/27/83	24	2	Mississippi	Decatur, AL	FA '06
12	McCullum, Justin	WR	6-4	220	10/05/82	24	1	Stanford	Mercer Island, WA	FA '05
14	Basanez, Brett	QB	6-2	210	05/11/83	24	2	Northwestern	Arlington Heights, IL	FA '06
15	Gilmore, Jarhkeen	WR	6-0	211	08/25/83	23	R	Indiana	Brooklyn, NY	FA '07
17	Dalhomme, Jake	QB	6-2	215	01/10/75	32	9	Louisiana-Lafayette	Lafayette, LA	UFA '03 (IND)
18	Carter, Drew	WR	6-3	200	09/05/81	25	4	Ohio State	Solon, OH	D5 '04
19	Youngblood, Kevin	WR	6-2	215	11/22/80	26	1	Clemson	Jacksonville, FL	FA '07
20	Gamble, Chris	CB	6-1	200	03/11/83	24	4	Ohio State	Sunrise, FL	D1 '04
21	Lucas, Ken	CB	6-0	205	01/23/79	28	7	Mississippi	Cleveland, MS	UFA '05 (SEA)
22	Strait, Derrick	CB	5-11	189	08/27/60	26	4	Oklahoma	Austin, TX	VW '06 (CHI)
23	Byrum, Dion	CB	5-10	192	02/18/83	24	2	Ohio University	Monroe, NC	FA '06
24	Haynes, Alex	RB	5-10	223	02/13/82	25	1	Central Florida	Orlando, FL	FA '05
25	Morton, Christian	CB	6-0	181	04/28/81	26	3	Illinois	St. Louis, MO	FA '06
26	Foster, DeShaun	RB	6-0	222	01/10/80	27	6	UCLA	Tustin, CA	D2 '02
27	Wilson, C.J.	S	6-1	195	04/02/85	22	R	Baylor	Terrell, TX	D7 '07
28	Teal, Quntion	S	6-1	187	03/08/84	23	R	Coastal Carolina	Bennettsville, SC	FA '07
29	Newton, Carn	S	6-1	203	05/19/82	25	3	Furman	Bennettsville, SC	FA '06
30	Minter, Mike	S	5-10	195	01/15/74	33	11	Nebraska	Lawton, OK	D2 '97
31	Marshall, Richard	CB	5-11	189	12/12/84	22	2	Fresno State	Los Angeles, CA	D2 '06
32	Shelton, Eric	RB	6-1	246	06/23/83	24	3	Louisville	Lexington, KY	D2 '05
33	Salley, Nate	S	6-1	216	02/05/84	23	2	Ohio State	Lt. Lauderdale, FL	D4 '06
34	Williams, DeAngelo	RB	5-9	217	04/25/83	24	2	Memphis	Wynne, AR	D1 '06
35	Cooper, Deke	S	6-2	210	10/18/77	29	5	Notre Dame	Evansville, IN	UFA '07
36	Garnett, Kevin	CB	5-9	194	07/29/80	26	3	Southern Methodist	Brazoria, TX	FA '07
37	Goings, Nick	RB	6-0	225	01/26/78	29	7	Pittsburgh	Dublin, OH	FA '01
38	Wilds, Garnell	CB	5-11	195	06/08/81	25	1	Virginia Tech	Tampa, FL	FA '07
39	Daniels, Jessie	S	5-11	216	01/08/84	23	R	Louisiana State	Breaux Bridge, LA	FA '07
41	Deloatch, Curtis	CB	6-2	214	10/04/81	25	4	North Carolina A&T	Ashokis, NC	FA '07
42	Latsko, Billy	FB	5-10	233	02/16/84	23	R	Florida	Gainesville, FL	FA '07
44	Hoover, Brad	FB	6-0	245	11/11/76	30	8	Western Carolina	Thomasville, NC	FA '00
47	Pimental, Micky	LB	6-2	238	03/29/85	22	R	California	San Diego, CA	FA '07
48	Jackson, Steven	FB	6-2	260	05/11/84	23	1	Clemson	Columbia, SC	FA '06
49	Shaw, Tim	LB	6-1	236	03/27/84	23	R	Penn State	Livonia, MI	D5b '07
50	Anderson, James	LB	6-2	232	09/26/83	23	2	Virginia Tech	Chesapeake, VA	D3a '06
52	Beason, Jonathan	LB	6-0	237	01/14/85	22	R	Miami (FL)	Miramar, FL	D1 '07
53	Diggs, Nail	LB	6-4	240	07/08/78	29	8	Ohio State	Los Angeles, CA	FA '06
54	Melton, Terrence	LB	6-1	235	01/01/77	30	4	Rice	Houston, TX	FA '07
55	Morgan, Dan	LB	6-2	245	12/19/78	28	7	Miami (FL)	Coral Springs, FL	D1 '01
56	Kyle, Jason	LB	6-3	242	05/12/72	35	13	Arizona State	Tempe, AZ	UFA '01 (SFI)
57	Jamison, Brandon	LB	6-1	205	07/31/81	25	2	West Georgia	Hopkins, SC	VW '06
58	Davis, Thomas	LB	6-0	231	03/22/83	24	3	Georgia	Shellman, GA	D1 '05
59	Seward, Adam	LB	6-2	248	06/15/82	25	3	UNLV	Las Vegas, NV	D5a '05
60	Grigsby, Otis	DE	6-3	260	11/19/80	26	3	Kentucky	Converse, TX	FA '06
61	Bennett, Nathan	G	6-4	310	01/19/84	23	R	Clemson	Dallas, GA	FA '07
62	Watson, Theodric	G/T	6-5	295	07/13/85	22	R	South Florida	St. Petersburg, FL	FA '07
62	Hall, Jason	DE	6-2	253	10/31/83	23	1	Tennessee	Chattanooga, TN	FA '07
63	Hangartner, Geoff	C	6-5	301	04/22/82	25	3	Texas A&M	New Braunfels, TX	FA '07
64	Curvey, Brent	DT	6-0	295	03/15/85	22	R	Iowa State	Houston, TX	FA '07
65	Kall, Ryan	C	6-2	291	03/29/85	22	R	Southern Cal	Corona, CA	FA '07
66	Montgomery, Will	C	6-3	312	02/13/83	24	2	Virginia Tech	Clifton, VA	D7 '06
67	Canstans, Jordan	DT	6-5	300	01/22/81	26	4	Iowa State	Bagley, IA	FA '04
68	Wahle, Mike	G	6-6	304	03/29/77	30	10	Navy	Lake Arrowhead, CA	UFA '05 (GB)
69	Gross, Jordan	T	6-4	300	07/20/80	26	5	Utah	Fruitland, ID	D1 '03
70	Wharton, Travelle	T	6-4	312	05/19/81	26	4	South Carolina	Simpsonville, SC	D3 '04
71	Mathis, Evan	T	6-5	304	11/01/81	25	3	Alabama	Homewood, AL	D3a '05
72	Riley, Rueben	T	6-4	305	09/20/84	22	R	Michigan	Grand Rapids, MI	FA '07
72	Thomton, Marques	T	6-1	279	07/25/84	22	R	Texas A&M	Houston, TX	FA '07
73	Briggs, Jeremy	T	6-4	326	04/19/80	26	5	Southern Mississippi	McComb, MS	FA '06
74	McClover, Stanley	DE	6-2	263	12/16/84	22	2	Auburn	Fort Lauderdale, FL	D7b '06
75	Hartwig, Justin	C	6-4	312	11/21/78	28	6	Kansas	West Des Moines, IA	UFA '06 (ITN)
76	Batsista, D'Anthony	G	6-4	318	03/29/82	25	2	Louisiana-Lafayette	Marksville, LA	FA '06
77	Jenkins, Kris	DT	6-4	335	08/03/79	27	7	Maryland	Ypsilanti, MI	D2 '01
78	Graham, Eric	T	6-6	325	04/20/84	23	R	East Carolina	Richlands, NC	FA '07
79	Butler, Rashad	T	6-4	293	02/10/83	24	2	Miami (FL)	Palm Bch Gardens, FL	D3b '06
80	Jarnett, Dwayne	WR	6-4	219	09/11/86	20	R	Southern Cal	New Brunswick, NJ	D2a '07
81	Horn, Chris	WR	5-11	195	07/13/77	30	5	Rocky Mountain	Notus, ID	FA '07
83	Colbert, Keary	WR	6-1	200	05/21/82	25	4	Southern Cal	Oxnard, CA	D2 '04
84	Guines, Michael	TE	6-3	280	03/30/80	27	4	Central Florida	Tallahassee, FL	D7 '04
85	Upshaw, Chad	TE	6-4	246	06/23/84	23	R	Buffalo	Southport, CT	FA '07
87	King, Jeff	TE	6-3	253	02/19/83	24	2	Virginia Tech	Pulaski, VA	D5 '06
88	Rosario, Dante	TE	6-4	240	10/25/84	22	R	Oregon	Dayton, OR	D5a '07
89	Smith, Susie	WR	5-9	185	05/12/79	28	7	Utah	Lynnwood, CA	D3 '01
90	Peppers, Julius	DE	6-7	283	01/18/80	27	6	North Carolina	Bailey, NC	D1 '02
91	Lavelais, Chad	DT	6-1	292	04/15/79	28	3	Louisiana State	Marksville, LA	FA '07
92	Lewis, Darnione	DT	6-2	301	03/01/78	29	7	Miami (FL)	Sulphur Springs, TX	UFA '06 (STL)
93	Rucker, Micheal	DE	6-5	275	02/28/75	32	9	Nebraska	St. Joseph, MO	D2b '93
94	Moorehead, Kindal	DT	6-2	285	10/14/78	28	5	Alabama	Memphis, TN	D5 '03
95	Johnson, Charles	DE	6-2	270	07/10/86	21	R	Georgia	Hawkinsville, GA	D3 '07
95	Ball, Dave	DE	6-5	277	01/04/81	26	4	UCLA	Dixon, CA	FA '07
97	Biggs, Rondell	DE	6-2	269	08/05/84	22	R	Michigan	Southfield, MI	FA '07
98	Williams, Stephen	DT	6-2	306	09/21/81	25	2	NW Missouri State	Bolingbrook, IL	FA '07
99	Kemoatu, Maake	DT	6-5	350	01/10/79	28	5	Utah	Kahuku, HI	UFA '06

2007 TRAINING CAMP ROSTER

ALPHABETICAL


NO	NAME	POS	HT	WT	DOB	AGE	EXP	COLLEGE	HOMETOWN	HOW ACC
50	Anderson, James	LB	6-2	232	09/26/83	23	2	Virginia Tech	Chesapeake, VA	D3a '06
7	Baker, Jason	P	6-2	205	05/17/78	29	7	Iowa	Fort Wayne, IN	TR05 (DEN)
96	Ball, Dave	DE	6-5	277	01/04/81	26	4	UCLA	Dixon, CA	FA '07
14	Basanez, Brett	QB	6-2	210	05/11/83	24	2	Northwestern	Arlington Heights, IL	FA '06
76	Batiste, D'Anthony	G	6-4	318	03/29/82	25	2	Louisiana-Lafayette	Marksville, LA	FA '06
52	Beason, Jonathan	LB	6-0	237	01/14/85	22	R	Miami (FL)	Miramar, FL	O1 '07
3	Bell, Dalton	QB	6-3	195	03/09/83	24	R	West Texas A&M	Canyon, TX	FA '07
61	Bennett, Nathan	G	6-4	310	01/19/84	23	R	Clemson	Dallas, GA	FA '07
11	Biddle, Tave	WR	6-1	175	02/27/83	24	2	Mississippi	Decatur, AL	FA '06
97	Biggs, Rondell	DE	6-2	269	08/05/84	22	R	Michigan	Southfield, MI	FA '07
73	Bridges, Jeremy	T	6-4	326	04/19/80	26	5	Southern Mississippi	McComb, MS	FA '06
29	Butler, Rashad	T	6-4	293	02/10/83	24	2	Miami (FL)	Palm Bch Gardens, FL	D3b '06
23	Byrum, Dion	CB	5-10	192	05/18/83	24	2	Ohio University	Monroe, NC	FA '06
8	Carr, David	QB	6-3	216	07/21/79	27	6	Fresno State	Bakersfield, CA	FA '07
67	Carstens, Jordan	OT	6-5	300	01/22/81	26	4	Iowa State	Bagley, IA	FA '04
18	Carter, Drew	WR	6-3	200	09/05/81	25	4	Ohio State	Solon, OH	D5 '04
83	Colbert, Keary	WR	6-1	200	05/21/82	25	4	Southern Cal	Onand, CA	D2 '04
35	Cooper, Dike	S	6-2	210	10/18/77	29	5	Notre Dame	Evansville, IN	UFA '07
64	Curvey, Brent	DT	6-0	295	03/15/85	22	R	Iowa State	Houston, TX	FA '07
39	Daniels, Jessie	S	5-11	216	01/08/84	23	R	Louisiana State	Breaux Bridge, LA	FA '07
56	Davis, Thomas	LB	6-0	231	03/22/83	24	3	Georgia	Shellman, GA	O1 '05
17	Delhomme, Jake	QB	6-2	215	01/10/75	32	9	Louisiana-Lafayette	Lafayette, LA	UFA '03 (ND)
41	Deloatch, Curtis	CB	6-2	214	10/04/81	25	4	North Carolina A&T	Ahoskie, NC	FA '07
53	Diggs, Nail	LB	6-4	240	07/08/78	28	8	Ohio State	Los Angeles, CA	FA '06
26	Foster, DeShaun	RB	6-0	222	01/10/80	27	6	UCLA	Tustin, CA	D2 '02
84	Gaines, Michael	TE	6-3	280	03/30/80	27	4	Central Florida	Tallahassee, FL	D7 '04
20	Gamble, Chris	CB	6-1	200	03/11/83	24	4	Ohio State	Sunnise, FL	O1 '04
36	Garrett, Kevin	CB	5-9	194	07/29/80	26	3	Southern Methodist	Brooklyn, NY	FA '07
15	Gilmores, Jahkeem	WR	6-0	211	08/25/83	23	R	Indiana	Brooklyn, NY	FA '07
37	Goings, Nick	RB	6-0	225	01/26/78	29	7	Pittsburgh	Dublin, OH	FA '01
78	Graham, Eric	T	6-6	325	04/20/84	23	R	East Carolina	Richlands, NC	FA '07
60	Grigsby, Otis	DE	6-3	260	11/19/80	26	3	Kentucky	Converse, TX	FA '06
69	Gross, Jordan	T	6-4	300	07/20/80	26	5	Utah	Fruitland, ID	O1 '03
62	Hall, Jason	DE	6-2	253	10/31/83	23	1	Tennessee	Chattanooga, TN	FA '07
63	Hangartner, Geoff	C	6-5	301	04/22/82	25	3	Texas A&M	New Braunfels, TX	D5b '05
75	Hardwig, Justin	C	6-4	312	11/21/78	28	6	Kansas	West Des Moines, IA	UFA '06 (TN)
24	Haynes, Alex	RB	5-10	223	02/13/82	25	1	Central Florida	Orlando, FL	FA '05
45	Hoover, Brad	FB	6-0	245	11/11/76	30	8	Western Carolina	Thomasville, NC	FA '00
81	Horn, Chris	WR	5-11	195	07/13/77	29	5	Rocky Mountain	Notus, ID	FA '07
48	Jackson, Steven	FB	6-2	260	05/11/84	23	1	Clemson	Columbia, SC	FA '06
57	Jamison, Brandon	LB	6-1	205	07/31/81	25	2	West Georgia	Hopkins, SC	WV '06
80	Jarrett, Dwayne	WR	6-4	219	09/11/86	20	R	Southern Cal	New Brunswick, NJ	D2a '07
77	Jenkins, Kris	DT	6-4	335	08/03/79	27	7	Maryland	Ypsilanti, MI	D2 '01
95	Johnson, Charles	DE	6-2	270	07/10/86	20	R	Georgia	Hawkinsville, GA	D3 '07
65	Kail, Ryan	C	6-2	291	03/29/85	22	R	Southern Cal	Corona, CA	D2b '07
4	Kasay, John	K	5-10	198	10/27/69	37	17	Georgia	Athens, GA	UFA '95 (SEAI)
99	Kemoestu, Maake	DT	6-5	350	01/10/79	28	5	Utah	Kahuku, HI	UFA '06
87	King, Jeff	TE	6-3	253	02/19/83	24	2	Virginia Tech	Pulaski, VA	D5 '06
56	Kyle, Jason	LB	6-3	242	05/12/72	35	13	Arizona State	Tempe, AZ	UFA '01 (ISF)
42	Latsko, Billy	FB	5-10	232	02/16/84	23	R	Florida	Gainesville, FL	FA '07
91	Lavellis, Chad	DT	6-1	293	04/15/79	28	3	Louisiana State	Marksville, LA	FA '07
92	Lewis, Damione	DT	6-2	301	03/01/78	29	7	Miami (FL)	Sulphur Springs, TX	UFA '06 (ISL)
21	Lucas, Ken	CB	6-0	205	01/23/79	28	7	Mississippi	Cleveland, MS	UFA '05 (SEAI)
21	Marshall, Richard	CB	5-11	169	12/12/84	22	2	Fresno State	Los Angeles, CA	D2 '06
11	Mathis, Evan	G	6-5	304	11/01/81	25	3	Alabama	Hornewood, AL	D3a '05
2	McClain, Julius	WR	6-3	246	04/18/83	24	R	North Carolina Central	Lakeland, FL	FA '07
74	McClower, Stanley	DE	6-2	263	12/18/84	22	2	Auburn	Fort Lauderdale, FL	D7b '06
12	McClurkin, Justin	WR	6-4	220	10/05/82	24	1	Stanford	Mercer Island, WA	FA '06
54	Melton, Terrence	LB	6-1	235	01/01/77	30	4	Rice	Houston, TX	FA '07
30	Minter, Mike	S	5-10	195	01/15/74	33	11	Nebraska	Lawton, OK	D2 '97
66	Montgomery, Will	C	6-3	312	02/13/83	24	2	Virginia Tech	Clifton, VA	D7 '06
94	Moorehead, Kindal	DT	6-2	285	10/14/78	28	5	Alabama	Memphis, TN	D5 '03
55	Morgan, Dan	LB	6-2	245	12/19/78	28	7	Miami (FL)	Coral Springs, FL	D1 '01
25	Morton, Christian	CB	6-0	181	04/28/61	46	3	Illinois	St. Louis, MO	FA '06
29	Newton, Cam	S	6-1	203	05/19/82	25	3	Furman	Bennettsville, SC	FA '06
90	Peppers, Julius	DE	6-7	283	01/18/80	27	6	North Carolina	Bayle, NC	O1 '02
47	Pimental, Mickey	LB	6-2	238	03/29/85	22	R	California	San Diego, CA	FA '07
72	Riley, Rueben	T	6-4	305	09/20/84	22	R	Michigan	Grand Rapids, MI	FA '07
10	Robinson, Rhye	WR	5-9	179	11/04/84	22	R	Miami (OH)	Toledo, OH	D4 '07
88	Rosario, Dante	TE	6-4	240	10/25/84	22	R	Oregon	Dayton, OR	D5a '07
93	Rucker, Micheal	DE	6-5	275	02/28/75	32	9	Nebraska	St. Joseph, MO	D2b '99
33	Salley, Nate	S	6-1	216	02/05/84	23	2	Ohio State	Ft. Lauderdale, FL	D4 '06
59	Seward, Adam	LB	6-2	248	06/15/82	25	3	UNLV	Las Vegas, NV	D5a '05
49	Shaw, Tim	LB	6-1	236	03/27/84	23	R	Penn State	Livonia, MI	D5b '07
32	Shelton, Eric	RB	6-1	246	06/23/83	24	3	Louisville	Lexington, KY	D2 '05
89	Smith, Steve	WR	5-9	185	05/12/79	26	7	Utah	Lywood, CA	O3 '01
22	Strait, Derrick	CB	5-11	189	08/27/80	26	4	Oklahoma	Austin, TX	WV '05 (CHI)
28	Teal, Quinton	S	6-1	187	03/08/84	23	R	Coastal Carolina	Bennettsville, SC	FA '07
72	Thornton, Marques	DT	6-1	279	07/25/84	22	R	Texas A&M	Houston, TX	FA '07
85	Upshaw, Chad	TE	6-4	246	06/23/84	23	R	Buffalo	Southport, CT	FA '07
68	Wahle, Mike	G	6-6	304	03/29/77	30	10	Navy	Lake Arrowhead, CA	UFA '05 (GB)
62	Watson, Theodoc	G/T	6-5	295	07/13/85	21	R	South Florida	St. Petersburg, FL	FA '07
5	Wellock, Andrew	K	5-11	182	12/03/84	22	R	Eastern Michigan	Green, OH	FA '07
70	Wharton, Travelle	T	6-4	312	05/19/81	26	4	South Carolina	Simpsonville, SC	D3 '04
38	Wilds, Garnell	CB	5-11	195	06/08/81	26	1	Virginia Tech	Tampa, FL	FA '07
34	Williams, DeAngelo	RB	5-9	217	04/25/83	24	2	Memphis	Wynne, AR	O1 '06
98	Williams, Stephen	OT	6-2	306	09/21/81	25	2	NW Missouri State	Bolingbrook, IL	FA '07
27	Wilson, C.J.	S	6-1	195	04/02/85	22	R	Baylor	Terrell, TX	D7 '07
19	Youngblood, Kevin	WR	6-2	215	11/22/80	26	1	Clemson	Jacksonville, FL	FA '07

2007 ROSTER

2006 TRANSACTIONS

DATE	POS	PLAYER	TRANSACTION	DATE	POS	PLAYER	TRANSACTION
30-Dec	T	Jeremy Bridges	Extension signing	26-Aug	WR	Lynzell Jackson	Waived
30-Dec	RB	Nick Goings	Extension signing	26-Aug	LB	Cory Jenkins	Waived
27-Dec	CB	Dion Byrum	Injured Reserve	26-Aug	WR	Terrance Metcalf	Waived
27-Dec	TE	Charles Davis	Practice squad termination	26-Aug	T	Quasim Mitchell	Released
27-Dec	S	Carn Newton	Free agent signing	26-Aug	WR	Daniel Smith	Waived
27-Dec	QB	J.T. O'Sullivan	Practice squad signing	26-Aug	T	Albert Toeaina	Waived
20-Dec	DE	Otis Grigsby	Practice squad signing	21-Aug	LB	Sean Tufts	Waived/Injury Settlement
20-Dec	FB	Steven Jackson	Free agent signing	1-Aug	WR	Terrance Metcalf	Free agent signing
20-Dec	T	Dave Kadela	Free agent signing	31-Jul	DE	Kevin Carberry	Free agent signing
20-Dec	WR	Justin McCullum	Practice squad signing	31-Jul	K	MacKenzie Hoambrecker	Free agent signing
20-Dec	DE	Mike Rucker	Injured Reserve	29-Jul	DE	Otis Leverette	Released/Failed Physical
20-Dec	G	Mike Wahle	Injured Reserve	28-Jul	T	Jared Peck	Reserve/Did Not Report
13-Dec	G	Wes Sims	Practice squad signing	28-Jul	T	Osam Mitchell	Free agent signing
11-Dec	CB	Derrick Strait	Waiver claim	26-Jul	G	Kyle Ralph	Waived
11-Dec	CB	Christian Morton	Injured Reserve	25-Jul	T	Adam Meadows	Released
9-Dec	QB	Brett Basanez	Free agent signing	15-Jun	P	Micah Knorr	Released
8-Dec	T	Rashad Butler	Reserve/Non Football Illness	6-Jun	G	Kyle Ralph	Free agent signing
6-Dec	TE	Charles Davis	Practice squad signing	1-Jun	CB	Garnell Wilds	Waived/Failed Physical
6-Dec	OL	Sam Wilder	Practice squad termination	30-May	CB	Shannon Fitzhugh	Waived
29-Nov	LB	Timi Wusu	Practice squad signing	30-May	G	Phil Hawkins	Waived
24-Nov	WR	Taye Biddle	Free agent signing	30-May	CB	DaShane Dennis	Free agent signing
24-Nov	C	Justin Hartwig	Injured Reserve	30-May	WR	Matt Cherry	Waived
22-Nov	OL	Sam Wilder	Practice squad signing	8-May	WR	Lynzell Jackson	Free agent signing
22-Nov	LB	Timi Wusu	Practice squad termination	5-May	T	Albert Toeaina	Free agent signing
16-Nov	CB	Dion Byrum	Free agent signing	5-May	WR	Jovon Bouknight	Free agent signing
16-Nov	DE	Jordan Carstens	Reserve/Non Football Illness	5-May	CB	Jarrett Bush	Free agent signing
1-Nov	CB	Eric Hill	Practice squad signing	5-May	CB	Marcus Cassel	Free agent signing
31-Oct	TE	Robert Johnson	Practice squad termination	5-May	DE	Dean Long	Free agent signing
24-Oct	TE	Robert Johnson	Practice squad signing	5-May	WR	Justin McCullum	Free agent signing
23-Oct	LB	Rod Davis	Waived	5-May	G	Adam O'Connor	Free agent signing
23-Oct	LB	Brandon Jamison	Waiver claim	5-May	WR	Daniel Smith	Free agent signing
20-Oct	CB	Christian Morton	Free agent signing	5-May	T	Adam Stenavich	Free agent signing
19-Oct	CB	Reggie Howard	Reserve/Left Squad	5-May	T	Todd Fordham	Unrestricted free agent re-signing
17-Oct	OL	Rob Droegge	Practice squad termination	5-May	QB	Brett Basanez	Free agent signing
17-Oct	WR	Efrem Hill	Practice squad signing	5-May	WR	Taye Biddle	Free agent signing
17-Oct	G	Adam O'Connor	Practice squad termination	29-Apr	RB	DeAngelo Williams	Drafted (1)
17-Oct	LB	Timi Wusu	Practice squad signing	29-Apr	CB	Richard Marshall	Drafted (2)
14-Oct	G	O'Anthony Batiste	Free agent signing	29-Apr	LB	James Anderson	Drafted (3a)
14-Oct	LB	Dan Morgan	Injured Reserve	29-Apr	T	Rashad Butler	Drafted (3b)
5-Oct	LB	Rod Davis	Free agent signing	30-Apr	S	Nate Salley	Drafted (4)
5-Oct	TE	Mike Seidman	Injured Reserve	30-Apr	TE	Jeff King	Drafted (5)
3-Oct	CB	Christian Morton	Practice squad signing	30-Apr	DE	Stanley McClover	Drafted (7b)
3-Oct	CB	Billy Parker	Practice squad termination	30-Apr	OL	Will Montgomery	Drafted (7a)
27-Sep	OL	Rob Droegge	Practice squad signing	27-Apr	T	Brandon Winey	Waived
26-Sep	CB	Marcus Cassel	Waived from injured reserve	20-Apr	LB	Nate Diggs	Free agent signing
22-Sep	DT	Tony Brown	Waived	13-Apr	LB	Keith Adams	Unrestricted free agent signing
22-Sep	S	Nate Salley	Signed from practice squad	3-Apr	P	Scott Baker	Unrestricted free agent re-signing
12-Sep	T	Jeremy Bridges	Free Agent Signing	29-Mar	G	Jason Peters	Free agent signing
12-Sep	T	Travelle Wharton	Injured Reserve	29-Mar	CB	Reggie Howard	Free agent signing
2-Sep	QB	Brett Basanez	Practice squad signing	24-Mar	WR	Keyshawn Johnson	Free agent signing
2-Sep	WR	Taye Biddle	Practice squad signing	21-Mar	S	Kevin McCadann	Unrestricted free agent signing
2-Sep	RB	Alex Haynes	Practice squad signing	20-Mar	RB	DeShaun Foster	Unrestricted free agent re-signing
2-Sep	T	Dave Kadela	Practice squad signing	20-Mar	GB	Chris Weinke	Unrestricted free agent re-signing
2-Sep	T	Adam O'Connor	Practice squad signing	16-Mar	C	Justin Hartwig	Unrestricted free agent signing
2-Sep	S	Nate Salley	Practice squad signing	14-Mar	S	Shaun Williams	Unrestricted free agent signing
1-Sep	LB	Keith Adams	Released	13-Mar	DT	Damione Lewis	Unrestricted free agent signing
1-Sep	DL	Lorenzo Alexander	Waived	13-Mar	DT	Maake Kemoatu	Unrestricted free agent signing
1-Sep	QB	Brett Basanez	Waived	10-Mar	P	Micah Knorr	Free agent signing
1-Sep	T	Chad Beasley	Waived	10-Mar	LB	Brandon Short	Released
1-Sep	LB	David Bergeron	Waived	1-Mar	DE	Otis Leverette	Free agent signing
1-Sep	WR	Taye Biddle	Waived	1-Mar	DT	Brentson Buckner	Released
1-Sep	WR	Jovon Bouknight	Waived	1-Mar	RB	Stephen Davis	Released
1-Sep	CB	Jarrett Bush	Waived	1-Mar	T	Matt Hill	Waived
1-Sep	FB	Casey Cramer	Waived	1-Mar	RB	Rod Smart	Released
1-Sep	DT	Atyyah Ellison	Waived	30-Jan	TE	Sean Mulcahy	Free agent signing
1-Sep	S	Jermaine Hardy	Waived	25-Jan	WR	Chris Samp	Free agent signing
1-Sep	DE	Jovan Hays	Waived	25-Jan	LB	David Bergeron	Free agent signing
1-Sep	RB	Alex Haynes	Waived	25-Jan	RB	Alex Haynes	Free agent signing
1-Sep	WR	Efrem Hill	Waived	25-Jan	DT	Lorenzo Alexander	Free agent signing
1-Sep	T	Dave Kadela	Released	18-Jan	RB	DeShaun Foster	Injured Reserve
1-Sep	QB	Stefan LeFors	Waived	18-Jan	DE	Otis Leverette	Practice squad signing
1-Sep	WR	Justin McCullum	Waived	18-Jan	S	Billy Parker	Free agent signing
1-Sep	G	Adam O'Connor	Waived	11-Jan	T	Jared Peck	Free agent signing
1-Sep	QB	Billy Parker	Waived	9-Jan	G	Phil Hawkins	Free agent signing
1-Sep	RB	Jamal Robertson	Released	9-Jan	LB	Cory Jenkins	Free agent signing
1-Sep	S	Nate Salley	Waived	9-Jan	DT	Tony Brown	Free agent signing
1-Sep	T	Adam Stenavich	Waived	9-Jan	WR	Matt Cherry	Free agent signing
29-Aug	CB	Marcus Cassel	Injured Reserve	5-Jan	T	Chad Beasley	Free agent signing
29-Aug	DE	Otis Grigsby	Waived	5-Jan	CB	Shannon Fitzhugh	Free agent signing
29-Aug	DE	Devan Long	Injured Reserve	5-Jan	DE	Otis Grigsby	Free agent signing
29-Aug	TE	Sean Mulcahy	Waived/Injury Settlement	4-Jan	T	Brandon Winey	Free agent signing
29-Aug	G	Scott Peters	Injured Reserve	4-Jan	LB	Robert Rodriguez	Practice squad signing
26-Aug	DE	Kevin Carberry	Waived	4-Jan	CB	Garnell Wilds	Free agent signing
26-Aug	CB	DaShane Dennis	Waived	4-Jan	S	Jermaine Hardy	Injured Reserve
26-Aug	K	MacKenzie Hoambrecker	Waived				

2006 IN PREVIEW



2006 FINAL STANDINGS

AMERICAN FOOTBALL CONFERENCE

EAST DIVISION

	W	L	T	PCT	PTS	OP
New England*	12	4	0	.750	385	237
New York Jets#	10	6	0	.625	316	295
Buffalo	7	9	0	.438	300	311
Miami	6	10	0	.375	260	283

NORTH DIVISION

	W	L	T	PCT	PTS	OP
Baltimore*	13	3	0	.813	353	201
Cincinnati	8	8	0	.500	373	331
Pittsburgh	8	8	0	.500	353	315
Cleveland	4	12	0	.250	238	356

SOUTH DIVISION

	W	L	T	PCT	PTS	OP
Indianapolis*	12	4	0	.750	427	360
Jacksonville	8	8	0	.500	371	274
Tennessee	8	8	0	.500	324	400
Houston	6	10	0	.375	267	366

WEST DIVISION

	W	L	T	PCT	PTS	OP
San Diego*	14	2	0	.875	492	303
Denver	9	7	0	.563	319	305
Kansas City#	9	7	0	.563	331	315
Oakland	2	14	0	.125	168	332

* Division Champion
Wild Card Team

NATIONAL FOOTBALL CONFERENCE

EAST DIVISION

	W	L	T	PCT	PTS	OP
Philadelphia*	10	6	0	.625	398	328
Dallas#	9	7	0	.563	425	350
New York Giants#	8	8	0	.500	355	362
Washington	5	11	0	.313	307	376

NORTH DIVISION

	W	L	T	PCT	PTS	OP
Chicago*	13	3	0	.813	427	255
Green Bay	8	8	0	.500	301	366
Minnesota	6	10	0	.375	282	327
Detroit	3	13	0	.188	305	398

SOUTH DIVISION

	W	L	T	PCT	PTS	OP
New Orleans*	10	6	0	.625	413	322
Carolina	8	8	0	.500	270	305
Atlanta	7	9	0	.438	292	328
Tampa Bay	4	12	0	.250	211	353

WEST DIVISION

	W	L	T	PCT	PTS	OP
Seattle*	9	7	0	.563	335	341
St. Louis	8	8	0	.500	367	381
San Francisco	7	9	0	.438	298	412
Arizona	5	11	0	.313	314	389

2006 POSTSEASON AT A GLANCE

Home team in CAPS

AFC Wild Card Playoff Games

INDIANAPOLIS 23, Kansas City 8
NEW ENGLAND 37, New York Jets 16

AFC Divisional Playoff Games

Indianapolis 15, BALTIMORE 6
New England 24, SAN DIEGO 21

AFC Championship Game

INDIANAPOLIS 38, New England 34

NFC Wild Card Playoff Games

SEATTLE 21, Dallas 20
PHILADELPHIA 23, New York Giants 20

NFC Divisional Playoff Games

NEW ORLEANS 27, Philadelphia 24
CHICAGO 27, Seattle 24

NFC Championship Game

CHICAGO 39, New Orleans 14

Super Bowl XLI at Dolphin Stadium (Miami, Florida)

Indianapolis (AFC) 29, Chicago (NFC) 17

AFC-NFC Pro Bowl at Aloha Stadium (Honolulu, Hawaii)

AFC 31, NFC 28

2006 REGULAR SEASON STATISTICS

WON 8, LOST 8

		2nd NFC SOUTH	
09/10	L 6-20	Atlanta	73,522
09/17	L 13-16 OT	at Minnesota	63,623
09/24	W 26-24	at Tampa Bay	65,423
10/01	W 21-18	New Orleans	73,392
10/08	W 20-12	Cleveland	73,520
10/15	W 23-21	at Baltimore	70,762
10/22	L 14-17	at Cincinnati	65,964
10/29	L 14-35	Dallas	73,688
11/13	W 24-10	Tampa Bay	73,573
11/19	W 15-0	St. Louis	73,348
11/26	L 13-17	at Washington	85,450
12/04	L 24-27	at Philadelphia	69,098
12/10	L 13-27	New York Giants	73,702
12/17	L 3-37	Pittsburgh	73,798
12/24	W 10-3	at Atlanta	68,834
12/31	W 31-21	at New Orleans	69,569

STATISTICS

	CAR.	OPP.
TOTAL FIRST DOWNS	278	267
Rushing	100	96
Passing	158	149
Penalty	20	22
3rd Down: Made/Att	65/209	70/222
3rd Down Pct.	31.1	31.5
4th Down: Made/Att	3/9	11/14
4th Down Pct.	33.3	78.6
POSSESSION AVG.	30:12	29:48
TOTAL NET YARDS	4923	4737
Avg. Per Game	307.7	296.1
Total Plays	994	990
Avg. Per Play	5.0	4.8
NET YARDS RUSHING	1659	1737
Avg. Per Game	103.7	108.6
Total Rushes	423	449
NET YARDS PASSING	3264	3000
Avg. Per Game	204.0	187.5
Sacked/Yards Lost	32/222	41/265
Gross Yards	3486	3265
Att./Completions	539/325	500/291
Completion Pct.	60.3	58.2
Had Intercepted	17	14
PUNTS/AVERAGE	100/45.1	98/43.8
Net Punting Avg.	100/38.8	98/40.7
PENALTIES/YARDS	103/744	89/735
FUMBLES/BALL LOST	21/10	22/8
TOUCHDOWNS	28	33
Rushing	7	10
Passing	19	22
Returns	2	1

SCORE BY PERIODS

	1	2	3	4	OT	TOT
TEAM	68	94	53	55	0	270
OPPONENTS	29	95	68	110	3	305

PASSING

	Att	Cmp	Yds	Cmp%	Yd/Att	TD	TD%	Int	Int%	Long	TK/LS	Rate
Delhomme	431	263	2805	61.0	6.51	17	3.9	11	2.6	72t	22/167	82.6
Weinke	96	56	625	58.3	6.51	2	2.1	4	4.2	38	10/55	67.4
Basanez	11	6	56	54.5	5.09	0	0.0	1	9.1	18	0/0	30.9
K. Johnson	1	0	0	0.0	0.00	0	0.0	1	100.0	0	0/0	0.0
TEAM	539	325	3486	60.3	6.47	19	3.5	17	3.2	72t	32/222	77.9
OPPONENTS	500	291	3265	58.2	6.53	22	4.4	14	2.8	86t	41/265	80.8

RUSHING

	No	Yds	Avg	Long	TD
Foster	227	897	4.0	43t	3
D. Williams	121	501	4.1	31	1
Hoover	22	73	3.3	17	1
Smith	8	61	7.6	24t	1
Goings	11	52	4.7	28	0
Shelton	8	23	2.9	9	0
Carter	2	18	9.0	11	0
Weinke	4	16	4.0	13	0
Delhomme	18	12	0.7	12	0
K. Johnson	1	4	4.0	4t	1
Basanez	1	2	2.0	2	0
TEAM	423	1659	3.9	43t	7
OPPONENTS	449	1737	3.9	41t	10

RECEIVING

	No	Yds	Avg	Long	TD
Smith	83	1166	14.0	72t	8
K. Johnson	70	815	11.6	40	4
D. Williams	33	313	9.5	41	1
Foster	32	159	5.0	14	0
Carter	28	357	12.8	42t	3
Mangum	21	170	8.1	19	1
Hoover	20	122	6.1	16	0
Gaines	15	146	9.7	19	0
Goings	10	107	10.7	23	1
Colbert	5	56	11.2	16	0
Biddle	3	37	12.3	22	0
Hankton	3	31	10.3	18	0
Shelton	1	6	6.0	6	0
King	1	1	1.0	1t	1
TEAM	325	3486	10.7	72t	19
OPPONENTS	291	3265	11.2	86t	22

KICKOFF RET.

	No	Yds	Avg	Long	TD
D. Williams	32	623	19.5	39	0
Marshall	14	291	20.8	26	0
Goings	9	218	24.2	33	0
Hoover	3	37	12.3	21	0
Gaines	2	32	16.0	17	0
Smith	2	-1	-0.5	3	0
TEAM	62	1200	19.4	39	0
OPPONENTS	59	1302	22.1	64	0

PUNT RET.

	Ret	FC	Yds	Avg	Long	TD
Gamble	36	13	185	5.1	24	0
Smith	9	3	30	3.3	16	0
Biddle	2	1	11	5.5	11	0
Marshall	2	0	-1	-0.5	0	0
TEAM	49	17	225	4.6	24	0
OPPONENTS	61	17	390	6.4	65t	1

PUNTING

	No	Yds	Avg	Net	TB	In20	Long	B
Baker	98	4483	45.7	39.0	12	31	70	1
Kasay	1	25	25.0	17.0	0	0	25	0
TEAM	100	4508	45.1	38.8	12	31	70	1
OPPONENTS	98	4290	43.8	40.7	4	40	60	0

SCORING										INTERCEPTIONS				
TD	Ru	Pa	Rt	PAT	FG	2PT	S	PTS	No	Yds	Avg	Long	TD	
Kasay	0	0	0	28/28	24/27	0	0	100	Marshall	3	59	19.7	30t	1
Smith	9	1	8	0	0	0	0	54	Gamble	3	31	10.3	18t	1
K. Johnson	5	1	4	0	0	0	0	30	Lucas	3	13	4.3	13	0
Carter	3	0	3	0	0	0	0	18	S. Williams	2	1	0.5	1	0
Foster	3	3	0	0	0	0	0	18	Morton	1	8	8.0	8	0
D. Williams	2	1	1	0	0	0	0	12	Minter	1	3	3.0	3	0
Gamble	1	0	0	1	0	0	0	6	Branch	1	0	0.0	0	0
Goings	1	0	1	0	0	0	0	6	TEAM	14	115	8.2	30t	2
Hoover	1	1	0	0	0	0	0	6	OPPONENTS	17	145	8.5	38	0
King	1	0	1	0	0	0	0	6	SACKS					
Mangum	1	0	1	0	0	0	0	6	Player	TOTAL	Player	TOTAL		
Marshall	1	0	0	1	0	0	0	6	Peppers	13	T. Davis	1.5		
Rucker	0	0	0	0	0	1	2		Draft	5.5	Gamble	1		
TEAM	28	7	19	2	28/28	24/27	0	1	270	Rucker	5	Marshall	1	
OPPONENTS	33	10	22	1	31/31	24/30	2	0	305	Lewis	4.5	(group)	0.5	
										Jenkins	3	Moorehead	0.5	
										Wallace	3	TEAM	41	
										Anderson	2	OPPONENTS	32	

FIELD GOALS										Yds/Att	Yds/Made	Yds/Miss	Long
1-19	20-29	30-39	40-49	50+	Totals	Yds/Att	Yds/Made	Yds/Miss	Long				
Kasay	2/2	6/6	4/4	8/8	4/7	24/27	38.9	36.8	56.0	54			
TEAM	2/2	6/6	4/4	8/8	4/7	24/27	38.9	36.8	56.0	54			
OPPONENTS	2/2	12/12	5/6	5/7	0/3	24/30	33.4	30.2	46.5	47			

Kasay: (54G,46G)(25G,26G)(51G,50G,49G,46G)() (53N,24G,19G)(21G,31G,21G)() (65N)(28G)(40G,34G)(42G,51G)(45G)(37G,45G)(50N,37G)(42G)(19G)
Opponents: (50N,25G,32G,50B)(26G,22G,51B,19G) (28G)(31G,43N)(41G,47G,22G,32G)() (23G)(48N,38G,24G)(28G)() (37N,42G)(28G,25G)(32G,29G) (19G,45G,26G)(40G)()

BLOCKED PUNTS		BLOCKED FIELD GOALS	
Player	TOTAL	Player	TOTAL
TEAM	0	Peppers	2
		TEAM	2

DEFENSE										SPECIAL TEAMS				
TOTAL	SOLO	ASST	QB	FF	FR	PD	TOTAL	SOLO	ASST	FF	FR			
Draft	111	80	31	1	2	2	19	15	4	-	-			
Davis	96	73	23	11	1	-	18	11	7	-	-			
Minter	92	55	37	2	-	-	15	8	7	-	-			
Williams, S.	92	58	34	1	1	-	14	11	3	-	-			
Marshall	75	64	11	1	2	2	10	8	2	-	-			
Peppers	75	61	14	38	3	2	10	8	2	-	-			
Diggs	68	50	18	1	-	-	10	9	1	-	-			
Gamble	67	57	10	2	-	-	6	4	2	-	-			
Jenkins	53	35	18	10	-	-	5	5	-	-	-			
Lucas	47	38	9	1	-	-	4	3	1	-	-			
Rucker	44	30	14	23	2	-	4	1	3	-	-			
Kemoeatu	42	27	15	8	-	-	4	1	3	-	-			
Lewis	30	17	13	11	1	-	4	3	1	-	-			
Wallace	30	20	10	13	-	-	4	4	-	-	-			
Anderson	25	17	8	4	2	-	4	4	-	-	-			
Branch	18	11	7	-	-	-	3	2	1	-	-			
Moorehead	17	10	7	6	-	-	3	1	2	-	-			
Seward	14	12	2	-	-	-	3	3	-	-	-			
Byrum	8	7	1	-	1	-	1	1	-	-	-			
Morton	6	5	1	-	-	-	1	1	-	-	-			
Carstens	2	2	-	-	-	-	1	1	-	-	-			
Ciurciu	2	1	1	-	-	-	1	1	-	-	-			
Morgan	2	2	-	-	-	-	1	1	-	-	-			
Howard	1	1	-	-	-	-	1	1	-	-	-			
Strait	1	1	-	-	-	-	1	-	1	-	-			
McClover	0	-	-	1	-	-	1	-	1	-	-			

2006 GAME-BY-GAME STATISTICS

PANTHERS GAME-BY-GAME OFFENSE

Date	Opp	First Downs				Total Off		Rushing		Passing				Punts		Fumble				
		T	R	Pa	Pe	3D%	Yds	Ply	Yds	Att	Pass	Att	Cp	Int	S/Yd	Att	Avg	Pen	Yd	No/Lt
9/10	ATL	15	4	10	1	17%	215	59	65	16	150	39	21	1	4/36	6	51.5	8	45	3/1
9/17	@ MIN	14	4	9	1	21%	271	62	107	27	164	33	17	0	2/17	9	42.9	6	32	1/1
9/24	@ TB	22	9	11	2	17%	350	67	101	28	249	36	22	0	3/23	3	33.7	7	40	3/3
10/1	NO	20	9	10	1	40%	324	59	167	29	157	29	20	0	1/12	6	50.7	7	48	0/0
10/8	CLE	15	6	7	2	0%	288	58	119	28	169	29	20	0	1/1	9	45.6	4	34	0/0
10/15	@ BAL	20	5	13	2	47%	414	70	58	30	356	39	24	2	1/9	3	39	4	20	1/1
10/22	@ CIN	17	5	11	1	18%	277	53	60	16	217	34	20	1	3/21	8	41.0	8	41	0/0
10/29	DAL	16	3	10	3	33%	204	51	76	17	128	31	17	1	3/21	6	42.5	5	44	4/2
11/13	TB	17	6	9	2	43%	318	64	78	30	240	34	22	1	0/0	6	46.3	9	70	1/1
11/19	STL	20	13	7	0	40%	411	72	242	43	169	26	13	2	3/22	5	55	9	80	5/1
11/26	@ WSH	15	5	9	1	38%	264	64	101	25	163	38	23	2	1/5	8	41.8	4	40	0/0
12/4	@ PHI	18	6	10	2	31%	377	60	108	23	269	37	22	2	0/0	7	47	7	67	1/0
12/10	NYG	22	3	18	1	31%	463	78	45	15	418	61	34	3	2/5	6	45.3	7	37	1/0
12/17	PIT	12	1	11	0	23%	240	55	43	11	197	39	24	2	5/29	7	38.3	8	65	0/0
12/24	@ ATL	15	13	1	1	50%	194	62	183	52	11	7	4	0	3/21	6	48.8	8	62	1/0
12/31	@ NO	20	8	12	0	33%	313	60	106	33	207	27	23	0	0/0	5	49.8	2	19	0/0
TOTALS		278	100	158	20	31%	4923	994	1659	423	3264	539	325	17	32/222	100	45.1	103	744	21/10

OPPONENTS' GAME-BY-GAME OFFENSE

Date	Opp	First Downs				Total Off		Rushing		Passing				Punts		Fumble				
		T	R	Pa	Pe	3D%	Yds	Ply	Yds	Att	Pass	Att	Cp	Int	S/Yd	Att	Avg	Pen	Yd	No/Lt
9/10	ATL	24	14	8	2	31%	385	70	252	47	133	22	10	0	1/7	4	41.8	2	20	1/0
9/17	@ MIN	17	6	10	1	13%	365	70	140	33	225	32	20	1	5/34	7	46.3	9	54	0/0
9/24	@ TB	13	5	6	2	33%	209	51	64	25	145	25	14	1	1/10	6	45.5	6	56	1/1
10/1	NO	22	4	15	3	36%	407	62	63	23	344	38	28	0	1/5	5	46.0	5	38	2/1
10/8	CLE	17	5	10	2	14%	248	68	91	23	157	43	26	2	2/16	7	47.1	7	70	1/1
10/15	@ BAL	16	6	10	0	33%	292	60	80	22	212	35	19	2	3/18	5	43.2	5	40	2/1
10/22	@ CIN	22	4	14	4	38%	342	71	112	30	230	39	23	0	2/10	8	37.6	5	55	0/0
10/29	DAL	27	10	15	2	43%	414	76	156	38	258	36	24	1	2/12	4	48.3	9	86	0/0
11/13	TB	13	3	9	1	23%	222	57	69	22	153	32	17	2	3/20	6	43.2	9	71	2/2
11/19	STL	8	1	6	1	17%	111	49	31	8	80	34	19	1	7/62	9	46.2	6	40	1/1
11/26	@ WSH	14	10	3	1	27%	253	61	143	37	110	23	11	1	1/8	8	40.0	6	40	3/0
12/4	@ PHI	18	5	12	1	41%	402	67	98	27	304	39	21	0	1/8	7	42.9	8	72	2/0
12/10	NYG	15	7	7	1	22%	307	69	135	35	172	33	17	0	1/0	9	41.0	2	10	3/0
12/17	PIT	20	8	11	1	59%	306	66	159	43	147	20	13	0	3/22	3	44.0	2	10	0/0
12/24	@ ATL	8	2	6	0	30%	177	42	83	19	94	20	9	2	3/15	5	47.2	4	35	0/0
12/31	@ NO	13	6	7	0	40%	297	51	61	17	236	29	20	1	5/18	5	44.8	4	38	4/1
TOTALS		267	96	149	22	32%	4737	990	1737	449	3000	500	291	14	41/265	98	43.8	89	735	22/8

PANTHERS GAME-BY-GAME PARTICIPATION

Player	ATL	@MIN	@TB	NO	CLE	@BAL	@CIN	DAL	TB	STL	@WSH	@PHI	NYG	PIT	@ATL	@NO	TOT
Anderson	P	P	P	P	P	P	SLB	P	P	P	P	P	P	P	P	SLB	16/2
Baker	P	P	P	P	P	P	P	P	P	P	P	P	P	P	P	P	16/0
Basanez	ps	ps	ps	ps	ps	ps	ps	ps	ps	ps	ps	ps	DNP	P	DNP	DNP	1/0
Batiste	X	X	X	X	X	INA	INA	INA	INA	INA	INA	INA	INA	INA	DNP	DNP	0/0
Biddle	ps	ps	ps	ps	ps	ps	ps	ps	ps	ps	INA	INA	P	P	INA	INA	2/0
Branch	P	P	SS	SS	SS	SS	P	P	P	P	P	P	P	P	P	P	16/4
Bridges		INA	RT	RT	RT	RT	RT	RT	RT	RT	RT	RT	RT	RT	RT	RT	14/14
Brown	P	INA	X	X	X	X	X	X	X	X	X	X	X	X	X	X	1/0
Butler	INA	DNP	INA	INA	INA	INA	INA	INA	INA	INA	INA	INA	IR	IR	IR	IR	0/0
Byrum	X	X	X	X	X	X	X	X	X	P	INA	INA	P	P	INA	IR	3/0
Carstens	INA	P	INA	INA	INA	INA	INA	INA	IR	IR	IR	IR	IR	IR	IR	IR	1/0
Carter	WR	WR	P	P	P	P	P	P	P	P	P	P	P	P	INA	INA	14/2
Cassel	IR	IR	IR	X	X	X	X	X	X	X	X	X	X	X	X	X	0/0
Ciurciu	P	P	P	P	P	P	P	P	P	P	P	P	P	P	P	P	16/0
Colbert	P	P	P	WR	P	P	P	WR	WR	P	INA	INA	INA	INA	P	P	12/3
Davis, R.	X	X	X	X	INA	INA	P	X	X	X	X	X	X	X	X	X	1/0
Davis, T	SLB	SLB	SLB	SLB	SLB	SLB	INA	SLB	SLB	SLB	SLB	SLB	SLB	SLB	SLB	INA	14/14

Player	ATL	@MIN	@TB	NO	CLE	@BAL	@CIN	DAL	TB	STL	@WSH	@PHI	NYG	PIT	@ATL	@NO	TOT
Delhomme,	QB	QB	QB	QB	QB	QB	QB	QB	QB	QB	QB	QB	INA	INA	INA	QB	13/13
Diggs	INA	P	P	WLB	WLB	WLB	WLB	WLB	WLB	WLB	P	P	WLB	WLB	WLB	P	15/10
Draft	WLB	WLB	MLB	MLB	MLB	MLB	MLB	MLB	MLB	MLB	MLB	MLB	MLB	MLB	MLB	MLB	16/16
Fordham	P	RT	P	P	P	P	P	P	P	P	P	P	P	P	P	P	16/1
Foster	RB	RB	RB	RB	RB	RB	RB	RB	RB	RB	INA	INA	RB	RB	RB	RB	14/14
Gaines	P	P	P	P	TE	P	TE	P	P	TE	TE	TE	TE	TE	TE	TE	16/9
Gamble	LCB	LCB	LCB	LCB	LCB	LCB	LCB	LCB	LCB	LCB	LCB	LCB	INA	P	P	LCB	15/13
Goings	P	INA	INA	P	P	P	P	P	P	P	P	P	INA	INA	INA	P	11/0
Grisby	X	X	X	X	X	X	X	X	X	X	X	X	X	X	ps	ps	0/0
Gross	RT	LT	LT	LT	LT	LT	LT	LT	LT	LT	LT	LT	LT	LT	LT	LT	16/16
Hangartner	P	C	C	C	C	C	C	C	C	C	C	C	C	C	C	C	16/15
Hankton	P	P	P	P	P	P	P	P	P	P	P	P	P	P	P	P	16/0
Hartwig	C	INA	INA	INA	INA	INA	DNP	P	INA	INA	IR	IR	IR	IR	IR	IR	2/1
Haynes	ps	ps	ps	ps	ps	ps	ps	ps	ps	ps	ps	ps	ps	ps	ps	ps	0/0
Hill, Ef	X	X	X	X	X	X	X	ps	ps	ps	ps	ps	ps	ps	ps	ps	0/0
Hill, Er	X	X	X	X	X	X	X	X	ps	ps	ps	ps	ps	ps	ps	ps	0/0
Hoover	FB	FB	FB	P	P	FB	FB	P	P	FB	FB	FB	FB	FB	FB	FB	16/12
Howard	P	P	P	P	P	P	X	X	X	X	X	X	X	X	X	X	6/0
Jackson	ps	ps	ps	ps	ps	ps	ps	ps	ps	ps	ps	ps	ps	ps	INA	INA	0/0
Jamison	X	X	X	X	X	X	X	X	P	INA	INA	P	P	INA	INA	P	4/0
Jenkins	RDT	RDT	RDT	RDT	RDT	RDT	RDT	RDT	RDT	RDT	RDT	RDT	RDT	RDT	RDT	RDT	16/16
Johnson, K	WR	WR	WR	WR	WR	WR	WR	WR	WR	WR	WR	WR	WR	WR	WR	WR	16/16
Johnson, R	X	X	X	X	X	X	X	ps	X	X	X	X	X	X	X	X	0/0
Kadela	ps	ps	ps	ps	ps	ps	ps	ps	ps	ps	ps	ps	ps	ps	INA	INA	0/0
Kasay	P	P	P	P	P	P	P	P	P	P	P	P	P	P	P	P	16/0
Kemoeatu	LDT	LDT	LDT	LDT	LDT	LDT	LDT	LDT	LDT	LDT	P	P	LDT	LDT	LDT	P	16/13
King	INA	INA	INA	P	P	P	P	INA	P	P	P	P	P	P	P	P	12/0
Kyle	P	P	P	P	P	P	P	P	P	P	P	P	P	P	P	P	16/0
Lewis	P	P	P	P	P	P	P	P	P	P	LDT	LDT	P	P	P	LDT	16/3
Lucas	RCB	RCB	RCB	P	RCB	RCB	RCB	RCB	RCB	INA	DNP	DB (3)	INA	LCB	LCB	DB	13/12
Mangum	P	P	P	TE	TE	TE	P	TE	TE	P	P	P	P	P	INA	P	15/5
Marshall	P	P	P	RCB	P	P	P	P	P	RCB	RCB	RCB	RCB	RCB	RCB	RCB	16/8
Mathis	RG	DNP	RG	RG	RG	RG	RG	RG	RG	RG	RG	RG	RG	RG	RG	RG	15/15
McCadam	P	P	P	P	P	P	P	P	P	P	P	P	P	P	P	P	16/0
McClover	INA	INA	INA	INA	INA	INA	INA	INA	INA	INA	INA	INA	INA	INA	P	P	2/0
McCullum	X	X	X	X	X	X	X	X	X	X	X	X	X	X	ps	ps	0/0
Minter	FS	FS	FS	FS	FS	FS	FS	FS	FS	FS	FS	FS	FS	FS	FS	FS	16/16
Montgomery	INA	RG	DNP	P	DNP	P	INA	INA	DNP	DNP	DNP	DNP	DNP	DNP	LG	LG	6/4
Moorehead	P	P	P	P	P	P	P	P	P	P	P	P	P	P	P	P	16/0
Morgan	MLB	INA	INA	INA	INA	IR	IR	IR	IR	IR	IR	IR	IR	IR	IR	IR	1/1
Morton	X	X	X	X	ps	ps	ps	P	P	P	DB	P	LCB	IR	IR	IR	7/2
Newton	X	X	X	X	X	X	X	X	X	X	X	X	X	X	X	INA	0/0
O'Connor	ps	ps	ps	ps	ps	ps	X	X	X	X	X	X	X	X	X	X	0/0
O'Sullivan	X	X	X	X	X	X	X	X	X	X	X	X	X	X	X	ps	0/0
Parker	ps	ps	ps	ps	X	X	X	X	X	X	X	X	X	X	X	X	0/0
Peppers	LDE	LDE	LDE	LDE	LDE	LDE	LDE	LDE	LDE	LDE	LDE	LDE	LDE	LDE	LDE	LDE	16/16
Peters	IR	IR	IR	IR	IR	IR	IR	IR	IR	IR	IR	IR	IR	IR	IR	IR	0/0
Rucker	RDE	RDE	RDE	RDE	RDE	RDE	RDE	RDE	RDE	RDE	RDE	RDE	RDE	RDE	IR	IR	14/14
Salley	ps	ps	P	P	P	P	INA	INA	INA	INA	INA	INA	P	P	P	P	8/0
Samp	IR	IR	IR	IR	IR	IR	IR	IR	IR	IR	IR	IR	IR	IR	IR	IR	0/0
Seidman	TE	TE	TE	INA	IR	IR	IR	IR	IR	IR	IR	IR	IR	IR	IR	IR	3/3
Seward	P	MLB	WLB	P	P	P	P	P	P	P	P	P	P	P	P	P	16/2
Shelton	INA	P	P	INA	INA	P	P	DNP	INA	INA	P	P	P	P	P	INA	9/0
Sims, Wes	X	X	X	X	X	X	X	X	X	X	X	X	X	X	ps	ps	0/0
Smith	INA	INA	WR	WR	WR	WR	WR	WR	WR	WR	WR	WR	WR	WR	WR	WR	14/14
Strait	X	X	X	X	X	X	X	X	X	X	X	X	X	INA	P	P	2/0
Wahle	LG	LG	LG	LG	LG	LG	LG	LG	LG	LG	LG	LG	LG	DNP	IR	IR	13/13
Wallace	P	P	P	P	P	P	P	P	P	P	P	P	P	P	P	RDE	16/2
Weinke	DNP	DNP	DNP	DNP	DNP	DNP	DNP	DNP	DNP	DNP	DNP	DNP	QB	QB	QB	INA	3/3
Wharton	LT	IR	IR	IR	IR	IR	IR	IR	IR	IR	IR	IR	IR	IR	IR	IR	1/1
Wilder	X	X	X	X	X	X	X	X	X	X	ps	ps	X	X	X	X	0/0
Williams, D	P	P	P	P	P	INA	INA	INA	P	P	RB	RB	P	P	P	P	13/2
Williams, S	SS	SS	INA	INA	INA	INA	SS	SS	SS	SS	SS	SS	SS	SS	SS	SS	12/12
Wusu	X	X	X	X	X	X	ps	ps	ps	ps	X	ps	ps	ps	ps	ps	0/0

POS (START, eg LDE) P (PLAYED) INA (INACTIVE) DNP (DID NOT PLAY)
X (NOT ON ROSTER) ps (PRACTICE SQUAD) IR (INJURED RESERVE)

PANTHERS GAME-BY-GAME OFFENSIVE STARTERS

	WR	LT	LG	C	RG	RT	TE	WR	QB	FB	RB
ATL	Carter	Wharton	Wahle	Hartwig	Mathis	Gross	Seidman	Johnson	Delhomme	Hoover	Foster
@MIN	Carter	Gross	Wahle	Hangartner	Montgomery	Fordham	Seidman	Johnson	Delhomme	Hoover	Foster
@TB	Smith	Gross	Wahle	Hangartner	Mathis	Bridges	Seidman	Johnson	Delhomme	Hoover	Foster
NO	Smith	Gross	Wahle	Hangartner	Mathis	Bridges	Mangum	Johnson	Delhomme	(3WR) Colbert	Foster
CLE	Smith	Gross	Wahle	Hangartner	Mathis	Bridges	Mangum	Johnson	Delhomme	(2TE) Gaines	Foster
@BAL	Smith	Gross	Wahle	Hangartner	Mathis	Bridges	Mangum	Johnson	Delhomme	Hoover	Foster
@CIN	Smith	Gross	Wahle	Hangartner	Mathis	Bridges	Gaines	Johnson	Delhomme	Hoover	Foster
DAL	Smith	Gross	Wahle	Hangartner	Mathis	Bridges	Mangum	Johnson	Delhomme	(3WR) Colbert	Foster
TB	Smith	Gross	Wahle	Hangartner	Mathis	Bridges	Mangum	Johnson	Delhomme	(3WR) Colbert	Foster
STL	Smith	Gross	Wahle	Hangartner	Mathis	Bridges	Gaines	Johnson	Delhomme	Hoover	Foster
@WSH	Smith	Gross	Wahle	Hangartner	Mathis	Bridges	Gaines	Johnson	Delhomme	Hoover	D. Williams
@PHI	Smith	Gross	Wahle	Hangartner	Mathis	Bridges	Gaines	Johnson	Delhomme	Hoover	D. Williams
NYG	Smith	Gross	Wahle	Hangartner	Mathis	Bridges	Gaines	Johnson	Weinke	Hoover	Foster
PIT	Smith	Gross	Montgomery	Hangartner	Mathis	Bridges	Gaines	Johnson	Weinke	Hoover	Foster
@ATL	Smith	Gross	Montgomery	Hangartner	Mathis	Bridges	Gaines	Johnson	Weinke	Hoover	Foster
@NO	Smith	Gross	Montgomery	Hangartner	Mathis	Bridges	Gaines	Johnson	Delhomme	Hoover	Foster

PANTHERS GAME-BY-GAME DEFENSIVE STARTERS

	LE	LT	RT	RE	SLB	MLB	WLB	LCB	RCB	SS	FS
ATL	Peppers	Kemoeatu	Jenkins	Rucker	Davis	Morgan	Draft	Lucas	Gamble	S. Williams	Minter
@MIN	Peppers	Kemoeatu	Jenkins	Rucker	Davis	Seward	Draft	Lucas	Gamble	S. Williams	Minter
@TB	Peppers	Kemoeatu	Jenkins	Rucker	Davis	Draft	Seward	Lucas	Gamble	Branch	Minter
NO	Peppers	Kemoeatu	Jenkins	Rucker	Davis	Draft	Diggs	Marshall	Gamble	Branch	Minter
CLE	Peppers	Kemoeatu	Jenkins	Rucker	Davis	Draft	Diggs	Lucas	Gamble	Branch	Minter
@BAL	Peppers	Kemoeatu	Jenkins	Rucker	Davis	Draft	Diggs	Lucas	Gamble	Branch	Minter
@CIN	Peppers	Kemoeatu	Jenkins	Rucker	Anderson	Draft	Diggs	Lucas	Gamble	S. Williams	Minter
DAL	Peppers	Kemoeatu	Jenkins	Rucker	Davis	Draft	Diggs	Lucas	Gamble	S. Williams	Minter
TB	Peppers	Kemoeatu	Jenkins	Rucker	Davis	Draft	Diggs	Lucas	Gamble	S. Williams	Minter
STL	Peppers	Kemoeatu	Jenkins	Rucker	Davis	Draft	Diggs	Marshall	Gamble	S. Williams	Minter
@WSH	Peppers	Lewis	Jenkins	Rucker	Davis	Draft (5 DB)	Morton	Marshall	Gamble	S. Williams	Minter
@PHI	Peppers	Lewis	Jenkins	Rucker	Davis	Draft (5 DB)	Lucas	Marshall	Gamble	S. Williams	Minter
NYG	Peppers	Kemoeatu	Jenkins	Rucker	Davis	Draft	Diggs	Marshall	Morton	S. Williams	Minter
PIT	Peppers	Kemoeatu	Jenkins	Rucker	Davis	Draft	Diggs	Marshall	Lucas	S. Williams	Minter
@ATL	Peppers	Kemoeatu	Jenkins	Wallace	Davis	Draft	Diggs	Marshall	Lucas	S. Williams	Minter
@NO	Peppers	Lewis	Jenkins	Wallace	Anderson	Draft	(5 DB) Lucas	Marshall	Gamble	S. Williams	Minter

PANTHERS INDIVIDUAL GAME-BY-GAME PASSING

JAKE DELHOMME										CHRIS WEINKE							
		Att	Cmp	Yds	Pct	TD	Int	Long	Rate	Att	Cmp	Yds	Pct	TD	Int	Long	Rate
9/10	ATL	39	21	186	53.8	0	1	25	56.1								
9/17	@ MIN	33	17	181	51.5	0	0	40	67.9								
9/24	@ TB	36	22	272	61.1	1	0	41	93.8								
10/01	NO	29	19	169	65.5	2	0	17	104.0								
10/08	CLE	29	20	170	69.0	1	0	22	95.5								
10/15	@ BAL	39	24	365	61.5	2	2	72	88.1								
10/22	@ CIN	34	20	238	58.8	2	1	36	87.6								
10/29	DAL	31	17	149	54.8	0	1	22	54.4								
11/13	TB	34	22	240	64.7	2	1	43	92.8								
11/19	STL	25	13	191	52.0	1	1	62	73.9								
11/26	@WSH	38	23	168	60.5	1	2	19	57.8								
12/04	@ PHI	37	22	269	59.5	3	2	41	86.4								
12/10	NYG									61	34	423	55.7	1	3	38	62.4
12/17	PIT									28	18	170	64.3	0	1	19	66.1
12/24	@ ATL									7	4	32	57.1	1	0	21	108.3
12/31	@ NO	27	23	207	85.2	2	0	22	123.3								
TOTALS		431	263	2805	61.0	17	11	72	82.6	96	56	625	58.3	2	4	38	67.4

OTHERS: BRETT BASANEZ (12/17 PIT 11-6-56); KEYSHAWN JOHNSON (11/19 STL 1-0-0).

PANTHERS INDIVIDUAL GAME-BY-GAME RECEIVING

		STEVE SMITH					KEYSHAWN JOHNSON					DeANGELO WILLIAMS				
		No	Yds	Avg	Long	TD	No	Yds	Avg	Long	TD	No	Yds	Avg	Long	TD
9/10	ATL						4	40	10.0	18	0	1	8	8.0	8	0
9/17	@ MIN						5	106	21.2	40	0	5	24	4.8	16	0
9/24	@ TB	7	112	16.0	41	0	7	97	13.9	31	1	0	0	0.0	0	0
10/01	NO	10	87	8.7	17	1	6	63	10.5	15	0	1	9	9.0	9	0
10/08	CLE	6	62	10.3	20	0	5	67	13.4	22	1	0	0	0.0	0	0
10/15	@ BAL	8	189	23.6	72	1	5	46	9.2	17	0	INACTIVE/RIGHT ANKLE				
10/22	@ CIN	8	126	15.8	36	0	4	41	10.3	17	0	INACTIVE/RIGHT ANKLE				
10/29	DAL	6	55	9.2	22	0	1	19	19.0	19	0	INACTIVE/RIGHT ANKLE				
11/13	TB	8	149	18.6	43	1	6	37	6.2	9	1	1	11	11.0	11	0
11/19	STL	4	90	22.5	62	1	4	55	13.8	31	0	2	24	12.0	18	0
11/26	@ WSH	5	34	6.8	10	1	6	38	6.3	15	0	3	23	7.7	14	0
12/04	@ PHI	4	54	13.5	38	1	4	65	16.3	27	1	7	101	14.4	41	1
12/10	NYG	5	67	13.4	21	0	5	51	10.2	17	0	4	45	11.3	22	0
12/17	PIT	5	56	11.2	19	0	4	45	11.3	16	0	2	11	5.5	8	0
12/24	@ ATL	0	0	0.0	0	0	1	21	21.0	21	0	1	5	5.0	5	0
12/31	@ NO	7	85	12.1	22	2	3	24	8.0	11	0	6	52	8.7	18	0
TOTALS		83	1166	14.0	72	8	70	815	11.6	40	4	33	313	9.5	41	1

		DeSHAUN FOSTER					DREW CARTER					KRIS MANGUM				
		No	Yds	Avg	Long	TD	No	Yds	Avg	Long	TD	No	Yds	Avg	Long	TD
9/10	ATL	4	20	5.0	10	0	5	62	12.4	25	0	3	24	8.0	12	0
9/17	@ MIN	2	17	8.5	12	0	4	34	8.5	16	0	0	0	0.0	0	0
9/24	@ TB	3	7	2.3	5	0	1	14	14.0	14	0	0	0	0.0	0	0
10/01	NO	1	6	6.0	6	0	1	4	4.0	4	1	0	0	0.0	0	0
10/08	CLE	3	12	4.0	8	0	0	0	0.0	0	0	5	21	4.2	8	0
10/15	@ BAL	2	12	6.0	9	0	4	65	16.3	42	1	1	3	3.0	3	0
10/22	@ CIN	2	20	10.0	14	0	0	0	0.0	0	0	3	11	3.7	9	1
10/29	DAL	4	31	7.8	11	0	0	0	0.0	0	0	1	14	14.0	14	0
11/13	TB	2	9	4.5	5	0	0	0	0.0	0	0	1	10	10.0	10	0
11/19	STL	0	0	0.0	0	0	0	0	0.0	0	0	0	0	0.0	0	0
11/26	@ WSH						3	14	4.7	5	0	1	19	19.0	19	0
12/04	@ PHI						1	5	5.0	5	0	2	23	11.5	16	0
12/10	NYG	2	3	1.5	2	0	8	144	18.0	38	1	4	45	11.3	17	0
12/17	PIT	3	5	1.7	8	0	1	15	15.0	15	0	INACTIVE/HIP				
12/24	@ ATL	1	5	5.0	5	0	INACTIVE/ANKLE					0	0	0.0	0	0
12/31	@ NO	3	12	4.0	8	0	INACTIVE/ANKLE					0	0	0.0	0	0
TOTALS		32	159	5.0	14	0	28	357	12.8	42	3	21	170	8.1	19	1

		BRAD HOOVER					MICHAEL GAINES					NICK GOINGS				
		No	Yds	Avg	Long	TD	No	Yds	Avg	Long	TD	No	Yds	Avg	Long	TD
9/10	ATL	1	0	0.0	0	0	0	0	0.0	0	0	0	0	0.0	0	0
9/17	@ MIN	1	0	0.0	0	0	0	0	0.0	0	0	INACTIVE/THIGH				
9/24	@ TB	2	19	9.5	13	0	1	7	7.0	7	0	INACTIVE/THIGH				
10/01	NO	0	0	0.0	0	0	0	0	0.0	0	0	0	0	0.0	0	0
10/08	CLE	0	0	0.0	0	0	1	8	8.0	8	0	0	0	0.0	0	0
10/15	@ BAL	1	9	9.0	9	0	0	0	0.0	0	0	2	33	16.5	22	0
10/22	@ CIN	2	20	10.0	11	0	0	0	0.0	0	0	1	20	20.0	20	1
10/29	DAL	0	0	0.0	0	0	3	21	7.0	10	0	2	9	4.5	5	0
11/13	TB	3	18	6.0	9	0	1	6	6.0	6	0	0	0	0.0	0	0
11/19	STL	1	-3	-3.0	-3	0	0	0	0.0	0	0	2	25	12.5	23	0
11/26	@ WSH	3	23	7.7	16	0	0	0	0.0	0	0	2	17	8.5	11	0
12/04	@ PHI	2	6	3.0	3	0	1	12	12.0	12	0	1	3	3.0	3	0
12/10	NYG	0	0	0.0	0	0	3	26	8.7	11	0	INACTIVE/SHOULDER				
12/17	PIT	1	8	8.0	8	0	4	54	13.5	19	0	INACTIVE/SHOULDER				
12/24	@ ATL	0	0	0.0	0	0	0	0	0.0	0	0	INACTIVE/SHOULDER				
12/31	@ NO	3	22	7.3	11	0	1	12	12.0	12	0	0	0	0.0	0	0
TOTALS		20	122	6.1	16	0	15	146	9.7	19	0	10	107	10.7	23	1

PANTHERS INDIVIDUAL GAME-BY-GAME RUSHING

		DREW CARTER					CHRIS WEINKE					JAKE DELHOMME				
		No	Yds	Avg	Long	TD	No	Yds	Avg	Long	TD	No	Yds	Avg	Long	TD
9/10	ATL	1	11	11.0	11	0						0	0	0.0	0	0
9/17	@ MIN	1	7	7.0	7	0						0	0	0.0	0	0
9/24	@ TB	0	0	0.0	0	0						2	12	6.0	12	0
10/01	NO	0	0	0.0	0	0						3	-3	-1.0	-1	0
10/08	CLE	0	0	0.0	0	0						1	-1	-1.0	-1	0
10/15	@ BAL	0	0	0.0	0	0						2	-2	-1.0	-1	0
10/22	@ CIN	0	0	0.0	0	0						0	0	0.0	0	0
10/29	DAL	0	0	0.0	0	0						0	0	0.0	0	0
11/13	TB	0	0	0.0	0	0						3	2	0.7	4	0
11/19	STL	0	0	0.0	0	0						3	-3	-1.0	-1	0
11/26	@ WSH	0	0	0.0	0	0						0	0	0.0	0	0
12/04	@ PHI	0	0	0.0	0	0						1	10	10.0	10	0
12/10	NYG	0	0	0.0	0	0	3	16	5.3	13	0					
12/17	PIT	0	0	0.0	0	0	0	0	0.0	0	0					
12/24	@ ATL			INACTIVE/ANKLE			1	0	0.0	0	0					
12/31	@ NO			INACTIVE/ANKLE					INACTIVE/CHEST			3	-3	-1.0	-1	0
TOTALS		2	18	9.0	11	0	4	16	4.0	13	0	18	12	0.7	12	0

OTHERS: KEYSHAWN JOHNSON (9/24 @TB 1-4); BRETT BASANEZ (12/17 PIT 1/2).

PANTHERS INDIVIDUAL GAME-BY-GAME KICKOFF RETURNS

		DeANGELO WILLIAMS					RICHARD MARSHALL					NICK GOINGS				
		No	Yds	Avg	Long	TD	No	Yds	Avg	Long	TD	No	Yds	Avg	Long	TD
9/10	ATL	3	64	21.3	24	0	0	0	0.0	0	0	0	0	0.0	0	0
9/17	@ MIN	4	86	21.5	39	0	0	0	0.0	0	0			INACTIVE/THIGH		
9/24	@ TB	3	70	23.3	29	0	0	0	0.0	0	0			INACTIVE/THIGH		
10/01	NO	3	56	18.7	27	0	0	0	0.0	0	0	0	0	0.0	0	0
10/08	CLE	1	26	26.0	26	0	1	26	26.0	26	0	0	0	0.0	0	0
10/15	@ BAL			INACTIVE/ANKLE			3	68	22.7	26	0	0	0	0.0	0	0
10/22	@ CIN			INACTIVE/ANKLE			4	90	22.5	25	0	0	0	0.0	0	0
10/29	DAL			INACTIVE/ANKLE			6	107	17.8	26	0	0	0	0.0	0	0
11/13	TB	3	54	18.0	25	0	0	0	0.0	0	0	0	0	0.0	0	0
11/19	STL	1	7	7.0	7	0	0	0	0.0	0	0	0	0	0.0	0	0
11/26	@ WSH	0	0	0.0	0	0	0	0	0.0	0	0	3	64	21.3	28	0
12/04	@ PHI	0	0	0.0	0	0	0	0	0.0	0	0	6	154	25.7	33	0
12/10	NYG	4	62	15.5	21	0	0	0	0.0	0	0			INACTIVE/SHOULDER		
12/17	PIT	5	91	18.2	24	0	0	0	0.0	0	0			INACTIVE/SHOULDER		
12/24	@ ATL	1	23	23.0	23	0	0	0	0.0	0	0			INACTIVE/SHOULDER		
12/31	@ NO	4	84	21.0	31	0	0	0	0.0	0	0	0	0	0.0	0	0
TOTALS		32	623	19.5	39	0	14	291	20.8	26	0	9	218	24.2	33	0

		BRAD HOOVER					MICHAEL GAINES					STEVE SMITH				
		No	Yds	Avg	Long	TD	No	Yds	Avg	Long	TD	No	Yds	Avg	Long	TD
9/10	ATL	0	0	0.0	0	0	0	0	0.0	0	0			INACTIVE/THIGH		
9/17	@ MIN	0	0	0.0	0	0	0	0	0.0	0	0			INACTIVE/THIGH		
9/24	@ TB	1	12	12.0	12	0	0	0	0.0	0	0	0	0	0.0	0	0
10/01	NO	0	0	0.0	0	0	0	0	0.0	0	0	0	0	0.0	0	0
10/08	CLE	0	0	0.0	0	0	0	0	0.0	0	0	1	-4	-4.0	-4	0
10/15	@ BAL	0	0	0.0	0	0	1	15	15.0	15	0	0	0	0.0	0	0
10/22	@ CIN	0	0	0.0	0	0	0	0	0.0	0	0	0	0	0.0	0	0
10/29	DAL	1	4	4.0	4	0	0	0	0.0	0	0	0	0	0.0	0	0
11/13	TB	0	0	0.0	0	0	0	0	0.0	0	0	0	0	0.0	0	0
11/19	STL	0	0	0.0	0	0	0	0	0.0	0	0	1	3	3.0	3	0
11/26	@ WSH	0	0	0.0	0	0	1	17	17.0	17	0	0	0	0.0	0	0
12/04	@ PHI	0	0	0.0	0	0	0	0	0.0	0	0	0	0	0.0	0	0
12/10	NYG	0	0	0.0	0	0	0	0	0.0	0	0	0	0	0.0	0	0
12/17	PIT	1	21	21.0	21	0	0	0	0.0	0	0	0	0	0.0	0	0
12/24	@ ATL	0	0	0.0	0	0	0	0	0.0	0	0	0	0	0.0	0	0
12/31	@ NO	0	0	0.0	0	0	0	0	0.0	0	0	0	0	0.0	0	0
TOTALS		3	37	12.3	21	0	2	32	16.0	17	0	2	-1	-0.5	3	0

PANTHERS INDIVIDUAL GAME-BY-GAME PUNT RETURNS

CHRIS GAMBLE

STEVE SMITH

TAYE BIDDLE

		No	Yds	Avg	Long	TD	No	Yds	Avg	Long	TD	No	Yds	Avg	Long	TD
9/10	ATL	3	13	4.3	7	0										
9/17	@ MIN	3	18	6.0	24	0										
9/24	@ TB	4	30	7.5	13	0										
10/01	NO	2	3	1.5	3	0										
10/08	CLE	3	19	6.3	12	0										
10/15	@ BAL	3	8	2.7	6	0										
10/22	@ CIN	2	15	7.5	8	0										
10/29	DAL	1	6	6.0	6	0	2	16	8.0	16	0					
11/13	TB	3	20	6.7	8	0	1	0	0.0	0	0					
11/19	STL	3	13	4.3	9	0	1	-2	-2.0	-2	0					
11/26	@ WSH	3	16	5.3	10	0	1	0	0.0	0	0					
12/04	@ PHI	2	8	4.0	6	0	1	5	5.0	5	0					
12/10	NYG						3	11	3.7	9	0	0	0	0.0	0	0
12/17	PIT	0	0	0.0	0	0	0	0	0.0	0	0	2	11	5.5	11	0
12/24	@ ATL	2	5	2.5	5	0	0	0	0.0	0	0					
12/31	@ NO	2	11	5.5	11	0	0	0	0.0	0	0					
TOTALS		36	185	5.1	13	24	0	9	30	3.3	16	2	11	5.5	11	0

RICHARD MARSHALL

		No	Yds	Avg	Long	TD
9/10	ATL	0	0	0.0	0	0
9/17	@ MIN	0	0	0.0	0	0
9/24	@ TB	0	0	0.0	0	0
10/01	NO	0	0	0.0	0	0
10/08	CLE	2	-1	-0.5	0	0
10/15	@ BAL	0	0	0.0	0	0
10/22	@ CIN	0	0	0.0	0	0
10/29	DAL	0	0	0.0	0	0
11/13	TB	0	0	0.0	0	0
11/19	STL	0	0	0.0	0	0
11/26	@ WSH	0	0	0.0	0	0
12/04	@ PHI	0	0	0.0	0	0
12/10	NYG	0	0	0.0	0	0
12/17	PIT	0	0	0.0	0	0
12/24	@ ATL	0	0	0.0	0	0
12/31	@ NO	0	0	0.0	0	0
TOTALS		2	-1	-0.5	0	0



WEATHER: Partly Cloudy, 86°, Wind NE 5-8 - **ATTENDANCE:** 70,036 - **TIME:** 3:09

Atlanta running backs Warrick Dunn and Jerious Norwood combined with quarterback Michael Vick to help the Falcons amass 252 yards rushing en route to a 20-6 victory over the Panthers. The 252 yards on the ground were the second-most ever surrendered by the Panthers defense, behind the 337 yards at St. Louis (11/11/01). Dunn was the leading rusher for the Falcons with 132 yards as Atlanta maintained time of possession for 36:28. - Vick threw two touchdowns and finished with a 96.8 passer rating and wide receiver Michael Jenkins led all Falcons receivers with three catches for 77 yards and a touchdown. - Carolina was able to convert only two-of-12 third down opportunities against the Falcons as the only Panther points came on field goals of 54 and 46 yards by John Kasay. - Carolina wide receiver Drew Carter started for an injured Steve Smith and finished the game with five catches for 62 yards in his first career start. - Defensive end Julius Peppers' block of a 50-yard Michael Koenen field goal in the second quarter made him the Panthers all-time leader in blocked kicks with four, ending a tie with defensive tackle Kris Jenkins. - Punter Jason Baker averaged a career-high 51.5 yards on six punts. - Safety Shaun Williams led the team with 12 tackles.

OFFICIALS

Referee — Bill Carollo (63) **Umpire** — Bill Schuster (129) **Head Linesman** — John Schleyer (21) **Line Judge** — Byron Boston (18)
Field Judge — Eddy Powers (38) **Side Judge** — James Coleman (95) **Back Judge** — Bob Waggoner (25) **Replay** — Bob Boylston

STARTING LINEUPS

Atlanta Falcons

Offense		Defense	
WR 84	R.White	RE 55	J.Abraham
LT 72	W.Gandy	NT 90	G.Jackson
LG 61	M.Lehr	UT 75	R.Coleman
C 62	T.McClure	LE 97	P.Kerney
RG 65	K.Forney	BLB 59	M.Boley
RT 74	T.Weiner	MLB 56	K.Brooking
TE 83	A.Crumpler	WLB 51	D.Williams
WR 12	M.Jenkins	LCB 21	D.Hall
QB 7	M.Vick	RCB 27	J.Webster
FB 33	J.Griffith	SS 36	L.Milloy
RB 28	W.Dunn	FS 25	C.Crocker

Carolina Panthers

Offense		Defense	
WR 18	D.Carter	LDE 90	J.Peppers
LT 70	T.Wharton	LDT 99	M.Kemoesatu
LG 68	M.Wahle	RDT 77	K.Jenkins
C 75	J.Hartwig	RDE 93	M.Rucker
RG 71	E.Malthis	SLB 58	T.Davis
RT 69	J.Gross	MLB 55	D.Morgan
TE 82	M.Seidman	WLB 52	C.Draft
WR 19	K.Johnson	LCB 20	C.Gamble
QB 17	J.Delhomme	RCB 21	K.Lucas
FB 45	B.Hoover	SS 36	S.Williams
RB 26	D.Foster	FS 30	M.Minter

CAROLINA SUBSTITUTIONS: K 4 J.Kasay, P 7 J.Baker, CB 23 R.Howard, S 25 K.McCadam, S 28 C.Branch, CB 31 R.Marshall, RB 34 D.Williams, RB 37 N.Goings, LB 50 J.Anderson, LB 54 V.Ciurciu, LB 56 J.Kyle, LB 59 A.Seward, C 63 G.Hangartner, T 78 T.Fordham, WR 83 K.Colbert, TE 84 M.Gaines, TE 86 K.Mangum, WR 88 K.Hankton, DT 92 D.Lewis, DT 94 K.Moorehead, DE 96 A.Wallace, DT 97 T.Brown. **DID NOT PLAY:** QB 16 C. Weinke. **INACTIVE:** RB 32 E.Shelton, LB 53 N.Diggs, C 66 W.Montgomery, DT 67 J.Carstens, DE 74 S.McClover, T 79 R.Butler, TE 87 J.King, WR 89 S.Smith.

		1	2	3	4	OT	TOTAL	FIELD GOALS (made() & missed)
VISITOR	Atlanta Falcons	3	10	7	0	0	20	M. Koenen 50WR (25) (32) 50B
HOME	Carolina Panthers	3	0	3	0	0	6	J. Kasay (54) (46)

Team	Qtr	Clock Time	PLAY DESCRIPTION (Extra Point) (Drive Info)	SCORE Visitor Home
PANTHERS	1	6:59	J. Kasay 54 yd. Field Goal (8-24, 3:16)	0 3
FALCONS	1	1:21	M. Koenen 25 yd. Field Goal (12-69, 5:38)	3 3
FALCONS	2	9:14	M. Koenen 32 yd. Field Goal (10-70, 4:11)	6 3
FALCONS	2	0:28	M. Jenkins 34 yd. pass from M. Vick (M. Koenen kick) (6-80, 2:36)	13 3
PANTHERS	3	8:04	J. Kasay 46 yd. Field Goal (5-18, 0:58)	13 6
FALCONS	3	0:35	A. Crumpler 1 yd. pass from M. Vick (M. Koenen kick) (6-50, 3:46)	20 6

FINAL INDIVIDUAL STATISTICS

Atlanta Falcons

Carolina Panthers

RUSHING						RUSHING					
	ATT	YDS	AVG	LG	TD		ATT	YDS	AVG	LG	TD
W. Dunn	29	132	4.6	25	0	D. Foster	15	54	3.6	10	0
J. Norwood	10	66	6.6	16	0	D. Carter	1	11	11.0	11	0
M. Vick	7	48	6.9	24	0						
J. Griffith	1	6	6.0	6	0						
Total	47	252	5.4	25	0	Total	16	65	4.1	11	0

PASSING						PASSING											
	ATT	CMP	YDS	SK/YD	TD	Rtg.		ATT	CMP	YDS	SK/YD	TD	Rtg.				
M. Vick	22	10	140	1/7	2	34	0	96.8	J. Delhomme	39	21	186	4/36	0	25	1	55.1
Total	22	10	140	1/7	2	34	0	96.8	Total	39	21	186	4/36	0	25	1	56.1

PASS RECEIVING						PASS RECEIVING					
	NO	YDS	AVG	LG	TD		NO	YDS	AVG	LG	TD
M. Jenkins	3	77	25.7	34	1	D. Carter	5	62	12.4	25	0
A. Crumpler	3	27	9.0	16	1	K. Johnson	4	40	10.0	18	0
J. Griffith	1	16	16.0	16	0	D. Foster	4	20	5.0	10	0
W. Dunn	1	10	10.0	10	0	K. Colbert	3	32	10.7	12	0
A. Lelle	1	5	5.0	5	0	K. Mangum	3	24	8.0	12	0
R. White	1	5	5.0	5	0	D. Williams	1	8	8.0	6	0
						B. Hoover	1	0	0.0	0	0
Total	10	140	14.0	34	2	Total	21	186	8.9	25	0

INTERCEPTIONS						INTERCEPTIONS					
	NO	YDS	AVG	LG	TD		NO	YDS	AVG	LG	TD
J. Webster	1	-5	-5.0	-5	0						
Total	1	-5	-5.0	-5	0	Total	0	0	0	0	0

PUNTING						PUNTING							
	NO	YDS	AVG	TB	IN20	LG		NO	YDS	AVG	TB	IN20	LG
M. Koenen	4	167	41.8	0	1	51	J. Baker	6	309	51.5	2	2	58
Total	4	167	41.8	0	1	51	Total	6	309	51.5	2	2	58

PUNT RETURNS						PUNT RETURNS							
	NO	YDS	AVG	FC	LG	TD		NO	YDS	AVG	FC	LG	TD
A. Rossom	3	29	9.7	0	13	0	C. Gamble	3	13	4.3	0	7	0
[DOWNED]	1	0	0.0	0	0	0	[OUT OF BOUNDS]	1	0	0.0	0	0	0
[TOUCHBACK]	2	0	0.0	0	0	0	Returns	3	13	4.3	0	7	0
Returns	3	29	9.7	0	13	0							

KICKOFF RETURNS						KICKOFF RETURNS							
	NO	YDS	AVG	FC	LG	TD		NO	YDS	AVG	FC	LG	TD
A. Rossom	3	87	29.0	0	38	0	D. Williams	3	64	21.3	0	24	0
Returns	3	87	29.0	0	38	0	[TOUCHBACK]	2	0	0.0	0	0	0
							Returns	3	64	21.3	0	24	0

Atlanta Falcons						Carolina Panthers										
Fumbles	Own	Opp.	Out	Fumbles	Own	Opp.	Out									
	Fum Rec.	Yds	TD	FF Rec.	Yds	TD	Bnds									
J. Griffith	1	0	0	0	0	0	0	J. Delhomme	2	0	0	0	0	0	0	0
A. Crumpler	1	0	0	0	0	0	0	D. Foster	1	1	0	0	0	0	0	0
J. Abraham	0	0	0	2	0	0	0	J. Gross	0	1	0	0	0	0	0	0
K. Mathis	0	0	0	1	0	0	0	T. Davis	0	0	0	1	0	0	0	0
C. Davis	0	0	0	1	0	0	0	Total	3	2	0	1	0	0	0	0
Total	1	0	0	3	1	0	0									

FINAL TEAM STATISTICS

	VISITOR FALCONS	HOME PANTHERS	VISITOR FALCONS	HOME PANTHERS
TOTAL FIRST DOWNS	24	15	FGs - PATs Had Blocked	1-0
By Rushing	14	4	Net punting average	38.5
By Passing	8	10	TOTAL RETURN YARDAGE (Not Including Kickoffs)	24
By Penalty	2	1	No. and Yards Punt Returns	3-29
THIRD DOWN EFFICIENCY	4-13-31%	2-12-17%	No. and Yards Kickoff Returns	3-87
FOURTH DOWN EFFICIENCY	0-1-0%	0-2-0%	No. and Yards Interception Returns	1-5
TOTAL NET YARDS	365	215	PENALTIES Number and Yards	2-20
Total Offensive Plays (inc. times thrown passing)	70	59	FUMBLES Number and Lost	1-0
Average gain per offensive play	5.5	3.6	TOUCHDOWNS	2
NET YARDS RUSHING	252	65	Rushing	0
Total Rushing Plays	47	16	Passing	2
Average gain per rushing play	5.4	4.1	EXTRA POINTS Made-Attempts	2-2
Tackles for a loss - number and yards	5-13	1-4	Kicking Made-Attempts	2-2
NET YARDS PASSING	133	150	FIELD GOALS Made-Attempts	2-4
Times thrown - yards lost attempting to pass	1-7	4-36	RED ZONE EFFICIENCY	1-3-33%
Gross yards passing	140	186	GOAL TO GO EFFICIENCY	1-2-50%
PASS ATTEMPTS-COMPLETIONS-HAD INTERCEPTED	22-10-0	39-21-1	SAFETIES	0
Average gain per pass play (inc. # thrown passing)	5.8	3.5	FINAL SCORE	20
KICKOFFS Number-In End Zone-Touchbacks	5-3-2	3-2-0	TIME OF POSSESSION	36:28
PUNTS Number and Average	4-41.8	6-51.5		
Had Blocked	0	0		

DEFENSIVE STATISTICS (Based on coaches' film review)

Player	TT	S	A	S-yds	I-yds	PD	FF	FR	Player	TT	S	A	S-yds	I-yds	PD	FF	FR
S. Williams	12	7	5	0	0	0	0	0	C. Drift	3	3	0	0	0	0	0	0
C. Gamble	8	6	2	0	0	0	0	0	M. Kemoeatu	3	2	1	0	0	0	0	0
K. Lucas	7	6	1	0	0	0	0	0	D. Lewis	3	1	2	1-7	0	0	0	0
T. Davis	6	4	2	0	0	0	1	0	R. Marshall	2	2	0	0	0	0	0	0
M. Minter	6	4	2	0	0	0	0	0	K. Moorehead	2	1	1	0	0	0	0	0
A. Seward	5	4	1	0	0	0	0	0	D. Morgan	2	0	2	0	0	1	0	0
J. Peppers	4	3	1	0	0	1	0	0	J. Anderson	1	0	1	0	0	0	0	0
M. Rucker	4	3	1	0	0	1	0	0	A. Wallace	1	0	1	0	0	0	0	0
K. Jenkins	4	2	2	0	0	0	0	0	Team Totals	73	49	24	1-7	0	3	2	0



WEATHER: Played Indoors on Artificial Turf - **ATTENDANCE:** 63,623 - **TIME:** 3:29

Minnesota kicker Ryan Longwell converted a 19-yard field goal attempt in overtime to give the Vikings a 16-13 victory over the Panthers. The Vikings were able to send the game to overtime after Longwell threw a 16-yard touchdown pass to Richard Owens on a fake field goal to tie the score at 13 with 7:48 left in the fourth quarter. - Vikings running back Chester Taylor rushed for 113 yards on 24 carries and receiver Troy Williamson notched six receptions for 102 yards as Minnesota out-gained Carolina 365 yards to 271 yards. - Minnesota converted only two-of-15 third down attempts, but was three-of-three on fourth down attempts. - Minnesota's defense held the Panthers to only three-of-14 third down conversions and forced nine punts. - Carolina defensive end Julius Peppers' three-sack performance allowed him to move into second place on the Panthers all-time career sack list with 43.5. It was Peppers' fifth three-sack game of his career, as he combined with the rest of the defensive line to victimize Brad Johnson for six total sacks. - Peppers block of a 51-yard Longwell field goal in the third quarter marked his second consecutive game with a blocked field goal and set a Panthers single-season record for most blocked kicks in a season. It also increased his career total to five, establishing a team all-time record. - Rookie running back DeAngelo Williams recorded his first NFL rushing attempt and finished the game with 74 yards and a touchdown on 13 carries. - Wide receiver Keyshawn Johnson moved into 18th place all-time in League history with 753 career receptions, surpassing Michael Irvin and Charlie Joiner. He led the Panthers with 106 receiving yards on five receptions including a 40 yard catch that helped set up Carolina's only touchdown of the day. The effort marked his 24th career 100-yard receiving game.

OFFICIALS

Referee — Bill Leavy (127) **Umpire** — Richard Hall (49) **Head Linesman** — Gary Slaughter (30) **Line Judge** — Darryl Lewis (130)
Field Judge — Rob Vernatchi (75) **Side Judge** — Mike Weatherford (116) **Back Judge** — Kirk Dornan (6) **Replay** — Jim Lapetina

STARTING LINEUPS

Carolina Panthers

Offense		Defense	
WR 18	D. Carter	LDE 90	J. Peppers
LT 69	J. Gross	LDT 99	M. Kemoeatu
LG 68	M. Wahle	RDT 77	K. Jenkins
C 63	G. Hangartner	RDE 93	M. Rucker
RG 66	W. Montgomery	SLB 58	T. Davis
RT 78	T. Fordham	MLB 59	A. Seward
TE 82	M. Seidman	WLB 52	C. Draft
IWR 19	K. Johnson	LCB 20	C. Gamble
QB 17	J. Delhomme	RCB 21	K. Lucas
FB 45	B. Hoover	SS 36	S. Williams
RB 26	D. Foster	FS 30	M. Minter

Minnesota Vikings

Offense		Defense	
WR 82	T. Williamson	LE 95	K. Udeze
LT 74	B. McKinnie	UT 93	K. Williams
LG 76	S. Hutchinson	NT 94	P. Williams
C 78	M. Birk	RE 99	E. James
RG 79	A. Hicks	SLB 51	B. Leber
RT 72	M. Johnson	MLB 58	N. Harris
TE 40	J. Kleinsasser	WLB 56	E. Henderson
WR 89	T. Taylor	LCB 26	A. Winfield
QB 14	B. Johnson	RCB 21	F. Smoot
RB 29	C. Taylor	SS 42	D. Sharper
FB 49	T. Richardson	FS 24	D. Smith

CAROLINA SUBSTITUTIONS: K 4 J.Kasay, P 7 J.Baker, CB 23 R.Howard, S 25 K.McCadam, S 28 C.Branch, CB 31 R.Marshall, RB 32 E.Shelton, RB 34 D.Williams, LB 50 J.Anderson, LB 53 N.Diggs, LB 54 V.Ciurciu, LB 56 J.Kyle, DT 67 J.Carstens, WR 83 K.Colbert, TE 84 M.Gaines, TE 86 K.Mangum, WR 88 K.Hankton, DT 92 D.Lewis, DT 94 K.Moorehead, DE 96 A.Wallace. **DID NOT PLAY:** QB 16 C.Weinke, G 71 E.Mathis, T 79 R.Butler. **INACTIVE:** RB 37 N.Goings, LB 55 D.Morgan, T 73 J.Bridges, DE 74 S.McClover, C 75 J.Hartwig, TE 87 J.King, WR 89 S.Smith, DT 97 T.Brown.

	1	2	3	4	OT	TOTAL	FIELD GOALS (made() & missed)
VISITOR Carolina Panthers	0	10	3	0	0	13	J. Kasay (25) (26)
HOME Minnesota Vikings	3	3	0	7	3	16	R. Longwell (26) (22) 51B (19)

Team	Qtr	Clock Time	PLAY DESCRIPTION (Extra Point) (Drive Info)	SCORE
				Visitor Home
VIKINGS	1	8:28	R. Longwell 26 yd. Field Goal (11-63, 6:32)	0 3
PANTHERS	2	12:12	J. Kasay 25 yd. Field Goal (7-62, 3:04)	3 3
VIKINGS	2	5:25	R. Longwell 22 yd. Field Goal (8-49, 3:53)	3 6
PANTHERS	2	0:17	D. Williams 3 yd. run (J. Kasay kick) (12-85, 5:08)	10 6
PANTHERS	3	2:51	J. Kasay 26 yd. Field Goal (8-52, 4:09)	13 6
VIKINGS	4	7:48	R. Owens 16 yd. pass from R. Longwell (R. Longwell kick) (4-21, 2:02)	13 13
VIKINGS	5	7:25	R. Longwell 19 yd. Field Goal (10-78, 5:40)	13 16

FINAL INDIVIDUAL STATISTICS

Carolina Panthers

Minnesota Vikings

RUSHING								RUSHING																																																													
	ATT	YDS	AVG	LG	TD				ATT	YDS	AVG	LG	TD																																																								
D. Williams	13	74	5.7	23	1	C. Taylor	24	113	4.7	33	0			D. Foster	13	26	2.0	5	0	M. Moore	1	11	11.0	11	0			D. Carter	1	7	7.0	7	0	T. Richardson	4	10	2.5	3	0																														
Total	27	107	4.0	23	1	Total	33	140	4.2	33	0																																																										
PASS RECEIVING								PASS RECEIVING																																																													
	NO	YDS	AVG	LG	TD				NO	YDS	AVG	LG	TD																																																								
K. Johnson	5	106	21.2	40	0	T. Williamson	6	102	17.0	30	0			D. Williams	5	24	4.8	16	0	T. Taylor	3	65	21.7	36	0			D. Carter	4	34	8.5	16	0	C. Taylor	3	15	5.0	9	0			D. Foster	2	17	8.5	12	0	M. Moore	3	13	4.3	8	0			B. Hoover	1	0	0.0	0	0	J. Wiggins	2	24	12.0	12	0		
Total	17	181	10.6	40	0	Total	20	259	13.0	36	1																																																										
INTERCEPTIONS								INTERCEPTIONS																																																													
	NO	YDS	AVG	LG	TD				NO	YDS	AVG	LG	TD																																																								
K. Lucas	1	13	13.0	13	0				0	0	0.0	0	0																																																								
Total	1	13	13.0	13	0	Total	0	0	0.0	0	0																																																										
PUNTING								PUNTING																																																													
	NO	YDS	AVG	TB	IN20	LG			NO	YDS	AVG	TB	IN20	LG																																																							
J. Baker	9	386	42.9	1	3	57		C. Kluwe	7	324	46.3	1	3	53																																																							
Total	9	386	42.9	1	3	57		Total	7	324	46.3	1	3	53																																																							
PUNT RETURNS								PUNT RETURNS																																																													
	NO	YDS	AVG	FC	LG	TD			NO	YDS	AVG	FC	LG	TD																																																							
C. Gamble	3	18	6.0	2	24	0		M. Moore	6	22	3.7	1	11	0																																																							
[DOWNED]	1	0	0.0	0	0	0		[DOWNED]	1	0	0.0	0	0	0																																																							
[TOUCHBACK]	1	0	0.0	0	0	0		[TOUCHBACK]	1	0	0.0	0	0	0																																																							
Returns	3	18	6.0	2	24	0		Returns	6	22	3.7	1	11	0																																																							
KICKOFF RETURNS								KICKOFF RETURNS																																																													
	NO	YDS	AVG	FC	LG	TD			NO	YDS	AVG	FC	LG	TD																																																							
D. Williams	4	86	21.5	0	39	0		T. Williamson	3	75	25.0	0	29	0																																																							
[TOUCHBACK]	1	0	0.0	0	0	0		M. Moore	1	25	25.0	0	25	0																																																							
Returns	4	86	21.5	0	39	0		Returns	4	100	25.0	0	29	0																																																							
Carolina Panthers Own FUMBLES								Minnesota Vikings Own FUMBLES																																																													
	Fum	Rec.	Yds	TD	FF	Rec.	Yds	TD	FF	Rec.	Yds	TD	FF	Rec.	Yds	TD	FF																																																				
C. Gamble	1	0	0	0	0	0	0	0	0	0	0	0	0	0	0	0	0																																																				
Total	1	0	0	0	0	0	0	0	0	0	0	0	0	1	0	0	0																																																				

FINAL TEAM STATISTICS

	VISITOR				HOME				VISITOR				HOME			
	PANTHERS				VIKINGS				PANTHERS				VIKINGS			
TOTAL FIRST DOWNS	14				17				FGs - PATs Had Blocked				0-0			
By Rushing	4				6				Net punting average				38.2			
By Passing	9				10				TOTAL RETURN YARDAGE (Not Including Kickoffs)				31			
By Penalty	1				1				No. and Yards Punt Returns				3-18			
THIRD DOWN EFFICIENCY	3-14-21%				2-15-13%				No. and Yards Kickoff Returns				4-86			
FOURTH DOWN EFFICIENCY	0-0-0%				3-3-100%				No. and Yards Interception Returns				1-13			
TOTAL NET YARDS	271				365				PENALTIES Number and Yards				6-32			
Total Offensive Plays (inc. times thrown passing)	62				70				FUMBLES Number and Lost				1-1			
Average gain per offensive play	4.4				5.2				TOUCHDOWNS				1			
NET YARDS RUSHING	107				140				Rushing				1			
Total Rushing Plays	27				33				Passing				0			
Average gain per rushing play	4.0				4.2				EXTRA POINTS Made-Attempts				1-1			
Tackles for a loss - number and yards	5-11				2-3				Kicking Made-Attempts				1-1			
NET YARDS PASSING	164				225				FIELD GOALS Made-Attempts				2-2			
Times Thrown - yards lost attempting to pass	2-17				5-34				RED ZONE EFFICIENCY				1-3-33%			
Gross yards passing	181				259				GOAL TO GO EFFICIENCY				1-2-50%			
PASS ATTEMPTS-COMPLETIONS-HAD INTERCEPTED	33-17-0				32-20-1				SAFETIES				0			
Average gain per pass play (inc. # thrown passing)	4.7				6.1				FINAL SCORE				13			
KICKOFFS Number-In End Zone-Touchbacks	4-1-0				5-2-1				TIME OF POSSESSION				29:55			
PUNTS Number and Average	9-42.9				7-46.3											
Had Blocked	0				0											

DEFENSIVE STATISTICS (based on coaches' film review)

Player	VISITOR							HOME									
	PANTHERS							VIKINGS									
	TT	S	A	S-yds	I-yds	PD	FF	FR		TT	S	A	S-yds	I-yds	PD	FF	FR
S. Williams	12	8	4	0	0	1	0	0	A. Seward	3	3	0	0	0	0	0	0
J. Peppers	9	8	1	3-26	0	1	0	0	D. Lewis	3	2	1	1-2	0	0	0	0
C. Gamble	8	7	1	0	0	0	0	0	M. Kemoatu	2	1	1	0	0	0	0	0
M. Minter	8	6	2	0	0	0	0	0	K. Lucas	2	1	1	0	1-13	0	0	0
T. Davis	6	3	3	0	0	0	0	0	J. Carstens	2	2	0	0	0	0	0	0
K. Jenkins	5	4	1	1-6	0	0	0	0	V. Clurich	2	1	1	0	0	0	0	0
C. Draft	4	2	2	0	0	0	0	0	C. Branch	1	1	0	0	0	0	0	0
R. Marshall	4	4	0	0	0	0	0	0	Total	74	55	19	5-34	1-13	2	0	0
M. Rucker	3	2	1	0	0	0	0	0									



WEATHER: Mostly Sunny, 89°. **Wind** E 3 mph - **ATTENDANCE:** 65,423 - **TIME:** 3:02

Carolina kicker John Kasay converted a game-winning 46-yard field goal with two seconds remaining in the contest to lift the Panthers to a 26-24 victory over Tampa Bay. - The field goal capped a performance in which Kasay connected on all four of his field goal attempts, scoring from 51, 50, 49 and 46 yards, to establish an NFL single-game record with four field goals from 46 yards or longer. - After missing all four pre-season contests and the first two regular season games with hamstring injuries, wide receiver Steve Smith returned to post seven catches for 112 yards, the 18th 100-yard receiving game of his career, including the playoffs. - Wide receiver Keyshawn Johnson notched seven catches for 97 yards and a touchdown and also scored a rushing touchdown on a 4-yard reverse in the second quarter. - Cornerback Chris Gamble's interception of Tampa Bay quarterback Chris Simms on the second play of the game set up the Panthers first touchdown and tied him with Doug Evans for third all-time in team history with 14 interceptions. His 11-yard interception return increased his career total to 183 yards and enabled him to move into third all-time in team history for the most interception return yards, surpassing Jimmy Hitchcock's 181 yards. - Carolina outgained Tampa Bay 350 yards to 209 yards, but three turnovers by the Panthers led to 17 points by the Buccaneers. Tampa Bay, who trailed 17-0 in the second quarter, used the turnovers to mount a comeback and take the lead 24-23 on a 28-yard field goal by Matt Bryant with 5:01 remaining in the game. - The Panthers held the ball for 34:23 compared to Tampa Bay's 25:37, almost a full nine minute advantage.

OFFICIALS

Referee — Tony Corrente (99) **Umpire** — Steve Wilson (29) **Head Linesman** — John McGrath (120) **Line Judge** — Ron Blum (7)
Field Judge — Craig Wroldstad (89) **Side Judge** — Doug Toole (4) **Back Judge** — Don Carey (126) **Replay** — Bob Mantooth

STARTING LINEUPS

Carolina Panthers

Offense		Defense	
WR 89	S. Smith	LDE 90	J. Peppers
LT 69	J. Gross	LDT 99	M. Kernoealu
LG 68	M. Wahle	RDT 77	K. Jenkins
C 63	G. Hangartner	RDE 93	M. Rucker
RG 71	E. Mathis	SLB 58	T. Davis
RT 73	J. Bridges	MLB 52	C. Draft
TE 82	M. Seidman	WLB 59	A. Seward
WR 19	K. Johnson	LCB 20	C. Gamble
QB 17	J. Delhomme	RCB 21	K. Lucas
FB 45	B. Hoover	SS 28	C. Branch
RB 26	D. Foster	FS 30	M. Minter

Tampa Bay Buccaneers

Offense		Defense	
WR 84	J. Galloway	LDE 94	G. Spires
LT 69	A. Davis	LDT 95	C. Hovan
LG 72	D. Buening	RDT 92	A. McFarland
C 76	J. Wade	RDE 97	S. Rice
RG 79	S. Mahan	OLB 53	S. Quarles
RT 67	K. Walker	MLB 51	B. Ruud
TE 88	A. Becht	OLB 55	D. Brooks
WR 80	M. Clayton	LCB 21	J. Bolden
QB 2	C. Simms	RCB 20	R. Barber
RB 24	C. Williams	SS 23	J. Phillips
FB 40	M. Alstott	FS 26	W. Allen

CAROLINA SUBSTITUTIONS: K 4 J.Kasay, P 7 J.Baker, WR 18 D.Carter, CB 23 R.Howard, S 25 K.McCadam, CB 31 R.Marshall, RB 32 E.Shelton, S 33 N.Salley, RB 34 D.Williams, LB 50 J.Anderson, LB 53 N.Diggs, LB 54 V.Ciurciu, LB 56 J.Kyle, T 78 T.Fordham, WR 83 K.Colbert, TE 84 M.Gaines, TE 86 K.Mangum, WR 88 K.Hankton, DT 92 D.Lewis, DT 94 K.Moorehead, DE 96 A.Wallace. **DID NOT PLAY:** QB 16 C. Weinke, C 66 W.Montgomery. **INACTIVE:** S 36 S.Williams, RB 37 N.Goings, LB 55 D.Morgan, DT 67 J.Carstens, DE 74 S.McClove, C 75 J.Hartwig, T 79 R.Butler, TE 87 J.King.

	1	2	3	4	OT	TOTAL	FIELD GOALS (made() & missed)
VISITOR Carolina Panthers	10	10	3	3	0	26	J. Kasay (51) (50) (49) (46)
HOME Tampa Bay Buccaneers	0	7	14	3	0	24	M. Bryant (28)

Team	Qtr	Clock Time	PLAY DESCRIPTION (Extra Point) (Drive Info)	SCORE Visitor Home
PANTHERS	1	14:01	K.Johnson 31 yd. pass from J.Delhomme (J.Kasay kick) (1-31, 0:09)	7 0
PANTHERS	1	1:31	J.Kasay 51 yd. Field Goal (8-21, 4:40)	10 0
PANTHERS	2	12:41	K.Johnson 4 yd. run (J.Kasay kick) (5-59, 3:00)	17 0
BUCCANEERS	2	6:57	J.Galloway 8 yd. pass from C.Simms (M.Bryant kick) (10-82, 5:44)	17 7
PANTHERS	2	0:50	J.Kasay 50 yd. Field Goal (4-8, 0:53)	20 7
BUCCANEERS	3	12:46	C.Williams 4 yd. run (M.Bryant kick) (2-15, 0:39)	20 14
BUCCANEERS	3	5:56	C.Simms 2 yd. run (M.Bryant kick) (10-51, 5:16)	20 21
PANTHERS	3	0:36	J.Kasay 49 yd. Field Goal (10-58, 5:20)	23 21
BUCCANEERS	4	5:01	M.Bryant 28 yd. Field Goal (8-51, 5:03)	23 24
PANTHERS	4	0:02	J.Kasay 46 yd. Field Goal (8-48, 1:39)	26 24

FINAL INDIVIDUAL STATISTICS

Carolina Panthers

Tampa Bay Buccaneers

Carolina Panthers											Tampa Bay Buccaneers										
RUSHING											RUSHING										
	ATT	YDS	AVG	LG	TD		ATT	YDS	AVG	LG	TD										
D. Foster	20	82	4.1	16	0	C. Williams	19	48	2.5	11	1										
J. Delhomme	1	12	6.0	12	0	M. Alstott	3	12	4.0	10	0										
B. Hoover	1	4	4.0	4	0	M. Pittman	1	3	3.0	3	0										
K. Johnson	1	4	4.0	4	1	C. Simms	2	1	0.5	2	0										
D. Williams	4	-1	-0.2	3	0	Total	25	64	2.6	11	2										
Total	28	101	3.6	16	1																
PASSING											PASSING										
	ATT	CMP	YDS	SK/YD	TD	LG	IN	Rtg.		ATT	CMP	YDS	SK/YD	TD	LG	IN	Rtg.				
J. Delhomme	36	22	272	3/23	1	41	0	93.8	C. Simms	24	13	139	1/10	1	27	1	67.9				
Total	36	22	272	3/23	1	41	0	93.8	B. Gradkowski	1	1	16	0/0	0	16	0	118.8				
									Total	25	14	155	1/10	1	27	1	71.2				
PASS RECEIVING											PASS RECEIVING										
	NO	YDS	AVG	LG	TD		NO	YDS	AVG	LG	TD										
S. Smith	7	112	16.0	41	0	A. Smith	4	72	18.0	27	0										
K. Johnson	7	97	13.9	31	1	M. Pittman	2	25	12.5	16	0										
D. Foster	3	7	2.3	5	0	C. Williams	2	16	8.0	9	0										
B. Hoover	2	19	9.5	13	0	M. Alstott	2	-3	-1.5	-1	0										
K. Colbert	1	16	16.0	16	0	I. Hilliard	1	16	16.0	16	0										
D. Carter	1	14	14.0	14	0	M. Clayton	1	14	14.0	14	0										
M. Gaines	1	7	7.0	7	0	J. Gallowsay	1	8	8.0	8	1										
Total	22	272	12.4	41	1	D. Jolley	1	7	7.0	7	0										
						Total	14	155	11.1	27	1										
INTERCEPTIONS											INTERCEPTIONS										
	NO	YDS	AVG	LG	TD		NO	YDS	AVG	LG	TD										
C. Gamble	1	11	11.0	11	0	Total	0	0	0.0	0	0										
Total	1	11	11.0	11	0																
PUNTING											PUNTING										
	NO	YDS	AVG	TB	IN20	LG		NO	YDS	AVG	TB	IN20	LG								
J. Baker	2	76	38.0	0	1	38	J. Bidwell	6	273	45.5	0	0	52								
J. Kasay	1	25	25.0	0	0	25	Total	6	273	45.5	0	0	52								
Total	3	101	33.7	0	1	38															
PUNT RETURNS											PUNT RETURNS										
	NO	YDS	AVG	FC	LG	TD		NO	YDS	AVG	FC	LG	TD								
C. Gamble	30	7.5	1	13	0	R. Barber	1	8	8.0	0	8	0									
[DOWNED]	1	0	0.0	0	0	M. Jones	1	1	1.0	0	1	0									
Returns	4	30	7.5	1	13	0	[DOWNED]	1	0	0.0	0	0									
							Returns	2	9	4.5	0	8	0								
KICKOFF RETURNS											KICKOFF RETURNS										
	NO	YDS	AVG	FC	LG	TD		NO	YDS	AVG	FC	LG	TD								
D. Williams	3	70	23.3	0	29	0	M. Pittman	5	104	20.8	0	26	0								
B. Hoover	1	12	12.0	0	12	0	[TOUCHBACK]	2	0	0.0	0	0	0								
[TOUCHBACK]	1	0	0.0	0	0	0	Returns	5	104	20.8	0	26	0								
Returns	4	82	20.5	0	29	0															

FINAL TEAM STATISTICS

	VISITOR PANTHERS						HOME BUCS					
	TOTAL FIRST DOWNS	22						13				
By Rushing	9						5					
By Passing	11						6					
By Penalty	2						2					
THIRD DOWN EFFICIENCY	2-12-17%						4-12-33%					
FOURTH DOWN EFFICIENCY	1-1-100%						1-1-100%					
TOTAL NET YARDS	350						209					
Total Offensive Plays (inc. times thrown passing)	67						51					
Average gain per offensive play	5.2						4.1					
NET YARDS RUSHING	101						64					
Total Rushing Plays	28						25					
Average gain per rushing play	3.6						2.6					
Tackles for a loss - number and yards	2-7						4-12					
NET YARDS PASSING	249						145					
Times thrown - yards lost attempting to pass	3-23						1-10					
Gross yards passing	272						155					
PASS ATTEMPTS-COMPLETIONS-HAD INTERCEPTED	36-22-0						25-14-1					
Average gain per pass play (inc. # thrown passing)	6.4						5.6					
KICKOFFS Number-In End Zone-Touchbacks	7-2-2						5-1-1					
PUNTS Number and Average	3-33.7						6-45.5					
Had Blocked	0						0					
FGs - PATs Had Blocked	0-0						0-0					
Net punting average	30.7						40.5					
TOTAL RETURN YARDAGE (Not including Kickoffs)	41						9					
No. and Yards Punt Returns	4-30						2-9					
No. and Yards Kickoff Returns	4-82						5-104					
No. and Yards Interception Returns	1-11						0-0					
PENALTIES Number and Yards	7-40						6-56					
FUMBLES Number and Lost	3-3						1-1					
TOUCHDOWNS	2						3					
Rushing	1						2					
Passing	1						1					
EXTRA POINTS Made-Attempts	2-2						3-3					
Kicking Made-Attempts	2-2						3-3					
FIELD GOALS Made-Attempts	4-4						1-1					
RED ZONE EFFICIENCY	1-1-100%						3-4-75%					
GOAL TO GO EFFICIENCY	1-1-100%						2-2-100%					
SAFETIES	0						0					
FINAL SCORE	26						24					
TIME OF POSSESSION	34:23						25:37					

DEFENSIVE STATISTICS (based on coaches' film review)

Player	TT	S	A	VISITOR PANTHERS				HOME BUCS						
				S-yds	I-yds	PD	FF	FR	S-yds	I-yds	PD	FF	FR	
C. Draft	10	8	2	0	0	0	0	0	0	0	0	0	0	0
T. Davis	7	6	1	0	0	2	0	0	0	0	0	0	0	0
C. Gamble	6	5	1	0	1-11	2	0	0	0	0	0	0	0	0
J. Peppers	6	5	1	1-10	0	0	0	0	0	0	0	0	0	0
M. Mintier	6	1	5	0	0	0	0	0	0	0	0	0	0	0
K. Lucas	4	2	2	0	0	0	0	0	0	0	0	0	0	0
C. Branch	4	1	3	0	0	0	0	0	0	0	0	0	0	0
N. Diggs	3	3	0	0	0	0	0	0	0	0	0	0	0	0
D. Lewis	3	2	1	0	0	0	0	0	0	0	0	0	0	0
R. Marshall	3	2	1	0	0	0	0	0	0	0	0	0	0	0
M. Rucker	3	1	2	0	0	0	0	0	0	0	0	0	0	0
M. Kemoeatu	2	1	1	0	0	0	0	0	0	0	0	0	0	0
A. Seward	2	2	0	0	0	0	0	0	0	0	0	0	0	0
A. Wallace	2	1	1	0	0	0	0	0	0	0	0	0	0	0
K. Moorehead	2	1	1	0	0	0	0	0	0	0	0	0	0	0
K. Jenkins	1	0	1	0	0	0	0	0	0	0	0	0	0	0
J. Anderson	1	1	0	0	0	0	0	0	0	0	0	0	0	0
Team Totals	65	42	23	1-10	0-11	5	0	0	0	0	0	0	0	0



WEATHER: Sunny, 82°, Wind W 6 mph - **ATTENDANCE:** 69,583 - **TIME:** 3:04

With the Panthers leading 14-10 and attempting to run out the clock in the fourth quarter, running back DeShaun Foster rushed for a decisive 43-yard touchdown in an eventual 21-18 victory over a New Orleans team that entered the game undefeated. Foster finished the game with 105 yards rushing on 16 carries to post his fifth career 100-yard rushing game and the Panthers first individual 100-yard rushing performance of the season. His total improved him to fourth all-time in team history for rushing yards, surpassing Anthony Johnson who played from 1995-1999. – With Carolina trailing 10-7 in the fourth quarter, quarterback Jake Delhomme led the Panthers 91 yards on 12 plays, capped off by a four-yard touchdown pass to Drew Carter to give the Panthers a 14-10 advantage. It marked Delhomme's 13th career game-winning drive in the fourth quarter or overtime and he ended the game with a 104.0 passer rating. – Keyshawn Johnson became the 26th player in NFL history to amass 10,000 career receiving yards and moved into 17th place all-time in NFL history for receptions, surpassing James Lofton. – Wide receiver Steve Smith led the Panthers with 10 catches for 87 yards and a touchdown. The effort marked Smith's seventh career game with 10 or more catches, including the playoffs, and enabled him to move into second place all-time in team history for receiving yards, surpassing Wesley Walls, who played from 1996-2002.

OFFICIALS

Referee — Walt Coleman (65) **Umpire** — Jeff Rice (44) **Head Linesman** — Roni Phares (10) **Line Judge** — Bill Spyskma (8)
Field Judge — Steve Zimmer (33) **Side Judge** — Dave Wyant (16) **Back Judge** — Richard Reels (83) **Replay** — Bob McGrath

STARTING LINEUPS

New Orleans Saints

Offense		Defense	
WR 12	M. Colston	LDE 94	C. Grant
LT 70	J. Brown	NT 99	H. Thomas
LG 67	J. Nesbitt	DT 66	B. Young
C 52	J. Faine	RDE 91	W. Smith
RG 73	J. Evans	SLB 55	S. Fujita
RT 78	J. Stinchcomb	DB 23	O. Stoutmire
TE 85	E. Conwell	DB 21	J. Craft
WR 87	J. Horn	LCB 34	M. McKenzie
QB 9	D. Brees	RCB 22	F. Thomas
FB 44	M. Karney	SS 41	R. Harper
RB 26	D. McAllister	FS 29	J. Bullocks

Carolina Panthers

Offense		Defense	
WR 89	S. Smith	LDE 90	J. Peppers
WR 83	K. Colbert	LDT 99	M. Kemoeatu
LT 69	J. Gross	RDT 77	K. Jenkins
LG 68	M. Wahle	RDE 93	M. Rucker
C 63	G. Hangartner	SLB 58	T. Davis
RG 71	E. Mathis	MLB 52	C. Draft
RT 73	J. Bridges	WLB 53	N. Diggs
TE 86	K. Mangum	LCB 20	C. Gamble
WR 19	K. Johnson	RCB 31	R. Marshall
QB 17	J. Delhomme	SS 28	C. Branch
RB 26	D. Foster	FS 30	M. Minter

CAROLINA SUBSTITUTIONS: K 4 J.Kasay, P 7 J.Baker, WR 18 D.Carter, CB 21 K.Lucas, CB 23 R.Howard, S 25 K.McCadam, S 33 N.Salley, RB 34 D.Williams, RB 37 N.Goings, FB 45 B.Hoover, LB 50 J.Anderson, LB 54 V.Ciurciu, LB 56 J.Kyle, LB 59 A.Seward, C 66 W.Montgomery, T 78 T.Fordham, TE 84 M.Gaines, TE 87 J.King, WR 88 K.Hankton, DT 92 D.Lewis, DT 94 K.Moorehead, DE 96 A.Wallace. **DID NOT PLAY:** QB 16 C. Weinke. **INACTIVE:** RB 32 E.Shelton, S 36 S.Williams, LB 55 D.Morgan, DT 67 J.Carstens, DE 74 S.McClover, C 75 J.Hartwig, T 79 R.Butler, TE 82 M.Seidman.

VISITOR	1	2	3	4	OT	TOTAL	FIELD GOALS (made() & missed)
New Orleans Saints	0	3	0	15	0	18	J. Carney (31) 43WR
HOME Carolina Panthers	7	0	0	14	0	21	

Team	Qtr	Clock Time	PLAY DESCRIPTION (Extra Point) (Drive Info)	SCORE Visitor Home
PANTHERS	1	6:19	S.Smith 9 yd. pass from J.Delhomme (J.Kasay kick) (8-72, 3:37)	0 7
SAINTS	2	4:05	J.Carney 31 yd. Field Goal (11-68, 6:13)	3 7
SAINTS	4	13:33	D.McAllister 3 yd. run (J.Carney kick) (13-82, 6:49)	10 7
PANTHERS	4	7:15	D.Carter 4 yd. pass from J.Delhomme (J.Kasay kick) (12-91, 6:18)	10 14
PANTHERS	4	1:45	D.Foster 43 yd. run (J.Kasay kick) (7-73, 3:09)	10 21
SAINTS	4	1:15	M.Colston 86 yd. pass from D.Brees (D.Brees-J.Horn pass) (2-76, 0:30)	18 21

FINAL INDIVIDUAL STATISTICS

New Orleans Saints										Carolina Panthers									
RUSHING										RUSHING									
D. McAllister	ATT	YDS	AVG	LG	TD	D. Foster	ATT	YDS	AVG	LG	TD								
R. Bush	11	39	3.5	6	1	D. Williams	16	105	6.6	43	1								
D. Brees	11	22	2.0	5	0	B. Hoover	8	62	7.8	31	0								
	1	2	2.0	2	0	J. Delhomme	2	3	1.5	3	0								
						J. Delhomme	3	-3	-1.0	-1	0								
Total	23	63	2.7	6	1	Total	29	167	5.8	43	1								
PASSING										PASSING									
D. Brees	ATT	CMP	YDS	SK/YD	TD	LG	IN	Rtg.	J. Delhomme	ATT	CMP	YDS	SK/YD	TD	LG	IN	Rtg.		
	38	28	349	1/5	1	86	0	110.5		29	19	169	1/12	2	17	0	104.0		
Total	38	28	349	1/5	1	86	0	110.5	Total	29	19	169	1/12	2	17	0	104.0		
PASS RECEIVING										PASS RECEIVING									
M. Colston	NO	YDS	AVG	LG	TD	S. Smith	NO	YDS	AVG	LG	TD								
J. Horn	5	63	12.6	17	0	K. Johnson	6	63	10.5	15	0								
E. Conwell	5	37	7.4	15	0	D. Williams	1	9	9.0	9	0								
R. Bush	4	48	12	32	0	D. Foster	1	6	6.0	6	0								
A. Stecker	3	15	5.0	9	0	D. Carter	1	4	4.0	4	1								
T. Copper	2	30	15.0	15	0														
L. Moore	1	10	10.0	10	0														
D. McAllister	1	8	8.0	8	0														
M. Campbell	1	6	6.0	6	0														
M. Kearney	1	0	0.0	0	0														
Total	28	349	12.5	86	1	Total	19	169	8.9	17	2								
INTERCEPTIONS										INTERCEPTIONS									
	NO	YDS	AVG	LG	TD		NO	YDS	AVG	LG	TD								
Total	0	0	0.0	0	0	Total	0	0	0	0	0								
PUNTING										PUNTING									
S. Weatherford	NO	YDS	AVG	TB	IN20	LG	J. Baker	NO	YDS	AVG	TB	IN20	LG						
	5	230	46.0	0	1	54		6	304	50.7	1	4	57						
Total	5	230	46.0	0	1	54	Total	6	304	50.7	1	4	57						
PUNT RETURNS										PUNT RETURNS									
L. Moore	NO	YDS	AVG	FC	LG	TD	C. Gamble	NO	YDS	AVG	FC	LG	TD						
R. Bush	2	3	1.5	1	4	0	[OUT OF BOUNDS]	1	0	0.0	0	0	0						
[TOUCHBACK]	1	0	0.0	0	0	0													
Returns	4	2	0.5	1	4	0	Returns	2	3	1.5	2	3	0						
KICKOFF RETURNS										KICKOFF RETURNS									
A. Stecker	NO	YDS	AVG	FC	LG	TD	D. Williams	NO	YDS	AVG	FC	LG	TD						
T. Copper	3	67	22.3	0	26	0		3	56	18.7	0	27	0						
Returns	4	84	21.0	0	26	0	Returns	3	56	18.7	0	27	0						
New Orleans Saints Own										Carolina Panthers Own									
FUMBLES	Fum	Rec.	Yds	TD	FF	Rec.	Yds	TD	Bnds	FUMBLES	Fum	Rec.	Yds	TD	FF	Rec.	Yds	TD	Bnds
D. Brees	1	0	0	0	0	0	0	0	0	D. Lewis	0	0	0	0	1	0	0	0	0
R. Bush	1	0	0	0	0	0	0	0	0	J. Peppers	0	0	0	0	1	0	0	0	0
J. Stinchcomb	0	1	0	0	0	0	0	0	0	R. Marshall	0	0	0	0	1	0	0	0	0
Total	2	1	0	0	0	0	0	0	0	Total	0	0	0	2	1	0	0	0	0

FINAL TEAM STATISTICS

	VISITOR SAINTS	HOME PANTHERS	VISITOR SAINTS	HOME PANTHERS
TOTAL FIRST DOWNS	22	20	FGs - PATS Had Blocked	0-0
By Rushing	4	9	Net punting average	45.4
By Passing	15	10	TOTAL RETURN YARDAGE (Not including Kickoffs)	2
By Penalty	3	1	No. and Yards Punt Returns	4-2
THIRD DOWN EFFICIENCY	4-11-36%	4-10-40%	No. and Yards Kickoff Returns	4-84
FOURTH DOWN EFFICIENCY	0-0-0%	0-0-0%	No. and Yards Interception Returns	0-0
TOTAL NET YARDS	407	324	PENALTIES Number and Yards	5-38
Total Offensive Plays (inc. times thrown passing)	62	59	FUMBLES Number and Lost	2-1
Average gain per offensive play	6.6	5.5	TOUCHDOWNS	2
NET YARDS RUSHING	63	167	Rushing	1
Total Rushing Plays	23	29	Passing	1
Average gain per rushing play	2.7	5.8	EXTRA POINTS Made-Attempts	2-2
Tackles for a loss - number and yards	2-2	1-10	Kicking Made-Attempts	1-1
NET YARDS PASSING	344	157	Passing Made-Attempts	1-1
Times thrown - yards lost attempting to pass	1-5	1-12	FIELD GOALS Made-Attempts	1-2
Gross yards passing	349	169	RED ZONE EFFICIENCY	1-2-50%
PASS ATTEMPTS-COMPLETIONS-HAD INTERCEPTED	38-28-0	29-19-0	GOAL TO GO EFFICIENCY	1-2-50%
Average gain per pass play (inc. # thrown passing)	8.8	5.2	SAFETIES	0
KICKOFFS Number-In End Zone-Touchbacks	4-0-0	4-0-0	FINAL SCORE	18
PUNTS Number and Average	5-46.0	6-50.7	TIME OF POSSESSION	29:39
Had Blocked	0	0		30:21

DEFENSIVE STATISTICS (based on coaches' film review)

Player	TT	S	A	S-yds	I-yds	PD	FF	FR	Player	TT	S	A	S-yds	I-yds	PD	FF	FR	
R. Marshall	12	11	1	0	0	0	0	1	D. Lewis	3	1	2	0	0	0	2	1	0
C. Draft	11	8	3	0	0	0	0	0	A. Wallace	2	1	1	0	0	0	0	0	
C. Gamble	8	6	2	0	0	1	0	0	M. Kemoeatu	2	1	1	0	0	0	0	0	
N. Diggs	7	4	3	0	0	0	0	0	K. Lucas	2	2	0	0	0	0	0	0	
C. Branch	6	5	1	0	0	0	0	0	M. Rucker	1	1	0	0	0	0	0	0	
T. Davis	6	4	2	0	0	0	0	0	K. Moorehead	1	1	0	0	0	0	0	0	
J. Peppers	5	4	1	1-5	0	0	1	0	J. Anderson	1	0	1	0	0	0	0	0	
M. Minter	3	2	1	0	0	0	0	0	Team Totals	73	53	20	1.0-5	0-0	4	2	1	
K. Jenkins	3	2	1	0	0	0	0	0										



WEATHER: Mostly Cloudy 60°. Wind NE 7-14 mph - **ATTENDANCE:** 62,783 - **TIME:** 3:05

Statistics could not accurately reflect the impact of defensive end Julius Peppers in Carolina's 20-12 victory over Cleveland. - Peppers produced seven tackles, one sack, one forced fumble, one fumble recovery, one pass defensed and seven quarterback hurries to key a defensive effort that produced three take-aways, limited the Cleveland Browns to 91 yards rushing and yielded a 14.3 percent third-down conversion rate. - Running back DeShaun Foster led the Panthers with 106 rushing yards on 24 carries to record his second consecutive 100-yard rushing game. The 100-yard effort marked the sixth of his career, including the postseason and second this season. - Rookie cornerback Richard Marshall recorded his first career interception and touchdown when he picked off a Charlie Frye pass in the first quarter and returned it 30 yards for a score. - Wide receiver Keyshawn Johnson posted five catches for 67 yards and a touchdown and moved to 16th all-time in NFL history for receptions, surpassing Marshall Faulk. - Kicker John Kasay scored eight points on two field goals and two extra points to increase his career total to 1,002 with the Panthers, becoming the 25th player in NFL history to score 1,000 points with the same team. - With six catches for 62 yards, wide receiver Steve Smith became the second player in team history to accumulate more than 4,000 receiving yards, joining Mushin Muhammad, who played from 1996-2004. - Quarterback Jake Delhomme made his team-record 52nd start at quarterback surpassing the previous mark of 51 by Steve Beuerlein accumulated from 1996-2000. Delhomme also established a team record for most consecutive pass attempts without an interception with 146, bettering the previous mark of 119 by Steve Beuerlein in 1999. - The Panthers did not commit any turnovers for the second consecutive game.

OFFICIALS

Referee — Walt Anderson (66) **Umpire** — Butch Hannah (40) **Head Linesman** — Phil McKinnely (110) **Line Judge** — Gary Arthur (108)
Field Judge — Terry Brown (43) **Side Judge** — Rick Patterson (15) **Back Judge** — Billy Smith (2) **Replay** — Dale Hamer

STARTING LINEUPS

Cleveland Browns

Offense			Defense		
WR	86	D. Northcutt	LDE	99	O. Roye
LT	77	K. Shaffer	NT	92	T. Washington
LG	63	J. Andruzzi	RDE	97	A. McKinley
C	66	H. Fraley	LOLB	55	W. McGinest
RG	60	C. Coleman	MLB	54	A. Davis
RT	72	R. Tucker	WLB	58	D. Jackson
TE	80	K. Winslow	ROLB	95	K. Wimbley
WR	17	B. Edwards	LCB	21	B. Pool
QB	9	C. Frye	RCB	39	D. Holly
FB	42	T. Smith	SS	26	J. Jones
RB	34	R. Droughns	FS	27	B. Russell

Carolina Panthers

Offense			Defense		
WR	89	S. Smith	LDE	90	J. Peppers
LT	69	J. Gross	LDT	99	M. Kemoatu
LG	68	M. Wahle	RDT	77	K. Jenkins
C	63	G. Hangartner	RDE	93	M. Rucker
RG	71	E. Mathis	SLE	58	T. Davis
RT	73	J. Bridges	MLB	52	C. Draft
TE	86	K. Mangum	WLB	53	N. Diggs
WR	19	K. Johnson	LCB	20	C. Gamble
QB	17	J. Delhomme	RCB	21	K. Lucas
TE	84	M. Gaines	SS	28	C. Branch
RB	26	D. Foster	FS	30	M. Minter

CAROLINA SUBSTITUTIONS: K 4 J.Kasay, P 7 J.Baker, WR 18 D.Carter, CB 23 R.Howard, S 25 K.McCadam, CB 31 R.Marshall, S 33 N.Salley, RB 34 D.Williams, RB 37 N.Goings, FB 45 B.Hoover, LB 50 J.Anderson, LB 54 V.Ciurciu, LB 56 J.Kyle, LB 59 A.Seward, T 78 T.Fordham, WR 83 K.Colbert, TE 87 J.King, WR 88 K.Hankton, DT 92 D.Lewis, DT 94 K.Moorehead, DE 96 A.Wallace. **DID NOT PLAY:** QB 16 C.Weinke, C 66 W.Montgomery. **INACTIVE:** RB 32 E.Shelton, S 36 S.Williams, LB 55 D.Morgan, LB 57 R.Davis, DT 67 J.Carstens, DE 74 S.McClover, C 75 J.Hartwig, T 79 R.Butler.

	1	2	3	4	OT	TOTAL	FIELD GOALS (made/missed)
VISITOR Cleveland Browns	3	0	3	6	0	12	P. Dawson (41) (47) (22) (32)
HOME Carolina Panthers	7	7	3	3	0	20	J. Kasay 53WL (24) (19)

Team	Qtr	Clock Time	PLAY DESCRIPTION (Extra Point) (Drive Info)	SCORE Visitor Home
BROWNS	1	5:30	P.Dawson 41 yd. Field Goal (12-57, 6:19)	3 0
PANTHERS	1	3:19	R.Marshall 30 yd.interception return (J.Kasay kick)	3 7
PANTHERS	2	4:13	K.Johnson 17 yd. pass from J.Delhomme (J.Kasay kick) (6-73, 2:57)	3 14
PANTHERS	3	10:13	J.Kasay 24 yd. Field Goal (8-62, 3:41)	3 17
BROWNS	3	8:07	P.Dawson 47 yd. Field Goal (4--1, 2:06)	6 17
BROWNS	4	12:54	P.Dawson 22 yd. Field Goal (9-45, 4:12)	9 17
PANTHERS	4	4:03	J.Kasay 19 yd. Field Goal (9-39, 5:38)	9 20
BROWNS	4	0:05	P.Dawson 32 yd. Field Goal (9-43, 1:22)	12 20

FINAL INDIVIDUAL STATISTICS

Cleveland Browns

Carolina Panthers

RUSHING						RUSHING					
	ATT	YDS	AVG	LG	TD		ATT	YDS	AVG	LG	TD
R. Droughns	18	95	3.6	22	0	D. Foster	24	106	4.4	22	0
J. Harrison	3	14	4.7	12	0	S. Smith	1	7	7.0	7	0
C. Frye	2	12	6.0	7	0	D. Williams	1	4	4.0	4	0
Total	23	91	4.0	22	0	N. Goings	1	3	3.0	3	0
						J. Delhomme	1	-1	-1.0	-1	0
						Total	28	119	4.3	22	0

PASSING						PASSING											
	ATT	CMP	YDS	SK/YD	TD	Rtg.		ATT	CMP	YDS	SK/YD	TD	Rtg.				
C. Frye	43	26	173	2/16	0	23	2	49.9	J. Delhomme	29	20	170	1/1	1	22	0	95.5
Total	43	26	173	2/16	0	23	2	49.9	Total	29	20	170	1/1	1	22	0	95.5

PASS RECEIVING						PASS RECEIVING					
	NO	YDS	AVG	LG	TD		NO	YDS	AVG	LG	TD
K. Winslow	8	55	6.9	23	0	S. Smith	6	62	10.3	20	1
J. Harrison	4	10	2.5	8	0	K. Johnson	5	67	13.4	22	0
J. Jurevicius	3	29	9.3	15	0	K. Mangum	5	21	4.2	8	0
B. Edwards	3	27	9.0	11	0	D. Foster	3	12	4.0	8	0
R. Droughns	3	3	1.0	2	0	M. Gaines	1	8	8.0	8	0
S. Heiden	2	21	10.5	13	0	Total	20	170	8.5	22	1
J. Cribbs	2	18	9.0	11	0						
D. Northcutt	1	11	11.0	11	0						
Total	26	173	6.7	23	0						

INTERCEPTIONS						INTERCEPTIONS					
	NO	YDS	AVG	LG	TD		NO	YDS	AVG	LG	TD
Total	0	0	0.0	0	0	R. Marshall	1	30	30.0	30	1
						M. Minter	1	3	3.0	3	0
						Total	2	33	16.5	30	1

PUNTING						PUNTING							
	NO	YDS	AVG	TB	IN20	LG		NO	YDS	AVG	TB	IN20	LG
D. Zastudil	7	330	47.1	0	3	54	J. Baker	9	410	45.6	1	0	52
Total	7	330	47.1	0	3	54	Total	9	410	45.6	1	0	52

PUNT RETURNS						PUNT RETURNS							
	NO	YDS	AVG	FC	LG	TD		NO	YDS	AVG	FC	LG	TD
D. Northcutt	3	13	4.3	0	7	0	C. Gamble	3	19	6.3	0	12	0
J. Cribbs	2	43	21.5	1	34	0	R. Marshall	2	-1	-0.5	0	0	0
[OUT OF BOUNDS]	2	0	0.0	0	0	0	[DOWNS]	1	0	0.0	0	0	0
[TOUCHBACK]	1	0	0.0	0	0	0	[OUT OF BOUNDS]	1	0	0.0	0	0	0
Returns	5	56	11.2	1	34	0	Returns	5	18	3.6	0	12	0

KICKOFF RETURNS						KICKOFF RETURNS							
	NO	YDS	AVG	FC	LG	TD		NO	YDS	AVG	FC	LG	TD
J. Cribbs	4	119	29.8	0	64	0	D. Williams	1	26	26.0	0	26	0
D. Dinkins	1	14	14.0	0	14	0	R. Marshall	1	26	26.0	0	26	0
							S. Smith	1	-4	-4.0	0	0	0
							[TOUCHBACK]	2	0	0.0	0	0	0
Returns	5	133	26.6	0	64	0	Returns	3	48	16.0	0	26	0

Cleveland Browns Own FUMBLES								Carolina Panthers Own FUMBLES							
	Fum Rec.	Yds	TD	Opp. FF Rec.	Yds	TD	Out Bnds		Fum Rec.	Yds	TD	Opp. FF Rec.	Yds	TD	Out Bnds
C. Frye	1	0	0	0	0	0	0	J. Peppers	0	0	0	1	1	0	0
Total	1	0	0	0	0	0	0	Total	0	0	0	1	1	0	0

FINAL TEAM STATISTICS

	VISITOR BROWNS				HOME PANTHERS				VISITOR BROWNS				HOME PANTHERS			
TOTAL FIRST DOWNS	17				15				0-0				0-0			
By Rushing	5				6				44.6				37.1			
By Passing	10				7				56				51			
By Penalty	2				2				5-133				5-18			
THIRD DOWN EFFICIENCY	2-14-14%				0-11-0%				5-133				3-52			
FOURTH DOWN EFFICIENCY	0-0-0%				0-0-0%				0-0				2-33			
TOTAL NET YARDS	248				288				7-70				4-34			
Total Offensive Plays (inc. times thrown passing)	68				58				1-1				0-0			
Average gain per offensive play	3.6				5.0				0				2			
NET YARDS RUSHING	91				119				0				0			
Total Rushing Plays	23				28				0				1			
Average gain per rushing play	4.0				4.3				0				1			
Tackles for a loss - number and yards	1-5				2-7				EXTRA POINTS Made-Attempts				0-0 2-2			
NET YARDS PASSING	157				169				Kicking Made-Attempts				0-0 2-2			
Times thrown - yards lost attempting to pass	2-16				1-1				FIELD GOALS Made-Attempts				4-4 2-3			
Gross yards passing	173				170				RED ZONE EFFICIENCY				0-2-0% 1-3-33%			
PASS ATTEMPTS-COMPLETIONS-HAD INTERCEPTED	43-26-2				29-20-0				GOAL TO GO EFFICIENCY				0-1-0% 0-2-0%			
Average gain per pass play (inc. # thrown passing)	3.5				5.6				SAFETIES				0 0 0			
KICKOFFS Number-In End Zone-Touchbacks	5-3-2				5-0-0				FINAL SCORE				12 20			
PUNTS Number and Average	7-47.1				9-45.6				TIME OF POSSESSION				31:15 28:45			
Had Blocked	0				0											

DEFENSIVE STATISTICS (based on coaches' film review)

Player	TT	S	A	S-yds	I-yds	PD	FF	FR	Player	TT	S	A	S-yds	I-yds	PD	FF	FR
T. Davis	11	10	1	0	0-0	0	0	0	C. Branch	4	2	2	0	0	0	0	0
K. Lucas	10	8	2	0	0	2	0	0	D. Lewis	3	2	1	0	0	0	0	0
M. Rucker	8	6	2	0	0	0	0	0	A. Wallace	3	2	1	1-8	0	0	0	0
J. Peppers	7	5	2	1-8	0	1	1	1	M. Kemoeatu	3	2	1	0	0	0	0	0
M. Minter	7	2	5	0	1-3	0	0	0	R. Marshall	1	1	0	0	1-30	0	0	0
C. Draft	6	4	2	0	0	1	0	0	K. Moorehead	1	1	0	0	0	0	0	0
K. Jenkins	6	4	2	0	0	0	0	0	R. Howard	1	1	0	0	0	0	0	0
N. Diggs	6	3	3	0	0	0	0	0	Team Totals	81	56	25	2-16	2-33	6	1	1
C. Gamble	4	3	1	0	0	2	0	0									



WEATHER: Sunny 58°, Wind W 11 mph - **ATTENDANCE:** 70,762 - **TIME:** 3:04

Quarterback Jake Delhomme threw for a career-high 365 yards and two touchdowns to help lead the Panthers to a 23-21 victory over the Baltimore Ravens at M&T Bank Stadium in Baltimore. – The victory was the Panthers fourth consecutive win. – The Panthers amassed 414 total yards of offense against a Baltimore defense that entered the game ranked second in the League. – Delhomme's 365 yards stand as the third-highest single-game total in team history and he tied a team record with his eighth career 300-yard passing game. Steve Beuerlein previously accomplished the mark from 1996-2000. – Wide receiver Steve Smith totaled 189 yards and one touchdown on eight catches, scoring on a 72-yard reception, to produce his 19th career 100-yard receiving performance, including the playoffs, and second of the season. His 189 receiving yards equaled the third-highest single-game total in team history for the regular season and the third-highest single-game total of his career. – Defensive end Julius Peppers notched two sacks, one forced fumble and nine tackles, recording at least one sack for the fifth consecutive game. The two sacks by Peppers marked his 11th career outing with at least two sacks and enabled him to become the Panthers all-time leader with 48.5 sacks. He surpassed teammate Mike Rucker, who entered the game with 47.5 sacks. Peppers' forced fumble was the 16th of his career and allowed him to tie safety Mike Minter for the most in team history. – Ravens quarterback Steve McNair left the game in the first quarter with a concussion after being sacked by Chris Draft and Rucker.

OFFICIALS

Referee — Peter Morelli (135) **Umpire** — Darrell Jenkins (76) **Head Linesman** — George Hayward (54) **Line Judge** — Charles Stewart (62)
Field Judge — Jim Saracino (58) **Side Judge** — Jeff Lamberth (103) **Back Judge** — Don Dorkowski (113) **Replay** — Hendi Ancich

STARTING LINEUPS

Carolina Panthers

Offense			Defense		
WR 89	S. Smith	LDE 90	J. Peppers	WR 89	S. Smith
LT 69	J. Gross	LDT 99	M. Kemoeatu	LT 75	J. Ogden
LG 68	M. Wahle	RDT 77	K. Jenkins	LG 60	J. Brown
C 63	G. Hangartner	RDE 93	M. Rucker	C 62	M. Flynn
RG 71	E. Mathis	SLB 58	T. Davis	RG 68	K. Vincent
RT 73	J. Bridges	MLB 52	C. Draft	RT 79	T. Pashos
TE 86	K. Mangum	WLB 53	N. Diggs	TE 86	T. Heap
WR 19	K. Johnson	LCB 20	C. Gamble	WR 85	D. Mason
QB 17	J. Delhomme	RCB 21	K. Lucas	QB 9	S. McNair
FB 45	B. Hoover	SS 28	C. Branch	FB 33	J. Green
RB 26	D. Foster	FS 30	M. Minter	RB 31	J. Lewis

Baltimore Ravens

Offense			Defense		
WR 89	M. Clayton	LDE 90	T. Pryce	WR 89	M. Clayton
LT 75	J. Ogden	NT 97	K. Gregg	LT 75	J. Ogden
LG 60	J. Brown	DT 92	H. Ngata	LG 60	J. Brown
C 62	M. Flynn	RDE 55	T. Suggs	C 62	M. Flynn
RG 68	K. Vincent	LLB 96	A. Thomas	RG 68	K. Vincent
RT 79	T. Pashos	MLB 52	R. Lewis	RT 79	T. Pashos
TE 86	T. Heap	RLB 57	B. Scott	TE 86	T. Heap
WR 85	D. Mason	LCB 21	C. McAlister	WR 85	D. Mason
QB 9	S. McNair	RCB 22	S. Rolle	QB 9	S. McNair
FB 33	J. Green	SS 26	D. Landry	FB 33	J. Green
RB 31	J. Lewis	FS 20	E. Reed	RB 31	J. Lewis

CAROLINA SUBSTITUTIONS: K 4 J.Kasay, P 7 J.Baker, WR 18 D.Carter, CB 23 R.Howard, S 25 K.McCadam, CB 31 R.Marshall, RB 32 E.Shelton, S 33 N.Salley, RB 37 N.Goings, LB 50 J.Anderson, LB 54 V.Ciurciu, LB 56 J.Kyle, LB 59 A.Seward, C 66 W.Montgomery, T 78 T.Fordham, WR 83 K.Colbert, TE 84 M.Gaines, TE 87 J.King, WR 88 K.Hankton, DT 92 D.Lewis, DT 94 K.Moorehead, DE 96 A.Wallace, **DID NOT PLAY:** QB 16 C. Weinke, **INACTIVE:** RB 34 D.Williams, S 36 S.Williams, LB 57 R.Davis, DT 67 J.Carstens, DE 74 S.McClover, C 75 J.Hartwig, G 76 D.Batiste, T 79 R.Butler.

		1	2	3	4	OT	TOTAL	FIELD GOALS (made() & missed)
VISITOR	Carolina Panthers	3	10	0	10	0	23	J. Kasay (21) (31) (21)
HOME	Baltimore Ravens	0	7	0	14	0	21	

Team	Qtr	Clock Time	PLAY DESCRIPTION (Extra Point) (Drive Info)	SCORE Visitor Home
PANTHERS	1	2:35	J.Kasay 21 yd. Field Goal (9-59, 5:00)	3 0
RAVENS	2	8:33	M.Clayton 14 yd. pass from K.Boller (M.Stover kick) (13-73, 5:01)	3 7
PANTHERS	2	4:16	D.Carter 42 yd. pass from J.Delhomme (J.Kasay kick) (8-77, 4:17)	10 7
PANTHERS	2	0:04	J.Kasay 31 yd. Field Goal (9-65, 3:00)	13 7
PANTHERS	4	7:02	J.Kasay 21 yd. Field Goal (15-91, 7:49)	16 7
RAVENS	4	4:33	M.Clayton 62 yd. pass from K.Boller (M.Stover kick) (3-59, 0:37)	16 14
PANTHERS	4	4:15	S.Smith 72 yd. pass from J.Delhomme (J.Kasay kick) (1-72, 0:18)	23 14
RAVENS	4	2:13	T.Heap 7 yd. pass from K.Boller (M.Stover kick) (7-68, 2:02)	23 21

FINAL INDIVIDUAL STATISTICS

Carolina Panthers

RUSHING	ATT	YDS	AVG	LG	TD
D. Foster	26	58	2.2	12	0
N. Goings	1	1	1.0	1	0
E. Shelton	1	1	1.0	1	0
J. Delhomme	2	-2	-1.0	-1	0
Total	30	58	1.9	12	0

PASSING	ATT	CMP	YDS	SK/YD	TD	LG	IN	Rtg.
J. Delhomme	39	24	365	1/9	2	72	2	88.1
Total	39	24	365	1/9	2	72	2	88.1

PASS RECEIVING	NO	YDS	AVG	LG	TD
S. Smith	8	189	23.6	72	1
K. Johnson	5	46	9.2	17	0
D. Carter	4	65	16.3	42	1
N. Goings	2	33	16.5	22	0
D. Foster	2	12	6.0	9	0
B. Hoover	1	9	9.0	9	0
K. Colbert	1	6	6.0	6	0
K. Mangum	1	3	3.0	3	0
Total	24	365	15.2	72	2

INTERCEPTIONS	NO	YDS	AVG	LG	TD
R. Marshall	1	28	28.0	28	0
C. Branch	1	0	0.0	0	0
Total	2	28	14.0	28	0

PUNTING	NO	YDS	AVG	TB	IN20	LG
J. Baker	3	117	39.0	0	1	41
Total	3	117	39.0	0	1	41

PUNT RETURNS	NO	YDS	AVG	FC	LG	TD
C. Gamble	3	8	2.7	0	6	0
[DOWNED]	2	0	0.0	0	0	0
Returns	3	8	2.7	0	6	0

KICKOFF RETURNS	NO	YDS	AVG	FC	LG	TD
R. Marshall	3	68	22.7	0	26	0
M. Gaines	1	15	15.0	0	15	0
Returns	4	83	20.8	0	26	0

Carolina Panthers Own FUMBLES	Fum	Rec.	Yds	TD	Opp. Fum	Rec.	Yds	TD	Out Bnds
D. Foster	1	0	0	0	0	0	0	0	0
J. Peppers	0	0	0	0	1	0	0	0	0
C. Draft	0	0	0	0	1	1	0	0	0
Total	1	0	0	0	1	1	0	0	0

Baltimore Ravens

RUSHING	ATT	YDS	AVG	LG	TD
J. Lewis	9	41	4.6	17	0
K. Boller	6	27	4.5	10	0
M. Anderson	1	7	1.2	4	0
Mu. Smith	1	5	5.0	5	0
Total	22	80	3.6	17	0

PASSING	ATT	CMP	YDS	SK/YD	TD	LG	IN	Rtg.
K. Boller	31	17	226	2/9	3	62	1	97.0
S. McHair	4	2	1	1/3	0	4	1	16.7
Total	35	19	230	3/18	3	62	2	79.5

PASS RECEIVING	NO	YDS	AVG	LG	TD
M. Clayton	5	101	20.2	62	2
T. Heap	5	55	11.0	15	1
D. Wilcox	3	20	6.7	10	0
J. Lewis	3	9	3.0	5	0
D. Williams	1	35	35.0	35	0
J. Green	1	12	12.0	12	0
Mu. Smith	1	-2	-2.0	-2	0
Total	19	230	12.1	62	3

INTERCEPTIONS	NO	YDS	AVG	LG	TD
D. Landry	1	0	0.0	0	0
C. McAlister	1	0	0.0	0	0
Total	2	0	0.0	0	0

PUNTING	NO	YDS	AVG	TB	IN20	LG
S. Koch	5	216	43.2	0	2	58
Total	5	216	43.2	0	2	58

PUNT RETURNS	NO	YDS	AVG	FC	LG	TD
B. Sams	2	6	3.0	1	6	0
Returns	2	6	3.0	1	6	0

KICKOFF RETURNS	NO	YDS	AVG	FC	LG	TD
B. Sams	4	90	22.5	0	31	0
[OUT OF BOUNDS]	1	0	0.0	0	0	0
[TOUCHBACK]	1	0	0.0	0	0	0
Returns	4	90	22.5	0	31	0

Baltimore Ravens Own FUMBLES	Fum	Rec.	Yds	TD	Opp. Fum	Rec.	Yds	TD	Out Bnds
K. Boller	1	1	-5	0	0	0	0	0	0
Mu. Smith	1	0	0	0	0	0	0	0	0
K. Gregg	0	0	0	0	1	0	0	0	0
R. Lewis	0	0	0	0	1	0	0	0	0
Total	2	1	-5	0	1	1	0	0	0

FINAL TEAM STATISTICS

	VISITOR PANTHERS				HOME RAVENS				VISITOR PANTHERS				HOME RAVENS			
TOTAL FIRST DOWNS	20				16				0-0				0-0			
By Rushing	5				6				37.0				41.6			
By Passing	13				10				36				6			
By Penalty	2				0				3-8				2-6			
THIRD DOWN EFFICIENCY	7-15-47%				5-15-33%				4-83				4-90			
FOURTH DOWN EFFICIENCY	0-0-0%				2-2-100%				2-28				2-0			
TOTAL NET YARDS	414				292				4-20				5-40			
Total Offensive Plays (inc. times thrown passing)	70				60				1-1				2-1			
Average gain per offensive play	5.9				4.9				2				3			
NET YARDS RUSHING	58				80				0				0			
Total Rushing Plays	30				22				2				3			
Average gain per rushing play	1.9				3.6				2-2				3-3			
Tackles for a loss - number and yards	4-8				3-10				2-2				3-3			
NET YARDS PASSING	356				212				3-3				0-0			
Gross yards passing	365				230				0-3-0%				2-2-100%			
Times thrown - yards lost attempting to pass	1-9				3-18				0-1-0%				1-1-100%			
PASS ATTEMPTS-COMPLETIONS-HAD INTERCEPTED	39-24-2				35-19-2				0				0			
Average gain per pass play (inc. # thrown passing)	8.9				5.6				23				21			
KICKOFFS Number-In End Zone-Touchbacks	6-1-1				4-1-0				33-49				26-11			
PUNTS Number and Average	3-39.0				5-43.2				TIME OF POSSESSION							
Had Blocked	0				0											
FGs - PATs Had Blocked									0-0				0-0			
Net punting average									37.0				41.6			
TOTAL RETURN YARDAGE (Not including Kickoffs)	36				6				3-8				2-6			
No. and Yards Punt Returns									4-83				4-90			
No. and Yards Kickoff Returns									2-28				2-0			
No. and Yards Interception Returns									4-20				5-40			
PENALTIES Number and Yards									1-1				2-1			
FUMBLES Number and Lost									2				3			
TOUCHDOWNS									0				0			
Rushing									2				3			
Passing									2-2				3-3			
EXTRA POINTS Made-Attempts									2-2				3-3			
Kicking Made-Attempts									3-3				0-0			
FIELD GOALS Made-Attempts									0-3-0%				2-2-100%			
RED ZONE EFFICIENCY									0-1-0%				1-1-100%			
GOAL TO GO EFFICIENCY									0				0			
SAFETIES									23				21			
FINAL SCORE									33-49				26-11			
TIME OF POSSESSION																

DEFENSIVE STATISTICS (based on coaches' film review)

Player	TT	S	A	S-yds	I-yds	PD	FF	FR	Player	TT	S	A	S-yds	I-yds	PD	FF	FR
J. Peppers	9	8	1	-2.9	0	0	1	0	C. Gamble	2	2	0	0	0	3	0	0
C. Draft	6	5	1	0.5-4.5	0	0	0	1	K. Jenkins	2	2	0	0	0	0	0	0
N. Diggs	6	5	1	0	0	0	0	0	T. Davis	2	2	0	0	0	0	0	0
M. Minter	5	3	2	0	0	1	0	0	A. Wallace	2	2	0	0	0	0	0	0
K. Lucas	4	4	0	0	0	0	0	0	K. Moorehead	1	1	0	0	0	0	0	0
C. Branch	3	2	1	0	1.0	0	0	0	J. Anderson	1	0	1	0	0	0	0	0
M. Rucker	3	2	1	0.5-4.5	0	0	0	0	R. Marshall	0	0	0	0	1-28	0	0	0
M. Kemozulu	2	1	1	0	0	0	0	0	Team Totals	48	39	9	3-18	2-28	4	1	1



WEATHER: Overcast 48°. Wind W 18 mph - **ATTENDANCE:** 65,964 - **TIME:** 2:57

The Panthers were intercepted in the end zone by Bengals safety Kevin Kaesviharn to end Carolina's final scoring bid in a 17-14 loss to Cincinnati. Jake Delhomme finished the game with 238 yards and two touchdowns on 20-of-34 passing with one interception. - Cincinnati took the lead on a one-yard touchdown pass to T.J. Houshmandzadeh from Carson Palmer with 8:12 remaining in the fourth quarter. The touchdown came after the Bengals converted on fourth-and-one from the Carolina 35 on a 32-yard pass to wide receiver Chad Johnson to the Panthers three-yard line. - The Panthers were unable to generate points on three first-half possessions that began beyond their own 40-yard line. The Bengals accumulated 243 yards in the second half to overcome a 14-7 halftime deficit after being limited to 99 yards in the first half. - Wide receiver Steve Smith led the Panthers with eight catches for 126 yards to achieve his 20th career 100-yard receiving game, including the playoffs, and third this season. Smith became the third player in team history to accumulate 300 career receptions, joining Mushin Muhammad and Wesley Walls. - The game marked fullback Brad Hoover's 100th career game with the Panthers. He is one of seven players to appear in 100 or more games for the Panthers. - Running back DeShaun Foster led the team with 59 rushing yards on 14 carries. Foster moved into third place on the Panthers all-time rushing list with 2,053 yards and 505 attempts, surpassing Fred Lane who accumulated 2,001 yards on 502 attempts from 1997-99. - Punter Jason Baker matched his career high with four punts inside the 20.

OFFICIALS

Referee - Larry Nemmers (20) **Umpire** - Undrey Wash (96) **Head Linesman** - Mark Baltz (26) **Line Judge** - Michael Spanier (90) **Field Judge** - Mike Weir (50) **Side Judge** - Carl Cheffers (51) **Back Judge** - Dino Paganelli (105) **Replay** - Jim Blackwood

STARTING LINEUPS

Carolina Panthers

Offense	Defense
WR 89 S. Smith	LDE 90 J. Peppers
LT 69 J. Gross	LDT 99 M. Kemoeatu
LG 68 M. Wahle	RDT 77 K. Jenkins
C 63 G. Hangartner	RDE 93 M. Rucker
RG 71 E. Mathis	SLB 50 J. Anderson
RT 73 J. Bridges	MLB 52 C. Draft
TE 84 M. Gaines	WLB 53 N. Diggs
WR 19 K. Johnson	LCB 20 C. Gamble
QB 17 J. Delhomme	RCB 21 K. Lucas
FB 45 B. Hoover	SS 36 S. Williams
RB 26 D. Foster	FS 30 M. Minter

Cincinnati Bengals

Offense	Defense
WR 85 C. Johnson	LDE 98 B. Robinson
LT 77 A. Whitworth	LDT 95 S. Adams
LG 65 E. Steinbach	RDT 97 J. Thornton
C 53 E. Ghiaciu	RDE 90 J. Smith
RG 63 B. Williams	SLB 59 L. Johnson
RT 71 W. Anderson	MLB 50 A. Brooks
TE 82 R. Kelly	WLB 58 C. Miller
WR 84 T. Houshmandzadeh	LCB 24 D. O'Neal
QB 9 C. Palmer	RCB 20 T. James
FB 31 J. Johnson	SS 34 K. Kaesviharn
RB 32 R. Johnson	FS 40 M. Williams

CAROLINA SUBSTITUTIONS: K 4 J.Kasay, P 7 J.Baker, WR 18 D.Carter, S 25 K.McCadam, S 28 C.Branch, CB 31 R.Marshall, RB 32 E.Shelton, CB 35 C.Morton, RB 37 N.Goings, LB 54 V.Ciurciu, LB 56 J.Kyle, LB 57 R.Davis, LB 59 A.Seward, T 78 T.Fordham, WR 83 K.Colbert, TE 86 K.Mangum, TE 87 J.King, WR 88 K.Hankton, DT 92 D.Lewis, DT 94 K.Moorehead, DE 96 A.Wallace. **DID NOT PLAY:** QB 16 C. Weinke, C 75 J. Hartwig. **INACTIVE:** S 33 N.Salley, RB 34 D.Williams, LB 58 T.Davis, C 66 W.Montgomery, DT 67 J.Carstens, DE 74 S.McClover, G 76 D.Batiste, T 79 R.Butler.

		1	2	3	4	OT	TOTAL	FIELD GOALS (made() & missed)
VISITOR	Carolina Panthers	7	7	0	0	0	14	S. Graham (2/3)
HOME	Cincinnati Bengals	0	7	3	7	0	17	

Team	Qtr	Clock Time	PLAY DESCRIPTION (Extra Point) (Drive Info)	SCORE Visitor Home
PANTHERS	1	2:09	K.Mangum 7 yd. pass from J.Delhomme (J.Kasay kick) (9-66, 5:06)	7 0
BENGALS	2	3:16	R.Kelly 16 yd. pass from C.Palmer (S.Graham kick) (13-60, 5:20)	7 7
PANTHERS	2	0:47	N.Goings 20 yd. pass from J.Delhomme (J.Kasay kick) (6-63, 2:29)	14 7
BENGALS	3	7:06	S.Graham 23 yd. Field Goal (8-39, 3:31)	14 10
BENGALS	4	8:07	T.Houshmandzadeh 1 yd. pass from C.Palmer (S.Graham kick) (13-86, 6:01)	14 17

FINAL INDIVIDUAL STATISTICS

Carolina Panthers

RUSHING	ATT	YDS	AVG	LG	TD
D. Foster	14	59	4.2	15	0
N. Goings	2	1	0.5	1	0
Total	16	60	3.8	15	0

PASSING	ATT	CMP	YDS	SK/YD	TD	LG	IN	Rtg.
J. Delhomme	34	20	238	3/21	2	36	1	87.6
Total	34	20	238	3/21	2	36	1	87.6

PASS RECEIVING	NO	YDS	AVG	LG	TD
S. Smith	8	126	15.8	36	0
K. Johnson	4	41	10.3	17	0
K. Mangum	3	11	3.7	9	1
D. Foster	2	20	10.0	14	0
B. Hoover	2	20	10.0	11	0
N. Goings	1	20	20.0	20	1
Total	20	238	11.9	36	2

INTERCEPTIONS	NO	YDS	AVG	LG	TD
Total	0	0	0.0	0	0

PUNTING	NO	YDS	AVG	TB	IN20	LG
J. Baker	8	328	41.0	1	4	51
Total	8	328	41.0	1	4	51

PUNT RETURNS	NO	YDS	AVG	FC	LG	TD
C. Gamble	2	15	7.5	2	8	0
[DOWNED]	3	0	0.0	0	0	0
[OUT OF BOUNDS]	1	0	0.0	0	0	0
Returns	2	15	7.5	2	8	0

KICKOFF RETURNS	NO	YDS	AVG	FC	LG	TD
R. Marshall	4	90	22.5	0	25	0
Returns	4	90	22.5	0	25	0

Carolina Panthers Own FUMBLES	Fum Rec.	Yds	TD	Opp. FF Rec.	Yds	TD	Out Bnds
Total	0	0	0	0	0	0	0

Cincinnati Bengals

RUSHING	ATT	YDS	AVG	LG	TD
R. Johnson	26	101	3.9	21	0
C. Palmer	1	6	6.0	6	0
C. Perry	2	4	2.0	5	0
K. Watson	1	1	1.0	1	0
Total	30	112	3.7	21	0

PASSING	ATT	CMP	YDS	SK/YD	TD	LG	IN	Rtg.
C. Palmer	39	23	240	2/10	2	32	0	94.0
Total	39	23	240	2/10	2	32	0	94.0

PASS RECEIVING	NO	YDS	AVG	LG	TD
T. Houshmandzadeh	7	61	8.7	20	1
C. Johnson	6	73	12.2	32	0
R. Kelly	3	34	11.3	16	1
C. Perry	3	26	8.7	12	0
T. Stewart	2	33	16.5	19	0
A. Chatman	1	9	9.0	9	0
R. Johnson	1	4	4.0	4	0
Total	23	240	10.4	32	2

INTERCEPTIONS	NO	YDS	AVG	LG	TD
K. Kaesviham	1	0	0.0	0	0
Total	1	0	0.0	0	0

PUNTING	NO	YDS	AVG	TB	IN20	LG
K. Larson	8	301	37.6	0	4	54
Total	8	301	37.6	0	4	54

PUNT RETURNS	NO	YDS	AVG	FC	LG	TD
A. Chatman	4	24	6.0	2	12	0
[DOWNED]	1	0	0.0	0	0	0
[TOUCHBACK]	1	0	0.0	0	0	0
Returns	4	24	6.0	2	12	0

KICKOFF RETURNS	NO	YDS	AVG	FC	LG	TD
A. Chatman	2	43	21.5	0	24	0
K. Watson	1	0	0.0	0	0	0
Returns	3	43	14.3	0	24	0

Cincinnati Bengals Own FUMBLES	Fum Rec.	Yds	TD	Opp. FF Rec.	Yds	TD	Out Bnds
Total	0	0	0	0	0	0	0

FINAL TEAM STATISTICS

	VISITOR PANTHERS				HOME BENGALS				VISITOR PANTHERS				HOME BENGALS				
	TOTAL FIRST DOWNS	17	22	FGs - PATs Had Blocked	0-0	0-0	By Rushing	5	4	Net Punting Average	35.5	35.8	TOTAL RETURN YARDAGE (Not Including Kickoffs)	15	24	No. and Yards Punt Returns	2-15
THIRD DOWN EFFICIENCY	2-11-18%	6-16-38%	No. and Yards Kickoff Returns	4-00	3-43	By Passing	11	14	No. and Yards Interception Returns	0-0	1-0	PENALTIES Number and Yards	8-41	5-55	FUMBLES Number and Lost	0-0	0-0
FOURTH DOWN EFFICIENCY	0-0-0%	1-1-100%	EXTRA POINTS Made-Attempts	2-2	2-2	By Penalty	1	4	RED ZONE EFFICIENCY	1-2-50%	2-3-67%	TOUCHDOWNS	2	2	GOAL TO GO EFFICIENCY	1-2-50%	1-1-100%
TOTAL NET YARDS	277	342	FIELD GOALS Made-Attempts	0-0	1-1	Total Offensive Plays (inc. times thrown passing)	53	71	SAFETIES	0	0	Rushing	0	0	FINAL SCORE	14	17
NET YARDS RUSHING	60	112	Kicking Made-Attempts	2-2	2-2	Average gain per offensive play	5.2	4.8	RED ZONE EFFICIENCY	1-2-50%	2-3-67%	Passing	2	2	TIME OF POSSESSION	25:28	34:32
NET YARDS PASSING	16	30	EXTRA POINTS Made-Attempts	2-2	2-2	Total Rushing Plays	60	112	GOAL TO GO EFFICIENCY	1-2-50%	1-1-100%	Extra	0	0			
Average gain per rushing play	3.8	3.7	FIELD GOALS Made-Attempts	0-0	1-1	Average gain per rushing play	1.6	5.8	RED ZONE EFFICIENCY	1-2-50%	2-3-67%	Passing	2	2			
Tackles for a loss-number and yards	1-6	5-8	GOAL TO GO EFFICIENCY	1-2-50%	1-1-100%	Tackles for a loss-number and yards	2-17	2-10	SAFETIES	0	0	Extra	0	0			
PASS ATTEMPTS-COMPLETIONS-HAD INTERCEPTED	34-20-1	39-23-0	GOAL TO GO EFFICIENCY	1-2-50%	1-1-100%	NET YARDS PASSING	217	230	FINAL SCORE	14	17	Extra	0	0			
Avg gain per pass play (inc. # thrown passing)	5.9	5.6	TIME OF POSSESSION	25:28	34:32	Times thrown - yards lost attempting to pass	3-21	2-10				Extra	0	0			
KICKOFFS Number-In End Zone-Touchbacks	3-4-0	4-0-0				Gross yards passing	238	240				Extra	0	0			
PUNTS Number and Average	8-41.0	8-37.6				PASS ATTEMPTS-COMPLETIONS-HAD INTERCEPTED	34-20-1	39-23-0				Extra	0	0			
Had Blocked	0	0				Avg gain per pass play (inc. # thrown passing)	5.9	5.6				Extra	0	0			

DEFENSIVE STATISTICS (based on coaches' film review)

Player	TT	S	A	S-yds	I-yds	PD	FF	FR	Player	TT	S	A	S-yds	I-yds	PD	FF	FR
S. Williams	11	6	5	0	0	0	0	0	R. Marshall	4	3	1	0	0	1	0	0
J. Anderson	9	6	3	0	0	0	0	0	K. Jenkins	3	2	1	0	0	0	0	0
M. Minter	9	5	4	0	0	0	0	0	M. Kernoseatu	3	2	1	0	0	0	0	0
C. Drath	8	6	2	1-10	0	0	0	0	D. Lewis	2	2	0	1-0	0	0	0	0
C. Gamble	7	6	1	0	0	1	0	0	M. Rucker	1	1	0	0	0	0	0	0
K. Lucas	7	6	1	0	0	1	0	0	C. Morton	1	1	0	0	0	0	0	0
J. Peppers	6	5	1	0	0	0	0	0	K. Moorehead	1	0	1	0	0	0	0	0
N. Diggs	6	4	2	0	0	0	0	0	Team Totals	78	55	23	2-10	0	3	0	0


WEATHER: Clear 53°, Wind SW 5 mph - **ATTENDANCE:** 71,101 - **TIME:** 3:14

Dallas quarterback Tony Romo threw for 270 yards and one touchdown in his first NFL start as the Cowboys erased a 14-0 deficit and scored 35 unanswered points to defeat the Panthers 35-14 in a Sunday Night Football matchup at Bank of America Stadium. — Leading 14-13 in the fourth quarter, the Panthers committed turnovers on three of their next four possessions and the Cowboys translated those miscues into three touchdowns to take a 35-14 lead. The Cowboys fourth-quarter scoring drives covered 14 yards, 32 yards and 19 yards respectively. Fullback Brad Hoover fumbled on a kickoff return, Jake Delhomme was intercepted by safety Roy Williams, and a sack by linebacker Greg Ellis caused a Delhomme fumble that was recovered by defensive end Jay Ratliff. — Running back DeShaun Foster rushed for 50 yards and one touchdown on 15 carries to become the second-leading rusher in team history with 2,103 career yards, surpassing Stephen Davis. — Cornerback Chris Gamble's interception of Romo in the first quarter set up a touchdown and enabled him to move to third all-time in team history with 15 interceptions. — The Panthers had jumped to the 14-0 lead on a touchdown run by Foster and a 20-yard end around by wide receiver Steve Smith following Gamble's interception.

OFFICIALS

Referee — Scott Green (19) **Umpire** — Scott Dawson (70) **Head Linesman** — Tony Veteri (36) **Line Judge** — Ron Marinucci (107)
Field Judge — Boris Cheek (41) **Side Judge** — Larry Rose (128) **Back Judge** — Lee Dyer (27) **Replay** — Larry Hill

STARTING LINEUPS

Dallas Cowboys

Offense		Defense	
WR 81	T. Owens	LE 96	M. Spears
LT 76	F. Adams	NT 95	J. Ferguson
LG 63	K. Kosier	RE 99	C. Canty
C 65	A. Gurode	SLB 98	G. Ellis
RG 62	M. Rivera	MLB 56	B. James
RT 75	M. Colombo	JLB 50	A. Ayodele
TE 82	J. Wilten	WLB 94	D. Ware
WR 83	T. Glenn	LCB 41	T. Newman
QB 9	T. Romo	RCB 42	A. Henry
FB 46	O. Hoyte	SS 31	R. Williams
RB 21	J. Jones	FS 26	A. Glenn

Carolina Panthers

Offense		Defense	
WR 89	S. Smith	LDE 90	J. Peppers
WR 83	K. Colbert	LDT 99	M. Kemoetau
LT 69	J. Gross	RDT 77	K. Jenkins
LG 68	M. Wahle	RDE 93	M. Rucker
C 63	G. Hangartner	SLB 58	T. Davis
RG 71	E. Mathis	MLB 52	C. Draft
RT 73	J. Bridges	WLB 53	N. Diggs
TE 86	K. Mangum	LCB 20	C. Gamble
WR 19	K. Johnson	RCB 21	K. Lucas
QB 17	J. Delhomme	SS 36	S. Williams
RB 26	D. Foster	FS 30	M. Minter

CAROLINA SUBSTITUTIONS: K 4 J.Kasay, P 7 J.Baker, WR 18 D.Carter, S 25 K.McCadam, S 28 C.Branch, CB 31 R.Marshall, CB 35 C.Morton, RB 37 N.Goings, FB 45 B.Hoover, LB 50 J.Anderson, LB 54 V.Ciurciu, LB 56 J.Kyle, LB 57 B.Jamison, LB 59 A.Seward, C 75 J.Hartwig, T 78 T.Fordham, TE 84 M.Gaines, WR 88 K.Hankton, DT 92 D.Lewis, DT 94 K.Moorehead, DE 96 A.Wallace. **DID NOT PLAY:** QB 16 C. Weinke, RB 32 E. Shelton. **INACTIVE:** S 33 N.Salley, RB 34 D.Williams, C 66 W.Montgomery, DT 67 J.Carstens, DE 74 S.McClover, G 76 D.Baliste, T 79 R.Butler, TE 87 J.King.

VISITOR	Dallas Cowboys	1	2	3	4	OT	TOTAL	FIELD GOALS (made() & missed)
HOME	Carolina Panthers	0	10	0	25	0	35	M. Vanderjagt 48RU (38) (24)
		14	0	0	0	0	14	J. Kasay 6SSH

Team	Qtr	Clock Time	PLAY DESCRIPTION (Extra Point) (Drive Info)	SCORE
				Visitor Home
PANTHERS	1	3:35	D.Foster 1 yd. run (J.Kasay kick) (6-62, 3:16)	0 7
PANTHERS	1	1:21	S.Smith 24 yd. run (J.Kasay kick) (1-24, 0:08)	0 14
COWBOYS	2	12:12	J.Wilten 3 yd. pass from T.Romo (M.Vanderjagt kick) (9-47, 4:09)	7 14
COWBOYS	2	0:27	M.Vanderjagt 38 yd. Field Goal (14-68, 5:56)	10 14
COWBOYS	4	9:52	M.Vanderjagt 24 yd. Field Goal (14-71, 6:01)	13 14
COWBOYS	4	9:43	J.Jones 14 yd. run (T.Romo-T.Owens pass) (1-14, 0:04)	21 14
COWBOYS	4	2:17	M.Barber 3 yd. run (M.Vanderjagt kick) (5-32, 2:23)	28 14
COWBOYS	4	1:37	M.Barber 14 yd. run (M.Vanderjagt kick) (2-19, 0:17)	35 14

FINAL INDIVIDUAL STATISTICS

Dallas Cowboys

RUSHING	ATT	YDS	AVG	LG	TD
J. Jones	24	92	3.8	14	1
M. Barber	9	49	5.4	14	2
T. Romo	4	18	4.5	9	0
T. Glenn	1	-3	-3.0	-3	0
Total	38	156	4.1	14	3

Carolina Panthers

RUSHING	ATT	YDS	AVG	LG	TD
D. Foster	15	50	3.3	9	1
S. Smith	1	24	24.0	24	1
N. Goings	1	2	2.0	2	0
Total	17	76	4.5	24	2

PASSING	ATT	CMP	YDS	SK/YD	TD	LG	IN	Rtg.
T. Romo	36	24	270	2/12	1	26	1	86.6
Total	36	24	270	2/12	1	26	1	86.6

PASSING	ATT	CMP	YDS	SK/YD	TD	LG	IN	Rtg.
J. Delhomme	31	17	149	3/21	0	22	1	54.4
Total	31	17	149	3/21	0	22	1	54.4

PASS RECEIVING	NO	YDS	AVG	LG	TD
T. Owens	9	107	11.9	28	0
J. Willen	6	60	13.3	26	1
T. Glenn	4	52	13.0	21	0
A. Fasano	3	11	3.7	5	0
P. Crayton	1	13	13.0	13	0
M. Barber	1	7	7.0	7	0
Total	24	270	11.3	28	1

PASS RECEIVING	NO	YDS	AVG	LG	TD
S. Smith	6	55	9.2	22	0
D. Foster	4	31	7.8	11	0
M. Gaines	3	21	7.0	10	0
N. Goings	2	9	4.5	5	0
K. Johnson	1	19	19.0	19	0
K. Mangum	1	14	14.0	14	0
Total	17	149	8.8	22	0

INTERCEPTIONS	NO	YDS	AVG	LG	TD
R. Williams	1	0	0.0	0	0
Total	1	0	0.0	0	0

INTERCEPTIONS	NO	YDS	AVG	LG	TD
C. Gamble	1	2	2.0	2	0
Total	1	2	2.0	2	0

PUNTING	NO	YDS	AVG	TB	IN20	LG
M. McNair	4	193	48.3	1	2	54
Total	4	193	48.3	1	2	54

PUNTING	NO	YDS	AVG	TB	IN20	LG
J. Baker	6	255	42.5	0	3	53
Total	6	255	42.5	0	3	53

PUNT RETURNS	NO	YDS	AVG	FC	LG	TD
T. Newnam	2	16	8.0	0	11	0
P. Crayton	2	12	6.0	2	7	0
Returns	4	28	7.0	2	11	0

PUNT RETURNS	NO	YDS	AVG	FC	LG	TD
S. Smith	2	16	8.0	0	16	0
C. Gamble	1	6	6.0	0	6	0
[TOUCHBACK]	1	0	0.0	0	0	0
Returns	3	22	7.3	0	16	0

KICKOFF RETURNS	NO	YDS	AVG	FC	LG	TD
T. Thompson	2	67	33.5	0	37	0
A. Glenn	1	14	14.0	0	14	0
Returns	3	81	27.0	0	37	0

KICKOFF RETURNS	NO	YDS	AVG	FC	LG	TD
R. Marshall	6	107	17.8	0	26	0
B. Hoover	1	4	4.0	0	4	0
Returns	7	111	15.9	0	26	0

Dallas Cowboys	Own	Fum Rec.	Yds	TD	Opp.	FF Rec.	Yds	TD	Out
S. Hurd	0	0	0	0	1	1	0	0	0
G. Ellis	0	0	0	0	1	0	0	0	0
O. Hoyte	0	0	0	0	1	0	0	0	0
J. Ratliff	0	0	0	0	1	0	0	0	0
Total	0	0	0	0	3	2	0	0	0

Carolina Panthers	Own	Fum Rec.	Yds	TD	Opp.	FF Rec.	Yds	TD	Out
R. Marshall	1	2	0	0	0	0	0	0	0
J. Delhomme	1	0	0	0	0	0	0	0	0
B. Hoover	1	0	0	0	1	0	0	0	0
S. Smith	1	0	0	0	0	0	0	0	0
Total	4	2	0	0	0	0	0	0	0

FINAL TEAM STATISTICS

	VISITOR	HOME
TOTAL FIRST DOWNS	27	16
By Rushing	10	3
By Passing	15	10
By Penalty	2	3
THIRD DOWN EFFICIENCY	6-14-43%	3-9-33%
FOURTH DOWN EFFICIENCY	0-0-0%	0-0-0%
TOTAL NET YARDS	414	204
Total Offensive Plays (inc. times thrown passing)	76	51
Average gain per offensive play	5.4	4.0
NET YARDS RUSHING	156	76
Total Rushing Plays	38	17
Average gain per rushing play	4.1	4.5
Tackles for a loss-number and yards	4-9	0-0
NET YARDS PASSING	258	128
Times thrown - yards lost attempting to pass	2-12	3-21
Gross yards passing	270	149
PASS ATTEMPTS-COMPLETIONS-HAD INTERCEPTED	36-24-1	31-17-1
Avg gain per pass play (inc.# thrown passing)	6.8	3.8
KICKOFFS Number-In End Zone-Touchbacks	7-0-0	3-0-0
PUNTS Number and Average	4-48.3	6-42.5
Had Blocked	0	0

	VISITOR	HOME
FGs -PATs Had Blocked	0-0	0-0
Net Punting Average	37.8	37.8
TOTAL RETURN YARDAGE (Not Including Kickoffs)	28	24
No. and Yards Punt Returns	4-28	3-22
No. and Yards Kickoff Returns	3-81	7-111
No. and Yards Interception Returns	1-0	1-2
PENALTIES Number and Yards	9-86	5-44
FUMBLES Number and Lost	0-0	4-2
TOUCHDOWNS	4	2
Rushing	3	2
Passing	1	0
EXTRA POINTS Made-Attempts	4-4	2-2
Kicking Made-Attempts	3-3	2-2
Passing Made-Attempts	1-1	0-0
FIELD GOALS Made-Attempts	2-3	0-1
RED ZONE EFFICIENCY	4-5-80%	1-1-100%
GOAL TO GO EFFICIENCY	2-3-67%	1-1-100%
SAFETIES	0	0
FINAL SCORE	35	14
TIME OF POSSESSION	38:16	21:44

DEFENSIVE STATISTICS (based on coaches' film review)

Player	TT	S	A	S-yds	I-yds	PD	FF	FR	Player	TT	S	A	S-yds	I-yds	PD	FF	FR
M. Mintz	16	10	6	0	0	0	0	0	C. Gamble	5	5	0	0	1-2	0	0	0
T. Davis	12	8	4	0	0	0	0	0	M. Rucker	3	1	2	1-6	0	0	0	0
N. Diggs	9	6	3	0	0	1	0	0	D. Lewis	1	1	0	0	0	0	0	0
C. Draft	8	4	4	0	0	0	0	0	A. Wallace	1	1	0	0	0	0	0	0
S. Williams	7	1	6	0	0	0	0	0	K. Lucas	1	1	0	0	0	1	0	0
R. Marshall	6	5	1	0	0	1	0	0	C. Merton	1	1	0	0	0	0	0	0
M. Kemosatu	6	5	1	0	0	1	0	0	K. Moorehead	1	1	0	0	0	0	0	0
J. Peppers	5	4	1	0	0	0	0	0	A. Seward	1	1	0	0	0	0	0	0
K. Jenkins	5	3	2	1-6	0	0	0	0	Team Totals	88	58	30	2-12	1-2	4	0	0



WEATHER: Partly Cloudy, 58° Wind SSW 3 mph - **ATTENDANCE:** 67,717 - **TIME:** 3:05

Carolina scored 24 points in the second half to erase a 7-0 halftime deficit and post a 24-10 victory over the Tampa Bay Buccaneers in a Monday Night Football contest. – After being held to three first downs, 98 total net yards and committing two give-aways in the first half, the Carolina offense reversed its fortune with 14 first downs, 220 total net yards, did not commit a turnover, and converted two defensive take-aways into 14 points in the second half – The Panthers forced four turnovers on two interceptions and two fumble recoveries. Cornerback Ken Lucas and safety Shaun Williams each notched interceptions. Safety Mike Minter and defensive end Julius Peppers recovered fumbles – Peppers equaled a team-record and single-game best with three sacks to become the first player in Panthers history to record 50 career sacks. The effort marked his second three-sack game of the season, the sixth of his career and his 12th career outing with at least two sacks. – The sacks increased his season total to 11 sacks and enabled him to become the eighth player in NFL history to record at least 10 sacks in four of his first five seasons. – Wide receiver Steve Smith led the Panthers with eight catches for 149 yards and one touchdown, including five receptions for 117 yards and one touchdown in the second half. – The effort was the 21st 100-yard receiving game of his career, including the playoffs, and fourth of the year. – Running back DeShaun Foster rushed for 48 yards on 13 carries to move into second place in team history with 533 attempts, surpassing Stephen Davis. – Fullback Brad Hoover's five-yard scoring run was his first regular season rushing touchdown since his rookie season in 2000. – Punter Jason Baker equaled his single-game best with four punts inside the 20.

OFFICIALS

Referee – Bill Vinovich (52) **Umpire** – Tony Michalek (115) **Head Linesman** – Derick Bowers (74) **Line Judge** – John Hussey (35)
Field Judge – Gary Cavalletto (60) **Side Judge** – Laird Hayes (125) **Back Judge** – Keith Ferguson (61) **Replay** – Lloyd McPeters

STARTING LINEUPS

Tampa Bay Buccaneers

Offense		Defense	
TE 81	A. Smith	DE 94	G. Spires
LT 69	A. Davis	DT 95	C. Hovan
LG 72	D. Buening	DT 98	J. Bradley
C 76	J. Wade	DE 90	D. White
RG 75	D. Joseph	MLB 51	B. Ruud
RT 65	J. Trueblood	OLB 55	D. Brooks
TE 88	A. Becht	DB 27	T. Cox
WR 80	M. Clayton	LCB 21	J. Bolden
QB 7	B. Gradowski	RCB 20	R. Barber
FB 40	M. Alstott	SS 23	J. Phillips
RB 24	C. Williams	FS 26	W. Allen

Carolina Panthers

Offense		Defense	
WR 89	S. Smith	LDE 90	J. Peppers
WR 83	K. Colbert	LDT 99	M. Kemoatu
LT 69	J. Gross	RDT 77	K. Jenkins
LG 68	M. Wahle	RDE 93	M. Rucker
C 63	G. Hangartner	SLB 58	T. Davis
RG 71	E. Mathis	MLB 52	C. Draft
RT 73	J. Bridges	WLB 53	N. Diggs
TE 86	K. Mangum	LCB 20	C. Gamble
WR 19	K. Johnson	RCB 21	K. Lucas
QB 17	J. Delhomme	SS 36	S. Williams
RB 26	D. Foster	FS 30	M. Minter

CAROLINA SUBSTITUTIONS: K 4 J.Kasay, P 7 J.Baker, WR 18 D.Carter, S 25 K.McCadam, S 28 C.Branch, CB 31 R.Marshall, RB 34 D.Williams, CB 35 C.Morton, RB 37 N.Goings, LB 50 J.Anderson, LB 54 V.Ciurciu, LB 56 J.Kyle, LB 59 A.Seward, T 78 T.Fordham, TE 84 M. Gaines, TE 87 J.King, WR 88 K.Hankton, DT 92 D.Lewis, DT 94 K.Moorehead, DE 96 A.Wallace. **DID NOT PLAY:** QB 16 C.Weinke, C 66 W.Montgomery. **INACTIVE:** RB 32 E.Shelton, S 33 N.Salley, LB 57 B.Jamison, DT 67 J.Carstens, DE 74 S.McClover, C 75 J.Hartwig, G 76 D.Batiste, T 79 R.Butler.

	1	2	3	4	OT	TOTAL	FIELD GOALS (made() & missed)
VISITOR Tampa Bay Bucs	7	0	0	3	0	10	M. Bryant (28)
HOME Carolina Panthers	0	0	17	7	0	24	J. Kasay (28)

Team	Qtr	Clock Time	PLAY DESCRIPTION (Extra Point) (Drive Info)	SCORE	Visitor	Home
BUCCANEERS	1	2:23	I.Hillard 6 yd. pass from B.Gradowski (M.Bryant kick) (5-48, 2:30)	7	0	
PANTHERS	3	12:52	J.Kasay 28 yd. Field Goal (8-54, 2:08)	7	3	
PANTHERS	3	8:27	K.Johnson 4 yd. pass from J.Delhomme (J.Kasay kick) (8-44, 2:53)	7	10	
PANTHERS	3	1:50	B.Hoover 5 yd. run (J.Kasay kick) (4-16, 2:00)	7	17	
BUCCANEERS	4	8:32	M.Bryant 28 yd. Field Goal (8-59, 4:10)	10	17	
PANTHERS	4	3:11	S.Smith 36 yd. pass from J.Delhomme (J.Kasay kick) (8-72, 5:21)	10	24	

FINAL INDIVIDUAL STATISTICS

Tampa Bay Buccaneers

Carolina Panthers

RUSHING	ATT	YDS	AVG	LG	TD
C. Williams	15	44	2.9	11	0
B. Grakowski	5	22	4.4	6	0
M. Alstott	2	3	1.5	2	0
Total	22	69	3.1	11	0

RUSHING	ATT	YDS	AVG	LG	TD
D. Foster	13	48	3.7	13	0
D. Williams	7	19	2.7	15	0
B. Hoover	5	14	2.8	5	1
J. Delhomme	3	2	0.7	4	0
S. Smith	2	-5	-2.5	2	0
Total	30	78	2.6	15	1

PASSING	ATT	CMP	YDS	SK/YD	TD	LG	IN	Rtg.
B. Grakowski	32	17	173	3/20	1	27	2	53.3
Total	32	17	173	3/20	1	27	2	53.3

PASSING	ATT	CMP	YDS	SK/YD	TD	LG	IN	Rtg.
J. Delhomme	34	22	240	0/0	2	43	1	92.8
Total	34	22	240	0/0	2	43	1	92.8

PASS RECEIVING	NO	YDS	AVG	LG	TD
J. Galloway	5	87	17.4	27	0
I. Hilliard	4	30	7.5	17	1
A. Smith	3	18	6.0	8	0
M. Clayton	2	22	11.0	16	0
M. Alstott	2	16	8.0	18	0
M. Pittman	1	0	0.0	0	0
Total	17	173	10.2	27	1

PASS RECEIVING	NO	YDS	AVG	LG	TD
S. Smith	8	149	18.6	43	1
K. Johnson	6	37	6.2	9	1
B. Hoover	3	18	6.0	9	0
D. Foster	2	9	4.5	5	0
D. Williams	1	11	11.0	11	0
K. Mangum	1	10	10.0	10	0
M. Games	1	6	6.0	6	0
Total	22	240	10.9	43	2

INTERCEPTIONS	NO	YDS	AVG	LG	TD
R. Barber	1	0	0.0	0	0
Total	1	0	0.0	0	0

INTERCEPTIONS	NO	YDS	AVG	LG	TD
K. Lucas	1	0	0.0	0	0
S. Williams	1	0	0.0	0	0
Total	2	0	0.0	0	0

PUNTING	NO	YDS	AVG	TB	IN20	LG
J. Bidwell	6	259	43.2	0	2	57
Total	6	259	43.2	0	2	57

PUNTING	NO	YDS	AVG	TB	IN20	LG
J. Baker	6	278	46.3	1	4	54
Total	6	278	46.3	1	4	54

PUNT RETURNS	NO	YDS	AVG	FC	LG	TD
P. Buchanon	2	-4	-2.0	0	0	0
I. Hilliard	1	12	12.0	1	12	0
R. Barber	1	-1	-1.0	0	-1	0
[TOUCHBACK]	1	0	0.0	0	0	0
Returns	4	7	1.8	1	12	0

PUNT RETURNS	NO	YDS	AVG	FC	LG	TD
C. Gamble	3	20	6.7	1	10	0
S. Smith	1	0	0.0	0	0	0
[DOWNED]	1	0	0.0	0	0	0
Returns	4	20	5.0	1	8	0

KICKOFF RETURNS	NO	YDS	AVG	FC	LG	TD
M. Pittman	4	95	23.8	0	27	0
T. Cox	1	26	26.0	0	26	0
Returns	5	121	24.2	0	27	0

KICKOFF RETURNS	NO	YDS	AVG	FC	LG	TD
D. Williams	3	54	18.0	0	25	0
Returns	3	54	18.0	0	25	0

Tampa Bay Bucs		Own	Opp.	Out			
Fumbles	Fum Rec.	Yds	TD	FF Rec.	Yds	TD	Bnds
B. Grakowski	1	0	0	0	0	0	0
C. Williams	1	0	0	0	0	0	0
R. Barber	0	0	0	1	0	0	0
D. White	0	0	0	1	2	0	0
Total	2	0	0	1	1	0	0

Carolina Panthers		Own	Opp.	Out			
Fumbles	Fum Rec.	Yds	TD	FF Rec.	Yds	TD	Bnds
K. Johnson	1	0	0	0	0	0	0
C. Draft	0	0	0	1	0	0	0
M. Minter	0	0	0	0	1	0	0
J. Peppers	0	0	0	0	1	0	0
Total	1	0	0	1	2	0	0

FINAL TEAM STATISTICS

	VISITOR BUCCS				HOME PANTHERS				VISITOR BUCCS				HOME PANTHERS			
	FGs	PA	TD	Blocked	FGs	PA	TD	Blocked	FGs	PA	TD	Blocked	FGs	PA	TD	Blocked
TOTAL FIRST DOWNS	13	17			13	17			13	17			13	17		
By Rushing	3	6			3	6			3	6			3	6		
By Passing	9	9			9	9			9	9			9	9		
By Penalty	1	2			1	2			1	2			1	2		
THIRD DOWN EFFICIENCY	3-13-23%				6-14-43%				3-13-23%				6-14-43%			
FOURTH DOWN EFFICIENCY	0-1-0%				0-0-0%				0-1-0%				0-0-0%			
TOTAL NET YARDS	222				318				222				318			
Total Offensive Plays (inc. times thrown passing)	57				64				57				64			
Average gain per offensive play	3.9				5.0				3.9				5.0			
NET YARDS RUSHING	69				78				69				78			
Total Rushing Plays	22				30				22				30			
Average gain per rushing play	3.1				2.6				3.1				2.6			
Tackles for a loss - number and yards	2-3				4-10				2-3				4-10			
NET YARDS PASSING	153				240				153				240			
Times thrown - yards lost attempting to pass	3-20				0-0				3-20				0-0			
Gross yards passing	173				240				173				240			
PASS ATTEMPTS-COMPLETIONS-HAD INTERCEPTED	32-17-2				34-22-1				32-17-2				34-22-1			
Average gain per pass play (inc. # thrown passing)	4.4				7.1				4.4				7.1			
KICKOFFS Number-In End Zone-Touchbacks	3-0-0				5-0-0				3-0-0				5-0-0			
PUNTS Number and Average	6-43.2				6-46.3				6-43.2				6-46.3			
Had Blocked	0				0				0				0			
FGs - PATs Had Blocked	0-0				0-0				0-0				0-0			
Net punting average	39.8				41.8				39.8				41.8			
TOTAL RETURN YARDAGE (Not Including Kickoffs)	7				20				7				20			
No. and Yards Punt Returns	4-7				4-20				4-7				4-20			
No. and Yards Kickoff Returns	5-12				3-4				5-12				3-4			
No. and Yards Interception Returns	1-0				2-50				1-0				2-50			
PENALTIES Number and Yards	9-71				9-70				9-71				9-70			
FUMBLES Number and Lost	2-2				1-1				2-2				1-1			
TOUCHDOWNS	1				3				1				3			
Rushing	0				1				0				1			
Passing	1				2				1				2			
EXTRA POINTS Made-Attempts	1-1				3-3				1-1				3-3			
Kicking Made-Attempts	1-1				3-3				1-1				3-3			
FIELD GOALS Made-Attempts	1-1				1-1				1-1				1-1			
RED ZONE EFFICIENCY	1-2-50%				2-3-67%				1-2-50%				2-3-67%			
GOAL TO GO EFFICIENCY	0-0-0%				2-3-67%				0-0-0%				2-3-67%			
SAFETIES	0				0				0				0			
FINAL SCORE	10				24				10				24			
TIME OF POSSESSION	26:44				33:16				26:44				33:16			

DEFENSIVE STATISTICS

(based on coaches' film review)

Player	TT	S	A	S-yds	I-yds	PD	FF	FR	Player	TT	S	A	S-yds	I-yds	PD	FF	FR
C. Draft	9	6	3	0	0	1	1	0	M. Kemoeatu	2	1	1	0	0	0	0	0
T. Davis	8	5	3	0	0	0	0	0	R. Marshall	2	1	1	0	0	0	0	0
S. Williams	7	3	4	0	1-0	0	0	0	K. Moorehead	2	1	1	0	0	0	0	0
N. Diggs	6	3	3	0	0	0	0	0	M. Rucker	2	2	0	0	0	0	0	0
M. Minter	5	4	1	0	0	0	0	0	D. Lewis	2	0	2	0	0	0	0	0
J. Peppers	4	4	0	3-20	0	2	0	1	A. Seward	1	0	1	0	0	0	0	0
C. Gamble	3	3	0	0	0	0	0	0	Team Totals	58	36	22	3-20	2-0	5	1	1
K. Lucas	3	2	1	0	1-0	0	0	0									
K. Jenkins	2	1	1	0	0	2	0	0									

10

CAROLINA 15, ST. LOUIS 0

November 19, 2006 - Bank of America Stadium - Charlotte


WEATHER: Clear, 58°, Wind NW 8 mph - **ATTENDANCE:** 66,310 - **TIME:** 3:01

The Carolina defense tied a team record with seven sacks and the offense generated a team-record 242 rushing yards, as the Panthers defeated the Rams, 15-0. The victory was Carolina's third regular season shutout in team history and the first since a 13-0 win at New Orleans (10/19/97). - The Panthers defense allowed 111 total net yards against a Rams team that entered the game ranked eighth in the NFL in total offense with an average of 359.3 yards per game. The total represented the third fewest yards allowed in team history. The Rams were limited to 31 rushing yards and 80 passing yards, both season-lows for the Panthers. - Rookie running back DeAngelo Williams rushed for a team-high 114 yards on 20 carries, his first career 100-yard rushing game, and helped Carolina maintain possession for 38:43. Fellow running back DeShaun Foster rushed for 63 yards on nine carries before leaving the game in the second quarter with an injured elbow. - Defensive end Mike Rucker notched two sacks to increase his career total to 51 and become the second player in team history to record 50 career sacks, joining Julius Peppers. Rucker's second sack of Rams quarterback Marc Bulger resulted in the second safety of his career with 2:30 remaining in the fourth quarter. It marked the fourth safety in team history. - Quarterback Jake Delhomme completed 13-of-25 passes for 191 yards and one touchdown, a 62-yarder to wide receiver Steve Smith, with one interception and became the Panthers all-time leader for pass attempts, surpassing Steve Beuerlein. - Kicker John Kasay converted both of his field goal attempts and his only extra point opportunity to move into 20th place all-time in NFL history for points scored with 1,371, surpassing Fred Cox. - Punter Jason Baker established a career high with a gross average of 55.0 yards on five punts. - Cornerback Christian Morton intercepted Rams quarterback Marc Bulger in the third quarter to notch his first career interception and set up a field goal.

OFFICIALS

Referee — Jerome Boger (23) **Umpire** — Carl Madsen (92) **Head Linesman** — Ed Camp (134) **Line Judge** — Jeff Bergman (32)
Field Judge — Scott Steenson (88) **Side Judge** — Joe Larrew (73) **Back Judge** — Perry Paganelli (46) **Replay** — Dick Creed

STARTING LINEUPS

St. Louis Rams

Offense		Defense	
WR 81	T. Holt	LDE 91	L. Little
LT 72	A. Goldberg	UT 97	L. Glover
LG 79	T. Steussie	NT 73	J. Kennedy
C 68	R. Incognito	RDE 94	V. Adeyanju
RG 62	A. Timmerman	SLB 54	B. Chillar
RT 70	A. Barron	MLB 51	W. Witherspoon
TE 82	J. Klopfenstein	WLB 50	P. Tinoisamoa
WR 80	I. Bruce	LCB 26	T. Hill
QB 10	M. Bulger	RCB 34	F. Brown
FB 44	M. Hedgecock	SS 25	C. Chavous
RB 39	S. Jackson	FS 21	O. Atogwe

Carolina Panthers

Offense		Defense	
WR 89	S. Smith	LDE 90	J. Peppers
LT 69	J. Gross	LDT 99	M. Kemoatu
LG 68	M. Wahle	RDT 77	K. Jenkins
C 63	G. Hangartner	RDE 93	M. Rucker
RG 71	E. Mathis	SLB 58	T. Davis
RT 73	J. Bridges	MLB 52	C. Draft
TE 84	M. Gaines	WLB 53	N. Diggs
WR 19	K. Johnson	LCB 20	C. Gamble
QB 17	J. Delhomme	RCB 31	R. Marshall
FB 45	B. Hoover	SS 36	S. Williams
RB 26	D. Foster	FS 30	M. Minter

CAROLINA SUBSTITUTIONS: K 4 J.Kasay, P 7 J.Baker, WR 18 D.Carter, S 25 K.McCadam, CB 27 D.Byrum, S 28 C.Branch, RB 34 D.Williams, CB 35 C.Morton, RB 37 N.Goings, LB 50 J.Anderson, LB 54 V.Ciurciu, LB 56 J.Kyle, LB 59 A.Seward, T 78 T.Fordham, WR 83 K.Colbert, TE 86 K.Mangum, TE 87 J.King, WR 88 K.Hankton, DT 92 D.Lewis, DT 94 K.Moorehead, DE 96 A.Wallace. **DID NOT PLAY:** QB 16 C. Weinke, C 66 W. Montgomery. **INACTIVE:** CB 21 K.Lucas, RB 32 E.Shelton, S 33 N.Salley, LB 57 B.Jamison, DE 74 S.McClover, C 75 J.Hartwig, G 76 D.Batiste, T 79 R.Buller.

	1	2	3	4	OT	TOTAL	FIELD GOALS (made() & missed)
VISITOR St. Louis Rams	0	0	0	0	0	0	
HOME Carolina Panthers	0	10	3	2	0	15	J. Kasay (40) (34)

Team	Qtr	Clock Time	PLAY DESCRIPTION (Extra Point) (Drive Info)	SCORE
				Visitor Home
PANTHERS	2	4:06	J.Kasay 40 yd. Field Goal (10-66, 5:28)	0 3
PANTHERS	2	1:31	S.Smith 62 yd. pass from J.Delhomme (J.Kasay kick) (2-69, 0:15)	0 10
PANTHERS	3	1:01	J.Kasay 34 yd. Field Goal (4-9, 2:07)	0 13
PANTHERS	4	2:24	M.Bulger sacked in end zone by M.Rucker for a Safety	0 15

CAROLINA

360

PANTHERS

FINAL INDIVIDUAL STATISTICS

St. Louis Rams

RUSHING	ATT	YDS	AVG	LG	TD
S. Jackson	7	27	3.9	8	0
S. Davis	1	4	4.0	4	0
Total	8	31	3.9	8	0

PASSING	ATT	CMP	YDS	SK/YD	TD	LG	IN	Rtg.
M. Bulger	34	19	142	7/62	0	18	1	53.8
Total	34	19	142	7/62	0	18	1	53.8

PASS RECEIVING	NO	YDS	AVG	LG	TD
T. Holt	7	68	9.7	17	0
S. Jackson	7	30	4.3	15	0
J. Klopfenstein	1	18	18.0	18	0
K. Curtis	1	10	10.0	10	0
I. Bruce	1	6	6.0	6	0
S. McDonald	1	5	5.0	5	0
M. Hedgecock	1	5	5.0	5	0
Total	19	142	7.5	18	0

INTERCEPTIONS	NO	YDS	AVG	LG	TD
J. Carter	1	36	36.0	36	0
T. Hill	1	6	6.0	6	0
Total	2	42	21.0	36	0

PUNTING	NO	YDS	AVG	TB	IN20	LG
M. Turk	9	416	46.2	0	3	60
Total	9	416	46.2	0	3	60

PUNT RETURNS	NO	YDS	AVG	FC	LG	TD
S. McDonald	2	11	5.5	0	9	0
[TOUCHBACK]	3	0	0.0	0	0	0
Returns	2	11	5.5	0	9	0

KICKOFF RETURNS	NO	YDS	AVG	FC	LG	TD
W. Ponder	3	58	19.3	0	28	0
[TOUCHBACK]	1	0	0.0	0	0	0
Returns	3	58	19.3	0	28	0

St. Louis Rams	Own	Fum	Rec.	Yds	TD	FF	Opp.	Yds	TD	Out
T. Holt	1	0	0	0	0	0	0	0	0	0
O. Atogbe	0	0	0	0	0	2	0	0	0	0
F. Brown	0	0	0	0	0	1	0	0	0	0
L. Little	0	0	0	0	0	1	0	0	0	0
J. Kennedy	0	0	0	0	0	1	0	0	0	0
Total	1	0	0	0	0	4	1	0	0	0

Carolina Panthers

RUSHING	ATT	YDS	AVG	LG	TD
D. Williams	20	114	5.7	31	0
D. Foster	9	63	7.0	18	0
B. Hoover	7	34	4.9	17	0
N. Goings	4	34	8.5	26	0
J. Delhomme	3	-3	-1.0	-1	0
Total	43	242	5.6	31	0

PASSING	ATT	CMP	YDS	SK/YD	TD	LG	IN	Rtg.
J. Delhomme	25	13	191	3/22	1	62	1	73.9
K. Johnson	1	0	0	0/0	0	0	0	0.0
Total	26	13	191	3/22	1	62	2	55.1

PASS RECEIVING	NO	YDS	AVG	LG	TD
S. Smith	4	90	22.5	62	1
K. Johnson	4	55	13.8	31	0
N. Goings	2	25	12.5	23	0
D. Williams	2	24	12.0	18	0
B. Hoover	1	-3	-3.0	-3	0
Total	13	191	14.7	62	1

INTERCEPTIONS	NO	YDS	AVG	LG	TD
C. Morton	1	8	8.0	8	0
Total	1	8	8.0	8	0

PUNTING	NO	YDS	AVG	TB	IN20	LG
J. Baker	5	275	55.0	3	0	61
Total	5	275	55.0	3	0	61

PUNT RETURNS	NO	YDS	AVG	FC	LG	TD
C. Gamble	3	13	4.3	2	9	0
S. Smith	1	-2	-2.0	0	-2	0
[DOWNED]	3	0	0.0	0	0	0
Returns	4	11	2.8	2	9	0

KICKOFF RETURNS	NO	YDS	AVG	FC	LG	TD
D. Williams	1	7	7.0	0	7	0
S. Smith	1	3	3.0	0	3	0
Returns	2	10	5.0	0	7	0

Carolina Panthers	Own	Fum	Rec.	Yds	TD	FF	Opp.	Yds	TD	Out
D. Foster	1	1	2	0	0	0	0	0	0	1
C. Gamble	1	1	0	0	0	0	0	0	0	0
D. Williams	1	1	0	0	0	0	0	0	0	0
J. Delhomme	1	0	0	0	0	0	0	0	0	0
B. Hoover	1	0	0	0	0	0	0	0	0	0
D. Byrum	0	0	0	0	1	0	0	0	0	0
R. Marshall	0	0	0	0	1	25	0	0	0	0
Total	5	3	2	0	1	25	0	1	0	1

FINAL TEAM STATISTICS

	VISITOR		HOME			VISITOR		HOME	
	RAMS	PANTHERS	RAMS	PANTHERS		RAMS	PANTHERS		
TOTAL FIRST DOWNS	8	20	8	20	FGs - PATs Had Blocked	0-0	0-0	0-0	0-0
By Rushing	1	13	1	13	Net Punting Average	45.0	40.8	45.0	40.8
By Passing	6	7	6	7	TOTAL RETURN YARDAGE (Not Including Kickoffs)	53	19	53	19
By Penalty	1	0	1	0	No. and Yards Punt Returns	2-11	4-11	2-11	4-11
THIRD DOWN EFFICIENCY	2-12-17%	6-15-40%	2-12-17%	6-15-40%	No. and Yards Kickoff Returns	3-58	2-10	3-58	2-10
FOURTH DOWN EFFICIENCY	0-0-0%	0-0-0%	0-0-0%	0-0-0%	No. and Yards Interception Returns	2-42	1-8	2-42	1-8
TOTAL NET YARDS	111	411	111	411	PENALTIES Number and Yards	6-40	9-80	6-40	9-80
Total Offensive Plays (inc. times thrown passing)	49	72	49	72	FUMBLES Number and Lost	1-1	5-1	1-1	5-1
Average gain per offensive play	2.3	5.7	2.3	5.7	TOUCHDOWNS	0	0	0	0
NET YARDS RUSHING	31	242	31	242	Rushing	0	0	0	0
Total Rushing Plays	8	43	8	43	Passing	0	1	0	1
Average gain per rushing play	3.9	5.6	3.9	5.6	EXTRA POINTS Made-Attempts	0-0	1-1	0-0	1-1
Tackles for a loss-number and yards	0-0	1-1	0-0	1-1	Kicking Made-Attempts	0-0	1-1	0-0	1-1
NET YARDS PASSING	80	169	80	169	FIELD GOALS Made-Attempts	0-0	2-2	0-0	2-2
Times Thrown - yards lost attempting to pass	7-62	3-22	7-62	3-22	RED ZONE EFFICIENCY	0-0-0%	0-2-0%	0-0-0%	0-2-0%
Gross yards passing	142	191	142	191	GOAL TO GO EFFICIENCY	0-0-0%	0-2-0%	0-0-0%	0-2-0%
PASS ATTEMPTS-COMPLETIONS-HAD INTERCEPTED	34-19-1	26-13-2	34-19-1	26-13-2	SAFETIES	0	1	0	1
Avg gain per pass play (inc.# thrown passing)	2.0	5.8	2.0	5.8	FINAL SCORE	0	15	0	15
KICKOFFS Number-In End Zone-Touchbacks	2-0-0	4-2-1	2-0-0	4-2-1	TIME OF POSSESSION	21:17	38:43	21:17	38:43
PUNTS Number and Average	9-46.2	5-55.0	9-46.2	5-55.0					
Had Blocked	0	0	0	0					

DEFENSIVE STATISTICS

(based on coaches' film review)

Player	TT	S	A	S-yds	I-yds	PD	FF	FR	Player	TT	S	A	S-yds	I-yds	PD	FF	FR
T. Davis	10	9	1	1.5-10	0	0	0	0	S. Williams	2	2	0	0	0	1	0	0
R. Marshall	7	5	2	0	0	3	0	1	C. Morton	2	2	0	0	1-8	1	0	0
C. Dralt	5	5	0	1.5-14	0	0	0	0	N. Diggs	2	2	0	0	0	0	0	0
M. Rucker	4	2	2	2-13	0	0	0	0	D. Byrum	1	1	0	0	0	0	1	0
C. Gamble	3	3	0	0	0	0	0	0	K. Moorehead	1	0	1	0.5-5	0	0	0	0
D. Lewis	3	1	2	1.5-20	0	0	0	0	M. Minter	0	0	0	0	0	1	0	0
A. Wallace	2	1	1	0	0	1	0	0	Team Totals	42	33	9	7-62	1-8	7	1	1


WEATHER: Sunny, 60°, Wind WSW 3 mph - **ATTENDANCE:** 85,450 - **TIME:** 3:05

Redskins quarterback Jason Campbell threw a 66-yard touchdown pass to tight end Chris Cooley with 4:26 remaining in the game to provide Washington with the decisive points in a 17-13 victory over the Panthers at FedExField. — Panthers quarterback Jake Delhomme's pass intended for wide receiver Steve Smith was intercepted in the end zone with 1:10 remaining in the fourth quarter to secure the victory for the Redskins. — Delhomme completed 23-of-38 passes for 168 yards and one touchdown with two interceptions and became the Panthers all-time leader with 1,056 completions and 12,855 passing yards, surpassing Steve Beuerlein. — Rookie running back DeAngelo Williams made his first NFL start, starting in place of running back DeShaun Foster, who was sidelined with an injured elbow. Williams led the Panthers with 63 yards rushing on 17 attempts and added three receptions for 23 yards. — The Panthers defense limited Washington to only three first downs passing as Campbell finished with 118 yards on 11-of-23 passing, but threw two touchdowns. The three first downs matched the fewest allowed in team history, previously accomplished at Buffalo (9/10/95). — Jason Baker punted a career-long 70-yarder, bettering his previous best of 68 yards. It equaled the third-longest punt in team history, previously accomplished two times. — The victory for the Redskins was the seventh in eight meetings between the teams. Of the eight games between Carolina and Washington since the series began, seven have been decided by four points or less.

OFFICIALS

Referee — Ed Hochuli (85) **Umpire** — Chad Brown (31) **Head Linesman** — Mike Hittner (28) **Line Judge** — Tom Symonette (100)
Field Judge — Tom Sifferman (118) **Side Judge** — Don Carlsen (39) **Back Judge** — Scott Helverson (93) **Replay** — Howard Stavin

STARTING LINEUPS
Carolina Panthers

Offense		Defense	
WR 89	S. Smith	LDE 90	J. Peppers
LT 69	J. Gross	LDT 92	D. Lewis
LG 68	M. Wahle	RDT 77	K. Jenkins
C 63	G. Hangartner	RDE 93	M. Rucker
RG 71	E. Mathis	SLB 50	J. Anderson
RT 73	J. Bridges	MLB 52	C. Draft
TE 84	M. Gaines	DB 35	C. Morton
WR 19	K. Johnson	LCB 20	C. Gamble
QB 17	J. Delhomme	RCB 31	R. Marshall
FB 45	B. Hoover	SS 36	S. Williams
RB 34	D. Williams	FS 30	M. Minter

Washington Redskins

Offense		Defense	
WR 82	A. Randle El	LDE 93	P. Daniels
LT 60	C. Samuels	LDT 96	C. Griffin
LG 66	D. Dockery	RDT 64	K. Golston
C 61	C. Rabach	RDE 99	A. Carter
RG 77	R. Thomas	SLB 53	M. Washington
RT 76	J. Jansen	MLB 98	L. Marshall
TE 47	C. Cooley	WLB 57	W. Holdman
WR 85	B. Lloyd	LCB 24	S. Springs
QB 17	J. Campbell	RCB 22	C. Rogers
WR 89	S. Moss	SS 39	V. Fox
RB 46	L. Betts	FS 21	S. Taylor

CAROLINA SUBSTITUTIONS: K 4 J.Kasay, P 7 J.Baker, WR 18 D.Carter, S 25 K.McCadam, S 28 C.Branch, RB 32 E.Shelton, RB 37 N.Goings, LB 50 J.Anderson, LB 53 N.Diggs, LB 54 V.Ciurciu, LB 56 J.Kyle, LB 57 B.Jamison, LB 59 A.Seward, C 66 W.Montgomery, T 78 T.Fordham, TE 86 K.Mangum, TE 87 J.King, WR 88 K.Hankton, DT 94 K.Moorehead, DE 96 A.Wallace, DT 99 M.Kemoatu. **DID NOT PLAY:** QB 16 C. Weinke, CB 21 K. Lucas. **INACTIVE:** WR 11 T.Biddle, RB 26 D.Foster, CB 27 D.Byrum, S 33 N.Salley, DE 74 S.McClover, G 76 D.Batiste, T 79 R.Buller, WR 83 K.Colbert.

	1	2	3	4	OT	TOTAL	FIELD GOALS (made...) & missed)
VISITOR Carolina Panthers	3	3	0	7	0	13	J. Kasay (42) (51)
HOME Washington Redskins	0	3	7	7	0	17	N. Novak 37WL (42)

Team	Qtr	Clock Time	PLAY DESCRIPTION (Extra Point) (Drive Info)	SCORE	
				Visitor	Home
PANTHERS	1	3:30	J.Kasay 42 yd. Field Goal (9-65, 4:23)	3	0
REDSKINS	2	4:35	N.Novak 42 yd. Field Goal (9-31, 4:27)	3	3
PANTHERS	2	0:00	J.Kasay 51 yd. Field Goal (3-11, 0:13)	6	3
REDSKINS	3	0:02	A.Randle El 4 yd. pass from J.Campbell (N.Novak kick) (7-36, 4:02)	6	10
PANTHERS	4	7:55	S.Smith 8 yd. pass from J.Delhomme (J.Kasay kick) (15-74, 7:07)	13	10
REDSKINS	4	4:26	C.Cooley 66 yd. pass from J.Campbell (N.Novak kick) (4-80, 1:25)	13	17

FINAL INDIVIDUAL STATISTICS

Carolina Panthers

Washington Redskins

RUSHING						RUSHING					
	ATT	YDS	AVG	LG	TD		ATT	YDS	AVG	LG	TD
D. Williams	17	63	3.7	28	0	L. Betts	24	104	4.3	13	0
E. Shelton	2	16	8.0	9	0	T. Duckett	7	24	3.4	19	0
N. Goings	2	11	5.5	6	0	M. Sellers	1	13	13.0	13	0
B. Hoover	3	7	2.3	5	0	J. Campbell	4	7	1.8	10	0
S. Smith	1	4	4.0	4	0	A. Randle El	1	-5	-5.0	-5	0
Total	25	101	4.0	28	0	Total	37	143	3.9	19	0

PASSING									PASSING								
	ATT	CMP	YDS	SK/YD	TD	LG	IN	Rtg.		ATT	CMP	YDS	SK/YD	TD	LG	IN	Rtg.
J. Delhomme	38	23	168	1/5	1	19	2	57.8	J. Campbell	23	11	118	1/8	2	66	1	74.2
Total	38	23	168	1/5	1	19	2	57.8	Total	23	11	118	1/8	2	66	1	74.2

PASS RECEIVING						PASS RECEIVING					
	NO	YDS	AVG	LG	TD		NO	YDS	AVG	LG	TD
K. Johnson	6	38	6.3	15	0	C. Cooley	3	89	29.7	66	1
S. Smith	5	34	6.8	10	1	S. Moss	3	12	4.0	10	0
D. Williams	3	23	7.7	14	0	L. Betts	2	4	2.0	8	0
B. Hoover	3	23	7.7	16	0	B. Lloyd	1	8	8.0	8	0
D. Carter	3	14	4.7	5	0	A. Randle El	1	4	4.0	4	1
N. Goings	2	17	8.5	11	0	B. Kozlowski	1	1	1.0	1	0
K. Mangum	1	19	19.0	19	0	Total	11	118	10.7	66	2
Total	23	168	7.3	19	1						

INTERCEPTIONS						INTERCEPTIONS					
	NO	YDS	AVG	LG	TD		NO	YDS	AVG	LG	TD
R. Marshall	1	1	1.0	1	0	S. Taylor	1	25	25.0	25	0
Total	1	1	1.0	1	0	V. Fox	1	-4	-4.0	-4	0
						Total	2	21	10.5	25	0

PUNTING						PUNTING							
	NO	YDS	AVG	TB	IN20	LG		NO	YDS	AVG	TB	IN20	LG
J. Baker	8	334	41.8	2	0	70	D. Frost	8	320	40.0	1	4	56
Total	8	334	41.8	2	0	70	Total	8	320	40.0	1	4	56

PUNT RETURNS						PUNT RETURNS							
	NO	YDS	AVG	FC	LG	TD		NO	YDS	AVG	FC	LG	TD
C. Gamble	3	16	5.3	1	10	0	A. Randle El	5	13	2.6	0	7	0
S. Smith	1	0	0.0	0	0	0	[DOWNED]	1	0	0.0	0	0	0
[DOWNED]	2	0	0.0	0	0	0	[TOUCHBACK]	2	0	0.0	0	0	0
[TOUCHBACK]	1	0	0.0	0	0	0	Returns	5	13	2.6	0	7	0
Returns	4	16	4.0	1	10	0							

KICKOFF RETURNS						KICKOFF RETURNS							
	NO	YDS	AVG	FC	LG	TD		NO	YDS	AVG	FC	LG	TD
N. Goings	3	64	21.3	0	28	0	R. Cartwright	2	57	28.5	0	33	0
M. Gaines	1	17	17.0	0	17	0	M. Sellers	1	13	13.0	0	13	0
Returns	4	81	20.3	0	28	0	Returns	3	70	23.3	0	33	0

Carolina Panthers Own FUMBLES								Washington Redskins Own FUMBLES												
	Fum	Rec.	Yds	TD	FF	Rec.	Yds	TD	Bnds		Fum	Rec.	Yds	TD	FF	Rec.	Yds	TD	Bnds	
C. Draft	0	0	0	0	1	0	0	0	0	T. Duckett	1	0	0	0	0	0	0	0	0	1
R. Marshall	0	0	0	0	1	0	0	0	0	S. Moss	1	0	0	0	0	0	0	0	1	
Total	0	0	0	0	2	0	0	0	0	A. Randle El	1	0	0	0	0	0	0	0	1	
										C. Cooley	0	1	0	0	0	0	0	0	0	
										Total	3	1	0	0	0	0	0	0	2	

FINAL TEAM STATISTICS

	VISITOR PANTHERS				HOME REDSKINS					VISITOR PANTHERS				HOME REDSKINS			
	ATT	YDS	AVG	LG	ATT	YDS	AVG	LG		ATT	YDS	AVG	LG	ATT	YDS	AVG	LG
TOTAL FIRST DOWNS	15	14	FGs -PATs Had Blocked	0-0	0-0												
By Rushing	5	10	Net Punting Average	35.1	35.5												
By Passing	9	3	TOTAL RETURN YARDAGE (Not Including Kickoffs)	17	34												
By Penalty	1	1	No. and Yards Punt Returns	4-16	5-13												
THIRD DOWN EFFICIENCY	6-16-38%	4-15-27%	No. and Yards Kickoff Returns	4-81	3-70												
FOURTH DOWN EFFICIENCY	0-1-0%	0-0-0%	No. and Yards Interception Returns	1-1	2-21												
TOTAL NET YARDS	264	253	PENALTIES Number and Yards	4-40	6-40												
Total Offensive Plays (inc. times thrown passing)	64	61	FUMBLES Number and Lost	0-0	3-0												
Average gain per offensive play	4.1	4.1	TOUCHDOWNS	1	2												
NET YARDS RUSHING	101	143	Rushing	0	0												
Total Rushing Plays	25	37	Passing	1	2												
Average gain per rushing play	4.0	3.9	EXTRA POINTS Made-Attempts	1-1	2-2												
Tackles for a loss-number and yards	1-1	4-10	Kicking Made-Attempts	1-1	2-2												
NET YARDS PASSING	163	110	FIELD GOALS Made-Attempts	2-2	1-2												
Times thrown - yards lost attempting to pass	1-5	1-8	RED ZONE EFFICIENCY	1-1-100%	1-2-50%												
Gross yards passing	168	118	GOAL TO GO EFFICIENCY	0-0-0%	1-1-100%												
PASS ATTEMPTS-COMPLETIONS-HAD INTERCEPTED	38-23-2	23-11-1	SAFETIES	0	0												
Avg gain per pass play (inc.# thrown passing)	4.2	4.6	FINAL SCORE	13	17												
KICKOFFS Number-In End Zone-Touchbacks	3-0-0	4-0-0	TIME OF POSSESSION	30:46	29:14												
PUNTS Number and Average	6-41.8	8-40.0															
Had Blocked	0	0															

DEFENSIVE STATISTICS (based on coaches' film review)

Player	TT	S	A	S-yds	I-yds	PD	FF	FR	Player	TT	S	A	S-yds	I-yds	PD	FF	FR
C. Draft	6	6	0	1-8	0	0	0	0	R. Marshall	4	4	0	0	1-1	0	1	0
S. Williams	6	5	1	0	0	1	0	0	M. Kemoeau	4	2	2	0	0	0	0	0
K. Jenkins	5	4	1	0	0	0	0	0	M. Rucker	3	3	0	0	0	0	0	0
T. Davis	5	3	2	0	0	1	0	0	D. Lewis	3	3	0	0	0	0	0	0
J. Peppers	5	3	2	0	0	1	0	0	C. Morton	2	1	1	0	0	0	0	0
N. Diggs	5	3	2	0	0	0	0	0	A. Wallace	2	1	1	0	0	1	0	0
M. Minter	5	2	3	0	0	0	0	0	Team Totals	55	40	15	1-8	1-1	4	2	0


WEATHER: Clear, 32°, Wind WNW 8 mph - **ATTENDANCE:** 69,098 - **TIME:** 3:15

Kicker David Akers provided the game-winning points on a 25-yard field goal with 3:13 remaining in the game as the Eagles defeated the Panthers, 27-24, on Monday Night Football. — Carolina's bid to tie or win the game ended when the Panthers advanced to the seven yard-line but were intercepted by Eagles cornerback Lito Sheppard in the end zone with 28 seconds remaining. — Philadelphia scored 20 second-half points to overcome the Panthers 14-7 halftime lead. — Quarterback Jake Delhomme threw for 269 yards and three touchdowns with two interceptions on 22-of-37 passing. His three touchdown passes increased his career total to 87 and enabled him to surpass Steve Beuerlein and become the team's all-time leader. — Running back DeAngelo Williams, a starter in place of the injured DeShaun Foster, produced 175 total yards and became the first running back in team history to record a 100-yard receiving game. He generated a team-high 101 receiving yards and one touchdown on seven receptions and rushed for 74 yards on 17 carries. — Wide receiver Steve Smith notched four catches to surpass Wesley Walls and improve to second all-time in team history for receptions. — Wide receiver Keyshawn Johnson added four receptions to become the 16th player in NFL history to record 800 career receptions. — Kicker John Kasay surpassed Jim Bakken and Mark Mosley to move to 17th all-time in NFL history for scoring. Kasay converted a 45-yard field goal attempt and all three of his extra point attempts. — Punter Jason Baker landed two punts inside the 20 and surpassed his previous career high of 23, recorded with the Panthers in 2005. — The loss dropped Carolina's all-time record on Monday Night Football to 4-3 and the team's overall record in regular season prime time games to 8-10.

OFFICIALS

Referee — Walt Anderson (66) **Umpire** — Butch Hannah (40) **Head Linesman** — Phil McKinney (110) **Line Judge** — Gary Arthur (108)
Field Judge — Terry Brown (43) **Side Judge** — Rick Patterson (15) **Back Judge** — Billy Smith (2) **Replay** — Dale Hamer

STARTING LINEUPS
Carolina Panthers

Offense		Defense	
WR 89	S. Smith	LDE 90	J. Peppers
LT 69	J. Gross	LDT 92	D. Lewis
LG 68	M. Wahle	RDT 77	K. Jenkins
C 63	G. Hangartner	RDE 93	M. Rucker
RG 71	E. Mathis	SLB 58	T. Davis
RT 73	J. Bridges	MLB 52	C. Draft
TE 84	M. Gaines	CB 21	K. Lucas
WR 19	K. Johnson	LCB 20	C. Gamble
QB 17	J. Delhomme	RCB 31	R. Marshall
FB 45	B. Hoover	SS 36	S. Williams
RB 34	D. Williams	FS 30	M. Minter

Philadelphia Eagles

Offense		Defense	
WR 18	D. Stallworth	LDE 58	T. Cole
LT 72	W. Thomas	LDT 98	M. Patterson
LG 79	T. Herremans	RDT 97	D. Walker
C 67	J. Jackson	RDE 90	D. Howard
RG 73	S. Andrews	SLB 55	D. Jones
RT 69	J. Runyan	MLB 54	J. Trotter
TE 82	L. Smith	WLB 96	O. Gaither
WR 86	R. Brown	LCB 26	L. Sheppard
WR 84	H. Baskett	RCB 24	S. Brown
QB 7	J. Garcia	SS 37	S. Considine
RB 36	B. Westbrook	FS 20	B. Dawkins

CAROLINA SUBSTITUTIONS: K 4 J.Kasay, P 7 J.Baker, WR 18 D.Carter, S 25 K.McCadam, S 28 C.Branch, RB 32 E.Shelton, CB 35 C.Morton, RB 37 N.Goings, LB 50 J.Anderson, LB 53 N.Diggs, LB 54 V.Ciurciu, LB 56 J.Kyle, LB 57 B.Jamison, LB 59 A.Seward, T 78 T.Fordham, TE 86 K.Mangum, TE 87 J.King, WR 88 K.Hankton, DT 94 K.Moorehead, DE 96 A.Wallace, 99 M.Kemoatu, **DID NOT PLAY:** QB 16 C. Weinke, C 66 W.Montgomery. **INACTIVE:** WR 11 T.Biddle, RB 26 D.Foster, CB 27 D.Byrum, S 33 N.Salley, DE 74 S.McClover, G 76 D.Batiste, T 79 R.Bulter, WR 83 K.Colbert.

	1	2	3	4	OT	TOTAL	FIELD GOALS (made() & missed)
VISITOR Carolina Panthers	7	7	7	3	0	24	J. Kasay (45)
HOME Philadelphia Eagles	0	7	7	13	0	27	D. Akers (28) (25)

Team	Qtr	Clock Time	PLAY DESCRIPTION (Extra Point) (Drive Info)	SCORE	Visitor	Home
PANTHERS	1	7:02	S. Smith 9 yd. pass from J. Delhomme (J. Kasay kick) (7-63, 3:34)	7	7	0
EAGLES	2	2:12	B. Westbrook 8 yd. pass from J. Garcia (D. Akers kick) (5-70, 1:48)	7	7	7
PANTHERS	2	0:04	K. Johnson 1 yd. pass from J. Delhomme (J. Kasay kick) (6-78, 0:50)	14	7	7
EAGLES	3	8:49	D. Stallworth 30 yd. pass from J. Garcia (D. Akers kick) (10-74, 5:03)	14	14	14
PANTHERS	3	5:08	D. Williams 35 yd. pass from J. Delhomme (J. Kasay kick) (8-71, 3:41)	21	14	14
EAGLES	4	14:12	D. Akers 28 yd. Field Goal (10-63, 5:56)	21	17	14
PANTHERS	4	11:08	J. Kasay 45 yd. Field Goal (6-33, 3:04)	24	17	14
EAGLES	4	9:26	R. Brown 40 yd. pass from J. Garcia (D. Akers kick) (4-73, 1:42)	24	24	14
EAGLES	4	3:13	D. Akers 25 yd. Field Goal (8-30, 4:02)	24	27	14

FINAL INDIVIDUAL STATISTICS

Carolina Panthers

RUSHING	ATT	YDS	AVG	LG	TD
D. Williams	17	74	4.4	20	0
S. Smith	1	15	15.0	15	0
J. Delhomme	1	10	10.0	10	0
E. Shelton	4	9	2.3	3	0
Total	23	108	4.7	20	0

PASSING	ATT	CMP	YDS	SK/YD	TD	LG	IN	Rtg.
J. Delhomme	37	22	269	0/0	3	41	2	86.4
Total	37	22	269	0/0	3	41	2	86.4

PASS RECEIVING	NO	YDS	AVG	LG	TD
D. Williams	7	101	14.4	41	1
K. Johnson	4	65	16.3	27	1
S. Smith	4	54	13.5	38	1
K. Mangum	2	23	11.5	16	0
B. Hoover	2	6	3.0	3	0
M. Gaines	1	12	12.0	12	0
D. Carter	1	5	5.0	5	0
N. Goings	1	3	3.0	3	0
Total	22	269	12.2	41	3

INTERCEPTIONS	NO	YDS	AVG	LG	TD
Total	0	0	0.0	0	0

PUNTING	NO	YDS	AVG	TB	IN20	LG
J. Baker	7	329	47.0	0	2	52
Total	7	329	47.0	0	2	52

PUNT RETURNS	NO	YDS	AVG	FC	LG	TD
C. Gamble	2	8	4.0	0	6	0
S. Smith	1	5	5.0	1	5	0
[DOWNED]	2	0	0.0	0	0	0
[TOUCHBACK]	1	0	0.0	0	0	0
Returns	3	13	4.3	1	6	0

KICKOFF RETURNS	NO	YDS	AVG	FC	LG	TD
N. Goings	6	154	25.7	0	33	0
Returns	6	154	25.7	0	33	0

Carolina Panthers Own FUMBLES	Fum Rec.	Yds	TD	Opp. Fum Rec.	Yds	TD	Out Bnds
S. Smith	1	0	0	0	0	0	1
M. Rucker	0	0	0	1	0	0	0
Total	1	0	0	1	0	0	1

Philadelphia Eagles

RUSHING	ATT	YDS	AVG	LG	TD
B. Westbrook	16	68	4.3	20	0
C. Buckhalter	5	17	3.4	4	0
J. Garcia	5	12	2.4	10	0
R. Brown	1	1	1.0	1	0
Total	27	98	3.6	20	0

PASSING	ATT	CMP	YDS	SK/YD	TD	LG	IN	Rtg.
J. Garcia	39	21	312	1/8	3	51	0	105.9
Total	39	21	312	1/8	3	51	0	105.9

PASS RECEIVING	NO	YDS	AVG	LG	TD
B. Westbrook	6	56	9.3	29	1
R. Brown	5	79	15.8	40	1
D. Stallworth	4	111	27.8	51	1
C. Buckhalter	3	25	8.3	13	0
H. Baskett	1	22	22.0	22	0
G. Lewis	1	14	14.0	14	0
T. Tapeh	1	5	5.0	5	0
Total	21	312	14.9	51	3

INTERCEPTIONS	NO	YDS	AVG	LG	TD
B. Dawkins	1	38	38.0	38	0
L. Sheppard	1	0	0.0	0	0
Total	2	38	19.0	38	0

PUNTING	NO	YDS	AVG	TB	IN20	LG
D. Johnson	7	300	42.9	1	2	60
Total	7	300	42.9	1	2	60

PUNT RETURNS	NO	YDS	AVG	FC	LG	TD
R. Mahe	4	24	6.0	2	13	0
B. Westbrook	0	0	0.0	1	0	0
Returns	4	24	6.0	3	13	0

KICKOFF RETURNS	NO	YDS	AVG	FC	LG	TD
R. Mahe	4	67	16.8	0	19	0
M. Schobel	1	2	2.0	0	2	0
Returns	5	69	13.8	0	19	0

Philadelphia Eagles Own FUMBLES	Fum Rec.	Yds	TD	Opp. Fum Rec.	Yds	TD	Out Bnds
J. Garcia	1	0	0	0	0	0	0
M. Schobel	1	0	0	0	0	0	0
S. Considine	0	0	0	1	0	0	0
Total	2	0	0	1	0	0	0

FINAL TEAM STATISTICS

	VISITOR PANTHERS	HOME EAGLES
TOTAL FIRST DOWNS	18	18
By Rushing	6	5
By Passing	10	12
By Penalty	2	1
THIRD DOWN EFFICIENCY	4-13-31%	7-17-41%
FOURTH DOWN EFFICIENCY	0-0-0%	0-0-0%
TOTAL NET YARDS	377	402
Total Offensive Plays (inc. times thrown passing)	60	67
Average gain per offensive play	6.3	6.0
NET YARDS RUSHING	108	98
Total Rushing Plays	23	27
Average gain per rushing play	4.7	3.6
Tackles for a loss-number and yards	2-4	2-5
NET YARDS PASSING	269	304
Times thrown - yards lost attempting to pass	0-0	1-8
Gross yards passing	269	312
PASS ATTEMPTS-COMPLETIONS-HAD INTERCEPTED	37-22-2	39-21-0
Avg gain per pass play (inc.# thrown passing)	7.3	7.6
KICKOFFS Number-In End Zone-Touchbacks	5-0-0	6-0-0
PUNTS Number and Average	7-47.0	7-42.9
Had Blocked	0	0

	VISITOR PANTHERS	HOME EAGLES
FGs -PATs Had Blocked	0-0	0-0
Net Punting Average	43.6	38.1
TOTAL RETURN YARDAGE (Not Including Kickoffs)	13	62
No. and Yards Punt Returns	3-13	4-24
No. and Yards Kickoff Returns	6-154	5-69
No. and Yards Interception Returns	0-0	2-38
PENALTIES Number and Yards	7-67	8-72
FUMBLES Number and Lost	1-0	2-0
TOUCHDOWNS	3	3
Rushing	0	0
Passing	3	3
EXTRA POINTS Made-Attempts	3-3	3-3
Kicking Made-Attempts	3-3	3-3
FIELD GOALS Made-Attempts	0	1-1
RED ZONE EFFICIENCY	2-3-67%	1-3-33%
GOAL TO GO EFFICIENCY	1-2-50%	1-1-100%
SAFETIES	0	0
FINAL SCORE	24	27
TIME OF POSSESSION	27:37	32:23

DEFENSIVE STATISTICS (based on coaches' film review)

Player	TT	S	A	S-yds	I-yds	PD	FF	FR	Player	TT	S	A	S-yds	I-yds	PD	FF	FR
C. Dratt	9	5	4	0	0	0	0	0	K. Jenkins	3	2	1	0	0	0	0	0
S. Williams	8	7	1	0	0	0	0	0	M. Kormosatu	3	2	1	0	0	0	0	0
T. Davis	7	7	0	0	0	0	0	0	N. Diggs	2	2	0	0	0	0	0	0
M. Minter	6	6	0	0	0	1	0	0	K. Moorehead	1	1	0	0	0	0	0	0
R. Marshall	5	4	1	0	0	2	0	0	A. Wallace	1	1	0	0	0	0	0	0
C. Gamble	4	3	1	0	0	0	0	0	J. Anderson	1	1	0	0	0	0	0	0
J. Peppers	4	4	0	0	0	0	0	0	D. Lewis	1	0	1	0	0	1	0	0
M. Rucker	3	2	1	1-8	0	0	1	0	Team Totals	58	47	11	1-8	0	5	1	0



WEATHER: Sunny, 47°. Wind SW 6 mph - **ATTENDANCE:** 68,350 - **TIME:** 3:17

Carolina fell victim to turnovers and missed opportunities in a 27-13 loss to the New York Giants although quarterback Chris Weinke established a team record with 423 yards passing and his 34 completions and 61 attempts ranked as the second-highest in team history. The 463 total net yards generated by the offense were the second most in team history. Weinke made his first start since 2002. - Quarterback Jake Delhomme missed a start because of injury for the first time of his career and was inactive with an injured right thumb. His team record for consecutive starts by a quarterback ended at 59, the fourth-longest active streak in the NFL behind Green Bay's Brett Favre, Indianapolis' Peyton Manning and New England's Tom Brady. - The Panthers played virtually the entire game with only two healthy cornerbacks after Christian Morton, who started in place of an injured Chris Gamble, left the game early in the first quarter with an injured hamstring. Gamble and Ken Lucas were both inactive with thigh injuries. Morton's departure left the Panthers with rookies Richard Marshall and Dion Byrum as the team's only cornerbacks. Free safety Mike Minter shifted to nickel back in passing situations and was replaced by Colin Branch. - Carolina was unable to recover a fumble by Giants running back Brandon Jacobs on the Panthers one-yard line and the Giants scored on a two-yard touchdown catch by tight end Jeremy Shockey on the next play to provide them with a 17-10 halftime lead. The Panthers also were unable to recover two other New York fumbles and finished the game with no take-aways. - Trailing 20-10, Weinke was intercepted by Giants safety Gibril Wilson, whose 25-yard return to the Carolina 14-yard line set up the Giants final touchdown. - Wide receiver Drew Carter led the Panthers with career highs of eight receptions and 144 receiving yards with one touchdown to produce the first 100-yard game of his career. His 36-yard scoring catch was his third of the season. - Steve Smith notched five catches for 67 yards, increased his total for the season to 1,025 yards, and joined Muhsin Muhammad as the only players in team history to produce three 1,000-yard receiving seasons.

OFFICIALS

Referee - Terry McAlay (77) **Umpire** - Bruce Spiresky (102) **Head Linesman** - Kent Payne (79) **Line Judge** - Mark Steinkercher (84)
Field Judge - Greg Gautreaux (80) **Side Judge** - Michael Banks (72) **Back Judge** - Steve Freeman (133) **Replay** - Bobby Skelton

STARTING LINEUPS

New York Giants

Offense	Defense
WR 17 P. Burress	LDE 97 M. Kiwanuka
TE 69 R. Seubert	NT 96 B. Colfield
LT 70 B. Whitfield	DT 98 F. Robbins
LG 66 D. Diehl	RDE 72 O. Umenyiora
C 60 S. O'Hara	SLB 51 C. Emmons
RG 76 C. Snee	MLB 58 A. Pierce
RT 67 K. McKenzie	WLB 54 B. Short
TE 80 J. Shockey	LCB 25 R. McQuarters
WR 84 T. Carter	RCB 22 S. Madison
QB 10 E. Manning	SS 28 G. Wilson
RB 21 T. Barber	FS 47 W. Demps

Carolina Panthers

Offense	Defense
WR 89 S. Smith	LDE 90 J. Peppers
LT 69 J. Gross	LDT 99 M. Kemoeatu
LG 68 M. Wahle	RDT 77 K. Jenkins
C 63 G. Hangartner	RDE 93 M. Rucker
RG 71 E. Mathis	SLB 58 T. Davis
RT 73 J. Bridges	MLB 52 C. Draft
TE 84 M. Gaines	WLB 53 N. Diggs
WR 19 K. Johnson	LCB 35 C. Morton
QB 16 C. Weinke	RCB 31 R. Marshall
FB 45 B. Hoover	SS 36 S. Williams
RB 26 D. Foster	FS 30 M. Minter

CAROLINA SUBSTITUTIONS: K 4 J.Kasay, P 7 J.Baker, WR 11 T.Biddle, WR 18 D.Carter, S 25 K.McCadam, CB 27 D.Byrum, S 28 C.Branch, RB 32 E.Shelton, S 33 N.Salley, RB 34 D.Williams, LB 50 J.Anderson, LB 54 V.Ciurciu, LB 56 J.Kyle, LB 59 A.Seward, T 78 T.Fordham, TE 86 K.Mangum, TE 87 J.King, WR 88 K.Hankton, DT 92 D.Lewis, DT 94 K.Moorehead, DE 96 A.Wallace. **DID NOT PLAY:** QB 14 B.Basanez, C 66 W.Montgomery. **INACTIVE:** QB 17 J.Delhomme, CB 20 C.Gamble, CB 21 K.Lucas, RB 37 N.Goings, LB 57 B.Jamison, DE 74 S.McClover, G 76 D.Batiste, WR 83 K.Colbert.

	1	2	3	4	OT	TOTAL	FIELD GOALS (made_) & missed)
VISITOR New York Giants	3	14	10	0	0	27	J. Feely (32) (29)
HOME Carolina Panthers	0	10	0	3	0	13	J.Kasay (37) (45)

Team	Qtr	Clock Time	PLAY DESCRIPTION (Extra Point) (Drive Info)	SCORE
				Visitor Home
GIANTS	1	4:56	J.Feely 32 yd. Field Goal (14-45, 5:45)	3 0
GIANTS	2	14:48	P.Burress 28 yd. pass from E.Manning (J.Feely kick) (4-76, 0:56)	10 0
PANTHERS	2	12:59	D.Carter 36 yd. pass from C.Weinke (J.Kasay kick) (4-78, 1:49)	10 7
PANTHERS	2	3:02	J.Kasay 37 yd. Field Goal (11-71, 3:24)	10 10
GIANTS	2	0:27	J.Shockey 2 yd. pass from E.Manning (J.Feely kick) (9-79, 2:35)	17 10
GIANTS	3	10:44	J.Feely 29 yd. Field Goal (7-35, 3:17)	20 10
GIANTS	3	6:59	D.Tyree 3 yd. pass from E.Manning (J.Feely kick) (5-14, 2:16)	27 10
PANTHERS	4	4:32	J.Kasay 45 yd. Field Goal (12-64, 3:07)	27 13

FINAL INDIVIDUAL STATISTICS

New York Giants

RUSHING	ATT	YDS	AVG	LG	TD
T. Barber	20	112	5.6	20	0
B. Jacobs	10	16	1.6	9	0
E. Manning	5	7	1.4	9	0
Total	35	135	3.9	20	0

Carolina Panthers

RUSHING	ATT	YDS	AVG	LG	TD
D. Foster	8	23	2.9	12	0
C. Weinke	3	16	5.3	13	0
B. Hoover	2	5	2.5	3	0
D. Williams	2	1	0.5	3	0
Total	15	45	3.0	13	0

PASSING	ATT	CMP	YDS	SK/YD	TD	LG	IN	Rtg.
E. Manning	33	17	172	1/0	3	45	0	97.0
Total	33	17	172	1/0	3	45	0	97.0

PASSING	ATT	CMP	YDS	SK/YD	TD	LG	IN	Rtg.
C. Weinke	61	34	423	2/5	1	38	3	62.4
Total	61	34	423	2/5	1	38	3	62.4

PASS RECEIVING	NO	YDS	AVG	LG	TD
J. Shockey	6	49	8.2	25	1
P. Burress	4	77	19.3	45	1
D. Tyree	2	15	7.5	12	1
S. Moss	2	11	5.5	7	0
V. Shiancoe	1	9	9.0	9	0
T. Barber	1	5	5.0	5	0
J. Finn	1	5	5.0	5	0
Total	17	172	10.1	45	3

PASS RECEIVING	NO	YDS	AVG	LG	TD
D. Carter	8	144	18.0	38	1
S. Smith	5	67	13.4	21	0
K. Johnson	5	51	10.2	17	0
D. Williams	4	45	11.3	22	0
K. Mangum	4	45	11.3	17	0
M. Gaines	3	26	8.7	11	0
T. Biddle	2	31	15.5	22	0
D. Foster	2	3	1.5	2	0
K. Hankton	1	11	11.0	11	0
Total	34	423	12.4	38	1

INTERCEPTIONS	NO	YDS	AVG	LG	TD
G. Wilson	2	25	12.5	25	0
K. Dockery	1	4	4.0	4	0
Total	3	29	9.7	25	0

INTERCEPTIONS	NO	YDS	AVG	LG	TD
Total	0	0	0.0	0	0

PUNTING	NO	YDS	AVG	TB	IN20	LG
J. Feagles	9	369	41.0	0	6	53
Total	9	369	41.0	0	6	53

PUNTING	NO	YDS	AVG	TB	IN20	LG
J. Baker	6	272	45.3	0	1	56
Total	6	272	45.3	0	1	56

PUNT RETURNS	NO	YDS	AVG	FC	LG	TD
C. Morton	4	50	12.5	2	22	0
Returns	4	50	12.5	2	22	0

PUNT RETURNS	NO	YDS	AVG	FC	LG	TD
S. Smith	3	11	3.7	2	9	0
[DOWNED]	1	0	0.0	0	0	0
[OUT OF BOUNDS]	3	0	0.0	0	0	0
Returns	3	11	3.7	2	9	0

KICKOFF RETURNS	NO	YDS	AVG	FC	LG	TD
D. Ward	2	39	19.5	0	21	0
B. Jacobs	1	16	16.0	0	16	0
[OUT OF BOUNDS]	1	0	0.0	0	0	0
Returns	3	55	18.3	0	21	0

KICKOFF RETURNS	NO	YDS	AVG	FC	LG	TD
D. Williams	4	62	15.5	0	21	0
[TOUCHBACK]	2	0	0.0	0	0	0
Returns	4	62	15.5	0	21	0

New York Giants	Own Fumbles	Opp. Fumbles	Out Bnds
B. Jacobs	1	0	0
E. Manning	1	0	0
C. Morton	0	0	1
J. Finn	0	1	0
J. Shockey	0	1	0
W. Joseph	0	0	0
Total	3	2	1

Carolina Panthers	Own Fumbles	Opp. Fumbles	Out Bnds
C. Weinke	1	1	0
TEAM	0	0	1
T. Davis	0	0	1
S. Williams	0	0	1
Total	1	1	3

FINAL TEAM STATISTICS

	VISITOR GIANTS	HOME PANTHERS		VISITOR GIANTS	HOME PANTHERS
TOTAL FIRST DOWNS	15	22	FGs - PATs Had Blocked	0-0	0-0
By Rushing	7	3	Net Punting Average	39.8	37.0
By Passing	7	18	TOTAL RETURN YARDAGE (Not Including Kickoffs)	79	11
By Penalty	1	1	No. and Yards Punt Returns	4-50	3-11
THIRD DOWN EFFICIENCY	4-18-22%	5-16-31%	No. and Yards Kickoff Returns	3-55	4-62
FOURTH DOWN EFFICIENCY	2-2-100%	0-2-0%	No. and Yards Interception Returns	3-29	0-0
TOTAL NET YARDS	307	463	PENALTIES Number and Yards	2-10	7-37
Total Offensive Plays (inc. times thrown passing)	69	78	FUMBLES Number and Lost	3-0	1-0
Average gain per offensive play	4.4	5.9	TOUCHDOWNS	3	1
NET YARDS RUSHING	135	45	Rushing	0	0
Total Rushing Plays	35	15	Passing	3	1
Average gain per rushing play	3.9	3.0	EXTRA POINTS Made-Attempts	3-3	1-1
Tackles for a loss-number and yards	6-11	3-9	Kicking Made-Attempts	3-3	1-1
NET YARDS PASSING	172	418	FIELD GOALS Made-Attempts	2-2	2-2
Times Thrown - yards lost attempting to pass	1-0	2-5	RED ZONE EFFICIENCY	2-4-50%	0-2-0%
Gross yards passing	172	423	GOAL TO GO EFFICIENCY	2-2-100%	0-0-0%
PASS ATTEMPTS-COMPLETIONS-HAD INTERCEPTED	33-17-0	61-34-3	SAFETIES	0	0
Avg gain per pass play (inc. # thrown passing)	5.1	6.6	FINAL SCORE	27	13
KICKOFFS Number-In End Zone-Touchbacks	6-4-2	4-1-0	TIME OF POSSESSION	30:25	29:35
PUNTS Number and Average	9-41.0	6-45.3			
Had Blocked	0	0			

DEFENSIVE STATISTICS (based on coaches' film review)

Player	TT	S	A	S-yds	I-yds	PD	FF	FR	Player	TT	S	A	S-yds	I-yds	PD	FF	FR
S. Williams	10	8	2	0	0	0	1	0	J. Peppers	4	3	1	0	0	0	0	0
T. Davis	8	5	3	0	0	1	0	0	M. Rucker	4	3	1	0	0	0	0	0
D. Byrum	7	6	1	0	0	1	0	0	M. Kemoaealu	4	3	1	0	0	0	0	0
N. Diggs	7	6	1	0	0	0	0	0	K. Jenkins	3	2	1	0	0	0	0	0
R. Marshall	5	5	0	0	0	1	0	0	K. Moorehead	1	0	1	0	0	0	0	0
M. Minter	5	3	2	0	0	1	0	0	Team Totals	62	47	15	0	0	4	1	0
C. Draft	4	3	1	0	0	0	0	0									


WEATHER: Mostly Sunny, 68°, Wind N 5 mph - **ATTENDANCE:** 68,947 - **TIME:** 3:02

Penalties led to Carolina's most decisive loss of the season in the home finale against Pittsburgh. Carolina's defense, which entered the contest ranked first in the NFL in opponents' third-down efficiency, yielded conversions on 10-of-17 Steelers third-down opportunities, a rate of 59 percent, in a 37-3 loss. - With the Steelers leading 10-0, Pittsburgh linebacker James Harrison blocked a Jason Baker punt that was recovered by cornerback Ike Taylor and returned to the Carolina 10-yard line. It marked the first blocked punt surrendered by the Panthers since Nnamdi Asomugha registered one for Oakland (11/17/04). Three plays later, quarterback Ben Roethlisberger completed a 13-yard touchdown pass to running back Najeh Davenport to give the Steelers a 17-0 lead. - Early in the fourth quarter, an illegal procedure penalty nullified a muffed punt by Steelers wide receiver Santonio Holmes that was recovered by Jason Kyle. Holmes returned the re-kick 65 yards for a touchdown to increase the Steelers advantage to 34-3. - Carolina did not force any turnovers and turned it over twice on two interceptions. - Quarterback Chris Weinke started for the Panthers in place of Jake Delhomme who was inactive for his second consecutive game with an injured right thumb. Weinke threw for 170 yards on 18-of-28 passing with one interception. - Panthers kicker John Kasay provided a 37-yard field goal. - Brett Basanez relieved Weinke late in the fourth quarter and completed six-of-11 passes for 56 yards with one interception in his first NFL action. - Cornerback Chris Gamble victimized Roethlisberger for his first career sack.

OFFICIALS
Referee — Ron Winter (14) **Umpire** — Bruce Stintesty (102) **Head Linesman** — Tom Stabile (24) **Line Judge** — Tom Stephan (68)
Field Judge — Bill Lovett (98) **Side Judge** — John Parry (132) **Back Judge** — Jim Howey (37) **Replay** — Ken Baker

STARTING LINEUPS
Pittsburgh Steelers

Offense		Defense	
SE 10	S. Holmes	DE 91	A. Smith
LT 77	M. Smith	NT 98	C. Hampton
LG 66	A. Faneca	DE 99	B. Keisel
C 64	J. Hartings	LOLB 53	C. Haggans
RG 73	K. Simmonds	LILB 51	J. Fariior
RT 78	M. Starks	RILB 50	L. Foote
TE 83	H. Miller	ROLB 55	J. Porter
FL 86	H. Ward	LCB 26	D. Townsend
QB 7	B. Roethlisberger	RCB 20	B. McFadden
FB 35	D. Kreider	SS 23	T. Carter
RB 39	W. Parker	FS 27	An. Smith

Carolina Panthers

Offense		Defense	
WR 89	S. Smith	LDE 90	J. Peppers
LT 69	J. Gross	LDT 99	M. Kemoeatu
LG 66	W. Montgomery	RDT 77	K. Jenkins
C 63	G. Hangartner	RDE 93	M. Rucker
RG 71	E. Mathis	SLB 58	T. Davis
RT 73	J. Bridges	MLB 52	C. Draft
TE 84	M. Gaines	WLB 53	N. Diggs
WR 19	K. Johnson	LCB 21	K. Lucas
QB 16	C. Weinke	RCB 31	R. Marshall
FB 45	B. Hoover	SS 36	S. Williams
RB 26	D. Foster	FS 30	M. Minter

CAROLINA SUBSTITUTIONS: K 4 J.Kasay, P 7 J.Baker, WR 11 T.Biddle, QB 14 B.Basanez, WR 18 D.Carter, CB 20 C.Gamble, S 25 K.McCadam, CB 27 D.Byrum, S 28 C.Branch, WR 32 E.Shellon, S 33 N.Salley, RB 34 D.Williams, LB 50 J.Anderson, LB 54 V.Clurciu, LB 56 J.Kyle, LB 59 A.Seward, T 78 T.Fordham, TE 87 J.King, WR 88 K.Hankton, DT 92 D.Lewis, DT 94 K.Moorehead, DE 96 A.Wallace. **DID NOT PLAY:** G 68 M. Wahle. **INACTIVE:** QB 17 J.Delhomme, CB 22 D.Strait, RB 37 N.Goings, LB 57 B.Jamison, DE 74 S.McClover, G 76 D.Batiste, WR 83 K.Colbert, TE 86 K.Mangum.

	1	2	3	4	OT	TOTAL	FIELD GOALS (made() & missed)
VISITOR Pittsburgh Steelers	0	17	10	10	0	37	J. Reed (19) (45) (26)
HOME Carolina Panthers	0	3	0	0	0	3	J. Kasay 50WL (37)

Team	Qtr	Clock Time	PLAY DESCRIPTION (Extra Point) (Drive Info)	SCORE	Visitor	Home
STEELERS	2	14:55	B.Roethlisberger 1 yd. run (J.Reed kick) (9-63, 3:13)	7	0	
STEELERS	2	4:25	J.Reed 19 yd. Field Goal (13-84, 5:47)	10	0	
STEELERS	2	1:54	N.Davenport 13 yd. pass from B.Roethlisberger (J.Reed kick) (3-10, 1:01)	17	0	
PANTHERS	2	0:04	J.Kasay 37 yd. Field Goal (8-52, 1:50)	17	3	
STEELERS	3	4:40	J.Reed 45 yd. Field Goal (12-63, 7:49)	20	3	
STEELERS	3	0:13	W.Parker 41 yd. run (J.Reed kick) (7-67, 3:56)	27	3	
STEELERS	4	14:27	S.Holmes 65 yd. punt return (J.Reed kick)	34	3	
STEELERS	4	4:01	J.Reed 26 yd. Field Goal (13-32, 9:20)	37	3	

FINAL INDIVIDUAL STATISTICS

Pittsburgh Steelers

Carolina Panthers

Pittsburgh Steelers							Carolina Panthers						
RUSHING	ATT	YDS	AVG	LG	TD		RUSHING	ATT	YDS	AVG	LG	TD	
W. Parker	23	132	5.7	41	1		D. Foster	7	42	6.0	29	0	
N. Davenport	11	14	1.3	6	1		D. Williams	2	2	1.0	1	0	
B. Roethlisberger	5	12	2.4	8	2		B. Basanez	1	-	2.0	2	0	
J. Kuhn	1	2	2.0	2	0		E. Shelton	1	-3	-3.0	-3	0	
N. Washington	1	0	0.0	0	0								
C. Batch	2	0	0.0	0	0								
Total	43	159	3.7	41	2		Total	11	43	3.9	29	0	

Pittsburgh Steelers							Carolina Panthers										
PASSING	ATT	CMP	YDS	SK/YD	TD	LG	IN	Rtg.	PASSING	ATT	CMP	YDS	SK/YD	TD	LG	IN	Rtg.
B. Roethlisberger	17	10	125	3/22	1	21	0	101.3	C. Weinke	28	18	170	5/29	0	19	1	66.1
C. Batch	2	2	23	0/0	0	15	0	114.6	B. Basanez	11	6	56	0/0	0	18	1	30.9
C. Wilson	1	1	31	0/0	0	21	0	118.8									
Total	20	13	169	3/22	1	21	0	108.1	Total	39	24	226	5/29	0	19	2	56.1

Pittsburgh Steelers							Carolina Panthers						
PASS RECEIVING	NO	YDS	AVG	LG	TD		PASS RECEIVING	NO	YDS	AVG	LG	TD	
H. Ward	4	59	14.8	21	0		S. Smith	5	56	11.2	19	0	
S. Holmes	3	35	8.3	10	0		M. Gaines	4	54	13.5	19	0	
N. Davenport	2	21	10.5	18	1		K. Johnson	4	45	11.3	16	0	
H. Miller	2	25	12.5	20	0		D. Foster	3	5	1.7	8	0	
J. Kuhn	1	15	15.0	15	0		K. Hankton	2	20	10.0	18	0	
N. Washington	1	14	14.0	14	0		D. Williams	2	11	5.5	8	0	
							D. Carter	1	15	15.0	15	0	
							B. Hoover	1	8	8.0	6	0	
							T. Biddle	1	6	6.0	6	0	
							E. Shelton	1	1	1.0	1	0	
Total	13	169	13.0	21	1		Total	24	226	9.4	19	0	

Pittsburgh Steelers							Carolina Panthers						
INTERCEPTIONS	NO	YDS	AVG	LG	TD		INTERCEPTIONS	NO	YDS	AVG	LG	TD	
An. Smith	1	20	20.0	20	0								
I. Taylor	1	0	0.0	0	0								
Total	2	20	10.0	20	0		Total	0	0	0.0	0	0	

Pittsburgh Steelers							Carolina Panthers						
PUNTING	NO	YDS	AVG	TB	IN20	LG	PUNTING	NO	YDS	AVG	TB	IN20	LG
C. Gardocki	3	132	44.0	0	1	51	J. Baker	6	268	44.7	0	3	52
							[BLOCKED]	1	0	0.0	0	0	0
Total	3	132	44.0	0	1	51	Total	7	268	38.3	0	3	52

Pittsburgh Steelers							Carolina Panthers						
PUNT RETURNS	NO	YDS	AVG	FC	LG	TD	PUNT RETURNS	NO	YDS	AVG	FC	LG	TD
S. Holmes	3	78	26.0	3	65	1	T. Biddle	2	11	5.5	1	11	0
Returns	3	78	26.0	3	65	1	Returns	2	11	5.5	1	11	0

Pittsburgh Steelers							Carolina Panthers						
KICKOFF RETURNS	NO	YDS	AVG	FC	LG	TD	KICKOFF RETURNS	NO	YDS	AVG	FC	LG	TD
N. Davenport	1	21	21.0	0	21	0	D. Williams	5	91	18.2	0	24	0
[TOUCHBACK]	1	0	0.0	0	0	0	B. Hoover	1	21	21.0	0	21	0
							J. King	0	0	0.0	1	0	0
							[TOUCHBACK]	1	0	0.0	0	0	0
Returns	1	21	21.0	0	21	0	Returns	6	112	18.7	1	24	0

Pittsburgh Steelers Own FUMBLES							Carolina Panthers Own FUMBLES						
Fum Rec.	Yds	TD	Opp. FF Rec.	Yds	TD	Out Bnds	Fum Rec.	Yds	TD	Opp. FF Rec.	Yds	TD	Out Bnds
Total	0	0	0	0	0	0	Total	0	0	0	0	0	0

FINAL TEAM STATISTICS

	VISITOR STEELERS	HOME PANTHERS		VISITOR STEELERS	HOME PANTHERS
TOTAL FIRST DOWNS	20	12	FGs - PATs Had Blocked	0-0	0-0
By Rushing	8	1	Net Punting Average	46.3	27.1
By Passing	11	11	TOTAL RETURN YARDAGE (Not Including Kickoffs)	98	11
By Penalty	1	0	No. and Yards Punt Returns	3-78	2-31
THIRD DOWN EFFICIENCY	10-17-59%	3-13-23%	No. and Yards Kickoff Returns	1-21	6-112
FOURTH DOWN EFFICIENCY	1-1-100%	1-2-50%	No. and Yards Interception Returns	2-20	0-0
TOTAL NET YARDS	306	240	PENALTIES Number and Yards	2-10	8-65
Total Offensive Plays (inc. times thrown passing)	66	55	FUMBLES Number and Lost	0-0	0-0
Average gain per offensive play	4.6	4.4	TOUCHDOWNS	4	0
NET YARDS RUSHING	159	43	Rushing	2	0
Total Rushing Plays	43	11	Passing	1	0
Average gain per rushing play	3.7	3.9	Punt Returns	1	0
Tackles for a loss-number and yards	5-15	2-4	EXTRA POINTS Made-Attempts	4-4	0-0
NET YARDS PASSING	147	197	Kicking Made-Attempts	4-4	0-0
Times thrown - yards lost attempting to pass	3-22	5-29	FIELD GOALS Made-Attempts	3-3	1-2
Gross yards passing	169	226	RED ZONE EFFICIENCY	2-4-50%	0-2-0%
PASS ATTEMPTS-COMPLETIONS-HAD INTERCEPTED	20-13-0	39-24-2	GOAL TO GO EFFICIENCY	2-4-50%	0-1-0%
Avg gain per pass play (inc # thrown passing)	6.4	4.5	SAFETIES	0	0
KICKOFFS Number-In End Zone-Touchbacks	8-2-1	2-1-1	FINAL SCORE	37	3
PUNTS Number and Average	3-44.0	7-38.3	TIME OF POSSESSION	37:13	22:47
Had Blocked	0	1			

DEFENSIVE STATISTICS (based on coaches' film review)

Player	TT	S	A	S-yds	I-yds	PD	FF	FR	Player	TT	S	A	S-yds	I-yds	PD	FF	FR
R. Marshall	10	10	0	0	0	0	0	0	K. Lucas	3	2	1	0	0	1	0	0
S. Williams	9	4	5	0	0	0	0	0	M. Kemoeatu	3	2	1	0	0	0	0	0
M. Minter	7	4	3	0	0	0	0	0	N. Diggs	3	0	0	0	0	1	0	0
C. Dratt	6	4	2	0	0	0	0	0	M. Rucker	2	1	1	0.5-4	0	0	0	0
K. Jenkins	6	4	2	0.5-4	0	0	0	0	K. Moorehead	1	1	0	0	0	0	0	0
A. Wallace	6	4	2	1.5	0	0	0	0	C. Gamble	1	1	0	1-9	0	0	0	0
T. Davis	4	3	1	0	0	0	0	0	A. Seward	1	1	0	0	0	0	0	0
J. Anderson	4	3	1	0	0	0	0	0	D. Lewis	1	0	1	0	0	0	0	0
J. Peppers	3	2	1	0	0	0	0	0	Team Totals	70	49	21	3-22	0-0	2	0	0



WEATHER: Played Indoors on Artificial Turf - **ATTENDANCE:** 68,834 - **TIME:** 2:49

The Panthers amassed a team-record 52 rushing attempts for 183 yards, maintained possession for 41:47 and limited Atlanta's top-ranked rushing attack to 83 yards en route to a 10-3 victory over the Falcons. - Running back DeShaun Foster led the Panthers with 102 yards on 28 carries and rookie running back DeAngelo Williams rushed for 82 yards on a career-high 21 carries. While utilizing a formation in which Williams lined up at quarterback and took direct snaps from the center, Carolina converted seven-of-eight third down opportunities and the rookie gained 36 of his rushing yards. For the game, the Panthers, who entered the contest ranked last in the NFL with a third down efficiency of 29.3 percent, were successful on eight-of-16 third downs. - The Panthers defense limited the Falcons, who entered the game with the League's top-ranked rushing attack averaging 192.6 yards per game, to 83 yards rushing and forced two turnovers. Cornerback Ken Lucas and safety Shaun Williams each notched interceptions of Atlanta quarterback Michael Vick. - Quarterback Chris Weinke made his third consecutive start in place of Jake Delhomme, who was inactive with an injured thumb. Weinke threw a one-yard touchdown pass to rookie tight end Jeff King that capped a 16-play, 10:36 drive that included only two passing plays. The possession ranked as the second-longest drive in team history behind a drive that consumed 11:18 at Buffalo (11/27/05) and required the highest number of plays of the season. The one-yard touchdown catch by King marked both the first catch and first touchdown of his career. - Lucas' interception set up a 42-yard field goal by kicker John Kasay late in the second quarter to increase the Panthers lead to 10-3. - Defensive end Julius Peppers posted two of the Panthers three sacks, giving him a career-high and team-leading 13 sacks. The game was his 13th career outing with at least two sacks. - Focused on establishing the run, Carolina matched a team record with 13 rushing first downs and established single-game marks with one passing first down, seven pass attempts, four completions and 11 net passing yards.

OFFICIALS

Referee — Tony Corrente (99) **Umpire** — Steve Wilson (29) **Head Linesman** — John McGrath (120) **Line Judge** — Ron Blum (7)
Field Judge — Craig Wrolstad (89) **Side Judge** — Doug Toole (4) **Back Judge** — Don Carey (126) **Replay** — Bob Mantoath

STARTING LINEUPS

Carolina Panthers

Offense		Defense	
WR 89	S. Smith	LDE 90	J. Peppers
LT 69	J. Gross	LDT 99	M. Kemoeatu
LG 66	W. Montgomery	RDT 77	K. Jenkins
C 63	G. Hangartner	RDE 96	A. Wallace
RG 71	E. Mathis	SLB 58	T. Davis
RT 73	J. Bridges	MLB 52	C. Draft
TE 84	M. Gaines	WLB 53	N. Diggs
WR 19	K. Johnson	LCB 21	K. Lucas
QB 16	C. Weinke	RCB 31	R. Marshall
FB 45	B. Hoover	SS 36	S. Williams
RB 26	D. Foster	FS 30	M. Minter

Atlanta Falcons

Offense		Defense	
TE 85	D. Blakley	LE 92	C. Davis
LT 72	W. Gandy	NT 90	G. Jackson
LG 61	M. Lehr	UT 75	R. Coleman
C 62	T. McClure	RE 91	P. Carrington
RG 77	T. Clabo	BLB 59	M. Boley
RT 74	T. Weiner	MLB 50	E. Hartwell
TE 83	A. Crumpler	WLB 56	K. Brooking
WR 12	M. Jenkins	CB 24	J. Williams
WR 87	A. Lelie	CB 21	D. Hall
QB 7	M. Vick	SS 36	L. Milloy
RB 28	W. Dunn	FS 25	C. Crocker

CAROLINA SUBSTITUTIONS: K 4 J. Kasay, P 7 J. Baker, CB 20 C. Gamble, CB 22 D. Strait, S 25 K. McCadam, S 26 C. Branch, RB 32 E. Shelton, S 33 N. Salley, RB 34 D. Williams, LB 50 J. Anderson, LB 54 V. Ciurciu, LB 56 J. Kyle, LB 59 A. Seward, DE 74 S. McClover, T 78 T. Fordham, WR 83 K. Colbert, TE 86 K. Mangum, TE 87 J. King, WR 88 K. Hankton, DT 92 D. Lewis, DT 94 K. Moorehead. **DID NOT PLAY:** QB 14 B. Basanez, G 76 D. Batiste. **INACTIVE:** WR 11 T. Biddle, 17 J. Delhomme, WR 18 D. Carter, CB 27 D. Byrum, RB 37 N. Goings, FB 48 S. Jackson, LB 57 B. Jamison, T 61 D. Kadela.

VISITOR	Carolina Panthers	1	2	3	4	OT	TOTAL	FIELD GOALS (made() & missed)
HOME	Atlanta Falcons	0	10	0	0	0	10	J. Kasay (4/2)
		3	0	0	0	0	3	M. Andersen (4/0)

Team	Qtr	Clock Time	PLAY DESCRIPTION (Extra Point) (Drive Info)	SCORE Visitor Home
FALCONS	1	10:32	M. Andersen 40 yd. Field Goal (10-61, 4:28)	0 3
PANTHERS	2	14:56	J. King 1 yd. pass from C. Weinke (J. Kasay kick) (16-73, 10:36)	7 3
PANTHERS	2	1:51	J. Kasay 42 yd. Field Goal (7-19, 2:58)	10 3

FINAL INDIVIDUAL STATISTICS

Carolina Panthers

Atlanta Falcons

RUSHING						RUSHING					
	ATT	YDS	AVG	LG	TD		ATT	YDS	AVG	LG	TD
D. Foster	28	102	3.6	11	0	M. Vick	4	32	8.0	18	0
D. Williams	21	82	3.9	10	0	W. Dunn	9	29	3.2	14	0
B. Hoover	1	4	4.0	4	0	J. Norwood	5	20	4.0	6	0
C. Weinke	1	0	0.0	0	0	M. Jenkins	1	2	2.0	2	0
S. Smith	1	-5	-5.0	-5	0						
Total	52	183	3.5	11	0	Total	19	83	4.4	18	0

PASSING						PASSING											
	ATT	CMP	YDS	SK/YD	TD	LG	IN	Rtg.		ATT	CMP	YDS	SK/YD	TD	LG	IN	Rtg.
C. Weinke	7	4	32	3/21	1	21	0	106.3	M. Vick	20	9	109	3/15	0	26	2	22.7
Total	7	4	32	3/21	1	21	0	106.3	Total	20	9	109	3/15	0	26	2	22.7

PASS RECEIVING						PASS RECEIVING					
	NO	YDS	AVG	LG	TD		NO	YDS	AVG	LG	TD
K. Johnson	1	21	21.0	21	0	A. Lelle	3	40	13.3	26	0
D. Foster	1	5	5.0	5	0	A. Crumpler	3	39	13.0	19	0
D. Williams	1	5	5.0	5	0	R. White	1	12	12.0	12	0
J. King	1	1	1.0	1	1	W. Dunn	1	9	9.0	9	0
						M. Jenkins	1	9	9.0	9	0
Total	4	32	8.0	21	1	Total	9	109	12.1	26	0

INTERCEPTIONS						INTERCEPTIONS					
	NO	YDS	AVG	LG	TD		NO	YDS	AVG	LG	TD
S. Williams	1	1	1.0	1	0						
K. Lucas	1	0	0.0	0	0						
Total	2	1	0.5	1	0	Total	0	0	0.0	0	0

PUNTING						PUNTING							
	NO	YDS	AVG	TB	IN20	LG		NO	YDS	AVG	TB	IN20	LG
J. Baker	6	293	48.8	0	2	56	M. Koenen	5	236	47.2	0	2	59
Total	6	293	48.8	0	2	56	Total	5	236	47.2	0	2	59

PUNT RETURNS						PUNT RETURNS							
	NO	YDS	AVG	FC	LG	TD		NO	YDS	AVG	FC	LG	TD
C. Gamble	2	5	2.5	1	5	0	A. Rossum	5	18	3.6	0	12	0
[OUT OF BOUNDS]	2	0	0.0	0	0	0	[DOWNED]	1	0	0.0	0	0	0
Returns	2	5	2.5	1	5	0	Returns	5	18	3.6	0	12	0

KICKOFF RETURNS						KICKOFF RETURNS							
	NO	YDS	AVG	FC	LG	TD		NO	YDS	AVG	FC	LG	TD
D. Williams	1	23	23.0	0	23	0	A. Rossum	3	33	11.0	0	15	0
[TOUCHBACK]	1	0	0.0	0	0	0							
Returns	1	23	23.0	0	23	0	Returns	3	33	11.0	0	15	0

Carolina Panthers Own FUMBLES						Atlanta Falcons Own FUMBLES											
	Fum	Rec.	Yds	TD	Opp. FF Rec.	Yds	TD	Bnds		Fum	Rec.	Yds	TD	Opp. FF Rec.	Yds	TD	Bnds
C. Weinke	1	0	-2	0	0	0	0	0									
B. Hoover	0	1	0	0	0	0	0	0									
Total	1	1	-2	0	0	0	0	0	Total	0	0	0	0	0	0	0	0

FINAL TEAM STATISTICS

	VISITOR PANTHERS				HOME FALCONS					VISITOR PANTHERS				HOME FALCONS			
TOTAL FIRST DOWNS	15	8	FGs -PATs Had Blocked				0-0	0-0	Net Punting Average				45.8	46.2			
By Rushing	13	2	TOTAL RETURN YARDAGE (Not Including Kickoffs)				6	18	No. and Yards Punt Returns				2-5	5-18			
By Passing	1	6	No. and Yards Kickoff Returns				1-23	3-33	No. and Yards Interception Returns				2-1	0-0			
By Penalty	1	0	PENALTIES Number and Yards				8-62	4-35	FUMBLES Number and Lost				1-0	0-0			
THIRD DOWN EFFICIENCY	8-16-50%	3-10-30%	TOUCHDOWNS				1	0	Rushing				0	0			
FOURTH DOWN EFFICIENCY	0-0-0%	0-1-0%	Passing				1	0	EXTRA POINTS Made-Attempts				1-1	0-0			
TOTAL NET YARDS	194	177	Kicking Made-Attempts				1-1	0-0	FIELD GOALS Made-Attempts				1-1	1-1			
Total Offensive Plays (inc. times thrown passing)	62	42	RED ZONE EFFICIENCY				1-1-100%	0-0-0%	GOAL TO GO EFFICIENCY				1-1-100%	0-0-0%			
Average gain per offensive play	3.1	4.2	SAFETIES				0	0	FINAL SCORE				10	3			
NET YARDS RUSHING	183	83	TIME OF POSSESSION				41:47	18:13									
Total Rushing Plays	52	19															
Average gain per rushing play	3.5	4.4															
Tackles for a loss-number and yards	5-13	1-1															
NET YARDS PASSING	11	94															
Times thrown - yards lost attempting to pass	3-21	3-15															
Gross yards passing	32	109															
PASS ATTEMPTS-COMPLETIONS-HAD INTERCEPTED	7-4-0	20-9-2															
Avg gain per pass play (inc.# thrown passing)	1.1	4.1															
KICKOFFS Number-In End Zone-Touchbacks	3-0-0	2-1-1															
PUNTS Number and Average	6-48.8	5-47.2															
Had Blocked	0	0															

DEFENSIVE STATISTICS (based on coaches' film review)

Player	VISITOR PANTHERS								Player	HOME FALCONS							
	TT	S	A	S-yds	I-yds	PD	FF	FR		TT	S	A	S-yds	I-yds	PD	FF	FR
T. Davis	4	4	0	0	0	0	0	0	J. Peppers	2	2	0	2-11	0	0	0	0
S. Williams	4	4	0	0	1-1	0	0	0	M. Kemoeatu	2	2	0	0	0	0	0	0
N. Diggs	4	4	0	0	0	0	0	0	D. Lewis	1	1	0	0	0	0	0	0
K. Lucas	3	3	0	0	1-0	2	0	0	C. Gamble	1	1	0	0	0	1	0	0
C. Draft	3	2	1	0.5-4	0	0	0	0	K. Moorehead	1	1	0	0	0	0	0	0
R. Marshall	3	2	1	0	0	0	0	0	J. Anderson	1	1	0	0	0	0	0	0
M. Minter	3	2	1	0	0	1	0	0	K. Jenkins	1	0	1	0	0	0	0	0
A. Wallace	3	2	1	0.5-4	0	0	0	0									
Total	36	31	5	3-15	2-1	4	0	0	Total	36	31	5	3-15	2-1	4	0	0



WEATHER: Played Indoors on Artificial Turf - **ATTENDANCE:** 69,569 - **TIME:** 2:47

Quarterback Jake Delhomme returned from a three-game absence to complete 23-of-27 passes and establish a team single-game record with an 85.18 completion percentage in a 31-21 victory over the Saints. The contest marked Delhomme's first action since he injured his right thumb at Philadelphia (12/04/06). - Carolina's defense notched five sacks and forced two turnovers against the Saints, resulting in 14 points. Cornerback Chris Gamble returned an interception of Saints quarterback Jamie Martin 18 yards for a score. Linebacker Chris Draft recovered a fumble by Martin to set up a 15-yard touchdown catch by wide receiver Steve Smith. - Smith posted seven catches for 85 yards and two touchdowns and finished the season as the team leader in receptions, receiving yards and touchdowns. - Kicker John Kasay was successful on his only field goal attempt, converting from 19 yards, and all four of his extra points to finish as the team leader with 100 points. It marked the sixth season of his 16-year career that he has reached the 100-point plateau. Punter Jason Baker generated a career-high net average of 47.2 on five punts. - Wide receiver Keyshawn Johnson notched three catches for 24 yards to move into a tie with Henry Ellard for 15th all-time in NFL history for most receptions with 814. - Rookie linebacker James Anderson started in place of an injured Thomas Davis and posted the first two sacks of his career. Draft's first quarter sack increased his total to a career high 5.5 for the season. Rookie cornerback Richard Marshall garnered his first career sack. - The victory over New Orleans improved the Panthers record to 5-1 against NFC South opponents, with the only loss coming in the season opener versus Atlanta (9/10/06).

OFFICIALS

Referee — Bill Leavy (127) **Umpire** — Richard Hall (49) **Head Linesman** — Gary Stlaughter (30) **Line Judge** — Darryl Lewis (130)
Field Judge — Rob Vernalchi (75) **Side Judge** — Mike Weatherford (116) **Back Judge** — Kirk Dorman (6) **Replay** — Jim Lapetina

STARTING LINEUPS

Carolina Panthers

Offense		Defense	
WR 89	S. Smith	LDE 90	J. Peppers
LT 69	J. Gross	LDT 99	M. Kemoeatu
LG 66	W. Montgomery	RDT 77	K. Jenkins
C 63	G. Hangartner	CB 21	K. Lucas
RG 71	E. Mathis	SLB 50	J. Anderson
RT 73	J. Bridges	MLB 52	C. Draft
TE 84	M. Gaines	DT 92	D. Lewis
WR 19	K. Johnson	LCB 20	C. Gamble
QB 17	J. Delhomme	RCB 31	R. Marshall
FB 45	B. Hoover	SS 36	S. Williams
RB 26	D. Foster	FS 30	M. Minter

New Orleans Saints

Offense		Defense	
WR 12	M. Colston	LDE 94	C. Grant
LT 70	J. Brown	NT 98	W. Whitehead
LG 67	J. Nesbit	DT 66	B. Young
C 52	J. Faine	RDE 97	J. Cooper
RG 73	J. Evans	SLB 55	S. Fujita
RT 78	J. Stinchcomb	MLB 53	M. Simoneau
TE 83	B. Miller	WLB 58	S. Shanle
WR 89	J. Jones	LCB 34	M. McKenzie
QB 9	D. Brees	RCB 21	J. Craft
RB 25	R. Bush	SS 20	J. Bellamy
WR 19	D. Henderson	FS 29	J. Bullocks

CAROLINA SUBSTITUTIONS: K 4 J. Kasay, P 7 J. Baker, CB 22 D. Strait, S 25 K. McCadam, S 28 C. Branch, S 33 N. Salley, RB 34 D. Williams, RB 37 N. Goings, LB 53 N. Diggs, LB 54 V. Ciurciu, LB 56 J. Kyle, LB 57 B. Jamison, LB 59 A. Seward, DE 74 S. McClover, T 78 T. Fordham, WR 83 K. Colbert, TE 86 K. Mangum, TE 87 J. King, WR 88 K. Hankton, DT 94 K. Moorehead, DE 96 A. Wallace **DID NOT PLAY:** QB 14 B. Basanez, G 76 D. Batiste. **INACTIVE:** WR 11 T. Biddle, QB 16 C. Weinke, WR 18 D. Carter, S 29 C. Newton, RB 32 E. Shellon, FB 48 S. Jackson, LB 58 T. Davis, T 61 D. Kadela.

VISITOR	Carolina Panthers	1	2	3	4	OT	TOTAL	FIELD GOALS (made() & missed)
HOME	New Orleans Saints	7	7	7	0	0	31	J. Kasay (19)

Team	Qtr	Clock Time	PLAY DESCRIPTION (Extra Point) (Drive Info)	SCORE
				Visitor Home
SAINTS	1	11:09	R. Bush 1 yd. run (J. Carney kick) (8-65, 3:51)	0 7
PANTHERS	1	5:53	S. Smith 22 yd. pass from J. Delhomme (J. Kasay kick) (9-73, 5:16)	7 7
SAINTS	2	12:01	J. Branch 7 yd. pass from J. Martin (J. Carney kick) (3-73, 1:38)	7 14
PANTHERS	2	1:02	D. Foster 2 yd. run (J. Kasay kick) (14-85, 7:36)	14 14
PANTHERS	3	10:33	C. Gamble 18 yd. interception return (J. Kasay kick)	21 14
PANTHERS	3	4:52	S. Smith 15 yd. pass from J. Delhomme (J. Kasay kick) (2-24, 0:40)	28 14
SAINTS	3	0:00	F. McAfee 6 yd. run (J. Carney kick) (11-78, 4:52)	28 21
PANTHERS	4	9:53	J. Kasay 19 yd. Field Goal (9-64, 5:07)	31 21

FINAL INDIVIDUAL STATISTICS

Carolina Panthers

New Orleans Saints

RUSHING										RUSHING									
	ATT	YDS	AVG	LG	TD		ATT	YDS	AVG	LG	TD								
D. Foster	19	79	4.2	17	1	J. Branch	10	29	2.9	9	0								
S. Smith	1	21	21.0	21	0	R. Bush	3	20	6.7	12	1								
D. Williams	9	7	0.8	11	0	F. McAffee	3	12	4.0	6	1								
B. Hoover	1	2	2.0	2	0	D. Brees	1	0	0.0	0	0								
J. Delhomme	3	-3	-1.0	-1	0	Total	17	61	3.6	12	2								
Total	33	106	3.2	21	1														
PASSING										PASSING									
	ATT	CMP	YDS	SK/YD	TD	LG	IN	Rtg.		ATT	CMP	YDS	SK/YD	TD	LG	IN	Rtg.		
J. Delhomme	27	23	207	0/0	2	22	0	123.3	J. Marin	24	16	208	5/18	1	65	1	90.3		
Total	27	23	207	0/0	2	22	0	123.3	D. Brees	5	4	46	0/0	0	25	0	105.0		
									Total	29	20	254	5/18	1	65	1	93.2		
PASS RECEIVING										PASS RECEIVING									
	NO	YDS	AVG	LG	TD		NO	YDS	AVG	LG	TD								
S. Smith	7	85	12.1	22	2	J. Branch	5	14	2.8	7	1								
D. Williams	6	52	8.7	18	0	J. Jones	3	69	23.0	41	0								
K. Johnson	3	24	8.0	11	0	D. Brees	3	40	13.3	25	0								
B. Hoover	3	22	7.3	11	0	B. Miller	3	33	11.0	22	0								
D. Foster	3	12	4.0	8	0	D. Henderson	2	71	35.5	65	0								
M. Gaines	1	12	12.0	12	0	M. Kamey	2	14	7.0	8	0								
Total	23	207	9.0	22	2	R. Bush	2	13	6.5	7	0								
						Total	20	254	12.7	65	1								
INTERCEPTIONS										INTERCEPTIONS									
	NO	YDS	AVG	LG	TD		NO	YDS	AVG	LG	TD								
C. Gable	1	18	18.0	18	1	Total	0	0	0.0	0	0								
Total	1	18	18.0	18	1														
PUNTING										PUNTING									
	NO	YDS	AVG	TB	IN20	LG		NO	YDS	AVG	TB	IN20	LG						
J. Baker	5	249	49.8	0	1	52	S. Weatherford	5	224	44.8	0	4	55						
Total	5	249	49.8	0	1	52	Total	5	224	44.8	0	4	55						
PUNT RETURNS										PUNT RETURNS									
	NO	YDS	AVG	FC	LG	TD		NO	YDS	AVG	FC	LG	TD						
C. Gable	2	11	5.5	1	11	0	M. Lewis	4	13	3.3	0	7	0						
[DOWNED]	2	0	0.0	0	0	0	[DOWNED]	1	0	0.0	0	0	0						
Returns	2	11	5.5	1	11	0	Returns	4	13	3.3	0	7	0						
KICKOFF RETURNS										KICKOFF RETURNS									
	NO	YDS	AVG	FC	LG	TD		NO	YDS	AVG	FC	LG	TD						
D. Williams	4	84	21.0	0	31	0	M. Lewis	5	153	30.6	0	51	0						
Returns	4	84	21.0	0	31	0	[TOUCHBACK]	1	0	0.0	0	0	0						
							Returns	5	153	30.6	0	51	0						

Carolina Panthers Own FUMBLES									
	Fum Rec.	Yds	TD	Opp. Fum Rec.	Yds	TD	Opp. Bnds		
J. Anderson	0	0	0	2	0	0	0		
R. Marshall	0	0	0	1	0	0	0		
C. Draft	0	0	0	0	1	7	0		
Total	0	0	0	3	1	7	0		

New Orleans Saints Own FUMBLES									
	Fum Rec.	Yds	TD	Opp. Fum Rec.	Yds	TD	Opp. Bnds		
J. Marsh	3	0	0	0	0	0	0		
D. Brees	1	0	0	0	0	0	0		
TEAM	0	1	0	0	0	0	0		
R. Bush	0	1	0	0	0	0	0		
J. Faine	0	1	0	0	0	0	0		
Total	4	3	0	0	0	0	0		

FINAL TEAM STATISTICS

	VISITOR PANTHERS				HOME SAINTS					VISITOR PANTHERS				HOME SAINTS			
	FGs	PATs	Had Blocked	Net Punting Average	FGs	PATs	Had Blocked	Net Punting Average		FGs	PATs	Had Blocked	Net Punting Average	FGs	PATs	Had Blocked	Net Punting Average
TOTAL FIRST DOWNS	20	13	0-0	0-0	8	6	47.2	42.6	12	7	29	13	2-11	4-13	4-18	5-153	
By Rushing	8	6	2-11	4-13	12	7	4-84	5-153	0	0	1-18	0-0	1-18	0-0	2-19	4-38	
By Passing	12	7	1-18	0-0	0	0	2-19	4-38	0	0	0	0	0	0	0	0	
By Penalty	0	0	0-0	0-0	0	0	0-0	0-0	0	0	0	0	0	0	0	0	
THIRD DOWN EFFICIENCY	4-12-33%	4-10-40%	PENALTIES Number and Yards				2-19	4-38	FUMBLES Number and Lost				0-0	4-1			
FOURTH DOWN EFFICIENCY	1-1-100%	1-1-100%	TOUCHDOWNS				4	3	EXTRA POINTS Made-Attempts				4-4	3-3			
TOTAL NET YARDS	313	297	Rushing				1	2	Kicking Made-Attempts				4-4	3-3			
Total Offensive Plays (inc. times thrown passing)	80	51	Passing				2	1	RED ZONE GOALS Made-Attempts				1-1	0-0			
Average gain per offensive play	5.2	5.8	Interceptions				1	0	FIELD ZONE EFFICIENCY				2-3-67%	3-3-100%			
NET YARDS RUSHING	106	61	EXTRA POINTS Made-Attempts				4-4	3-3	GOAL TO GO EFFICIENCY				0-1-0%	3-3-100%			
Total Rushing Plays	33	17	SAFETIES				0	0	FINAL SCORE				31-21				
Average gain per rushing play	3.2	3.6	TIME OF POSSESSION				34:39	25:21									
Tackles for a loss-number and yards	8-12	0-0															
NET YARDS PASSING	207	236															
Times thrown - yards lost attempting to pass	0-0	5-18															
Gross yards passing	207	254															
PASS ATTEMPTS-COMPLETIONS-HAD INTERCEPTED	27-23-0	29-20-1															
Avg gain per pass play (inc. # thrown passing)	7.7	6.9															
KICKOFFS Number-In End Zone-Touchbacks	6-2-1	4-0-0															
PUNTS Number and Average	5-49.8	5-44.8															
Had Blocked	0	0															

DEFENSIVE STATISTICS (based on coaches' film review)

Player	TT	S	A	S-yds	I-yds	PD	FF	FR	Player	TT	S	A	S-yds	I-yds	PD	FF	FR
C. Gable	7	6	1	0	1-18	1	0	0	D. Lewis	1	1	0	0	0	0	0	0
R. Marshall	7	5	2	1-4	0	2	1	0	K. Lucas	1	1	0	0	0	0	0	0
J. Anderson	6	5	1	2-7	0	0	2	0	D. Strait	1	1	0	0	0	0	0	0
S. Williams	4	3	1	0	0	1	0	0	A. Seward	1	1	0	0	0	0	0	0
A. Wallace	4	3	1	0.5-1	0	0	0	0	M. Kemoealu	1	0	1	0	0	0	0	0
K. Jenkins	4	3	1	0.5-1	0	0	0	0	K. Moorehead	1	0	1	0	0	0	0	0
J. Peppers	2	1	0	0	0	0	0	0	Total Totals	56	42	14	5-18	1-18	4	3	1
N. Diggs	2	2	0	0	0	0	0	0									

2006 PRESEASON STATISTICS

WON 4 LOST 0

08/12	W	14-13	Buffalo	72,485
08/19	W	17-10	at Jacksonville	64,073
08/24	W	19-10	Miami	71,477
08/31	W	15-13	at Pittsburgh	54,621

STATISTICS

	CAR.	OPP.
TOTAL FIRST DOWNS	50	69
Rushing	16	20
Passing	27	43
Penalty	7	6
3rd Down: Made/Att	11/54	21/59
3rd Down Pct.	20.4	35.6
4th Down: Made/Att	1/2	1/4
4th Down Pct.	50.0	25.0
POSSESSION AVG.	27:54	32:06
TOTAL NET YARDS	923	1099
Avg. Per Game	230.8	274.8
TOTAL PLAYS	223	262
Avg. Per Play	4.1	4.2
NET YARDS RUSHING	335	344
Avg. Per Game	83.8	86.0
Total Rushes	99	111
NET YARDS PASSING	588	755
Avg. Per Game	147.0	188.8
Sacked/Yards Lost	12/69	14/110
Gross Yards	657	865
Att./Completions	112/65	137/84
Completion Pct.	58.0	61.3
Had Intercepted	0	4
PUNTS/AVERAGE	29/44.1	27/45.0
Net Punting Avg.	29/35.6	27/36.8
PENALTIES/YARDS	37/302	34/312
FUMBLES/BALL LOST	10/4	11/4
TOUCHDOWNS	5	4
Rushing	1	2
Passing	1	2
Returns	3	0

SCORE BY PERIODS

	1	2	3	4	OT	TOT
TEAM	20	27	9	9	0	65
OPPONENTS	3	12	17	14	0	46

RUSHING

	No	Yds	Avg	Long	TD
D. Williams	25	72	2.9	20	0
Shelton	16	68	4.3	11	0
Foster	18	60	3.3	13	0
Haynes	8	46	5.8	29	0
Robertson	9	35	3.9	18	0
Goings	12	30	2.5	19	1
Biddle	1	11	11.0	11	0
LeFors	5	11	2.2	6	0
Delhomme	1	3	3.0	3	0
Cramer	2	2	1.0	1	0
Basanez	2	-3	-1.5	-1	0
TEAM	99	335	3.4	29	1
OPPONENTS	111	344	3.1	18	2

RECEIVING

	No	Yds	Avg	Long	TD
Biddle	13	105	8.1	16	0
Carter	9	100	11.1	32	1
Colbert	7	97	13.9	40	0
Johnson	7	77	11.0	18	0
McCullum	4	61	15.3	23	0
Cramer	4	38	9.5	15	0
Gaines	3	53	17.7	40	0
Hankton	3	26	8.7	21	0
Goings	3	15	5.0	7	0
King	2	31	15.5	27	0
Haynes	2	20	10.0	11	0
Robertson	2	11	5.5	12	0
Foster	2	3	1.5	2	0
Hoover	1	9	9.0	9	0
Seidman	1	8	8.0	8	0
D. Williams	1	2	2.0	2	0
Shelton	1	1	1.0	1	0
TEAM	65	657	10.1	40	1
OPPONENTS	84	865	10.3	46	2

PASSING

	Att	Cmp	Yds	Cmp%	Yd/Att	TD	TD%	Int	Int%	Lg	TK/LS	Rate
Delhomme	41	23	257	56.1	6.27	1	2.4	0	0.0	40	4/31	83.1
Basanez	28	15	148	53.6	5.29	0	0.0	0	0.0	27	2/13	68.8
Weinke	22	12	89	54.5	4.05	0	0.0	0	0.0	21	5/21	64.4
LeFors	21	15	163	71.4	7.76	0	0.0	0	0.0	40	1/4	93.9
TEAM	112	65	657	58.0	5.87	1	0.9	0	0.0	40	12/69	77.9
OPPONENTS	137	84	865	61.3	6.31	2	1.5	4	2.9	46	14/110	72.2

SCORING	TDRu	Pa	Rt	PAT	FG	2PT	S	PT
Kasay	0	0	0	5/5	10/10	0	0	35
Carter	1	0	1	0		0	0	6
Goings	1	1	0	0		0	0	6
Lucas	1	0	0	1		0	0	6
Rucker	1	0	0	1		0	0	6
D. Williams	1	0	0	1		0	0	6
TEAM	5	1	1	3	5/5	10/10	0	65
OPPONENTS	4	2	2	0	4/4	6/7	0	46

SACKS	PLAYER	TOTAL
	Anderson	3.0
	Brown	3
	Peppers	2
	Wallace	2
	Ellison	1
	Kemoeatu	1
	McCadam	1
	McClover	1
	TEAM	14
	OPPONENTS	12

PUNTING	No	Yds	Avg	Net	TB	In20	Long	B
Baker	29	1279	44.1	35.6	4	4	58	0
TEAM	29	1279	44.1	35.6	4	4	58	0
OPPONENTS	27	1214	45.0	36.8	2	8	64	0

PUNT RET.	Ret	FC	Yds	Avg	Long	TD
E. Hill	16	5	181	11.3	44	0
TEAM	16	5	181	11.3	44	0
OPPONENTS	20	5	166	8.3	34	0

INTERCEPTIONS	No	Yds	Avg	Long	TD
Marshall	2	28	14.0	28	0
Lucas	1	23	23.0	23t	1
Branch	1	2	2.0	2	0
TEAM	4	53	13.3	28	1
OPPONENTS	0	0	---	---	0

KICKOFF RET.	No	Yds	Avg	Long	TD
Robertson	7	174	24.9	34	0
D. Williams	3	116	38.7	98t	1
TEAM	10	290	29.0	98T	1
OPPONENTS	15	307	20.5	28	0

FIELD GOALS	1-19	20-29	30-39	40-49	50+	Totals	Yds/Att	Yds/Made	Yds/Miss	Long
Kasay	0/0	3/3	2/2	3/3	2/2	10/10	38.5	38.5	N/A	54
TEAM	0/0	3/3	2/2	3/3	2/2	10/10	38.5	38.5	N/A	54
OPPONENTS	0/0	2/2	0/0	2/2	2/3	6/7	41.4	39.2	55	50

Kasay: (1)(22G)(45G,43G,53G,26G)(54G,40G,38G, 35G,29G)
TEAM: (1)(22G)(45G,43G,53G,26G)(54G,40G,38G, 35G,29G)
OPPONENTS: (50G,45G)(50G)(23G,55N)(40G,27G)



did you know?

Bank of America Stadium contains over 100,000 cubic yards of concrete, enough to: cover 70 acres with four-inches of concrete; cover 93 football fields with one-inch of concrete; fill a city block with seven-and-a-half stories of concrete; cover Uptown Charlotte with two-inches of concrete; build over a thousand 3,000-square foot homes.

PANTHERS SCHEDULE through 2009


The NFL scheduling format includes the following elements:

- There is an increased common-opponent emphasis with every team in a division playing against 14 common opponents.
- All teams will play each other on a regular basis, home and away, for a more consistent presentation of attractive games, eliminating the many schedule aberrations of the past.
- Teams are guaranteed to play all non-division opponents in their conference at least once every three years and at home at least once every six years.
- Every AFC team plays every NFC team once every four years and at home once every eight years.
- A team's record from the previous year has less of a bearing on its schedule, with only two (rather than four) opponents being based on the previous year's standings, thus eliminating the so-called "easy" fifth place schedules.
- The division in which a team resides is less of a factor in a team's won-loss record with 10 of 16 games each year being against non-division teams.

Carolina Panthers Opponents 2008-2009

2008		2009	
Home	Away	Home	Away
Atlanta	Atlanta	Atlanta	Atlanta
New Orleans	New Orleans	New Orleans	New Orleans
Tampa Bay	Tampa Bay	Tampa Bay	Tampa Bay
Chicago	Green Bay	Philadelphia	Dallas
Detroit	Minnesota	Washington	NY Giants
Denver	Oakland	Buffalo	New England
Kansas City	San Diego	Miami	NY Jets
NFC West	NFC East	NFC North	NFC West

RECORDS



INDIVIDUAL RECORDS

SERVICE

Most Games Played

- 157 John Kasay, 1995-2006
- 148 Mike Minter, 1997-2006
- 126 Kris Mangum, 1997-2006

Most Games Started


- 141 Mike Minter, 1997-2006
- 113 Muhsin Muhammad, 1996-2004
- 96 Wesley Walls, 1996-2002

SCORING

POINTS

Most Points, Career

- 1,064 John Kasay, 1995-2006 [252 FG, 308 PAT]
- 268 Muhsin Muhammad, 1996-2004
[44 TD: 44-P, 2PT: 2-P]
- 264 Wesley Walls, 1996-2002 [44 TD: 44-P]



Wesley Walls

Most Points, Season

- 145 John Kasay, 1996 [37 FG, 34 PAT]
- 125 John Kasay, 2003 [32 FG, 29 PAT]
- 121 John Kasay, 2005 [26 FG, 43 PAT]

Most Points, Game

- 20 John Kasay, vs New Orleans (12/5/04) [6 FG, 2 PAT]
- 18 8 times, most recently,
Steve Smith, at Miami (9/25/05) [3-P]

Most Consecutive Games, Scoring

- 37 John Kasay, 2004-06
- 29 John Kasay, 1998-99
- 21 John Kasay, 1996-97

TOUCHDOWNS

Most Touchdowns, Career

- 44 Muhsin Muhammad, 1996-2004 [44-P]
- 44 Wesley Walls, 1996-2002 [44-P]
- 38 Steve Smith, 2001-06 [30-P, 6-RET, 2-R]

Most Touchdowns, Season

- 16 Muhsin Muhammad, 2004 [16-P]
- 13 Steve Smith, 2005 [12-P, 1-R]
- 12 Stephen Davis, 2005 [12-P]
Patrick Jeffers, 1999 [12-P]
Wesley Walls, 1999 [12-P]
- 10 Wesley Walls, 1996 [10-P]

Most Touchdowns, Game

- 3 8 times, most recently,
Steve Smith, at Miami (9/25/05) [3-P]

Most Consecutive Games, Scoring Touchdown

- 6 Patrick Jeffers, 1999
- 5 3 times, most recently,
Steve Smith, 2006

POINTS AFTER TOUCHDOWN (PATs)

Most PATs Attempted, Career

- 316 John Kasay, 1995-2006
- 23 Richie Cunningham, 1999-2000
- 21 Shayne Graham, 2002

Most PATs Attempted, Season

- 44 John Kasay, 2005
- 37 John Kasay, 1998
- 35 John Kasay, 1996

Most PATs Attempted, Game

- 6 Shayne Graham, vs Cincinnati 12/8/02
Richie Cunningham, vs New Orleans 1/2/00
John Kasay, vs St. Louis 10/13/96

Most PATs, Career

- 308 John Kasay, 1995-2006
- 22 Richie Cunningham, 1999-2000
- 21 Shayne Graham, 2002

Most PATs, Season

- 43 John Kasay, 2005
- 35 John Kasay, 1998
- 34 John Kasay, 1996

Most PATs, Game

- 6 Shayne Graham, vs Cincinnati 12/8/02
Richie Cunningham, vs New Orleans 1/2/00
John Kasay, vs St. Louis 10/13/96

Most Consecutive PATs

- 69 John Kasay, 1998-99, 2001
- 61 John Kasay, 2005-06
- 54 John Kasay, 1996-97

Most PATs, Season (no misses)

- 33 John Kasay, 1999
- 28 John Kasay, 2006
- 25 John Kasay, 1997

Most PATs, Game (no misses)

- 6 Shayne Graham, vs Cincinnati 12/8/02
- Richie Cunningham, vs New Orleans 1/2/00
- John Kasay, vs St. Louis 10/13/96

TWO-POINT CONVERSIONS**Most Two-Point Conversions, Career**

- 2 Muhsin Muhammad, 1996-2004
- Kerry Collins, 1995-98
- 1 By 6 Players, most recently,
- Mike Seidman, 2003-06

Most Two-Point Conversions, Season

- 1 12 times, most recently,
- Mike Seidman, 2004

Most Two-Point Conversions, Game

- 1 12 times, most recently,
- Mike Seidman, vs New Orleans 1/2/05

FIELD GOALS**Most Field Goals Attempted, Career**

- 309 John Kasay, 1995-2006
- 28 Joe Nedney, 2000
- 18 Shayne Graham, 2002

Most Field Goals Attempted, Season

- 45 John Kasay, 1996
- 38 John Kasay, 2003
- 34 John Kasay, 2005

Most Field Goals Attempted, Game

- 6 John Kasay, at New Orleans 12/5/04
- John Kasay, at San Francisco 11/8/98
- 5 7 times, most recently,
- John Kasay, vs St. Louis 12/23/01

Most Field Goals, Career


- 252 John Kasay, 1995-2006
- 26 Joe Nedney, 2000
- 13 Shayne Graham, 2002

Most Field Goals, Season

- 37 John Kasay, 1996
- 32 John Kasay, 2003
- 26 3 times, most recently, John Kasay, 2005

Most Field Goals, Game

- 6 John Kasay, at New Orleans 12/5/04
- 5 John Kasay, at New Orleans 9/8/96
- John Kasay, vs Atlanta 9/1/96



John Kasay

Most Field Goals, One Quarter

- 3 Joe Nedney, vs. St. Louis 12/3/00 [4th]
John Kasay, at Atlanta 9/7/97 [4th]
- 2 33 times, most recently,
John Kasay, at Atlanta 1/1/06 [2nd]

Most Consecutive Games, Scoring Field Goals

- 15 John Kasay, 1996-97
- 13 John Kasay, 2005-06
- 12 John Kasay, 2003

Most Consecutive Field Goals

- 21 John Kasay, 2003
- 18 Joe Nedney, 2000
- 16 John Kasay, 1999

Longest Field Goal

- 56 John Kasay, vs Green Bay 9/27/98
- 54 4 times, most recently,
John Kasay, vs Atlanta 09/10/06

Longest Field Goal, Attempted

- 65 John Kasay, vs Dallas 10/28/06 [S]
- 62 John Kasay, at Arizona 10/9/05 [VL]
- 60 John Kasay, vs New Orleans 1/2/05 [Blk]

Highest Field Goal Percentage, Career**(Minimum 25 attempts)**

- 92.85 Joe Nedney, 2000 [28-26]
- 81.55 John Kasay, 1995-2006 [309-252]

Highest Field Goal Percentage, Season**(Minimum 1 attempt per game)**

- 92.85 Joe Nedney, 2000 [28-26]
- 88.89 John Kasay, 2006 [27-24]
- 88.00 John Kasay, 1999 [25-22]

Most Field Goals, No Misses, Game

- 6 John Kasay, at New Orleans 12/5/04
- 5 John Kasay, vs Atlanta 9/1/96
John Kasay, at New Orleans 9/8/96

Most Field Goal Attempts, 50 or More Yards, Career

- 55 John Kasay, 1995-2006
- 2 Shayne Graham, 2002
Joe Nedney, 2000

Most Field Goals, 50 or More Yards, Career

- 27 John Kasay, 1995-2006
- 2 Shayne Graham, 2002
Joe Nedney, 2000

Most Field Goals, 50 or More Yards, Season

- 4 John Kasay, 2006, 1998
- 3 4 times, most recently, John Kasay, 2005

Most Field Goals, 50 or More Yards, Game

- 2 John Kasay, at Tampa Bay 9/24/06 [51, 50]
John Kasay, vs New England 9/18/05 [51, 52]
John Kasay, at New Orleans 9/8/96 [51, 51]

Most Rushing Attempts, Rookie, Season

- 182 Fred Lane, 1997
- 121 DeAngelo Williams, 2006
- 89 Brad Hoover, 2000

Most Rushing Attempts, Game

- 36 Nick Goings, at New Orleans 12/5/04
- 35 Fred Lane, vs New Orleans 11/1/98
- 34 Fred Lane, vs Dallas 12/8/97

RUSHING YARDS**Most Rushing Yards, Career**

- 2,530 Tshimanga Biakabutuka, 1996-2001
- 2,460 DeShaun Foster, 2002-06
- 2,085 Stephen Davis, 2003-05

Most Rushing Yards, Season

- 1,444 Stephen Davis, 2003
- 1,120 Anthony Johnson, 1996
- 897 DeShaun Foster, 2006

Most Rushing Yards, Rookie, Season

- 809 Fred Lane, 1997
- 501 DeAngelo Williams, 2006
- 290 Brad Hoover, 2000

Most Rushing Yards, Game

- 178 Stephen Davis, at New Orleans 10/26/03
- 174 DeShaun Foster, at Kansas City 9/19/04
- 168 Richard Huntley, vs New England 1/6/01

Most Games, 100 or More Rushing Yards, Career

- 7 Stephen Davis, 2003-05
Tshimanga Biakabutuka, 1996-2001
- 6 By 3 players, most recently,
DeShaun Foster, 2002-06

Most Games, 100 or More Rushing Yards, Season

- 7 Stephen Davis, 2003
- 5 Nick Goings, 2004
Anthony Johnson, 1996

Most Consecutive Games, 100 or More Rushing Yards

- 4 Nick Goings, 2004
Stephen Davis, 2003
- 3 2 times, most recently, Fred Lane, 1997

Longest Run From Scrimmage

- 71 DeShaun Foster, at Kansas City 9/19/04
- 70 DeShaun Foster, at Atlanta 1/1/06 [TD]
- 67 Tshimanga Biakabutuka, vs Cincinnati 9/26/99 [TD]

AVERAGE RUSHING GAIN**Highest Average Rushing Gain, Career (min 100 att)**

- 4.14 Tshimanga Biakabutuka, 1996-2001 [611-2,530]
- 4.07 DeShaun Foster, 2002-06 [377-1563]
- 4.03 Richard Huntley, 2001 [165-665]

Highest Average Rushing Gain, Season (min 100 att)

- 5.20 Tshimanga Biakabutuka, 1999 [138-718]
- 4.54 Stephen Davis, 2003 [318-1,444]
- 4.44 Fred Lane, 1997 [182-809]

Highest Average Rushing Gain, Game (min 10 att)

- 11.83 Tshimanga Biakabutuka, at Washington 10/3/99 [12-142]
- 9.17 DeShaun Foster, at Atlanta 1/1/06 [18-165]
- 8.61 Fred Lane, vs New Orleans 11/30/97 [13-112]

RUSHING

RUSHING ATTEMPTS**Most Rushing Attempts, Career**

- 611 Tshimanga Biakabutuka, 1996-2001
- 604 DeShaun Foster, 2002-2006
- 522 Stephen Davis, 2003-2005

Most Rushing Attempts, Season

- 318 Stephen Davis, 2003
- 300 Anthony Johnson, 1996
- 227 DeShaun Foster, 2006

RUSHING TOUCHDOWNS

Most Rushing Touchdowns, Career

- 20 Stephen Davis, 2003-05
- 14 Tshimanga Biakabutuka, 1996-01
- 13 Fred Lane, 1997-99

Most Rushing Touchdowns, Season

- 12 Stephen Davis, 2005
- 8 Stephen Davis, 2003
- 7 2 times, most recently, Lamar Smith, 2002

Most Rushing Touchdowns, Rookie, Season

- 7 Fred Lane, 1997
- 6 Chris Weinke, 2001
- 3 Kerry Collins, 1995

Most Rushing Touchdowns, Game

- 3 Stephen Davis, vs New England 9/18/05
- Nick Goings, vs Arizona 11/21/04
- Tshimanga Biakabutuka, at Washington 10/3/99
- Fred Lane, vs Oakland 11/2/97

Most Consecutive Games Rushing For Touchdown

- 3 8 times, most recently, Stephen Davis, 2005

PASSING

PASS ATTEMPTS

Most Pass Attempts, Career

- 1,848 Jake Delhomme, 2003-06
- 1,723 Steve Beuerlein, 1996-2000
- 1,340 Kerry Collins, 1995-98

Most Pass Attempts, Season

- 571 Steve Beuerlein, 1999
- 540 Chris Weinke, 2001
- 533 2 times, most recently, Jake Delhomme, 2004

Most Pass Attempts, Rookie, Season

- 540 Chris Weinke, 2001
- 433 Kerry Collins, 1995
- 44 Randy Fasani, 2002

Most Pass Attempts, Game

- 63 Chris Weinke, vs Arizona 12/30/01
- 61 Chris Weinke, vs New York Giants 12/10/06
- 53 Kerry Collins, vs Green Bay 9/27/98

COMPLETIONS

Most Completions, Career

- 1,101 Jake Delhomme, 2003-06
- 1,041 Steve Beuerlein, 1996-2000
- 694 Kerry Collins, 1995-98

Most Completions, Season

- 343 Steve Beuerlein, 1999
- 324 Steve Beuerlein, 2000
- 310 Jake Delhomme, 2004

Most Completions, Rookie, Season

- 293 Chris Weinke, 2001
- 214 Kerry Collins, 1995
- 15 Randy Fasani, 2002

Most Completions, Game

- 36 Chris Weinke, vs Arizona 12/30/01
- 34 Chris Weinke, vs New York Giants 12/10/06
- 31 Jake Delhomme, vs Tennessee 10/19/03

Most Consecutive Passes Completed

- 15 Steve Beuerlein, at St. Louis 11/14/99 [9] and vs Philadelphia 11/7/99 [6]
- 14 Steve Beuerlein, at Dallas 10/11/98 [12] and vs St. Louis 12/20/97 [2]
- 13 2 times., most recently, Jake Delhomme, vs Detroit 12/21/03

COMPLETION PERCENTAGE

Highest Completion Percentage, Career (min 100 att)

- 60.41 Steve Beuerlein, 1996-2000 [1,723-1,041]
- 59.58 Jake Delhomme, 2003-06 [1,848-1,101]
- 58.06 Rodney Peete, 2002-03 [391-227]

Highest Completion Percentage, Season (Qualifiers)

- 62.97 Steve Beuerlein, 1998 [343-216]
- 61.02 Jake Delhomme, 2006 [431-263]
- 60.78 Steve Beuerlein, 2000 [533-324]

Highest Completion Percentage, Rookie, Season

- 54.26 Chris Weinke, 2001 [540-293]
- 49.42 Kerry Collins, 1995 [433-214]
- 34.10 Randy Fasani, 2002 [44-15]

Highest Completion Percentage, Game (min 20 att)

- 85.19 Jake Delhomme, at New Orleans 12/31/06 [27-23]
- 82.86 Jake Delhomme, vs Detroit 12/21/03 [35-29]
- 80.77 Steve Beuerlein, at St. Louis 11/22/98 [26-21]

PASSING YARDS

Most Passing Yards, Career

- 13,331 Jake Delhomme, 2003-06
- 12,690 Steve Beuerlein, 1996-2000
- 8,306 Kerry Collins, 1995-98

Most Passing Yards, Season

- 4,436 Steve Beuerlein, 1999
- 3,886 Jake Delhomme, 2004
- 3,730 Steve Beuerlein, 2000

Most Passing Yards, Rookie, Season

- 2,931 Chris Weinke, 2001
- 2,717 Kerry Collins, 1995
- 171 Randy Fasani, 2002

Most Passing Yards, Game

- 423 Chris Weinke, vs New York Giants 12/10/06
- 373 Steve Beuerlein, at Green Bay 12/12/99
- 368 Steve Beuerlein, vs San Francisco 12/18/99

Most Games, 300 or More Passing Yards, Career

- 8 Jake Delhomme, 2003-06
- Steve Beuerlein, 1996-2000
- 5 Kerry Collins, 1995-98

Longest Pass Completion

- 89 Kerry Collins (to Willie Green), vs Atlanta 12/17/95 [TD]
- 88 Steve Beuerlein (to Patrick Jeffers), at Pittsburgh 12/26/99 [TD]
- 80 Jake Delhomme (to Steve Smith), at Detroit 10/16/05 [TD]

AVERAGE PASSING GAIN

Highest Average Passing Gain, Season (Qualifiers)

- 7.86 Jake Delhomme, 2005 [435-3,421]
- 7.77 Steve Beuerlein, 1999 [571-4,436]
- 7.62 Steve Beuerlein, 1998 [343-2,613]

Highest Average Passing Gain, Rookie, Season (Qualifiers)

- 6.27 Kerry Collins, 1995 [214-2,717]
- 5.43 Chris Weinke, 2001 [540-2,931]

Highest Average Passing Gain, Game (min 20 att)

- 11.37 Jake Delhomme, vs Minnesota 10/30/05 [30-341]
- 11.00 Rodney Peete, vs Cincinnati 12/8/02 [29-319]
- 10.57 2 times, most recently,
Jake Delhomme, vs Washington 11/16/03 [30-317]

TOUCHDOWN PASSES

Most Touchdown Passes, Career

- 89 Jake Delhomme, 2003-06
- 86 Steve Beuerlein, 1996-2000
- 47 Kerry Collins, 1995-98

Most Touchdown Passes, Season

- 36 Steve Beuerlein, 1999
- 29 Jake Delhomme, 2004
- 24 Jake Delhomme, 2005

Most Touchdown Passes, Game

- 5 Steve Beuerlein, vs New Orleans 1/2/00
- 4 3 times, most recently,
Jake Delhomme, at Tampa Bay 12/26/04

Most Consecutive Games, Touchdown Passes

- 10 Jake Delhomme, 2004
- 9 Steve Beuerlein, 1999
- 7 Jake Delhomme, 2005

HIGHEST PERCENTAGE, TOUCHDOWN PASSES

Highest %, Touchdown Passes, Season (Qualifiers)

- 6.30 Steve Beuerlein, 1999 [571-36]
- 5.52 Jake Delhomme, 2005 [435-24]
- 5.44 Jake Delhomme, 2004 [533-29]

Highest %, Touchdown Passes, Rookie, Season (Qualifiers)

- 3.23 Kerry Collins, 1995 [433-14]
- 2.04 Chris Weinke, 2001 [540-11]

PASSES HAD INTERCEPTED

Most Passes Had Intercepted, Career

- 58 Jake Delhomme, 2003-06
- 54 Kerry Collins, 1995-98
- 50 Steve Beuerlein, 1996-2000

Most Passes Had Intercepted, Season

- 21 Kerry Collins, 1997
- 19 Chris Weinke, 2001
Kerry Collins, 1995

Most Consecutive Pass Attempts, None Intercepted

- 150 Jake Delhomme, 2006
- 119 Steve Beuerlein, 1999
- 110 Kerry Collins, 1996

Most Passes Had Intercepted, Game

- 4 6 times, most recently,
Jake Delhomme, at Philadelphia 10/17/04

Most Attempts, No Interceptions, Game

- 51 Chris Weinke, vs St. Louis 12/23/01
- 50 Jake Delhomme, vs New Orleans 1/2/05
- 49 Jake Delhomme, vs Tennessee 10/19/03

LOWEST PERCENTAGE, PASSES HAD INTERCEPTED

Lowest %, Passes Had Intercepted, Career (min 100 Attempts)

- 2.90 Steve Beuerlein, 1996-2000 [1,723-50]
- 3.14 Jake Delhomme, 2003-06 [1,848-58]
- 3.58 Rodney Peete, 2002-03 [391-14]

Lowest %, Passes Had Intercepted, Season (Qualifiers)

- 2.47 Kerry Collins, 1996 [364-9]
- 2.55 Jake Delhomme, 2006 [431-11]
- 2.62 Steve Beuerlein, 1999 [571-15]

Lowest %, Passes Had Intercepted, Rookie, Season (Qualifiers)

- 3.52 Chris Weinke, 2001 [540-19]
- 4.39 Kerry Collins, 1995 [433-19]

RECEIVING

Most Receptions, Career

- 578 Muhsin Muhammad, 1996-2004
- 344 Steve Smith, 2001-06
- 324 Wesley Walls, 1996-2002

Most Receptions, Season

- 103 Steve Smith, 2005
- 102 Muhsin Muhammad, 2000
- 96 Muhsin Muhammad, 1999

Most Receptions, Rookie, Season

- 47 Keary Colbert, 2004
- 44 Rae Carruth, 1997
- 33 DeAngelo Williams, 2006

Most Receptions, Game

- 14 Steve Smith, at Chicago 11/20/05
- 11 4 times, most recently,
Steve Smith, vs. Minnesota 10/30/05

Most Consecutive Games, Pass Reception

- 70 Wesley Walls, 1996-01
- 52 Steve Smith, 2002-06
- 50 Muhsin Muhammad, 1999-02

RECEIVING YARDS

Most Receiving Yards, Career

- 7,751 Muhsin Muhammad, 1996-2004
- 4,925 Steve Smith, 2001-06
- 3,902 Wesley Walls, 1996-2002

Most Receiving Yards, Season

- 1,563 Steve Smith, 2005
- 1,405 Muhsin Muhammad, 2004
- 1,253 Muhsin Muhammad, 1999

Most Receiving Yards, Rookie, Season

- 754 Keary Colbert, 2004
- 545 Rae Carruth, 1997
- 407 Muhsin Muhammad, 1996

Most Receiving Yards, Game

- 201 Steve Smith, vs Minnesota 10/30/05
- 192 Muhsin Muhammad, at New Orleans 9/13/98
- 189 2 times, most recently,
Steve Smith, at Baltimore 10/15/06

Most Games, 100 or More Yards Receiving, Career

- 26 Muhsin Muhammad, 1996-2004
- 18 Steve Smith, 2001-06
- 5 By 4 Players, most recently,
Patrick Jeffers, 1999-2001

Most Games, 100 or More Yards Receiving, Season

- 9 Steve Smith, 2005
- 7 Muhsin Muhammad, 2004
- 5 3 times, most recently, Muhsin Muhammad, 2000

Most Consecutive Games, 100 or More Yards Receiving

- 5 Patrick Jeffers, 1999
- 4 Steve Smith, 2005
- 3 2 times, most recently, Steve Smith, 2003

Longest Pass Reception

- 89 Willie Green, vs Atlanta 12/17/95 [TD]
- 88 Patrick Jeffers, at Pittsburgh 12/26/99 [TD]
- 80 Steve Smith, at Detroit 10/16/05 [TD]

AVERAGE PER RECEPTION**Highest Average Per Reception, Career (min 100 rec)**

- 14.47 Mark Carrier, 1995-98 [176-2,547]
- 14.32 Steve Smith, 2001-06 [344-4,925]
- 14.16 Raghib Ismail, 1996-98 [117-1,651]

Highest Average Per Reception, Season (min 50 rec)

- 17.17 Patrick Jeffers, 1999 [63-1,082]
- 16.15 Steve Smith, 2002 [54-872]
- 15.50 Muhsin Muhammad, 2003 [54-837]

Highest Average Per Reception, Game (min 5 rec)

- 32.00 Patrick Jeffers, at Pittsburgh 12/26/99 [5-160]
- 28.80 Steve Smith, vs Cincinnati 12/9/02 [5-144]
- 26.60 Donald Hayes, vs Atlanta 11/28/99 [5-133]

TOUCHDOWN RECEPTIONS**Most Touchdown Receptions, Career**

- 44 Muhsin Muhammad, 1996-2004
Wesley Walls, 1996-2002
- 30 Steve Smith, 2001-06

Most Touchdown Receptions, Season

- 16 Muhsin Muhammad, 2004
- 12 Steve Smith, 2005
Patrick Jeffers, 1999
Wesley Walls, 1999
- 10 Wesley Walls, 1996

Most Touchdown Receptions, Rookie, Season

- 5 Keary Colbert, 2004
- 4 Rae Carruth, 1997
- 1 3 times, most recently, DeAngelo Williams, 2006

Most Touchdown Receptions, Game

- 3 Steve Smith, at Miami 9/25/05
Muhsin Muhammad, at San Francisco 11/14/04
Mushin Muhammad, vs San Francisco 12/18/99

Most Consecutive Games, Touchdown Reception

- 6 Patrick Jeffers, 1999
- 5 Muhsin Muhammad, 2004
Wesley Walls, 1999

INTERCEPTIONS**Most Interceptions, Career**

- 25 Eric Davis, 1996-2000
- 17 Mike Minter, 1997-2006
- 16 Chris Gamble, 2004-06

Most Interceptions, Season

- 8 Doug Evans, 2001
- 7 Chris Gamble, 2005
- 6 3 times, most recently, Ken Lucas, 2005

Most Interceptions, Rookie, Season

- 6 Chris Gamble, 2004
- 3 Richard Marshall, 2006
Ricky Manning, Jr., 2003

Most Interceptions, Game

- 3 Deon Grant, at Minnesota 9/22/02
- 2 14 times, most recently,
Ken Lucas, vs New York Jets 11/13/05

Most Consecutive Games, Interception

- 6 Doug Evans, 2001
- 3 3 times, most recently,
Eric Davis, 1999

INTERCEPTION RETURN YARDS**Most Interception Return Yards, Career**

- 418 Mike Minter, 1997-2006
- 228 Eric Davis, 1996-2000
- 203 Chris Gamble, 2004-06

Most Interception Return Yards, Season

- 157 Chris Gamble, 2005
- 143 Julius Peppers, 2004
- 126 Doug Evans, 2001

Most Interception Return Yards, Game

- 101 Chris Gamble, at Tampa Bay 11/6/05
- 97 Julius Peppers, at Denver 10/10/04
- 96 Tim McKyer, at San Francisco 11/5/95

Longest Interception Return

- 97 Julius Peppers, at Denver 10/10/04
- 96 Tim McKyer, at San Francisco 11/5/95 [TD]
- 88 Jimmy Hitchcock, vs St. Louis 12/3/00 [TD]

TOUCHDOWNS**Most Interception Returns for Touchdown, Career**

- 4 Mike Minter, 1997-2006
- 2 Chris Gamble, 2004-06
Eric Davis, 1996-2000

Most Interception Returns for Touchdown, Season

- 2 Mike Minter, 2003
Eric Davis, 1998
- 1 13 times, most recently,
Chris Gamble, 2006
Richard Marshall, 2006

Most Interception Returns for Touchdown, Game

- 1 17 times, most recently,
Chris Gamble, at New Orleans 12/31/06

PUNTING**Most Punts, Career**

- 350 Todd Sauerbrun, 2001-04
- 341 Ken Walter, 1997-2000
- 170 Jason Baker, 2005-06

Most Punts, Season

- 104 Todd Sauerbrun, 2002
- 98 Jason Baker, 2006
- 95 Tommy Barnhardt, 1995

Most Punts, Rookie, Season

- 85 Ken Walter, 1997

Most Punts, Game

- 11 Todd Sauerbrun, vs Chicago 12/22/02
- 10 3 times, most recently,
Todd Sauerbrun, vs New York Jets 10/28/01

Longest Punt

- 73 Todd Sauerbrun, at Miami 11/4/01
- 72 Todd Sauerbrun, at Washington 10/21/01
- 70 3 times, most recently,
Jason Baker, at Washington 11/26/06

PUNTING AVERAGE

Highest Punting Average, Career (min 100 punts)

- 45.54 Todd Sauerbrun, 2001-04 [350-15,938]
- 44.71 Jason Baker, 2005-06 [170-7,601]
- 40.96 Ken Walter, 1997-2000 [291-11,756]

Highest Punting Average, Season (Qualifiers)

- 47.52 Todd Sauerbrun, 2001 [93-4,419]
- 45.74 Jason Baker, 2006 [98-4,483]
- 45.53 Todd Sauerbrun, 2002 [104-4,735]

Highest Punting Average, Rookie, Season (Qualifiers)

- 42.40 Ken Walter, 1997 [85-3,604]

Highest Punting Average, Game (min 4 att)

- 55.83 Todd Sauerbrun, at Washington 10/21/01 [6-335]
- 55.00 Jason Baker, vs St. Louis 11/19/06 [5-275]
- 54.71 Todd Sauerbrun, vs Atlanta 11/25/01 [7-383]

Highest Net Punting Average, Season

- 39.00 Jason Baker, 2006
- 38.93 Jason Baker, 2005
- 38.87 Todd Sauerbrun, 2001

INSIDE THE 20

Most Punts Inside 20, Career

- 118 Todd Sauerbrun, 2001-04
- 86 Ken Walter, 1997-2000
- 54 Jason Baker, 2005-06

Most Punts Inside 20, Season

- 35 Todd Sauerbrun, 2001
- 31 Jason Baker, 2006
Todd Sauerbrun, 2002

Most Punts Inside 20, Game

- 6 Todd Sauerbrun, vs Chicago 12/22/02
- 5 3 times, most recently,
Ken Walter, at New Orleans 10/19/97

TOUCHBACKS

Most Touchbacks, Career

- 46 Todd Sauerbrun, 2001-04
- 16 Jason Baker, 2005-06
- 12 Ken Walter, 1997-2000

Most Touchbacks, Season

- 17 Todd Sauerbrun, 2001
- 12 Jason Baker, 2006
Todd Sauerbrun, 2002

Most Touchbacks, Game

- 3 4 times, most recently,
Jason Baker, vs St. Louis 11/19/06
- 2 18 times, most recently,
Jason Baker, at Washington 11/26/06

PUNTS HAD BLOCKED

Most Punts Had Blocked, Game

- 2 Todd Sauerbrun, at New York Giants 12/28/03
- 1 7 times, most recently,
Jason Baker, vs Pittsburgh 12/17/06

PUNT RETURNS

Most Punt Returns, Career

- 169 Steve Smith, 2001-06
- 110 Winslow Oliver, 1996-98
- 59 Chris Gamble, 2004-06

Most Punt Returns, Season

- 55 Steve Smith, 2002
- 52 Winslow Oliver, 1996
- 44 2 times, most recently, Steve Smith, 2003

Most Punt Returns, Rookie, Season

- 52 Winslow Oliver, 1996
- 34 Steve Smith, 2001
- 10 Jamall Broussard, 2004

Most Punt Returns, Game

- 9 Steve Smith, vs Detroit 9/15/02
- 7 Eric Guliford, vs Indianapolis 12/3/95
- 6 5 times, most recently,
Chris Gamble, vs New Orleans 1/2/05

FAIR CATCHES

Most Fair Catches, Career

- 47 Steve Smith, 2001-06
- 33 Winslow Oliver, 1996-98
- 22 Eric Guliford, 1995

Most Fair Catches, Season

- 22 Eric Guliford, 1995
- 18 Eric Metcalf, 1999
Tyrone Poole, 1997

Most Fair Catches, Game

- 5 Tyrone Poole, at Atlanta 9/7/97
Eric Guliford, at Atlanta 9/3/95 [OT]
- 4 4 times, most recently,
Jamall Broussard, vs San Diego 10/24/04

PUNT RETURN YARDS

Most Punt Return Yards, Career

- 1,589 Steve Smith, 2001-06
- 1,173 Winslow Oliver, 1996-98
- 475 Eric Guliford, 1995

Most Punt Return Yards, Season

- 598 Winslow Oliver, 1996
- 475 Eric Guliford, 1995
- 470 Steve Smith, 2002

Most Punt Return Yards, Rookie, Season

- 598 Winslow Oliver, 1996
- 364 Steve Smith, 2001
- 69 Chris Gamble, 2004

Most Punt Return Yards, Game

- 153 Steve Smith, vs Cincinnati 12/8/02
- 107 Eric Guliford, vs Indianapolis 12/3/95
- 103 Winslow Oliver, at New Orleans 9/8/96

Longest Punt Return

- 87 Steve Smith, vs Cincinnati 12/8/02 [TD]
- 84 Winslow Oliver, at New Orleans 9/8/96 [TD]
- 76 Chris Gamble, vs New England 9/18/05

PUNT RETURN AVERAGE**Highest Punt Return Average, Career (min 50 att)**

- 10.66 Winslow Oliver, 1996-98 [110-1,173]
- 9.40 Steve Smith, 2001-06 [169-1,589]
- 6.98 Chris Gamble, 2004-06 [59-412]

Highest Punt Return Average, Season (Qualifiers)

- 11.50 Winslow Oliver, 1996 [52-598]
- 11.00 Eric Guliford, 1995 [43-475]
- 10.70 Steve Smith, 2001 [34-364]

Highest Punt Return Average, Rookie, Season

- 11.50 Winslow Oliver, 1996 [52-598]
- 10.70 Steve Smith, 2001 [34-364]

Highest Punt Return Average, Game (min 3 att)

- 51.00 Steve Smith, vs Cincinnati 12/8/02 [3-153]
- 34.33 Winslow Oliver, at New Orleans 9/8/96 [3-103]
- 31.00 Iheanyi Uwaezuoke, vs San Diego 12/17/00 [3-93]

TOUCHDOWNS**Most Punt Returns for Touchdown, Career**

- 4 Steve Smith, 2001-06
- 1 By 3 players, most recently, Iheanyi Uwaezuoke, 2000

Most Punt Returns for Touchdown, Season

- 2 Steve Smith, 2002
- 1 5 times, most recently, Steve Smith, 2003

Most Punt Returns for Touchdown, Rookie, Season

- 1 Steve Smith, 2001
- Winslow Oliver, 1996

Most Punt Returns for Touchdown, Game

- 2 Steve Smith, vs Cincinnati 12/8/02 [61, 87]
- 1 5 times, most recently, Steve Smith, at New York Giants 12/28/03 [53]

KICKOFF RETURNS**Most Kickoff Returns, Career**

- 233 Michael Bates, 1996-2000
- 98 Steve Smith, 2001-06
- 78 Rod Smart, 2002-05

Most Kickoff Returns, Season

- 59 Michael Bates, 1998
- 56 Steve Smith, 2001
- 52 Michael Bates, 1999

Most Kickoff Returns, Game

- 9 Michael Bates, at Atlanta 10/4/98
- 7 Steve Smith, at St. Louis 11/11/01
- Butler By'not'e, at New Orleans 11/26/95

KICKOFF RETURN YARDS**Most Kickoff Return Yards, Career**

- 5,987 Michael Bates, 1996-2000
- 2,371 Steve Smith, 2001-06
- 1,731 Rod Smart, 2002-05

Most Kickoff Return Yards, Season

- 1,480 Michael Bates, 1998
- 1,431 Steve Smith, 2001
- 1,287 Michael Bates, 1999

Most Kickoff Return Yards, Rookie, Season

- 1,431 Steve Smith, 2001
- 623 DeAngelo Williams, 2006
- 555 Jamal Broussard, 2004

Most Kickoff Return Yards, Game

- 252 Steve Smith, at St. Louis 11/11/01
- 200 Michael Bates, at Atlanta 10/4/98
- 180 Michael Bates, at Atlanta 10/31/99



Michael Bates

Longest Kickoff Return

- 100 Rod Smart, vs New Orleans 10/5/03 [TD]
Michael Bates, at Atlanta 10/31/99 [TD]
- 99 Steve Smith, at St. Louis 11/11/01 [TD]
Michael Bates, at Indianapolis 12/27/98 [TD]

KICKOFF RETURN AVERAGE

Highest Kickoff Return Average, Career (min 50 ret)

- 25.70 Michael Bates, 1996-2000 [233-5,987]
- 24.19 Steve Smith, 2001-06 [98-2,371]
- 22.19 Rod Smart, 2002-05 [78-1,731]

Highest Kickoff Return Average, Season (Qualifiers)

- 30.24 Michael Bates, 1996 [33-998]
- 27.26 Michael Bates, 1997 [47-1,281]
- 25.55 Steve Smith, 2001 [56-1,431]

Highest Kickoff Return Average, Game (min 3 ret)

- 46.67 Rod Smart, at New Orleans 10/5/03 [3-140]
- 44.67 Steve Smith, at Minnesota 9/9/01 [3-134]
- 42.75 Steve Smith, at New Orleans 12/2/01 [4-171]

TOUCHDOWNS

Most Kickoff Returns for Touchdowns, Career

- 5 Michael Bates, 1996-2000
- 2 Steve Smith, 2001-06
- 1 Rod Smart, 2002-05

Most Kickoff Returns for Touchdowns, Season

- 2 Steve Smith, 2001
Michael Bates, 1999
- 1 4 times, most recently, Rod Smart, 2003

Most Kickoff Returns for Touchdowns, Game

- 1 8 times, most recently,
Rod Smart, vs New Orleans 10/5/03

COMBINED KICK RETURNS

Most Combined Kick Returns, Career

- 267 Steve Smith, 2001-06 [169-P, 98-K]
- 241 Michael Bates, 1996-2000 [8-P, 233-K]
- 119 Winslow Oliver, 1996-98 [110-P, 9-K]

Most Combined Kick Returns, Season

- 90 Steve Smith, 2001 [34-P, 56-K]
- 81 Steve Smith, 2002 [55-P, 26-K]
- 59 2 times, most recently,
Michael Bates, 1998 [59-K]

Most Combined Kick Returns, Game

- 10 Steve Smith, vs Detroit 9/15/02 [9-P, 1-K]
- 9 4 times, most recently,
Steve Smith, vs New Orleans 11/10/02 [4-P, 5-K]

YARDS GAINED

Most Combined Kick Return Yards, Career

- 6,026 Michael Bates, 1996-2000 [39-P, 5,987-K]
- 3,960 Steve Smith, 2001-06 [1,589-P, 2,371-K]
- 1,731 Rod Smart, 2002-05 [1,731-K]

Most Combined Kick Return Yards, Season

- 1,795 Steve Smith, 2001 [364-P, 1,431-K]
- 1,480 Michael Bates, 1998 [1,480-K]
- 1,289 Michael Bates, 1997 [8-P, 1,281-K]

Most Combined Kick Return Yards, Game

- 267 Steve Smith, at St. Louis 11/11/01 [15-P, 252-K]
- 206 Steve Smith, vs New Orleans 10/14/01 [102-P, 104-K]
- 200 Michael Bates, at Atlanta 10/4/98 [200-K]

TOUCHDOWNS

Most Combined Kick Returns for Touchdowns, Career

- 6 Steve Smith, 2001-06 [4-P, 2-K]
- 5 Michael Bates, 1996-2000 [5-K]
- 1 By 4 Players, most recently,
Rod Smart, 2003 [1-K]

Most Combined Kick Returns for Touchdowns, Season

- 3 Steve Smith, 2001 [1-P, 2-K]
- 2 Steve Smith, 2002 [2-P]
- Michael Bates, [2-K]


Most Combined Kick Returns for Touchdowns, Game

- 2 Steve Smith, vs Cincinnati 12/8/02 [2-P]
- 1 13 times, most recently,
Steve Smith, at New York Giants 12/28/03 [1-P]

FUMBLES

Most Fumbles, Career

- 45 Jake Delhomme, 2003-06
- 44 Steve Beuerlein, 1996-2000
- 32 Kerry Collins, 1995-98



Mike Minter

Most Fumbles, Season

- 15 Jake Delhomme, 2003
- 13 3 times, most recently,
Jake Delhomme, 2005

Most Fumbles, Game

- 5 Steve Beuerlein, at San Francisco 11/8/98
- 4 Jake Delhomme, at Atlanta 12/18/04
Steve Beuerlein, at Jacksonville 9/29/96

FUMBLES RECOVERED

Most Fumbles Recovered, Own and Opponents, Career

- 12 Steve Smith, 2001-06 [12-own]
- 11 Jake Delhomme, 2003-06 [11-own]
- 10 Mike Minter, 1997-2006 [10-opp]

Most Fumbles Recovered, Own and Opponents, Season

- 6 Doug Evans, 2000 [6-opp]
- 5 Jake Delhomme, 2004 [5-own]
Steve Beuerlein, 1998 [5-own]

Most Fumbles Recovered, Own and Opponents, Game

- 2 9 times, most recently,
Richard Marshall, vs Dallas 10/29/06 [2-own]

OWN FUMBLES RECOVERED

Most Own Fumbles Recovered, Career

- 12 Steve Smith, 2001-06
- 11 Jake Delhomme, 2003-06
- 7 Steve Beuerlein, 1996-2000
Kerry Collins, 1995-98

Most Own Fumbles Recovered, Season

- 5 Jake Delhomme, 2004
Steve Beuerlein, 1998
- 4 3 times, most recently, Steve Smith, 2003

Most Own Fumbles Recovered, Game

- 2 4 times, most recently
Richard Marshall, vs Dallas 10/29/06

OPPONENTS' FUMBLES RECOVERED

Most Opponents' Fumbles Recovered, Career

- 9 Mike Minter, 1997-2006
- 7 Kevin Greene, 1996, 1998-99
- 6 By 3 players, most recently,
Dan Morgan, 2001-06

Most Opponents' Fumbles Recovered, Season

- 5 Doug Evans, 2000
- 4 Sam Mills, 1995
- 3 4 times, most recently,
Ricky Manning, Jr., 2005

Most Opponents' Fumbles Recovered, Game

- 2 5 times, most recently,
Ricky Manning, Jr., at Atlanta 1/1/06

FORCED FUMBLES

Most Forced Fumbles, Career

- 16 Mike Minter, 1997-2006
Julius Peppers, 2002-06
- 13 Mike Rucker, 1999-2006

Most Forced Fumbles, Season

- 7 Mark Fields, 2002
- 6 Sam Mills, 1995
- 5 3 times, most recently,
Julius Peppers, 2002

Most Forced Fumbles, Game

- 2 5 times, most recently,
James Anderson, at New Orleans 12/31/06

FUMBLE RETURN YARDS

Longest Fumble Return

- 94 Rashard Anderson, vs New York Jets 10/28/01 [TD]
- 66 Kevin Greene, vs St. Louis 10/13/96 [TD]
- 60 Julius Peppers, at Atlanta 12/18/04 [TD]

TOUCHDOWNS

Most Fumble Returns for Touchdown, Career

- 1 By 8 Players, most recently,
Ricky Manning, Jr., 2003-2005

Most Fumble Returns for Touchdown, Season

- 1 By 8 Players most recently,
Ricky Manning, Jr., 2005

Most Fumble Returns for Touchdown, Game

- 1 7 times, most recently,
Ricky Manning, Jr., at Atlanta 1/1/06

COMBINED NET YARDS

(Via Rushing, Receiving, Interception Return,
Punt Return, Kickoff Return, Fumble Return)

COMBINED ATTEMPTS

Most Combined Attempts, Career

- 688 Tshimanga Biakabutuka, 1996-2001
- 639 Steve Smith, 2001-06
- 589 two players, most recently,
Muhsin Muhammad, 1996-2004

Most Combined Attempts, Season

- 332 Stephen Davis, 2003
- 326 Anthony Johnson, 1996
- 262 Nick Goings, 2004

Most Combined Attempts, Game

- 42 Nick Goings, at New Orleans 12/5/04
- 37 Nick Goings, at Tampa Bay 12/26/04
- 35 two times, most recently,
Fred Lane, vs New Orleans 11/1/98

YARDS GAINED

Most Combined Net Yards, Career

- 9,052 Steve Smith, 2001-06
- 7,815 Muhsin Muhammad, 1996-2004
- 6,091 Michael Bates, 1996-2000

Most Combined Net Yards, Season

- 1,994 Steve Smith, 2001
- 1,940 Steve Smith, 2005
- 1,909 Steve Smith, 2002

Most Combined Net Yards, Rookie, Season

- 1,994 Steve Smith, 2001
- 1,437 DeAngelo Williams, 2006
- 1,085 Winslow Oliver, 1996

Most Combined Net Yards, Game

- 313 Steve Smith, vs Cincinnati 12/8/02
- 269 Steve Smith, at St. Louis 11/11/01
- 232 Steve Smith, vs Tennessee 10/19/03

TACKLES**Most Tackles, Career**

- 953 Mike Minter, 1997-2006
- 496 Mike Rucker, 1999-2006
- 432 Dan Morgan, 2001-06

Most Tackles, Season

- 158 Micheal Barrow, 1998
- 153 Chad Cota, 1997
- 142 Mike Minter, 2000

Most Tackles, Game

- 18 Mike Minter, vs Atlanta 11/24/02
- Micheal Barrow, vs Atlanta 9/6/98
- 16 two times, most recently,
Mike Minther, vs Dallas 10/29/06

SACKS**Most Sacks, Career**

- 53.5 Julius Peppers, 2002-06
- 52.5 Mike Rucker, 1999-2006
- 41.5 Kevin Greene, 1996, 1998-99

Most Sacks, Season

- 15.0 Kevin Greene, 1998
- 14.5 Kevin Greene, 1996
- 13.5 Lamar Lathon, 1996

Most Sacks, Game

- 3.0 12 times, most recently,
Julius Peppers, vs Tampa Bay 11/13/06

BLOCKED KICKS**Most Blocked Punts, Career**

- 3 Michael Bates, 1996-2000
- 1 Karl Hankton, 2000-06
- Rod Smart, 2002-05
- Bubba McDowell, 1995

Most Blocked Punts, Season

- 1 Karl Hankton, 2004
- Rod Smart, 2003
- Michael Bates, 1999, 1998, 1996
- Bubba McDowell, 1995

Most Blocked Punts, Game

- 1 six times, most recently,
Karl Hankton, at Tampa Bay 12/26/04

Most Blocked Field Goals, Career

- 5 Julius Peppers, 2002-06
- 3 Kris Jenkins, 2001-06
- 1 By 8 players, most recently,
Brentson Buckner, 2001-05

Most Blocked Field Goals, Season

- 2 Julius Peppers, 2006
- 1 12 times, most recently,
Julius Peppers, 2005
- Brentson Buckner, 2005

Most Blocked Field Goals, Game

- 1 14 times, most recently,
Julius Peppers, at Minnesota, 9/17/06

Most Blocked Extra Points, Career

- 1 Kris Jenkins, 2001-06
- Sean Gilbert, 1998-2001

Most Blocked Extra Points, Season

- 1 Kris Jenkins, 2003
- Sean Gilbert, 2001

Most Blocked Extra Points, Game

- 1 Kris Jenkins, at Tampa Bay 9/14/03
- Sean Gilbert, at Minnesota 9/9/01

TEAM RECORDS

ATTENDANCE

Largest Home Attendance, Regular Season

553,382 1996 [69,173]
550,502 2005 [68,812]
544,827 2006 [68,103]

Largest Home Attendance, Regular Season Game

76,136 vs San Francisco 12/10/95 (Clemson)
72,633 vs Washington 8/31/97
72,331 vs Green Bay 9/13/04

Largest Road Attendance, Regular Season Game

85,450 at Washington 11/26/06
80,257 at Washington 9/3/00
78,136 at Kansas City 9/19/04

GAMES WON

Most Consecutive Wins, Regular Season

7 1996
6 2005
5 2004, 2003

Consecutive Games Without Defeat, Regular Season

7 1996
6 2005
5 2004, 2003

Most Wins, Regular Season

12 1996
11 2005, 2003

Most Consecutive Wins, One Season

8 1996
6 2005
5 2004, 2003

Most Consecutive Wins, Start of Season

5 2003
3 2002, 1996

Most Consecutive Wins, End of Season

8 1996
3 2003
2 2006, 2002, 1998

Most Consecutive Home Wins, Regular Season

9 1995-96
5 2005
4 1995 (Clemson)

Most Consecutive Road Wins, Regular Season

5 1996, 1997
3 2005, 2003

Most Shutout Wins, Regular Season

1 2006
1997
1996

Most Consecutive Shutout Wins, Regular Season

None

Most Consecutive Overtime Wins, Regular Season

3 2003

GAMES LOST

Most Consecutive Losses, Regular Season

15 2001
8 2002
7 1998

Most Losses, Regular Season

15 2001
12 1998
9 2004, 2002, 2000, 1997, 1995

Most Consecutive Losses, One Season

15 2001
8 2002
7 1998

Most Consecutive Losses, Start of Season

7 1998
5 1995
2 2006, 1999

Most Consecutive Losses, End of Season

15 2001
2 1997

Most Consecutive Home Losses, Regular Season

8 2001
4 2004, 2002

Most Consecutive Road Losses, Regular Season

7 2001
5 1998
4 2002, 1996

Most Shutout Losses, Regular Season

2 2002
1 1997

Most Consecutive Shutout Losses, Regular Season

None

Most Consecutive Overtime Losses, Regular Season

2 2001

SCORING

POINTS

Most Points, Season

421 1999
391 2005
367 1996

Fewest Points, Season

253 2001
258 2002
265 1997

Most Points, Game

52 vs Cincinnati 12/8/02
45 vs New Orleans 1/2/00
vs St. Louis 10/13/96

Fewest Points, Game

0 vs Atlanta 11/24/02
at Atlanta 10/20/02
at Denver, 11/9/97

Most Points, Both Teams, Game

- 83 Carolina [52] vs Cincinnati [31] 12/8/02
- 74 Carolina [36] at Washington [38] 10/3/99
- Carolina [23] at Atlanta [51] 10/4/98

Fewest Points, Both Teams, Game

- 13 Carolina [10] at Atlanta [3] 12/24/06
- Carolina [13] at New Orleans [0] 10/19/97
- 15 2 times, most recently
- Carolina [15] vs St. Louis [0] 11/19/06

Most Points Overcome to Win Game

- 17 at San Francisco 11/14/04 [0-17, won 37-27]
- 14 vs Jacksonville 9/7/03 [0-17, won 24-23]
- 14 vs Atlanta 12/17/95 [0-14, won 21-17]

Most Points, First Half

- 30 at New York Giants 12/28/03
- 28 4 times, most recently, vs Arizona 11/21/04

Most Points, Second Half

- 36 vs Cincinnati 12/8/02
- 34 at San Francisco 11/14/04
- 28 vs New Orleans 1/2/00

Most Points, One Quarter

- 24 at San Francisco 10/17/99 [2nd]
- 21 5 times, most recently, at Atlanta 12/18/04 [4th]

Most Points, First Quarter

- 21 at Washington 10/3/99
- 17 2 times, most recently, at New York Giants 12/28/03

Most Points, Second Quarter

- 24 at San Francisco 10/17/99
- 21 vs Chicago 12/22/02
- at Buffalo 12/9/01

Most Points, Third Quarter

- 21 vs Cincinnati 12/8/02
- 17 3 times, most recently,
- vs Tampa Bay 11/13/06

Most Points, Fourth Quarter

- 21 at Atlanta 12/18/04
- 20 vs New York Jets 11/13/05
- 17 2 times, most recently, at San Francisco 11/14/04

Most Points, Overtime

- 3 4 times, most recently, at New Orleans 10/26/03

GAMES**Most Consecutive Games Scoring**

- 76 1997-2002
- 69 2002 [Current]
- 41 1995-1997

TOUCHDOWNS**Most Touchdowns, Season**

- 50 1999
- 45 2005
- 42 2004

Fewest Touchdowns, Season

- 27 2001
- 28 2006, 1997
- 30 2002, 1995

Most Touchdowns, Game

- 7 vs Cincinnati 12/8/02
- 6 vs New Orleans 1/2/00
- vs St. Louis 10/13/96

Most Touchdowns, Both Teams, Game

- 11 Carolina [7] vs Cincinnati [4] 12/8/02
- 9 Carolina [4] at Washington [5] 10/3/99
- 8 11 times, most recently,
- Carolina [4] vs Green Bay [4] 10/3/05

POINTS AFTER TOUCHDOWN**Most Points After Touchdown, Season**

- 46 1999
- 43 2005
- 39 2004

Fewest Points After Touchdown, Season

- 22 2001
- 25 1997
- 27 1995

Most Points After Touchdown, Game

- 6 vs Cincinnati 12/8/02
- vs New Orleans, 1/2/00
- vs St. Louis 10/13/96

Most Points After Touchdown, Both Teams, Game

- 10 Carolina [6] vs Cincinnati [4] 12/8/02
- 8 4 times, most recently,
- Carolina [4] at Atlanta [4] 12/18/04

TWO-POINT CONVERSIONS**Most Two-Point Conversion Attempts, Season**

- 4 2001
- 3 2003, 1999, 1998, 1997

Most Two-Point Conversion Attempts, Game

- 2 5 times, most recently, vs Jacksonville 9/7/03

Most Two-Point Conversions, Season

- 2 2004, 2002, 1998, 1997, 1995
- 1 2002, 2000, 1996

Most Two-Point Conversions, Game

- 2 vs St. Louis 12/20/97
- at New Orleans 11/26/95
- 1 7 times, most recently, vs New Orleans 1/2/05

FIELD GOALS**Most Field Goal Attempts, Season**

- 45 1996
- 38 2003
- 35 2000

Fewest Field Goal Attempts, Season

- 25 2004, 2002
- 26 1998, 1997

Most Field Goal Attempts, Game

- 6 at New Orleans 12/5/04
- at San Francisco 11/8/98
- 5 7 times, most recently, vs St. Louis 12/23/01

Most Field Goal Attempts, Both Teams, Game

- 8 4 times, most recently,
- Carolina [4] vs Philadelphia [4] 11/30/03

Most Field Goals, Season

- 37 1996
- 32 2003
- 31 2000

Fewest Field Goals, Season

- 15 2002
- 19 1998
- 20 2004

Most Field Goals, Game

- 6 at New Orleans 12/5/04
- 5 vs Atlanta 9/1/96
- at New Orleans 9/8/96

Most Field Goals, Both Teams, Game

- 7 Carolina [3] vs Tampa Bay [4] 10/27/02
- Carolina [5] at New Orleans [2] 9/8/96
- Carolina [5] vs Atlanta [2] 9/1/96

Most Consecutive Games Scoring Field Goals

- 16 1996-97
- 14 2002-03, 1999-2000
- 13 2005-06

SAFETIES**Most Safeties, Season**

- 2 1996
- 1 2006, 2003, 2002, 2000, 1997

Most Safeties, Game

- 1 7 times, most recently, vs St. Louis 11/19/06

Most Safeties, Both Teams, Game

- 1 10 times, most recently, vs St. Louis 11/19/06

FIRST DOWNS

Most First Downs, Season

- 308 2004
- 307 1999
- 304 2000

Fewest First Downs, Season

- 236 2001
- 238 2002
- 250 1995

Most First Downs, Game

- 27 vs Minnesota 10/30/05
- at San Francisco 9/10/00
- vs Oakland 11/2/97

Fewest First Downs, Game

- 6 at Buffalo 9/10/95
- 7 vs New York Jets, 10/28/01
- at Denver 11/9/97

Most First Downs, Rushing, Season

- 114 2003
- 100 2006
- 93 1996

Fewest First Downs, Rushing, Season

- 63 2000
- 68 2001
- 1998

Most First Downs, Rushing, Game

- 13 at Atlanta 12/24/06
- vs St. Louis 11/19/06
- at Atlanta 1/1/06

Fewest First Downs, Rushing, Game

- 0 2 times, most recently, at Detroit 10/16/05
- 1 10 times, most recently, vs Pittsburgh 12/17/06

Most First Downs, Passing, Season

- 208 1999
- 201 2000
- 192 2004

Fewest First Downs, Passing, Season

- 133 2002
- 144 2001
- 146 2003

Most First Downs, Passing, Game

- 19 3 times, most recently, at Atlanta 12/18/04

Fewest First Downs, Passing, Game

- 1 at Atlanta 12/14/06
- 2 at Buffalo 9/10/95
- 3 5 times, most recently, at Indianapolis 10/12/03

Most First Downs, Penalty, Season

- 40 2000
- 39 2005, 1996

Fewest First Downs, Penalty, Season

- 19 1995
- 20 2006
- 21 1999

Most First Downs, Penalty, Game

- 6 at Miami 9/25/05
- vs Atlanta 11/28/99
- at Jacksonville, 9/29/96

PLAYS

Most Plays, Season

- 1,029 1995
- 1,025 1996
- 1,019 1997

Fewest Plays, Season

- 960 2002
- 964 2005
- 965 2001

Most Plays, Game

- 88 at New England 10/29/95 [OT]
- 83 vs Arizona 12/30/01
- 78 vs New York Giants 12/10/06

Fewest Plays, Game

- 42 vs Cincinnati 9/26/99
- 45 at St. Louis 11/11/01
- 47 2 times, most recently, at Denver 10/10/04

Most Plays, Drive

- 18 vs Atlanta 12/17/95 [TD]
- 17 vs New Orleans 11/1/98 [TD]
- 16 9 times, most recently, at Atlanta 12/24/06 [TD]

NET YARDS

Most Net Yards, Season

- 5,686 1999
- 5,225 2004
- 5,141 2003

Fewest Net Yards, Season

- 4,254 2001
- 4,280 2002
- 4,615 1997

Most Net Yards, Game

- 483 at Washington 10/3/99
- 463 vs New York Giants 12/10/06
- 452 vs San Francisco 12/18/99

Fewest Net Yards, Game

- 113 at Buffalo 9/10/95
- 122 vs Atlanta 11/24/02
- 141 at New Orleans 10/15/00

Most Net Yards, Drive

- 99 at San Francisco 10/7/01 [TD]
- 98 vs St. Louis 12/20/97 [downs]
- vs Atlanta 12/17/95 [TD]

Most Consecutive Games, 300 or More Net Yards

10 2004
 9 1999
 8 2003

Highest Average Gain, Season

5.79 1999 [982-5,686]
 5.27 2004 [991-5,225]
 5.13 2005 [964-4,950]

Lowest Average Gain, Season

4.41 2001 [965-4,254]
 4.46 2002 [960-4,280]
 4.49 1995 [1,029-4,619]

RUSHING

RUSHING ATTEMPTS**Most Rushing Attempts, Season**

522 2003
 502 1996
 487 2005

Fewest Rushing Attempts, Season

355 2001
 356 1999
 363 2000

Most Rushing Attempts, Game

52 at Atlanta 12/24/06
 45 at Dallas 12/8/97
 vs Arizona 11/19/95

Fewest Rushing Attempts, Game

11 vs Pittsburgh 12/17/06
 12 at Oakland 12/24/00
 at New Orleans 10/15/00

Most Rushing Attempts, Both Teams, Game

75 Carolina [32] at Buffalo [43] 9/10/95
 71 Carolina [52] at Atlanta [19] 12/24/06
 Carolina [40] at New England [31] 10/29/95 [OT]

Fewest Rushing Attempts, Both Teams, Game

37 Carolina [13] at Green Bay [24] 12/12/99
 39 Carolina [14] vs New Orleans [25] 1/2/00
 40 Carolina [24] at St. Louis [16] 11/5/00

RUSHING YARDS**Most Rushing Yards, Season**

2,091 2003
 1,770 1997
 1,729 1996

Fewest Rushing Yards, Season

1,186 2000
 1,372 2001
 1,458 1998

Most Rushing Yards, Game

242 vs St. Louis 11/19/06
 229 at Atlanta 1/1/06
 223 at New Orleans 10/23/03

Fewest Rushing Yards, Game

10 at New Orleans 10/15/00
 11 vs San Diego 12/17/00
 23 at Kansas City 12/10/00

Most Rushing Yards, Both Teams, Game

439 Carolina [203] vs San Francisco [236] 12/6/98 [OT]
 368 Carolina [31] at St. Louis [337] 11/11/01
 358 Carolina [140] vs Green Bay [218] 12/14/97

Fewest Rushing Yards, Both Teams, Game

91 Carolina [61] at Philadelphia [30] 10/27/96
 92 Carolina [13] at Green Bay [79] 12/12/99
 106 2 times, most recently,
 Carolina [54] at Detroit [52] 10/16/05

AVERAGE RUSHING GAIN**Highest Average Gain, Rushing, Season**

4.28 1999 [356-1,525]
 4.01 1997 [441-1,770]
 4.01 2003 [521-2,091]

Lowest Average Gain, Rushing, Season

3.27 2000 [363-1,186]
 3.44 1996 [502-1,729]
 3.45 2005 [487-1679]

Highest Average Gain, Rushing, Game (min 15 att)

8.16 at Washington 10/17/99 [19-155]
 8.11 vs Cincinnati 9/26/99 [18-146]
 8.09 vs New Orleans 11/30/97 [23-186]

Lowest Average Gain, Rushing, Game (min 15 att)

1.00 at Green Bay 12/12/99 [13-13]
 1.63 at St. Louis 11/11/01 [19-31]
 1.70 vs New Orleans 10/14/01 [20-34]

RUSHING TOUCHDOWNS**Most Rushing Touchdowns, Season**

17 2005
 12 1999
 11 2002, 1998, 1997

Fewest Rushing Touchdowns, Season

7 2006, 2000
 9 2003, 2001, 1996

Most Rushing Touchdowns, Game

5 vs Oakland 11/2/97
 3 3 times, most recently, vs New England 9/18/05

PASSING

PASSING ATTEMPTS**Most Pass Attempts, Season**

579 2001
 575 1999
 566 2000

Fewest Pass Attempts, Season

449 2005
 460 2003
 464 2002

Most Pass Attempts, Game

63 vs Arizona 12/30/01
 61 vs New York Giants 12/10/06
 53 vs Green Bay 9/27/98

Fewest Pass Attempts, Game

7 at Atlanta 12/24/06
 17 vs New Orleans 11/1/98
 18 4 times, most recently, at Tampa Bay 11/6/05

Most Pass Attempts, Both Teams, Game

- 98 Carolina [53] vs Green Bay [45] 9/27/98
- 95 Carolina [41] vs San Francisco [54] 11/18/01
- 94 Carolina [61] vs New York Giants [33] 12/10/06

Fewest Pass Attempts, Both Teams, Game

- 27 Carolina [7] at Atlanta [20] 12/24/06
- 41 Carolina [20] vs New York Jets [21] 11/13/05
- 42 Carolina [23] at Houston [19] 11/2/03

COMPLETIONS**Most Completions, Season**

- 345 1999
- 340 2000
- 325 2006

Fewest Completions, Season

- 255 2002
- 263 1995
- 269 2005

Most Completions, Game

- 36 vs Arizona 12/30/01
- 34 vs New York Giants 12/10/06
- 31 vs Tennessee 10/19/03

Fewest Completions, Game

- 4 at Atlanta 12/24/06
- 5 vs Tampa Bay 10/27/02
- 6 at Buffalo 9/10/95

Most Completions, Both Teams, Game

- 56 Carolina [22] vs San Francisco [34] 11/18/01
- 54 Carolina [23] at Kansas City [31] 12/10/00
- 53 2 times, most recently,
Carolina [22] vs Green Bay [31] 11/27/00

Fewest Completions, Both Teams, Game

- 10 Carolina [6] at Buffalo [4] 9/10/95
- 13 Carolina [4] at Atlanta [9] 12/24/06
- 20 Carolina [8] at Cleveland [12] 12/1/02

NET YARDS PASSING**Most Net Yards, Passing, Season**

- 4,161 1999
- 3,643 2004
- 3,468 2000

Fewest Net Yards, Passing, Season

- 2,694 2002
- 2,845 1997
- 2,882 2001

Most Net Yards, Passing, Game

- 418 vs New York Giants 12/10/06
- 368 at Green Bay 12/12/99
- 362 vs San Francisco 12/18/99

Fewest Net Yards, Passing, Game

- 11 at Atlanta 12/24/06
- 12 at Buffalo 9/10/95
- 20 vs Tampa Bay 10/27/02

Most Net Yards, Passing, Both Teams, Game

- 699 Carolina [324] at San Francisco [375] 12/8/96
- 659 Carolina [362] vs San Francisco [297] 12/18/99
- 648 Carolina [352] at San Francisco [296] 9/10/00

Fewest Net Yards, Passing, Both Teams, Game

- 105 Carolina [11] at Atlanta [94] 12/24/06
- 175 Carolina [20] vs Tampa Bay [155] 10/27/02
- 188 Carolina [12] at Buffalo [176] 9/10/95

TIMES SACKED**Most Times Sacked, Season**

- 69 2000
- 54 1998
- 51 1999

Fewest Times Sacked, Season

- 26 2003
- 28 2005
- 31 2001

Most Times Sacked, Game

- 9 at Atlanta 9/3/95 (OT)
- 8 4 times, most recently,
at Chicago 11/20/05

COMPLETION PERCENTAGE**Highest Completion Percentage, Season**

- 60.30 2006 [539-325]
- 60.07 2000 [566-340]
- 60.00 1999 [575-345]

Lowest Completion Percentage, Season

- 48.98 1995 [537-263]
- 54.12 1997 [534-289]
- 54.20 2001 [579-314]

TOUCHDOWN PASSES**Most Touchdown Passes, Season**

- 36 1999
- 29 2004
- 25 2005, 1998

Fewest Touchdown Passes, Season

- 12 2001
- 15 2002
- 16 1995

Most Touchdown Passes, Game

- 5 vs New Orleans 1/2/00
- 4 3 times, most recently, at Tampa Bay 12/26/04

Most Touchdown Passes, Both Teams, Game

- 7 Carolina [4] at Tampa Bay [3] 12/26/04
- Carolina [3] vs Atlanta [4] 11/28/99
- 6 7 times, most recently,
Carolina [3] at Philadelphia [3] 12/4/06

PASSES HAD INTERCEPTED**Most Passes Had Intercepted, Season**

- 25 1995
- 24 1997
- 22 2002, 2001

Fewest Passes Had Intercepted, Season

- 11 1996
- 15 2004, 1999

Most Passes Had Intercepted, Game

- 5 vs St. Louis 9/17/95
- 4 7 times, most recently, at Philadelphia 10/17/04

Most Passes Had Intercepted, Both Teams, Game

- 7 Carolina [1] vs St. Louis [6] 12/12/04
- 6 Carolina [2] at Minnesota [4] 9/22/02
- Carolina [2] vs St. Louis [4] 12/3/00

PUNTING

Most Punts, Season

105 2002
100 2006
96 1995

Fewest Punts, Season

64 2000
65 1999
73 2005

Most Punts, Game

11 vs Chicago 12/22/02
vs New York Jets 10/28/01
10 3 times, most recently,
vs New Orleans 10/22/95

Fewest Punts, Game

1 vs New Orleans 9/11/05
at Green Bay 12/12/99
2 9 times, most recently, at Buffalo 11/27/05

AVERAGE PUNTING YARDAGE

Highest Punting Average, Season

47.01 2001 [94-4,419]
45.09 2002 [105-4,735]
45.08 2006 [100-4,508]

Lowest Punting Average, Season

37.26 2000 [66-2,459]
39.42 1999 [65-2,562]
40.49 1996 [78-3,158]

PUNTS HAD BLOCKED

Most Punts Had Blocked, Game

2 at New York Giants 12/28/03
1 6 times, most recently, vs Pittsburgh 12/17/06

Most Consecutive Punts Without A Block

409 1995-2000
198 2004-06
113 2001-02

INSIDE THE 20

Most Punts Inside the Opponents 20 Yard Line, Season

35 2001
31 2006, 2002
29 1997

Fewest Punts Inside the Opponents 20 Yard Line, Season

18 1999
19 2000
20 1998

Most Punts Inside the Opponents 20 Yard Line, Game

6 vs Chicago 12/22/02
5 3 times, most recently,
at New Orleans 10/19/97

PUNT RETURNS

Most Punt Returns, Season

57 2002
55 1996
49 2006, 1995

Fewest Punt Returns, Season

21 2000
28 2004
35 1999

Most Punt Returns, Game

9 vs Detroit 9/15/02
7 vs Indianapolis 12/3/95
6 7 times, most recently, vs New England 9/18/05

Fewest Punt Returns, Game

0 18 times, most recently, vs Atlanta 12/4/05

FAIR CATCHES

Most Fair Catches, Season

23 1997
1995
18 1999

Fewest Fair Catches, Season

11 2005, 1998
12 2001, 2000

Most Fair Catches, Game

5 at Atlanta 9/7/97
at Atlanta 9/3/95 [OT]
4 4 times, most recently, vs San Diego 10/24/04

PUNT RETURN YARDS

Most Punt Return Yards, Season

624 1996
500 1995
487 2002

Fewest Punt Return Yards, Season

165 2004
225 2006
238 2000

Most Punt Return Yards, Game

153 vs Cincinnati 12/8/02
128 vs New England 9/18/05
at New Orleans 9/8/96

Fewest Punt Return Yards, Game

-1 at Dallas 11/23/03
0 27 times, most recently, vs Atlanta 12/4/05

PUNT RETURN AVERAGE

Highest Punt Return Average, Season

11.34 1996 [55-624]
11.33 2000 [21-238]
10.83 2005 [41-444]

Lowest Punt Return Average, Season

4.59 2006 [49-225]
5.89 2004 [28-165]
6.88 1999 [35-241]

TOUCHDOWNS RETURNING PUNTS

Most Touchdowns, Punt Returns Season

2 2002
1 2003, 2001, 2000, 1996, 1995

Most Touchdowns, Punt Returns Game

2 vs Cincinnati 12/8/02
1 5 times, most recently, at New York Giants 12/28/03

KICKOFF RETURNS

Most Kickoff Returns, Season

76 2001
1998
66 1999

Fewest Kickoff Returns, Season

50 1996
53 2005
55 2000, 1995

Most Kickoff Returns, Game

9 at Atlanta 10/4/98
7 10 times, most recently, vs Dallas 10/29/06

Fewest Kickoff Returns, Game

0 vs Baltimore 9/8/02
at Atlanta 9/7/97
1 10 times, most recently, at Atlanta 12/24/06

KICKOFF RETURN YARDS

Most Kickoff Return Yards, Season

1,834 1998
1,769 2001
1,500 1997

Fewest Kickoff Return Yards, Season

1,083 2005
1,160 2000
1,163 1995

Most Kickoff Return Yards, Game

252 at St. Louis 11/1/01
200 at Atlanta 10/4/98
189 at Washington 9/3/00

Fewest Kickoff Return Yards, Game

0 vs Baltimore 9/8/02
at Atlanta 9/7/97
10 2 times, most recently,
vs St. Louis 11/19/06

KICKOFF RETURN AVERAGE

Highest Kickoff Return Average, Season

26.20 1996 (50-1,310)
24.13 1998 (76-1,834)
23.44 1997 (64-1,500)

Lowest Kickoff Return Average, Season

19.35 2006 (62-1,200)
20.13 2002 (60-1,208)
20.43 2005 (53-1,083)

TOUCHDOWNS RETURNING KICKOFFS

Most Touchdowns, Kickoff Returns, Season

2 2001
1999
1 2003, 2000, 1998, 1996

Most Touchdowns, Kickoff Returns, Game

1 8 times, most recently, vs New Orleans 10/5/03

FUMBLES

Most Fumbles, Season

39 1998
33 2003, 2001

Fewest Fumbles, Season

21 2006
23 2005, 2004

Most Fumbles, Game

6 at Atlanta 12/18/04
at San Francisco 11/8/98
vs Atlanta 10/26/97

Fewest Fumbles, Game

0 34 times, most recently, at New Orleans 12/31/06

FUMBLES LOST

Most Fumbles Lost, Season

19 1999
18 2002
17 1998

Fewest Fumbles Lost, Season

10 2006, 2005
11 2004

Most Fumbles Lost, Game

4 3 times, most recently, vs Tennessee 10/19/03
3 11 times, most recently, at Tampa Bay 9/24/06

FUMBLES RECOVERED

Most Fumbles Recovered, Own and Opponents, Season

36 1998 [22 own, 14 opp]
32 2005 [13 own, 19 opp]
2001 [20 own, 12 opp]

Fewest Fumbles Recovered, Own and Opponents, Season

14 1999 [5 own, 9 opp]
17 2006 [9 own, 8 opp]
24 2004 [12 own, 12 opp]

Most Fumbles Recovered, Own and Opponents, Game

7 at San Francisco 11/8/98 [4 own, 3 opp]
5 6 times, most recently,
at Atlanta 12/18/04 [3 own, 2 opp]

Most Own Fumbles Recovered, Season

22 1998
20 2001
18 2003

Fewest Own Fumbles Recovered, Season

5 1999
6 2005
9 2006, 2000

Most Opponents Fumbles Recovered, Season

21 2000
16 2002, 1996

Fewest Opponents Fumbles Recovered, Season

8 2006
9 1999
10 2003

Most Opponents Fumbles Recovered, Game

4 vs Chicago 12/22/02
vs Philadelphia 11/7/99
at San Diego 9/14/97

TOUCHDOWNS

Most Touchdowns, Fumbles Recovered, Own and Opponents, Season

- 3 1996 [3 opp]
- 2 2001 [1 own, 1 opp]
- 1 3 times, most recently, 2004 [1 opp]

Most Touchdowns, Opponents Fumbles Recovered, Season,

- 3 1996
- 1 2004, 2002, 2001, 1995

Most Touchdowns, Fumbles Recovered, Own and Opponents, Game

- 1 8 times, most recently, at Atlanta 12/18/04 [1 opp]

TURNOVERS

(Number of times losing the ball on interceptions and fumbles)

Most Turnovers, Season

- 41 1995 [25 ints, 16 fum]
- 40 2002 [22 ints, 18 fum]
- 39 1997 [24 ints, 15 fum]

Fewest Turnovers, Season

- 25 1996 [11 ints, 14 fum]
- 26 2005 [16 int, 10 fum]
- 2004 [15 ints, 11 fum]

Most Turnovers, Game

- 7 vs St. Louis 9/17/95 [5 ints, 2 fum]
- 6 times, most recently,
- vs Atlanta 11/24/02 [4 ints, 2 fum]

Most Turnovers, Both Teams, Game

- 10 Carolina [6] at New Orleans [4] 11/26/95
- 9 3 times, most recently,
- Carolina [6] vs New England [3] 1/6/02

Fewest Turnovers, Both Teams, Game

- 0 Carolina [0] vs Minnesota [0] 10/30/05
- 1 9 times, most recently,
- Carolina [1] at Cincinnati [0] 10/22/06

PENALTIES

Fewest Penalties, Season

- 84 2000
- 87 2001
- 91 2005

Most Penalties, Season

- 123 2004
- 116 2003
- 113 1998

Fewest Penalties, Game

- 0 vs Green Bay 12/14/97
- 1 vs St. Louis 12/3/00
- 2 3 times, most recently, at New Orleans 12/31/06

Most Penalties, Game

- 16 at Tampa Bay 9/14/03
- 14 at Dallas 10/13/02
- 12 3 times, most recently, vs Arizona 11/21/04

Fewest Penalties, Both Teams, Game

- 1 Carolina [0] vs Green Bay [1] 12/14/97
- 4 Carolina [4] vs Washington [0] 11/16/03
- 5 3 times, most recently,
- Carolina [4] at Pittsburgh [1] 12/15/02

Most Penalties, Both Teams, Game

- 33 Carolina [16] at Tampa Bay [17] 9/14/03
- 24 Carolina [12] vs Arizona [12] 11/21/04
- 23 Carolina [14] at Dallas [9] 10/13/02

YARDS PENALIZED

Fewest Yards Penalized, Season

- 638 1996
- 683 2000, 1995

Most Yards Penalized, Season

- 1,020 2004
- 966 2003
- 931 1998

Fewest Yards Penalized, Game

- 0 vs Green Bay 12/14/97
- 10 at Tampa Bay 11/17/02
- vs St. Louis 12/3/00

Most Yards Penalized, Game

- 120 at Tampa Bay 9/14/03
- 106 at Dallas 10/13/02
- 101 vs Washington 8/31/97

Fewest Yards Penalized, Both Teams, Game

- 10 Carolina [0] vs Green Bay [10] 12/14/97
- 35 Carolina [10] at Cleveland [10] 12/1/02
- 40 2 times, most recently,
- Carolina [35] at Pittsburgh [5] 12/15/02

Most Yards Penalized, Both Teams, Game

- 288 Carolina [120] at Tampa Bay [168] 9/14/03
- 197 Carolina [91] vs Atlanta [106] 10/3/04
- 191 Carolina [68] at Dallas [123] 11/23/03
- Carolina [54] vs Atlanta [137] 11/28/99

TIME OF POSSESSION

Highest Average Time of Possession, Season

- 30:48 1996
- 30:27 2003
- 30:12 2006

Lowest Average Time of Possession, Season

- 27:30 2001
- 28:10 1998
- 29:12 2005

Highest Time of Possession, Game

- 41:51 at New Orleans 12/5/04
- 41:47 at Atlanta 12/24/06
- 39:48 at New England 10/29/95 [OT]

Lowest Time of Possession, Game

- 19:52 at Atlanta 10/20/02
- 20:12 vs Atlanta 11/24/02
- 20:32 at Pittsburgh 12/15/02

Highest Time of Possession, Drive

- 11:18 at Buffalo 11/27/05 [16-74-FG]
- 10:36 at Atlanta 12/24/06 [16-73-TD]
- 10:23 vs Atlanta 12/17/95 [18-98-TD]

Highest Time of Possession, Scoring Drive

- 11:18 at Buffalo 11/27/05 [16-74-FG]
- 10:36 at Atlanta 12/24/06 [16-73-TD]
- 10:23 vs Atlanta 12/17/95 [18-98-TD]

Lowest Time of Possession, Scoring Touchdown

- 0:05 at San Francisco 10/17/99 [1-25]
- 0:06 vs St. Louis 12/23/01 [1-4]
- 0:07 vs Dallas 12/24/05 [1-32]

DEFENSIVERECORDS

SCORING

Fewest Points Allowed, Season

218 1996
259 2005
302 2002

Most Points Allowed, Season

413 1998
410 2001
381 1999

Fewest Points Allowed, Game

0 vs St. Louis 11/19/06
at New Orleans 10/19/97
vs Tampa Bay 12/1/96

Most Points Allowed, Game

52 at Oakland 12/24/00
51 at Atlanta 10/4/98
48 2 times, most recently,
at St. Louis 11/11/01

Fewest Touchdowns Allowed, Season

24 1996
27 2005
33 2006, 2002

Most Touchdowns Allowed, Season

48 2001
47 1999
46 1998

Fewest Touchdowns Allowed, Game

0 18 times, most recently, at Atlanta 12/24/06

Most Touchdowns Allowed, Game

7 at Oakland 12/24/00
6 3 times, most recently, vs Atlanta 11/24/02

FIRST DOWNS

Fewest First Downs Allowed, Season

251 1996
262 2005
267 2006

Most First Downs Allowed, Season

331 1999
315 1998
307 2004

Fewest First Downs Allowed, Game

7 vs Arizona 11/19/95
vs New York Jets 10/15/95
8 5 times, most recently, at Atlanta 12/24/06

Most First Downs Allowed, Game

28 at Oakland 12/24/00
27 5 times, most recently, vs Dallas 10/29/06

Fewest First Downs Allowed, Rushing, Season

69 1996
72 2005
83 2003

Most First Downs Allowed, Rushing, Season

115 1999
112 1997
107 2000

Fewest First Downs Allowed, Rushing, Game

0 vs Arizona 11/19/95
1 9 times, most recently, vs St. Louis 11/19/06

Most First Downs Allowed, Rushing, Game

16 at Pittsburgh 12/26/99
15 vs San Francisco 9/29/97
14 two times, most recently, vs Atlanta 09/10/06

Fewest First Downs Allowed, Passing, Season

149 2006
155 2002
160 2005

Most First Downs Allowed, Passing, Season

197 1998
189 1999
187 2001

Fewest First Downs Allowed, Passing, Game

3 at Washington 11/26/06
at Buffalo 9/10/95
4 2 times, most recently, vs Detroit 12/21/03

Most First Downs Allowed, Passing, Game

21 vs Green Bay 9/27/98
20 vs San Francisco 11/18/01
vs San Francisco 12/10/95

Fewest First Downs Allowed, Penalty, Season

11 2001
13 2000
14 1995

Most First Downs Allowed, Penalty, Season

32 2004
30 2005, 2003

Most First Downs Allowed, Penalty, Game

6 vs Atlanta 10/3/04
5 vs Arizona 11/21/04
at Atlanta 12/7/03

OFFENSIVE PLAYS

Fewest Plays Allowed, Season

981 2005
990 2006, 1996

Most Plays Allowed, Season

1,072 1995
1,057 2001
1,042 1999

Fewest Plays Allowed, Game

41 vs Detroit 12/21/03
42 at Atlanta 12/24/06
44 vs Arizona 11/19/95

Most Plays Allowed, Game

84 vs Arizona 11/21/04
at Tampa Bay 9/14/03 (OT)
83 vs San Francisco 11/18/01

Fewest Rushing Plays Allowed, Season

374 1996
408 2005
426 2000

Most Rushing Plays Allowed, Season

521 2001
497 1997
491 1998

Fewest Rushing Plays Allowed, Game

4 at New Orleans 12/5/04
8 vs St. Louis 11/19/06
11 vs Seattle 10/8/00

Most Rushing Plays Allowed, Game

49 vs San Francisco 9/29/97
47 4 times, most recently, vs Atlanta 9/10/06

Fewest Passing Attempts Allowed, Season

490 1997
500 2006
501 1998

Most Passing Attempts Allowed, Season

586 1995
557 1999
556 1996

Fewest Passing Attempts Allowed, Game

16 at Atlanta 9/23/01
18 vs Atlanta 10/3/04
at New Orleans 9/13/98

Most Passing Attempts Allowed, Game

61 vs Tampa Bay 9/14/03
56 vs Atlanta 12/17/95
54 vs San Francisco 11/18/01

Most Plays Allowed, Drive

16 8 times, most recently, at Atlanta 1/1/06 [FG]

NET YARDS ALLOWED

Fewest Net Yards Allowed, Season

4,522 2005
4,646 2002
4,725 2003

Most Net Yards Allowed, Season

5,943 2001
5,842 1998
5,656 2000

Fewest Net Yards Allowed, Game

96 vs Arizona 11/19/95
111 vs St. Louis 11/19/06
106 vs Detroit 12/21/03

Most Net Yards Allowed, Game

493 at St. Louis 11/11/01
487 vs Green Bay 9/27/98
480 vs St. Louis 12/5/99

Most Net Yards Allowed, Drive

98 vs Atlanta 9/6/98 [TD]
at Atlanta 9/3/95 [TD]
95 vs New Orleans 11/10/02 [TD]

RUSHING

Fewest Rushing Yards Allowed, Season

1,465 2005
1,562 1996
1,576 1995

Most Rushing Yards Allowed, Season

2,301 2001
2,133 1998
1,973 1997

Fewest Rushing Yards Allowed, Game

25 vs New York Jets 10/15/95
26 at Atlanta 1/1/06
30 2 times, most recently, at New Orleans 12/5/04

Most Rushing Yards Allowed, Game

337 at St. Louis 11/11/01
252 vs Atlanta 9/10/06
237 at Seattle 10/31/04

Lowest Average Rushing Gain Allowed, Season

3.50 1995 [450-1,576]
3.59 2005 [408-1,465]
3.69 2002 [448-1,653]

Highest Average Rushing Gain Allowed, Season

4.56 2000 [426-1,944]
4.42 2001 [521-2,301]
4.34 1998 [491-2,133]

Lowest Average Rushing Gain Allowed, Game (min 15 att)

1.11 at Philadelphia 10/27/96 [27-30]
1.73 at Atlanta 1/1/06 [15-26]
1.78 at Atlanta 9/7/97 [27-48]

Highest Average Rushing Gain Allowed, Game (min 15 att)

8.22 at St. Louis 11/11/01 [41-337]
7.30 vs Philadelphia 11/7/99 [23-168]
7.11 vs San Francisco 10/22/00 [18-128]

Fewest Rushing Touchdowns Allowed, Season

6 1996
9 2005
10 2006, 2003

Most Rushing Touchdowns Allowed, Season

19 2004
17 1995
14 1998

Most Rushing Touchdowns Allowed, Game

4 at St. Louis 11/11/01
3 6 times, most recently, vs Dallas 10/29/06

PASSING

Fewest Net Passing Yards Allowed, Season

2,993 2002
3,000 2006
3,003 2003

Most Net Passing Yards Allowed, Season

3,712 2000
3,709 1998
3,642 2001

Fewest Net Passing Yards Allowed, Game

- 49 vs Detroit 9/15/02
- 53 vs Detroit 12/21/03
- 62 vs Arizona 11/19/95

Most Net Passing Yards Allowed, Game

- 395 at St. Louis 11/5/00
- 392 at Arizona 10/9/05
- 378 vs Green Bay 9/27/98

Fewest Touchdown Passes Allowed, Season

- 15 2005
- 16 1995
- 17 1997, 1996

Most Touchdown Passes Allowed, Season

- 30 1998
- 26 1999
- 25 2001

Most Touchdown Passes, Allowed, Game

- 5 at Oakland 12/24/00
- vs Green Bay 9/27/98
- 4 3 times, most recently, vs Green Bay 10/3/05

SACKS

Most Sacks, Season

- 60 1996
- 52 2002
- 45 2005

Fewest Sacks, Season

- 26 2001
- 27 2000
- 34 2004

Most Sacks, Game

- 7 5 times, most recently, vs St. Louis 11/19/06

Most Opponent Yards Lost Attempting to Pass, Season

- 371 1996
- 336 2002
- 294 2005

Fewest Opponent Yards Lost Attempting to Pass, Season

- 167 2001
- 212 2003
- 225 2004

Most Opponent Yards Lost Attempting to Pass, Game

- 62 vs St. Louis 11/19/06
- 57 vs Detroit 9/15/02
- 53 vs Atlanta 9/1/96

INTERCEPTIONS

Most Passes Intercepted, Season

- 26 2004
- 24 2001
- 23 2005

Fewest Passes Intercepted, Season

- 11 1997
- 14 2006
- 15 1999

Most Passes Intercepted, Game

- 6 vs St. Louis 12/12/04
- 4 7 times, most recently, at New Orleans 12/18/05

Most Consecutive Games With an Interception

- 14 1996
- 10 2001
- 9 2004

Most Interception Return Yards, Season

- 440 2005
- 420 2004
- 374 2001

Fewest Interception Return Yards, Season

- 72 1997
- 115 2006
- 169 1999

Most Interception Return Yards, Game

- 117 at San Francisco 11/5/95
- 101 at Tampa Bay 11/6/05
- 97 at Denver 10/10/04

Most Interceptions Returned for Touchdowns, Season

- 3 2003
- 2 2006, 2005, 2004, 2000, 1998, 1995

Most Interceptions Returned for Touchdowns, Game

- 1 17 times, most recently, at New Orleans 12/31/06

Most Interceptions Returned for Touchdowns, Both Teams, Game

- 2 2 times, most recently,
- Carolina [1] vs Tampa Bay [1] 11/9/03

PUNTING

Fewest Opponent Punts, Season

- 58 2000
- 64 2004
- 71 1998

Most Opponent Punts, Season

- 103 2002
- 98 2006
- 95 1996

Fewest Opponent Punts, Game

- 0 at Kansas City 12/10/00
- 1 6 times, most recently, at Seattle 10/31/04

Most Opponent Punts, Game

- 11 vs Detroit 9/15/02
- 10 3 times, most recently, vs New Orleans 1/2/05

Highest Opponent Punting Average, Season

- 45.09 2005 [79-3,562]
- 44.01 1998 [71-3,125]
- 43.78 2 times, most recently, 2006 [98-4,290]

Lowest Opponent Punting Average, Season

- 39.51 1999 [74-2,924]
- 39.84 2000 [58-2,311]
- 40.38 1995 [94-3,796]

Highest Opponent Punting Average, Game (min. 3 punts)

- 55.70 vs Oakland 11/7/04 [3-167]
- 52.00 at St. Louis 11/22/98 [5-260]

Lowest Opponent Punting Average, Game (min. 3 punts)

- 51.66 at Jacksonville 9/29/96 [6-310]
- 25.67 vs San Francisco 12/18/99 [3-77]
- 31.40 vs Green Bay 9/13/04 [5-157]
- 31.80 at Minnesota 10/6/96 [5-159]

Most Opponent Punts Blocked, Season

1 2006, 2004, 2003, 1999, 1998, 1997, 1996, 1995

Most Opponent Punts Blocked, Game

1 7 times, most recently, at Tampa Bay 12/26/04

Most Consecutive Opponent Punts Without a Block

264 1999-2003

188 2004-06

131 2003-04

Most Opponent Punts Inside 20 Yard Line, Season

40 2006

31 2003

29 2002

Fewest Opponent Punts Inside 20 Yard Line, Season

13 2000

14 1998

16 1999

Most Opponent Punts Inside 20 Yard Line, Game

6 vs New York Giants 12/10/06

5 vs New York Jets 10/28/01

4 8 times, most recently, at New Orleans 12/31/06

PUNT RETURNS

Fewest Opponent Punt Returns, Season

20 1998

25 2000

32 1999, 1996

Most Opponent Punt Returns, Season

63 2002

61 2006

42 2001

Fewest Punt Return Yards Allowed, Season

94 1998

158 1999

173 1996

Most Punt Return Yards Allowed, Season

554 2002

428 1997

425 2001

Fewest Punt Return Yards Allowed, Game

-3 vs Dallas 10/1/00

at New York Jets 11/29/98

0 23 times, most recently, at Buffalo 11/27/05

Most Punt Return Yards Allowed, Game

168 at Denver 11/9/97

139 at New Orleans 12/29/02

98 vs New Orleans 11/10/02

Lowest Opponent Punt Return Average, Season

4.70 1998 [20-94]

4.94 1999 [32-158]

5.41 1996 [32-173]

Highest Opponent Punt Return Average, Season

11.50 2003 [35-402]

11.26 1997 [38-428]

10.12 2001 [42-425]

Longest Punt Return Allowed, Game

89 vs Detroit 12/21/03 [TD]

82 at Denver 11/9/97 [TD]

75 at Denver 11/9/97 [TD]

Most Punt Returns for Touchdowns Allowed, Season

2 1997

1 2006, 2003, 2001

Most Punt Returns for Touchdowns Allowed, Game

2 at Denver 11/9/97

1 3 times, most recently, vs Pittsburgh 12/17/06

KICKOFF RETURNS

Fewest Opponent Kickoff Returns, Season

32 1996

50 2002

55 1997

Most Opponent Kickoff Returns, Season

80 2005

76 1999

70 2003

Fewest Opponent Kickoff Returns, Game

0 vs St. Louis 9/17/95

1 9 times, most recently, vs Pittsburgh 12/17/06

Most Opponent Kickoff Returns, Game

9 at New Orleans 12/5/04

8 2 times, most recently, at Atlanta 1/1/06

Fewest Kickoff Return Yards Allowed, Season

926 2002

1,120 2000

1,159 1996

Most Kickoff Return Yards Allowed, Season

1,702 2005

1,477 2004

1,429 1995

Fewest Kickoff Return Yards Allowed, Game

11 vs Washington 8/31/97

13 vs Atlanta 11/24/02

16 at Atlanta 10/20/02

Most Kickoff Return Yards Allowed, Game

237 at New Orleans 12/5/04

188 at Atlanta 12/18/04

181 at Atlanta 1/1/06

Lowest Kickoff Return Average Allowed, Season

17.50 2000 [64-1,120]

18.52 2002 [50-926]

18.69 1996 [62-1,159]

Highest Kickoff Return Average Allowed, Season

23.20 1997 [55-1,276]

22.33 2001 [60-1,340]

22.14 1998 [65-1,439]

Longest Kickoff Return Allowed, Game

101 at San Francisco 11/16/97 [TD]

93 at Atlanta 10/4/98 [TD]

83 at New Orleans 11/26/95

Most Kickoff Returns for Touchdowns Allowed, Season

1 1998, 1997

Most Kickoff Returns for Touchdowns Allowed, Game

1 at Atlanta 10/4/98

at San Francisco 11/16/97

FUMBLES

Fewest Opponent Fumbles, Season

- 20 2003
- 22 2006, 1999
- 24 1998

Most Opponent Fumbles, Season

- 37 2000
- 36 2002
- 29 2004

Most Opponent Fumbles, Game

- 5 vs Arizona 11/21/04
vs St. Louis 12/3/00
- 4 14 times, most recently, at New Orleans 12/31/06

TURNOVERS

Fewest Opponent Turnovers, Season

- 22 2006 [14 ints, 8 fum]
1997 [11 ints, 11 fum]
- 26 2003 [16 ints, 10 fum]

Most Opponent Turnovers, Season

- 42 2005 [23 ints, 19 fum]
- 38 2004 [26 ints, 12 fum]
2000 [17 ints, 21 fum]
1996 [22 ints, 16 fum]

Most Opponent Turnovers, Game

- 7 vs St. Louis 12/12/04 [6 ints, 1 fum]
vs St. Louis 12/3/00 [4 ints, 3 fum]

- 6 2 times, most recently, vs New York Jets 11/13/05
[4 ints, 2 fum]

Most Consecutive Games, Opponent Turnovers

- 16 1996
- 12 2004
- 11 1995

TIME OF POSSESSION

Lowest Average Time of Possession Allowed, Season

- 29:12 2005, 1996
- 29:33 2003

Highest Average Time of Possession Allowed, Season

- 32:30 2001
- 31:50 1998
- 30:40 2002

Lowest Time of Possession Allowed, Game

- 18:09 at New Orleans 12/5/04
- 18:13 at Atlanta 12/24/06
- 20:20 vs Seattle 10/8/00

Highest Time of Possession Allowed, Game

- 40:08 at Atlanta 10/20/02
- 39:48 vs Atlanta 11/24/02
- 39:28 at Pittsburgh 12/15/02

Highest Time of Possession Allowed, Drive

- 9:56 vs San Francisco 9/29/97 [15-81-TD]
- 9:52 at Atlanta 10/20/02 [12-79-TD]
- 9:37 vs New Orleans [15-80-TD]

OPPONENT RECORDS

SCORING

POINTS

Most Points, Game

- 18 Ahman Green, Green Bay 9/13/04 [3 TD: 2-R, 1-P]
Derrick Mayes, Green Bay 9/27/98 [3 TD: 3-P]
- 16 John Hall, at New York Jets 11/29/98 [4 FG, 4 PATs]

TOUCHDOWNS

Most Touchdowns, Game

- 3 Ahman Green, Green Bay 9/13/04 [3 TD: 2-R, 1-P]
Derrick Mayes, Green Bay 9/27/98 [3 TD: 3-P]
- 2 49 times, most recently,
Marion Barber, Dallas 10/29/06 [2 TD: 2-R]

POINTS AFTER TOUCHDOWN

Most PATs Attempted, Game

- 7 Sebastian Janikowski, at Oakland 12/24/00
- 6 3 times, most recently,
Jay Feely, Atlanta 11/24/02

Most PATs, Game

- 7 Sebastian Janikowski, at Oakland 12/24/00
- 6 Jeff Wilkins, at St. Louis 11/11/01
Morten Andersen, at Atlanta 10/4/98

Most PATs, No Misses, Game

- 7 Sebastian Janikowski, at Oakland 12/24/00
- 6 Jeff Wilkins, at St. Louis 11/11/01
Morten Andersen, at Atlanta 10/4/98

TWO-POINT CONVERSIONS

Most Two-Point Conversions, Game

- 1 10 times, most recently,
Terrell Owens, Dallas 10/29/06

FIELD GOALS

Most Field Goals Attempted, Game

- 4 23 times, most recently,
Phil Dawson, Cleveland 10/08/06

Most Field Goals, Game

- 4 5 times, most recently,
Phil Dawson, Cleveland 10/08/06

Most Field Goals, One Quarter

- 3 Martin Gramatica, Tampa Bay 10/27/02 [4th]
- 2 27 times, most recently,
David Akers, at Philadelphia 12/4/06 [4th]

Longest Field Goal Attempted

- 58 Morten Andersen, at Atlanta 9/3/95 [S]
- 57 John Carney, New Orleans 10/5/03 [LU]
- 56 Doug Brien, at New Orleans 9/13/98

Longest Field Goal

- 56 Doug Brien, at New Orleans 9/13/98
- 53 Martin Gramatica, Tampa Bay 10/27/02
- Donald Hollis, at Jacksonville 9/29/96

Most Field Goals, No Misses, Game

- 4 Phil Dawson, Cleveland 10/8/06
- David Akers, Philadelphia 11/30/03
- Martin Gramatica, Tampa Bay 10/27/02
- Mike Vanderjagt, at Indianapolis 12/27/98
- John Hall, at New York Jets 11/29/98

Most Field Goals, 50 or More Yards, Game

- 2 Martin Gramatica, Tampa Bay 10/27/02 [52, 53]
- Doug Brien, New Orleans 11/30/97 [51, 50]
- 1 6 times, most recently,
- Jason Hanson, at Detroit 10/16/05 [52]

SAFETIES

Most Safeties, Game

- 1 5 times, most recently,
- Al Fontenot, San Diego 12/17/00

RUSHING

RUSHING ATTEMPTS

Most Rushing Attempts Game

- 38 Ricky Williams, at New Orleans 10/15/00
- 34 Julius Jones, Dallas 12/24/05
- 33 2 times, most recently,
- Ahman Green, Green Bay 9/13/04

RUSHING YARDS

Most Rushing Yards, Game

- 202 Marshall Faulk, St. Louis 12/23/01
- 195 Shaun Alexander, at Seattle 10/31/04
- 194 Julius Jones, Dallas 12/24/05

Longest Run From Scrimmage

- 80 Kordell Stewart, Pittsburgh 12/22/96 [TD]
- 71 Deuce McAllister, New Orleans 1/2/05
- Marshall Faulk, at St. Louis 11/11/01 [TD]
- Garrison Hearst, San Francisco 12/6/98 [TD]

AVERAGE RUSHING GAIN

Highest Average Rushing Gain, Game (min 10 att)

- 12.20 Marshall Faulk, at St. Louis 11/11/01 [15-183]
- 10.10 Mike Vick, at Atlanta 12/7/03 [14-141]
- 9.06 Trung Candidate, at St. Louis 11/11/01 [16-145]

RUSHING TOUCHDOWNS

Most Rushing Touchdowns, Game

- 2 22 times, most recently,
- Marion Barber, Dallas 10/29/06

PASSING

PASS ATTEMPTS

Most Pass Attempts, Game

- 61 Brad Johnson, at Tampa Bay 9/14/03
- 54 Jeff Garcia, San Francisco 11/18/01
- 53 Jeff George, Atlanta 12/17/95

COMPLETIONS

Most Completions, Game

- 34 Brad Johnson, at Tampa Bay 9/14/03
- Jeff Garcia, San Francisco 11/18/01
- 31 three times, most recently,
- Elvis Grbac, at Kansas City 12/10/00

COMPLETION PERCENTAGE

Highest Completion Percentage, Game (min 20 att)

- 85.19 Mark Brunell, Jacksonville 9/7/03 [27-23]
- 81.82 Doug Flutie, Buffalo 10/25/98 [22-18]
- 78.79 Rich Gannon, at Oakland 12/24/00 [33-26]

PASSING YARDS

Most Passing Yards, Game

- 431 Trent Green, at St. Louis 11/5/00
- 398 Josh McCown, at Arizona 10/9/05
- 397 Brad Johnson, at Tampa Bay 9/14/03

Longest Pass Completion

- 94 Chris Chandler [to Jamal Anderson], at Atlanta 9/23/01 [TD]
- 86 Drew Brees [to Marques Colston], New Orleans 10/1/06 [TD]
- Joey Harrington [to Marcus Pollard], at Detroit 10/16/05

AVERAGE PASSING GAIN

Highest Average Passing Gain, Game (min 20 att)

- 13.05 Jason Garrett, at Dallas 10/11/98 [22-287]
- 12.82 Doug Flutie, Buffalo 10/25/98 [22-282]
- 12.14 Vinny Testaverde, at N.Y. Jets 11/29/98 [21-255]

TOUCHDOWN PASSES

Most Touchdown Passes, Game

- 5 Rich Gannon, at Oakland 12/24/00
- Brett Favre, Green Bay 9/27/98
- 4 3 times, most recently,
- Brett Favre, Green Bay 10/3/05

PASSES HAD INTERCEPTED

Most Passes Had Intercepted, Game

- 6 Chris Chandler, St. Louis 12/12/04
- 4 7 times, most recently,
- Todd Bouman, at New Orleans 12/18/05

Most Pass Attempts, No Interceptions, Game

- 46 Dave Krieg, Arizona 11/19/95
- 45 Jeff Garcia, at San Francisco 10/17/99
- 44 Drew Bledsoe, at New England 10/29/95 [OT]

RECEIVING

Most Receptions, Game

- 13 Joe Horn, at New Orleans 12/2/01
- 10 7 times, most recently,
- Anquan Boldin, at Arizona 10/9/05

RECEIVING YARDS

Most Receiving Yards, Game

- 208 Rod Gardner, at Washington 10/21/01
- 174 Shannon Sharpe, at Denver 11/9/97
- 163 Tim Brown, vs Oakland 11/2/97

Longest Pass Reception

- 94 Jamal Anderson [from Chris Chandler], at Atlanta 9/23/01 [TD]
- 86 Marques Colston [from Drew Brees], New Orleans 10/1/06 [TD]
- Marcus Pollard [from Joey Harrington], at Detroit 10/16/05

AVERAGE PER RECEPTION

Highest Average Per Reception, Game (min 5 rec)

- 34.67 Rod Gardner, at Washington 10/21/01 [6-208]
- 29.00 Eric Moulds, Buffalo 10/25/98 [5-145]
- 26.40 Marques Colston, New Orleans 10/1/06 [5-132]

TOUCHDOWN RECEPTIONS

Most Touchdown Receptions, Game

- 3 Derrick Mayes, Green Bay 9/27/98
- 2 24 times, most recently,
- Mark Clayton, at Baltimore 10/15/06

INTERCEPTIONS

Most Interceptions, Game

- 2 18 times, most recently,
- Gibril Wilson, New York Giants 12/10/06

INTERCEPTION RETURN YARDS

Most Interception Return Yards, Game

- 85 Otis Smith, New England 1/6/02
- 68 Nathan Vasher, at Chicago 11/20/05
- 67 Lavar Arrington, at Washington 10/21/01

Longest Interception Return

- 76 Otis Smith, New England 1/6/02
- 67 Lavar Arrington, at Washington 10/21/01
- 64 2 times, most recently,
- Kenoy Kennedy, at Detroit 10/16/05

TOUCHDOWNS

Most Interceptions Returned for Touchdown, Game

- 1 26 times, most recently,
- Kenoy Kennedy, at Detroit 10/16/05

PUNTING

Most Punts, Game

- 11 John Jett, Detroit 9/15/02
- 10 3 times, most recently,
- Mitch Berger, New Orleans 1/2/05

Longest Punt

- 69 Mitch Berger, at New Orleans 12/18/05
- 68 Reggie Roby, at Houston 11/24/96
- 67 Shane Lechler, Oakland 11/7/04

PUNTING AVERAGE

Highest Punting Average, Game (min 4 att)

- 52.00 Rick Tuten, at St. Louis 11/22/98 [5-260]
- 51.66 Bryan Barker, at Jacksonville 9/29/96 [6-310]
- 51.50 Reggie Roby, at Houston 11/24/96 [6-309]

INSIDE THE 20

Most Punts Inside the 20, Game

- 6 Jeff Feagles, New York Giants 12/10/06
- 5 Tom Tupa, New York Jets 10/28/01
- 4 8 times, most recently,
- Steve Weatherford, at New Orleans 12/31/06

TOUCHBACKS

Most Touchbacks, Game

- 3 Brad Maynard, at Chicago 11/20/05
- Kyle Richardson, at Minnesota 9/22/02
- Mitch Berger, at Minnesota 11/19/00

PUNTS HAD BLOCKED

Most Punts Had Blocked, Game

- 1 7 times, most recently,
- Josh Bidwell, at Tampa Bay 12/26/04

PUNT RETURNS

Most Punt Returns, Game

- 7 Michael Lewis, New Orleans 11/10/02
- 6 3 times, most recently,
- Mewelde Moore, at Minnesota 9/17/06

FAIR CATCHES

Most Fair Catches, Game

- 5 Vinny Sutherland, San Francisco 11/18/01
- Chad Morton, at New Orleans 10/15/00
- 4 5 times, most recently,
- Troy Walters, at Minnesota 11/19/00

PUNT RETURN YARDS

Most Punt Return Yards, Game

- 168 Darrien Gordon, at Denver 11/9/97
- 139 Michael Lewis, at New Orleans 12/29/02
- 98 Michael Lewis, New Orleans 11/10/02

Longest Punt Return

- 89 Reggie Swinton, Detroit 12/21/03 [TD]
- 82 Darrien Gordon, at Denver 11/19/97 [TD]
- 75 Darrien Gordon, at Denver 11/19/97 [TD]

PUNT RETURN AVERAGE

Highest Punt Return Average, Game (min 3 ret)

- 33.60 Darrien Gordon, at Denver 11/9/97 [5-168]
- 27.80 Michael Lewis, at New Orleans 12/29/02 [5-139]
- 26.00 Antonio Holmes, Pittsburgh 12/17/06 [3-78]

TOUCHDOWNS

Most Punt Returns for Touchdowns, Game

- 2 Darrien Gordon, at Denver 11/9/97
- 1 3 times, most recently,
- Santonio Holmes, Pittsburgh 12/17/06

KICKOFF RETURNS

Most Kickoff Returns, Game

- 8 DeAndra Cobb, at Atlanta 1/1/06
- Aaron Stecker, at New Orleans 12/5/04
- 7 5 times, most recently,
- Justin Miller, New York Jets 11/13/05

KICKOFF RETURN YARDS

Most Kickoff Return Yards, Game

- 214 Aaron Stecker, at New Orleans, 12/5/04
- 181 DeAndra Cobb, at Atlanta 1/1/06
- 169 Tim Dwight, at Atlanta 10/4/98

Longest Kickoff Return

- 101 Terry Kirby, at San Francisco 11/16/97 [TD]
- 93 Tim Dwight, at Atlanta 10/4/98 [TD]
- 83 Tyrone Hughes, at New Orleans 11/26/95

KICKOFF RETURN AVERAGE

Highest Kickoff Return Average, Game (min 3 ret)

- 42.25 Tim Dwight, at Atlanta 10/4/98 [4-169]
- 32.50 Terry Fair, Detroit 10/24/99 [4-130]
- 30.75 Tony Horne, at St. Louis 11/22/98 [4-123]

TOUCHDOWNS

Most Kickoff Returns for Touchdowns, Game

- 1 Tim Dwight, at Atlanta 10/4/98
- Terry Kirby, at San Francisco 11/16/97

COMBINED KICK RETURNS

Most Combined Kick Returns, Game

- 11 Michael Lewis, New Orleans 11/10/02 [7-P, 4-K]
- Brian Mitchell, at Washington 10/3/99 [4-P, 7-K]
- Tyrone Hughes, New Orleans 10/22/95 [6-P, 5-K]

COMBINED KICK RETURN YARDS

Most Combined Kick Return Yards, Game

- 207 Roell Preston, Green Bay 9/27/98 [40-P, 167-K]
- 201 Michael Lewis, at New Orleans 12/29/02 [62-P, 139-K]
- 190 Michael Lewis, at New Orleans 10/26/03 [45-P, 145-K]

TOUCHDOWNS

Most Combined Kick Returns for Touchdowns, Game

- 2 Darrien Gordon, at Denver 11/9/97 [twice] [P]
- 1 5 times, most recently, Santonio Holmes, Pittsburgh 12/17/06 [P]

COMBINED NET YARDS

(Yards Gained Via Rushing, Receiving, Interception Return, Punt Return, Kickoff Return, and Fumble Return)

COMBINED ATTEMPTS

Most Combined Attempts, Game

- 41 Ricky Williams, at New Orleans 10/15/00 [38-R, 3-P]
- 36 2 times, most recently, Julius Jones, Dallas 12/24/05 [34-R, 2-P]

Most Combined Net Yards, Game

- 252 Marshall Faulk, St. Louis 12/23/01 [202-R, 50-P]
- 235 Tim Dwight, Atlanta 11/28/99 [3-R, 102-P, 115-KOR, 15-PR]
- 232 Reuben Droughns, at Denver 10/10/04 [193-R, 18-P, 21-KOR]

SACKS

Most Sacks, Game

- 3.5 Chris Doleman, at San Francisco 11/8/98
- Chris Doleman, at Atlanta 9/3/95
- 3.0 10 times, most recently, DeMarcus Ware, Dallas 12/24/05

FUMBLES

Most Fumbles, Game

- 4 Shaun King, Arizona 11/21/04
- 3 4 times, most recently, Jamie Martin, at New Orleans 12/31/06

Most Own Fumbles Recovered, Game

- 2 4 times, most recently, Tommy Maddox, at Pittsburgh 12/15/02

Most Opponent Fumbles Recovered, Game

- 2 5 times, most recently, DeWayne White, at Tampa Bay 9/24/06

Longest Fumble Return

- 102 Travis Davis, at Pittsburgh 12/26/99 [TD]
- 90 Keith Mitchell, New Orleans 11/12/00 [TD]
- 74 Darrien Gordon, at Oakland 12/24/00 [TD]

TOUCHDOWNS

Most Touchdowns, Game (Opponents Recovered)

- 1 18 times, most recently, Kevin Washington, at New York Giants 12/28/03

Most Touchdowns, Game (Own Recovered)

- 1 Zach Wiegert, St. Louis 12/20/97

BLOCKED KICKS

Most Blocked Punts, Game

- 2 Osi Umenyiora, at New York Giants 12/28/03
- 1 7 times, most recently, Jerome Harrison, Pittsburgh 12/17/06

Most Blocked Field Goals, Game

- 1 9 times, most recently, Shaun Rogers, at Detroit 10/16/05

Most Blocked Point After Touchdowns, Game

- 1 Cullen Jenkins, Green Bay 10/3/05
- Chad Hennings, at Dallas 10/11/98
- Travis Hall, at Atlanta 10/4/98


Longest Return of Blocked Field Goal

- 72 Aeneas Williams, Arizona 11/19/95 [TD]

Most Touchdowns With Blocked Kick Recovery

- 1 Chris Hayes, New York Jets 10/28/01 [P, 38 yds]
- Aeneas Williams, Arizona 11/19/95 [FG, 72 yds]

TEAM HISTORY



1995 REGULAR SEASON STATISTICS

WON 7, LOST 9 4th NFC WEST

HEAD COACH DOM CAPERS

09/03	L	20-23ot	at Atlanta	58,808
09/10	L	9-31	at Buffalo	79,190
09/17	L	10-31	ST. LOUIS	54,060
10/01	L	13-20	TAMPA BAY	50,076
10/08	L	27-31	at Chicago	59,688
10/15	W	26-15	NY JETS	52,613
10/22	W	20-3	NEW ORLEANS	55,484
10/29	W	20-17ot	at New England	60,064
11/05	W	13-7	at San Francisco	61,722
11/12	L	17-28	at St. Louis	65,598
11/19	W	27-7	ARIZONA	49,582
11/26	L	26-34	at New Orleans	39,580
12/03	W	13-10	INDIANAPOLIS	49,841
12/10	L	10-31	SAN FRANCISCO	76,136
12/17	W	21-17	ATLANTA	53,833
12/24	L	17-20	at Washington	42,903

STATISTIC CAR. OPP.

TOTAL FIRST DOWNS	250	288
Rush/Pass/Pen.	74/157/19	99/175/14
3rd Down: Made/Att	93/244	98/240
3rd Down Pct.	38.1	40.8
4th Down: Made/Att	4/9	7/12
4th Down Pct.	44.4	58.3
POSSESSION AVG.	29.27	30.33
TOTAL NET YARDS	4619	5027
Avg. Per Game	288.7	314.2
Total Plays	1029	1072
Avg. Per Play	4.5	4.7
NET YARDS RUSHING	1573	1576
Avg. Per Game	98.3	98.5
Total Rushes	454	450
NET YARDS PASSING	3046	3451
Avg. Per Game	190.4	215.7
Sacked/Yards Lost	38/258	36/265
Gross Yards	3304	3716
Attempts/Complete	537/263	596/310
Completion Pct.	49.0	52.9
Had Intercepted	25	21
PUNTS/AVERAGE	96/41.0	94/40.4
Net Punting Avg.	36/35.2	34/34.0
PENALTIES/YARDS	34/683	112/808
FUMBLES/BALL LOST	28/16	28/16
TOUCHDOWNS	30	38
Rushing	10	17
Passing	16	15
Return	4	6

SCORING TD/Ru/Pa/Rt PAT FG 2 S PT

Kasay	0	0	0	0	27/28	26/33	0	0	105
Green	6	0	6	0	0/0	0/0	0	0	36
Moore	4	4	0	0	0/0	0/0	0	0	24
Carrier	3	0	3	0	0/0	0/0	0	0	18
Collins	3	3	0	0	0/0	0/0	0	0	18
Metzelaars	3	0	3	0	0/0	0/0	0	0	18
Griffith	2	1	1	0	0/0	0/0	0	0	12
Guliford	2	0	1	0	0/0	0/0	0	0	12
Christian	1	0	1	0	0/0	0/0	0	0	8
Beebe	1	0	1	0	0/0	0/0	0	0	6
Johnson	1	1	0	0	0/0	0/0	0	0	6
Kragen	1	0	1	0	0/0	0/0	0	0	6
McKyer	1	0	1	0	0/0	0/0	0	0	6
Mills	1	0	0	1	0/0	0/0	0	0	6
Workman	1	1	0	0	0/0	0/0	0	0	6
Rasby	0	0	0	0	0/0	0/0	1	0	2
TEAM	30	10	16	4	27/28	26/33	2	0	289
OPPONENTS	38	17	15	6	38/38	19/26	0	1	325

RUSHING No Yds Avg Long TD

Moore	195	740	3.8	53t	4
Griffith	65	197	3.0	15	1
Christian	41	158	3.9	17	0
Johnson	24	110	4.6	23t	1
Workman	35	139	4.0	14	1
Thomas	22	90	4.1	13	0
Collins	42	74	1.8	10	3
Baldwin	23	61	2.7	9	0
Reich	1	3	3.0	3	0
Stone	1	3	3.0	3	0
Guliford	2	2	1.0	1	0
Carrier	3	-4	-1.3	4	0
TEAM	454	1573	3.5	53t	10
OPPONENTS	450	1576	3.5	35t	17

RECEIVING No Yds Avg Long TD

Carrier	66	1002	15.2	66t	3
Green	47	802	18.8	89t	6
Guliford	29	444	15.3	49	1
Christian	29	225	8.8	23	1
Johnson	16	121	7.6	37	0
Metzelaars	20	171	8.5	27	3
Beebe	14	152	10.9	24	1
Workman	13	74	5.7	14	0
Griffith	11	63	5.7	15	1
Rasby	5	47	9.4	15	0
Moore	4	12	3.0	5	0
Campbell	3	32	10.7	12	0
Thomas	3	24	8.0	14	0
Tilman	2	22	11.0	12	0
Dennis	1	3	3.0	3	0
TEAM	263	3304	12.6	89t	16
OPPONENTS	310	3716	12.0	77t	15

INTERCEPTION No Yds Avg Long TD

Maxie	6	59	9.8	49	0
Mills	5	58	11.6	36t	1
McKyer	3	99	33.0	96t	1
Terrell	3	33	11.0	21	0
Poole	2	8	4.0	4	0
McDowell	1	33	33.0	33	0
Kragen	1	29	29.0	29	0
TEAM	21	319	15.2	96t	2
OPPONENTS	25	221	8.8	35	3

PUNTING No Yds Avg Net TB I20 Lg B

Barnhardt	95	3906	41.1	35.2	11	27	54	0
Kasay	1	32	32.0	32.0	0	1	32	0
TEAM	96	3938	41.0	35.2	11	28	54	0
OPPONENTS	94	3796	40.4	34.0	5	23	58	1

PUNT RET. Ret FC Yds Avg Long TD

Guliford	43	22	475	11.0	62t	1
Carrier	6	1	25	4.2	9	0
TEAM	49	23	500	10.2	62t	1
OPPONENTS	39	23	342	8.8	45	0

KICKOFF RET No Yds Avg Long TD

By'not'e	18	335	18.6	35	0
Baldwin	14	316	22.6	36	0
Stone	12	269	22.4	40	0
Beebe	9	215	23.9	38	0
Butcher	1	5	5.0	5	0
Philyav	1	23	23.0	23	0
TEAM	55	1163	21.1	40	0
OPPONENTS	62	1159	18.7	83	0

PASSING Att Cmp Yds Cmp% Yd/Att TD TD% Int Int% Lg TK/LS Rate

Collins	433	214	2717	49.4	6.27	14	3.2	19	4.4	89t	24/150	61.9
Reich	84	37	441	44.0	5.25	2	2.4	2	2.4	46	12/100	58.7
TEAM	537	263	3304	49.0	6.15	16	3.0	25	4.7	89t	38/258	59.1
OPPONENTS	586	310	3716	52.9	6.34	15	2.6	21	3.6	77t	36/265	66.2

SCORE BY PERIODS

	1	2	3	4	OT	TOT
TEAM	35	98	78	75	3	289
OPPONENTS	62	106	72	82	3	325

DEFENSE TOT S A FF Fr OP PD

Mills	130	98	32	6	4	9	6
Bailey	114	85	29	0	0	8	2
Maxie	105	81	24	1	1	3	22
Terrell	73	61	12	1	1	0	8
Poole	68	60	8	3	0	6	16
McKyer	66	59	7	0	2	0	22
Lathon	64	43	21	1	1	19	1
Conner	61	41	20	1	0	12	2
Fox	57	38	19	0	0	28	10
Kragen	55	41	14	1	2	11	1
R. Smith	43	34	9	0	0	2	19
McDowell	41	33	8	0	1	0	9
Williams	30	18	12	0	0	5	2
Price	25	15	10	1	1	2	0
M. Thomas	19	9	10	0	0	11	1
King	10	7	3	0	0	22	4
Faryniarz	8	7	1	0	0	2	0
Lofton	7	7	0	0	0	0	1
Butcher	4	4	0	0	0	0	0
Reed	4	4	0	0	0	0	3
Cota	4	4	0	0	1	0	2
Zgonina	2	2	0	0	0	0	0
Royal	2	2	0	0	0	1	0
Hill	2	1	1	0	0	0	0

SACKS

PLAYER	TOTAL	M. Thomas	2.0
Lathon	8.0	King	2.0
Conner	7.0	Kragen	1.0
Mills	4.5	Price	1.0
Fox	4.5	Team	1.0
Bailey	3.0	TEAM	36.0
Poole	2.0	OPPONENTS	38.0

F.GOALS 1-19 20-29 30-39 40-49 50+

Kasay	0/0	6/6	10/14	9/12	1/1
TEAM	0/0	6/6	10/14	9/12	1/1
OPPONENTS	1/1	7/7	7/11	2/4	2/3

Kasay (39G, 41G) (32N, 34G, 52G, 32G) (45G) (I) (21G, 49G) (23G, 43N, 39G, 40G, 30G) (45G, 37G) (38N, 27G, 39N, 29G) (39G, 47G) (43N, 23G) (37B, 42G, 30G) (22G) (34G, 48B, 38G) (43G) (I) (42G)
 Opponents (27G, 51G, 58N, 35G) (39G) (39N, 48B, 34G, 32N) (25G, 27G, 49N) (23G) (50G, 39G) (29G) (19G) (32N) (I) (I) (45G, 39G, 36N) (47G) (20G) (34G) (29G, 32G)

PANTHERS USUAL STARTERS

WR 84 Guliford (9)	LE 93 Fox (16)
LT 78 Brockmeier (16)	NT 71 Kragen (15)
LG 85 Garcia (14)	RE 98 Williams (15)
C 64 Whitley (16)	LOLB 57 Lathon (15)
RG 52 Elliott (14)	LILB 51 Mills (16)
RT 62 Dennis (9)	RILB 54 Bailey (14)
TE 88 Metzelaars (14)	ROLB 56 Conner (16)
WR 83 Carrier (14)	LCB 38 Poole (13)
QB 12 Collins (13)	RCB 22 McKyer (16)
FB 44 Christian (12)	SS 39 Maxie (16)
HB 20 Moore (10)	FS 40 Terrell (13)

1996 REGULAR SEASON STATISTICS

TEAM HISTORY

WON 13, LOST 5 1st NFC WEST

HEAD COACH DOM CAPERS

09/01	W	29-6	ATLANTA	69,522
09/08	W	22-20	at New Orleans	43,288
09/22	W	23-7	SAN FRANCISCO	72,224
09/29	L	14-24	at Jacksonville	71,537
10/06	L	12-14	at Minnesota	60,864
10/13	W	45-13	ST. LOUIS	70,535
10/20	W	19-7	NEW ORLEANS	70,888
10/27	L	9-20	at Philadelphia	65,982
11/03	L	17-20	at Atlanta	42,726
11/10	W	27-17	NEW YORK GIANTS	70,298
11/17	W	20-10	at St. Louis	60,652
11/24	W	31-6	at Houston	20,107
12/01	W	24-0	TAMPA BAY	57,623
12/08	W	30-24	at San Francisco	66,291
12/15	W	27-16	BALTIMORE	70,075
12/22	W	18-14	PITTSBURGH	72,217
01/05	W	26-17	DALLAS	72,808
01/12	L	13-30	at Green Bay	60,216

STATISTIC CAR. OPP.

TOTAL FIRST DOWNS	292	251
Rush/Pass/Pen	93/160/39	69/167/15
3rd Down: Made/Att	84/226	71/219
3rd Down Pct.	37.2	32.4
4th Down: Made/Att	6/13	7/22
4th Down Pct.	46.2	31.8
POSSESSION AVG.	30:48	29:12
TOTAL NET YARDS	4812	4776
Avg. Per Game	300.8	298.5
Total Plays	1025	990
Avg. Per Play	4.7	4.8
NET YARDS RUSHING	1729	1562
Avg. Per Game	108.1	97.6
Total Rushes	502	374
NET YARDS PASSING	3083	3214
Avg. Per Game	192.7	200.9
Sacked/Yards Lost	36/250	60/371
Gross Yards	3333	3585
Attempts/Complete	487/273	556/307
Completion Pct.	56.1	55.2
Had Intercepted	11	22
PUNTS/AVERAGE	78/40.5	95/43.8
Net Punting Avg.	78/35.3	95/35.3
PENALTIES/YARDS	94/638	133/1155
FUMBLES/BALL LOST	25/14	25/16
TOUCHDOWNS	36	24
Rushing	9	6
Passing	22	17
Return	5	1

SCORING TD RU PA RT PAT FG 2 S PT

Christian	1	0	0	0	0	0	1	0	8
Kasay	0	0	0	0	34/35	37/45	0	0	145
Walls	10	0	10	0	0/0	0/0	0	0	60
Carrier	6	6	6	0	0/0	0/0	0	0	36
Johnson	6	6	6	0	0/0	0/0	0	0	36
Green	3	0	3	0	0/0	0/0	0	0	18
Griffith	2	1	1	0	0/0	0/0	0	0	12
Bates	1	0	1	0	0/0	0/0	0	0	6
K. Greene	1	0	1	0	0/0	0/0	0	0	6
S. Greene	1	0	1	0	0/0	0/0	0	0	6
Ismail	1	1	0	0	0/0	0/0	0	0	6
King	1	0	1	0	0/0	0/0	0	0	6
Mills	1	0	1	0	0/0	0/0	0	0	6
Muhammad	1	0	1	0	0/0	0/0	0	0	6
Oliver	1	0	1	0	0/0	0/0	0	0	6
Philyaw	1	1	0	0	0/0	0/0	0	0	6
Collins	0	0	0	0	0/0	0/0	0	0	2
TEAM	36	9	22	5	34/35	37/45	2	0	367
OPPONENTS	24	6	17	1	23/24	17/20	0	0	218

RUSHING No Yds Avg Long TD

Johnson	300	1120	3.7	29	6
Biakabutuka	71	229	3.2	17	0
Oliver	47	183	3.9	16	0
Ismail	8	80	10.0	35t	1
Collins	32	38	1.2	14	0
Philyaw	12	38	3.2	8	1
Beuerlein	12	17	1.4	13	0
Hoard TM	5	11	2.2	5	0
Griffith	12	7	0.6	3	1
Stone	1	6	6.0	6	0
Green	1	1	1.0	1	0
Muhammad	1	-1	-1.0	-1	0
TEAM	502	1729	3.4	35t	9
OPPONENTS	374	1562	4.2	80t	6

RECEIVING No Yds Avg Long TD

Walls	61	713	11.7	40t	10
Carrier	58	808	13.9	39	6
Green	46	614	13.3	50	3
Griffith	27	223	8.3	21	1
Johnson	26	192	7.4	55	0
Muhammad	25	407	16.3	54t	1
Oliver	15	144	9.6	29	0
Ismail	12	214	17.8	51	0
S. Greene	2	7	3.5	6	1
Stone	1	11	11.0	11	0
TEAM	273	3333	12.2	55	22
OPPONENTS	307	3585	11.7	55	17

INTERCEPTION No Yds Avg Long TD

Cota	5	63	12.6	35	0
Davis	5	57	11.4	36	0
Cook	3	28	9.3	22	0
Terrell	3	6	2.0	6	0
Lofton	1	42	42.0	42	0
Maxie	1	35	35.0	35	0
Poole	1	35	35.0	35	0
Mills	1	10	10.0	10	0
King	1	1	1.0	1	0
Pieri	1	0	0.0	0	0
TEAM	22	277	12.6	42	0
OPPONENTS	11	41	3.7	22	1

PUNTING No Yds Avg Net TB 120 Lg B

Stark	77	3128	40.6	36.0	9	21	60	6
Kasay	1	30	30.0	10.0	1	0	30	0
TEAM	78	3158	40.5	35.7	10	21	60	6
OPPONENTS	95	4159	43.8	35.3	9	18	68	1

PUNT RET. Ret FC Yds Avg Long TD

Oliver	52	17	598	11.5	84t	1
Poole	3	0	26	8.7	12	0
TEAM	55	17	624	11.3	84t	1
OPPONENTS	32	25	173	5.4	25	0

KICKOFF RET No Yds Avg Long TD

Bates	33	998	30.2	93t	1
Oliver	7	160	22.9	33	0
Ismail	5	100	20.0	30	0
S. Greene	2	10	5.0	6	0
Baker	1	11	11.0	11	0
Bickett	1	12	12.0	12	0
Hoard	1	19	19.0	19	0
TEAM	50	1310	26.2	93t	1
OPPONENTS	71	1429	20.1	33	0

PASSING Att Cmp Yds Cmp% Yd/Att TD TD % Int Int% Lg

Collins	364	204	2454	56.0	6.74	14	3.8	9	2.5	55	18/114	79.4
Beuerlein	123	69	879	56.1	7.15	8	6.5	2	1.6	40t	18/136	93.5
TEAM	487	273	3333	56.1	6.84	22	4.5	11	2.3	55	36/250	83.0
OPPONENTS	556	307	3585	55.2	6.45	17	3.1	22	4.0	55	60/371	68.7

SCORE BY PERIODS

	1	2	3	4	OT	TOT
TEAM	74	102	107	84	0	367
OPPONENTS	62	100	23	33	0	218

DEFENSE TOT S A FF FR QP PD

Mills	138	108	30	0	2	10	5
Lathon	103	69	34	2	2	30	1
Bailey	90	58	32	0	0	7	3
Terrell	90	60	30	0	0	1	6
Poole	86	65	15	0	1	2	22
Kragen	77	52	25	3	2	5	3
Greene, K.	74	47	27	5	3	32	3
Maxie	71	46	23	0	0	4	7
Davis	68	57	11	2	0	0	22
Cota	63	51	11	0	0	2	5
Williams	49	28	21	1	0	8	2
Miller	43	28	15	1	0	18	2
Fox	42	28	14	0	0	9	1
Cook	34	25	9	2	1	3	11
King	28	23	5	1	1	11	3
Bickett	17	11	6	1	0	2	1
Lofton	13	9	4	0	0	0	3
Royal	12	11	1	0	0	1	1
Pieri	11	11	0	0	0	1	1
R. Smith	11	10	1	0	0	14	1
Thomas	9	6	3	0	0	6	0
McDaniel	2	1	1	0	0	0	1
Jeter	1	1	0	0	0	0	0
Colston	1	1	0	0	0	0	0
Baker	1	1	0	0	0	0	0

SACKS

Player	TOTAL	Bailey	2.5
K. Greene	14.5	Bickett	2.0
Lathon	13.5	Fox	2.0
Mills	5.5	Cota	1.0
Cook	4.0	R. Smith	1.0
Thomas	4.0	Williams	1.0
King	3.0	TEAM	60.0
Kragen	3.0	OPPONENTS	36.0
Miller	3.0		

F.GOALS 1-19 20-29 30-39 40-49 50+

Kasay	2/2	14/14	11/12	7/10	3/7
TEAM	2/2	14/14	11/12	7/10	3/7
OPPONENTS	0/0	5/5	3/5	8/9	1/1

Kasay (32G,36G,53G,38G,42G)
 (51G,22G,29G,51G,23G) (28G,35G,19G) (45N)
 (22G) (50N, 51N, 22G) (23G, 52N, 40G, 26G,
 39G) (51N,47G,39G,29G) (40G) (49N,42G,28G)
 (38G, 34G) (49G) (23G) (45N,18G,26G,33G,
 31N) (29G,44G) (35G,30G,29G)
Opponents (46G,33N,33G) (48G,43G) (1) (53G)
 (32N) (1) (H46G,21G) (25G,45G) (22G) (41G,45N)
 (24G,45G) (1) (31G) (37G,46G,25G) (1)

PANTHERS USUAL STARTERS

WR 86 Green (12)	LE 93 Fox (11)
LT 78 Brockermeyer (8)	NT 71 Kragen (16)
LG 52 Elliott (8)	RE 98 Williams (14)
C 64 Whitley (8)	LOBL 91 Greene (16)
RG 75 Skrapanek (15)	LIBL 51 Mills (16)
RT 76 Garrido (8)	RLB 54 Bailey (14)
TE 85 Walls (16)	ROLB 57 Lathon (16)
WR 83 Carrier (15)	LCB 25 Davis (15)
QB 12 Collins (12)	RCB 38 Poole (15)
FB 30 Griffith (14)	SS 39 Maxie (13)
HB 23 Johnson (11)	FS 40 Terrell (16)

1997 REGULAR SEASON STATISTICS

WON 7, LOST 9 2nd NFC WEST

HEAD COACH DOM CAPERS		
08/31	L 10-24	WASHINGTON 72,833
09/07	W 9-6	at Atlanta 51,829
09/14	W 26-7	at San Diego 63,149
09/21	L 14-35	KANSAS CITY 67,402
09/29	L 21-34	SAN FRANCISCO 70,972
10/12	L 14-21	at Minnesota 62,625
10/19	W 13-0	at New Orleans 50,963
10/26	W 21-12	ATLANTA 54,675
11/02	W 38-14	OAKLAND 71,064
11/09	L 0-34	at Denver 71,408
11/16	L 19-27	at San Francisco 61,500
11/23	W 16-10	at St. Louis 64,609
11/30	L 13-16	NEW ORLEANS 57,957
12/08	W 23-13	at Dallas 63,251
12/14	L 10-31	GREEN BAY 70,887
12/20	L 18-30	ST. LOUIS 58,101

STATISTIC CAR. DPP.

TOTAL FIRST DOWNS	284	290
Rush/Pass/Pen	91/170/23	112/163/15
3rd Down: Made/Att	99/225	82/222
3rd Down Pct.	44.0	36.9
4th Down: Made/Att	3/9	6/18
4th Down Pct.	33.3	33.3
POSSESSION AVG.	29:43	30:17
TOTAL NET YARDS	4615	4980
Avg. Per Game	1019	1023
Total Plays	1025	990
Avg. Per Play	4.5	4.9
NET YARDS RUSHING	1770	1973
Avg. Per Game	110.6	123.3
Total Rushes	441	497
NET YARDS PASSING	2845	3007
Avg. Per Game	177.8	187.9
Sacked/Yards Lost	44/311	36/246
Gross Yards	3156	3253
Attempts/Complete	534/289	490/260
Completion Pct.	54.1	53.1
Had Intercepted	24	11
PUNTS/AVERAGE	85/42.4	88/42.7
Net Punting Avg.	85/36.4	88/37.1
PENALTIES/YARDS	94/763	97/757
FUMBLES/BALL LOST	30/15	26/11
TOUCHDOWNS	28	36
Rushing	11	12
Passing	17	17
Return	0	7

SCORING TDRuPaRt PAT FG 2 S PT

Kasay	0	0	0	25/25	22/26	0	91
Lane	7	7	0	0/0	0/0	0	42
Walls	6	0	0	0/0	0/0	0	36
Carruth	4	0	4	0/0	0/0	0	24
Biakabutuka	2	2	0	0/0	0/0	0	12
Carrier	2	2	0	0/0	0/0	0	12
S. Greene	2	1	1	0/0	0/0	0	12
Ismail	2	0	2	0/0	0/0	0	12
Johnson	1	0	1	0/0	0/0	1	8
Collins	1	1	0	0/0	0/0	0	6
E. Mills	1	0	1	0/0	0/0	0	6
Muhammad	0	0	0	0/0	0/0	1	6
Stone	0	0	0	0/0	0/0	1	2
TEAM	28	11	17	0	25/25	22/26	2 1 265
OPPONENTS	36	12	17	7	35/35	21/25	0 314

RUSHING No Yds Avg Long TD

Lane	182	809	4.4	50	7
Johnson	97	358	3.7	20	0
Biakabutuka	75	299	4.0	26	2
S. Greene	45	157	3.5	10	1
Collins	26	65	2.1	21	1
Bauerlein	4	32	8.0	20	0
Ismail	4	32	8.0	18	0
Carruth	6	23	3.8	6	0
Oliver	1	0	0.0	0	0
Walter	1	-5	-5.0	-5	0
Team	441	1770	4.0	50	11
Opponents	497	1973	4.0	26	12

RECEIVING No Yds Avg Long TD

Walls	58	748	12.9	52	6
Carruth	44	545	12.4	52	4
S. Greene	40	277	6.9	25	1
Ismail	36	419	11.6	59	2
Carrier	33	436	13.2	36	2
Muhammad	27	317	11.7	38	0
Johnson	21	158	7.5	25	1
E. Mills	11	127	11.5	37	1
Lane	8	27	3.4	7	0
Oliver	6	47	7.8	11	0
Mangum	4	56	14.0	22	0
Rasby	1	1	1.0	1	0
TEAM	289	3156	10.9	59	17
OPPONENTS	260	3253	12.5	59	17

INTERCEPTION No Yds Avg Long TD

Davis	5	25	5.0	17	0
Cota	2	28	14.0	15	0
Poole	2	0	0.0	0	0
S. Mills	1	18	18.0	18	0
Lathon	1	1	1.0	1	0
TEAM	11	72	6.5	18	0
OPPONENTS	24	265	11.0	62	2

PUNTING No Yds Avg Net TB 120 Lg B

Walter	85	3604	42.4	36.4	4	29	62	0
TEAM	85	3604	42.4	36.4	4	29	62	0
OPPONENTS	88	3756	42.7	37.1	9	25	60	1

PUNT RET. Ret FC Yds Avg Long TD

Poole	26	18	191	7.3	40	0
Oliver	14	5	111	7.9	26	0
Bates	1	0	8	8.0	8	0
TEAM	41	23	310	7.6	40	0
OPPONENTS	38	25	428	11.3	82	2

KICKOFF RET No Yds Avg Long TD

Bates	47	1281	27.3	56	0
E. Mills	4	65	16.3	33	0
S. Greene	3	18	6.0	8	0
Rasby	3	32	10.7	12	0
Stone	3	76	25.3	37	0
S. Mills	2	12	6.0	12	0
Garcia	1	11	11.0	11	0
Poole	1	5	5.0	5	0
TEAM	64	1500	23.4	56	0
OPPONENTS	55	1276	23.2	101	1

PASSING Att Cmp Yds Cmp% Yd/Att TD TD% Int Int% Lg TK/Ls Rate

Collins	381	200	2124	52.5	5.57	11	2.9	21	5.5	59	27/200	55.7
Bauerlein	153	89	1032	58.2	6.75	6	3.9	3	2.0	52	17/111	83.6
TEAM	534	289	3156	54.1	5.91	17	3.2	24	4.5	59	44/311	63.7
OPPONENTS	490	260	3253	53.1	6.64	17	3.5	11	2.2	59	36/246	76.2

SCORE BY PERIODS

	1	2	3	4	OT	TOT
TEAM	54	70	37	104	0	265
OPPONENTS	62	102	61	89	0	314

DEFENSE TOT S A FF FR OP PD

Cota	153	107	46	0	1	2	8
Mills, S.	117	74	43	1	0	5	0
Royal	107	66	41	3	2	4	6
Barrrow	105	71	34	4	2	17	0
Minter	83	62	21	2	2	4	10
Lathon	76	49	27	2	0	18	3
Kragen	75	47	28	0	0	4	3
Miller	72	54	18	1	1	11	1
Poole	60	53	7	1	1	1	18
Terrell	58	38	20	0	0	0	4
Davis	50	40	10	0	1	0	23
Fox	32	20	12	0	0	6	0
Turnbull	29	16	13	0	0	11	0
Seals	28	19	9	1	0	7	3
Smith, R.	18	17	1	0	0	1	0
Cook	14	11	3	0	0	3	6
King	14	11	3	0	0	9	1
Bailey	13	9	4	0	0	0	0
Williams	7	1	6	0	0	0	0
Raybon	6	1	5	0	0	3	2
Morarbito	5	4	1	0	1	1	0
Gaskins	5	2	3	0	0	0	0
Tatum	1	1	0	0	0	1	0
Saleh	1	1	0	0	0	0	0
Pieri	0	0	0	0	0	1	0

SACKS Cota Poole

Player	TOTAL	Poole	1.0
Barrrow	8.5	Turnbull	1.0
Miller	5.5	Seals	1.0
Royal	5.0	Cook	1.0
Minter	3.5	Saleh	1.0
Lathon	2.0	Raybon	0.5
Kragen	2.0	TEAM	36
King	2.0	OPPONENTS	44

F.GOALS 1-19 20-29 30-39 40-49 50+

Kasay	1/1	6/7	8/8	4/4	3/6
TEAM	1/1	6/7	8/8	4/4	3/6
OPPONENTS	0/0	6/6	4/4	8/12	3/3

Kasay: (52G)(55N,31G,31G,39G)(25G,36G,34G,28G)(54N,53N)(1)(25G,23G)(1)(54G)(1)(46G,27G)(36G,53G,27G)(44G,26B,31G)(24G,40G,18G)(43G)(1)

Opponents: (38G)(25G,28G)(1)(25G,48G)(1)(34G,44G)(45N)(42N,25G,50G)(28G,43G,47B)(40N,26G)(50G,51G,45G)(43G,32G)(31G)(49G,42G,47G)

PANTHERS USUAL STARTERS

WR #3	Carrier (6)	LE #3	Fox (9)
LT #7	Brockmeyer (13)	NT #7	Kragen (16)
LG #6	Campbell (11)	RE #9	Seals (7)
C #5	Garcia (16)	LOLB #6	Barrrow (16)
RG #7	Strepapak (16)	LULB #1	Mills (16)
RT #6	Davids-Garnido (15)	RULB #8	Royal (13)
TE #5	Walls (15)	ROLB #7	Lathon (15)
WR #4	Carruth (14)	LCB #25	Davis (14)
DB #12	Collins (13)	RCB #38	Poole (16)
FB #43	Greene (14)	SS #7	Cota (16)
HB #32	Lane (7)	FS #30	Minter (11)

1998 REGULAR SEASON STATISTICS

TEAM HISTORY

WON 4, LOST 12 4th NFC WEST HEAD COACH DOM CAPERS

09/06	L	14-19	ATLANTA	65,129
09/13	L	14-19	at New Orleans	51,915
09/27	L	30-37	GREEN BAY	69,723
10/04	L	23-51	at Atlanta	50,724
10/11	L	20-27	at Dallas	64,181
10/18	L	13-16	at Tampa Bay	63,600
10/25	L	14-30	BUFFALO	64,050
11/01	W	31-17	NEW ORLEANS	62,514
11/08	L	23-25	at San Francisco	68,572
11/15	L	9-13	MIAMI	67,887
11/22	W	24-20	at St. Louis	50,716
11/29	L	21-48	at New York Jets	71,501
12/06	L	28-31	OT SAN FRANCISCO	63,332
12/13	L	25-28	WASHINGTON	46,940
12/20	W	20-13	ST. LOUIS	50,047
12/27	W	27-19	at Indianapolis	58,182

STATISTIC CAR. OPP.

TOTAL FIRST DOWNS	261	315
Rush/Pass/Pen	68/171/22	85/197/23
3rd Down: Made/Att	80/216	88/211
3rd Down Pct.	37.0	41.7
4th Down: Made/Att	10/21	5/9
4th Down Pct.	47.6	55.6
POSSESSION AVG.	28.10	31.50
TOTAL NET YARDS	4780	5842
Avg. Per Game	288.4	311.3
Total Plays	966	1029
Avg. Per Play	4.9	5.7
NET YARDS RUSHING	1458	2133
Avg. Per Game	91.1	133.3
Total Rushes	405	491
NET YARDS PASSING	3322	3709
Avg. Per Game	207.6	231.8
Sacked/Yards Lost	54/302	37/228
Gross Yards	3624	3937
Attempts/Complete	507/292	501/298
Completion Pct.	57.6	59.5
Had Intercepted	18	19
PUNTS/AVERAGE	77/40.7	71/44.0
Net Punting Avg.	77/38.1	71/35.2
PENALTIES/YARDS	113/931	110/892
FUMBLES/BALL LOST	39/17	24/14
TOUCHDOWNS	40	46
Rushing	11	14
Passing	25	30
Returns	4	2

SCORING TDRuPaRt PAT FG 2 S PT

Kasay	0	0	0	35/37	19/26	0	92
Ismail	8	0	0	0/0	0/0	0	48
Muhammad	6	0	0	0/0	0/0	1	30
Lane	5	0	0	0/0	0/0	0	30
Walls	5	0	0	0/0	0/0	0	30
Biakabutuka	4	3	1	0/0	0/0	0	24
Floyd	4	2	1	0/0	0/0	0	24
Carrier	2	0	2	0/0	0/0	0	12
E. Davis	2	0	2	0/0	0/0	0	12
Bates	1	0	1	0/0	0/0	0	6
Broughton	1	0	1	0/0	0/0	0	6
Johnston	1	0	1	0/0	0/0	0	6
Stone	1	0	1	0/0	0/0	0	6
Collins	0	0	0	0/0	0/0	1	2
TEAM	40	11	25	4	35/37	19/26	2 336
OPPONENTS	46	14	30	2	41/43	30/31	1 2413

RUSHING No Yds Avg Long TD

Lane	205	717	3.5	31	5
Biakabutuka	101	427	4.2	41	3
Johnson	36	135	3.8	21	0
Floyd	28	71	2.5	7	3
Ismail	3	42	14.0	36	0
Collins	7	40	5.7	16	0
Beuerlein	22	26	1.2	13	0
Walter	3	0	0.0	0	0
TEAM	405	1458	3.6	41	11
OPPONENTS	491	2133	4.3	71	14

RECEIVING No Yds Avg Long TD

Ismail	69	1024	14.8	62	8
Muhammad	68	941	13.8	72	6
Walls	49	506	10.3	30	5
Johnson	27	242	9.0	38	1
Floyd	24	123	5.1	20	1
Carrier	19	301	15.8	42	2
Lane	12	85	7.1	16	0
Biakabutuka	8	138	17.3	42	1
Broughton	6	142	23.7	68	1
Carruith	4	59	14.8	47	0
Hayes	3	62	20.7	35	0
Stone	1	7	7.0	7	0
Mungum	1	5	5.0	5	0
Collins	1	-11	-11.0	-11	0
TEAM	292	3624	12.4	72	25
OPPONENTS	298	3937	13.2	82	30

INTERCEPTION No Yds Avg Long TD

E. Davis	5	81	16.2	56	2
Brady	4	85	21.3	43	0
Evans	2	18	9.0	18	0
Greene	2	18	9.0	18	0
Smith	1	43	43.0	43	0
Veland	1	24	24.0	24	0
Barrow	1	10	10.0	10	0
Minter	1	7	7.0	7	0
McGill	1	6	6.0	6	0
Lloyd	1	3	3.0	3	0
TEAM	19	295	15.5	56	2
OPPONENTS	18	179	9.9	41	0

PUNTING No Yds Avg Net TB I20 Lg B

Walter	77	3131	40.7	38.1	5	20	59	0
Team	77	3131	40.7	38.1	5	20	59	0
Opponents	71	3125	44.0	35.2	8	14	60	1

PUNT RET. Ret FC Yds Avg Long TD

Oliver	44	11	464	10.5	35	0
TEAM	44	11	464	10.5	35	0
OPPONENTS	20	36	94	4.7	24	0

KICKOFF RET No Yds Avg Long TD

Bates	59	1480	25.1	99	1
Stone	9	252	28.0	45	0
Johnson	2	12	6.0	9	0
Oliver	2	43	21.5	25	0
Brady	1	8	8.0	8	0
Floyd	1	22	22.0	22	0
Jensen	1	9	9.0	9	0
Saleh	1	8	8.0	8	0
TEAM	76	1834	24.1	99	1
OPPONENTS	65	1439	22.1	93	1

PASSING Att Cmp Yds Cmp% Yd/Att TD TD% Int Int% Lg TK/LS Rate

Beuerlein	343	216	2613	63.0	7.62	17	5.0	12	3.5	68	44/25	88.2
Collins	162	76	1011	46.9	6.24	8	4.9	5	3.1	72	10/51	70.8
Floyd	1	0	0	0.0	0.00	0	0.0	100.0	0.0	0	0/0	0.0
Walter	1	0	0	0.0	0.00	0	0.0	0.0	0.0	0	0/0	39.6
TEAM	507	292	3624	57.6	7.15	25	4.9	18	3.6	72	54/302	81.5
OPPONENTS	501	298	3937	59.5	7.86	30	6.0	19	3.8	82	37/228	88.6

SCORE BY PERIODS

	1	2	3	4	OT	TOT
TEAM	60	108	61	107	0	336
OPPONENTS	84	117	128	81	3	413

DEFENSE TOT S A FF FR OR PD

Barrow	158	112	46	1	2	6	1
Brady	142	95	47	2	0	5	6
Alexander	114	77	37	1	0	2	11
Gilbert	89	49	40	2	0	25	3
Lloyd	81	48	33	2	1	7	0
Greene	66	47	19	1	1	36	1
Davis	65	61	4	1	1	0	17
Richardson	56	37	19	1	1	0	2
Peter	45	27	18	1	1	8	0
Evans	42	33	9	0	0	0	9
Miller	34	18	16	0	3	9	0
Fox	32	22	10	1	0	13	0
Minter	29	26	3	0	0	0	8
Tatum	26	18	8	1	0	3	2
Morabito	25	14	11	0	0	7	2
Lofton	25	20	5	0	0	0	11
Terry	22	14	8	0	0	3	0
Smith	19	16	3	0	1	0	4
Veland	16	11	5	1	0	0	3
McGill	16	13	3	1	0	0	7
Saleh	11	5	6	1	0	1	0
Wheeler	9	8	1	0	0	0	2
Lathon	7	4	3	0	0	1	0
Jones	4	2	2	0	0	3	0

SACKS

Player	TOTAL	Fox	1.0
Greene	15.0	Jones	1.0
Gilbert	6.0	Lloyd	1.0
Barrow	4.0	McGill	1.0
Brady	4.0	Peter	1.0
Terry	2.0	TEAM	37.0
Davis	1.0	OPPONENTS	54.0

F.GOALS 1-19 20-29 30-39 40-49 50+

FIELD GOALS 1-19	20-29	30-39	40-49	50+	
Kasay	0/0	5/5	4/5	6/9	4/7
TEAM	0/0	5/5	4/5	6/9	4/7
OPPONENTS	0/0	10/10	7/7	12/12	1/2

Kasay: (145N)(42G,42G,56G)(54N,28G)(133G,20G,47N)(194G)(32B,50G,42G,41G,51N,57N)(32G,27G,43G)(35G)(47N)(26G)(32G,37G)(44G,27G)
Opponents: (43G)(46G,56G)(41G)(23G,25G,28G)(27G,55N,38G)(33G)(42G,47G,44G)(49G)(46G)22G,22G)(39G,41G)(30G,37G,26G,38G)(23G)(43G,38G)(22G,28G,47G,42G)

PANTHERS USUAL STARTERS

WR 87	Muhammad (16)	LE 97	Peter (11)
LT 78	Brockmeyer (14)	NT 90	Morabito (15)
LG 66	Campbell (7)	RE 94	Gilbert (15)
C 65	Garcia (5)	LOLB 91	Greene (15)
RG 84	Lacina (10)	ULB 52	Brady (15)
RT 76	Davidson-Gardo (16)	RLB 56	Barrow (16)
TE 85	Walls (14)	RHB 95	Lloyd (14)
WR 81	Ismail (15)	LCB 25	Davis (16)
QB 7	Beuerlein (12)	RCB 33	Evans (7)
FB 40	Floyd (13)	SS 39	Richardson (7)
HB 32	Lane (11)	FS 46	Alexander (11)

1999 REGULAR SEASON STATISTICS

WON 8, LOST 8 2nd NFC WEST

HEAD COACH GEORGE SEIFERT

09/12	L	10-19	at New Orleans	58,166
09/19	L	20-22	JACKSONVILLE	64,261
09/26	W	27-3	CINCINNATI	61,269
10/03	L	36-38	at Washington	76,831
10/17	W	31-29	at San Francisco	68,151
10/24	L	9-24	DETROIT	64,322
10/31	L	20-27	at Atlanta	52,594
11/07	W	33-7	PHILADELPHIA	62,589
11/14	L	10-35	at St. Louis	65,965
11/21	W	31-17	at Cleveland	72,818
11/28	W	34-28	ATLANTA	55,507
12/05	L	21-34	ST. LOUIS	62,285
12/12	W	33-31	at Green Bay	59,869
12/18	W	41-24	SAN FRANCISCO	62,373
12/26	L	20-30	at Pittsburgh	39,428
01/02	W	45-13	NEW ORLEANS	56,929

RUSHING

No	Yds	Avg	Long	TD	
Biakabutuka	138	718	5.2	67f	6
Lane	115	475	4.1	41t	1
Beuerlein	27	124	4.6	16	2
Floyd	35	78	2.2	16	3
Johnson	25	72	2.9	23	0
Metcalf	2	20	10.0	17	0
Jeffers	2	16	8.0	23	0
Bates	3	12	4.0	12	0
Hetherington	2	7	3.5	5	0
Carruth	1	4	4.0	4	0
Lewis	4	1	0.3	4	0
Bono	2	-2	-1.0	-1	0
TEAM	356	1525	4.3	67t	12
OPPONENTS	450	1898	4.2	44t	13

RECEIVING

No	Yds	Avg	Long	TD	
Muhammad	96	1253	13.1	60t	8
Jeffers	63	1082	17.2	88t	12
Walls	63	822	13.0	37t	12
Biakabutuka	23	189	8.2	32	0
Lane	23	163	7.1	23	0
Floyd	21	179	8.5	25	0
Carruth	14	200	14.3	43	0
Johnson	13	103	7.9	22	0
Hayes	11	270	24.5	56t	2
Metcalf	11	133	12.1	33	0
Kinchen	5	45	9.0	26t	2
Mangum	1	6	6.0	6	0
Bates	1	2	2.0	2	0
TEAM	345	4447	12.9	88t	36
OPPONENTS	327	3840	11.7	67t	26

INTERCEPTION

No	Yds	Avg	Long	TD	
Davis	5	49	9.8	16	0
Minter	3	69	23.0	44	0
Alexander	2	18	9.0	18	0
Evans	2	1	0.5	1	0
Richardson	1	27	27.0	27	0
Gilbert	1	4	4.0	4	0
Wells	1	1	1.0	1	0
TEAM	15	169	11.3	44	0
OPPONENTS	15	267	17.8	57t	3

PUNTING

No	Yds	Avg	Net	TBI	LG	B		
Walter	65	2562	39.4	38.7	1	18	56	0
TEAM	65	2562	39.4	38.7	1	18	56	0
OPPONENTS	74	2924	39.5	34.4	7	16	57	1

PUNT RET.

Ret	FC	Yds	Avg	Long	TD	
Metcalf	34	18	238	7.0	30	0
Johnson	1	0	3	3.0	3	0
TEAM	35	18	241	6.9	30	0
OPPONENTS	32	21	158	4.9	27	0

KICKOFF RET

No	Yds	Avg	Long	TD	
Bates	52	1287	24.8	100t	2
Metcalf	4	56	14.0	31	0
Kinchen	3	29	9.7	15	0
Lane	3	58	19.3	22	0
Mangum	2	20	10.0	13	0
Hetherington	1	16	16.0	16	0
Johnson	1	9	9.0	9	0
TEAM	66	1475	22.3	100t	2
OPPONENTS	76	1425	18.8	58	0

SCORE BY PERIODS

	1	2	3	4	OT	TOT
TEAM	90	155	89	87	0	421
OPPONENTS	78	111	67	125	0	381

DEFENSE

TOT	S	A	FF	FR	OP	PD	
Barrow	131	88	43	1	1	1	1
Wells	106	66	40	2	2	0	5
Alexander	96	75	21	1	0	0	8
Minter	91	67	24	0	2	2	6
Gilbert	81	43	38	18	3	0	5
Davis	77	65	12	0	1	1	12
Wiley	67	46	21	11	0	0	0
Evans	66	53	13	0	1	0	14
Morabito	57	43	14	7	0	0	0
Greene	49	34	15	11	1	3	1
Rucker	42	31	11	5	0	0	2
Peter	33	21	12	5	0	0	4
Tovar	32	17	15	0	0	0	1
Jones, D.	30	15	15	1	0	0	0
Edwards	29	21	8	6	0	0	0
Mullen	24	20	4	1	0	0	3
Swift	24	20	4	0	0	0	4
Tuaolo	22	13	9	3	0	1	0
Jones, E.	11	7	4	8	0	0	0
Richardson	10	9	1	1	0	0	0
Terry, R.	7	4	3	0	0	0	0
Navie	3	3	0	0	0	0	0
Dingle	3	1	2	0	0	0	0
Maumau	2	0	2	0	0	0	0
Scurlock	1	1	0	0	0	0	0
Terry, C.	0	0	0	0	0	1	0
Muhammad	0	0	0	0	1	0	0

SACKS

Edwards	2.0
Player	TOTAL
Minter	1.0
Richardson	1.0
Peter	4.5
Tuaolo	1.0
Barrow	4.0
Wells	0.5
Rucker	3.0
TEAM	35.0
Gilbert	2.5
OPPONENTS	51.0
E. Jones	2.5

F.GOALS

1-19	20-29	30-39	40-49	50+	
Cunningham	0/0	2/2	0/0	1/1	0/0
Kasay	1/1	8/8	6/6	5/6	2/4
TEAM	1/1	10/10	6/6	6/7	2/4
OPPONENTS	0/0	5/5	8/11	6/8	0/1

Kasay:(52G,53N)((48G,21G)(43G,52N,43G,42G)(19G)(21G,30G,23G)(31G,51G)(38G,28G,33G,22G)(24G)(44G)(30G,24G,47N)((20G,37G)(11))
 Cunningham:(11)(11)(11)(11)(11)(11)(11)(11)(21G,43G)(127G)

Opponents:(46G,21G)(36G,40G,31G,49N)(47N,37N,30N,39G)(31G)(38G,34G,40G)(29G)(39G,24G)((38N,23G)((44G,51N,29G)(40G)(37G)(46G))

PANTHERS USUAL STARTERS

WR 87 Muhammad (15)	LE 97 Peter (9)
LT 75 C. Jones (16)	NT 90 Morabito (16)
LG 66 Campbell (16)	RT 94 Gilbert (16)
C 65 Garcia (16)	RE 99 Wiley (16)
RG 61 Redmon (15)	SLB 51 Greene (16)
RT 70 Terry(16)	MLB 56 Wells (10)
TE 85 Walls (16)	WLB 56 Barrow (16)
WR 61 Jeffers (16)	LCB 25 Davis (16)
QB 7 Beuerlein (16)	RCB 33 Evans (16)
FB 40 Floyd (16)	SS 46 Alexander (16)
HB 32 Biakabutuka (11)	FS 30 Minter (16)

STATISTIC

	CAR.	OPP.
TOTAL FIRST DOWNS	307	331
Rush/Pass/Pan	78/208/21	115/189/27
3rd Down: Made/Att	77/201	89/214
3rd Down Pct.	38.3	41.6
4th Down: Made/Att	10/20	11/20
4th Down Pct.	50.0	55.0
POSSESSION AVG.	29:23	30:37
TOTAL NET YARDS	5686	5503
Avg. Per Game	355.4	343.9
Total Plays	982	1043
Avg. Per Play	5.8	5.3
NET YARDS RUSHING	1525	1898
Avg. Per Game	95.3	118.6
Total Rushes	356	450
NET YARDS PASSING	4161	3605
Avg. Per Game	260.1	225.3
Sacked/Yards Lost	51/286	35/235
Gross Yards	4447	3840
Att./Completions	575/345	557/327
Completion Pct.	60.0	58.7
Had Intercepted	15	15
PUNTS/AVERAGE	65/39.4	74/39.5
Net Punting Avg.	65/36.7	74/34.4
PENALTIES/YARDS	106/857	109/877
FUMBLES/BALL LOST	24/19	22/14
TOUCHDOWNS	50	47
Rushing	12	13
Passing	36	26
Return	2	8

SCORING

TD	Ru	Pa	RT	PAT	FG	2	S	PT
Kasay	0	0	0	33/33	22/25	0	0	99
Cunningham	0	0	0	13/14	3/3	0	0	22
Jeffers	12	0	12	0/0	0/0	0	0	72
Walls	12	0	12	0/0	0/0	0	0	72
Muhammad	8	0	8	0/0	0/0	0	0	48
Biakabutuka	6	0	6	0/0	0/0	0	0	36
Floyd	3	3	0	0/0	0/0	0	0	18
Bates	2	0	2	0/0	0/0	0	0	12
Beuerlein	2	2	0	0/0	0/0	0	0	12
Hayes	2	0	2	0/0	0/0	0	0	12
Kinchen	2	0	2	0/0	0/0	0	0	12
Lane	1	1	0	0/0	0/0	0	0	6
TEAM	50	12	36	2	46/47	25/28	0	421
OPPONENTS	47/13	26	8	42/43	19/25	0	0	381

PASSING

Att	Cmp	Yds	Cmp%	Yd/Att	TD	TD%	Int	Int%	Lg	TK/LS	Rate	
Beuerlein	571	343	4436	60.1	7.77	36	6.3	15	2.6	88t	50/280	94.6
Lewis	3	2	11	66.7	3.67	0	0.0	0	0.0	12	1/6	72.9
Bono	1	0	0	0.0	0.00	0	0.0	0	0.0	0	0/0	39.6
TEAM	575	345	4447	60.0	7.73	36	6.3	15	2.6	88t	51/286	94.3
OPPONENTS	557	327	3840	58.7	6.89	26	4.7	15	2.7	67t	35/235	84.1

2000 REGULAR SEASON STATISTICS

TEAM HISTORY

WON 7, LOST 9 3rd NFC WEST

HEAD COACH GEORGE SEIFERT

09/03 L	17-20	at Washington	80,257
09/10 W	38-22	at San Francisco	66,879
09/17 L	10-15	ATLANTA	66,498
10/01 L	13-160T	DALLAS	68,909
10/08 W	26-3	SEATTLE	57,090
10/15 L	6-24	at New Orleans	50,015
10/22 W	34-16	SAN FRANCISCO	61,350
10/29 L	12-13	at Atlanta	46,178
11/05 W	27-24	at St. Louis	66,048
11/12 L	10-20	NEW ORLEANS	61,789
11/19 L	17-31	at Minnesota	64,208
11/27 W	31-14	GREEN BAY	62,518
12/03 W	16-3	ST. LOUIS	46,659
12/10 L	14-15	at Kansas City	77,481
12/17 W	30-22	SAN DIEGO	42,206
12/24 L	9-52	at Oakland	60,637

STATISTIC CAR. OPP.

TOTAL FIRST DOWNS	304	304
Rushing	63	107
Passing	201	184
Penalty	40	13
3rd Down: Made/Att	78/198	90/208
3rd Down Pct.	39.4	43.3
4th Down: Made/Att	8/14	6/19
4th Down Pct.	57.1	31.6
POSSESSION AVG.	29.54	30.06
TOTAL NET YARDS	4654	5656
Avg. Per Game	290.9	353.5
Total Plays	998	1005
Avg. Per Play	4.7	5.6
NET YARDS RUSHING	1186	1944
Avg. Per Game	74.1	121.5
Total Rushes	363	426
NET YARDS PASSING	3468	3712
Avg. Per Game	216.8	232.0
Sacked/Yards Lost	69/382	27/226
Gross Yards	3850	3938
Att./Completions	566/340	552/352
Completion Pct.	60.1	63.8
Had Intercepted	19	17
PUNTS/AVERAGE	66/37.3	58/39.8
Net Punting Avg.	66/33.8	58/32.3
PENALTIES/YARDS	84/683	128/1073
FUMBLES/BALL LOST	25/16	37/21
TOUCHDOWNS	31	35
Rushing	7	12
Passing	19	19
Returns	5	4

SCORING TD Ru Pa Rt PAT FG 2 S PT

Nedney TM	0	0	0	0	20/26	28	0	0	98
Muhammad B	0	0	0	0	0/0	0	0	0	36
Biakabutuka K	4	2	2	0	0/0	0	0	0	24
Cunningham C	0	0	0	0	9/9	5/7	0	0	24
Hayes H	3	0	3	0	0/0	0/0	0	0	18
Hetherington H	3	2	1	0	0/0	0/0	0	0	18
Byrd B	2	0	2	0	0/0	0/0	0	0	12
Floyd F	2	1	1	0	0/0	0/0	0	0	12
Walls W	2	0	2	0	0/0	0/0	0	0	12
Beuerlein B	1	1	0	0	0/0	0/0	1	0	8
Bates B	1	0	1	0	0/0	0/0	0	0	6
Crawford C	1	0	1	0	0/0	0/0	0	0	6
Evans E	1	0	0	1	0/0	0/0	0	0	6
Hitchcock H	1	0	0	1	0/0	0/0	0	0	6
Hoover H	1	0	0	0	0/0	0/0	0	0	6
Mangum M	1	0	1	0	0/0	0/0	0	0	6
Minter M	1	0	1	0	0/0	0/0	0	0	6
Uwaezuoke U	1	0	1	0	0/0	0/0	0	0	6
TEAM	31	7	19	5	29/31	35	1	0	310
OPPONENTS	35	12	19	4	30/31	20	3	0	310

RUSHING

No	Yds	Avg	Long	TD
Biakabutuka	173	627	3.6	43
Hoover	89	290	3.3	35
Beuerlein	44	106	2.4	15
Hetherington	23	65	2.8	14
Lewis	8	36	4.5	19
Floyd	16	33	2.1	8
Bates	5	13	2.6	8
Muhammad	2	12	6.0	8
Craig	2	4	2.0	5
Walter	1	0	0.0	0
TEAM	363	1186	3.3	43
OPPONENTS	426	1944	4.6	42

RECEIVING

No	Yds	Avg	Long	TD
Muhammad	102	1183	11.6	36
Hayes	66	926	14.0	43
Biakabutuka	34	341	10.0	25
Walls	31	422	13.6	54
Byrd	22	241	11.0	34
Mangum	19	215	11.3	31
Floyd	17	114	6.7	15
Hoover	15	112	7.5	16
Hetherington	14	116	8.3	19
Bates	5	38	7.6	23
Crawford	4	47	11.8	16
Uwaezuoke	4	46	11.5	21
Hankton	4	38	9.5	14
Craig	2	4	2.0	4
Kinchen	1	7	7.0	7
TEAM	340	3850	11.3	54
OPPONENTS	352	3938	11.2	62

INTERCEPTION

No	Yds	Avg	Long	TD
Davis	5	14	2.8	8
Hitchcock	3	116	38.7	88
Minter	2	38	19.0	30
Evans	2	17	8.5	17
Wells	1	14	14.0	14
Gilbert	1	0	0.0	0
Navies	1	0	0.0	0
Robinson	1	0	0.0	0
Woodall	1	0	0.0	0
TEAM	17	199	11.7	88
OPPONENTS	19	365	19.2	46

PUNTING

No	Yds	Avg	Net	BI	20	Lg	B
Walter	64	2459	38.4	33.8	2	19	66
TEAM	66	2459	37.3	33.8	2	19	66
OPPONENTS	58	2311	39.8	32.3	10	13	95

PUNT RET.

Ret	FC	Yds	Avg	Long	TD
Uwaezuoke	10	6	173	17.3	64
Bates	7	3	31	4.4	12
Davis	2	2	24	12.0	20
Byrd	1	1	10	10.0	10
Hitchcock	1	0	0	0.0	0
TEAM	21	12	238	11.3	64
OPPONENTS	25	22	187	7.5	36

KICKOFF RET

No	Yds	Avg	Long	TD
Bates	42	941	22.4	92
Byrd	9	172	19.1	30
Hetherington	2	21	10.5	11
Burks	1	25	25.0	25
R. Green	1	1	1.0	1
TEAM	55	1160	21.1	92
OPPONENTS	64	1120	17.5	32

PASSING

Att	Cmp	Yds	Cmp%	Yd/Att	TD	TD%	Int	Int%	Lg	TK/LS	Rate	
Beuerlein	533	324	3730	60.8	7.0	19	3.6	18	3.4	54	62/331	79.7
Lewis	32	16	120	50.0	3.75	0	0	1	3.1	7	7/51	46.4
Walter	1	0	0	0.0	0.0	0	0	0	0	0	0/0	39.6
TEAM	566	340	3850	60.1	6.80	19	3.4	19	3.4	54	69/382	77.7
OPPONENTS	552	352	3938	63.8	7.13	19	3.4	17	3.1	62	27/226	83.6

SCORE BY PERIODS

	1	2	3	4	OT	TOT
TEAM	70	106	60	66	0	310
OPPONENTS	46	108	70	83	3	310

DEFENSE TOT

S	A	OP	FF	FR	PD
Minter	142	91	51	0	5
Robinson	118	69	49	0	1
Woodall	109	70	39	1	1
Towns	106	71	35	0	2
Evans	97	77	20	0	2
Wells	85	62	23	2	1
Davis	81	61	20	0	3
Gilbert	71	54	17	14	2
Rucker	52	34	18	7	1
Morabito	40	28	12	4	0
Lucas	38	21	17	3	1
Williams	37	23	14	7	1
Hitchcock	33	32	1	0	1
White	27	17	10	17	0
Navies	24	17	7	4	1
Peter	20	12	8	4	0
Anderson	19	13	6	0	0
Swann	18	10	8	8	0
McKinley	17	11	6	1	0
Richardson	5	3	2	0	0
Smith	5	3	2	0	0
Minor	4	0	4	0	0

SACKS

Player	TOTAL	Morabito	2.0
Williams	6.0	Navies	2.0
White	5.5	Peter	2.0
Gilbert	4.0	Swann	1.0
Rucker	2.5	TEAM	27.0
Minter	2.0	OPPONENTS	69.0

F.G.GOALS

1-19	20-29	30-39	40-49	50+
Cunningham	0/0	3/5	2/2	0/0
Nedney	1/1	10/10	6/7	7/8
TEAM	1/1	13/15	8/9	7/8
OPPONENTS	0/0	8/8	7/10	5/9

Nedney: ((1))((44G,42G,22G,29G,34N))52G,46G(30G,38G)(35G,48G,25G,24G)(35G,45G,24G,46G)(38G)(28G)(26G)(20G,23G,37G)(48N)(18G)(46G,21G,51G)

Cunningham: (29G,27N)(24G)(25B,33G)(39G,23G)(1) (00000000000)

Opponents: (24G,21G)(31G,50N,47N,27G)(27G,45N,24G)(42G)(51B,29G)(38G)(35G,46N,31G,42N)(28G,50N,37N)(33N,40G,42G)(43G)(38G)(35G,24G,33G)(37B)(42G)

PANTHERS USUAL STARTERS

WR 81 Hayes (15)	LE 92 White (16)
LT 75 Jones (11)	LT 90 Morabito (13)
LG 66 Campbell (14)	RT 94 Gilbert (15)
C 65 Garcia (16)	RE 96 Williams (14)
RG 63 Nesbit (16)	SLB 95 Wells (14)
RT 70 Terry (16)	MLB 57 Towns (14)
TE 85 Walls (8)	WLB 54 Woodall (16)
WR 67 Muhammad (16)	LCB 25 Davis (16)
QB 7 Beuerlein (18)	RCB 33 Evans (16)
FB 40 Floyd (8)	SS 30 Minter (16)
RB 21 Biakabutuka (11)	FS 41 Robinson (16)

2001 REGULAR SEASON STATISTICS

WON 1, LOST 15 5th NFC WEST

DATE	W/L	TIME	AT	SCORE
09/09	W	24-13	at Minnesota	64,108
09/23	L	16-24	at Atlanta	49,312
09/30	L	7-28	GREEN BAY	67,417
10/07	L	14-24	at San Francisco	66,944
10/14	L	25-27	NEW ORLEANS	46,744
10/21	L	14-17OT	at Washington	74,480
10/28	L	12-13	NEW YORK JETS	59,253
11/04	L	6-23	at Miami	72,597
11/11	L	14-48	at St. Louis	66,069
11/18	L	22-25OT	SAN FRANCISCO	58,054
11/25	L	7-10	ATLANTA	50,219
12/02	L	23-27	at New Orleans	70,020
12/09	L	24-25	at Buffalo	44,549
12/23	L	32-38	ST. LOUIS	47,873
12/30	L	7-30	ARIZONA	43,272
01/06	L	6-38	NEW ENGLAND	21,070

STATISTIC	CAR.	OPP.
TOTAL FIRST DOWNS	236	304
Rushing	68	106
Passing	144	187
Penalty	24	11
3rd Down: Made/Att	67/219	97/233
3rd Down Pct.	30.6	41.6
4th Down: Made/Att	5/21	7/10
4th Down Pct.	23.8	70.0
POSSESSION AVG.	27.30	32.30
TOTAL NET YARDS	4254	5943
Avg. Per Game	265.9	371.4
Total Plays	965	1057
Avg. Per Play	4.4	5.6

NET YARDS RUSHING	1372	2301
Avg. Per Game	85.8	143.8
Total Rushes	354	521
NET YARDS PASSING	2882	3642
Avg. Per Game	180.1	227.5
Sacked/Yards Lost	32/216	26/167
Gross Yards	3098	3809
Att./Completions	579/314	510/306
Completion Pct.	54.2	60.0
Had Intercepted	22	24
PUNTS/AVERAGE	94/47.0	85/40.7
Net Punting Yard	94/38.9	85/34.6
PENALTIES/YARDS	87/747	96/793
FUMBLES/BALL LOST	33/13	27/12
TOUCHDOWNS	27	48
Rushing	9	13
Passing	12	25
Returns	6	10

SCORING	TD	Ru	Pa	Rt	PAT	FG	2	S	PT
Kasay	0	0	0	0	22/23	23/28	0	0	91
Weinke	6	6	0	0	0	0	0	36	
Walls	5	0	5	0	0	0	0	30	
Huntley	3	2	1	0	0	0	0	18	
Smith	3	0	0	3	0	0	0	18	
Hayes	2	0	2	0	0	0	0	12	
Mangum	2	0	2	0	0	0	0	12	
Anderson	1	0	0	1	0	0	0	6	
Biakabutuka	1	1	0	0	0	0	0	6	
Byrd	1	0	1	0	0	0	0	6	
Crawford	1	0	0	1	0	0	0	6	
Evans	1	0	0	1	0	0	0	6	
Muhammad	1	0	1	0	0	0	0	6	
TEAM	27	9	12	6	22/23	23/28	0	0	253
OPPONENTS	48	13	25	10	43/44	25/30	0	0	410

SCORE BY PERIODS	1	2	3	4	OT	TOT
TEAM	50	83	52	68	0	253
OPPONENTS	78	114	112	100	6	410

RUSHING	No	Yds	Avg	Long	TD
Huntley	165	665	4.0	25	2
Biakabutuka	53	230	4.3	27	1
Goings	66	197	3.0	16	0
Weinke	37	128	3.5	23	6
Hoover	17	71	4.2	10	0
Smith	4	43	10.8	39	0
Craig	3	20	6.7	13	0
Hetherington	5	12	2.4	8	0
Lytle	2	8	4.0	4	0
Sauerbrun	1	0	0.0	0	0
Byrd	1	-2	-2.0	-2	0
TEAM	354	1372	3.9	39	9
OPPONENTS	521	2301	4.4	71	13

RECEIVING	No	Yds	Avg	Long	TD
Hayes	52	597	11.5	48	2
Muhammad	50	585	11.7	43	1
Walls	43	452	10.5	25	5
Byrd	37	492	13.3	42	1
Hoover	26	185	7.1	19	0
Hetherington	23	124	5.4	15	0
Huntley	21	101	4.8	23	1
Mangum	15	89	5.9	11	2
Jeffers	14	127	9.1	21	0
Biakabutuka	12	121	10.1	47	0
Smith	10	154	15.4	33	0
Goings	8	39	4.9	11	0
Broughton	2	32	16.0	13	0
Crawford	1	10	10.0	10	0
TEAM	314	3098	9.9	48	12
OPPONENTS	306	3809	12.4	94	25

INTERCEPTION	No	Yds	Avg	Long	TD
Evans	8	126	15.8	49	1
Grant	5	96	19.2	43	0
Hitchcock	3	65	21.7	35	0
Minter	2	32	16.0	30	0
Buckner	1	29	29.0	29	0
Howard	1	16	16.0	16	0
Morgan	1	10	10.0	10	0
Anderson	1	0	0.0	0	0
Towns	1	0	0.0	0	0
J. Williams	1	0	0.0	0	0
TEAM	24	374	15.6	49	1
OPPONENTS	22	432	19.6	76	6

PUNTING	No	Yds	Avg	Net	TB	I20	Lg	B
Sauerbrun	93	4419	47.5	38.9	17	35	73	1
TEAM	94	4419	47.0	38.9	17	35	73	1
OPPONENTS	85	3457	40.7	34.6	5	24	59	0

PUNT RET.	Ret	FC	Yds	Avg	Long	TD
Smith	34	10	364	10.7	70	1
Byrd	5	2	56	11.2	22	0
TEAM	39	12	420	10.8	70	1
OPPONENTS	42	19	425	10.1	68	1

KICKOFF RET	No	Yds	Avg	Long	TD
Smith	56	1431	25.6	99	2
Byrd	10	225	22.5	26	0
Hetherington	4	31	7.8	12	0
Broughton	3	46	15.3	26	0
Crawford	1	8	8.0	8	0
Hoover	1	8	8.0	8	0
Huntley	1	20	20.0	20	0
TEAM	76	1769	23.3	99	2
OPPONENTS	60	1340	22.3	46	0

PASSING	Att	Cmp	Yds	Cmp%	Yd/Att	TD	TD%	Int	Int%	Lg	TK/LS	Rate
Weinke	540	293	2931	54.3	5.43	11	2.0	19	3.5	48	26/177	62.0
Lytle	30	17	133	56.7	4.43	1	3.3	3	10.0	28	3/24	69.3
Craig	8	4	34	50.0	4.25	0	0.0	0	0.0	18	2/15	61.5
Huntley	1	0	0	0.0	0.00	0	0.0	0	0.0	0	1/0	39.6
TEAM	579	314	3098	54.2	5.35	12	2.1	22	3.8	48	32/216	60.6
OPPONENTS	510	306	3809	60.0	7.47	25	4.9	24	4.7	94	26/167	79.9

DEFENSE	TOT	S	A	OP	FF	FR	PD
Minter	108	85	43	-	4	1	10
Towns	101	70	31	-	2	-	1
Evans	83	59	24	-	1	-	14
Morgan	75	47	28	-	2	-	1
Grant	74	48	26	-	-	-	12
Rucker	72	47	25	-	9	4	1
Hambbrick	62	44	18	-	1	-	1
Chester	55	36	19	-	3	-	1
Williams	54	34	20	-	7	-	-
Hitchcock	53	44	9	-	-	-	11
Jenkins	52	36	16	-	2	-	1
Buckner	50	36	14	-	6	-	5
Anderson	48	42	6	-	-	1	2
Wells	45	27	18	-	-	1	-
Gilbert	32	22	10	-	6	-	-
Slade	31	19	12	-	6	-	4
Hemsley	28	17	11	-	-	-	-
Navies	26	19	7	-	-	-	-
Lucas	21	14	7	-	-	-	1
Minor	16	12	4	-	1	-	-
Howard	14	11	3	-	-	-	1
Peter	13	9	4	-	3	-	-
Cooper	11	11	-	-	-	-	-
Richardson	10	8	2	-	-	-	1
Wilson	8	5	3	-	-	-	-
Harper	4	4	-	-	-	-	-
Milem	3	2	1	-	-	-	-
Killings	2	2	-	-	-	-	-
Hawkes	1	1	-	-	-	-	-
Posey	1	1	-	-	-	-	-

SACKS	Player	TOTAL	Lucas	1.0
Rucker	9.0	Morgan	1.0	
Buckner	4.5	Williams	1.0	
Slade	2.5	Chester	0.5	
Gilbert	2.0	Wilson	0.5	
Jenkins	2.0	TEAM	25.0	
Grant	1.0	OPPONENTS	32.0	
Howard	1.0			

F. GOALS	1-19	20-29	30-39	40-49	50+
Kasay	0/0	10/10	4/4	7/9	2/5
TEAM	0/0	10/10	4/4	7/9	2/5
OPPONENTS	2/2	9/9	7/9	7/10	0/0

Kasay:(23G)(30G,26G,31G)(1)(46G,52G)(1)
 (45G,45G)(27G,20G,51N)(53N)(25G,41G,28G)
 (1)(47G,23G,51G)(37/47N,22G,29G,30G,46G)
 (44N,52N)(29G,40G)
 Opponents:(41N)(25G)(42G,46G,37N)(40G)
 (30G,39G)(32N,33G)(43G,34G)(36G,45G,29G)
 (25G,35G)(26G)(39G)(42G,24G)(20G,27G)(45N,
 33G,45N)(41G,18G,26G)(19G)

PANTHERS USUAL STARTERS	
WR 87 Muhammad (11)	LE 96 Williams (13)
LT 75 Steussie (16)	LT 99 Buckner (10)
LG 63 Nesbit (16)	RT 77 Jenkins (11)
C 60 Mitchell (15)	RE 93 Rucker (16)
RG 65 Donnalley (6)	SLB 55 Morgan (6)
RT 70 Terry (15)	MLB 57 Towns (15)
TE 85 Walls (14)	WLB 59 Hambbrick (7)
WR 81 Hayes (15)	LCB 46 Anderson (9)
QB 16 Weinke (15)	RCB 33 Evans (16)
FB 45 Hoover (7)	SS 30 Minter (14)
RB 34 Huntley (9)	FS 27 Grant (16)



2003 REGULAR SEASON STATISTICS

WON 14, LOST 6 1st NFC SOUTH

HEAD COACH JOHN FOX

09/07	W	24-23	Jacksonville	72,134
09/14	W	12-9 OT	at Tampa Bay	65,621
09/28	W	23-3	Atlanta	72,765
10/05	W	19-13	New Orleans	72,496
10/12	W	23-20 OT	at Indianapolis	57,082
10/19	L	17-37	Tennessee	72,851
10/26	W	23-20 OT	at New Orleans	68,370
11/02	L	10-14	at Houston	70,052
11/09	W	27-24	Tampa Bay	73,245
11/16	W	20-17	Washington	73,263
11/23	L	20-24	at Dallas	63,871
11/30	L	16-25	Philadelphia	72,977
12/07	L	14-20 OT	at Atlanta	70,079
12/14	W	20-17	at Arizona	23,217
12/21	W	20-14	Detroit	72,835
12/28	W	37-24	at NY Giants	78,130

NFC WILDCARD

01/03	W	29-10	DALLAS	72,324
-------	---	-------	--------	--------

NFC DIVISIONAL PLAYOFF

01/10	W	29-23	at St. Louis	66,165
-------	---	-------	--------------	--------

NFC CHAMPIONSHIP

01/18	W	14-3	at Philadelphia	67,862
-------	---	------	-----------------	--------

SUPER BOWL XXXVIII

02/01	L	29-32	vs New England	71,525
-------	---	-------	----------------	--------

STATISTIC CAR. OPP.

TOTAL FIRST DOWNS	284	274
-------------------	-----	-----

Rushing	114	83
---------	-----	----

Passing	146	161
---------	-----	-----

Penalty	24	30
---------	----	----

3rd Down: Made/Att	78/219	78/225
--------------------	--------	--------

3rd Down Pct.	35.6	34.7
---------------	------	------

4th Down: Made/Att	6/11	5/16
--------------------	------	------

4th Down Pct.	54.5	31.3
---------------	------	------

POSSESSION AVG.	30:27	29:33
-----------------	-------	-------

TOTAL NET YARDS	5141	4725
-----------------	------	------

Avg. Per Game	321.3	295.3
---------------	-------	-------

Total Plays	1008	996
-------------	------	-----

Avg. Per Play	5.1	4.7
---------------	-----	-----

NET YARDS RUSHING	2091	1722
-------------------	------	------

Avg. Per Game	130.7	107.6
---------------	-------	-------

Total Rushes	522	434
--------------	-----	-----

NET YARDS PASSING	3050	3003
-------------------	------	------

Avg. Per Game	190.6	187.7
---------------	-------	-------

Sacked/Yards Lost	26/188	40/212
-------------------	--------	--------

Gross Yards	3238	3215
-------------	------	------

Att./Completions	460/270	522/299
------------------	---------	---------

Completion Pct.	58.7	57.3
-----------------	------	------

Had Intercepted	16	16
-----------------	----	----

PUNTS/AVERAGE	81/42.8	90/42.0
---------------	---------	---------

Net Punting Avg.	81/35.6	90/35.8
------------------	---------	---------

PENALTIES/YARDS	116/966	111/1011
-----------------	---------	----------

FUMBLES/BALL LOST	33/15	20/10
-------------------	-------	-------

TOUCHDOWNS	33	35
------------	----	----

Rushing	9	10
---------	---	----

Passing	19	19
---------	----	----

Returns	5	6
---------	---	---

SCORING TD Ru Pa Rt PAT FG 2 S P T		
------------------------------------	--	--

Kasay	0	0	0	29/30	32/38	0	0	125
-------	---	---	---	-------	-------	---	---	-----

Davis	8	0	0	0	0	0	0	48
-------	---	---	---	---	---	---	---	----

S. Smith	8	0	7	1	0	0	0	48
----------	---	---	---	---	---	---	---	----

Proehl	4	0	4	0	0	0	24	0
--------	---	---	---	---	---	---	----	---

Muhammad	3	0	3	0	0	0	18	0
----------	---	---	---	---	---	---	----	---

Foster	2	0	2	0	0	0	12	0
--------	---	---	---	---	---	---	----	---

Minter	2	0	2	0	0	0	12	0
--------	---	---	---	---	---	---	----	---

Delhomme	1	1	0	0	0	0	6	0
----------	---	---	---	---	---	---	---	---

Goings	1	0	1	0	0	0	6	0
--------	---	---	---	---	---	---	---	---

Hoover	1	0	1	0	0	0	6	0
--------	---	---	---	---	---	---	---	---

Manning	1	0	1	0	0	0	6	0
---------	---	---	---	---	---	---	---	---

Smart	1	0	1	0	0	0	6	0
-------	---	---	---	---	---	---	---	---

Wiggins	1	0	1	0	0	0	6	0
---------	---	---	---	---	---	---	---	---

Team	33	9	19	5	29/30	32/38	0	1325
------	----	---	----	---	-------	-------	---	------

Opponents	35	10	19	6	31/32	21/32	0	1304
-----------	----	----	----	---	-------	-------	---	------

RUSHING

Davis	318	1444	4.5	40	8
Foster	113	429	3.8	21	0
Goings	10	69	6.9	17	0
Smart	20	49	2.5	6	0
S. Smith	11	42	3.8	14	0
Delhomme	42	39	0.9	9	1
Hoover	6	21	3.5	5	0
Muhammad	2	-2	-1.0	0	0
TEAM	522	2091	4.0	40	9
OPPONENTS	434	1722	4.0	43	10

RECEIVING

S. Smith	88	1110	12.6	67	7
Muhammad	54	837	15.5	60	3
Proehl	27	389	14.4	66	4
Foster	26	207	8.0	47	2
Mangum	17	199	11.7	34	0
Davis	14	159	11.4	25	0
Goings	12	97	8.1	14	1
Hoover	12	72	6.0	17	1
Wiggins	8	80	10.0	23	1
Seidman	5	35	7.0	14	0
Smart	3	11	3.7	5	0
Hankton	2	27	13.5	15	0
Dyson	2	15	7.5	9	0
TEAM	270	3238	12.0	67	19
OPPONENTS	299	3215	10.8	65	19

INTERCEPTION

Minter	3	100	33.3	35	2
Manning	3	33	11.0	27	1
Grant	3	25	8.3	25	0
Wallace	2	58	29.0	53	0
Howard	2	2	1.0	2	0
Burton	1	10	10.0	10	0
Witherspoon	1	10	10.0	10	0
Rucker	1	0	0.0	0	0
TEAM	16	238	14.9	53	3
OPPONENTS	16	225	14.1	44	2

PUNTING

Sauerbrun	77	3433	44.6	35.6	9	22	64	3
Kasay	1	33	33.0	33.0	0	1	33	0
TEAM	81	3466	42.8	35.6	9	23	64	3
OPPONENTS	90	3778	42.0	35.8	5	31	59	1

PUNT RET.

S. Smith	44	14	439	10.0	53	1
Dyson	1	1	14	14.0	14	0
TEAM	45	15	453	10.1	53	1
OPPONENTS	35	12	402	11.5	89	1

KICKOFF RET

Smart	41	947	23.1	100	1
S. Smith	11	309	28.1	42	0
Proehl	2	34	17.0	19	0
Seidman	2	24	12.0	17	0
Hoover	1	0	0.0	0	0
Muhammad	1	2	2.0	2	0
Rasmussen	1	16	16.0	16	0
Wallace	1	13	13.0	13	0
Wiggins	0	0	---	---	0
TEAM	60	1345	22.4	100	1
OPPONENTS	70	1425	20.4	53	0

PASSING

Delhomme	449	266	32.19	59.2	7.17	19	4.2	16	3.6	67	23/168	80.6
Peete	10	4	19	40.0	1.90	0	0.0	0	0.0	8	3/20	47.9
Sauerbrun	1	0	0	0.0	0.00	0	0.0	0	0.0	0	0/0	39.6
TEAM	460	270	32.38	58.7	7.04	19	4.1	16	3.5	67	26/188	79.6
OPPONENTS	522	299	32.15	57.3	6.16	19	3.6	16	3.1	65	40/212	74.8

DEFENSE

Minter	124	83	41	5	1	-	7
Witherspoon	114	76	38	7	-	-	4
Grant	105	68	37	6	-	-	13
Morgari	90	57	33	7	1	-	2
Favors	82	55	27	1	1	-	1
Howard	78	56	23	3	1	-	8
Rucker	73	56	17	20	1	-	1
Peppers	65	48	17	32	3	-	5
Jenkins	59	41	18	10	1	1	3
Manning	59	49	10	-	2	1	8
Cousin	57	40	17	3	-	-	5
Allen	52	26	26	2	1	-	2
Wallace	38	25	13	9	1	-	2
Burton	32	23	11	1	-	-	3
Buckner	31	20	11	11	1	-	3
Towns	17	12	5	-	-	-	-
Moorehead	13	4	9	4	-	-	1
Wesley	8	6	2	1	1	1	4
Rasmussen	5	4	1	1	-	-	-
Caldwell	3	1	2	-	-	-	-
Cooper	3	1	2	2	-	-	-
Branch	2	1	1	-	-	-	-
Hampton	2	2	-	-	-	-	-
Pittman	1	-	1	-	-	-	-

SACKS

Player	TOTAL	Grant	1.0
Rucker	12.0	Rasmussen	1.0
Peppers	7.0	Wesley	1.0
Jenkins	5.0	Witherspoon	1.0
Wallace	5.0	Buckner	0.5
Burton	2.0	Howard	0.5
Cousin	2.0	TEAM	40.0
Allen	1.0	OPPONENTS	26.0

F.GOALS

1-19	20-29	30-39	40-49	50+	
Kasay	0/0	13/13	6/8	11/13	2/4
TEAM	0/0	13/13	6/8	11/13	2/4
OPPONENTS	0/0	7/7	7/11	7/11	0/3

KASAY: (49G)|(28G,35G,20G,47G)|(53G,23G,38G)

(49G,23G)|(29G,23G,47G)|(53G)|(24G,29G,31G)|(23G)

(48G,45G)|(25G,47N,54N,26G)|(44G,52N,34G)|(20G,

32N,38N,49N)|(21G,49G)|(42G,44G)|(42G,33G,34G)

OPPONENTS: (40G,55B)|(38B,41G,47B)|(55N,28G)

(38G,57N,26G)|(39G,22G)|(40G,32G,34G)|(46G,42G)|(1)

(39G)|(46N,23G)|(24G,49N,44N)|(35G,48G,38G,29G)

(36N,34N)|(35N,44G)|(28G)

PANTHERS USUAL STARTERS

WR 87	Muhammad (15)	LE 90	Peppers (16)
LT 75	Stoussie (16)	LT 99	Buckner (11)
LG 78	James (16)	RT 77	Jenkins (16)
C 60	Mitchell (15)	RE 93	Rucker (13)
RG 65	Domalley (16)	SLB 53	Favors (13)
RT 69	Gross (16)	MLB 55	Morgan (11)
TE 86	Mangum (11)	WLB 54	Witherspoon (12)
WR 89	S. Smith (11)	LCB 21	Cousin (11)
QB 17	Delhomme (15)	RCB 23	Howard (15)
FB 45	Hoover (9)	SS 30	Minter (16)
RB 48	Davis (14)	FS 27	Grant (16)

2005 REGULAR SEASON STATISTICS

WON 11, LOST 5 2nd NFC SOUTH

HEAD COACH JOHN FOX

09/11	L	20-23	New Orleans	72,920
09/18	W	27-17	New England	73,528
09/25	L	24-27	at Miami	72,288
10/03	W	32-29	Green Bay	73,657
10/09	W	24-20	at Arizona	38,809
10/16	W	21-20	at Detroit	61,083
10/30	W	38-13	Minnesota	73,502
11/06	W	34-14	at Tampa Bay	65,014
11/13	W	30-3	New York Jets	73,529
11/20	L	3-13	at Chicago	62,156
11/27	W	13-9	at Buffalo	71,440
12/04	W	24-6	Atlanta	73,661
12/11	L	10-20	Tampa Bay	73,467
12/18	W	27-10	at New Orleans	32,551
12/24	L	20-24	Dallas	73,436
01/01	W	44-11	at Atlanta	70,796

STATISTIC	CAR.	OPP.
TOTAL FIRST DOWNS	278	262
Rushing	82	72
Passing	157	160
Penalty	39	30
3rd Down: Made/Att	92/218	90/221
3rd Down Pct.	42.2	40.7
4th Down: Made/Att	2/6	5/16
4th Down Pct.	33.3	31.3
POSSESSION AVG.	30:48	29:12
TOTAL NET YARDS	4950	4522
Avg. Per Game	309.4	282.6
Total Plays	964	981
Avg. Per Play	5.1	4.6
NET YARDS RUSHING	1679	1465
Avg. Per Game	104.9	91.6
Total Rushes	487	408
NET YARDS PASSING	3271	3057
Avg. Per Game	204.4	191.1
Sacked/Yards Lost	28/214	45/294
Gross Yards	3485	3351
Att./Completions	449/269	529/305
Completion Pct.	59.9	57.8
Had Intercepted	16	23
PUNTS/AVERAGE	73/43.2	79/45.1
Net Punting Avg.	73/38.6	79/37.4
PENALTIES/YARDS	91/732	128/1045
FUMBLES/BALL LOST	23/10	25/19
TOUCHDOWNS	45	27
Rushing	17	9
Passing	25	15
Returns	3	3

SCORING TD Ru Pa Rt	PAT	FG	2 S	PT	
Kasay	0 0 0 0	43/44	26/34	0 0	121
S. Smith	13 1 12 0			0 0	78
S. Davis	12 12 0 0			0 0	72
Proehl	4 0 4 0			0 0	24
Foster	3 2 1 0			0 0	18
Colbert	2 0 2 0			0 0	12
Gaines	2 0 2 0			0 0	12
Mangum	2 0 2 0			0 0	12
Carter	1 0 1 0			0 0	6
Delhomme	1 1 0 0			0 0	6
Gamble	1 0 0 1			0 0	6
Gardner TM	1 0 0 1			0 0	6
Manning	1 0 0 1			0 0	6
Robertson	1 1 0 0			0 0	6
Witherspoon	1 0 0 1			0 0	6
TEAM	45 17 25 3	43/44	26/34	0 0	391
OPPONENTS	27 9 15 3	22/22	23/27	0 0	259

PUNT RET.	Ret	FC	Yds	Avg	Long	TD
S. Smith	27	6	286	10.6	44	0
Gamble	14	5	158	11.3	76	0
TEAM	41	11	444	10.8	76	0
OPPONENTS	36	20	235	6.5	31	0

RUSHING	No	Yds	Avg	Long	TD
Foster	205	879	4.3	70	2
S. Davis	180	549	3.1	39	12
Goings	37	133	3.6	17	0
Robertson	14	41	2.9	11	1
Delhomme	24	31	1.3	12	1
S. Smith	4	25	6.3	20	1
Hoover	10	22	2.2	4	0
Colbert	1	6	6.0	6	0
Smart	3	6	2.0	6	0
Weinke	8	-5	-0.6	1	0
Proehl	1	-8	-8.0	-8	0
TEAM	487	1679	3.4	70	17
OPPONENTS	408	1465	3.6	58	9

RECEIVING	No	Yds	Avg	Long	TD
S. Smith	103	1563	15.2	80	12
Foster	34	372	10.9	47	1
Proehl	25	441	17.6	69	4
Colbert	25	282	11.3	42	2
Mangum	23	202	8.8	24	2
Goings	14	151	10.8	30	0
Hoover	14	67	6.2	12	0
Gaines	12	155	12.9	38	2
Gardner TM	9	84	9.3	15	1
Carter	5	103	20.6	40	1
S. Davis	5	45	9.0	21	0
TEAM	269	3485	13.0	80	25
OPPONENTS	305	3351	11.0	86	15

INTERCEPTIONS	No	Yds	Avg	Long	TD
Gamble	7	157	22.4	61	1
Lucas	6	70	11.7	32	0
McCree	3	73	24.3	46	0
Wallace	2	38	19.0	38	0
Witherspoon	2	35	17.5	35	1
Manning	2	20	10.0	10	0
Minter	1	47	47.0	47	0
TEAM	23	440	19.1	61	2
OPPONENTS	16	335	20.9	64	3

PUNTING	No	Yds	Avg	Net TB	120	Lg	B
Baker	72	3118	43.3	38.9	4	23	59
Kasay	1	36	36.0	16.0	1	0	36
TEAM	73	3154	43.2	38.6	5	23	59
OPPONENTS	79	3562	45.1	37.4	8	18	69

KICKOFF RET	No	Yds	Avg	Long	TD
Smart	29	615	21.2	60	0
Robertson	16	343	21.4	42	0
S. Smith	3	61	20.3	33	0
Gaines	2	24	12.0	13	0
Goings	1	21	21.0	21	0
Hoover	1	10	10.0	10	0
Mangum	1	9	9.0	9	0
Seidman	0	0	---	0	0
TEAM	53	1083	20.4	60	0
OPPONENTS	80	1702	21.3	47	0

PASSING	Att	Cmp	Yds	Cmp%	Yd/Att	TD	TD%	Int	Int%	Lg	TK/L	Rate
Delhomme	435	262	3421	60.2	7.86	24	5.5	16	3.7	80	28/214	88.1
Weinke	13	7	64	53.8	4.92	1	7.7	0	0.0	18	0/0	93.1
Foster	1	0	0	0.0	0.0	0	0.0	0	0.0	0	0/0	39.6
TEAM	449	269	3485	59.9	7.76	25	5.6	16	3.6	80	28/214	88.1
OPPONENTS	528	305	3351	57.8	6.35	15	2.8	23	4.4	86	45/294	68.0

DEFENSE	TOT	S	A	QP	FF	FR	PD
Witherspoon	109	78	31	2	-	-	13
McCree	95	69	26	2	-	-	9
Morgan	90	59	31	6	1	1	4
Gamble	78	58	20	-	1	-	7
Lucas	72	59	13	2	-	1	12
Minter	71	43	28	1	1	-	10
Peppers	70	46	24	34	1	1	4
Short	69	39	30	2	-	-	1
Rucker	62	40	22	30	3	2	4
Draft	56	35	21	1	1	-	1
Manning Jr.	47	34	13	4	-	3	4
Carstens	44	29	15	11	-	-	1
Buckner	43	30	13	-	-	-	1
Wallace	34	23	11	5	1	1	2
Moorehead	31	21	10	9	-	2	1
Davis	28	18	10	5	1	-	-
Wesley	12	11	1	-	-	-	-
Ciurciu	6	5	1	1	-	-	1
Rasmussen	3	2	1	1	-	-	1
Seward	3	2	1	-	-	-	-
Wilds	3	3	-	-	-	-	-
Jenkins	2	-	2	-	-	-	-
Tufts	1	1	-	-	-	-	-

SACKS	Player	TOTAL	Draft	T. Davis
Peppers	10.5	10.5	1.5	1.5
Rucker	7.5	7.5	1.5	1.5
Moorehead	5.5	5.5	1.5	1.5
Wallace	5.5	5.5	1.5	1.5
Carstens	4	4	0.5	0.5
Morgan	3	3	0.5	0.5
Witherspoon	2.5	2.5	0.5	0.5

F.GOALS	1-19	20-29	30-39	40-49	50+
Kasay	1/1	8/8	8/8	6/9	3/8
TEAM	1/1	8/8	8/8	6/9	3/8
OPPONENTS	0/0	6/6	9/11	7/9	1/1

Kasay:(39G,46G)(51G,52G)(52G)(32G,38G)(46G, 53N,62N)(52B)(56N,44G)(30G,20G)(23G,42G,28G) (46N,38G)(25G,45N,25G)(20G)(42N,39G)(32G,50N 29G)(24G,47G)(19G,41G,34G)

Opponents:(29G,48G,47G)(45G)(27G,32G)(1)(39G, 49G)(47B,52G,25G)(33N)(122G)(33G,39G)(31G, 45G,33G)(36G,43G,49N)(34G,36G)(44G)(24G,32B) (29G)

PANTHERS USUAL STARTERS	WR	LE	QB	TE	RB	CB	DB	LB	FB	DE	DT	OL	OT																																														
WR	89	Smith (16)	LE	90	Peppers (16)	QB	17	Wharton (16)	TE	99	Buckner (16)	LB	70	Wahle (16)	RT	67	Carstens (15)	CB	60	Mitchell (16)	RE	93	Rucker (14)	RG	76	Reyas (16)	SLB	53	Short (15)	RT	69	Grass (15)	WLB	54	Witherspoon (15)	WR	83	Colbert (16)	LCB	23	Lucas (15)	DB	17	Delhomme (16)	RCB	20	Gamble (15)	FB	45	Hoover (15)	SS	27	McCree (15)	RB	48	Davis (11)	FS	30	Minter (16)

SCORE BY QUARTERS	1	2	3	4	OT	TOT
TEAM	96	117	53	125	0	391
OPPONENTS	72	73	42	72	0	259

ALL-TIME PRESEASON RESULTS

1995 (3-2)

Date	W-L	Score	Opponent	Atten.
07/29/95	W	20-14	at Jacksonville (HOF)	24,625
08/04/95	L	15-18	at Chicago	50,300
08/12/95	W	19-10	DENVER (at Clemson)	57,017
08/19/95	L	10-17	at San Francisco	51,185
08/26/95	W	6-3	NY GIANTS (at Clemson)	49,114

1996 (2-2)

Date	W-L	Score	Opponent	Atten.
08/03/96	W	30-12	CHICAGO	65,350
08/10/96	L	28-40	at Denver	70,649
08/19/96	L	0-24	BUFFALO	65,231
08/26/96	W	34-7	at NY Giants	45,713

1997 (0-4)

Date	W-L	Score	Opponent	Atten.
08/03/97	L	9-23	at Jacksonville	67,280
08/09/97	L	13-23	DENVER	68,296
08/14/97	L	10-30	at Kansas City	76,972
08/22/97	L	19-27	PITTSBURGH	67,044

1998 (2-2)

Date	W-L	Score	Opponent	Atten.
08/08/98	W	30-27	JACKSONVILLE	62,925
08/14/98	W	12-7	at Buffalo	30,010
08/22/98	L	22-25OT	MINNESOTA	64,569
08/29/98	L	24-38	at Pittsburgh	53,784

1999 (2-2)

Date	W-L	Score	Opponent	Atten.
08/13/99	L	10-35	at Jacksonville	59,120
08/20/99	W	20-13	PITTSBURGH	59,591
08/28/99	L	24-38	at Baltimore	66,247
09/02/99	W	23-20	NEW ENGLAND	52,976

2000 (0-4)

Date	W-L	Score	Opponent	Atten.
08/04/00	L	14-34	JACKSONVILLE	72,949
08/10/00	L	0-13	at Pittsburgh	44,813
08/18/00	L	13-24	BALTIMORE	72,551
08/24/00	L	21-29	at New England	60,292

2001 (2-2)

Date	W-L	Score	Opponent	Atten.
08/10/01	L	16-18	at Jacksonville	50,970
08/18/01	L	8-23	NEW ENGLAND	71,597
08/23/01	W	20-17	at Baltimore	66,619
08/31/01	W	23-20	CLEVELAND	70,444

2002 (1-3)

Date	W-L	Score	Opponent	Atten.
08/10/02	L	30-37	WASHINGTON	71,384
08/17/02	L	16-19	DALLAS	72,624
08/23/02	L	3-23	at New England	68,436
08/30/02	W	20-19	at Cleveland	68,718

2003 (4-0)

Date	W-L	Score	Opponent	Atten.
08/09/03	W	20-0	WASHINGTON	71,393
08/15/03	W	20-10	at New York Giants	76,807
08/23/03	W	20-7	at Green Bay	69,831
08/29/03	W	21-14	PITTSBURGH	72,273

2004 (4-0)

Date	W-L	Score	Opponent	Atten.
08/14/04	W	23-20 OT	at Washington	58,876
08/19/04	W	27-20	NEW YORK GIANTS	72,562
08/28/04	W	20-17	NEW ENGLAND	72,829
09/02/04	W	16-13	at Pittsburgh	53,655

2005 (2-2)

Date	W-L	Score	Opponent	Atten.
08/13/05	W	28-10	WASHINGTON	72,887
08/20/05	L	21-27	at New York Giants	76,138
08/26/05	W	23-20	at Cleveland	69,512
09/01/05	L	17-21	PITTSBURGH	72,504

2006 (4-0)

Date	W-L	Score	Opponent	Atten.
08/12/06	W	14-13	BUFFALO	72,485
08/19/06	W	17-10	at Jacksonville	64,073
08/24/06	W	19-10	MIAMI	71,477
08/31/06	W	15-13	at Pittsburgh	54,621

ALL-TIME WIN-LOSS RECORDS

1995-2001

	1995	1996	1997	1998	1999	2000	2001
General Records:							
Overall Record	7-9	12-4	7-9	4-12	8-8	7-9	1-15
Home	5-3	8-0	2-6	2-6	5-3	5-3	0-8
Away	2-6	4-4	5-3	2-6	3-5	2-6	1-7
Panthers win coin toss	3-4	8-3	4-5	2-3	4-5	4-4	1-6
Panthers lose coin toss	4-5	4-1	3-4	2-9	4-3	3-5	0-9
Scoring first	3-4	10-0	4-1	3-4	7-4	6-4	1-7
Opponent scores first	4-5	2-4	3-8	1-8	1-4	1-5	0-8
Leading at halftime	3-1	6-0	6-0	2-3	7-1	5-3	1-5
Tied at halftime	2-2	-	0-1	0-3	0-1	0-2	0-1
Trailing at halftime	2-6	6-4	1-8	2-6	1-6	2-4	0-9
Leading after three quarters	5-0	11-0	6-0	3-2	8-1	5-2	1-3
Tied after three quarters	1-1	-	0-1	0-1	-	0-1	-
Trailing after three quarters	1-8	1-4	1-8	1-10	0-7	2-5	0-12
In overtime	1-1	-	-	0-1	-	0-1	0-2
Outcomes of 7 points or less	4-6	3-1	2-2	2-9	3-3	1-5	0-8
Outcomes of 3 points or less	1-2	1-1	1-1	0-3	2-2	1-4	0-6
Ind. Panthers 100-yd rusher	1-1	4-1	3-3	2-2	1-1	2-0	0-2
Ind. Panthers 100-yd receiver	1-5	1-2	2-3	1-6	5-5	3-2	0-2
Ind. Panthers 300-yd passer	1-1	1-0	0-1	0-1	4-1	3-0	0-1
Panthers out-gain opposition	4-5	7-1	6-3	1-2	7-5	3-1	0-2
Panthers out-rush opposition	5-0	8-1	5-1	3-0	3-2	3-0	0-3
Panthers out-pass opposition	4-3	6-2	4-4	1-5	5-5	3-3	0-5
Opponent ind. 100-yd rusher	0-1	2-2	0-5	0-5	2-3	0-4	0-6
Opponent ind. 100-yd receiver	2-5	3-1	2-2	1-5	2-3	2-1	0-6
Opponent ind. 300-yd passer	2-1	1-1	1-0	1-1	3-2	2-1	0-4
Turnovers:							
Positive	3-3	8-0	3-0	3-3	4-0	5-2	1-6
Even	4-1	3-1	4-1	1-0	1-4	0-4	0-2
Negative	0-5	1-3	0-8	0-9	3-4	2-3	0-7
Surface:							
On grass	7-5	9-1	3-8	2-8	8-4	6-6	0-11
On artificial turf	0-4	3-3	4-1	2-4	0-4	1-3	1-4
Outdoors	7-6	9-2	4-8	2-10	8-5	6-6	0-12
Indoors	0-3	3-2	3-1	2-2	0-3	1-3	1-3
By Month:							
August	-	-	0-1	-	-	-	-
September	0-3	3-1	2-2	0-3	1-2	1-2	1-2
October	3-2	2-2	2-1	0-4	1-3	2-3	0-4
November	2-2	3-1	2-3	2-3	3-1	2-2	0-4
December	2-2	4-0	1-2	2-2	2-2	2-2	0-4
January	-	-	-	-	1-0	-	0-1
February	-	-	-	-	-	-	-
By Conference/Division:							
AFC Opponents	3-1	3-1	2-2	1-3	2-2	2-2	0-4
AFC East	3-1	-	-	1-3	-	-	0-4
AFC Central	-	3-1	-	-	2-2	-	-
AFC North	-	-	-	-	-	-	-
AFC South	-	-	-	-	-	-	-
AFC West	-	-	2-2	-	-	2-2	-
NFC Opponents	4-8	9-3	5-7	3-9	6-6	5-7	1-11
NFC East	1-1	1-1	1-1	0-2	1-1	0-2	0-2
NFC Central	0-2	1-1	0-2	0-2	1-1	1-1	1-1
NFC North	-	-	-	-	-	-	-
NFC South	-	-	-	-	-	-	-
NFC West	3-5	7-1	4-4	3-5	4-4	4-4	0-8
Jersey Color:							
White Jerseys	5-6	8-3	5-6	2-5	5-6	4-6	1-7
Black Jerseys	2-3	4-1	2-3	2-7	3-2	3-3	0-8
Blue Jerseys	-	-	-	-	-	-	-
Time Of Game:							
Day	7-8	11-4	5-7	4-11	7-8	5-9	1-14
Night	0-1	1-0	2-2	0-1	1-0	2-0	0-1
On Monday Night Football	-	-	1-1	-	-	1-0	-

ALL-TIME WIN-LOSS RECORDS

2002-2006

General Records:	2002	2003	2004	2005	2006	TOTAL	PLAYOFFS
Overall Record	7-9	11-5	7-9	11-5	8-8	90-102	6-3
Home	4-4	6-2	3-5	5-3	4-4	49-47	2-0
Away	3-5	5-3	4-4	6-2	4-4	41-55	4-3
Panthers win coin toss	3-4	2-4	1-3	5-2	2-2	39-45	5-3
Panthers lose coin toss	4-5	9-1	6-6	6-3	6-6	51-57	1-0
Scoring first	1-2	10-2	5-2	9-1	4-5	63-36	4-1
Opponent scores first	6-7	1-3	2-7	2-4	4-3	27-66	2-1
Leading at halftime	5-2	6-1	4-1	8-1	6-5	59-23	6-0
Tied at halftime	0-2	1-2	1-1	1-0	1-0	6-15	-
Trailing at halftime	2-5	4-2	2-7	2-4	1-3	25-64	0-2
Leading after three quarters	6-3	8-2	5-1	8-0	8-4	74-18	6-0
Tied after three quarters	1-0	-	1-0	1-0	0-0	4-4	-
Trailing after three quarters	0-6	3-3	1-8	2-5	0-4	12-80	0-3
In overtime	-	3-1	0-1	0-0	0-1	4-8	1-0
Outcomes of 7 points or less	4-4	9-3	1-5	4-3	4-4	37-53	1-2
Outcomes of 3 points or less	1-4	7-0	0-4	2-2	3-3	19-32	0-1
Ind. Panthers 100-yd rusher	2-0	5-2	6-0	2-0	4-0	32-12	3-0
Ind. Panthers 100-yd receiver	2-2	4-1	4-4	5-5	3-4	31-41	3-1
Ind. Panthers 300-yd passer	2-1	1-1	1-3	1-0	1-1	15-11	1-1
Panthers out-gain opposition	5-2	5-3	5-5	8-2	7-2	58-33	4-0
Panthers out-rush opposition	5-3	9-3	6-2	10-1	7-1	64-17	6-0
Panthers out-pass opposition	5-2	6-3	3-6	6-4	4-4	47-46	3-0
Opponent ind. 100-yd rusher	1-0	3-1	0-5	0-3	0-6	8-41	0-1
Opponent ind. 100-yd receiver	1-4	3-0	4-1	3-0	2-3	25-31	1-2
Opponent ind. 300-yd passer	-	1-0	3-0	2-0	1-1	17-11	1-1
Turnovers:							
Positive	5-1	3-1	6-3	7-1	5-0	53-20	5-0
Even	1-0	3-0	1-2	4-1	1-1	23-17	1-1
Negative	1-8	5-4	0-4	0-4	2-7	14-66	0-2
Surface:							
On grass	5-7	9-3	6-7	8-5	5-6	68-71	4-2
On artificial turf	2-2	2-2	1-2	3-0	3-2	22-31	2-1
Outdoors	5-8	9-4	6-8	9-5	6-7	71-81	5-2
Indoors	2-1	2-1	1-1	2-0	2-1	19-21	1-1
By Month:							
August	-	-	-	-	-	0-1	-
September	3-1	3-0	1-1	1-2	1-2	17-21	-
October	0-4	3-1	0-5	4-0	3-2	20-31	-
November	0-3	2-3	3-1	3-1	2-1	24-25	-
December	4-1	3-1	3-1	2-2	2-3	27-22	-
January	-	-	0-1	1-0	0-0	2-2	6-2
February	-	0-1	-	-	-	-	0-1
By Conference/Division:							
AFC Opponents	3-1	2-2	1-3	3-1	2-2	24-24	0-1
AFC East	-	-	-	3-1	0-0	7-9	0-1
AFC Central	-	-	-	-	-	5-3	-
AFC North	3-1	-	-	-	2-2	5-3	-
AFC South	-	2-2	-	-	0-0	2-2	-
AFC West	-	-	1-3	-	0-0	5-7	-
NFC Opponents	4-8	9-3	6-6	8-4	6-6	66-78	6-2
NFC East	0-1	2-2	0-1	0-1	0-4	6-19	4-0
NFC Central	-	-	-	-	-	4-10	0-1
NFC North	3-1	1-0	0-1	3-1	0-1	7-4	1-0
NFC South	1-5	5-1	3-3	4-2	5-1	18-12	-
NFC West	0-1	1-0	3-1	1-0	1-0	31-33	1-1
Jersey Color:							
White Jerseys	5-5	7-2	4-5	5-3	5-4	56-58	6-3
Black Jerseys	2-3	3-2	2-3	5-1	1-4	29-40	-
Blue Jerseys	0-1	1-1	1-1	1-1	2-0	5-4	-
Time Of Game:							
Day	7-9	11-4	7-7	10-5	7-6	82-92	6-3
Night	-	0-1	0-2	1-0	1-2	8-10	-
On Monday Night Football	-	-	0-1	1-0	1-1	4-3	-

PANTHERS IN **OVERTIME**

Location	Won	Lost	Won Toss	Lost Toss
Home	0	3	1	2
Away	5	5	8	2
Totals	5	8	9	4

Sept. 17, 2006 – Carolina 13 at Minnesota 16: Panthers win toss. The Panthers are forced to punt. Minnesota kicker Ryan Longwell converts a 19-yard field goal with 7:28 remaining following a 10-play 78-yard drive.

Dec. 18, 2004 – Carolina 31 at Atlanta 34: Panthers win toss. Aaron Beasley intercepts a Jake Delhomme pass and returns it 30 yards. Jay Feely kicks a 38-yard field goal with 12:35 remaining.

Jan. 10, 2004 – Carolina 29 at St. Louis 23 (2OT), NFC Divisional Playoffs: Panthers win toss. Scoreless first overtime ends after John Kasay misses a 45-yard field goal and Rams kicker Jeff Wilkins is short on a 53-yard attempt. A Ricky Manning interception sets up a 69-yard touchdown pass from Jake Delhomme to Steve Smith on the first play of the second overtime period with 14:50 remaining. At 1:15:10, the game ranks as the fifth-longest in NFL history.

Dec. 7, 2003 – Carolina 14 at Atlanta 20: Panthers win toss. Kevin Mathis intercepts a Jake Delhomme pass and returns it 32 yards for a touchdown with 13:31 remaining.

Oct. 26, 2003 – Carolina 23 at New Orleans 20: Saints win toss. On a key fourth down play, Julius Peppers upends Deuce McAllister in the backfield short of the first down and causes a fumble that is recovered by Kris Jenkins. Stephen Davis' 34-yard run sets up a John Kasay 31-yard field goal with 10:24 remaining.

Oct. 12, 2003 – Carolina 23 at Indianapolis 20: Panthers win toss. John Kasay kicks a 47-yard field with 9:21 remaining following a 10-play 43-yard drive where DeShaun Foster gained 26 yards on the ground.

Sept. 14, 2003 – Carolina 12 at Tampa Bay 9: Panthers win toss. Panthers are forced to punt. Defense stops the Buccaneers at the Carolina 42-yard line and Steve Smith returns the punt 52 yards. John Kasay kicks a 47-yard field goal with 3:28 remaining.

Nov. 18, 2001 – Carolina 22 vs. San Francisco 25: 49ers win toss. Jose Cortez kicks a 26-yard field goal with 10:26 remaining.

Oct. 21, 2001 – Carolina 14 at Washington 17: Redskins win toss. Tony Banks completes a 47-yard pass to Rod Gardner to set up a Brett Conway 23-yard field goal conversion with 13:13 remaining.

Oct. 1, 2000 – Carolina 13 vs. Dallas 16: Cowboys win toss. Troy Aikman drives Dallas 68 yards in seven plays, and Tim Seder caps off the drive with a 24-yard field goal with 11:08 remaining.

Dec. 6, 1998 – Carolina 28 vs. San Francisco 31: Panthers win toss. A Carolina fumble is recovered by the 49ers at the Panthers 38-yard line. Wade Richey kicks a 23-yard field goal with 10:44 remaining.

Oct. 29, 1995 – Carolina 20 at New England 17: Panthers win toss. Both the Panthers and the Patriots are forced to punt before John Kasay converts a 29-yard field goal with 7:52 remaining for Carolina's first overtime win in team history.

Sept. 3, 1995 – Carolina 20 at Atlanta 23: Panthers win toss. In the Panthers inaugural regular season contest, the Falcons recover a Carolina fumble on the Panthers 42-yard line after Frank Reich is sacked. Morten Andersen kicks a 35-yard field goal with 8:43 remaining.

SINGLE-GAME BESTS

100-YARD RECEIVING GAMES

Player	Date	Opponent	Rec	Yds	TD
Steve Smith†	1/15/06	at Chicago	12	218	2
Steve Smith	10/30/05	Minnesota	11	201	1
Muhsin Muhammad	9/13/98	at New Orleans	9	192	1
Steve Smith	10/15/06	at Baltimore	8	189	1
Muhsin Muhammad	11/16/03	Washington	9	189	0
Muhsin Muhammad	12/5/04	at New Orleans	10	179	1
Steve Smith	9/25/05	at Miami	11	170	3
Steve Smith	11/20/05	at Chicago	14	169	0
Patrick Jeffers	1/2/00	New Orleans	7	165	2
Steve Smith†	1/10/04	at St. Louis	6	163	1
Patrick Jeffers	12/27/99	at Pittsburgh	5	160	2
Willie Green	11/12/95	at St. Louis	6	157	1
Willie Green	12/8/96	at San Francisco	7	157	1
Steve Smith	10/19/03	vs Tennessee	10	151	1
Muhsin Muhammad	10/3/99	at Washington	8	151	0
Steve Smith	11/13/06	Tampa Bay	8	149	1
Willie Green	12/17/95	Atlanta	4	147	1
Wesley Walls	9/7/97	at Atlanta	7	147	0
Patrick Jeffers	12/12/99	at Green Bay	8	147	2
Drew Carter	12/10/06	New York Giants	8	144	1
Steve Smith	12/8/02	Cincinnati	5	144	1
Muhsin Muhammad†	2/1/04	vs New England	4	140	1
Steve Smith	9/11/05	vs New Orleans	8	138	1
Patrick Jeffers	12/18/99	vs San Francisco	8	138	1
Muhsin Muhammad	12/18/04	at Atlanta	10	135	1
Steve Smith†	1/3/04	Dallas	5	135	1
Ricky Proehl	11/9/03	vs Tampa Bay	3	133	1
Donald Hayes	11/28/99	Atlanta	5	133	1
Mark Carrier	11/26/95	at New Orleans	6	132	2
Muhsin Muhammad	9/23/01	at Atlanta	10	132	0
Steve Smith	1/1/06	at Atlanta	9	131	1
Muhsin Muhammad	11/27/00	Green Bay	11	131	2
Muhsin Muhammad	10/22/00	San Francisco	9	127	0
Steve Smith	10/22/06	at Cincinnati	8	126	0
Muhsin Muhammad	12/18/99	vs San Francisco	11	126	3
Muhsin Muhammad	11/14/99	at St. Louis	9	125	0
Mark Carrier	9/26/96	at Jacksonville	8	124	2
Steve Smith	10/16/05	at Detroit	6	123	1
Muhsin Muhammad	11/14/04	at San Francisco	6	123	3
Willie Green	9/3/95	at Atlanta	7	121	1
Steve Smith	10/9/05	at Arizona	8	119	2
Raghib Ismail	9/6/98	Atlanta	6	119	1
Muhsin Muhammad	11/21/04	Arizona	6	118	2
Muhsin Muhammad	12/13/98	Washington	7	118	0
Raghib Ismail	10/11/98	at Dallas	6	117	2
Muhsin Muhammad	9/19/99	Cincinnati	8	117	0
Steve Smith	9/29/02	at Green Bay	5	116	0
Muhsin Muhammad	12/26/04	at Tampa Bay	8	115	2
Donald Hayes	9/10/00	at San Francisco	6	115	1
Keary Colbert	10/10/04	at Denver	4	115	1
Muhsin Muhammad	10/3/04	Atlanta	7	114	0
Muhsin Muhammad	12/24/00	at Oakland	10	114	0
Mark Carrier	10/8/95	at Chicago	5	114	1
Steve Smith	9/24/06	at Tampa Bay	7	112	0
Muhsin Muhammad	11/10/02	New Orleans	4	112	0
Rae Carruth	9/21/97	Kansas City	8	110	0
Raghib Ismail	12/27/98	at Indianapolis	7	109	1
Raghib Ismail	11/3/96	at Atlanta	5	108	0
Muhsin Muhammad	9/10/00	at San Francisco	8	108	1
Muhsin Muhammad	9/15/02	Detroit	8	107	1
Rae Carruth	10/12/97	at Minnesota	6	107	1

SINGLE-GAME BESTS

Player	Date	Opponent	Rec	Yds	TD
Patrick Jeffers	12/5/99	St. Louis	7	107	1
Keyshawn Johnson	9/17/06	at Minnesota	5	106	0
Steve Smith	11/6/05	at Tampa Bay	5	106	1
Muhsin Muhammad	10/31/04	at Seattle	8	106	2
Muhsin Muhammad	12/8/02	Cincinnati	8	106	1
Wesley Walls	11/23/97	at St. Louis	8	106	0
Willie Green	11/26/95	at New Orleans	4	105	1
Ricky Proehl	12/24/05	Dallas	2	104	1
Muhsin Muhammad	12/9/01	at Buffalo	8	104	0
Muhsin Muhammad	10/4/98	at Atlanta	4	104	1
Muhsin Muhammad†	1/3/04	Dallas	4	103	0
Steve Smith	12/11/05	Tampa Bay	5	103	0
Steve Smith	10/12/03	at Indianapolis	6	103	1
Muhsin Muhammad	9/19/99	vs Jacksonville	4	103	1
Raghib Ismail	11/30/97	New Orleans	6	102	0
Wesley Walls	10/8/00	vs Seattle	7	102	0
Muhsin Muhammad	12/10/00	at Kansas City	8	102	0
DeAngelo Williams	12/4/06	at Philadelphia	7	101	1
Mark Carrier	12/24/95	at Washington	7	101	0
Keary Colbert	10/31/04	at Seattle	4	100	0
Steve Smith	10/26/03	at New Orleans	9	100	0
Mark Carrier	10/25/98	Buffalo	5	100	1

† POSTSEASON

100-YARD RUSHING GAMES

Player	Date	Opponent	Rsh	Yds	TD
Stephen Davis	10/26/03	at New Orleans	31	178	2
DeShaun Foster	9/19/04	at Kansas City	32	174	1
Richard Huntley	1/6/02	New England	22	168	0
DeShaun Foster	1/1/06	at Atlanta	18	165	1
Stephen Davis	10/5/03	New Orleans	30	159	1
Lamar Smith	9/22/02	at Minnesota	30	154	2
Stephen Davis	11/2/03	at Houston	30	153	0
Stephen Davis	9/28/03	Atlanta	21	153	1
DeShaun Foster†	1/8/06	at New York Giants	27	151	0
Fred Lane	11/2/97	Oakland	28	147	3
Stephen Davis	9/14/03	at Tampa Bay	33	142	0
Tshimanga Biakabutuka	10/3/99	at Washington	12	142	0
Fred Lane	12/8/97	at Dallas	36	138	0
Anthony Johnson	8/31/97	Washington	20	134	0
Tshimanga Biakabutuka	9/26/99	Cincinnati	8	132	2
DeShaun Foster	12/4/05	Atlanta	24	131	1
Nick Goings	12/26/04	at Tampa Bay	33	127	0
Anthony Johnson	10/13/96	St. Louis	22	126	0
Anthony Johnson	11/17/96	at St. Louis	27	123	1
Anthony Johnson	10/20/96	New Orleans	29	123	0
Derrick Moore	10/1/95	Tampa Bay	21	123	1
Nick Goings	12/5/04	at New Orleans	36	122	1
Dee Brown	12/1/02	at Cleveland	27	122	0
Nick Goings	11/21/04	Arizona	22	121	3
Tshimanga Biakabutuka	10/21/01	at Washington	20	121	1
Fred Lane	12/14/97	Green Bay	19	119	1
Derrick Moore	10/29/95	at New England	28	119	0
Brad Hoover	11/27/00	Green Bay	24	117	1
Stephen Davis	11/30/03	Philadelphia	23	115	0
DeAngelo Williams	11/19/06	St. Louis	20	114	0
Fred Lane	11/30/97	New Orleans	13	112	1
Stephen Davis	9/7/03	Jacksonville	22	111	0
Anthony Johnson	12/1/96	Tampa Bay	26	111	1
Tshimanga Biakabutuka	12/27/98	at Indianapolis	25	109	1
Nick Goings	12/12/04	St. Louis	31	108	1
DeShaun Foster	10/8/06	Cleveland	24	106	0

Player	Date	Opponent	Rsh	Yds	TD
Nick Goings	11/28/04	Tampa Bay	23	106	0
DeShaun Foster	10/1/06	New Orleans	16	105	1
Tshimanga Biakabutuka	10/26/97	Atlanta	23	104	2
Stephen Davist	1/3/04	Dallas	26	104	1
Anthony Johnson†	1/5/97	Dallas	26	104	0
Tshimanga Biakabutuka	10/8/00	Seattle	23	103	0
Tshimanga Biakabutuka	12/13/98	Washington	17	103	1
DeShaun Foster	12/24/06	at Atlanta	28	102	0
Anthony Johnson	10/6/96	at Minnesota	13	102	1
Fred Lane	11/1/98	vs New Orleans	35	101	1
Fred Lane	9/13/98	at New Orleans	18	100	0

† POSTSEASON

300-YARD PASSING GAMES

Player	Date	Opponent	Att	Cmp	Yds	TD	Int
Chris Weinke	12/10/06	New York Giants	61	34	423	1	3
Steve Beuerlein	12/12/99	at Green Bay	43	29	373	3	1
Steve Beuerlein	12/18/99	vs San Francisco	38	27	368	4	0
Jake Delhomme	10/15/06	at Baltimore	39	24	365	2	2
Steve Beuerlein	9/10/00	at San Francisco	32	24	364	3	1
Jake Delhomme	10/19/03	vs Tennessee	49	31	362	2	0
Jake Delhomme	10/30/05	Minnesota	30	21	341	3	0
Jake Delhomme	12/18/04	at Atlanta	35	24	340	2	1
Kerry Collins	11/26/95	at New Orleans	46	17	335	3	4
Steve Beuerlein	10/3/99	at Washington	47	23	334	1	1
Steve Beuerlein	10/8/00	vs Seattle	39	27	332	2	1
Frank Reich	9/3/95	at Atlanta	44	23	329	2	0
Kerry Collins	9/21/97	Kansas City	47	24	328	1	4
Kerry Collins	12/8/96	at San Francisco	37	22	327	3	0
Jake Delhomme†	2/1/04	vs New England	33	16	323	3	0
Steve Beuerlein	1/2/00	New Orleans	41	22	322	5	0
Jake Delhomme†	1/15/06	at Chicago	33	24	319	3	1
Rodney Peete	12/8/02	Cincinnati	29	21	319	3	1
Jake Delhomme	11/16/03	Washington	30	20	317	0	2
Chris Weinke	12/23/01	St. Louis	51	24	312	1	0
Rodney Peete	11/10/02	New Orleans	40	23	310	2	1
Rodney Peete	9/15/02	Detroit	32	21	310	1	0
Steve Beuerlein	10/22/00	San Francisco	44	28	309	3	0
Kerry Collins	10/29/95	at New England	45	25	309	2	1
Jake Delhomme	1/2/05	New Orleans	50	24	307	2	0
Jake Delhomme	10/3/04	Atlanta	38	23	308	0	2
Jake Delhomme	11/14/04	at San Francisco	34	19	303	3	0
Kerry Collins	10/4/98	at Atlanta	38	20	302	3	2
Steve Beuerlein	10/17/99	at San Francisco	36	23	300	4	3

† POSTSEASON

OPPONENTS' 100-YARD RECEIVING GAMES

Player	Date	Opponent	Rec	Yds	TD
Rod Gardner	10/21/01	at Washington	6	208	1
Shannon Sharpe	11/9/97	at Denver	8	174	0
Antonio Freeman	12/14/97	Green Bay	10	166	2
Tim Brown	11/2/97	Oakland	10	163	0
Joe Horn	12/5/04	at New Orleans	8	160	2
Anquan Boldin	10/9/05	at Arizona	10	158	1
Torry Holt	12/12/04	St. Louis	6	151	1
Joe Horn	12/2/01	at New Orleans	13	150	1
Az-Zahir Hakim	11/5/00	at St. Louis	8	147	1
Michael Irvin	10/11/98	at Dallas	6	146	0
Eric Moulds	10/25/98	Buffalo	5	145	2
Deion Branch†	2/1/04	at New England	10	143	1
Irving Fryar	10/27/96	at Philadelphia	7	143	0
Michael Westbrook	10/3/99	at Washington	8	140	2
Cris Carter	11/19/00	at Minnesota	8	138	1

SINGLE-GAME BESTS

Player	Date	Opponent	Rec	Yds	TD
Larry Fitzgerald	10/9/05	at Arizona	9	136	1
Michael Pittman	11/28/04	Tampa Bay	8	134	2
Albert Connell	10/3/99	at Washington	5	134	2
Marques Colston	10/1/06	New Orleans	5	132	1
Torry Holt	11/5/00	at St. Louis	4	130	0
Jerry Rice	12/8/96	at San Francisco	10	129	1
David Boston	12/30/01	Arizona	7	127	2
Jerry Rice	9/22/96	San Francisco	10	127	0
Terance Mathis	9/1/96	Atlanta	4	123	0
Terrell Owens	10/17/04	at Philadelphia	4	123	0
Az-Zahir Hakim	12/5/99	St. Louis	4	122	2
Jerry Rice	12/10/95	San Francisco	6	121	0
Plaxico Burress	12/15/02	at Pittsburgh	6	120	1
Marvin Harrison	10/12/03	at Indianapolis	8	119	0
Keenan McCardell	11/9/03	Tampa Bay	9	118	1
Terrell Owens	10/7/01	at San Francisco	8	118	2
Dorsey Levens†	1/12/97	at Green Bay	5	117	1
Albert Connell	12/13/98	Washington	8	116	1
Jimmy Smith	9/19/99	Jacksonville	10	115	0
Chad Johnson	12/8/02	Cincinnati	6	114	0
Russell Copeland	9/10/95	at Buffalo	2	112	1
Charlie Garner	10/22/00	San Francisco	7	112	0
Donte' Stallworth	12/4/06	at Philadelphia	4	111	1
Isaac Bruce	12/5/99	St. Louis	6	111	0
Jerry Rice	11/5/95	at San Francisco	8	111	0
Ernie Mills	10/11/98	at Dallas	5	110	1
Sean Dawkins	9/13/98	at New Orleans	5	110	1
Isaac Bruce	11/12/95	at St. Louis	9	110	1
Terrell Owens	12/8/96	at San Francisco	5	110	1
Jackie Harris	10/1/95	Tampa Bay	5	108	0
Terrell Owens	10/29/06	Dallas	9	107	0
Wayne Chrebet	11/29/98	at New York Jets	7	107	2
Terance Mathis	10/26/97	Atlanta	8	107	0
Randy Moss	11/19/00	at Minnesota	5	106	1
Marcus Pollard	10/16/05	at Detroit	3	105	0
Brian Finneran	11/24/02	Atlanta	4	104	0
Joey Galloway	10/13/02	at Dallas	3	104	1
Keith Poole	1/2/00	New Orleans	6	104	0
Troy Williamson	9/17/06	at Minnesota	6	102	0
Keyshawn Johnson	9/14/03	at Tampa Bay	9	102	0
Donte' Stallworth	12/18/05	at New Orleans	5	102	1
Tim Dwight	11/28/99	Atlanta	5	102	0
Oronde Gadsden	11/4/01	at Miami	5	102	0
Sean Dawkins	11/1/98	New Orleans	6	102	0
Terance Mathis	12/17/95	Atlanta	8	102	0
Mark Clayton	10/15/06	at Baltimore	5	101	2
Wilson, Cedrick	11/14/04	at San Francisco	5	101	0
Joe Horn	11/10/02	New Orleans	6	101	0
Isaac Bruce	9/17/95	St. Louis	5	100	0

† POSTSEASON

OPPONENTS' 100-YARD RUSHING GAMES

Player	Date	Opponent	Rsh	Yds	TD
Marshall Faulk	12/23/01	St. Louis	30	202	2
Shawn Alexander	10/31/04	at Seattle	32	195	1
Julius Jones	12/24/05	Dallas	34	194	2
Reuben Droughns	10/10/04	at Denver	30	193	0
Marshall Faulk	11/11/01	at St. Louis	15	183	2
Curtis Martin	10/28/01	New York Jets	27	159	0

Player	Date	Opponent	Rsh	Yds	TD
Ricky Williams	10/14/01	New Orleans	31	147	1
Trung Candidate	11/11/01	at St. Louis	16	145	1
Ricky Williams	10/15/00	at New Orleans	38	144	2
Michael Vick	12/7/03	at Atlanta	14	141	1
Garrison Hearst	9/29/97	San Francisco	28	141	1
Terry Allen	8/31/97	Washington	25	141	2
Deuce McAlister	1/2/05	New Orleans	28	140	1
Duce Staley	11/7/99	Philadelphia	17	140	1
Garrison Hearst	12/6/98	San Francisco	20	139	1
Jerome Bettis	12/26/99	at Pittsburgh	33	137	1
Warrick Dunn	12/18/04	at Atlanta	28	134	1
Stephen Davis	9/3/00	at Washington	23	133	1
Warrick Dunn	9/10/06	Atlanta	29	132	0
Willie Parker	12/17/06	Pittsburgh	23	132	1
Ronnie Brown	9/25/05	at Miami	23	132	1
Emmitt Smith	10/1/00	Dallas	24	132	1
Karim Abdul-Jabbar	11/15/98	Miami	25	127	1
Deuce McAlister	10/5/03	New Orleans	23	124	0
James Stewart	9/19/99	Jacksonville	27	124	2
Robert Smith	10/12/97	at Minnesota	23	120	1
Ahman Green	9/13/04	Green Bay	33	119	2
Marshall Faulk	12/5/99	St. Louis	22	118	0
Jamal Anderson	10/4/98	at Atlanta	31	117	1
Deuce McAlister	12/29/02	at New Orleans	28	117	0
Chester Taylor	9/17/06	at Minnesota	24	113	0
Corey Dillon	9/26/99	Cincinnati	20	113	0
Tiki Barber	12/10/06	New York Giants	20	112	0
Emmitt Smith	10/11/98	at Dallas	21	112	1
Jerald Moore	12/20/97	St. Louis	27	112	0
Carnell Williams	12/11/05	Tampa Bay	29	112	2
Curtis Martin	11/29/98	at New York Jets	21	110	2
Jamal Anderson	11/3/96	at Atlanta	22	109	1
Jamal Anderson	9/1/96	Atlanta	14	108	0
Rashan Salaam	10/8/95	at Chicago	28	105	0
Ladell Betts	11/26/06	at Washington	24	104	0
Terrell Davis	11/9/97	at Denver	21	104	0
Robert Smith	11/19/00	at Minnesota	23	103	1
Ricky Williams	12/2/01	at New Orleans	27	102	0
Kordell Stewart	12/22/96	Pittsburgh	7	102	1
Robert Smith	10/6/96	at Minnesota	27	102	0
Rudi Johnson	10/22/06	at Cincinnati	26	101	0
Deuce McAlister	10/26/03	at New Orleans	26	101	0
Henry Travis	12/9/01	at Buffalo	27	101	1
T.J. Duckett	9/28/03	Atlanta	14	100	0

† POSTSEASON

OPPONENTS' 300-YARD PASSING GAMES

Player	Date	Opponent	Att	Cmp	Yds	TD	Int
Trent Green	11/5/00	at St. Louis	42	29	431	2	0
Josh McCown	10/9/05	at Arizona	46	29	394	2	3
Steve Young	12/8/96	at San Francisco	41	27	393	3	2
Brett Favre	9/27/98	Green Bay	45	27	388	5	3
Daunte Culpepper	11/19/00	at Minnesota	29	22	357	3	0
Tom Brady†	2/1/04	at New England	48	32	354	3	1
Kurt Warner	12/5/99	St. Louis	31	22	351	3	2
Drew Brees	10/1/06	New Orleans	38	28	349	1	0
Brian Griese	11/28/04	Tampa Bay	39	27	347	2	1
Tony Banks	10/21/01	at Washington	30	17	346	1	1
Shaun King	11/21/04	Arizona	52	28	343	1	3
Ty Detmer	10/27/96	at Philadelphia	38	23	342	1	1
Brad Johnson	9/14/03	at Tampa Bay	61	34	339	1	1
Brad Johnson	10/3/99	at Washington	33	20	337	4	0

SINGLE-GAMEBESTS

Player	Date	Opponent	Att	Cmp	Yds	TD	Int
Steve Young	12/10/95	San Francisco	45	31	336	2	1
Aaron Brooks	12/2/01	at New Orleans	40	26	330	3	1
Elvis Grbac	11/5/95	at San Francisco	37	26	327	0	2
Billy Joe Toliver	11/1/98	New Orleans	48	24	325	2	2
Brian Griese	12/26/04	at Tampa Bay	41	30	321	3	2
Chris Chandler	11/28/99	Atlanta	42	24	315	4	0
Elvis Grbac	12/10/00	at Kansas City	44	31	315	1	2
Jeff Garcia	12/4/06	at Philadelphia	39	21	312	3	0
Jeff George	12/17/95	Atlanta	53	29	310	2	2
Brett Favre	9/30/01	Green Bay	39	25	308	3	2
Jeff Garcia	10/22/00	San Francisco	39	25	307	2	1
Jeff Garcia	11/18/01	San Francisco	54	34	305	3	2
Jeff George	10/2/97	Oakland	38	24	304	2	1
Jeff Garcia	12/18/99	San Francisco	46	29	303	2	1
Brett Favre	10/3/05	Green Bay	47	28	303	4	1
Brett Favre	12/12/99	at Green Bay	38	26	302	2	1

† POSTSEASON

CAREERLEADERS

RECEIVING YARDS	Years	Rec	Yds	Avg	Long	TDs	100-yd. gms.
Muhammad, Muhsin	1996-2004	578	7,751	13.4	72t	44	26
Smith, Steve	2001-2006	344	4,925	14.3	80t	30	18
Walls, Wesley	1996-2002	324	3,902	12.0	54	44	3
Carrier, Mark	1995-1998	176	2,547	14.5	66t	13	5
Mangum, Kris	1997-2006	151	1,424	9.4	35	9	0
Hayes, Donald	1998-2001	132	1,855	14.1	56t	7	2
Hoover, Brad	2000-2006	125	926	7.4	34	5	0
Ismail, Raghib	1996-1998	117	1,657	14.2	62	10	5
Goings, Nick	2001-2006	107	879	8.2	37	3	0
Johnson, Anthony	1995-1999	103	816	7.9	55	2	0
Foster, DeShaun	2002-2006	101	814	8.1	47	3	0
Green, Willie	1995-1996	93	1,496	16.1	89t	9	5
Proehl, Ricky	2003-2005	86	1,327	15.4	66t	8	2
Jeffers, Patrick	1999-2001	77	1,209	15.7	88t	12	5
Colbert, Keary	2004-2006	77	1,092	14.2	63	7	2
Biakabutuka, Tshimanga	1996-2001	77	789	10.2	47	3	0
Byrd, Isaac	2000-2002	73	897	12.3	42	4	0
Johnson, Keyshawn	2006	70	815	11.6	40	4	1
Carruth, Rae	1997-1999	62	804	13.0	52	4	2
Floyd, William	1998-2000	62	416	6.7	25	2	0
Lane, Fred	1997-1999	43	275	6.4	23	0	0
Greene, Scott	1996-1997	42	284	6.8	25	2	0
Griffith, Howard	1995-1996	38	286	7.5	21	2	0
Hetherington, Chris	1999-2001	37	240	6.5	19	1	0
Carter, Drew	2004-2006	33	460	13.9	42t	4	1
Williams, DeAngelo	2006	33	313	9.5	41	1	1
Gaines, Michael	2004-2006	31	335	10.8	38	2	0
Guliford, Eric	1995	29	444	15.3	49	1	0
Christian, Bob	1995-1996	29	255	8.8	23	1	0
Davis, Stephen	2003-2005	21	236	11.2	25	0	0
Oliver, Winslow	1996-1998	21	191	9.1	29	0	0
Huntley, Richard	2001	21	101	4.8	23	1	0
Hankton, Karl	2000-2006	20	267	13.4	31	0	0
Metzelaars, Pete	1995	20	171	8.6	27	3	0
Smith, Lamar	2002	20	167	8.4	58	0	0
Seidman, Mike	2003-2006	18	158	8.8	27	2	0
Brown, Dee	2002	17	86	5.1	15	1	0
Wiggins, Jermaine	2002-2003	16	125	7.8	23	2	0
Beebe, Don	1995	14	152	10.9	24	1	0
Workman, Vince	1995	13	74	5.7	14	0	0
Metcalfe, Eric	1999-1999	11	133	12.1	33	0	0
Mills, Ernie	1997	11	127	11.5	37	1	0

RECEIVING YARDS

	Years	Rec	Yds	Avg	Long	TDs	100-yd. gms.
Gardner, Rod	2005	9	84	9.3	15	1	0
Broughton, Luther	1997-1998,2001	8	164	20.5	68t	1	0
Kinchen, Brian	1999-2000	6	52	8.7	26t	2	0
Rasby, Walter	1995-1997	6	48	8.0	15	0	0
Bates, Michael	1996-2000	6	40	6.7	23	0	0
Crawford, Casey	2000-2001	5	57	11.4	16	1	0
Uwaezuoke, Iheanyi	2000	4	46	11.5	21	0	0
Smart, Rod	2002-2005	4	16	4.0	5	0	0
Moore, Derrick	1995	4	12	3.0	5	0	0
Biddle, Tye	2006	3	37	12.3	22	0	0
Campbell, Matt	1995-2000	3	32	10.7	12	0	0
Thomas, Blair	1995	3	24	8.0	14	0	0
Tillman, Lawyer	1995	2	22	11.0	12	0	0
Stone, Dwight	1995-1998	2	18	9.0	11	0	0
Dyson, Kevin	2003	2	15	7.5	9	0	0
Craig, Dameyune	1999-2001	2	4	2.0	4	0	0
Shelton, Eric	2006	1	6	6.0	6	0	0
Dennis, Mark	1995-1996	1	3	3.0	3	0	0
King, Jeff	2006	1	1	1.0	1	1	0
Collins, Kerry	1995-1998	1	-11	-11.0	-11	0	0
TOTAL		3,546	41,891	11.8	89t	254	78

RUSHING YARDS

	Years	Rsh	Yds	Avg	Long	TDs	100-yd. gms.
Biakabutuka, Tshimanga	1996-2001	611	2,530	4.1	67t	14	7
Foster, DeShaun	2002-2006	604	2,460	4.1	71	7	6
Davis, Stephen	2003-2005	522	2,085	4.0	40	20	7
Lane, Fred	1997-1999	502	2,001	4.0	50	13	6
Johnson, Anthony	1995-1999	482	1,795	3.7	29	7	6
Goings, Nick	2001-2006	391	1,460	3.7	57	6	5
Hoover, Brad	2000-2006	243	852	3.5	35	2	1
Moore, Derrick	1995	195	740	3.8	53t	4	2
Smith, Lamar	2002	209	737	3.5	59	7	1
Huntley, Richard	2001	166	665	4.0	25	2	1
Williams, DeAngelo	2006	121	501	4.1	31	1	1
Brown, Dee	2002	102	360	3.5	24	4	1
Beuerlein, Steve	1996-2000	109	305	2.8	20	3	0
Collins, Kerry	1995-1998	107	217	2.0	21	4	0
Griffith, Howard	1995-1996	77	204	2.6	15	2	0
Oliver, Winslow	1996-1998	48	183	3.8	16	0	0
Floyd, William	1998-2000	79	182	2.3	16	7	0
Smith, Steve	2001-2006	28	167	6.0	39	2	0
Christian, Bob	1995-1996	41	158	3.9	17	0	0
Greene, Scott	1996-1997	45	157	3.5	10t	1	0
Ismail, Raghib	1996-1998	15	154	10.3	36	1	0
Delhomme, Jake	2003-2006	109	153	1.4	13	3	0
Weinke, Chris	2001-2006	54	148	2.7	23	6	0
Workman, Vince	1995	35	139	4.0	14	1	0
Fasani, Randy	2002	18	95	5.3	19	0	0
Thomas, Blair	1995	22	90	4.1	13	0	0
Hetherington, Chris	1999-2001	30	84	2.8	14	2	0
Muhammad, Muhsin	1996-2004	11	64	5.8	20	0	0
Baldwin, Randy	1995	23	61	2.7	9	0	0
Smart, Rod	2002-2005	27	61	2.3	6	0	0
Harris, Joey	2004	15	53	3.5	19	0	0
Robertson, Jamal	2004-2005	14	41	2.9	11	1	0
Philyaw, Dino	1996	12	38	3.2	8	1	0
Lewis, Jeff	1999-2000	12	37	3.1	19	0	0
Bates, Michael	1996-2000	8	25	3.1	12	0	0
Craig, Dameyune	1999-2001	5	24	4.8	13	0	0
Carruth, Rae	1996-1999	6	23	3.8	6	0	0
Shelton, Eric	2005-2006	8	23	2.9	9	0	0
Metcalfe, Eric	1999	2	20	10.0	17	0	0
Montgomery, Joe	2002	7	20	2.9	5	0	0
Carter, Drew	2004-2006	2	18	9.0	11	0	0
Bennett, Brandon	2004	6	17	2.8	11	1	0
Jeffers, Patrick	1999-2001	2	16	8.0	23	0	0
Peete, Rodney	2002-2004	23	13	0.6	10	0	0
Hoard, Leroy	1996	5	11	2.2	5	0	0
Stone, Dwight	1995-1998	2	9	4.5	6	0	0
Lyle, Matt	2001	2	8	4.0	4	0	0

CAREER LEADERS

RUSHING YARDS

	Years	Rsh	Yds	Avg	Long	TDs	100-yd. gms.
Colbert, Kerry	2004-2006	1	6	6.0	6	0	0
Johnson, Keyshawn	2006	1	4	4.0	4	1	0
Carruth, Rae	1997-1999	1	4	4.0	4	0	0
Reich, Frank	1995	1	3	3.0	3	0	0
Basanez, Brett	2006	1	2	2.0	2	0	0
Guliford, Eric	1995	2	2	1.0	1	0	0
Green, Willie	1995-1996	1	1	1.0	1	0	0
Proehl, Ricky	2003-2005	2	1	0.5	9	0	0
Sauerbrun, Todd	2001-2004	1	0	0.0	0	0	0
Bono, Steve	1999	2	-2	-1.0	-1	0	0
Byrd, Isaac	2000-2002	2	-2	-1.0	-2	0	0
Hankton, Karl	2000-2006	2	-4	-2.0	2	0	0
Carrier, Mark	1995-1998	3	-4	-1.3	4	0	0
Walter, Ken	1997-2000	5	-5	-1.0	-5	0	0
TOTAL		5,182	19,210	3.7	71	123	44

PASSING YARDS

	Years	Att	Cmp	Pct	Yds	TD	INT	Sk/Yds	Rtg	300yd
Delhomme, Jake	2003-2006	1,848	1,101	59.6%	13,331	89	58	107/799	84.8	8
Beuerlein, Steve	1996-2000	1,723	1,041	60.4%	12,690	86	50	191/1,109	87.7	8
Collins, Kerry	1995-1998	1,340	694	51.8%	8,306	47	54	79/515	66.0	5
Weinke, Chris	2001-2006	687	373	54.3%	3,800	14	26	41/267	61.4	2
Peete, Rodney	2002-2004	392	228	58.2%	2,652	15	14	34/212	76.6	3
Reich, Frank	1995	84	37	44.0%	441	2	2	12/100	58.7	1
Fasani, Randy	2002	44	15	34.1%	171	0	4	7/60	8.8	0
Lytle, Matt	2001	30	17	56.7%	133	1	3	3/24	39.3	0
Lewis, Jeff	1999-2000	35	18	51.4%	131	0	1	8/57	48.6	0
Trudeau, Jack	1995	17	11	64.7%	100	0	3	2/8	40.9	0
Basanez, Brett	2006	11	6	54.5%	56	0	1	0/0	30.9	0
Guliford, Eric	1995	2	1	50.0%	46	0	1	0/0	56.3	0
Craig, Dameyune	2001	8	4	50.0%	34	0	0	2/15	61.5	0
Walter, Ken	1997-2000	2	0	0.0%	0	0	0	0/0	39.6	0
Sauerbrun, Todd	2001-2004	1	0	0.0%	0	0	0	0/0	39.6	0
Smith, Steve	2001-2004	1	0	0.0%	0	0	0	0/0	39.6	0
Proehl, Ricky	2003-2004	1	0	0.0%	0	0	0	0/0	39.6	0
Bono, Steve	1999	1	0	0.0%	0	0	0	0/0	39.6	0
Workman, Vince	1995	1	0	0.0%	0	0	0	0/0	39.6	0
Huntley, Richard	2001	1	0	0.0%	0	0	0	1/0	39.6	0
Johnson, Keyshawn	2006	1	0	0.0%	0	0	1	0/0	0.0	0
Foster, DeShaun	2002-2005	1	0	0.0%	0	0	0	0/0	39.6	0
Brown, Dee	2001-2002	1	0	0.0%	0	0	1	0/0	0.0	0
Floyd, William	1998-2000	1	0	0.0%	0	0	1	0/0	0.0	0
TOTAL		6,233	3,546	56.9%	41,891	254	220	487/3,166	76.4	27

SCORING

	Years	TD	TDr	TDp	TDrt	FG	PAT	2pt.	S	Pts
Kasay, John	1995-2006	0	0	0	0	252	307	0	0	1063
Muhammad, Muhsin	1996-2004	44	0	44	0	0	0	2	0	268
Walls, Wesley	1996-2002	44	0	44	0	0	0	0	0	264
Smith, Steve	2001-2006	38	2	30	6	0	0	0	0	228
Davis, Stephen	2003-2005	20	20	0	0	0	0	0	0	120
Biakabutuka, Tshimanga	1996-2001	17	14	3	0	0	0	0	0	102
Nedney, Joe	2000	0	0	0	0	26	20	0	0	98
Lane, Fred	1997-1999	13	13	0	0	0	0	0	0	78
Carrier, Mark	1995-1998	13	0	13	0	0	0	0	0	78
Jeffers, Patrick	1999-2001	12	0	12	0	0	0	0	0	72
Ismail, Raghib	1996-1998	11	1	10	0	0	0	0	0	66
Graham, Shayne	2002	0	0	0	0	13	21	0	0	60
Foster, DeShaun	2002-2006	10	7	3	0	0	0	0	0	60
Johnson, Anthony	1995-1999	9	7	2	0	0	0	1	0	56
Goings, Nick	2001-2006	9	6	3	0	0	0	1	0	56
Floyd, William	1998-2000	9	7	2	0	0	0	0	0	54
Green, Willie	1995-1996	9	0	9	0	0	0	0	0	54
Mangum, Kris	1997-2006	9	0	9	0	0	0	0	0	54
Proehl, Ricky	2003-2005	8	0	8	0	0	0	0	0	48
Cunningham, Richie	1999-2000	0	0	0	0	8	22	0	0	46
Colbert, Keary	2004-2006	7	0	7	0	0	0	1	0	44
Hayes, Donald	1998-2001	7	0	7	0	0	0	0	0	42

SCORING	Years	TD	TDr	TDp	TDrt	FG	PAT	2pt.	S	Pts
Smith, Lamar	2002	7	7	0	0	0	0	0	0	42
Hoover, Brad	2000-2006	7	2	5	0	0	0	0	0	42
Weinke, Chris	2001-2006	6	6	0	0	0	0	0	0	36
Bates, Michael	1996-2000	5	0	0	5	0	0	0	0	30
Brown, Dee	2002	5	4	1	0	0	0	0	0	30
Johnson, Keyshawn	2006	5	1	4	0	0	0	0	0	30
Collins, Kerry	1995-1998	4	4	0	0	0	0	2	0	28
Moore, Derrick	1995	4	4	0	0	0	0	0	0	24
Griffith, Howard	1995-1996	4	2	2	0	0	0	0	0	24
Carruth, Rae	1997-1999	4	0	4	0	0	0	0	0	24
Byrd, Isaac	2000-2002	4	0	4	0	0	0	0	0	24
Minter, Mike	1997-2006	4	0	0	4	0	0	0	0	24
Carter, Drew	2004-2006	4	0	4	0	0	0	0	0	24
Beuerlein, Steve	1996-2000	3	3	0	0	0	0	1	0	20
Hetherington, Chris	1999-2001	3	2	1	0	0	0	0	0	18
Greene, Scott	1996-1997	3	1	2	0	0	0	0	0	18
Metzelaars, Pete	1995	3	0	3	0	0	0	0	0	18
Huntley, Richard	2001	3	2	1	0	0	0	0	0	18
Delhomme, Jake	2003-2006	3	3	0	0	0	0	0	0	18
Seidman, Mike	2003-2006	2	0	2	0	0	0	1	0	14
Davis, Eric	1996-2000	2	0	0	2	0	0	0	0	12
Gulford, Eric	1995	2	0	1	1	0	0	0	0	12
Mills, Sam	1995-1997	2	0	0	2	0	0	0	0	12
Kinchen, Brian	1999-2000	2	0	2	0	0	0	0	0	12
Evans, Doug	1998-2001	2	0	0	2	0	0	0	0	12
Crawford, Casey	2000-2001	2	0	1	1	0	0	0	0	12
Wiggins, Jermaine	2002	2	0	2	0	0	0	0	0	12
Peppers, Julius	2002-2006	2	0	0	2	0	0	0	0	12
Gaines, Michael	2004-2006	2	2	0	0	0	0	0	0	12
Manning, Ricky	2003-2005	2	0	0	2	0	0	0	0	12
Williams, DeAngelo	2006	2	1	1	0	0	0	0	0	12
Christian, Bob	1995-1996	1	0	1	0	0	0	2	0	8
Chandler, Jeff	2004	0	0	0	0	0	8	0	0	8
Sauerbrun, Todd	2001-2004	0	0	0	0	1	4	0	0	7
King, Jeff	2006	1	0	1	0	0	0	0	0	6
Marshall, Richard	2006	1	0	0	1	0	0	0	0	6
Gardner, Rod	2005	1	0	1	0	0	0	0	0	6
Bennett, Brandon	2004	1	1	0	0	0	0	0	0	6
Smart, Rod	2002-2005	1	0	0	1	0	0	0	0	6
Wallace, Al	2002-2006	1	0	0	1	0	0	0	0	6
Philyaw, Dino	1995-1996	1	1	0	0	0	0	0	0	6
Workman, Vince	1995	1	1	0	0	0	0	0	0	6
Robertson, Jamal	2004-2005	1	1	0	0	0	0	0	0	6
Hitchcock, Jimmy	2000-2001	1	0	0	1	0	0	0	0	6
Stone, Dwight	1995-1998	1	0	0	1	0	0	0	1	6
Uwaezuoke, Iheanyi	2000	1	0	0	1	0	0	0	0	6
Anderson, Rashard	2000-2001	1	0	0	1	0	0	0	0	6
Beebe, Don	1995	1	0	1	0	0	0	0	0	6
Broughton, Luther	1997-1998	1	0	1	0	0	0	0	0	6
Greene, Kevin	1996, 1998-1999	1	0	0	1	0	0	0	0	6
King, Shawn	1996-1998	1	0	0	1	0	0	0	0	6
Witherspoon, Will	2002-2005	1	0	0	1	0	0	0	0	6
Gamble, Chris	2004-2006	1	0	0	1	0	0	0	0	6
Kragen, Greg	1995-1997	1	0	0	1	0	0	0	0	6
McKyer, Tim	1995	1	0	0	1	0	0	0	0	6
Mills, Ernie	1997	1	0	1	0	0	0	0	0	6
Oliver, Winslow	1996-1998	1	0	0	1	0	0	0	0	6
Hilbert, Jon	2002	0	0	0	0	0	3	0	0	3
Rasby, Walter	1995-1997	0	0	0	0	0	0	1	0	2
TOTALS		418	125	252	41	300	385	12	1	3815

CAREER LEADERS

INTERCEPTIONS	Years	INTS	YDS	AVG	LONG	TDS
Davis, Eric	1996-2000	25	228	9.1	56t	2
Minter, Mike	1997-2006	17	421	24.8	62	4
Gamble, Chris	2004-2006	16	203	13.0	61t	2
Evans, Doug	1998-2001	14	162	11.6	49	1
Grant, Deon	2000-2003	11	137	12.5	43	0
Manning, Ricky	2003-2005	9	99	11.0	30	1
Lucas, Ken	2005-2006	9	83	9.2	32	0
Maxie, Brett	1995-1996	7	94	13.4	49	0
Witherspoon, Will	2002-2005	7	93	13.3	35	1
Cota, Chad	1995-1997	7	91	13.0	35	0
Mills, Sam	1995-1997	7	86	12.3	36t	1
Hitchcock, Jimmy	2000-2001	6	181	30.2	88t	1
Terrell, Pat	1995-1997	6	39	6.5	21	0
Morgan, Dan	2001-2006	5	56	11.2	22	0
Pool, Tyrone	1995-1997	5	43	8.6	35	0
Howard, Reggie	2001-2003	5	37	7.4	16	0
Wallace, Al	2002-2006	4	96	24.0	53	0
Branch, Colin	2003-2006	4	79	19.8	76	0
Peppers, Julius	2002-2006	3	164	54.7	97	1
McKyer, Tim	1995	3	99	33.0	96t	1
McCree, Marlon	2005	3	73	24.3	46	0
Marshall, Richard	2006	3	59	19.7	30	1
Brady, Jeff	1998	3	42	14.0	26	0
Cook, Toi	1996-1997	3	28	9.3	22	0
Fields, Mark	2002-2004	2	51	25.5	30	0
Buckner, Brentson	2001-2005	2	37	18.5	29	0
Greene, Kevin	1996, 1998-1999	2	18	9.0	18	0
Alexander, Brent	1998-1999	2	18	9.0	18	0
Wells, Dean	1999-2001	2	15	7.5	14	0
McDaniel, Emmanuel	2002	2	13	6.5	13	0
Cousin, Terry	2002	2	4	2.0	4	0
Gilbert, Sean	1998-2002	2	4	2.0	4	0
Williams, Shawn	2006	2	1	0.5	1	0
Smith, Rod	1995-1996, 1997-1998	1	43	43.0	43	0
Lofton, Steve	1995-1996, 1998-1999	1	42	42.0	42	0
McDowell, Bubba	1995	1	33	33.0	33	0
Kragen, Greg	1995-1997	1	29	29.0	29	0
Richardson, Damien	1998-2004	1	27	27.0	27	0
Veland, Tony	1998	1	24	24.0	24	0
Allen, Brian	2002-2004	1	21	21.0	21	0
Moorehead, Kindal	2003-2006	1	17	17.0	17	1
Burton, Shane	2002-2003	1	10	10.0	10	0
Barrow, Micheal	1997-1999	1	10	10.0	10	0
Hawkins, Artrell	2004	1	9	9.0	9	0
Morton, Christian	2006	1	8	8.0	8	0
McGill, Lenny	1998	1	6	6.0	6	0
Lloyd, Greg	1998	1	3	3.0	3	0
King, Shawn	1995-1998	1	1	1.0	1	0
Lathon, Lamar	1995-1998	1	1	1.0	1	0
Rucker, Mike	1999-2006	1	0	0.0	0	0
Williams, Jay	2000-2002	1	0	0.0	0	0
Towns, Lester	2000-2003	1	0	0.0	0	0
Robinson, Eugene	2000	1	0	0.0	0	0
Woodall, Lee	2000	1	0	0.0	0	0
Navies, Hannibal	2000-2002	1	0	0.0	0	0
Anderson, Rashard	2000-2001	1	0	0.0	0	0
Pieri, Damon	1995-1997	1	0	0.0	0	0
TOTAL		224	3,138	14.0	101	17

TEAM-BY-TEAM RESULTS

ARIZONA CARDINALS (4-2)

11/19/95	.. ARIZONA (at Clemson)	.. W	.. 27-7
12/30/01	.. ARIZONA	.. L	.. 7-30
10/06/02	.. ARIZONA	.. L	.. 13-16
12/14/03	.. at Arizona	.. W	.. 20-17
11/21/04	.. ARIZONA	.. W	.. 35-10
10/09/05	.. at Arizona	.. W	.. 24-20

ATLANTA FALCONS (9-15)

09/03/95	.. at Atlanta	.. L	.. OT .. 20-23
12/17/95	.. ATLANTA (at Clemson)	.. W	.. 21-17
09/01/96	.. ATLANTA	.. W	.. 29-6
11/03/96	.. at Atlanta	.. L	.. 17-20
09/07/97	.. at Atlanta	.. W	.. 9-6
10/26/97	.. ATLANTA	.. W	.. 21-12
09/06/98	.. ATLANTA	.. L	.. 14-19
10/04/98	.. at Atlanta	.. L	.. 23-51
10/31/99	.. at Atlanta	.. L	.. 20-27
11/28/99	.. ATLANTA	.. W	.. 34-28
09/17/00	.. ATLANTA	.. L	.. 10-15
10/29/00	.. at Atlanta	.. L	.. 12-13
09/23/01	.. at Atlanta	.. L	.. 16-24
11/25/01	.. ATLANTA	.. L	.. 7-10
10/20/02	.. at Atlanta	.. L	.. 0-30
11/24/02	.. ATLANTA	.. L	.. 0-41
09/28/03	.. ATLANTA	.. W	.. 23-3
12/07/03	.. at Atlanta	.. L	.. OT .. 14-20
10/03/04	.. ATLANTA	.. L	.. 10-27
12/18/04	.. at Atlanta	.. L	.. OT .. 31-34
12/04/05	.. ATLANTA	.. W	.. 24-6
01/01/06	.. at Atlanta	.. W	.. 44-11
09/10/06	.. ATLANTA	.. L	.. 6-20
12/24/06	.. at Atlanta	.. W	.. 10-3

BALTIMORE RAVENS (3-0)

12/15/96	.. BALTIMORE	.. W	.. 27-16
09/08/02	.. BALTIMORE	.. W	.. 10-7
10/15/06	.. at Baltimore	.. W	.. 23-21

BUFFALO BILLS (1-3)

09/10/95	.. at Buffalo	.. L	.. 9-31
10/25/98	.. BUFFALO	.. L	.. 14-30
12/09/01	.. at Buffalo	.. L	.. 24-25
11/27/05	.. at Buffalo	.. W	.. 13-9

CHICAGO BEARS (2-2)

10/08/95	.. at Chicago	.. L	.. 27-31
12/22/02	.. CHICAGO	.. W	.. 24-14
11/20/05	.. at Chicago	.. L	.. 3-13
01/15/06	.. at Chicago (post-season)	.. W	.. 29-21

CINCINNATI BENGALS (2-1)

09/26/99	.. CINCINNATI	.. W	.. 27-3
12/08/02	.. CINCINNATI	.. W	.. 52-31
10/22/06	.. at Cincinnati	.. L	.. 14-17

CLEVELAND BROWNS (3-0)

11/21/99	.. at Cleveland	.. W	.. 31-17
12/01/02	.. at Cleveland	.. W	.. 13-6
10/08/06	.. CLEVELAND	.. W	.. 20-12

DALLAS COWBOYS (3-6)

01/05/97	.. DALLAS (post-season)	.. W	.. 26-17
12/08/97	.. at Dallas (MNF)	.. W	.. 23-13
10/11/98	.. at Dallas	.. L	.. 20-27
10/01/00	.. DALLAS	.. L	.. OT .. 13-16

10/13/02	.. at Dallas	.. L	.. 13-14
11/23/03	.. at Dallas	.. L	.. 20-24
01/03/04	.. DALLAS (post-season)	.. W	.. 29-10
12/24/05	.. DALLAS	.. L	.. 20-24
10/29/06	.. DALLAS	.. L	.. 14-35

DENVER BRONCOS (0-2)

11/09/97	.. at Denver	.. L	.. 0-34
10/10/04	.. at Denver	.. L	.. 17-20

DETROIT LIONS (3-1)

10/24/99	.. DETROIT	.. L	.. 9-24
09/15/02	.. DETROIT	.. W	.. 31-7
12/21/03	.. DETROIT	.. W	.. 20-14
10/16/05	.. at Detroit	.. W	.. 21-20

GREEN BAY PACKERS (3-6)

01/12/97	.. at Green Bay (post-season)	.. L	.. 13-30
12/14/97	.. GREEN BAY	.. L	.. 10-31
09/27/98	.. GREEN BAY	.. L	.. 30-37
12/12/99	.. at Green Bay	.. W	.. 33-31
11/27/00	.. GREEN BAY	.. W	.. 31-14
09/30/01	.. GREEN BAY	.. L	.. 7-28
09/29/02	.. at Green Bay	.. L	.. 14-17
09/13/04	.. GREEN BAY (MNF)	.. L	.. 14-24
10/03/05	.. GREEN BAY (MNF)	.. W	.. 32-29

HOUSTON TEXANS (0-1)

11/02/03	.. at Houston	.. L	.. 10-14
----------	---------------	------	----------

INDIANAPOLIS COLTS (3-0)

12/03/95	.. INDIANAPOLIS (at Clemson)	.. W	.. 13-10
12/27/98	.. at Indianapolis	.. W	.. 27-19
10/12/03	.. at Indianapolis	.. W	.. OT .. 23-20

JACKSONVILLE JAGUARS (1-2)

09/29/96	.. at Jacksonville	.. L	.. 14-24
09/19/99	.. JACKSONVILLE	.. L	.. 20-22
09/07/03	.. JACKSONVILLE	.. W	.. 24-23

KANSAS CITY CHIEFS (1-2)

09/21/97	.. KANSAS CITY	.. L	.. 14-35
12/10/00	.. at Kansas City	.. L	.. 14-15
09/19/04	.. at Kansas City	.. W	.. 28-17

MIAMI DOLPHINS (0-3)

11/15/98	.. MIAMI	.. L	.. 9-13
11/04/01	.. at Miami	.. L	.. 6-23
09/25/05	.. at Miami	.. L	.. 24-27

MINNESOTA VIKINGS (3-4)

10/06/96	.. at Minnesota	.. L	.. 12-14
10/12/97	.. at Minnesota	.. L	.. 14-21
11/19/00	.. at Minnesota	.. L	.. 17-31
09/09/01	.. at Minnesota	.. W	.. 24-13
09/22/02	.. at Minnesota	.. W	.. 21-14
10/30/05	.. MINNESOTA	.. W	.. 38-13
09/17/06	.. at Minnesota	.. L	.. OT .. 13-16

NEW ENGLAND PATRIOTS (2-2)

10/29/95	.. at New England	.. W	.. OT .. 20-17
01/06/02	.. NEW ENGLAND	.. L	.. 6-38
02/01/04	.. at New England (post-season)	.. L	.. 29-32
09/18/05	.. NEW ENGLAND	.. W	.. 27-17

NEW ORLEANS SAINTS (13-11)

10/22/95	NEW ORLEANS	W	20-3
11/26/95	at New Orleans	L	26-34
09/08/96	at New Orleans	W	22-20
10/20/96	NEW ORLEANS	W	19-7
10/19/97	at New Orleans	W	13-0
11/30/97	NEW ORLEANS	L	13-16
09/13/98	at New Orleans	L	14-19
11/01/98	NEW ORLEANS	W	31-17
09/12/99	at New Orleans	L	10-19
01/02/00	NEW ORLEANS	W	45-13
10/15/00	at New Orleans	L	6-24
11/12/00	NEW ORLEANS	L	10-20
10/14/01	NEW ORLEANS	L	25-27
12/02/01	at New Orleans	L	23-27
11/10/02	NEW ORLEANS	L	24-34
12/29/02	at New Orleans	W	10-6
10/05/03	NEW ORLEANS	W	19-13
10/26/03	at New Orleans	W OT	23-20
12/05/04	at New Orleans	W	32-21
01/02/05	NEW ORLEANS	L	18-21
09/11/05	NEW ORLEANS	L	20-23
12/18/05	at New Orleans (at LSU)	W	27-10
10/01/06	NEW ORLEANS	W	21-18
12/31/06	at New Orleans	W	31-21

NEW YORK GIANTS (3-1)

11/10/96	NY GIANTS	W	27-17
12/28/03	at NY Giants	W	37-24
01/08/06	at NY Giants (post-season)	W	23-0
12/10/06	NY GIANTS	L	13-27

NEW YORK JETS (2-2)

10/15/95	NEW YORK JETS	W	26-15
11/29/98	at New York Jets	L	21-48
10/28/01	NEW YORK JETS	L	12-13
11/13/05	NEW YORK JETS	W	30-3

OAKLAND RAIDERS (1-2)

11/02/97	OAKLAND	W	38-14
12/24/00	at Oakland	L	9-52
11/07/04	OAKLAND	L	24-27

PHILADELPHIA EAGLES (2-4)

10/27/96	at Philadelphia	L	9-20
11/07/99	PHILADELPHIA	W	33-7
11/30/03	PHILADELPHIA	L	16-25
01/18/04	at Philadelphia (post-season)	W	14-3
10/17/04	at Philadelphia	L	8-30
12/04/06	at Philadelphia	L	24-27

PITTSBURGH STEELERS (1-3)

12/22/96	PITTSBURGH	W	18-14
12/26/99	at Pittsburgh	L	20-30
12/15/02	at Pittsburgh	L	14-30
12/17/06	PITTSBURGH	L	3-37

ST. LOUIS RAMS (10-7)

09/17/95	ST. LOUIS (at Clemson)	L	10-31
11/12/95	at St. Louis	L	17-28
10/13/96	ST. LOUIS	W	45-13
11/17/96	at St. Louis	W	20-10
11/23/97	at St. Louis	W	16-10
12/20/97	ST. LOUIS	L	18-30
11/22/98	at St. Louis	W	24-20
12/20/98	ST. LOUIS	W	20-13
11/14/99	at St. Louis	L	10-35
12/05/99	ST. LOUIS	L	21-34

11/05/00	at St. Louis	W	27-24
12/03/00	ST. LOUIS	W	16-3
11/11/01	at St. Louis	L	14-48
12/23/01	ST. LOUIS	L	32-38
01/10/04	at St. Louis (post-season)	W OT	29-23
12/12/04	ST. LOUIS	W	20-7
11/19/06	ST. LOUIS	W	15-0

SAN DIEGO CHARGERS (2-1)

09/14/97	at San Diego	W	26-7
12/17/00	SAN DIEGO	W	30-22
10/24/04	SAN DIEGO	L	6-17

SAN FRANCISCO 49ERS (8-7)

11/05/95	at San Francisco	W	13-7
12/10/95	SAN FRANCISCO	L	10-31
09/22/96	SAN FRANCISCO	W	23-7
12/08/96	at San Francisco	W	30-24
09/29/97	SAN FRANCISCO (MNF)	L	21-34
11/16/97	at San Francisco	L	19-27
11/08/98	at San Francisco	L	23-25
12/16/98	SAN FRANCISCO	L OT	28-31
10/17/99	at San Francisco	W	31-29
12/18/99	SAN FRANCISCO	W	41-24
09/10/00	at San Francisco	W	38-22
10/22/00	SAN FRANCISCO	W	34-16
10/07/01	at San Francisco	L	14-24
11/18/01	SAN FRANCISCO	L OT	22-25
11/14/04	at San Francisco	W	37-27

SEATTLE SEAHAWKS (1-2)

10/08/00	SEATTLE	W	26-3
10/31/04	at Seattle	L	17-23
01/22/06	at Seattle (post-season)	L	14-34

TAMPA BAY BUCCANERS (8-5)

10/01/95	TAMPA BAY	L	13-20
12/01/96	TAMPA BAY	W	24-0
10/18/98	at Tampa Bay	L	13-16
10/27/02	TAMPA BAY	L	9-12
11/17/02	at Tampa Bay	L	10-23
09/14/03	at Tampa Bay	W OT	12-9
11/09/03	TAMPA BAY	W	27-24
11/28/04	TAMPA BAY	W	21-14
12/26/04	at Tampa Bay	W	37-20
11/06/05	at Tampa Bay	W	34-14
12/11/05	TAMPA BAY	L	10-20
09/24/06	at Tampa Bay	W	26-24
11/13/06	TAMPA BAY	W	24-10

TENNESSEE TITANS (1-1)

11/24/96	at Houston	W	31-6
10/19/03	TENNESSEE	L	17-37

WASHINGTON REDSKINS (1-7)

12/24/95	at Washington	L	17-20
08/31/97	WASHINGTON	L	10-24
12/13/98	WASHINGTON	L	25-28
10/03/99	at Washington	L	36-38
09/03/00	at Washington	L	17-20
10/21/01	at Washington	L OT	14-17
11/16/03	WASHINGTON	W	20-17
11/26/06	at Washington	L	13-17

THE LAST TIME

400 YARDS TOTAL OFFENSE

- By Panthers: 463 New York Giants 12/10/06
Playoffs: 434 at Chicago 01/15/06
- By Opponents: 402 at Philadelphia 12/04/06
Playoffs: 481 at New England 02/01/04

200 YARDS RUSHING OFFENSE

- By Panthers: 242 St. Louis 11/19/06
Playoffs: 223 at New York Giants 01/08/06
- By Opponents: 252 Atlanta 09/10/06
Playoffs: 201 at Green Bay 01/12/97

300 YARDS PASSING IN A GAME BY A PLAYER

- By Panthers: 423, Chris Weinke vs New York Giants 12/10/06
Playoffs: 319, Jake Delhomme at Chicago 01/15/06
- By Opponents: 312, Jeff Garcia at Philadelphia 12/04/06
Playoffs: 354, Tom Brady at New England 02/01/04

400 YARDS PASSING IN A GAME BY A PLAYER

- By Panthers: 423, Chris Weinke vs New York Giants 12/10/06
Playoffs: Has never happened
- By Opponents: 431, Trent Green at St. Louis 11/05/00
Playoffs: Has never happened

3 TOUCHDOWN PASSES IN A GAME BY A PLAYER

- By Panthers: Jake Delhomme at Philadelphia 12/04/06
Playoffs: Jake Delhomme at Chicago 01/15/06
- By Opponents: Eli Manning, New York 12/10/06
Playoffs: Tom Brady at New England 02/01/04

4 TOUCHDOWN PASSES IN A GAME BY A PLAYER

- By Panthers: Jake Delhomme at Tampa Bay 12/26/04
Playoffs: Has never happened
- By Opponents: Brett Favre at Carolina 10/03/05
Playoffs: Has never happened

5 TOUCHDOWN PASSES IN A GAME BY A PLAYER

- By Panthers: Has never happened
Playoffs: Has never happened
- By Opponents: Rich Gannon at Oakland 12/24/00
Playoffs: Has never happened

100 YARDS RECEIVING IN A GAME BY A PLAYER

- By Panthers: 144, Drew Carter, NY Giants 12/10/06
Playoffs: 218, Steve Smith at Chicago 01/15/06
- By Opponents: 111, Donte Stallworth at Philadelphia 12/04/06
Playoffs: 143, Deion Branch at New England 02/01/04

200 YARDS RECEIVING IN A GAME BY A PLAYER

- By Panthers: 201, Steve Smith vs Minnesota 10/30/05
Playoffs: 218, Steve Smith at Chicago 01/15/06
- By Opponents: 208, Rod Gardner at Washington 10/21/01
Playoffs: Has never happened

100 YARDS RECEIVING IN A GAME BY TWO PLAYERS

- By Panthers: 108, Muhsin Muhammad and 100, Keary Colbert at Seattle 10/31/04
Playoffs: 135, Steve Smith and 103, Muhsin Muhammad vs Dallas 01/03/04
- By Opponents: 162 Anquan Boldin, 136 Larry Fitzgerald at Arizona 10/09/05
Playoffs: Has never happened

100 YARDS RECEIVING IN A GAME BY TWO PLAYERS AND 100 YARDS RUSHING BY A PLAYER

- By Panthers: Has never happened
Playoffs: 135, Steve Smith and 103, Muhsin Muhammad and 104, Stephen Davis vs Dallas 01/03/04
- By Opponents: Has never happened
Playoffs: Has never happened

100 YARDS RECEIVING IN A GAME BY TWO PLAYERS, 100 YARDS RUSHING BY A PLAYER AND 300 YARDS PASSING BY A PLAYER IN A GAME

- By Panthers: Has never happened
Playoffs: Has never happened
- By Opponents: Chris Carter (138) and Randy Moss (106) receiving; Robert Smith (103) rushing; and Daunte Culpepper (357) passing at Minnesota 11/19/00
Playoffs: Has never happened

3 TOUCHDOWN RECEPTIONS IN A GAME BY A PLAYER

- By Panthers: Steve Smith at Miami 09/25/05
Playoffs: Has never happened
- By Opponents: Derrick Mayes, Green Bay 09/27/98
Playoffs: Has never happened

100 YARDS RUSHING IN A GAME BY A PLAYER

- By Panthers: 102, DeShaun Foster at Atlanta 12/24/06
Playoffs: 151, DeShaun Foster at NY Giants 01/08/06
- By Opponents: 132, Willie Parker, Pittsburgh 12/17/06
Playoffs: 132, Shaun Alexander, Seattle 01/22/06

200 YARDS RUSHING IN A GAME BY A PLAYER

- By Panthers: Has never happened
Playoffs: Has never happened
- By Opponents: 202, Marshall Faulk, St. Louis 12/23/01
Playoffs: Has never happened

3 TOUCHDOWNS RUSHING IN A GAME BY A PLAYER

- By Panthers: Stephen Davis, New England 09/18/05
Playoffs: Has never happened
- By Opponents: Has never happened
Playoffs: Has never happened

2 INTERCEPTIONS IN A GAME BY A PLAYER

- By Panthers: Ken Lucas vs. New York Jets 11/13/05
Playoffs: Marlon McCree at New York Giants 1/8/06
- By Opponents: Gibril Wilson, New York Giants 12/10/06
Playoffs: Has never happened

3 INTERCEPTIONS IN A GAME BY A PLAYER

- By Panthers: Deon Grant at Minnesota 09/22/02
Playoffs: Ricky Manning at Philadelphia 01/18/04
- By Opponents: Has never happened
Playoffs: Has never happened

2 INTERCEPTIONS IN A GAME BY TWO PLAYERS

- By Panthers: Ricky Manning Jr. and Dan Morgan vs. St. Louis 12/12/04
Playoffs: Has never happened
- By Opponents: Has never happened
Playoffs: Has never happened

3 OR MORE SACKS IN A GAME BY A PLAYER

- By Panthers: 3, Julius Peppers, Tampa Bay 11/13/06
Playoffs: Has never happened
- By Opponents: 3, DeMarcus Ware, Dallas 12/24/05
Playoffs: Has never happened

PUNT RETURNED FOR A TOUCHDOWN IN A GAME BY A PLAYER

- By Panthers: 53, Steve Smith at New York Giants 12/28/03
Playoffs: 59, Steve Smith at Seattle 01/22/06
- By Opponents: 65, Santonio Holmes, Pittsburgh 12/17/06
Playoffs: Has never happened

2 PUNTS RETURNED FOR A TOUCHDOWN IN A GAME BY A PLAYER

By Panthers: 87, 61 Steve Smith vs Cincinnati 12/08/02
 Playoffs: Has never happened
 By Opponents: 82, 75 Darrien Gordon at Denver 11/09/97
 Playoffs: Has never happened

KICKOFF RETURNED FOR A TOUCHDOWN IN A GAME BY A PLAYER

By Panthers: 100, Rod Smart vs New Orleans 10/05/03
 Playoffs: Has never happened
 By Opponents: 93, Tim Dwight at Atlanta 10/04/98
 Playoffs: Has never happened

INTERCEPTION RETURNED FOR A TOUCHDOWN IN A GAME BY A PLAYER

By Panthers: Chris Gamble (18) at New Orleans 12/31/06
 Playoffs: Has never happened
 By Opponents: Kenoy Kennedy (64), Boss Bailey (34) at Detroit 10/16/05
 Playoffs: Has never happened

FUMBLE RETURNED FOR A TOUCHDOWN IN A GAME BY A PLAYER

By Panthers: Julius Peppers (60) at Atlanta 12/18/04
 Playoffs: Has never happened
 By Opponents: Kevin Washington (0) at New York Giants 12/28/03
 Playoffs: Has never happened

TWO DEFENSIVE RETURNS FOR TOUCHDOWN IN A GAME

By Panthers: Has never happened
 Playoffs: Has never happened
 By Opponents: Kenoy Kennedy 64-yard interception return, Boss Bailey 34-yard interception return, at Detroit 10/16/05
 Playoffs: Has never happened

PUNT BLOCKED

By Panthers: Karl Hankton at Tampa Bay 12/26/04
 Playoffs: Has never happened
 By Opponents: James Harrison, Pittsburgh 12/17/06
 Playoffs: Has never happened

PUNT BLOCKED FOR A TOUCHDOWN

By Panthers: Michael Bates blocks Matt Turk recovered by Dwight Stone in end zone vs Washington 12/13/98
 Playoffs: Has never happened
 By Opponents: Jaime Henderson blocks Todd Sauerbrun returned for touchdown by Chris Hayes, New York Jets 10/28/01
 Playoffs: Has never happened

PUNT BLOCKED FOR A SAFETY

By Panthers: Rod Smart blocks Chris Hanson punt out of end zone vs Jacksonville 09/07/03
 Playoffs: Has never happened
 By Opponents: Has never happened
 Playoffs: Has never happened

PAT KICK MISSED

By Panthers: John Kasay at Tampa Bay 12/26/04
 Playoffs: John Kasay at Chicago 01/15/06
 By Opponents: Jay Feely, Atlanta 11/24/02
 Playoffs: Has never happened

PAT KICK BLOCKED

By Panthers: Kris Jenkins blocks Martin Gramatica kick at Tampa Bay 09/14/03
 Playoffs: Has never happened
 By Opponents: Cullen Jenkins blocks John Kasay kick vs Green Bay 10/03/05
 Playoffs: Has never happened

SAFETY SCORED

By Panthers: Marc Bulger sacked in the end zone by Mike Rucker, St. Louis 11/19/06
 Playoffs: Has never happened
 By Opponents: Steve Beuerlein sacked in the end zone by Al Fontenot, San Diego 12/17/00
 Playoffs: Ball snapped over Rohn Stark's head out of end zone, Dallas 01/05/97

FIELD GOAL BLOCKED

By Panthers: Julius Peppers blocks Ryan Longwell's 51-yard field goal at Minnesota 09/17/06
 Playoffs: Shane Burton blocks Adam Vinatieri 36-yard field goal at New England 02/01/04
 By Opponents: Shaun Rogers blocks John Kasay 52-yard field goal at Detroit 10/16/05
 Playoffs: Has never happened

BLOCKED FIELD GOAL RETURNED FOR TOUCHDOWN

By Panthers: Doug Evans returns John Carney 37-yard field goal 54 yards vs San Diego 12/17/00 (kick blocked by Jay Williams)
 Playoffs: Has never happened
 By Opponents: Aeneas Williams returns John Kasay 37-yard field goal 72 yards, Arizona 11/19/95 (kick blocked by Seth Joyner)
 Playoffs: Has never happened

TWO POINT ATTEMPT MADE

By Panthers: Jake Delhomme pass to Mike Seidman vs. New Orleans 01/02/05
 Playoffs: Has never happened
 By Opponents: Tony Romo pass to Terrell Owens vs. Dallas 10/29/06
 Playoffs: Kevin Faulk run at New England 02/01/04

TWO POINT ATTEMPT FAILED

By Panthers: Jake Delhomme pass incomplete vs Green Bay 10/03/05
 Playoffs: Jake Delhomme pass to Kevin Dyson failed at New England 02/01/04
 By Opponents: Moe Williams run attempt failed, Minnesota 10/30/05
 Playoffs: Troy Aikman pass incomplete, Dallas 01/05/97

40 POINTS SCORED IN A GAME

By Panthers: 44, at Atlanta 01/01/06
 Playoffs: Has never happened
 By Opponents: 41, Atlanta 11/24/02
 Playoffs: Has never happened

50 POINTS SCORED IN A GAME

By Panthers: 52 vs Cincinnati 12/08/02
 Playoffs: Has never happened
 By Opponents: 52 at Oakland 12/24/00
 Playoffs: Has never happened

SHUTOUT SCORED IN A GAME

By Panthers: 15-0, St. Louis 11/19/06
 Playoffs: 23-0 at New York Giants 01/08/06
 By Opponents: 41-0, Atlanta 11/24/02
 Playoffs: Has never happened

NFC DIVISIONAL PLAYOFFS

CAROLINA 26, DALLAS 17

January 5, 1997 - Ericsson Stadium - Charlotte



WEATHER: Partly Cloudy, 67°, Wind SW 15 mph - **ATTENDANCE:** 72,808 - **TIME:** 2:58

In the first playoff game in team history, the Carolina Panthers stuck to a formula that had worked all season, using an opportunistic offense, a Sam Mills led defense, solid special teams and an uplifting record-sized crowd to defeat the defending Super Bowl Champion Dallas Cowboys 26-17.

Running back Anthony Johnson earned his sixth 100-yard game of the season behind a performance by the offensive line which did not allow quarterback Kerry Collins to be sacked all day. Collins completed a workmanlike 12 of 22 passes for 100 yards and two touchdowns and directed the team to 17 first-half points. The defense supplied a team effort with interceptions by Chad Cota, Pat Terrell and Mills and sacks by Lamar Lathon and Les Miller, while successfully executing three goal-line stands from inside their own five-yard line. Kicker John Kasay converted on all four field goal attempts.

The Cowboys took a 3-0 lead on a 22-yard field goal before a Collins pass to Walls following a 68-yard drive put the Panthers ahead 7-3. After trading touchdowns, the Cowboys got within three following a Panthers safety when a snap sailed over punter Rohn Stark's head. Cota's interception on Dallas' ensuing possession, however, set up a 24-yard Kasay field goal and a 17-11 halftime lead.

The two teams traded field goals in the third quarter and again to begin the fourth, with Chris Boniol converting twice from 21 and Kasay twice from 40. After the Panthers downed a Stark punt at the one, Terrell's interception set up a Kasay 32-yard conversion before Mills' interception and return to the one, sealed the game.

OFFICIALS

Referee — Johnny Grier (23) **Umpire** — Jim Quirk (5) **Head Linesman** — Mark Baltz (26) **Line Judge** — Jeff Bergman (32)
Field Judge — Ron Spittler (119) **Side Judge** — Ron Liebsack (76) **Back Judge** — Scott Steenson (88)

STARTING LINEUPS

Dallas Cowboys

Offense		Defense	
WR 85	K. Williams	LDE 92	T. Tolbert
LT 71	M. Tuinei	LDT 95	C. Hennings
LG 61	N. Newton	RDT 75	T. Casillas
C 53	R. Donaldson	RDE 96	S. Carver
RG 73	L. Allen	SLB 51	B. Thomas
RT 79	E. Williams	MLB 55	F. Strickland
TE 86	E. Bjornson	WLB 59	D. Smith
WR 88	M. Irvin	LCB 26	K. Smith
QB 8	T. Aikman	RCB 21	D. Sanders
FB 48	T. Johnston	SS 28	D. Woodson
RB 22	E. Smith	FS 30	G. Teague

Carolina Panthers

Offense		Defense	
WR 86	W. Green	LDE 93	M. Fox
LT 66	M. Campbell	NT 71	G. Kragen
LG 52	M. Elliott	RDE 98	G. Williams
C 65	F. Garcia	LOLB 91	K. Greene
RG 75	G. Skrepnek	LILB 51	S. Mills
RT 76	N. Garrido	RILB 54	C. Bailey
TE 85	W. Walls	ROLB 57	L. Lathon
WR 85	M. Carrier	LCB 25	E. Davis
QB 12	K. Collins	RCB 38	T. Poole
FB 30	H. Griffith	SS 39	B. Maxie
RB 23	A. Johnson	FS 40	P. Terrell

CAROLINA SUBSTITUTIONS: P 3 R. Stark, PK 4 J. Kasay, RB 20 W. Oliver, S 27 D. Pieri, CB 31 R. Smith, S 37 C. Cota, CB 41 T. Cook, FB 43 S. Greene, LB 50 D. Bickett, LB 56 M. Baker, LB 58 A. Royal, C 63 M. Rodenhauer, C 64 C. Whitley, DE 89 L. Miller, T 78 B. Brockermeyer, WR 80 D. Stone, WR 81 R. Ismail, WR 82 M. Bates, WR 87 M. Muhammad, TE 88 W. Rasby, DE 95 M. Thomas. **DID NOT PLAY:** QB 7 S. Beuerlein, CB 29 S. Lofton. **INACTIVE:** QB 11 J. Barker, CB 26 E. McDaniel, RB 32 D. Philyaw, G 67 B. Hayes, T 74 M. Dennis, TE 89 S. Tucker, NT 90 E. Philon.

	1	2	3	4	OT	TOTAL	FIELD GOALS (made() & missed)
VISITOR Dallas Cowboys	3	8	3	3	-	17	C. Boniol (22) (21) (21)
HOME Carolina Panthers	7	10	3	6	-	26	J. Kasay (24) (40) (40) (32)

Team	Qtr	Clock Time	PLAY DESCRIPTION (Extra Point) (Drive Info)	SCORE Visitor Home
COWBOYS	1	8:27	C. Boniol 22 yd. Field Goal (10-49, 4:20)	3 0
PANTHERS	1	5:28	W. Walls 1 yd. pass from K. Collins (J. Kasay kick) (6-68, 2:59)	3 7
PANTHERS	2	12:49	W. Greene 10 yd. pass from K. Collins (J. Kasay kick) (11-42, 5:59)	3 14
COWBOYS	2	4:19	D. Johnston 2 yd. pass from T. Aikman (Two-point attempt failed) (14-73, 8:30)	9 14
COWBOYS	2	3:11	R. Stark snap out of end zone, forced by TEAM for SAFETY	11 14
PANTHERS	2	0:03	J. Kasay 24 yd. Field Goal (7-21, 1:46)	11 17
COWBOYS	3	10:07	C. Boniol 21 yd. Field Goal (5-13, 2:05)	14 17
PANTHERS	3	4:58	J. Kasay 40 yd. Field Goal (10-50, 5:09)	14 20
PANTHERS	4	11:41	J. Kasay 40 yd. Field Goal (11-51, 6:44)	14 23
COWBOYS	4	5:33	C. Boniol 21 yd. Field Goal (12-78, 6:08)	17 23
PANTHERS	4	1:48	J. Kasay 32 yd. Field Goal (4-5, 0:28)	17 26

FINAL INDIVIDUAL STATISTICS

Dallas Cowboys								Carolina Panthers											
RUSHING	ATT	YDS	AVG	LG	TD			RUSHING	ATT	YDS	AVG	LG	TD						
E. Smith	22	80	3.6	25	0			A. Johnson	26	104	4.0	12	0						
D. Sanders	1	16	16.0	16	0			W. Oliver	3	11	3.7	9	0						
T. Aikman	1	0	0.0	0	0			R. Izmail	1	7	7.0	7	0						
								K. Collins	6	5	0.8	8	0						
								R. Stark	1	0	0.0	0	0						
Total	24	96	4.0	25	0			Total	37	127	3.4	12	0						
PASSING	ATT	CMP	YDS SK/YD	TD	LG	IN			PASSING	ATT	CMP	YDS SK/YD	TD	LG	IN				
T. Aikman	35	18	165 2/17	1	23	3			K. Collins	22	12	100 0/0	2	22	1				
Total	36	18	165 2/17	1	23	3			Total	22	12	100 0/0	2	22	1				
PASS RECEIVING	NO	YDS	AVG	LG	TD			PASS RECEIVING	NO	YDS	AVG	LG	TD						
K. Williams	6	88	14.8	23	0			W. Green	5	53	10.6	22	1						
D. Johnston	4	18	4.5	7	1			W. Walls	3	25	8.3	13	1						
K. Martin	3	31	10.3	13	0			A. Johnson	1	9	9.0	9	0						
E. Smith	3	-2	-0.6	3	0			M. Carrier	1	7	7.0	7	0						
M. Ivin	1	22	22.0	22	0			W. Oliver	1	5	5.0	5	0						
E. Bjornson	1	7	7.0	7	0			H. Griffith	1	1	1.0	1	0						
Total	18	165	9.2	23	1			Total	12	100	8.3	22	2						
INTERCEPTIONS	NO	YDS	AVG	LG	TD			INTERCEPTIONS	NO	YDS	AVG	LG	TD						
D. Woodson	1	0	0.0	0	0			C. Cola	1	49	49.0	49	0						
								P. Terrell	1	49	49.0	49	0						
								S. Mills	1	24	24.0	24	0						
Total	1	0	0.0	0	0			Total	3	122	40.7	49	0						
PUNTING	NO	YDS	AVG	TB	IN20	LG			PUNTING	NO	YDS	AVG	TB	IN20	LG				
J. Jett	3	153	51.0	0	1	59			R. Stark	1	39	39.0	0	1	39				
Total	3	153	51.0	0	1	59			Total	1	39	39.0	0	1	39				
PUNT RETURNS	NO	YDS	AVG	FC	LG	TD			PUNT RETURNS	NO	YDS	AVG	FC	LG	TD				
[DOWNE] Returns	1	0	0.0	0	0	0			W. Oliver	2	17	8.5	1	15	0				
	0	0	0.0	0	0	0			Returns	2	17	8.5	1	15	0				
KICKOFF RETURNS	NO	YDS	AVG	FC	LG	TD			KICKOFF RETURNS	NO	YDS	AVG	FC	LG	TD				
K. Williams	3	44	14.7	0	17	0			M. Bates	5	155	31	0	51	0				
H. Walker	2	29	14.5	0	19	0													
D. Sanders	1	28	28.0	0	28	0													
[TOUCHBACK] Returns	2	0	0.0	0	0	0													
	6	101	16.8	0	28	0			Returns	5	155	31	0	51	0				
Dallas Cowboys	Own Fumbles	Fum Rec.	Yds	TD	FF	Opp. Rec.	Yds	TD	Out Bnds	Carolina Panthers	Own Fumbles	Fum Rec.	Yds	TD	FF	Opp. Rec.	Yds	TD	Out Bnds
T. Aikman	1	0	-5	0	0	0	0	0	0	M. Rodenhauer	1	1	-37	0	0	0	0	0	0
E. Smith	0	1	0	0	0	0	0	0	0	W. Oliver	1	0	0	0	0	0	0	0	0
D. Smith	0	0	0	0	1	0	0	0	0										
D. Johnston	0	0	0	0	1	0	0	0	0										
Total	1	1	-5	0	1	0	0	0	0	Total	2	1	-37	0	0	0	0	0	0

FINAL TEAM STATISTICS

	VISITOR COWBOYS	HOME PANTHERS		VISITOR COWBOYS	HOME PANTHERS
TOTAL FIRST DOWNS	21	18	FGs - PATS Had Blocked	0-0	0-0
By Rushing	5	8	TOTAL RETURN YARDAGE (Not Including Kickoffs)	0	139
By Passing	12	7	No. and Yards Punt Returns	0-0	2-17
By Penalty	4	3	No. and Yards Kickoff Returns	6-101	5-155
THIRD DOWN EFFICIENCY	4-12-33%	4-11-36%	No. and Yards Interception Returns	1-0	3-122
FOURTH DOWN EFFICIENCY	0-0-0%	1-2-50%	PENALTIES Number and Yards	6-61	5-38
TOTAL NET YARDS	244	227	FUMBLES Number and Lost	1-0	2-1
Total Offensive Plays (inc. times thrown passing)	62	59	TOUCHDOWNS	1	2
Average gain per offensive play	3.9	3.8	Rushing	0	0
NET YARDS RUSHING	96	127	Passing	1	2
Total Rushing Plays	24	37	EXTRA POINTS Made-Attempts	0-1	2-2
Average gain per rushing play	4.0	3.4	Kicking Made-Attempts	0-0	2-2
NET YARDS PASSING	148	100	Passing Made-Attempts	0-1	0-0
Times thrown - yards lost attempting to pass	2-17	0-0	FIELD GOALS Made-Attempts	3-3	4-4
Gross yards passing	165	100	SAFETIES	1	0
PASS ATTEMPTS-COMPLETIONS-HAD INTERCEPTED	36-18-3	22-12-1	FINAL SCORE	17	26
Average gain per pass play (inc. # thrown passing)	3.9	4.5	TIME OF POSSESSION	30:37	29:23
KICKOFFS Number-In End Zone-Touchbacks	5-1-0	8-2-2			
PUNTS Number and Average	3-51	1-38			
Had Blocked	0	0			

DEFENSIVE STATISTICS (based on coaches' film review)

Player	TT	S	A	S-yds	I-yds	PD	FF	FR	Player	TT	S	A	S-yds	I-yds	PD	FF	FR
S. Mills	11	8	3	0-0	1-24	2	0	0	L. Miller	2	2	0	1-8	0-0	0	0	0
T. Poole	8	7	1	0-0	0-0	2	0	0	M. Fox	2	0	2	0-0	0-0	0	0	0
L. Lathon	8	6	2	1-0	0-0	0	0	0	C. Cola	1	1	0	0-0	1-49	1	0	0
E. Davis	5	4	1	0-0	0-0	2	0	0	R. Smith	1	1	0	0-0	0-0	0	0	0
P. Terrell	4	3	1	0-0	1-49	1	0	0	G. Williams	1	1	0	0-0	0-0	0	0	0
C. Bailey	4	0	4	0-0	0-0	0	0	0	D. Bickett	1	0	1	0-0	0-0	0	0	0
G. Kragen	3	3	0	0-0	0-0	0	0	0	K. Greene	1	0	1	0-0	0-0	0	0	0
B. Maxie	3	1	2	0-0	0-0	0	0	0	Totals	55	37	18	2-17	3-122	8	0	0

NFC CHAMPIONSHIP
GREEN BAY 30, CAROLINA 13
 January 12, 1997 - Lambeau Field - Green Bay



WEATHER: Cold and Windy, 3° Wind W 10 mph - **ATTENDANCE:** 60,216 - **TIME:** 3:04

On a day with wind chill temperatures at more than 20 below zero, the Carolina Panthers surrendered 17 second-quarter points and 479 yards of total offense to the Green Bay Packers and fell one game short of the Super Bowl, 30-13.

The Panthers got ahead early following a Sam Mills interception at the Green Bay 12, which was returned to the two. Kerry Collins found fullback Howard Griffith all alone in the end zone two plays later for a 7-0 Carolina lead.

After Brett Favre drove the Packers for their first touchdown, the Panthers replied with a John Kasay 22-yard field goal following a Lamar Lathon recovery of a Favre fumble. The Packers came back with a touchdown and a field goal before the half, however, and held a 17-10 advantage at the break.

Both teams traded field goals to open the second half before a Dorsey Levens 66-yard reception off a screen set up a Packers touchdown. A Packers fourth-quarter field goal following a Panthers fumble supplied the 30-13 margin.

Mills led the defense with 14 tackles and an interception while Collins completed 19 of 37 passes for 215 yards, with a touchdown and two interceptions. Willie Green led all Panthers in receiving with 51 yards on five receptions.

OFFICIALS

Referee — Bob McElwee (95) **Umpire** — Bob Boylston (101) **Head Linesman** — Tony Veteri (52) **Line Judge** — Ron Baynes (56)
Field Judge — Bobby Skelton (73) **Side Judge** — Dean Look (49) **Back Judge** — Al Jury (106) **Replay** — Carey (94)

STARTING LINEUPS

Carolina Panthers

Offense		Defense	
WR 86	W. Green	LDE 93	M. Fox
LT 66	M. Campbell	NT 71	G. Kragen
LG 52	M. Elliott	RDE 98	G. Williams
C 65	F. Garcia	LOLB 91	K. Greene
RG 75	G. Skrepenak	LILB 51	S. Mills
RT 76	N. Garrido	RILB 54	C. Bailey
TE 85	W. Walls	ROLB 57	L. Lathon
WR 83	M. Carrier	LCB 25	E. Davis
QB 12	K. Collins	RCB 38	T. Poole
RB 23	A. Johnson	SS 39	B. Maxie
FB 30	H. Griffith	FS 40	P. Terrell

Green Bay Packers

Offense		Defense	
WR 86	A. Freeman	LE 92	R. White
LT 64	B. Wilkerson	T 71	S. Dotson
LG 73	A. Taylor	NT 93	Gi. Brown
C 52	F. Winters	RE 96	S. Jones
RG 63	A. Timmerman	LOLB 59	W. Simmons
RT 72	E. Dotson	MLB 54	R. Cox
TE 89	M. Chmura	ROLB 51	B. Williams
WR 84	A. Rison	LCB 21	C. Newsome
QB 4	B. Favre	RCB 33	D. Evans
RB 34	E. Bennett	SS 36	L. Butler
FB 30	W. Henderson	FS 41	E. Robinson

CAROLINA SUBSTITUTIONS: P 3 R. Stark, PK 4 J. Kasay, RB 20 W. Oliver, S 27 D. Pieri, CB 31 R. Smith, S 37 C. Cota, CB 41 T. Cook, FB 43 S. Greene, LB 50 D. Bickett, LB 56 M. Baker, LB 58 A. Royal, C 63 M. Rodenhauser, C 64 C. Whitley, DE 69 L. Miller, T 78 B. Brockmeyer, WR 80 D. Stone, WR 81 R. Ismail, WR 82 M. Bates, WR 87 M. Muhammad, TE 88 W. Rasby, DE 95 M. Thomas. **DID NOT PLAY:** QB 7 S. Beuerlein, CB 29 S. Lofton. **INACTIVE:** QB 11 J. Barker, CB 26 E. McDaniel, RB 32 D. Philyaw, G 67 B. Hayes, T 74 M. Dennis, WR 84 B. Wiggins, TE 89 S. Tucker, NT 90 E. Phifton.

	1	2	3	4	OT	TOTAL	FIELD GOALS (made () & missed)
VISITOR Green Bay Packers	7	3	3	0	-	13	C. Jacke 46S (31) (32) (28)
HOME Carolina Panthers	0	17	10	3	-	30	J. Kasay (22) (23)

Team	Qtr	Clock Time	PLAY DESCRIPTION (Extra Point) (Drive Info)	SCORE	Visitor	Home
PANTHERS	1	5:10	H. Griffith 3 yd. pass from K. Collins (J. Kasay kick) (2-2, 0:27)	7	0	
PACKERS	2	14:54	D. Levens 29 yd. pass from B. Favre (C. Jacke kick) (4-73, 1:43)	7	7	
PANTHERS	2	8:40	J. Kasay 22 yd. Field Goal (7-41, 3:17)	10	7	
PACKERS	2	0:48	A. Freeman 6 yd. pass from B. Favre (C. Jacke kick) (15-71, 7:52)	10	14	
PACKERS	2	0:10	C. Jacke 31 yd. Field Goal (4-48, 0:25)	10	17	
PACKERS	3	8:16	C. Jacke 32 yd. Field Goal (11-73, 6:44)	10	20	
PANTHERS	3	3:23	J. Kasay 23 yd. Field Goal (11-73, 4:53)	13	20	
PACKERS	3	1:58	E. Bennett 4 yd. run (C. Jacke kick) (3-74, 1:25)	13	27	
PACKERS	4	10:02	C. Jacke 28 yd. Field Goal (7-80, 1:43)	13	30	

FINAL INDIVIDUAL STATISTICS

Carolina Panthers

Green Bay Packers

Carolina Panthers							Green Bay Packers						
RUSHING	ATT	YDS	AVG	LG	TD		RUSHING	ATT	YDS	AVG	LG	TD	
A. Johnson	11	31	2.8	7	0		E. Bennett	25	99	4.0	13	1	
W. Oliver	2	15	7.5	11	0		D. Levens	10	88	8.8	35	0	
K. Collins	1	-1	-1.0	-1	0		B. Favre	5	14	2.8	5	0	
							J. McMahon	4	0	0.0	0	0	
							W. Henderson	1	0	0.0	0	0	
Total	14	45	3.2	11	0		Total	45	201	4.5	35	1	

Carolina Panthers							Green Bay Packers								
PASSING	ATT	CMP	YDS	SK/YD	TD	LG	IN	PASSING	ATT	CMP	YDS	SK/YD	TD	LG	IN
K. Collins	37	19	215	2/9	1	27	2	B. Favre	29	19	292	1/14	2	66	1
Total	37	19	215	2/9	1	27	2	Total	29	19	292	1/14	2	66	1

Carolina Panthers							Green Bay Packers						
PASS RECEIVING	NO	YDS	AVG	LG	TD		PASS RECEIVING	NO	YDS	AVG	LG	TD	
W. Green	5	51	10.2	19	0		D. Levens	5	117	23.4	65	1	
M. Carrier	4	85	16.3	27	0		A. Freeman	4	43	10.8	25	0	
H. Griffith	4	23	5.8	9	1		A. Ripon	3	53	17.7	23	0	
W. Wallis	3	33	11.0	20	0		K. Jackson	3	30	10.0	19	0	
R. Ismail	1	24	24.0	24	0		E. Bennett	2	5	2.5	5	0	
A. Johnson	1	14	14.0	14	0		D. Beebe	1	15	15.0	15	0	
W. Oliver	1	5	5.0	5	0		M. Chmura	1	15	15.0	15	0	
Total	19	215	11.3	27	1		Total	19	292	15.4	66	2	

Carolina Panthers							Green Bay Packers						
INTERCEPTIONS	NO	YDS	AVG	LG	TD		INTERCEPTIONS	NO	YDS	AVG	LG	TD	
S. Mills	1	10	10.0	10	0		C. Newsome	1	35	35.0	35	0	
Total	1	10	10.0	10	0		T. Williams	1	0	0.0	0	0	
							Total	2	35	17.5	35	0	

Carolina Panthers							Green Bay Packers						
PUNTING	NO	YDS	AVG	TB	IN20	LG	PUNTING	NO	YDS	AVG	TB	IN20	LG
R. Stark	5	180	36.0	1	1	42	C. Hentrich	2	72	36.0	1	0	40
Total	5	180	36.0	1	1	42	Total	2	72	36.0	1	0	40

Carolina Panthers							Green Bay Packers						
PUNT RETURNS	NO	YDS	AVG	FC	LG	TD	PUNT RETURNS	NO	YDS	AVG	FC	LG	TD
W. Oliver	1	4	4.0	0	4	0	D. Howard	1	3	3.0	0	0	0
[TOUCHBACK]	1	0	0.0	0	0	0	M. Prior	0	0	0.0	0	0	0
							(DOWNED)	1	0	0.0	0	0	0
							(OUT OF BOUNDS)	1	0	0.0	0	0	0
							[TOUCHBACK]	1	0	0.0	0	0	0
Returns	1	4	4.0	0	4	0	Returns	1	3	3.0	1	3	0

Carolina Panthers							Green Bay Packers						
KICKOFF RETURNS	NO	YDS	AVG	FC	LG	TD	KICKOFF RETURNS	NO	YDS	AVG	FC	LG	TD
M. Bates	4	59	14.8	0	21	0	D. Howard	4	104	26.0	0	49	0
S. Greene	1	14	14.0	0	14	0							
W. Oliver	1	13	13.0	0	13	0							
M. Baker	1	0	0.0	0	0	0							
Returns	7	86	12.3	0	21	0	Returns	4	104	26.0	0	49	0

Carolina Panthers							Green Bay Packers						
FUMBLES	Own	Opp.	Out	Own	Opp.	Out	FUMBLES	Own	Opp.	Out	Own	Opp.	Out
L. Lathon	0	0	0	0	0	0	B. Favre	1	0	0	0	0	0
B. Maxie	0	0	0	0	0	0	D. Levens	1	0	0	0	0	0
W. Green	1	0	0	0	0	0	D. Evans	0	0	0	0	0	0
A. Johnson	1	0	0	0	0	0	Gi Brown	0	0	0	0	0	0
Total	2	1	0	1	1	0	Total	2	1	0	2	1	0

FINAL TEAM STATISTICS

	VISITOR				HOME			
	PANTHERS				PACKERS			
TOTAL FIRST DOWNS	12				22			
By Rushing	7				10			
By Passing	5				12			
By Penalty	0				0			
THIRD DOWN EFFICIENCY	5-13-38%				9-17-53%			
FOURTH DOWN EFFICIENCY	0-0-0%				1-1-100%			
TOTAL NET YARDS	251				479			
Total Offensive Plays (inc. times thrown passing)	53				75			
Average gain per offensive play	4.7				6.4			
NET YARDS RUSHING	45				201			
Total Rushing Plays	14				45			
Average gain per rushing play	3.2				4.5			
NET YARDS PASSING	206				278			
Times thrown - yards lost attempting to pass	2-9				1-14			
Gross yards passing	215				292			
PASS ATTEMPTS-COMPLETIONS-HAD INTERCEPTED	37-19-2				29-19-1			
Average gain per pass play (inc. # thrown passing)	5.3				9.3			
KICKOFFS Number-In End Zone-Touchbacks	4-0-0				7-0-0			
PUNTS Number and Average	5-36				2-36			
Had Blocked	0				0			
FGs - PATs Had Blocked	0-0				0-0			
TOTAL RETURN YARDAGE (Not including Kickoffs)	14				38			
No. and Yards Punt Returns	1-4				1-3			
No. and Yards Kickoff Returns	7-86				4-104			
No. and Yards Interception Returns	1-10				2-35			
PENALTIES Number and Yards	4-25				5-45			
FUMBLES Number and Lost	2-1				2-1			
TOUCHDOWNS	1				3			
Rushing	0				1			
Passing	1				2			
EXTRA POINTS Made-Attempts	1-1				3-3			
Kicking Made-Attempts	1-1				3-3			
FIELD GOALS Made-Attempts	2-2				3-4			
SAFETIES	0				0			
FINAL SCORE	13				30			
TIME OF POSSESSION	21:57				38:03			

DEFENSIVE STATISTICS (based on coaches' film review)

Player	VISITOR				HOME			
	PANTHERS				PACKERS			
S. Mills	14	5	9	0-0	1-10	1	0	0
K. Greene	7	4	3	0-0	0-0	0	0	0
G. Kragen	7	4	3	0-0	0-0	0	0	0
B. Maxie	7	1	6	0-0	0-0	0	1	0
P. Terrell	6	6	0	0-0	0-0	0	0	0
M. Fox	6	4	2	0-0	0-0	0	0	0
C. Bailey	5	5	0	0-0	0-0	0	0	0
G. Williams	5	2	3	0-0	0-0	0	0	0
L. Lathon	5	3	2	1-14	0-0	0	0	1
E. Davis	4	4	0	0-0	0-0	1	0	0
Player	TT	S	A	S-yds	I-yds	PD	FF	FR
T. Poole	4	4	0	0-0	0-0	1	0	0
R. Smith	3	3	0	0-0	0-0	0	0	0
T. Cook	2	1	1	0-0	0-0	0	0	0
C. Cota	1	0	1	0-0	0-0	0	0	0
Total	81	51	30	1-14	1-10	3	1	1

NFC WILDCARD GAME
CAROLINA 29, DALLAS 10
 January 3, 2004 - Ericsson Stadium - Charlotte



WEATHER: Partly Cloudy, 63°, Wind SSW 9 mph - **ATTENDANCE:** 72,324 - **TIME:** 2:56

Behind a dominating defense, Carolina defeated the Dallas Cowboys, 29-10, at Ericsson Stadium to reach the second-round of the playoffs for the first time since the 1996 season. The Panthers held the Cowboys to 204 yards of total offense while not giving up any penalties or turnovers.

Quarterback Jake Delhomme completed 18-of-29 passes for 273 yards and a touchdown, running back Stephen Davis rushed 26 times for 104 yards, wide receiver Steve Smith caught five passes for 135 yards and a touchdown, and kicker John Kasay converted on all five of his field goal attempts.

On Carolina's third play from scrimmage, Delhomme hit Smith in the flat, and Smith raced 70 yards to the Cowboys one-yard line. Four plays later Kasay booted his first field goal from 18 yards out, and the Panthers never looked back.

Carolina took advantage of field position later in the first quarter as Kasay made his second field goal, this time from 38 yards, to give the Panthers a 6-0 lead. In the second quarter, Carolina started another drive in Dallas territory, and Davis rambled 23 yards for a touchdown to give the Panthers a 13-0 lead.

Cowboys kicker Billy Cundiff put the Cowboys on the board with a 37-yard field goal late in the second quarter. Carolina got one more field goal from Kasay to close out the first half leaving the score 16-3 at the break.

The Panthers added a 32-yard Delhomme-to-Smith touchdown pass and Kasay's fourth field goal to stretch the lead to 26-3 before Dallas answered with a nine-yard touchdown run by quarterback Quincy Carter. Kasay's fifth field goal with 3:12 remaining provided the final margin.

Panthers middle linebacker Dan Morgan led the defense with 12 tackles, while Al Wallace, Kris Jenkins and Reggie Howard contributed a sack a piece. Davis posted his eighth 100-yard rushing game of the season.

OFFICIALS

Referee — Walt Coleman (65) **Umpire** — Butch Hannah (40) **Head Linesman** — Paul Weidner (87) **Line Judge** — Ron Phares (10)
Field Judge — Scott Stenson (88) **Side Judge** — Dave Wyant (16) **Back Judge** — Perry Paganelli (46) **Replay** — Ted Campbell

STARTING LINEUPS

Dallas Cowboys

Offense	Defense
WR 84 J. Galloway	LDE 98 G. Ellis
TE 82 J. Witten	LDT 99 W. Blade
LT 76 F. Adams	RDT 97 L. Glover
LG 73 L. Allen	RDE 96 E. Ekuban
C 68 M. Lehr	SLB 51 A. Singleton
RG 65 A. Gurode	MLB 59 D. Nguyen
RT 78 K. Vollers	WLB 52 D. Coakley
TE 86 D. Campbell	LCB 41 T. Newman
IWR 83 T. Glenn	RCB 27 M. Edwards
QB 17 Q. Carter	SS 28 D. Woodson
RB 42 T. Hambrick	FS 31 R. Williams

Carolina Panthers

Offense	Defense
WR 87 M. Muhammad	LDE 90 J. Peppers
LT 81 T. Steussie	LDT 99 B. Buckner
LG 78 J. James	RDT 77 K. Jenkins
C 60 J. Mitchell	RDE 93 M. Rucker
RG 65 K. Donnalley	SLB 53 G. Favors
RT 69 J. Gross	MLB 55 D. Morgan
TE 84 J. Wiggins	WLB 54 W. Witherspoon
WR 89 S. Smith	LCB 24 R. Manning
QB 17 J. Delhomme	RCB 23 R. Howard
FB 45 B. Hoover	SS 30 M. Minter
RB 48 S. Davis	FS 27 D. Grant

CAROLINA SUBSTITUTIONS: K 4 J. Kasay, P 10 T. Sauerbrun, RB 20 D. Foster, CB 21 T. Cousin, S 28 C. Branch, CB 29 D. Wesley, RB 32 R. Smart, RB 37 N. Goings, S 40 J. Cooper, LB 50 V. Ciurciu, LB 52 B. Allen, LB 56 J. Kyle, LB 57 L. Towns, T 71 M. Willig, G 72 B. Nelson, WR 81 R. Proehl, WR 85 K. Dyson, TE 86 K. Mangum, WR 88 K. Hankton, DE 96 A. Wallace, DE 97 K. Rasmussen, DT 98 S. Burton. **DID NOT PLAY:** QB 9 R. Peele **INACTIVE:** QB 16 C. Weinke, CB 31 W. Hampton, S 42 T. Tillman, TE 47 M. Battaglia, OL 76 T. Reyes, G 79 D. Brzezinski, DT 94 K. Moorehead.

VISITOR	Dallas Cowboys	1	2	3	4	OT	TOTAL	FIELD GOALS (made() & missed)
HOME	Carolina Panthers	0	3	0	7	—	10	B. Cundiff (37)
		6	10	7	6	—	29	J. Kasay (18) (38) (19) (32) (34)

Team	Qtr	Clock Time	PLAY DESCRIPTION (Extra Point) (Drive Info)	SCORE Visitor Home
PANTHERS	1	8:40	J. Kasay 18 yd. Field Goal (7-77, 3:47)	0 3
PANTHERS	1	1:02	J. Kasay 38 yd. Field Goal (7-21, 1:57)	0 6
PANTHERS	2	6:10	S. Davis 23 yd. run (J. Kasay kick) (8-51, 3:49)	0 13
COWBOYS	2	1:12	B. Cundiff 37 yd. Field Goal (10-59 4:58)	3 13
PANTHERS	2	0:01	J. Kasay 19 yd. Field Goal (6-71, 1:11)	3 16
PANTHERS	3	9:44	S. Smith 32 yd. pass from J. Delhomme (J. Kasay kick) (4-63, 1:28)	3 23
PANTHERS	4	12:45	J. Kasay 32 yd. Field Goal (10-46, 5:43)	3 26
COWBOYS	4	7:36	Q. Carter 9 yd. run (B. Cundiff kick) (9-47, 5:09)	10 26
PANTHERS	4	3:12	J. Kasay 34 yd. Field Goal (4--5, 1:47)	10 29

FINAL INDIVIDUAL STATISTICS

Dallas Cowboys

Carolina Panthers

RUSHING	ATT	YDS	AVG	LG	TD	RUSHING	ATT	YDS	AVG	LG	TD
T. Hambrick	8	29	3.6	16	0	S. Davis	26	104	4.0	23	1
Q. Carter	4	25	6.3	9	1	M. Muhammad	1	6	6.0	6	0
R. Anderson	6	18	3.0	5	0	B. Hoover	1	1	1.0	1	0
						D. Foster	4	-2	-0.5	3	0
						J. Delhomme	2	-2	-1.0	0	0
Total	18	72	4.0	16	1	Total	34	107	3.1	23	1

PASSING	ATT	CMP	YDS	SK/YD	TD	LG	IN	RTG.	PASSING	ATT	CMP	YDS	SK/YD	TD	LG	IN	RTG.
Q. Carter	36	21	154	3/22	0	28	1	56.9	J. Delhomme	29	18	273	1/0	1	70	0	104.5
Total	36	21	154	3/22	0	28	1	56.9	Total	29	18	273	1/0	1	70	0	104.5

PASS RECEIVING	NO	YDS	AVG	LG	TD	PASS RECEIVING	NO	YDS	AVG	LG	TD
R. Anderson	7	20	2.9	12	0	S. Smith	5	135	27.0	70	1
J. Galloway	4	59	14.8	28	0	M. Muhammad	4	103	25.8	57	0
T. Glenn	4	38	9.5	21	0	B. Hoover	2	13	6.5	7	0
J. Witten	4	30	7.5	12	0	D. Foster	2	12	6.0	12	0
A. Bryant	1	4	4.0	4	0	J. Wiggins	2	1	0.5	6	0
T. Hambrick	1	3	3.0	3	0	R. Proehl	1	7	7.0	7	0
						S. Davis	1	2	2.0	2	0
						K. Mangum	0	1	0.0	0	0
Total	21	154	7.3	28	0	Total	18	273	15.2	70	1

INTERCEPTIONS	NO	YDS	AVG	LG	TD	INTERCEPTIONS	NO	YDS	AVG	LG	TD
	0	0	0.0	0	0	J. Peppers	1	34	34.0	34	0
Total	0	0	0.0	0	0	Total	1	34	34.0	34	0

PUNTING	NO	YDS	AVG	TB	IN20	LG	PUNTING	NO	YDS	AVG	TB	IN20	LG
T. Gowan	7	252	38.0	0	1	51	T. Sauerbrun	5	242	48.4	1	0	58
Total	7	252	38.0	0	1	51	Total	5	242	48.4	1	0	59

PUNT RETURNS	NO	YDS	AVG	FC	LG	TD	PUNT RETURNS	NO	YDS	AVG	FC	LG	TD
J. Galloway	4	22	5.5	0	10	0	S. Smith	3	13	4.3	1	7	0
[TOUCHBACK]	1	0	0.0	0	0	0	[DOWNED]	2	0	0.0	0	0	0
							[OUT OF BOUNDS]	1	0	0.0	0	0	0
Returns	4	22	5.5	0	10	0	Returns	3	13	4.3	1	7	0

KICKOFF RETURNS	NO	YDS	AVG	FC	LG	TD	KICKOFF RETURNS	NO	YDS	AVG	FC	LG	TD
M. Boles	7	172	24.6	0	41	0	R. Smith	2	49	24.0	0	26	0
T. Waller	1	7	7.0	0	7	0	S. Smith	1	11	11.0	0	11	0
Returns	8	179	22.4	0	41	0	Returns	3	59	19.7	0	26	0

Dallas Cowboys	Own	Fum Rec.	Yds	TD	Opp.	Yds	TD	Out	Carolina Panthers	Own	Fum Rec.	Yds	TD	Opp.	Yds	TD	Out
R. Anderson	1	0	0	0	0	0	0	0	M. Muhammad	1	1	0	0	0	0	0	0
R. Williams	0	0	0	0	1	0	0	0	W. Witherspoon	0	0	0	0	1	0	0	0
									M. Minter	0	0	0	0	0	1	0	0
Total	1	0	0	0	1	0	0	0	Total	1	1	0	0	1	1	0	0

FINAL TEAM STATISTICS

	VISITOR COWBOYS	HOME PANTHERS		VISITOR COWBOYS	HOME PANTHERS
TOTAL FIRST DOWNS	10	16	FGs - PATs Had Blocked	0-0	0-0
By Rushing	3	6	Net punting average	34.1	40.0
By Passing	7	9	TOTAL RETURN YARDAGE (Not Including Kickoffs)	22	47
By Penalty	0	1	No. and Yards Punt Returns	4-22	3-13
THIRD DOWN EFFICIENCY	3-14-21%	6-15-40%	No. and Yards Kickoff Returns	8-179	3-59
FOURTH DOWN EFFICIENCY	2-3-67%	0-0-0%	No. and Yards Interception Returns	0-0	1-34
TOTAL NET YARDS	204	380	PENALTIES Number and Yards	2-11	0-0
Total Offensive Plays (inc. times thrown passing)	57	64	FUMBLES Number and Lost	1-1	1-0
Average gain per offensive play	3.6	5.9	TOUCHDOWNS	1	2
NET YARDS RUSHING	72	107	Rushing	1	1
Total Rushing Plays	18	34	Passing	0	1
Average gain per rushing play	4.0	3.1	EXTRA POINTS Made-Attempts	1-1	2-2
Tackles for a loss - number and yards	1-2	4-8	Kicking Made-Attempts	1-1	2-2
NET YARDS PASSING	132	273	RED ZONE GOALS Made-Attempts	1-1	5-5
Times thrown - yards lost attempting to pass	3-22	1-0	RED ZONE EFFICIENCY	1-2-50%	0-4-0%
Gross yards passing	154	273	GOAL TO GO EFFICIENCY	0-0-0%	0-2-0%
PASS ATTEMPTS-COMPLETIONS-HAD INTERCEPTED	36-21-1	29-18-0	SAFETIES	0	0
Average gain per pass play (inc. # thrown passing)	3.4	9.1	FINAL SCORE	10	29
KICKOFFS Number-In End Zone-Touchbacks	3-0-0	8-0-0	TIME OF POSSESSION	25:37	34:23
PUNTS Number and Average	7-36.0	5-48.4			
Had Blocked	0	0			

DEFENSIVE STATISTICS (based on coaches' film review)

Player	TT	S	A	S-yds	I-yds	PD	FF	FR	Player	TT	S	A	S-yds	I-yds	PD	FF	FR
D. Morgan	12	7	5	0-0	0-0	1	0	0	B. Buckner	2	1	1	0-0	0-0	1	0	0
R. Howard	9	5	4	1-9	0-0	0	0	0	K. Jenkins	2	2	0	1-4	0-0	1	0	0
W. Witherspoon	8	7	1	0-0	0-0	1	1	0	J. Peppers	2	1	1	0-0	1-34	0	0	0
G. Favors	7	4	3	0-0	0-0	1	0	0	T. Cousin	2	2	0	0-0	0-0	0	0	0
M. Minter	6	2	4	0-0	0-0	3	0	1	A. Wallace	2	0	2	1-9	0-0	0	0	0
M. Rucker	4	3	1	0-0	0-0	0	0	0	C. Branch	1	1	0	0-0	0-0	0	0	0
S. Burton	3	1	2	0-0	0-0	0	0	0	Total	66	40	26	3-22	1-34	10	1	1
D. Grant	3	2	1	0-0	0-0	0	0	0									
R. Manning	3	2	1	0-0	0-0	2	0	0									

NFC DIVISIONAL PLAYOFFS

CAROLINA 29, ST. LOUIS 23 (2 OT)

January 10, 2004 - Edward Jones Dome - St. Louis



WEATHER: Played Indoors on Artificial Turf - **ATTENDANCE:** 66,165 - **TIME:** 4:06

The Panthers defeated the host St. Louis Rams 29-23 in double overtime at the Edward Jones Dome to earn their second trip to the NFC Championship Game. Steve Smith took a pass from Jake Delhomme and sprinted to a game-winning touchdown to close-out the game, the fifth longest in NFL history and the longest ever for the Panthers.

The Carolina defense held the Rams to two field goals in the first half before Panthers wide receiver Muhsin Muhammad recovered a deflected lateral by Delhomme in the end zone for a touchdown. Each team added a field goal each, to give the Panthers a one-point lead at the half, 10-9.

The Panthers built an 11-point lead in the fourth quarter off a Brad Hoover touchdown and John Kasay field goal, but the Rams scored 11 points in the last 2:39 of regulation to force overtime.

The Panthers took the opening drive of overtime to the St. Louis 22-yard line, but a delay-of-game penalty canceled Kasay's successful 40-yard field goal. Kasay then missed the second attempt three plays later from 45 yards out.

The Rams drove to the Carolina 35-yard line on their first possession in overtime, but kicker Jeff Wilkins, who had already made five field goals, was inches short on a 53-yard attempt.

The Rams then drove to the Panthers 38-yard line on their ensuing possession when cornerback Ricky Manning Jr. outwrestled Rams receiver Torry Holt for the ball and came down with the interception.

Facing third-and-14 from their own 31-yard line on the first play of the second overtime, Delhomme hit Smith on a slant pattern for 69 yards and the game-winning points.

The Panthers outgained the Rams 485 yards to 380, including 216 to 64 in rushing yardage. They won the time of possession battle 41:06 to 34:04 and held the Rams to just six possessions and 12 points through the first three quarters.

Delhomme completed 16-of-26 passes for 290 yards, with one touchdown and one interception for a quarterback rating of 96.6. Running back DeShaun Foster stepped in for an injured Stephen Davis, who left the game in the second quarter, and contributed 95 yards on 21 carries.

OFFICIALS

Referee — Mike Caray (94) **Umpire** — Carl Paganelli (124) **Head Linesman** — Tony Velari (36) **Line Judge** — Gary Arthur (108)
Field Judge — Bill Lovett (98) **Side Judge** — Laird Hayes (125) **Back Judge** — Tony Steratore (112) **Replay** — Al Hynes

STARTING LINEUPS

Carolina Panthers

St. Louis Rams

Offense			Defense			Offense			Defense		
WR 87	M. Muhammad	LDE 90	J. Peppers	WR 81	T. Holt	LE 92	M. Strahan				
LT 75	T. Steussie	LDT 99	B. Buckner	LT 76	O. Pace	LT 97	C. Grillint				
LG 78	J. James	RDT 77	K. Jenkins	LG 67	A. McCollum	RT 75	K. Hamilton				
C 60	J. Mitchell	RDE 93	M. Rucker	C 64	D. Wohlabaugh	RE 99	K. Washington				
RG 65	K. Donnalley	SLB 53	G. Favors	RG 62	A. Timmerman	SLB 53	S. Short				
RT 69	J. Gross	MLB 55	D. Morgan	RT 68	K. Turley	MLB 58	M. Barrow				
TE 86	K. Mangum	WLB 54	W. Witherspoon	TE 86	V. Shiancoe	WLB 55	D. Jones				
WR 89	S. Smith	LCB 24	R. Manning	WR 85	D. Tyree	LCB 31	I. Charlton				
QB 17	J. Delhomme	RCB 23	R. Howard	QB 3	J. Palmer	RCB 41	F. Walker				
WR 81	R. Proehl	SS 30	M. Minter	RB 21	T. Barber	SS 37	J. Harris				
RB 48	S. Davis	FS 27	D. Grant	FB 20	J. Finn	FS 23	O. Stoutmire				

CAROLINA SUBSTITUTIONS: K 4 J. Kasay, P 10 T. Sauerbrun, RB 20 D. Foster, CB 21 T. Cousin, S 28 C. Branch, CB 29 D. Wesley, RB 32 R. Smart, RB 37 N. Goings, S 42 T. Tillman, FB 45 B. Hoover, LB 50 V. Ciurciu, LB 52 B. Allen, LB 56 J. Kyle, LB 57 L. Towns, T 71 M. Willig, G 72 B. Nelson, TE 84 J. Wiggins, WR 85 K. Dyson, WR 88 K. Hankton, DE 96 A. Wallace, DE 97 K. Rasmussen, 98 S. Burton. **DID NOT PLAY:** QB 9 R. Peete. **INACTIVE:** QB 16 C. Weinke, CB 31 W. Hampton, S 40 J. Cooper, TE 47 M. Battaglia OL 76 T. Reyes, G 79 D. Brzezinski, WR 80 E. Baker, DT 94 K. Morehead.

	1	2	3	4	OT	TOTAL	FIELD GOALS (made() & missed)
VISITOR Carolina Panthers	0	10	6	7	6	29	J. Kasay (45) (52) (34) 53LU 45WR
HOME St. Louis Rams	3	6	3	11	0	23	J. Wilkins (20) (26) (24) (51) (33) 53SH

Team	Qtr	Clock Time	PLAY DESCRIPTION (Extra Point) (Drive Info)	SCORE	Visitor	Home
RAMS	1	5:34	J. Wilkins 20 yd. Field Goal (11-81, 6:37)	0	3	
RAMS	2	13:46	J. Wilkins 26 yd. Field Goal (6-17, 2:15)	0	6	
PANTHERS	2	11:22	M. Muhammad funble recovery in end zone (J. Kasay kick) (6-68, 2:04)	7	6	
RAMS	2	6:58	J. Wilkins 24 yd. Field Goal (8-48, 4:24)	7	9	
PANTHERS	2	1:07	J. Kasay 45 yd. Field Goal (9-32, 5:51)	10	9	
RAMS	3	11:25	J. Wilkins 51 yd. Field Goal (8-42, 3:35)	10	12	
PANTHERS	3	7:45	J. Kasay 52 yd. Field Goal (7-49, 3:40)	13	12	
PANTHERS	3	0:43	J. Kasay 34 yd. Field Goal (13-64, 6:29)	16	12	
PANTHERS	4	8:50	B. Hoover 7 yd. run (J. Kasay kick) (7-73, 4:18)	23	12	
RAMS	4	2:39	M. Faulk 1 yd. run (M. Bulger-D. Looker pass) (15-57, 3:50)	23	20	
RAMS	4	0:00	J. Wilkins 33 yd. Field Goal (5-43, 2:29)	23	23	
PANTHERS	6	14:50	S. Smith 69 yd. pass from J. Delhomme (3-65, 1:11)	29	23	

FINAL INDIVIDUAL STATISTICS

Carolina Panthers

St. Louis Rams

Carolina Panthers							St. Louis Rams						
RUSHING	ATT	YDS	AVG	LG	TD		RUSHING	ATT	YDS	AVG	LG	TD	
D. Foster	21	95	4.5	17	0		M. Faulk	19	53	2.8	8	1	
S. Davis	6	86	14.3	64	0		M. Bulger	4	11	2.8	7	0	
N. Goings	6	22	3.7	9	0								
B. Hoover	2	9	4.5	7	0								
S. Smith	1	7	7.0	7	0								
M. Muhammad	1	3	3.0	3	0								
J. Delhomme	4	-6	-1.5	2	0								
Total	41	216	5.3	64	1		Total	23	64	2.8	8	1	

Carolina Panthers							St. Louis Rams										
PASSING	ATT	CMP	YDS	SK/YD	TD	LG	IN	RTG.	PASSING	ATT	CMP	YDS	SK/YD	TD	LG	IN	RTG.
J. Delhomme	26	16	290	3/21	1	69	1	96.6	M. Bulger	46	27	332	2/16	0	28	3	53.9
S. Smith	1	0	0	0/0	0	0	0	39.6									
Total	27	16	290	3/21	1	69	1	93.1	Total	46	27	332	2/16	0	28	3	53.9

Carolina Panthers							St. Louis Rams						
PASS RECEIVING	NO	YDS	AVG	LG	TD		PASS RECEIVING	NO	YDS	AVG	LG	TD	
S. Smith	6	169	27.2	69	1		M. Faulk	9	78	8.7	25	0	
M. Muhammad	5	70	14.0	24	0		I. Bruce	7	116	16.6	26	0	
B. Hoover	2	16	8.0	11	0		M. Furrey	4	30	7.5	10	0	
J. Wiggins	1	21	21.0	21	0		D. Looker	2	31	15.5	24	0	
N. Goings	1	12	12.0	12	0		T. Holl	2	21	10.5	13	0	
D. Foster	1	8	8.0	8	0		C. Cleland	1	28	28.0	28	0	
							B. Manumaleuna	1	19	19.0	19	0	
							J. Goodspeed	1	9	9.0	9	0	
Total	16	290	18.1	69	1		Total	27	332	12.3	28	0	

Carolina Panthers							St. Louis Rams						
INTERCEPTIONS	NO	YDS	AVG	LG	TD		INTERCEPTIONS	NO	YDS	AVG	LG	TD	
D. Grant	1	16	16.0	16	0		T. Polley	1	37	37.0	37	0	
R. Manning	1	0	0.0	0	0								
M. Minter	1	-1	-1.0	-1	0								
Total	3	15	5.0	16	0		Total	1	37	37.0	37	0	

Carolina Panthers							St. Louis Rams						
PUNTING	NO	YDS	AVG	TB	IN20	LG	PUNTING	NO	YDS	AVG	TB	IN20	LG
T. Sauerbrun	2	73	36.5	0	2	40	S. Landeta	1	46	46.0	0	0	46
Total	2	73	36.5	0	2	40	Total	1	46	46.0	0	0	46

Carolina Panthers							St. Louis Rams						
PUNT RETURNS	NO	YDS	AVG	FC	LG	TD	PUNT RETURNS	NO	YDS	AVG	FC	LG	TD
S. Smith	0	0	0.0	1	0	0	D. Looker	0	0	0.0	1	0	0
Returns	0	0	0.0	1	0	0	Returns	0	0	0.0	2	0	0

Carolina Panthers							St. Louis Rams						
KICKOFF RETURNS	NO	YDS	AVG	FC	LG	TD	KICKOFF RETURNS	NO	YDS	AVG	FC	LG	TD
R. Smart	5	123	24.6	0	30	0	A. Harns	5	124	24.8	0	33	0
B. Hoover	1	19	19.0	0	19	0	[TOUCHBACK]	1	0	0.0	0	0	0
Returns	6	142	23.7	0	30	0	Returns	5	124	24.8	0	33	0

Carolina Panthers Own							St. Louis Rams Own						
FUMBLES	Fum Rec.	Yds	TD	FF Rec.	Yds	TD	FUMBLES	Fum Rec.	Yds	TD	FF Rec.	Yds	TD
J. Delhomme	1	0	0	0	0	0	L. Little	0	0	0	0	0	0
M. Muhammad	0	1	0	1	0	0							
Total	1	1	0	1	0	0	Total	0	0	0	1	0	0

FINAL TEAM STATISTICS

VISITOR PANTHERS						HOME RAMS						VISITOR PANTHERS						HOME RAMS																	
TOTAL FIRST DOWNS						24						23						FGs - PATs Had Blocked						0-0											
By Rushing						10						4						Net punting average						36.5						46.0					
By Passing						12						17						TOTAL RETURN YARDAGE (Not including Kickoffs)						15						37					
By Penalty						2						2						No. and Yards Punt Returns						0-0						0-0					
THIRD DOWN EFFICIENCY						9-17-53%						5-13-38%						No. and Yards Kickoff Returns						6-142						5-124					
FOURTH DOWN EFFICIENCY						0-0-0%						1-1-100%						No. and Yards Interception Returns						3-15						1-37					
TOTAL NET YARDS						485						380						PENALTIES Number and Yards						13-92						5-33					
Total Offensive Plays (inc. times thrown passing)						71						71						FUMBLES Number and Lost						1-0						0-0					
Average gain per offensive play						6.8						5.4						TOUCHDOWNS						3						1					
NET YARDS RUSHING						216						64						Rushing						1						1					
Total Rushing Plays						41						23						Passing						1						0					
Average gain per rushing play						5.3						2.8						Fumbles						1						0					
Tackles for a loss - number and yards						8-23						1-1						EXTRA POINTS Made-Attempts						2-2						1-1					
NET YARDS PASSING						269						316						Kicking Made-Attempts						1						2-2					
Times Thrown - number and yards lost attempting to pass						3-21						2-16						Passing Made-Attempts						0-0						1-1					
Gross yards passing						290						332						FIELD GOALS Made-Attempts						3-5						5-6					
PASS ATTEMPTS-COMPLETIONS-HAD INTERCEPTED						27-16-1						46-27-3						RED ZONE EFFICIENCY						2-3-67%						1-5-20%					
Average gain per pass play (inc. # thrown passing)						9.0						6.6						GOAL TO GO EFFICIENCY						2-2-100%						1-2-50%					
KICKOFFS Number-In End Zone-Touchbacks						6-1-1						7-2-0						SAFETIES						0						0					
PUNTS Number and Average						2-36.5						1-46.0						FINAL SCORE						29						23					
Had Blocked						0						1-46.0						TIME OF POSSESSION						41:06						34:04					

DEFENSIVE STATISTICS (based on coaches' film review)

Carolina Panthers							St. Louis Rams										
Player	TT	S	A	S-yds	I-yds	PD	FF	FR	Player	TT	S	A	S-yds	I-yds	PD	FF	FR
M. Minier	13	10	3	0-0	1-1	0	0	0	M. Rucker	3	2	1	0-0	0-0	0	0	0
D. Grant	11	7	4	0-0	1-16	1	0	0	G. Favors	3	2	1	1-6	0-0	0	0	0
R. Howard	8	6	2	0-0	0-0	0	0	0	K. Jenkins	2	2	0	0-0	0-0	0	0	0
R. Manning	8	5	3	0-0	1-0	1	0	0	S. Burton	2	2	0	0-0	0-0	0	0	0
D. Morgan	8	4	4	0-0	0-0	0	0	0	D. Wesley	2	2	0	0-0	0-0	0	0	0
J. Peppers	6	4	2	1-10	0-0	2	0	0	B. Allen	1	1	0	0-0	0-0	0	0	0
B. Buckner	5	4	1	0-0	0-0	1	0	0	Total	81	54	27	2-16	3-15	5	0	0
T. Cousin	5	1	4	0-0	0-0	0	0	0									
W. Witherspoon	4	2	2	0-0	0-0	0	0	0									

NFC CHAMPIONSHIP

CAROLINA 14, PHILADELPHIA 3

January 18, 2004 - Lincoln Financial Field - Philadelphia



WEATHER: Mostly Cloudy, 33%, Wind WNW 19 mph - **ATTENDANCE:** 67,862 - **TIME:** 2:58

In just their ninth season of existence, the Panthers claimed a bid to Super Bowl XXXVIII by defeating the Philadelphia Eagles 14-3 at Lincoln Financial Field in the NFC Championship game. Carolina took advantage of four interceptions, three by rookie cornerback Ricky Manning, to hold the Philadelphia offense to only one field goal.

The first quarter was scoreless as both teams punted twice. Early in the second quarter, a Carolina fumble was recovered by Jermaine Wiggins to gain the first down and allow the Panthers to continue what would be the first scoring drive of the game.

On first-and-10 from the Philadelphia 24-yard line, Delhomme hit wide receiver Muhsin Muhammad in the end zone for the score. A John Kasay PAT kick gave the Panthers a 7-0 lead.

The Eagles answered with a 14-play, 44-yard drive that culminated with a 41-yard field goal by David Akers. The Eagles were driving again in the final two minutes of the half when Manning grabbed his first interception.

On the opening drive of the second half, the Eagles drove to the Panthers 18-yard line, but Manning again came up with the big play, intercepting Donovan McNabb at the 14-yard line.

A hit by Mike Minter on Eagles wide receiver James Thrash enabled Manning to record his third interception and put the Panthers in position for their final score. With 4:18 remaining in the third quarter, running back DeShaun Foster produced the game's second touchdown, breaking five tackles and reaching over the goal line on a one-yard run.

The Eagles went three-and-out on their final two possessions of the third quarter, and their final threat ended midway through the fourth quarter when backup quarterback Koy Detmer, who replaced an injured McNabb, was intercepted by Dan Morgan at the Carolina 11-yard line to thwart the Eagles final significant scoring opportunity.

Morgan led Carolina with 13 tackles and one interception while Brentson Buckner contributed 1.5 sacks. Running back Stephen Davis added 76 yards on 19 carries as the Panthers rushed for a total 155 yards.

OFFICIALS

Referee — Bernie Kukar (86) **Umpire** — Bill Schuster (129) **Head Linesman** — Mark Baltz (26) **Line Judge** — Tom Barnes (55)
Field Judge — Steve Zimmer (33) **Side Judge** — Tom Hill (97) **Back Judge** — Jim Howey (37) **Replay** — Dean Blandino

STARTING LINEUPS

Carolina Panthers

Offense	Defense
WR 87 M. Muhammad	LDE 90 J. Peppers
LT 75 T. Steussie	LDT 99 B. Buckner
LG 78 J. James	RDT 77 K. Jenkins
C 60 J. Mitchell	RDE 93 M. Rucker
RG 65 K. Donnalley	CB 21 T. Cousin
RT 69 J. Gross	MLB 55 D. Morgan
TE 86 K. Mangum	WLB 54 W. Witherspoon
WR 89 S. Smith	LCB 24 R. Manning
QB 17 J. Delhomme	RCB 23 R. Howard
TE 84 J. Wiggins	SS 30 M. Minter
RB 48 S. Davis	FS 27 D. Grant

Philadelphia Eagles

Offense	Defense
WR 87 T. Pinkston	LDE 98 B. Whiting
LT 72 T. Thomas	LDT 90 C. Simon
LG 76 J. Welbourn	RDT 97 D. Walker
C 63 H. Fraley	RDE 94 N.D. Kalu
RG 66 B. Williams	WILL 54 N. Wayne
RT 69 J. Runyan	MLB 53 M. Simoneau
TE 89 C. Lewis	SAM 58 I. Reese
WR 80 J. Thrash	LCB 23 T. Vincent
RB 34 R. Mahe	RCB 21 B. Taylor
RB 22 D. Staley	SS 32 M. Lewis
QB 5 D. McNabb	FS 20 B. Dawkins

CAROLINA SUBSTITUTIONS: K 4 J. Kasay, P 10 T. Sauerbrun, RB 20 D. Foster, S 28 C. Branch, CB 29 D. Wesley, RB 32 R. Smart, RB 37 N. Goings, S 40 J. Cooper, FB 45 B. Hoover, LB 50 V. Ciurciu, LB 52 B. Allen, LB 53 G. Favors, LB 56 J. Kyle, LB 57 L. Towns, T 71 M. Willig, G 72 B. Nelson, WR 81 R. Proehl, WR 85 K. Dyson, WR 88 K. Hankton, DE 96 A. Wallace, DE 97 K. Rasmussen, 98 S. Burton. **DID NOT PLAY:** QB 9 R. Peete. **INACTIVE:** QB 16 C. Weinke, CB 31 W. Hampton, S 42 T. Tillman, TE 47 M. Battaglia OL 76 T. Reyes, G 79 D. Brzezinski, WR 80 E. Baker, DT 94 K. Morehead.

	1	2	3	4	OT	TOTAL	FIELD GOALS (made() & missed)
VISITOR Carolina Panthers	0	7	7	0	-	14	
HOME Philadelphia Eagles	0	3	0	0	-	3	J. Akers (41)

Team	Qtr	Clock Time	PLAY DESCRIPTION (Extra Point) (Drive Info)	SCORE Visitor Home
PANTHERS	2	10:12	M. Muhammad 24 yd. pass from J. Delhomme (J. Kasay kick) (8-79, 4:48)	7 0
EAGLES	2	2:56	J. Akers 41 yd. Field Goal (14-44, 7:16)	0 3
PANTHERS	3	4:11	D. Foster 1 yd. run (J. Kasay kick) (4-37, 2:07)	14 3

FINAL INDIVIDUAL STATISTICS

Carolina Panthers

Philadelphia Eagles

RUSHING										RUSHING													
ATT	YDS	AVG	LG	TD	ATT	YDS	AVG	LG	TD	ATT	YDS	AVG	LG	TD	ATT	YDS	AVG	LG	TD				
S. Davis	19	76	4.0	15	0	D. Staley	13	79	6.1	18	0	D. Staley	13	79	6.1	18	0	D. Staley	13	79	6.1	18	0
D. Foster	14	60	4.3	13	1	C. Buckhalter	11	48	4.4	9	0	C. Buckhalter	11	48	4.4	9	0	C. Buckhalter	11	48	4.4	9	0
J. Delhomme	4	7	1.8	10	0	D. McNabb	2	10	5.0	7	0	D. McNabb	2	10	5.0	7	0	D. McNabb	2	10	5.0	7	0
M. Muhammad	1	5	5.0	5	0																		
R. Smart	1	5	5.0	5	0																		
B. Hoover	1	2	2.0	2	0																		
Total	40	155	3.9	15	1	Total	26	137	5.3	18	0	Total	26	137	5.3	18	0	Total	26	137	5.3	18	0

PASSING										PASSING																
ATT	CMP	YDS	SK/YD	TD	LG	IN	RTG.	ATT	CMP	YDS	SK/YD	TD	LG	IN	RTG.	ATT	CMP	YDS	SK/YD	TD	LG	IN	RTG.			
J. Delhomme	14	9	101	0/0	1	24	0	109.5	D. McNabb	22	10	100	4/28	0	23	3	19.3	D. McNabb	22	10	100	4/28	0	23	3	19.3
									K. Delmer	14	7	88	1/8	0	27	1	40.2	K. Delmer	14	7	88	1/8	0	27	1	40.2
Total	14	9	101	0/0	1	24	0	109.5	Total	36	17	188	5/36	0	27	4	23.6	Total	36	17	188	5/36	0	27	4	23.6

PASS RECEIVING										PASS RECEIVING													
NO	YDS	AVG	LG	TD	NO	YDS	AVG	LG	TD	NO	YDS	AVG	LG	TD	NO	YDS	AVG	LG	TD				
S. Smith	3	26	8.7	15	0	C. Lewis	4	69	17.3	27	0	C. Lewis	4	69	17.3	27	0	C. Lewis	4	69	17.3	27	0
M. Muhammad	2	39	19.5	24	1	F. Mitchell	4	38	9.5	12	0	F. Mitchell	4	38	9.5	12	0	F. Mitchell	4	38	9.5	12	0
S. Davis	1	21	21.0	21	0	D. Staley	4	33	8.3	19	0	D. Staley	4	33	8.3	19	0	D. Staley	4	33	8.3	19	0
B. Hoover	1	6	6.0	6	0	C. Buckhalter	2	26	13.0	23	0	C. Buckhalter	2	26	13.0	23	0	C. Buckhalter	2	26	13.0	23	0
D. Foster	1	6	6.0	6	0	L. Smith	1	12	12.0	12	0	L. Smith	1	12	12.0	12	0	L. Smith	1	12	12.0	12	0
N. Goings	1	3	3.0	3	0	J. Thrash	1	9	9.0	9	0	J. Thrash	1	9	9.0	9	0	J. Thrash	1	9	9.0	9	0
						J. Ritchie	1	1	1.0	1	0	J. Ritchie	1	1	1.0	1	0	J. Ritchie	1	1	1.0	1	0
Total	9	101	11.2	24	1	Total	17	188	11.1	27	0	Total	17	188	11.1	27	0	Total	17	188	11.1	27	0

INTERCEPTIONS										INTERCEPTIONS													
NO	YDS	AVG	LG	TD	NO	YDS	AVG	LG	TD	NO	YDS	AVG	LG	TD	NO	YDS	AVG	LG	TD				
R. Manning	3	15	5.0	13	0	D. Johnson	4	147	36.8	1	54	D. Johnson	4	147	36.8	1	54	D. Johnson	4	147	36.8	1	54
D. Morgan	1	-2	-2.0	-2	0																		
Total	4	13	3.3	13	0	Total	0	0	0.0	0	0	Total	0	0	0.0	0	0	Total	0	0	0.0	0	0

PUNTING										PUNTING														
NO	YDS	AVG	TB	IN20	LG	NO	YDS	AVG	TB	IN20	LG	NO	YDS	AVG	TB	IN20	LG	NO	YDS	AVG	TB	IN20	LG	
T. Sauerbrun	7	285	40.7	1	2	59	D. Johnson	4	147	36.8	1	54	D. Johnson	4	147	36.8	1	54	D. Johnson	4	147	36.8	1	54
J. Kasay	1	21	21.0	0	1	21																		
Total	8	306	38.3	1	3	59	Total	4	147	36.8	1	54	Total	4	147	36.8	1	54	Total	4	147	36.8	1	54

PUNT RETURNS										PUNT RETURNS																	
NO	YDS	AVG	FC	LG	TD	NO	YDS	AVG	FC	LG	TD	NO	YDS	AVG	FC	LG	TD	NO	YDS	AVG	FC	LG	TD				
S. Smith	0	0	0.0	0	0	L. Sheppard	1	11	11.0	0	11	0	L. Sheppard	1	11	11.0	0	11	0	L. Sheppard	1	11	11.0	0	11	0	
[DOWNED]	1	0	0.0	0	0	R. Mahe	1	3	3.0	0	3	0	R. Mahe	1	3	3.0	0	3	0	R. Mahe	1	3	3.0	0	3	0	
[OUT OF BOUNDS]	1	0	0.0	0	0	[DOWNED]	4	0	0.0	0	0	0	[DOWNED]	4	0	0.0	0	0	0	[DOWNED]	4	0	0.0	0	0	0	
[TOUCHBACK]	1	0	0.0	0	0	[OUT OF BOUNDS]	1	0	0.0	0	0	0	[OUT OF BOUNDS]	1	0	0.0	0	0	0	[OUT OF BOUNDS]	1	0	0.0	0	0	0	
Returns	0	0	0.0	1	0	0	Returns	2	14	7.0	2	0	0	Returns	2	14	7.0	2	0	0	Returns	2	14	7.0	2	0	0

KICKOFF RETURNS										KICKOFF RETURNS																	
NO	YDS	AVG	FC	LG	TD	NO	YDS	AVG	FC	LG	TD	NO	YDS	AVG	FC	LG	TD	NO	YDS	AVG	FC	LG	TD				
R. Smart	1	40	40.0	0	40	0	J. Thrash	3	62	20.7	0	21	0	J. Thrash	3	62	20.7	0	21	0	J. Thrash	3	62	20.7	0	21	0
K. Dyson	1	17	17.0	0	17	0																					
Returns	2	57	28.5	0	40	0	Returns	3	62	20.7	0	21	0	Returns	3	62	20.7	0	21	0	Returns	3	62	20.7	0	21	0

Carolina Panthers Own										Philadelphia Eagles Own									
Fumbles	Fum Rec.	Yds	TD	FF	Rec.	Yds	TD	Bnds	Fumbles	Fum Rec.	Yds	TD	FF	Rec.	Yds	TD	Bnds		
D. Foster	1	0	0	0	0	0	0	0	L. Sheppard	1	0	0	0	0	0	0	0		
J. Wiggins	0	1	0	0	0	0	0	0	C. Maxwell	0	1	0	0	0	0	0	0		
J. Cooper	0	0	0	0	0	0	0	0	K. Reese	0	0	0	0	1	0	0	0		
Total	1	1	0	0	1	0	0	0	Total	1	1	0	0	1	0	0	0		

FINAL TEAM STATISTICS

	VISITOR				HOME					VISITOR				HOME									
	PANTHERS				EAGLES					PANTHERS				EAGLES									
TOTAL FIRST DOWNS	14				18				FGs - PATs Had Blocked	0-0				0-0									
By Rushing	8				8				Net punting average	34.0				31.8									
By Passing	4				7				TOTAL RETURN YARDAGE (Not including Kickoffs)	13				14									
By Penalty	1				3				No. and Yards Punt Returns	0-0				2-14									
THIRD DOWN EFFICIENCY	4-13-31%				2-13-15%				No. and Yards Kickoff Returns	2-57				3-62									
FOURTH DOWN EFFICIENCY	0-0-0%				1-2-50%				No. and Yards Interception Returns	4-13				0-0									
TOTAL NET YARDS	256				289				PENALTIES Number and Yards	5-35				4-34									
Total Offensive Plays (inc. times thrown passing)	54				67				FUMBLES Number and Lost	1-0				1-0									
Average gain per offensive play	4.7				4.3				TOUCHDOWNS	2				0									
NET YARDS RUSHING	155				137				Rushing	1				0									
Total Rushing Plays	40				26				Passing	1				0									
Average gain per rushing play	3.9				5.3				EXTRA POINTS Made-Attempts	2-2				0-0									
Tackles for a loss - number and yards.	2-6				0-0				Kicking Made-Attempts	2-2				0-0									
NET YARDS PASSING	101				152				FIELD GOALS Made-Attempts	0-0				1-1									
Times thrown - yards lost attempting to pass	0-0				5-36				RED ZONE EFFICIENCY	1-1-100%				0-0-0%									
Gross yards passing	101				188				GOAL TO GO EFFICIENCY	1-1-100%				0-2-0%									
PASS ATTEMPTS-COMPLETIONS-HAD INTERCEPTED	14-9-0				36-17-4				SAFETIES	0				0									
Average gain per pass play (inc. # thrown passing)	7.2				3.7				FINAL SCORE	14				3									
KICKOFFS Number-In End Zone-Touchbacks	3-0-0				2-1-0				TIME OF POSSESSION	30:11				29:49									
PUNTS Number and Average	8-38.3				4-36.8																		
Had Blocked	0				0																		

DEFENSIVE STATISTICS (based on coaches' film review)

Player	TT	S	A	S-yds	I-yds	PD	FF	FR	Player	TT	S	A	S-yds	I-yds	PD	FF	FR
D. Morgan	12	6	6	0-0	1-2	0	0	0	S. Burton	2	1	1	-5.4	0-0	0	0	0
D. Grant	9	5	4	0-0	0-0	1	0	0	J. Peppers	1	1	0	0-0	0-0	0	0	0
W. Witherspoon	9	5	4	1-7	0-0	0	0	0	G. Favors	1	1	0	0-0	0-0	0	0	0
T. Cousin	8	5	3	0-0	0-0	1	0	0	K. Jenkins	1	0	1	0-0	0-0	0	0	0
M. Minter	6	5	1	-5.75	0-0	2	1	0									

SUPER BOWL XXXVIII

NEW ENGLAND 32, CAROLINA 29

February 1, 2004 - Reliant Stadium - Houston



TEAM HISTORY

WEATHER: Played indoors on grass - **ATTENDANCE:** 71,525 - **TIME:** 4:05

In their first Super Bowl, the Carolina Panthers scored 19 fourth-quarter points to tie New England with one minute remaining, but kicker Adam Vinatieri converted a 41-yard field goal to give the Patriots a 32-29 victory for their second Super Bowl victory in three seasons.

The first quarter was scoreless, with help from the Panthers defense who kept New England off the board by blocking one Vinatieri field goal and withstanding another missed attempt.

In the second quarter, a Carolina fumble on the 19-yard line was recovered by defensive tackle Richard Seymour and set up a Tom Brady five-yard touchdown pass to Deion Branch. The touchdown broke the tie with 3:10 remaining in the half, the longest a Super Bowl had ever gone without a score.

Quarterback Jake Delhomme led the Panthers on an eight-play, 95-yard drive, the second longest in Super Bowl history, that culminated with a Delhomme-to-Steve Smith touchdown pass from 39 yards out.

Brady completed four of six passes for 78 yards, and with 23 seconds remaining in the half, hit wide receiver David Givens with another five-yard touchdown pass to put the Patriots back in front, 14-7.

Kris Mangum returned a kickoff to the Panthers 47-yard line and after a 21-yard run by Stephen Davis, the Panthers called timeout with five seconds left. John Kasay booted a 50-yard field goal as the first half expired to make it 14-10.

On the second play of the fourth quarter, Patriots running back Antowain Smith scored on a two-yard run that extended the New England lead to 21-10.

DeShaun Foster finished a six-play, 81-yard Panther drive with a 33-yard touchdown run, the fourth-longest run in Super Bowl history. Carolina missed on their two-point attempt and the score was 21-16.

New England drove down the field and threatened to extend their lead once again, but Reggie Howard intercepted Brady's pass in the end zone and returned it to the 10-yard line.

Three plays later, Delhomme hit Muhsin Muhammad for an 85-yard touchdown, giving the Panthers their first lead with 7:06 remaining in the game. The Panthers missed on another two-point attempt, keeping the score 22-21.

The scoring continued as the Patriots drove 68 yards in 11 plays, ending with a Mike Vrabel touchdown. New England converted their two-point attempt and led 29-22 with 2:55 remaining.

Delhomme then drove his team 80 yards on just seven plays, hitting Ricky Proehl across the middle for a 12-yard touchdown that tied the game with 1:13 remaining. However, Brady mounted one last scoring drive to set up Vinatieri at the Carolina 34-yard line for the winning kick.

OFFICIALS

Referee — Ed Hochuli (85) **Umpire** — Jeff Rice (28) **Head Linesman** — Mark Hittner (28) **Line Judge** — Ben Montgomery (117)
Field Judge — Tom Sifferman (118) **Side Judge** — Laird Hayes (125) **Back Judge** — Scott Green (19) **Replay** — Larry Hill

STARTING LINEUPS

Carolina Panthers

Offense	Defense
WR 87 M. Muhammad	LDE 90 J. Peppers
LT 75 T. Steussie	LDT 99 B. Buckner
LG 78 J. James	RDT 77 K. Jenkins
C 60 J. Mitchell	RDE 93 M. Rucker
RG 65 K. Donnalley	SLB 53 G. Favors
RT 69 J. Gross	MLB 55 D. Morgan
TE 84 J. Wiggins	WLB 54 W. Witherspoon
WR 89 S. Smith	LCB 24 R. Manning
QB 17 J. Delhomme	RCB 23 R. Howard
FB 45 B. Hoover	SS 30 M. Minter
RB 48 S. Davis	FS 27 D. Grant

New England Patriots

Offense	Defense
WR 83 D. Branch	LE 91 B. Hamilton
LT 72 M. Light	NT 92 T. Washington
LG 71 R. Hochstein	RE 93 R. Seymour
C 67 D. Koppen	OLB 55 W. McGinest
RG 63 J. Andruzzi	ILB 54 T. Bruschi
RT 68 T. Ashworth	ILB 95 R. Phifer
TE 82 D. Graham	OLB 50 M. Vrabel
WR 80 T. Brown	LCB 24 T. Law
QB 12 T. Brady	RCB 38 T. Poole
RB 32 A. Smith	S 26 E. Wilson
FB 31 L. Centers	S 37 R. Harrison

CAROLINA SUBSTITUTIONS: K 4 J. Kasay, P 10 T. Sauerbrun, RB 20 D. Foster, CB 21 T. Cousin, S 28 C. Branch, CB 29 D. Wesley, RB 32 R. Smart, RB 37 N. Goings, S 40 J. Cooper, LB 50 V. Ciurciu, LB 52 B. Allen, LB 56 J. Kyle, LB 57 L. Towns, T 71 M. Willig, G 72 B. Nelson, WR 81 R. Proehl, WR 85 K. Dyson, TE 86 K. Mangum, WR 88 K. Hankton, DE 96 A. Wallace, DE 97 K. Rasmussen, 98 S. Burton. **DID NOT PLAY:** QB 9 R. Peele. **INACTIVE:** QB 16 C. Weinke, CB 31 W. Hampton, S 42 T. Tillman, TE 47 M. Battaglia OL 76 T. Reyes, G 79 D. Brzezinski, WR 80 E. Baker, DT 94 K. Morehead.

		1	2	3	4	OT	TOTAL	FIELD GOALS (made() & missed)
VISITOR	Carolina Panthers	0	10	0	19	-	29	J. Kasay (50)
HOME	New England Patriots	0	14	0	18	-	32	A. Vinatieri 31WR 36B (41)

Team	Qtr	Clock Time	PLAY DESCRIPTION (Extra Point) (Drive Info)	SCORE	Visitor	Home
PATRIOTS	2	3:05	D. Branch 5 yd. pass from T. Brady (A. Vinatieri kick) (4-20, 2:10)	0	7	
PANTHERS	2	1:07	S. Smith 39 yd. pass from J. Delhomme (J. Kasay kick) (8-95, 1:58)	7	7	
PATRIOTS	2	0:18	D. Givens 5 yd. pass from T. Brady (A. Vinatieri kick) (6-78, 0:49)	7	14	
PANTHERS	2	0:00	J. Kasay 50 yd. Field Goal (2-21, 0:18)	10	14	
PATRIOTS	4	14:49	A. Smith 2 yd. run (A. Vinatieri kick) (8-71, 4:08)	10	21	
PANTHERS	4	12:39	D. Foster 33 yd. run (pass failed) (6-81, 2:10)	16	21	
PANTHERS	4	6:53	M. Muhammad 85 yd. pass from J. Delhomme (pass failed) (3-90, 0:45)	22	21	
PATRIOTS	4	2:51	M. Vrabel 1 yd. pass from T. Brady (K. Faulk run) (11-68, 4:02)	22	29	
PANTHERS	4	1:08	R. Proehl 12 yd. pass from J. Delhomme (J. Kasay kick) (7-80, 1:43)	29	29	
PATRIOTS	4	0:04	A. Vinatieri 41 yd. Field Goal (6-37, 1:04)	29	32	

FINAL INDIVIDUAL STATISTICS

Carolina Panthers								New England Patriots									
RUSHING	ATT	YDS	AVG	LG	TD			RUSHING	ATT	YDS	AVG	LG	TD				
S. Davis	13	49	3.8	21	0			A. Smith	26	83	3.2	9	1				
D. Foster	3	43	14.3	33	1			K. Faulk	6	42	7.0	23	0				
								T. Brady	2	12	6.0	12	0				
								T. Brown	1	-10	-10.0	-10	0				
Total	16	92	5.8	33	1			Total	35	127	3.6	23	1				
PASSING	ATT	CMP	YDS	SK/YD	TD	LG	IN	RTG.	PASSING	ATT	CMP	YDS	SK/YD	TD	LG	IN	RTG.
J. Delhomme	33	16	323	4/28	3	85	0	113.6	T. Brady	48	32	354	0/0	3	52	1	100.5
Total	33	16	323	4/28	3	85	0	113.6	Total	48	32	354	0/0	3	52	1	100.5
PASS RECEIVING	NO	YDS	AVG	LG	TD			PASS RECEIVING	NO	YDS	AVG	LG	TD				
M. Muhammad	4	140	35.0	85	1			C. Lewis	4	69	17.3	27	0				
S. Smith	4	80	20.0	39	1			F. Mitchell	4	38	9.5	12	0				
R. Proehl	4	71	17.8	31	1			D. Staley	4	33	8.3	19	0				
J. Wiggins	2	21	10.5	15	0			C. Buckhalter	2	26	13.0	23	0				
D. Foster	1	9	9.0	9	0			L. Smith	1	12	12.0	12	0				
K. Mangum	1	3	3.0	3	0			J. Thrash	1	9	9.0	9	0				
								J. Ritchie	1	1	1.0	1	0				
Total	16	323	20.2	85	3			Total	17	188	11.1	27	0				
INTERCEPTIONS	NO	YDS	AVG	LG	TD			INTERCEPTIONS	NO	YDS	AVG	LG	TD				
R. Howard	1	12	12.0	12	0			Total	0	0	0.0	0	0				
Total	1	12	12.0	12	0												
PUNTING	NO	YDS	AVG	TB	IN20	LG			PUNTING	NO	YDS	AVG	TB	IN20	LG		
T. Sauerbrun	7	310	44.3	0	1	51			D. Johnson	4	147	36.8	1	1	54		
Total	7	310	44.3	0	1	51			Total	4	147	36.8	1	1	54		
PUNT RETURNS	NO	YDS	AVG	FC	LG	TD			PUNT RETURNS	NO	YDS	AVG	FC	LG	TD		
S. Smith	1	2	2.0	1	2	0			L. Sheppard	1	11	11.0	0	11	0		
[DOWNED]	3	0	0.0	0	0	0			R. Mahe	1	3	3.0	0	3	0		
Returns	1	2	2.0	1	2	0			Returns	2	14	7.0	2	0	0		
KICKOFF RETURNS	NO	YDS	AVG	FC	LG	TD			KICKOFF RETURNS	NO	YDS	AVG	FC	LG	TD		
R. Smart	4	74	18.5	0	22	0			J. Thrash	3	62	20.7	0	21	0		
S. Smith	1	30	30.0	0	30	0											
K. Mangum	1	12	12.0	0	12	0			Returns	3	62	20.7	0	21	0		
Returns	6	116	19.3	0	30	0											
Carolina Panthers Own FUMBLES	Fum Rec.	Yds	TD	Opp. FF Rec.	Yds	TD	Out Bnds			New England Patriots Own FUMBLES	Fum Rec.	Yds	TD	Opp. FF Rec.	Yds	TD	Out Bnds
J. Delhomme	1	0	0	0	0	0	0			L. Sheppard	1	0	0	0	0	0	0
										D. Mikell	0	1	0	0	0	0	0
										I. Reese	0	0	0	0	1	0	0
Total	1	0	0	0	0	0	0			Total	1	1	0	0	1	0	0

FINAL TEAM STATISTICS

	VISITOR PANTHERS				HOME PATRIOTS				VISITOR PANTHERS				HOME PATRIOTS			
	TOTAL FIRST DOWNS	17				29				0-0				1-0		
By Rushing	3				7				38.3				34.2			
By Passing	12				19				14				42			
By Penalty	2				3				1-2				5-42			
THIRD DOWN EFFICIENCY	4-12-33%				8-17-47%				6-16				4-78			
FOURTH DOWN EFFICIENCY	0-0-0%				1-1-100%				1-12				0-0			
TOTAL NET YARDS	387				481				12-73				8-60			
Total Offensive Plays (inc. times thrown passing)	53				63				1-1				1-0			
Average gain per offensive play	7.3				5.8				4				4			
NET YARDS RUSHING	92				127				1				3			
Total Rushing Plays	16				35				2-4				3-3			
Average gain per rushing play	5.8				3.6				0-2				0-0			
Tackles for a loss - number and yards	2-4				2-13				1-1				1-3			
NET YARDS PASSING	295				354				1-1-100%				4-57%			
Times thrown - yards lost attempting to pass	4-28				0-0				0-0-0%				3-4-75%			
Gross yards passing	323				354				0				0			
PASS ATTEMPTS-COMPLETIONS-HAD INTERCEPTED	33-16-0				48-32-1				29				32			
Average gain per pass play (inc. # thrown passing)	8.0				7.4				21:02				38:58			
KICKOFFS Number-In End Zone-Touchbacks	5-0-0				6-3-0				TIME OF POSSESSION							
PUNTS Number and Average	7-44.3				5-34.6											
Had Blocked	0				0											
FGs - PATs Had Blocked																
Net punting average																
TOTAL RETURN YARDAGE (Not Including Kickoffs)																
No. and Yards Punt Returns																
No. and Yards Kickoff Returns																
No. and Yards Interception Returns																
PENALTIES Number and Yards																
FUMBLES Number and Lost																
TOUCHDOWNS																
Rushing																
Passing																
EXTRA POINTS Made-Attempts																
Kicking Made-Attempts																
Passing Made-Attempts																
FIELD GOALS Made-Attempts																
RED ZONE EFFICIENCY																
GOAL TO GO EFFICIENCY																
SAFETIES																
FINAL SCORE																
TIME OF POSSESSION																

DEFENSIVE STATISTICS (based on coaches' film review)

Player	VISITOR PANTHERS								HOME PATRIOTS								
	TT	S	A	S-yds	I-yds	PD	FF	FR	TT	S	A	S-yds	I-yds	PD	FF	FR	
D. Morgan	25	15	10	0-0	0-0	0	0	0	A. Wallace	4	2	2	0-0	0-0	0	0	0
M. Minter	18	10	8	0-0	0-0	1	0	0	S. Burton	3	1	2	0-0	0-0	0	0	0
W. Witherspoon	16	6	10	0-0	0-0	0	0	0	R. Howard	6	6	0	0-0	1-12	0	0	0
D. Grant	8	5	3	0-0	0-0	1	0	0	M. Rucker	1	1	0	0-0	0-0	0	0	0
T. Cousin	7	4	3	0-0	0-0	2	0	0	B. Buckner	4	2	2	0-0	0-0	0	0	0
R. Manning	6	3	3	0-0	0-0	0	0	0	J. Peppers	5	2	3	0-0	0-0	0	0	0
G. Favors	6	1	5	0-0	0-0	0	0	0	K. Jenkins	4	3	1	0-0	0-0	0	0	0
B. Buckner	4	2	2	0-0	0-0	0	0	0	Total	113	61	52	0-0	1-12	4	0	0

NFC WILD CARD GAME
CAROLINA 23, NEW YORK GIANTS 0
 January 8, 2006 - Giants Stadium - East Rutherford



WEATHER: Sunny, 44° - **ATTENDANCE:** 79,378 - **TIME:** 2:39

Carolina's defense held a New York Giants offense that ranked third in the NFL in points per game scoreless en route to notching the third shutout in team history with a 23-0 victory over the Giants in the NFC Wild Card game. - Carolina became the first team to register a shutout on the road in the playoffs since 1980 when the Los Angeles Rams posted a 9-0 victory at Tampa Bay (01/05/80) in the 1979 NFC Championship. - The Panthers forced five sacks and five turnovers, converting four of them into 16 points. - The defense yielded a season-low 132 total net yards to New York, who ranked fourth in the NFL in total offense during the regular season with an average of 361.7 yards per game. - Running back DeShaun Foster rushed for 151 yards to help the Panthers accumulate 223 yards rushing on 45 attempts and maintain possession for 42:45. The time of possession was the highest in team history for any game, bettering the previous record of 41:51 at New Orleans (12/05/04). The team's rushing attempts tied for the most in team history and the rushing yards equalled the second-highest total. - Safety Marlon McCree matched his career-high with two interceptions.

OFFICIALS

Referee — Bill Leavy (127) **Umpire** — Richard Hall (49) **Head Linesman** — Mark Baltz (26) **Line Judge** — Charles Stewart (62)
Field Judge — Rob Vernalchi (75) **Side Judge** — Don Carlsen (39) **Back Judge** — Kirk Doman (6) **Replay** — Bob Mantooth

STARTING LINEUPS

Carolina Panthers

Offense	Defense
WR 89 S. Smith	LDE 90 J. Peppers
LT 70 T. Wharton	LDT 99 B. Buckner
LG 68 M. Wahle	RDT 67 J. Carstens
C 60 J. Mitchell	RDE 93 M. Rucker
RG 76 T. Reyes	SLB 55 D. Morgan
RT 69 J. Gross	WLB 54 W. Witherspoon
TE 84 M. Gaines	LCB 20 C. Gamble
WR 83 K. Colbert	RCB 23 K. Lucas
QB 17 J. Delhomme	CB 24 R. Manning
FB 45 B. Hoover	SS 27 M. McCree
RB 26 D. Foster	FS 30 M. Minter

New York Giants

Offense	Defense
WR 17 P. Burress	LE 92 M. Strahan
LT 77 L. Pettigout	LT 70 K. Clancy
LG 66 D. Diehl	RT 94 W. Joseph
C 60 S. O'Hara	RE 72 O. Umenyiora
RG 76 C. Snee	SLB 59 A. Jackson
RT 67 K. McKenzie	MLB 44 K. Lewis
TE 80 J. Shockey	WLB 54 N. Greisen
WR 81 A. Toomer	LCB 25 W. Allen
WR 85 D. Tyree	RCB 23 C. Webster
QB 10 E. Manning	SS 28 G. Wilson
RB 21 T. Barber	FS 26 B. Alexander

CAROLINA SUBSTITUTIONS: K 4 J. Kasay, P 7 J. Baker, QB 16 C. Weinke, WR 18 D. Carter, CB 21 D. Wesley, RB 22 J. Robertson, RB 32 R. Smart, RB 37 N. Goings, S 47 T. Davis, LB 50 V. Ciarciuta, LB 52 C. Draft, LB 53 B. Short, LB 56 J. Kyle, LB 57 S. Tufts, C 63 G. Hangartner, T 78 T. Fordham, WR 81 R. Proehl, TE 82 M. Seidman, TE 86 K. Mangum, WR 88 K. Hankton, DT 94 K. Moorehead, DE 96 Al Wallace, DE 97 K. Rasmussen **INACTIVE:** 3QB 3 S. LeFors, WR 5 E. Hill, CB 38 G. Wilds, FB 49 C. Cramer, T 61 D. Kadela, G 71 E. Mathis, DE 92 J. Haye, DT 98 A. Ellison

	1	2	3	4	OT	TOTAL	FIELD GOALS (made() & missed)
VISITOR Carolina Panthers	0	10	7	6	0	23	J. Kasay(31) (45) (18)
HOME New York Giants	0	0	0	0	0	0	

Team	Qtr	Clock Time	PLAY DESCRIPTION (Extra Point) (Drive Info)	SCORE Visitor Home
PANTHERS	2	9:41	S. Smith 22 yd. pass from J. Delhomme (J. Kasay kick) (12-77, 7:46)	7 0
PANTHERS	2	0:30	J. Kasay 31 yd. Field Goal (4-2, 0:58)	10 0
PANTHERS	3	6:57	S. Smith 12 yd. run (J. Kasay kick) (1-12, 0:06)	17 0
PANTHERS	4	13:33	J. Kasay 45 yd. Field Goal (10-55, 6:07)	20 0
PANTHERS	4	2:40	J. Kasay 18 yd. Field Goal (14-55, 8:55)	23 0

FINAL INDIVIDUAL STATISTICS

Carolina Panthers

New York Giants

RUSHING							RUSHING					
	ATT	YDS	AVG	LG	TD		ATT	YDS	AVG	LG	TD	
D. Foster	27	151	5.6	31	0	T.Barber	13	41	3.2	9	0	
N.Goings	12	63	5.3	18	0							
S.Smith	1	12	12.0	12	1							
B.Hoover	2	0	0.0	0	0							
C.Weinke	3	-3	-1.0	-1	0							
Total	45	223	5.0	31	1	Total	13	41	3.2	9	0	

PASSING							PASSING										
	ATT	CMP	YDS	SK/YD	TD	LG	IN	Rtg.									
J.Delhomme	22	15	140	3/19	1	25	0	100.6	E.Manning	18	10	113	4/22	0	25	3	35.0
N.Goings	0	0	0	0/9	0	0	0	0.0									
Total	22	15	140	4/28	1	25	0	100.6	Total	18	10	113	4/22	0	25	3	35.0

PASS RECEIVING							PASS RECEIVING					
	NO	YDS	AVG	LG	TD		NO	YDS	AVG	LG	TD	
S.Smith	10	84	8.4	22	1	J.Shockey	3	50	16.7	25	0	
K.Colbert	2	31	15.5	25	0	A.Toomer	3	31	10.3	13	0	
K.Mangum	1	11	11.0	11	0	T.Barber	3	28	9.3	17	0	
N.Goings	1	10	10.0	10	0	V.Shiancoe	1	4	4.0	4	0	
D.Foster	1	4	4.0	4	0							
Total	15	140	9.3	25	1	Total	10	113	11.3	25	0	

INTERCEPTIONS							INTERCEPTIONS					
	NO	YDS	AVG	LG	TD		NO	YDS	AVG	LG	TD	
M.McCree	2	-9	-4.5	1	0							
K.Lucas	1	14	14.0	14	0							
Total	3	5	1.7	14	0	Total	0	0	0.0	0	0	

PUNTING							PUNTING						
	NO	YDS	AVG	TB	IN20	LG	NO	YDS	AVG	TB	IN20	LG	
J.Baker	4	151	37.8	1	2	42	J.Foagles	4	155	38.8	1	2	49
Total	4	151	37.8	1	2	42	Total	4	155	38.8	1	2	49

PUNT RETURNS							PUNT RETURNS						
	NO	YDS	AVG	FC	LG	TD	NO	YDS	AVG	FC	LG	TD	
[DOWNED]	1	0	0.0	0	0	0	C.Morton	1	5	5.0	0	5	0
[OUT OF BOUNDS]	2	0	0.0	0	0	0	G.Wilson	1	0	0.0	0	0	0
[TOUCHBACK]	1	0	0.0	0	0	0	[DOWNED]	1	0	0.0	0	0	0
							[TOUCHBACK]	1	0	0.0	0	0	0
Returns	0	0	0.0	0	0	0	Returns	2	5	2.5	0	5	0

KICKOFF RETURNS							KICKOFF RETURNS						
	NO	YDS	AVG	FC	LG	TD	NO	YDS	AVG	FC	LG	TD	
J.Robertson	1	17	17.0	0	17	0	C.Morton	6	122	20.3	0	28	0
Returns	1	17	17.0	0	17	0	Returns	6	122	20.3	0	28	0

Carolina Panthers Own FUMBLES							New York Giants Own FUMBLES								
	Fum Rec.	Yds	TD	FF Rec.	Yds	TD	Bnds								
J.Delhomme	1	0	0	0	0	0	0	E.Manning	1	0	0	0	0	0	0
T.Wharton	0	1	0	0	0	0	0	G.Wilson	1	0	0	0	0	0	0
W.Wittherspoon	0	0	0	0	1	0	0	0	0	0	0	1	0	0	0
M.Rucker	0	0	0	0	1	0	0								
D.Wesley	0	0	0	0	1	0	0								
Total	1	1	0	0	1	2	0	Total	2	0	0	1	0	0	0

FINAL TEAM STATISTICS

VISITOR PANTHERS							HOME GIANTS						
TOTAL FIRST DOWNS	23		9		FGs -PATs Had Blocked		0-0		0-0				
By Rushing	13		1		Not Punting Average	31.5		33.8					
By Passing	9		6		TOTAL RETURN YARDAGE (Not Including Kickoffs)	5		5					
By Penalty	1		2		No. and Yards Punt Returns	0-0		2-5					
THIRD DOWN EFFICIENCY	7-15-47%		1-7-14%		No. and Yards Kickoff Returns	1-17		6-122					
FOURTH DOWN EFFICIENCY	0-0-0%		0-0-0%		No. and Yards Interception Returns	3-5		0-0					
TOTAL NET YARDS	335		132		PENALTIES Number and Yards	7-52		2-15					
Total Offensive Plays (inc. times thrown passing)	71		35		FUMBLES Number and Lost	1-0		2-2					
Average gain per offensive play	4.7		3.8		TOUCHDOWNS	2		0					
NET YARDS RUSHING	223		41		Rushing	1		0					
Total Rushing Plays	45		13		Passing	1		0					
Average gain per rushing play	5.0		3.2		EXTRA POINTS Made-Attempts	2-2		0-0					
Tackles for a loss-number and yards	3-6		1-1		Kicking Made-Attempts	2-2		0-0					
NET YARDS PASSING	112		91		FIELD GOALS Made-Attempts	3-3		0-0					
Times thrown - yards lost attempting to pass	4-28		4-22		RED ZONE EFFICIENCY	1-4-26%		0-0-0%					
Gross yards passing	140		113		GOAL TO GO EFFICIENCY	0-1-0%		0-0-0%					
PASS ATTEMPTS-COMPLETIONS-HAD INTERCEPTED	22-15-0		18-10-3		SAFETIES	0		0					
Avg gain per pass play (inc.# thrown passing)	4.3		4.1		FINAL SCORE	23		0					
KICKOFFS Number-In End Zone-Touchbacks	6-0-0		1-0-0		TIME OF POSSESSION	42:45		17:15					
PUNTS Number and Average	4-37.8		4-38.8										
Had Blocked	0		0										

DEFENSIVE STATISTICS (based on coaches' film review)

Player										Player									
	TT	S	A	S-yds	I-yds	PD	FF	FR			TT	S	A	S-yds	I-yds	PD	FF	FR	
M. McCree	6	4	2	0	24-50	0	0	0	J. Carlens	2	1	1	1-6	0	0	0	0	0	
W. Wittherspoon	5	3	2	1-5	0	0	1	0	R. Manning	2	1	1	0	0	0	0	0	0	
C. Gantle	5	2	3	0	0	0	0	0	J. Peppers	2	2	0	1-9	0	1	0	0	0	
M. Manter	4	1	3	0	0	0	0	0	T. Davis	1	1	0	1-7	0	0	0	0	0	
S. Short	4	1	3	0	0	0	0	0	M. Rucker	1	0	1	0	0	1	0	1	0	1
D. Morgan	3	0	3	0	0	0	0	0	Team Totals	37	17	20	4-25	3-5	2	1	1	1	
K. Lucas	2	1	1	0	1-14	0	0	0											

NFC DIVISIONAL PLAYOFFS

CAROLINA 29, CHICAGO 21

January 15, 2006 - Soldier Field - Chicago



WEATHER: Partly Cloudy, 40° - **ATTENDANCE:** 62,209 - **TIME:** 3:23

Carolina totaled 434 yards against the NFL's second-ranked defense in a 29-21 victory over the Chicago Bears in the NFC Divisional Playoffs. - The contest marked the Panthers fourth consecutive postseason road victory to equal the NFL record for the most consecutive road postseason victories, previously accomplished by Dallas from 1975-81. - The Panthers became the fourth team since 1990 to win an NFC Divisional Playoff game on the road. - Carolina allowed one sack against the Bears after allowing a season-high eight in their regular season contest at Chicago (11/20/05) and scored 29 points against a Bears defense that allowed a League-low 12.9 points per game during the regular season and a total of 61 points at home during the regular season. - Wide receiver Steve Smith amassed 218 yards receiving, the most in team history and fourth-highest total in a play-off game in NFL history, and two touchdowns on 12 receptions, which tied for the second-most catches in NFL postseason history. - Quarterback Jake Delhomme registered his second career 300-yard passing effort in the playoffs and his fifth postseason game with a passer rating of 100 or more. - The Panthers defense yielded only three-of-13 third down conversions against the Bears. With the victory, head coach John Fox became only the fifth head coach in NFL history to record at least four postseason road wins.

OFFICIALS

Referee — Wall Coleman (65) **Umpire** — Roy Ellison (81) **Head Linesman** — Ron Phares (10) **Line Judge** — Michael Spanier (90) **Field Judge** — Steve Zimmer (33) **Side Judge** — David Wyant (16) **Back Judge** — Richard Reels (83) **Replay** — Bob McGrath & Dean

STARTING LINEUPS

Carolina Panthers

Chicago Bears

Offense		Defense		Offense		Defense	
WR 89 S. Smith	LDE 90 J. Peppers	WR 87 M. Muhammad	LE 93 A. Ogunleye				
LT 70 T. Wharton	LDT 99 B. Buckner	LT 76 J. Tait	DT 91 T. Harris				
LG 68 M. Wahle	RDT 67 J. Carstens	LG 74 R. Brown	NT 95 I. Scott				
C 60 J. Mitchell	RDE 93 M. Rucker	C 57 O. Kreuzt	RE 96 A. Brown				
RG 76 T. Reyes	SLB 53 B. Short	RG 63 R. Garza	SLB 92 H. Hillenmeyer				
RT 69 J. Gross	MLB 55 D. Morgan	RT 69 F. Miller	MLB 54 B. Urlacher				
TE 84 M. Gaines	WLB 54 W. Witherspoon	TE 88 D. Clark	WLB 55 L. Briggs				
WR 83 K. Colbert	LCB 20 C. Gamble	WR 12 J. Gage	LCB 33 C. Tillman				
QB 17 J. Delhomme	RCB 23 K. Lucas	QB 8 R. Grossman	RCB 31 N. Vasher				
FB 45 B. Hoover	SS 27 M. McCree	RB 20 T. Jones	SS 46 C. Harris				
RB 26 D. Foster	FS 30 M. Minter	FB 37 J. McKie	FS 30 M. Brown				

CAROLINA SUBSTITUTIONS: K 4 J.Kasay, P 7 J.Baker, WR 18 D.Carter, CB 21 D.Wesley, RB 22 J.Robertson, CB 24 R. Manning, RB 32 R.Smart, RB 37 N.Goings, S 47 T.Davis, LB 50 V.Ciurciu, LB 52 C.Draft, LB 56 J.Kyle, LB 57 S.Tufts, C 63 G.Hangartner, T 78 T.Fordham, WR 81 R.Proehl, TE 82 M.Seidman, TE 86 K.Mangum, WR 88 K.Hankton, DT 94 K.Moorehead, DE 96 Al Wallace, DE 97 K.Rasmussen **DID NOT PLAY:** QB16 C.Weinke. **INACTIVE:** QB3 S.LeFors, WR 5 E. Hill, CB 38 G. Wilds, FB 49 C. Cramer, T 61 D.Kadela, G 71 E.Mathis, DE 92 J.Haye, DT 98 A.Ellison

	1	2	3	4	OT	TOTAL	FIELD GOALS (made() & missed)
VISITOR Carolina Panthers	7	9	7	6	0	29	J. Kasay(20) (38) (37)
HOME Chicago Bears	0	7	7	7	0	21	

Team	Qtr	Clock Time	PLAY DESCRIPTION (Extra Point) (Drive Info)	SCORE Visitor Home
PANTHERS	1	14:05	S.Smith 58 yd. pass from J.Delhomme (J.Kasay kick) (2-60, 0:55)	7 0
PANTHERS	2	14:57	J.Kasay 20 yd. Field Goal (10-62, 4:01)	10 0
PANTHERS	2	6:26	J.Kasay 38 yd. Field Goal (8-40, 4:26)	13 0
BEARS	2	1:57	A.Peterson 1 yd. run (R.Gould kick) (9-67, 4:29)	13 7
PANTHERS	2	0:00	J.Kasay 37 yd. Field Goal (8-51, 1:57)	16 7
BEARS	3	11:21	D.Clark 1 yd. pass from R.Grossman (R.Gould kick) (8-68, 3:39)	16 14
PANTHERS	3	2:07	S.Smith 39 yd. pass from J.Delhomme (J.Kasay kick) (5-56, 3:24)	23 14
BEARS	4	12:23	J.McKie 3 yd. run (R.Gould kick) (11-66, 4:44)	23 21
PANTHERS	4	8:04	K.Mangum 1 yd. pass from J.Delhomme (kick failed, hru) (7-62, 4:19)	29 21

FINAL INDIVIDUAL STATISTICS

Carolina Panthers

Chicago Bears

RUSHING										RUSHING									
	ATT	YDS	AVG	LG	TD		ATT	YDS	AVG	LG	TD								
D.Foster	16	54	3.4	17	0	T.Jones	20	80	4.0	24	0								
N.Goings	10	34	3.4	10	0	A.Peterson	5	9	1.8	5	1								
S.Smith	3	26	8.7	22	0	R.Grossman	1	5	5.0	5	0								
J.Delhomme	2	9	4.5	9	0	J.McKie	1	3	3.6	3	1								
Total	31	123	4.0	22	0	Total	27	97	3.6	24	2								
PASSING										PASSING									
	ATT	CMP	YDS	SK/YD	TD	LG	IN	Rtg.		ATT	CMP	YDS	SK/YD	TD	LG	IN	Rtg.		
J.Delhomme	33	24	319	1/8	3	58	1	120.6	R.Grossman	41	17	192	1/7	1	27	1	54.1		
Total	33	24	319	1/8	3	58	1	120.6	Total	41	17	192	1/7	1	27	1	54.1		
PASS RECEIVING										PASS RECEIVING									
	NO	YDS	AVG	LG	TD		NO	YDS	AVG	LG	TD								
S.Smith	12	218	18.2	58	2	B.Berian	5	69	13.6	17	0								
R.Proehl	3	28	9.3	11	0	M.Muhammad	3	59	19.3	24	0								
D.Carler	2	43	21.5	29	0	T.Jones	3	30	10.0	27	0								
B.Hoover	2	13	6.5	7	0	J.Gage	3	28	9.3	24	0								
N.Goings	1	14	14.0	14	0	D.Clark	2	5	2.5	4	1								
K.Colbert	1	9	9.0	9	0	A.Peterson	1	3	3.0	3	0								
D.Foster	1	3	3.0	3	0														
K.Mangum	1	1	1.0	1	1														
J.Robertson	1	-1	-10.0	-10	0														
Total	24	319	13.3	58	3	Total	17	192	11.3	27	1								
INTERCEPTIONS										INTERCEPTIONS									
	NO	YDS	AVG	LG	TD		NO	YDS	AVG	LG	TD								
K.Lucas	1	1	1.0	1	0	B.Urlacher	1	20	20.0	20	0								
Total	1	1	1.0	1	0	Total	1	20	20.0	20	0								
PUNTING										PUNTING									
	NO	YDS	AVG	TB	IN20	LG		NO	YDS	AVG	TB	IN20	LG						
J.Baker	5	206	41.2	1	3	47	B.Maynard	7	246	35.1	0	0	54						
Total	5	206	41.2	1	3	47	Total	7	246	35.1	0	0	54						
PUNT RETURNS										PUNT RETURNS									
	NO	YDS	AVG	FC	LG	TD		NO	YDS	AVG	FC	LG	TD						
S.Smith	2	-1	-0.5	0	0	0	N.Vasher	2	1	0.5	0	6	0						
[DOWNED]	3	0	0.0	0	0	0	[DOWNED]	1	0	0.0	0	0	0						
[OUT OF BOUNDS]	2	0	0.0	0	0	0	[TOUCHBACK]	1	0	0.0	0	0	0						
Returns	2	-1	-0.5	0	0	0	Returns	2	1	0.5	0	6	0						
KICKOFF RETURNS										KICKOFF RETURNS									
	NO	YDS	AVG	FC	LG	TD		NO	YDS	AVG	FC	LG	TD						
J.Robertson	4	100	25.0	0	34	0	R.Davis	5	115	23.0	0	31	0						
							A.Peterson	1	17	17.0	0	17	0						
Returns	4	100	25.0	0	34	0	Returns	6	132	22.0	0	31	0						
Carolina Panthers Own FUMBLES										Chicago Bears Own FUMBLES									
	Fum	Rec.	Yds	TD	FF	Rec.	Yds	TD	Out		Fum	Rec.	Yds	TD	FF	Rec.	Yds	TD	Out
J.Delhomme	2	1	0	0	0	0	0	0	0	C.Harris	0	0	0	0	1	0	0	0	0
D.Foster	1	1	0	0	0	0	0	0	0	A.Ogunlaye	0	0	0	0	1	0	0	0	0
T.Wharton	1	1	0	0	0	0	0	0	0										
Total	3	3	0	0	0	0	0	0	0	Total	0	0	0	0	2	0	0	0	0

FINAL TEAM STATISTICS

	VISITOR					HOME						VISITOR					HOME				
	PANTHERS					BEARS						PANTHERS					BEARS				
TOTAL FIRST DOWNS	21					23					FGs - PATs Had Blocked	0-0					0-0				
By Rushing	5					6					Net Punting Average	37.0					35.3				
By Passing	14					11					TOTAL RETURN YARDAGE (Not Including Kickoffs)	0					21				
By Penalty	1					6					No. and Yards Punt Returns	2-1					2-1				
THIRD DOWN EFFICIENCY	5-12-42%					3-13-23%					No. and Yards Kickoff Returns	4-100					6-132				
FOURTH DOWN EFFICIENCY	0-0-0%					1-2-50%					No. and Yards Interception Returns	1-1					1-20				
TOTAL NET YARDS	434					282					PENALTIES Number and Yards	9-50					4-19				
Total Offensive Plays (inc. times thrown passing)	65					69					FUMBLES Number and Lost	3-0					0-0				
Average gain per offensive play	6.7					4.1					TOUCHDOWNS	3					3				
NET YARDS RUSHING	123					97					Rushing	0					2				
Total Rushing Plays	31					27					Passing	3					1				
Average gain per rushing play	4.0					3.6					EXTRA POINTS Made-Attempts	2-3					3-3				
Tackles for a loss-number and yards	6-12					2-7					Kicking Made-Attempts	2-3					3-3				
NET YARDS PASSING	311					185					FIELD GOALS Made-Attempts	3-3					0-0				
Times thrown - yards lost attempting to pass	1-8					1-7					RED ZONE EFFICIENCY	1-3-33%					3-3-100%				
Gross yards passing	319					192					GOAL TO GO EFFICIENCY	1-2-50%					3-3-100%				
PASS ATTEMPTS-COMPLETIONS-HAD INTERCEPTED	33-24-1					41-17-1					SAFETIES	0					0				
Avg gain per pass play (inc.# thrown passing)	9.1					4.4					FINAL SCORE	29					21				
KICKOFFS Number-In End Zone-Touchbacks	6-1-0					4-0-0					TIME OF POSSESSION	33:25					26:35				
PUNTS Number and Average	5-41.2					7-35.1															
Had Blocked	0					0															

DEFENSIVE STATISTICS (based on coaches' film review)

Player	VISITOR					HOME					Player	VISITOR					HOME				
	PANTHERS					BEARS						PANTHERS					BEARS				
D. Morgan	9	2	7	0	0	1	0	0	0	M. Rucker	3	2	1	0	0	1	0	0	0		
K. Lucas	6	4	2	0	1	3	0	0	0	T. Davis	2	2	0	0	0	0	0	0			
C. Gamble	6	4	2	0	0	3	0	0	0	A. Wallace	2	0	2	0	0	1	0	0			
M. Minter	6	2	4	0	0	0	0	0	0	J. Carsten	1	1	0	1	7	0	0	0			
W. Wilherspoon	5	3	2	0	0	2	0	0	0	K. Rasmussen	1	1	0	0	0	0	0	0			
M. McCree	4	2	2	0	0	1	0	0	0	B. Buckner	1	0	1	0	0	1	0	0			
B. Short	4	2	2	0	0	1	0	0	0	K. Moorehead	1	0	1	0	0	0	0	0			
J. Peppers	4	4	0	0	0	0	1	0	0	Team Totals	55	29	26	1-7	1-1	13	1	0			

NFC CHAMPIONSHIP
SEATTLE 34, CAROLINA 14
 January 22, 2006 - Qwest Field - Seattle



WEATHER: Overcast, 48° - **ATTENDANCE:** 67,837 - **TIME:** 3:09

Seattle's defense forced four turnovers and held the Panthers to 212 total yards in a 34-14 victory in the 2005 NFC Championship Game. — Carolina was limited to 36 yards by the Seahawks fifth-ranked rushing defense and converted only one-of-nine third down opportunities. Interceptions on consecutive Carolina possessions enabled Seattle to transform a 7-0 lead into a 17-0 advantage in the second quarter. — Wide receiver Steve Smith established an NFL record for the most catches in a postseason with 27, surpassing the previous mark of 23 set by Anthony Carter with Minnesota in the 1987 postseason. Smith's 59-yard punt return for a touchdown enabled him to become the first player in NFL history to score a touchdown on a run, pass and punt return in the same postseason. — Running back Nick Goings, who started in place of the injured DeShaun Foster, was shaken up in the first quarter and did not return to the game.

OFFICIALS

Referee — Ed Hochuli (85) **Umpire** — Carl Paganelli (124) **Head Linesman** — Tom Stabile (24) **Line Judge** — Byron Boston (18)
Field Judge — Buddy Horton (82) **Side Judge** — Carl Cheffers (51) **Back Judge** — Steve Freeman (133) **Replay** — Mark Burns

STARTING LINEUPS

Carolina Panthers

Seattle Seahawks

Offense		Defense		Offense		Defense	
WR 89	S. Smith	LDE 90	J. Peppers	WR 84	B. Engram	LDE 94	B. Fisher
LT 70	T. Wharton	LDT 99	B. Buckner	LT 71	W. Jones	LDT 91	C. Darby
LG 68	M. Wahle	RDT 67	J. Carstens	LG 76	S. Hutchinson	RDT 99	R. Bernard
C 60	J. Mitchell	RDE 93	M. Rucker	C 61	R. Tobeck	RDE 98	G. Wistrom
RG 76	T. Reyes	SLB 53	B. Short	RG 62	C. Gray	OLB 56	L. Hill
RT 69	J. Gross	MLB 55	D. Morgan	RT 75	S. Locklear	MLB 51	L. Tatupe
TE 84	M. Gaines	WLB 54	W. Wiltherspoon	WR 87	J. Jurevicius	OLB 54	D. Lewis
WR 83	K. Colbert	LCB 20	C. Gamble	WR 82	D. Jackson	LCB 21	A. Dyson
QB 17	J. Delhomme	RCB 23	K. Lucas	QB 8	M. Hasselbeck	RCB 23	M. Trufant
FB 45	B. Hoover	SS 27	M. McCree	FB 38	M. Strong	SS 28	M. Boulware
RB 37	N. Goings	FS 30	M. Minter	RB 37	S. Alexander	FS 33	M. Manuel

CAROLINA SUBSTITUTIONS: K 4 J.Kasay, P 7 J.Baker, WR 18 D.Carter, CB 21 D.Wesley, RB 22 J.Robertson, CB 24 R. Manning, RB 32 R.Smart, S 47 T.Davis, FB 49 C. Cramer, LB 50 V.Ciurciu, LB 52 C.Draft, LB 56 J.Kyle, LB 57 S.Tufts, C 63 G.Hangartner, T 78 T.Fordham, WR 81 R.Proehl, TE 86 K.Mangum, WR 88 K.Hankton, DT 94 K.Moorehead, DE 96 Al Wallace, DE 97 K.Rasmussen **DID NOT PLAY:** QB16 C.Weinke, TE 82 M.Seidman. **INACTIVE:** QB3 S.LeFors, WR 5 E. Hill, S 31 B. Parker, CB 38 G. Wilds, T 61 D.Kadela, G 71 E.Mathis, DE 92 J.Haye, DT 98 A.Ellison

	1	2	3	4	OT	TOTAL	FIELD GOALS (made() & missed)
VISITOR Carolina Panthers	0	7	0	7	0	14	
HOME Seattle Seahawks	10	10	7	7	0	34	J. Brown (24) (39) 49SH

Team	Qtr	Clock Time	PLAY DESCRIPTION (Extra Point) (Drive Info)	SCORE Visitor Home
SEAHAWKS	1	5:31	J.Stevens 17 yd. pass from M.Hasselbeck (J.Brown kick) (5-57, 2:16)	0 7
SEAHAWKS	1	2:23	J.Brown 24 yd. Field Goal (6-14, 2:44)	0 10
SEAHAWKS	2	14:53	S.Alexander 1 yd. run (J.Brown kick) (4-17, 0:57)	0 17
PANTHERS	2	9:05	S.Smith 59 yd. punt return (J.Kasay kick)	7 17
SEAHAWKS	2	4:03	J.Brown 39 yd. Field Goal (10-57, 5:02)	7 20
SEAHAWKS	3	11:09	D.Jackson 20 yd. pass from M.Hasselbeck (J.Brown kick) (8-65, 3:51)	7 27
SEAHAWKS	4	6:00	S.Alexander 1 yd. run (J.Brown kick) (8-53, 4:48)	7 34
PANTHERS	4	5:09	D.Carter 47 yd. pass from J.Delhomme (J.Kasay kick) (4-80, 0:51)	14 34

FINAL INDIVIDUAL STATISTICS

Carolina Panthers

RUSHING	ATT	YDS	AVG	LG	TD
J.Robertson	4	19	4.8	15	0
J.Delhomme	3	15	5.0	6	0
N.Goings	5	2	0.4	2	0
Total	12	36	3.0	15	0

PASSING	ATT	CMP	YDS	SK/YD	TD	LG	IN	Rtg.
J.Delhomme	35	15	196	2/20	1	47	3	34.9
Total	35	15	196	2/20	1	47	3	34.9

PASS RECEIVING	NO	YDS	AVG	LG	TD
J.Robertson	5	37	7.4	18	0
S.Smith	5	33	6.6	12	0
D.Carter	2	88	44.0	47	1
R.Proehl	1	19	19.0	19	0
K.Mangum	1	10	10.0	10	0
B.Hoover	1	9	9.0	9	0
Total	15	196	13.1	47	1

INTERCEPTIONS	NO	YDS	AVG	LG	TD
Total	0	0	0.0	0	0

PUNTING	NO	YDS	AVG	TB	IN20	LG
J.Baker	7	243	34.7	0	2	52
Total	7	243	34.7	0	2	52

PUNT RETURNS	NO	YDS	AVG	FC	LG	TD
S.Smith	1	59	59.0	0	59	1
[DOWNED]	2	0	0.0	0	0	0
[TOUCHBACK]	2	0	0.0	0	0	0
Returns	1	59	59.0	0	59	1

KICKOFF RETURNS	NO	YDS	AVG	FC	LG	TD
R.Smart	4	74	18.5	0	21	0
J.Robertson	3	89	23.0	0	26	0
Returns	7	143	20.4	0	26	0

Carolina Panthers Own FUMBLES	Fum Rec.	Yds	TD	Opp. FF Rec.	Yds	TD	Out TD Bnds
S.Smith	1	0	0	0	0	0	0
Total	1	0	0	0	0	0	0

Seattle Seahawks

RUSHING	ATT	YDS	AVG	LG	TD
S.Alexander	34	132	3.9	18	2
M.Hasselbeck	6	27	4.5	15	0
M.Morris	7	24	3.4	10	0
M.Strong	4	7	1.8	3	0
Total	51	190	3.7	18	2

PASSING	ATT	CMP	YDS	SK/YD	TD	LG	IN	Rtg.
M.Hasselbeck	28	20	219	2/16	2	28	0	118.0
Total	28	20	219	2/16	2	28	0	118.0

PASS RECEIVING	NO	YDS	AVG	LG	TD
D.Jackson	5	75	12.5	20	1
J.Stevens	6	86	11.0	17	1
B.Engram	3	34	11.3	13	0
S.Wallace	1	28	28.0	28	0
R.Hannam	1	7	7.0	7	0
J.Jurevicius	1	6	6.0	6	0
M.Sirong	1	3	3.0	3	0
S.Alexander	1	0	0.0	0	0
Total	20	219	11.0	28	2

INTERCEPTIONS	NO	YDS	AVG	LG	TD
M.Manuel	1	32	32.0	32	0
L.Tafupu	1	21	21.0	21	0
M.Boulware	1	14	14.0	14	0
Total	3	67	22.3	32	0

PUNTING	NO	YDS	AVG	TB	IN20	LG
T.Rouen	4	169	42.3	2	1	45
J.Brown	1	25	25.0	0	1	25
Total	5	194	38.8	2	2	45

PUNT RETURNS	NO	YDS	AVG	FC	LG	TD
P.Warick [DOWNED]	2	7	3.5	2	5	0
[DOWNED]	3	0	0.0	0	0	0
Returns	2	7	3.5	2	5	0

KICKOFF RETURNS	NO	YDS	AVG	FC	LG	TD
J.Scobey	2	51	25.5	0	32	0
Returns	2	51	25.5	0	32	0

Seattle Seahawks Own FUMBLES	Fum Rec.	Yds	TD	Opp. FF Rec.	Yds	TD	Out TD Bnds
C.Terrell	0	0	0	1	0	0	0
M.Trufant	0	0	0	0	1	5	0
Total	0	0	0	1	1	5	0

FINAL TEAM STATISTICS

	VISITOR PANTHERS	HOME SEAHAWKS	VISITOR PANTHERS	HOME SEAHAWKS	
TOTAL FIRST DOWNS	11	27	0-0	0-0	
By Rushing	2	13	33.7	19.0	
By Passing	7	11	59	74	
By Penalty	2	3	1-59	2-7	
THIRD DOWN EFFICIENCY	1.9-11%	8-16-44%	7-143	2-51	
FOURTH DOWN EFFICIENCY	0-0-0%	0-1-0%	0-0	3-67	
TOTAL NET YARDS	212	393	5-57	7-63	
Total Offensive Plays (inc. times thrown passing)	49	81	1-1	0-0	
Average gain per offensive play	4.3	4.9	2	4	
NET YARDS RUSHING	36	190	Rushing	0	2
Total Rushing Plays	12	51	Passing	1	2
Average gain per rushing play	3.0	3.7	Punt Returns	1	0
Tackles for a loss-number and yards	1-2	7-14	EXTRA POINTS Made-Attempts	2-2	4-4
NET YARDS PASSING	176	203	Kicking Made-Attempts	2-2	4-4
Times thrown - yards lost attempting to pass	2-20	2-16	FIELD GOALS Made-Attempts	0-0	2-3
Gross yards passing	196	219	RED ZONE EFFICIENCY	0-0-0%	3-4-75%
PASS ATTEMPTS-COMPLETIONS-HAD INTERCEPTED	35-15-3	28-20-3	GOAL TO GO EFFICIENCY	0-0-0%	2-3-67%
Avg gain per pass play (inc.# thrown passing)	4.8	6.8	SAFETIES	0	0
KICKOFFS Number-In End Zone-Touchbacks	3-0-0	7-1-0	FINAL SCORE	14	34
PUNTS Number and Average	7-34.7	5-38.8	TIME OF POSSESSION	18:09	41:51
Had Blocked	0	0			

DEFENSIVE STATISTICS (based on coaches' film review)

Player	TT	S	A	S-yds	I-yds	PD	FF	FR	Player	TT	S	A	S-yds	I-yds	PD	FF	FR
W. Witherspoon	10	8	2	0	0	1	0	0	J. Carstens	4	2	2	0	0	0	0	0
D. Morgan	7	2	5	1-7	0	0	0	0	R. Manning	4	4	0	0	0	0	0	0
B. Buckner	7	7	0	0	0	0	0	0	M. Minter	3	3	0	0	0	1	0	0
C. Draft	7	7	0	0	0	0	0	0	G. Gamble	3	3	0	0	0	0	0	0
K. Lucas	6	5	1	0	0	0	0	0	K. Moorehead	2	1	1	0	0	0	0	0
J. Peppers	6	5	1	0	0	0	0	0	A. Wallace	1	1	0	0	0	0	0	0
B. Short	6	4	2	0	0	0	0	0	T. Davis	1	1	0	0	0	0	0	0
M. McCree	6	6	0	0	0	0	0	0	K. Rasmussen	1	1	0	0	0	0	0	0
M. Rucker	4	3	1	1-9	0	0	0	0	Team Totals	78	63	15	2-16	0	3	0	0

DRAFT HISTORY

2007 COLLEGE DRAFT

Round	Pos	Player	College
1 (25)	LB	Jon Beason*	Miami (FL)
2a (45)	WR	Dwayne Jarrett	So. California
2b (59)	C	Ryan Kalil**	So. California
3 (83)	DE	Charles Johnson	Georgia
4 (118)	WR	Ryne Robinson	Miami (Ohio)
5a (155)	TE	Dante Rosario	Oregon
5b (164)	LB	Tim Shaw†	Penn State
7b (237)	CB	C.J. Wilson	Baylor

* Choice obtained from NY Jets along with 2(59) and 5(164) in exchange for 1(14) and 6(191)
 ** Choice obtained from NY Jets along with 1(25) and 5(164) in exchange for 1(14) and 6(191)
 † Choice obtained from NY Jets along with 1(25) and 2(59) in exchange for 1(14) and 6(191)

2006 COLLEGE DRAFT

Round	Pos	Player	College
1 (27)	RB	DeAngelo Williams	Memphis
2 (58)	CB	Richard Marshall	Fresno State
3a (88)	LB	James Anderson*	Virginia Tech
3b (89)	T	Rashad Butler	Miami (FL)
4 (121)	S	Nate Salley	Ohio State
5 (155)	TE	Jeff King	Virginia Tech
7a (234)	C/G	Will Montgomery	Virginia Tech
7b (237)	DE	Stanley McClover**	Auburn

* Choice obtained from Chicago as compensation for restricted free agent Ricky Manning, Jr.
 ** Choice obtained from Denver along with Jason Baker in exchange for P Todd Sauerbrun

2005 COLLEGE DRAFT

Round	Pos	Player	College
1 (14)	S/LB	Thomas Davis	Georgia
2 (54)	RB	Eric Shelton	Louisville
3a (79)	G	Evan Mathis	Alabama
3b (89)	DT	Yiyah Ellison	Missouri
4 (121)	QB	Sefan LeFors	Louisville
5a (149)	LB	Adam Seward	UNLV
5b (169)	C/T	Geoff Hangartner†	Texas A&M
5c (171)	S	Ben Emaniuel†	UCLA
6a (189)	DE	Jovan Haye	Vanderbilt
6b (207)	G	Joe Bergert	Michigan Tech

† Compensatory selection

2004 COLLEGE DRAFT

Round	Pos	Player	College
1 (28)	DB	Chris Gamble*	Ohio State
2 (62)	WR	Keary Colbert	So. California
3 (94)	OT	Travelle Wharton	South Carolina
5 (163)	WR	Drew Carter	Ohio State
6 (196)	LB	Sean Tufts	Colorado
7 (232)	TE	Michael Gaines	Central Florida

* Choice obtained from San Francisco in exchange for 4(126)

2003 COLLEGE DRAFT

Round	Pos	Player	College
1 (8)	T	Jordan Gross	Utah
2 (50)	G	Bruce Nelson*	Iowa
3a (76)	TE	Mike Seidman	UCLA
3b (82)	CB	Ricky Manning, Jr.†	UCLA
4 (119)	S	Colin Branch**	Stanford
5 (145)	DT	Kindal Moorehead	Alabama
7a (226)	WR	Walter Young†	Illinois
7b (247)	FB	Casey Moore##	Stanford

* Choice obtained from New England along with 4(120) in exchange for 2(45)
 # Choice obtained from Denver in exchange for 4(108), 4(120) and 7(227)
 ** Choice obtained from Miami along with defensive end Al Wallace in exchange for defensive end Jay Williams
 † Choice obtained from Miami along with 7(247) in exchange for 6(181)
 ## Choice obtained from Miami along with 7(226) in exchange for 6(181)

2002 COLLEGE DRAFT

Round	Pos	Player	College
1 (2)	DE	Julius Peppers	North Carolina
2 (34)	RB	DeShaun Foster	UCLA
3 (73)	LB	Will Witherspoon*	Georgia
4 (100)	CB	Dante Wesley	Ark. Pine Bluff
5a (137)	QB	Randy Fasaní	Stanford
5b (145)	FB	Kyle Johnson**	Syracuse
6 (174)	TE	Keith Heinrich	Sam Houston St.
7a (213)	T	Pete Campion	North Dakota St.
7b (258)	CB	Brad Franklin†	SW Louisiana St.

* Choice obtained from Cincinnati along with 5(145) in exchange for 3(67)
 ** Choice obtained from Cincinnati along with 3(73) in exchange for 3(67)
 † Compensatory selection

2001 COLLEGE DRAFT

Round	Pos	Player	College
1 (11)	LB	Dan Morgan	Miami
2 (44)	DT	Kris Jenkins	Maryland
3 (74)	WR	Steve Smith	Utah
4 (106)	QB	Chris Weinke	Florida State
5 (143)	DB	Jarrod Cooper	Kansas State
6 (175)	RB	Dee Brown	Syracuse
7a (211)	OL	Louis Williams	Louisiana State
7b (227)	TE	Mike Roberg*	Idaho

* Choice obtained from Philadelphia in exchange for TE Luther Broughton 1999

2000 COLLEGE DRAFT

Round	Pos	Player	College
1a (12)		Choice to Washington	
1 (23)	DB	Rashard Anderson*	Jackson State
2 (57)	DB	Deon Grant**	Tennessee
3 (82)	OL	Leander Jordan	Indiana (Pa.)
4a (112)		Choice to Denver	
4b (120)	DL	Alvin McKinley†	Mississippi St.
5 (147)	DL	Gillis Wilson	Southern
6 (182)	OL	Jeno James	Auburn
7 (221)	LB	Lester Towns	Washington

* Choice obtained from Miami in exchange for 1998 2(44)
 ** Choice obtained from Tampa Bay along with 4(120) in exchange for 2(51)
 † Choice obtained from Tampa Bay along with 2(57) in exchange for 2(51)

1999 COLLEGE DRAFT

Round	Pos	Player	College
1 (5)		Choice to Washington	
2 (34)	T	Chris Terry*	Georgia
2 (38)	DE	Michael Rucker	Nebraska
3 (67)		Choice to Denver	
4 (100)	LB	Hannibal Navies	Colorado
5 (140)		Choice to Dallas	
6 (175)	DE	Robert Daniel	N'Western St.
7 (211)	DB	Tony Booth	James Madison

* Choice obtained from Indianapolis in exchange for CB Tyrone Poole

1998 EXPANSION DRAFT

Round	Pos	Player Lost	Team
6 (6)	LB	Tarek Saleh	Cleveland

1998 COLLEGE DRAFT

Round	Pos	Player	College
1 (14)	DE	Jason Peter	Nebraska
2 (44)		Choice to Miami	
3 (62)	DE	Chuck Wiley*	Louisiana State
3 (73)	DL	Mitch Marrow	Pennsylvania
4 (106)	WR	Donald Hayes	Wisconsin
5 (136)	LB	Jerry Jenson	Washington

6	(165)	S	Damien Richardson	Arizona State
7	(196)	DL	Viliami Maumau**	Colorado
7	(203)		Choice to Pittsburgh	
7	(228)†	WR	Jim Turner	Syracuse
*			Choice obtained from Indianapolis as compensation for General Manager Bill Polian	
**			Choice obtained from New Orleans as compensation for RFA Chad Cota	
†			Compensatory selection	

18	(36)	WR	Steve Hawkins	New England
19	(38)	RB	Brian O'Neal	Philadelphia
20	(40)	RB	Derrick Lassic	Dallas
21	(42)	WR	Richard Buchanan	LA Rams
22	(44)	QB	Doug Pederson	Miami
23	(46)	TE	Vince Marrow	Buffalo
24	(48)	WR	Larry Ryans	Detroit
25	(50)	G	Baron Rollins	New Orleans
26	(52)	LB	William Sims	Minnesota
27	(54)	LB	Paul Butcher	Indianapolis
28	(56)	QB	Jack Trudeau	NY Jets
29	(58)	WR	Charles Swann	Denver
30	(60)	WR	David Mims	Atlanta
31	(62)	DE	Shawn Price	Tampa Bay
32	(63)	WR	Eric Guliford	Minnesota
33	(64)	DT	Bill Goldberg	Atlanta
34	(65)	RB	Eric Ball	Cincinnati
35	(66)	DT	Mike Teeter	Houston

1997 COLLEGE DRAFT

Round	Pos	Player	College	
1	(27)	WR	Rae Carruth	Colorado
2	(56)	S	Mike Minter	Nebraska
3	(87)	LB	Kinnon Tatum	Notre Dame
4	(122)	LB	Tarek Saleh	Wisconsin
5	(157)		Choice to Oakland	
6	(189)	DL	Matt Finkes	Ohio State
7	(228)	TE	Kris Mangum	Mississippi

1996 COLLEGE DRAFT

Round	Pos	Player	College	
1	(8)	RB	T. Brakabutuka	Michigan
2	(43)	WR	Muhsin Muhammad	Michigan State
3a	(73)	RB	Winslow Oliver	New Mexico
3b	(88)	DL	J.C. Price	Virginia Tech
4a	(106)	G	Norberto Garrido	Southern Cal.
4b	(111)	CB	Emmanuel McDaniel*	East Carolina
5	(142)	RB	Marquette Smith	Central Florida
6	(192)		Choice to Pittsburgh	
6	(193)	FB	Scott Greene	Michigan State
7a	(217)	WR	Donnell Baker	Southern
7b	(234)	DL	Kerry Hicks	Colorado
*			Choice obtained from Denver in exchange for 4(122), 5(159), 7(235)	

1995 COLLEGE DRAFT

Round	Pos	Player	College	
1a	(5)	QB	Kerry Collins*	Penn State
1b	(22)	CB	Tyrone Poole**	Fort Valley St.
1c	(29)	T	Blake Brockermeyer†	Texas
2	(36)	DE	Shawn King	NE Louisiana
4	(133)	G	Frank Garcia	Washington
5a	(135)	DB	Mike Senters	Northwestern
5b	(171)	G	Andrew Peterson	Washington
6	(188)	DL	Steve Strahant††	Baylor
6	(191)	QB	Jerry Colquitt*	Tennessee
7	(209)	S	Chad Cota	Oregon
7	(249)	DB	Michael Reed	Boston College
*			Choice obtained from Cincinnati along with 2(36) in exchange for 1(1)	
**			Choice obtained from Green Bay along with 6(188) in exchange for 1(32), 3(65), 6(173)	
†			Choice obtained from San Diego in exchange for 2(34), 3(96), 4(100)	
††			Choice obtained from Kansas City in exchange for 1996 6(176)	
‡			Choice obtained from Green Bay along with 1(22) in exchange for 1(32), 3(65), 6(173)	

1995 NFL EXPANSION DRAFT

Round	Pos	Player	Team	
1	(2)	CB	Rod Smith	New England
2	(4)	T	Harry Boatswain	San Francisco
3	(6)	TE	Kurt Haws	Washington
4	(8)	DE	Tyrone Rogers	Seattle
5	(10)	DE	Mark Thomas	San Francisco
6	(12)	CB	Tim McKyer	Pittsburgh
7	(14)	C	Curtis Whitley	San Diego
8	(16)	FB	Howard Griffith	LA Rams
9	(18)	NT	Greg Krágen	Kansas City
10	(20)	S	Cary Brabham	LA Raiders
11	(22)	LB	Dave Garnett	Minnesota
12	(24)	LB	Andre Powell	NY Giants
13	(26)	RB	Dawell Brewer	Indianapolis
14	(28)	FB	Bob Christian	Chicago
15	(30)	S	Fred Foggie	Pittsburgh
16	(32)	WR	Mark Carrier	Cleveland
17	(34)	C	Mark Rodenhauser	Detroit

FREE AGENT HISTORY

2007 UNRESTRICTED FREE AGENTS

Pos	Player	Team
S	Deke Cooper	San Francisco

Free Agents Lost

LB	Chris Draft	St. Louis
LB	Vinny Ciurciu	Minnesota
TE	Mike Seidman	Indianapolis

2007 VETERAN FREE AGENTS

DE	Dave Ball
QB	David Carr
CB	Curtis DeLoatch
WR	Chris Horn
DT	Chad Lavalais
LB	Terrence Melton

2006 UNRESTRICTED FREE AGENTS

Pos	Player	Team
LB	Keith Adams	Philadelphia
C	Justin Hartwig	Tennessee
DT	Maake Kemoeatu	Baltimore
DT	Damione Lewis	St. Louis
S	Kevin McCadam	Atlanta
S	Shaun Williams	New York Giants

Free Agents Lost

S	Idrees Bashir	Detroit
CB	Ricky Manning, Jr.	Chicago
S	Marlon McCree	San Diego
DE	Kemp Rasmussen	Seattle
G	Tutan Reyes	Buffalo
LB	Will Witherspoon	St. Louis

2006 VETERAN FREE AGENTS

LB	Na'il Diggs
CB	Reggie Howard
LB	Corey Jenkins
WR	Keyshawn Johnson
P	Micah Knorr
DE	Otis Leverette

2005 UNRESTRICTED FREE AGENTS

Pos	Player	Team
S	Idrees Bashir	Indianapolis
TE	Freddie Jones	Arizona
CB	Ken Lucas	Seattle
S	Marlon McCree	Houston
P	Tom Rouen	Seattle
G	Mike Wahle	Green Bay

Free Agents Lost

LB	Brian Allen	Washington
S	Travares Tillman	Miami

2005 VETERAN FREE AGENTS

WR	Eugene Baker
P	Steve Cheek
LB	Chris Draft
LB	Bryan Knight
WR	J.R. Tolver

2004 UNRESTRICTED FREE AGENTS

Pos	Player	Team
CB	Terrance Shaw	Oakland
LB	Brandon Short	New York Giants

Free Agents Lost

S	Deon Grant	Jacksonville
G	Jeno James	Miami
CB	Reggie Howard	Miami

2003 UNRESTRICTED FREE AGENTS

Pos	Player	Team
G	Doug Brzezinski	Philadelphia
QB	Jake Delhomme	New Orleans
WR	Kevin Dyson	Tennessee
LB	Greg Favors	Buffalo
WR	Ricky Proehl	St. Louis

Free Agents Lost

LB	Hannibal Navies	Green Bay
C	Jamar Nesbit	Jacksonville

2003 VETERAN FREE AGENTS

WR	Eugene Baker
RB	Stephen Davis
CB	William Hampton
CB	Emmanuel McDaniel
TE	Kirk McMullen
DT	Giradie Mercer
DE	Arnold Miller
DE	Kavika Pittman
LB	Marquis Smith
RB	Scott Zimmerman

2002 UNRESTRICTED FREE AGENTS

Pos	Player	Team
CB	Terry Cousin	Miami
QB	Rodney Peete	Oakland
RB	Lamar Smith	Miami

Free Agents Lost

TE	Luther Broughton	Chicago
DT	Larry Chester	Miami
LB	Darren Hambrick	N/A
QB	Jim Harbaugh	N/A
WR	Donald Hayes	New England
FB	Chris Hetherington	St. Louis
LB	Chris Slade	N/A

2002 VETERAN FREE AGENTS

RB	Michael Bates
DT	Shane Burton
LB	Mark Fields
LB	Brad Jackson
CB	DeRon Jenkins
G	Scott Kiernan
DE	Fernando Smith
CB	Cordell Taylor
CB	Fred Vinson

2001 UNRESTRICTED FREE AGENTS

Pos	Player	Team
DT	Brentson Buckner	San Francisco
G	Kevin Donnalley	Miami
LB	Jason Kyle	San Francisco
C	Jeff Mitchell	Baltimore

Free Agents Lost

RB	Michael Bates	Washington
G	Matt Campbell	Washington
C	Frank Garcia	St. Louis
FB	William Floyd	Tennessee
K	Joe Nedney	Tennessee

2000 UNRESTRICTED FREE AGENTS

Pos	Player	Team
OL	James Dexter	Arizona
CB	Jimmy Hitchcock	Minnesota
DE	Chuck Smith	Atlanta
DE	Jay Williams	St. Louis
Free Agents Lost		
T	Norberto Davids-Garrido	Arizona

1999 UNRESTRICTED FREE AGENTS

Pos	Player	Team
QB	Steve Bono	St. Louis
DE	Antonio Edwards	Atlanta
TE	Brian Kinchen	Baltimore
WR	Todd Kinchen	Atlanta
DB	Roderick Mullen	Green Bay
WR	Patrick Jeffers (RFA)	Dallas
T	Clarence Jones	New Orleans
LB	Donta Jones	Pittsburgh
S	Mike Scurlock	St. Louis
LB	Steve Tovar	San Diego
LB	Dean Wells	Seattle
P	Klaus Wilmsmeyer	Miami

Free Agents Lost

T	Blake Brockermeyer	Chicago
WR	Raghib Ismail	Dallas
DE	Shawn King	Indianapolis
QB	Shane Matthews	Chicago
DB	Lenny McGill	Seattle

1998 UNRESTRICTED FREE AGENTS

Pos	Player	Team
S	Brent Alexander	Arizona
LB	Earnest Dixon	New Orleans
CB	Doug Evans	Green Bay
FB	William Floyd	San Francisco
DE	Sean Gilbert*	Washington
DB	Derwin Gray	Indianapolis
G	Corbin Lacina	Buffalo
S	Brett Maxie**	San Francisco
DB	Leonard Wheeler	Minnesota
*	franchise player	
**	retired same day as signing	

Free Agents Lost

LB	Myron Baker	Indianapolis
S	Chad Cota (RFA)	New Orleans
G	Matt Elliott	Atlanta
TE	Walter Rasby	Detroit
LB	Andre Royal (RFA)	New Orleans
S	Pat Terrell	Green Bay

1997 UNRESTRICTED FREE AGENTS

Pos	Player	Team
LB	Micheal Barrow	Houston
WR	Ernie Mills	Pittsburgh
DE	Ray Seals	Pittsburgh

Free Agents Lost

FB	Bob Christian	Atlanta
WR	Willie Green	Denver
FB	Howard Griffith	Denver
DE	Mark Thomas	Chicago

1996 UNRESTRICTED FREE AGENTS

Pos	Player	Team
QB	Steve Beuerlein	Jacksonville
LB	Duane Bickett	Seattle
CB	Eric Davis	San Francisco
LB	Kevin Greene	Pittsburgh
T	Greg Skrepenak	Oakland
TE	Wesley Walls	New Orleans

Free Agents Lost

RB	Derrick Moore	Detroit
DE	Shawn Price (RFA)	Buffalo
QB	Frank Reich	NY Jets
CB	Rod Smith	Minnesota

1995 UNRESTRICTED FREE AGENTS

Pos	Player	Team
RB	Randy Baldwin	Cleveland
P	Tommy Barnhardt	New Orleans
WR	Don Beebe	Buffalo
LB	Darion Conner	New Orleans
DE	Mike Fox	New York Giants
T	Derrick Graham	Kansas City
K	John Kasay	Seattle
LB	Lamar Lathon	Houston
S	Brett Maxie	Atlanta
TE	Pete Metzelaars	Buffalo
LB	Sam Mills	New Orleans
QB	Frank Reich	Buffalo
LB	Frank Stams	Cleveland
WR	Dwight Stone	Pittsburgh
RB	Vernon Turner	Tampa Bay
DE	Gerald Williams	Pittsburgh
CB	James Williams	Arizona

ALL-TIME ALPHABETICAL ROSTER

	POS	NO	SCHOOL	GP/GS	YEARS
A					
Abraham, Clifton	CB	24	Florida State	1/0	1997
Alexander, Brent	S	46	Tennessee State	32/32	1998-1999
Allen, Brian	LB	52	Florida State	44/9	2002-2004
Anderson, James	LB	50	Virginia Tech	16/2	2006
Anderson, Rashard	DB	46	Jackson State	27/9	2000
B					
Bailey, Carlton	LB	54	North Carolina	40/28	1995-1997
Baker, Eugene	WR	80	Kent (OH) State	4/0	2003-2004
Baker, Jason	P	7	Iowa	32/0	2005-2006
Baker, Myron	LB	53	Louisiana Tech	18/0	1996-1997
Baldwin, Randy	RB	23	Mississippi	7/2	1995
Barber, Kantroy	RB	46	West Virginia	0/0	1997
Barker, Jay	QB	11	Alabama	0/0	1996
Barnhardt, Tommy	P	6	North Carolina	16/0	1995
Barrow, Micheal	LB	56	Miami (FL)	48/48	1997-1999
Basanez, Brett	QB	14	Northwestern	1/0	2006
Bashir, Idrees	S	33	Memphis	11/0	2005
Bates, Michael	WR/RB	82, 24	Arizona	76/0	1996-00;2002
Batiste, D'Anthony	G	76	Louisiana-Lafayette	0/0	2006
Battaglia, Marco	TE	47	Rutgers	2/0	2003
Beebe, Don	WR	82	Chadron State	14/1	1995
Bennett, Brandon	RB	36	South Carolina	8/0	2004
Beuerlein, Steve	QB	7	Notre Dame	59/51	1996-2000
Biakabutuka, Tshimanga	RB	21	Michigan	51/35	1996-2001
Bickett, Duane	LB	50	Southern California	16/0	1996
Biddle, Tye	WR	11	Mississippi	2/0	2006
Black, Nathan	WR	83	Northwestern St. (LA)	5/0	2002
Bohlinger, Rob	T	79	Wyoming	13/1	1998
Bolden, Juran	DB	43	Mississippi Delta	6/0	1998
Bono, Steve	QB	12	UCLA	2/0	1999
Brady, Jeff	LB	52	Kentucky	16/16	1999
Branch, Colin	S	28	Stanford	48/19	2003-2006
Bridges, Jeremy	T	73	Southern Mississippi	14/14	2006
Bright, Anthony	WR	81	Valencia CC	1/0	2002
Brockermeyer, Blake	T	78	Texas	58/56	1995-1998
Broughton, Luther	TE	49	Furman	31/4	1997-98;2001
Broussard, Jamall	WR	85	San Jose State	8/0	2004
Brown, Dee	RB	22	Syracuse	14/3	2002
Brown, Tony	DT	73	Memphis	1/0	2006
Brzezinski, Doug	G	79	Boston College	9/8	2003-2004
Buckner, Brentson	DT	99	Clemson	71/65	2001-2005
Burke, Paul	TE	84	Idaho	0/0	1996
Burks, Dialleo	WR	89	Eastern Kentucky	1/0	1999-2000
Burton, Shane	DT	98	Tennessee	32/8	2002-2003
Butcher, Paul	LB	53	Wayne State	16/0	1995
Butler, Rashad	T	79	Miami (FL)	0/0	2006
By'not'e, Butler	CB	33	Ohio State	7/0	1995
Byrd, Isaac	WR	82	Kansas	43/12	2000-2002
Byrum, Dion	CB	27	Ohio University	3/0	2006

C

Caldwell, Mike	LB	59	Mid. Tennessee St	9/0	2003
Campbell, Mathew	T/G	66	South Carolina	69/58	1995-2000
Carrier, Mark	WR	83	Nicholls State	57/36	1995-1998
Carruth, Rae	WR	84	Colorado	22/20	1997-1999
Carstens, Jordan	DT	67	Iowa State	29/16	2004-2006
Carter, Drew	WR	18	Ohio State	17/2	2005-2006
Chandler, Jeff	K	5	Florida	2/0	2004
Chester, Larry	DT	64	Temple	11/5	2001
Childs, Jason	T	76	North Dakota	0/0	1995
Christian, Bob	FB	44	Northwestern	14/12	1995
Ciurciu, Vinny	LB	50	Boston College	49/5	2003-2006
Colbert, Keary	WR	83	USC	43/34	2004-2006
Collins, Kerry	QB	12	Penn State	45/41	1995-1998
Colston, Tim	DL	90	Kansas State	2/0	1996
Conner, Darion	LB	56	Jackson State	16/16	1995
Cooper, Deke	S	35	Notre Dame	10/0	2002
Cooper, Jarrod	S	40	Kansas State	40/0	2001-2004
Cook, Toi	DB	41	Stanford	31/2	1996-1997
Cota, Chad	S	37	Oregon	48/18	1995-1997
Cousin, Terry	CB	21	South Carolina	29/29	2002-2003
Craig, Dameyune	QB	2	Auburn	6/0	1998-2001
Cramer, Casey	RB	49	Dartmouth	7/1	2004-2005
Crawford, Casey	TE	84	Virginia	11/1	2000-2001
Cunningham, Richie	K	3	SW Louisiana	7/0	1999-2000

D

Davids-Garrido, Norberto	G	76	Southern California	59/39	1996-1999
Davis, Eric	CB	25	Jacksonville State	78/78	1996-2000
Davis, Stephen	RB	48	Auburn	29/27	2003-2005
Davis, Rod	LB	57	Southern Mississippi	1/0	2006
Davis, Thomas	S	47	Georgia	30/15	2005-2006
Delhomme, Jake	QB	17	Louisiana-Lafayette	61/60	2003-2006
Dennis, Mark	T	74	Illinois	28/17	1995-1996
Dexter, James	OL	64	South Carolina	9/2	2000
Diggs, Na'il	LB	53	Ohio State	15/10	2006
Dingle, Antonio	DT	74	Virginia	3/0	1999-2000
Donnalley, Kevin	G	65	North Carolina	38/38	2001-2003
Draft, Chris	LB	52	Stanford	32/19	2005-2006
Duckett, Damane	DT	63	East Carolina	2/0	2004
Dulaney, Mike	FB	34	North Carolina	8/0	1998
Dyson, Kevin	WR	85	Utah	1/0	2003

E

Edwards, Antonio	DE	96	Valdosta State	14/7	1999
Elliott, Matt	G	52	Michigan	47/32	1995-1997
Ellis, Elbert	WR	89	Pittsburgh	0/0	1995
Ellison, Atiyyah	DT	98	Missouri	0/0	2005
Evans, Doug	CB	33	Louisiana Tech	57/55	1998-2001

F

Fair, Terry	CB	28	Tennessee	3/0	2002
Farkas, Kevin	T	70	Appalachian State	0/0	1995
Faryniarz, Brett	LB	55	San Diego State	15/1	1995
Fasani, Randy	QB	12	Stanford	4/1	2002
Fatafehi, Mario	DT	92	Kansas State	6/0	2002

Favors, Greg	LB	53	Mississippi State	16/12	2003
Fields, Jeff	DL	97	Arkansas State	2/0	1995
Fields, Mark	LB	58	Washington State	29/25	2002-2004
Fletcher, Derrick	G	74	Baylor	5/0	2002
Floyd, William	FB	40	Florida State	42/37	1998-2000
Fordham, Todd	T	78	Florida State	47/8	2004-2006
Foster, DeShaun	RB	26	UCLA	47/24	2002-2006
Fountaine, Jamal	LB	50	Washington	0/0	1995
Fox, Mike	DE	93	West Virginia	54/43	1995-1998
Fuller, Curtis	S	23	Texas Christian	6/0	2004

G

Gaines, Michael	TE	84	Central Florida	42/21	2004-2006
Gamble, Chris	CB	20	Ohio State	46/44	2004-2006
Garcia, Frank	G	65	Washington	91/84	1995-2000
Gardner, Rod	WR	87	Clemson	11/0	2005
Gaskins, Percell	LB	55	Kansas State	12/0	1997
Gavadza, Jason	TE	49	Kent State	0/0	2000
Gilbert, Sean	DL	94	Pittsburgh	64/56	1998-2002
Goings, Nick	FB	37	Pittsburgh	85/13	2001-2006
Graham, Derrick	T	74	Appalachian State	11/7	1995
Graham, Shayne	PK	11	Virginia Tech	11/0	2002
Grant, Deon	S	27	Tennessee	48/48	2001-2003
Gray, Derwin	S	44	Brigham Young	3/0	1998
Greeley, Bucky	C	68	Penn State	6/0	1996-1997
Green, Ray	S	29	South Carolina	16/0	2000
Green, Willie	WR	86	Mississippi	31/17	1995-1996
Greene, Kevin	LB	91	Auburn	47/47	1996, 1998-1999
Greene, Scott	FB	43	Michigan State	24/14	1996-1997
Griffith, Howard	FB	30	Illinois	31/21	1995-1996
Gross, Jordan	T	69	Utah	64/64	2003-2006
Guliford, Eric	WR	84	Arizona State	14/9	1995

H

Haller, Alan	CB	24	Michigan State	2/0	1995
Hambrick, Darren	LB	59	South Carolina	9/8	2001
Hampton, William	CB	31	Murray State	9/0	2003-2004
Hangartner, Geoff	C	63	Texas A&M	22/15	2005-2006
Hankton, Karl	WR	88	Trinity(IL)/LSU	104/1	2000-2006
Harbaugh, Jim	QB	5	Michigan	0/0	2001
Hardy, Jermaine	S	29	Virginia	3/0	2005
Harper, Deveron	CB	28	Notre Dame	24/1	2000-2001
Harris, Joey	RB	25	Purdue	4/0	2004
Hartwig, Justin	C	75	Kansas	2/1	2006
Hawkes, Michael	LB	59	Virginia Tech	3/0	2000-2001
Hawkins, Artrell	CB	27	Cincinnati	14/4	2004
Haye, Jovan	DE	92	Vanderbilt	2/0	2005
Hayes, Brandon	G	67	Central State	7/0	1996
Hayes, Donald	WR	81	Wisconsin	51/31	1998-2001
Heinrich, Keith	TE	80	Sam Houston St.	4/0	2002
Hemsley, Nate	LB	54	Syracuse	9/3	2001
Hetherington, Chris	FB	44	Yale	46/6	1999-2001
Hilbert, Jon	PK	5	Louisville	1/0	2002
Hill, Efreem	WR	5	Samford	0/0	2005
Hill, Travis	LB	59	Nebraska	3/0	1995

Hitchcock, Jimmy	CB	37	North Carolina	32/9	2000-2001
Hoard, Leroy	RB	33	Michigan	3/0	1996
Holmberg, Rob	LB	58	Penn State	1/0	2001
Hoover, Brad	RB	45	Western Carolina	109/67	2000-2006
Howard, Reggie	CB	23	Memphis State	47/29	2000-2003; 2006
Humphrey, Deon	LB	58	Florida State	3/0	2000
Huntley, Richard	RB	34	Winston-Salem St.	14/9	2001

I

Ismail, Raghib	WR	81	Notre Dame	42/22	1996-1998
----------------	----	----	------------	-------	-----------

J

Jackson, Brad	LB	50	Cincinnati	11/0	2002
Jackson, Eddie	CB	34	Arkansas	10/0	2004
Jackson, Steven	RB	48	Clemson	0/0	2006
James, Jeno	T	78	Auburn	55/28	2000-2003
Jamison, Brandon	LB	57	West Georgia	4/0	2006
Janus, Paul	C	74	Northwestern	5/1	1998-1999
Jeffers, Patrick	WR	83	Virginia	24/10	1999-2001
Jenkins, Kris	DT	77	Maryland	69/64	2001-2006
Jensen, Jerry	LB	53	Washington	10/0	1998-1999
Jeter, Tommy	DE	97	Texas	1/0	1996
Johnson, Anthony	RB	23	Notre Dame	71/20	1995-1999
Johnson, Keyshawn	WR	19	Southern California	16/16	2006
Jones, Clarence	T	75	Maryland	27/27	1999-2000
Jones, Dontá	LB	54	Nebraska	16/0	1999
Jones, Ernest	LB	59	Oregon	20/0	1998-1999
Jones, Reggie	WR	81	Louisiana State	1/0	1995
Jordan, Omari	DT	91	Buffalo	5/0	2004
Jordan, Leander	G	76	Indiana (PA)	13/5	2001-2002

K

Kadela, Dave	T	61	Virginia Tech	1/0	2004-2006
Kasay, John	K	4	Georgia	157/0	1995-2006
Kemoeatu, Maake	DT	99	Utah	16/13	2006
Killings, Cedric	DT	91	Carson-Newman	4/0	2001
Kinchen, Brian	TE	88	Louisiana State	32/0	1999-2000
King, Jeff	TE	87	Virginia Tech	12/0	2006
King, Sean	DE	96	NE Louisiana	39/2	1995-1998
Kragen, Greg	NT	71	Utah State	48/47	1995-1997
Kyle, Jason	LB	56	Arizona State	96/0	2001-2006

L

Lacina, Corbin	G	64	Augustana	10/10	1998
Lane, Fred	RB	32	Lane College	42/23	1997-1999
Lathon, Lamar	LB	57	Houston	48/48	1995-1998
Ledford, Dwayne	G	74	East Carolina	0/0	2001
LeFors, Stefan	QB	3	Louisville	0/0	2005
Lewis, Damione	DT	92	Miami (FL)	16/3	2006
Lewis, Jeff	QB	8	Northern Arizona	7/0	1999-2000
Lloyd, Greg	LB	95	Fort Valley State	16/14	1998
Lofton, Steve	CB	29	Texas A&M	36/13	1995-96, 1998-99
Love, Sean	G	79	Penn State	11/1	1995
Lucas, Al	DT	71	Troy (AL) State	20/0	2000-2001
Lucas, Ken	CB	23	Mississippi	28/27	2005-2006
Lytle, Matt	QB	8	Pittsburgh	3/1	2001

M

Mangum, Kris	TE	86	Mississippi	126/61	1997-2006
Manning, Jr., Ricky	CB	24	UCLA	48/26	2003-2005
Marshall, Richard	CB	31	Fresno State	16/8	2006
Martin, Emerson	G	78	Hampton (VA)	2/1	1995
Mathis, Evan	G	71	Alabama	24/15	2005-2006
Matthews, Shane	QB	9	Florida	0/0	1997
Maumau, Viliami	DT	79	Colorado	1/0	1999
Maxie, Brett	S	39	Texas Southern	29/29	1995-1996
McCadam, Kevin	S	25	Virginia Tech	16/0	2006
McClover, Stanley	DE	74	Auburn	2/0	2006
McCree, Marlon	S	27	Kentucky	16/15	2005
McDaniel, Emmanuel	CB	26	East Carolina	18/4	1996;2002
McDowell, Bubba	S	25	Miami (FL)	16/3	1995
McGill, Lenny	CB	22	Arizona State	10/0	1998
McKinley, Alvin	DT	99	Mississippi State	7/0	2000-2001
McKyer, Tim	CB	22	Texas-Arlington	16/16	1995
Means, Natrone	RB	20	North Carolina	1/0	2000
Metcalf, Eric	WR	82	Texas	16/1	1999
Metzelaars, Pete	TE	88	Wabash	14/14	1995
Miller, Les	DL	69	Fort Hays State	45/24	1996-1998
Mills, Ernie	WR	89	Florida	10/5	1997
Mills, Sam	LB	51	Montclair State	48/48	1995-1997
Milem, John	DE	91	Lenoir-Rhyne	2/0	2001
Minor, Kory	LB	52	Notre Dame	30/2	1999-2002
Minter, Mike	S	30	Nebraska	148/141	1997-2006
Mitchell, Jeff	C	60	Florida	78/78	2001-2005
Montgomery, Joe	RB	33	Ohio State	3/0	2002
Montgomery, Will	C	66	Virginia Tech	6/4	2006
Moore, Derrick	RB	20	NE Oklahoma St.	13/10	1995
Moorehead, Kindal	DT	94	Alabama	59/12	2003-2006
Morabito, Tim	NT	95	Boston College	48/37	1997-2000
Morgan, Dan	LB	55	Miami	56/56	2001-2006
Morton, Christian	CB	35	Illinois	7/2	2006
Muhammad, Muhsin	WR	87	Michigan State	125/113	1996-2004
Mullen, Roderick	DB	28	Grambling State	15/0	1999

N

Navies, Hannibal	LB	53	Colorado	39/15	1999-2002
Nedney, Joe	PK	6	San Jose State	12/0	2000
Nelson, Bruce	G	72	Iowa	15/1	2003-2004
Nesbit, Jamar	C	63	South Carolina	53/45	1999-2002
Newton, Cam	S	29	Furman	0/0	2006
Newton, Nate	G	73	Florida A&M	7/0	1999
Nunley, Jeremy	DE	99	Alabama	0/0	1995

O

Oliver, Winslow	RB	20	New Mexico State	38/0	1996-1998
-----------------	----	----	------------------	------	-----------

P

Parker, Billy	S	27	William and Mary	0/0	2005
Peete, Rodney	QB	9	Southern California	16/15	2002-2004
Peppers, Julius	DE	90	North Carolina	76/76	2002-2006
Peter, Jason	DE	97	Nebraska	38/20	1998-2001
Peterson, Andrew	OL	60	Washington	4/2	1995
Phenix, Perry	S	20	So. Mississippi	2/0	2001

Philon, Ed	NT	90	Ferris State	0/0	1996
Philyaw, Dino	RB	32	Oregon	9/0	1995-1996
Pieri, Damon	S	27	San Diego State	32/1	1995-1997
Pinkney, Cleveland	DT	62	South Carolina	2/0	2004
Pittman, Kavika	DE	92	McNeese State	2/0	2003
Poole, Tyrone	CB	38	Fort Valley State	47/44	1995-1997
Posey, Jeff	LB	90	Southern Miss.	4/0	2001
Price, Shawn	DE	92	Pacific	16/0	1995
Proehl, Ricky	WR	81	Wake Forest	48/5	2003-2005

R

Rasby, Walter	TE	88	Wake Forest	39/5	1995-1997
Rasmussen, Kemp	DE	97	Indiana	50/0	2002-2005
Raybon, Israel	DE	92	North Alabama	9/0	1997
Redmon, Anthony	G	61	Auburn	25/19	1998-1999
Reed, Michael	CB	45	Boston College	3/0	1995-1996
Reich, Frank	QB	14	Maryland	3/3	1995
Reid, Spencer	LB	54	Brigham Young	16/0	1998
Reyes, Tutan	OL	76	Mississippi	30/28	2004-2005
Richardson, Damien	S	39	Arizona State	77/10	1998-2003
Robertson, Jamal	RB	22	Ohio Northern	12/0	2004-2005
Robinson, Eugene	S	41	Colgate	16/16	2000
Rodenhauser, Mark	C	63	Illinois State	48/0	1995-1997
Ross, Micah	WR	11	Jacksonville	10/0	2004
Royal, Andre	LB	58	Alabama	-44/13	1995-1997
Rucker, Mike	DE	93	Nebraska	123/91	1999-2006

S

Saleh, Tarek	LB	94	Wisconsin	14/1	1997-1998
Salley, Nate	S	33	Ohio State	8/0	2006
Sasa, Don	DE	98	Washington State	2/0	1997-1998
Sauerbrun, Todd	P	10	West Virginia	64/0	2001-2004
Scifres, Steve	OL	72	Wyoming	1/0	1998
Scurlock, Mike	S	38	Arizona	14/0	1999
Seals, Ray	DE	99	No College	14/7	1997
Seidman, Mike	TE	82	UCLA	43/15	2003-2006
Seward, Adam	LB	46	UNLV	20/2	2005-2006
Shelton, Eric	RB	32	Louisville	9/0	2005-2006
Shiver, Clay	G	60	Florida State	0/0	1999
Short, Brandon	LB	53	Penn State	32/17	2004-2005
Siglar, Ricky	T	75	San Jose State	1/0	1998
Simmons, Terrance	DT	59	Alabama State	2/0	2002
Skrepenak, Greg	G	75	Michigan	32/32	1996-1997
Slade, Chris	DE	50	Virginia	15/0	2001
Smart, Rod	RB	32	Western Kentucky	44/0	2002-2005
Smith, Chuck	DE	91	Tennessee	2/2	2000
Smith, Lamar	RB	26	Houston	11/11	2002
Smith, Rod	CB	31	Notre Dame	46/10	1995-1998
Smith, Steve	WR	89	Utah	77/56	2001-2006
Stark, Rohn	P	3	Florida State	16/0	1996
Steussie, Todd	T	75	California	48/48	2001-2003
Stewart, Todd	T	70	California	0/0	1997
Stoltenberg, Bryan	C	67	Colorado	38/18	1998-2000
Stone, Dwight	WR	80	Mid. Tennessee St	64/0	1995-1998
Strait, Derrick	CB	22	Oklahoma	2/0	2006
Sutter, Ryan	S	35	Colorado	1/0	1998

Swann, Eric	DT	98	none	16/3	2000
Swift, Michael	CB	26	Austin Peay	23/5	1998-1999
T					
Tatum, Kinnon	LB	50	Notre Dame	31/0	1997-1998
Taves, Josh	DE	91	Northeastern	5/0	2002
Terrell, Pat	S	40	Notre Dame	48/34	1995-1997
Terry, Chris	T	70	Georgia	57/57	1999-2002
Terry, Rick	DL	71	North Carolina	15/3	1998-1999
Thomas, Blair	RB	31	Penn State	7/0	1995
Thomas, Mark	DE	95	North Carolina St.	22/0	1995-1996
Tillman, Lawyer	TE	85	Auburn	5/0	1995
Tillman, Travares	S	42	Georgia Tech	14/1	2003-2004
Tovar, Steve	LB	55	Ohio State	16/6	1999
Towns, Lester	LB	57	Washington	55/30	2000-2003
Trudeau, Jack	QB	10	Illinois	1/0	1995
Tuolo, Esera	DT	98	Oregon State	12/0	1999
Tucker, Syii	TE	89	Miami	0/0	1996
Tufts, Sean	LB	57	Colorado	15/0	2004-2005
Turnbull, Renaldo	LB	97	West Virginia	16/2	1997
Turner, Nate	FB	32	Nebraska	2/0	1995
Turner, Jim	WR	15	Syracuse	0/0	2001
Tuten, Melvin	T	73	Syracuse	32/8	2000-2003
Tylski, Rich	G	65	Utah State	16/1	2004
U					
Uwaezuoke, Iheanyi	WR	89	California	11/2	2000
V					
Veland, Tony	S	36	Nebraska	15/5	1998
Villa, Danny	C	72	Arizona State	7/0	1998
W					
Wahle, Mike	G	68	Navy	29/29	2005-2006
Wallace, Al	DE	96	Maryland	80/10	2002-2006
Walls, Wesley	TE	85	Mississippi	98/96	1996-2002
Walter, Ken	P	13	Kent State	64/0	1997-2000
Washington, TJ	T	62	Virginia Tech	0/0	2001
Weinke, Chris	QB	16	Florida State	27/19	2001-2006
Wells, Dean	LB	95	Kentucky	45/27	1999-2001
Wesley, Dante	CB	21	Arkansas-Pine Bluff	58/2	2002-2005
Wharton, Traveled	T	70	South Carolina	28/28	2004-2006
Wheeler, Leonard	CB	37	Troy State	16/0	1998-1999
White, Reggie	DE	92	Tennessee	16/16	2000
Whitley, Curtis	C	64	Clemson	27/24	1995-1996
Wiggins, Brian	WR	84	Texas Southern	0/0	1995
Wiggins, Jermaine	TE	84	Georgia	27/12	2002-2003
Wilds, Garnell	CB	38	Virginia Tech	3/0	2005
Wiley, Chuck	DE	99	Louisiana State	16/16	1998-1999
Williams, DeAngelo	RB	34	Memphis	13/2	2006
Williams, Gerald	DE	98	Auburn	37/34	1995-1997
Williams, Jay	DE	96	Wake Forest	32/27	2000-2001
Williams, Louis	G	66	Louisiana State	2/0	2001-2002
Williams, Shaun	S	36	UCLA	12/12	2006
Willig, Matt	T	71	Southern Cal	29/9	2003-2004
Wilson, Gillis	DE	92	Southern	5/0	2001

Wilson, Jamie	T	73	Marshall	0/0	1997
Witherspoon, Will	LB	54	Georgia	62/55	2002-2005
Woodall, Lee	LB	54	West Chester	16/16	2000
Workman, Vince	RB	34	Ohio State	9/0	1995

Y

Yeboah-Kodie, Phil	LB	59	Penn State	0/0	1995
Young, Walter	WR	83	Illinois	7/0	2003

Z

Zgonina, Jeff	NT	90	Purdue	2/0	1995
---------------	----	----	--------	-----	------

For inclusion, a player must be on the active 53-man roster for a minimum of one game

ALL-TIME NUMERICAL ROSTER

	NAME	POS	SCHOOL	GP/GS	YEARS
2	Craig, Dameyune	QB	Auburn	6/0	1998-2001
3	Cunningham, Richie	K	SW Louisiana	7/0	1999-2000
	LeFors, Stefan	QB	Louisville	0/0	2005
	Stark, Rohn	P	Florida State	16/0	1996
4	Kasay, John	K	Georgia	157/0	1995-2006
5	Chandler, Jeff	K	Florida	2/0	2004
	Harbaugh, Jim	QB	Michigan	0/0	2001
	Hilbert, Jon	PK	Louisville	1/0	2002
	Hill, Efreem	WR	Samford	0/0	2005
6	Barnhardt, Tommy	P	North Carolina	16/0	1995
	Nedney, Joe	PK	San Jose State	12/0	2000
7	Baker, Jason	P	Iowa	32/0	2005-2006
	Beuerlein, Steve	QB	Notre Dame	59/51	1996-2000
8	Lewis, Jeff	QB	Northern Arizona	7/0	1999-2000
	Lytle, Matt	QB	Pittsburgh	3/1	2001
9	Matthews, Shane	QB	Florida	0/0	1997
	Peete, Rodney	QB	Southern California	16/15	2002-2004
10	Sauerbrun, Todd	P	West Virginia	64/0	2001-2004
	Trudeau, Jack	QB	Illinois	1/0	1995
11	Barker, Jay	QB	Alabama	0/0	1996
	Biddle, Teye	WR	Mississippi	2/0	2006
	Graham, Shayne	PK	Virginia Tech	11/0	2002
	Ross, Micah	WR	Jacksonville	10/0	2004
12	Bono, Steve	QB	UCLA	2/0	1999
	Collins, Kerry	QB	Penn State	45/41	1995-1998
	Fasani, Randy	QB	Stanford	4/1	2002
13	Walter, Ken	P	Kent State	64/0	1997-2000
14	Basanez, Brett	QB	Northwestern	1/0	2006
	Reich, Frank	QB	Maryland	3/3	1995
15	Turner, Jim	WR	Syracuse	0/0	2001
16	Weinke, Chris	QB	Florida State	27/19	2001-2006
17	Delhomme, Jake	QB	Louisiana-Lafayette	61/60	2003-2006
18	Carter, Drew	WR	Ohio State	17/2	2005-2006
19	Johnson, Keyshawn	WR	Southern California	16/16	2006
20	Foster, DeShaun	RB	UCLA	14/2	2002-2003
	Gamble, Chris	CB	Ohio State	46/44	2004-2006
	Means, Natrone	RB	North Carolina	1/0	2000
	Moore, Derrick	RB	NE Oklahoma St.	13/10	1995

	Oliver, Winslow	RB	New Mexico State	38/0	1996-1998
	Phenix, Perry	S	So. Mississippi	2/0	2001
21	Biakabutuka, Tshimanga	RB	Michigan	51/35	1996-2001
	Cousin, Terry	CB	South Carolina	29/29	2002-2003
	Lucas, Ken	CB	Mississippi	13/12	2006
	Wesley, Dante	CB	Arkansas-Pine Bluff	58/2	2002-2005
22	Brown, Dee	RB	Syracuse	14/3	2002
	McGill, Lenny	CB	Arizona State	10/0	1998
	McKyer, Tim	CB	Texas-Arlington	16/16	1995
	Robertson, Jamal	RB	Ohio Northern	12/0	2004-2005
	Strait, Derrick	CB	Oklahoma	2/0	2006
23	Baldwin, Randy	RB	Mississippi	7/2	1995
	Fuller, Curtis	S	Texas Christian	6/0	2004
	Howard, Reggie	CB	Memphis State	47/29	2000-2003; 2006
	Johnson, Anthony	RB	Notre Dame	71/20	1995-1999
	Lucas, Ken	CB	Mississippi	15/15	2005
24	Abraham, Clifton	CB	Florida State	1/0	1997
	Haller, Alan	CB	Michigan State	2/0	1995
	Manning, Jr., Ricky	CB	UCLA	48/26	2003-2005
25	Davis, Eric	CB	Jacksonville State	78/78	1996-2000
	Harris, Joey	RB	Purdue	4/0	2004
	McCadam, Kevin	S	Virginia Tech	16/0	2006
	McDowell, Bubba	S	Miami (FL)	16/3	1995
26	Foster, DeShaun	RB	UCLA	33/22	2004-2006
	McDaniel, Emmanuel	CB	East Carolina	18/4	1996;2002
	Smith, Lamar	RB	Houston	11/11	2002
	Swift, Michael	CB	Austin Peay	23/5	1998-1999
27	Byrum, Dion	CB	Ohio University	3/0	2006
	Grant, Deon	S	Tennessee	48/48	2001-2003
	Hawkins, Artrell	CB	Cincinnati	14/4	2004
	McCree, Marlon	S	Kentucky	16/15	2005
	Parker, Billy	S	William and Mary	0/0	2005
	Pieri, Damon	S	San Diego State	32/1	1995-1997
28	Branch, Colin	S	Stanford	48/19	2003-2006
	Fair, Terry	CB	Tennessee	3/0	2002
	Harper, Deveron	CB	Notre Dame	24/1	2000-2001
	Mullen, Roderick	DB	Grambling State	15/0	1999
29	Green, Ray	S	South Carolina	16/0	2000
	Hardy, Jermaine	S	Virginia	3/0	2005
	Lofton, Steve	CB	Texas A&M	36/13	1995-96, 1998-99
	Newton, Cam	S	Furman	0/0	2006
30	Griffith, Howard	FB	Illinois	31/21	1995-1996
	Minter, Mike	S	Nebraska	148/141	1997-2006
31	Hampton, William	CB	Murray State	9/0	2003-2004
	Marshall, Richard	CB	Fresno State	16/8	2006
	Smith, Rod	CB	Notre Dame	46/10	1995-1998
	Thomas, Blair	RB	Penn State	7/0	1995
32	Lane, Fred	RB	Lane College	42/23	1997-1999
	Philyaw, Dino	RB	Oregon	9/0	1995-1996
	Shelton, Eric	RB	Louisville	9/0	2005-2006
	Smart, Rod	RB	Western Kentucky	44/0	2002-2005
	Turner, Nate	FB	Nebraska	2/0	1995
33	Bashir, Idrees	S	Memphis	11/0	2005
	By'not'e, Butler	CB	Ohio State	7/0	1995
	Evans, Doug	CB	Louisiana Tech	57/55	1998-2001

	Hoard, Leroy	RB	Michigan	3/0	1996
	Montgomery, Joe	RB	Ohio State	3/0	2002
	Salley, Nate	S	Ohio State	8/0	2006
34	Dulaney, Mike	FB	North Carolina	8/0	1998
	Huntley, Richard	RB	Winston-Salem St.	14/9	2001
	Jackson, Eddie	CB	Arkansas	10/0	2004
	Williams, DeAngelo	RB	Memphis	13/2	2006
	Workman, Vince	RB	Ohio State	9/0	1995
35	Cooper, Deke	S	Notre Dame	10/0	2002
	Morton, Christian	CB	Illinois	7/2	2006
	Sutter, Ryan	S	Colorado	1/0	1998
36	Bennett, Brandon	RB	South Carolina	8/0	2004
	Goings, Nick	FB	Pittsburgh	27/4	2001-2002
	Veland, Tony	S	Nebraska	15/5	1998
	Williams, Shaun	S	UCLA	12/12	2006
37	Cota, Chad	S	Oregon	48/18	1995-1997
	Goings, Nick	FB	Pittsburgh	58/9	2003-2006
	Hitchcock, Jimmy	CB	North Carolina	32/9	2000-2001
	Wheeler, Leonard	CB	Troy State	16/0	1998-1999
38	Poole, Tyrone	CB	Fort Valley State	47/44	1995-1997
	Scurlock, Mike	S	Arizona	14/0	1999
	Wilds, Garnell	CB	Virginia Tech	3/0	2005
39	Maxie, Brett	S	Texas Southern	29/29	1995-1996
	Richardson, Damien	S	Arizona State	77/10	1998-2003
40	Cooper, Jarröd	S	Kansas State	40/0	2001-2004
	Floyd, William	FB	Florida State	42/37	1998-2000
	Terrell, Pat	S	Notre Dame	48/34	1995-1997
41	Cook, Toi	DB	Stanford	31/2	1996-1997
	Robinson, Eugene	S	Colgate	16/16	2000
42	Tillman, Travares	S	Georgia Tech	14/1	2003-2004
43	Bolden, Juran	DB	Mississippi Delta	6/0	1998
	Greene, Scott	FB	Michigan State	24/14	1996-1997
44	Christian, Bob	FB	Northwestern	14/12	1995
	Gray, Derwin	S	Brigham Young	3/0	1998
	Hetherington, Chris	FB	Yale	46/6	1999-2001
45	Hoover, Brad	RB	Western Carolina	109/67	2000-2006
	Reed, Michael	CB	Boston College	3/0	1995-1996
46	Alexander, Brent	S	Tennessee State	32/32	1998-1999
	Anderson, Rashard	DB	Jackson State	27/9	2000
	Barber, Kantroy	RB	West Virginia	0/0	1997
	Seward, Adam	LB	UNLV	4/0	2005
47	Battaglia, Marco	TE	Rutgers	2/0	2003
	Davis, Thomas	S	Georgia	16/1	2005
48	Davis, Stephen	RB	Auburn	29/27	2003-2005
	Jackson, Steven	RB	Clemson	0/0	2006
49	Broughton, Luther	TE	Furman	31/4	1997-98;2001
	Cramer, Casey	RB	Dartmouth	7/1	2004-2005
	Gavadz, Jason	TE	Kent State	0/0	2000
50	Anderson, James	LB	Virginia Tech	16/2	2006
	Bickett, Duane	LB	Southern California	16/0	1996
	Ciurciu, Vinny	LB	Boston College	33/5	2003-2005
	Fontaine, Jamal	LB	Washington	0/0	1995
	Jackson, Brad	LB	Cincinnati	11/0	2002
	Slade, Chris	DE	Virginia	15/0	2001
	Tatum, Kinnon	LB	Notre Dame	31/0	1997-1998

51	Mills, Sam	LB	Montclair State	48/48	1995-1997
52	Allen, Brian	LB	Florida State	44/9	2002-2004
	Brady, Jeff	LB	Kentucky	16/16	1999
	Draft, Chris	LB	Stanford	32/19	2005-2006
	Elliott, Matt	G	Michigan	47/32	1995-1997
	Minor, Kory	LB	Notre Dame	30/2	1999-2002
53	Baker, Myron	LB	Louisiana Tech	18/0	1996-1997
	Butcher, Paul	LB	Wayne State	16/0	1995
	Diggs, Na'il	LB	Ohio State	15/10	2006
	Favors, Greg	LB	Mississippi State	16/12	2003
	Jensen, Jerry	LB	Washington	10/0	1998-1999
54	Navies, Hannibal	LB	Colorado	39/15	1999-2002
	Short, Brandon	LB	Penn State	32/17	2004-2005
	Bailey, Carlton	LB	North Carolina	40/28	1995-1997
	Ciurciu, Vinny	LB	Boston College	16/0	2006
	Hemsley, Nate	LB	Syracuse	9/3	2001
	Jones, Dontá	LB	Nebraska	16/0	1999
	Reid, Spencer	LB	Brigham Young	16/0	1998
	Witherspoon, Will	LB	Georgia	62/55	2002-2005
	Woodall, Lee	LB	West Chester	16/16	2000
	55	Gaskins, Percell	LB	Kansas State	12/0
Morgan, Dan		LB	Miami	56/55	2001-2006
Tovar, Steve		LB	Ohio State	16/6	1999
56	Barrow, Micheal	LB	Miami (FL)	48/48	1997-1999
	Conner, Darion	LB	Jackson State	16/16	1995
	Kyle, Jason	LB	Arizona State	96/0	2001-2006
57	Davis, Rod	LB	Southern Mississippi	1/0	2006
	Jamison, Brandon	LB	West Georgia	4/0	2006
	Lathon, Lamar	LB	Houston	48/48	1995-1998
	Towns, Lester	LB	Washington	55/30	2000-2003
	Tufts, Sean	LB	Colorado	15/0	2004-2005
58	Davis, Thomas	S	Georgia	14/14	2006
	Fields, Mark	LB	Washington State	29/25	2002-2004
	Holmberg, Rob	LB	Penn State	1/0	2001
	Humphrey, Deon	LB	Florida State	3/0	2000
	Royal, Andre	LB	Alabama	44/13	1995-1997
	59	Caldwell, Mike	LB	Mid. Tennessee St.	9/0
Hambrick, Darren		LB	South Carolina	9/8	2001
Hawkes, Michael		LB	Virginia Tech	3/0	2000-2001
Hill, Travis		LB	Nebraska	3/0	1995
Jones, Ernest		LB	Oregon	20/0	1998-1999
Seward, Adam		LB	UNLV	16/2	2006
Simmons, Terrance		DT	Alabama State	2/0	2002
Yeboah-Kodie, Phil		LB	Penn State	0/0	1995
60	Mitchell, Jeff	C	Florida	78/78	2001-2005
	Peterson, Andrew	OL	Washington	4/2	1995
	Shiver, Clay	G	Florida State	0/0	1999
61	Kadela, Dave	T	Virginia Tech	1/0	2004-2006
	Redmon, Anthony	G	Auburn	25/19	1998-1999
62	Pinkney, Cleveland	DT	South Carolina	2/0	2004
	Washington, TJ	T	Virginia Tech	0/0	2001
63	Duckett, Damane	DT	East Carolina	2/0	2004
	Hangartner, Geoff	C	Texas A&M	22/15	2005-2006
	Nesbit, Jamar	C	South Carolina	53/45	1999-2002
	Rodenhauser, Mark	C	Illinois State	48/0	1995-1997

64	Chester, Larry	DT	Temple	11/5	2001
	Dexter, James	OL	South Carolina	9/2	2000
	Lacina, Corbin	G	Augustana	10/10	1998
	Whitley, Curtis	C	Clemson	27/24	1995-1996
65	Donnalley, Kevin	G	North Carolina	38/38	2001-2003
	Garcia, Frank	G	Washington	91/84	1995-2000
	Tylski, Rich	G	Utah State	16/1	2004
66	Campbell, Mathew	T/G	South Carolina	69/58	1995-2000
	Montgomery, Will	C	Virginia Tech	6/4	2006
	Williams, Louis	G	Louisiana State	2/0	2001-2002
67	Carstens, Jordan	DT	Iowa State	29/16	2004-2006
	Hayes, Brandon	G	Central State	7/0	1996
	Stoltenberg, Bryan	C	Colorado	38/18	1998-2000
68	Greeley, Bucky	C	Penn State	6/0	1996-1997
	Wahle, Mike	G	Navy	29/29	2005-2006
69	Gross, Jordan	T	Utah	64/64	2003-2006
	Miller, Les	DL	Fort Hays State	45/24	1996-1998
70	Farkas, Kevin	T	Appalachian State	0/0	1995
	Stewart, Todd	T	California	0/0	1997
	Terry, Chris	T	Georgia	57/57	1999-2002
	Wharton, Travelle	T	South Carolina	28/28	2004-2006
71	Kragen, Greg	NT	Utah State	48/47	1995-1997
	Lucas, Al	DT	Troy (AL) State	20/0	2000-2001
	Mathis, Evan	G	Alabama	24/15	2005-2006
	Terry, Rick	DL	North Carolina	15/3	1998-1999
	Willig, Matt	T	Southern Cal	29/9	2003-2004
72	Nelson, Bruce	G	Iowa	15/1	2003-2004
	Scifres, Steve	OL	Wyoming	1/0	1998
	Villa, Danny	C	Arizona State	7/0	1998
73	Bridges, Jeremy	T	Southern Mississippi	14/14	2006
	Brown, Tony	DT	Memphis	1/0	2006
	Newton, Nate	G	Florida A&M	7/0	1999
	Tuten, Melvin	T	Syracuse	32/8	2000-2003
	Wilson, Jamie	T	Marshall	0/0	1997
74	Dennis, Mark	T	Illinois	28/17	1995-1996
	Dingle, Antonio	DT	Virginia	3/0	1999-2000
	Fletcher, Derrick	G	Baylor	5/0	2002
	Graham, Derrick	T	Appalachian State	11/7	1995
	Janus, Paul	C	Northwestern	5/1	1998-1999
	Ledford, Dwayne	G	East Carolina	0/0	2001
	McClover, Stanley	DE	Auburn	2/0	2006
75	Hartwig, Justin	C	Kansas	2/1	2006
	Jones, Clarence	T	Maryland	27/27	1999-2000
	Siglar, Ricky	T	San Jose State	1/0	1998
	Skrepenak, Greg	G	Michigan	32/32	1996-1997
	Steussie, Todd	T	California	48/48	2001-2003
76	Batiste, D'Anthony	G	Louisiana-Lafayette	0/0	2006
	Childs, Jason	T	North Dakota	0/0	1995
	Davidds-Garrido, Norberto	G	Southern California	59/39	1996-1999
	Jordan, Leander	G	Indiana (PA)	13/5	2001-2002
	Reyes, Tutan	OL	Mississippi	30/28	2004-2005
77	Jenkins, Kris	DT	Maryland	69/64	2001-2006
78	Brockermeyer, Blake	T	Texas	58/56	1995-1998
	Fordham, Todd	T	Florida State	47/8	2004-2006
	James, Jenö	T	Auburn	55/28	2000-2003

	Martin, Emerson	G	Hampton (VA)	2/1	1995
79	Bohlinger, Rob	T	Wyoming	13/1	1998
	Brzezinski, Doug	G	Boston College	9/8	2003-2004
	Butler, Rashad	T	Miami (FL)	0/0	2006
	Love, Sean	G	Penn State	11/1	1995
	Maumau, Viliani	DT	Colorado	1/0	1999
80	Baker, Eugene	WR	Kent (OH) State	4/0	2003-2004
	Heinrich, Keith	TE	Sam Houston St.	4/0	2002
	Stone, Dwight	WR	Mid. Tennessee St	64/0	1995-1998
81	Bright, Anthony	WR	Valencia CC	1/0	2002
	Hayes, Donald	WR	Wisconsin	51/31	1998-2001
	Ismail, Raghib	WR	Notre Dame	42/22	1996-1998
	Jones, Reggie	WR	Louisiana State	1/0	1995
	Proehl, Ricky	WR	Wake Forest	48/5	2003-2005
82	Beebe, Don	WR	Chadron State	14/1	1995
	Byrd, Isaac	WR	Kansas	43/12	2000-2002
	Metcalf, Eric	WR	Texas	16/1	1999
	Seidman, Mike	TE	UCLA	43/15	2003-2006
82, 24	Bates, Michael	WR/RB	Arizona	76/0	1996-00;2002
83	Black, Nathan	WR	Northwestern St. (LA)	5/0	2002
	Carrier, Mark	WR	Nicholls State	57/36	1995-1998
	Colbert, Keary	WR	USC	43/34	2004-2006
	Jeffers, Patrick	WR	Virginia	24/10	1999-2001
	Young, Walter	WR	Illinois	7/0	2003
84	Burke, Paul	TE	Idaho	0/0	1996
	Carruth, Rae	WR	Colorado	22/20	1997-1999
	Crawford, Casey	TE	Virginia	11/1	2000-2001
	Gaines, Michael	TE	Central Florida	42/21	2004-2006
	Guliford, Eric	WR	Arizona State	14/9	1995
	Wiggins, Brian	WR	Texas Southern	0/0	1995
	Wiggins, Jermaine	TE	Georgia	27/12	2002-2003
85	Broussard, Jamall	WR	San Jose State	8/0	2004
	Dyson, Kevin	WR	Utah	1/0	2003
	Tillman, Lawyer	TE	Auburn	5/0	1995
	Walls, Wesley	TE	Mississippi	98/96	1996-2002
86	Green, Willie	WR	Mississippi	31/17	1995-1996
	Mangum, Kris	TE	Mississippi	126/61	1997-2006
87	Gardner, Rod	WR	Clemson	11/0	2005
	King, Jeff	TE	Virginia Tech	12/0	2006
	Muhammad, Muhsin	WR	Michigan State	125/113	1996-2004
88	Hankton, Karl	WR	Trinity(IL)/LSU	104/1	2000-2006
	Kinchen, Brian	TE	Louisiana State	32/0	1999-2000
	Metzelaars, Pete	TE	Wabash	14/14	1995
	Rasby, Walter	TE	Wake Forest	39/5	1995-1997
89	Burks, Dialleo	WR	Eastern Kentucky	1/0	1999-2000
	Ellis, Elbert	WR	Pittsburgh	0/0	1995
	Mills, Ernie	WR	Florida	10/5	1997
	Smith, Steve	WR	Utah	77/56	2001-2006
	Tucker, Syii	TE	Miami	0/0	1996
	Uwaezuoke, Iheanyi	WR	California	11/2	2000
90	Colston, Tim	DL	Kansas State	2/0	1996
	Peppers, Julius	DE	North Carolina	76/76	2002-2006
	Philon, Ed	NT	Ferris State	0/0	1996
	Posey, Jeff	LB	Southern Miss.	4/0	2001
	Zgonina, Jeff	NT	Purdue	2/0	1995

91	Greene, Kevin	LB	Auburn	47/47	1996, 1998-1999
	Jordan, Omari	DT	Buffalo	5/0	2004
	Killings, Cedric	DT	Carson-Newman	4/0	2001
	Milem, John	DE	Lenoir-Rhyne	2/0	2001
	Smith, Chuck	DE	Tennessee	2/2	2000
92	Taves, Josh	DE	Northeastern	5/0	2002
	Fatafehji, Mario	DT	Kansas State	6/0	2002
	Haye, Jovan	DE	Vanderbilt	2/0	2005
	Lewis, Damione	DT	Miami (FL)	16/3	2006
	Pittman, Kavika	DE	McNeese State	2/0	2003
	Price, Shawn	DE	Pacific	16/0	1995
	Raybon, Israel	DE	North Alabama	9/0	1997
	White, Reggie	DE	Tennessee	16/16	2000
	Wilson, Gillis	DE	Southern	5/0	2001
	93	Fox, Mike	DE	West Virginia	54/43
Rucker, Mike		DE	Nebraska	123/91	1999-2006
94	Gilbert, Sean	DL	Pittsburgh	64/56	1998-2002
	Moorehead, Kindal	DT	Alabama	59/12	2003-2006
95	Saleh, Tarek	LB	Wisconsin	14/1	1997-1998
	Lloyd, Greg	LB	Fort Valley State	16/14	1998
	Morabito, Tim	NT	Boston College	48/37	1997-2000
	Thomas, Mark	DE	North Carolina St.	22/0	1995-1996
	Wells, Dean	LB	Kentucky	45/27	1999-2001
	96	Edwards, Antonio	DE	Valdosta State	14/7
King, Sean		DE	NE Louisiana	39/2	1995-1998
Wallace, Al		DE	Maryland	80/10	2002-2006
Williams, Jay		DE	Wake Forest	32/27	2000-2001
97		Fields, Jeff	DL	Arkansas State	2/0
	Jeter, Tommy	DE	Texas	1/0	1996
	Peter, Jason	DE	Nebraska	38/20	1998-2001
	Rasmussen, Kemp	DE	Indiana	50/0	2002-2005
	Turnbull, Renaldo	LB	West Virginia	16/2	1997
	98	Burton, Shane	DT	Tennessee	32/8
Ellison, Atiyyah		DT	Missouri	0/0	2005
Sasa, Don		DE	Washington State	2/0	1997-1998
Swann, Eric		DT	none	16/3	2000
Tuaolo, Esera		DT	Oregon State	12/0	1999
Williams, Gerald		DE	Auburn	37/34	1995-1997
99		Buckner, Brentson	DT	Clemson	71/65
	Kemoeatu, Maake	DT	Utah	16/13	2006
	McKinley, Alvin	DT	Mississippi State	7/0	2000-2001
	Nunley, Jeremy	DE	Alabama	0/0	1995
	Seals, Ray	DE	No College	14/7	1997
	Wiley, Chuck	DE	Louisiana State	16/16	1998-1999

For inclusion, a player must be on the active 53-man roster for a minimum of one game

ALL-TIME ASSISTANT COACHES

Name	Position	Years
Bayless, Martin	Defensive Assistant	2003
Boudreau, Paul	Offensive Line	2001-2002
Breaux, Don	Tight Ends	1995-2002
Burney, Jacob	Defensive Line	1999-2001
Bush, Blair	Asst. Offensive Line	1995-1997
Catavolos, George	Defensive Backs	1995-1997
Chryst, Geep	Quality Control/Offense	2006
Crossman, Danny	Special Teams Asst./Asst. Strength & Conditioning	2003-2004
	Special Teams	2005-2006
Davis, Billy	Outside Linebackers	1995-1998
Del Rio, Jack	Defensive Coordinator	2002
Fangio, Vic	Defensive Coordinator	1995-1998
Ferraro, Paul	Special Teams Asst./Asst. Strength & Conditioning	2005
Flajole, Ken	Defensive Assistant	2003
	Linebackers	2004-2006
Gill, Ted	Defensive Line	1996-1998
Gillhamer, Mike	Secondary/Defensive Assistant	2004-2005
	Secondary/Safeties	2006
Godette, Cary	Defensive Line	1995
Harris, Chick	Running Backs	1995-2001
Haskell, Gil	Offensive Coordinator	1998-1999
Henning, Dan	Offensive Coordinator/Quarterbacks	2002-2003
	Offensive Coordinator	2004-2006
Levine, Tony	Special Teams Asst./Asst. Strength & Conditioning	2006
Magazu, Dave	Tight Ends	2003-2006
Mainord, Carlos	Defensive Backs	2000-2001
Marshall, John	Asst. Head Coach/Defensive Coordinator	1999-2001
Maser, Mike	Offensive Line	2003-2006
Maxie, Brett	Defensive Quality Control	1998
McCoy, Mike	Offensive Assistant	2000; 2002-2003
	Wide Receivers	2001
	Quarterbacks/Offensive Assistant	2004-2005
	Quarterbacks	2006
McNally, Jim	Offensive Line	1995-1998
Mills, Sam	Linebackers	1999-2004
Mills III, Sam	Quality Control/Defense	2006
Morton, Chip	Strength and Conditioning	1995-1998
Musgrave, Bill	Quarterbacks	1999
	Offensive Coordinator	2000
O'Brien, Scott	Special Teams	1999-2001
	Asst. Head Coach/Special Teams	2002-2004
Pendry, Joe	Offensive Coordinator	1995-1997
Perry, Rod	Secondary	2002-2006
Reynolds, Alvin	Defensive Assistant	1999-2002
Roman, Greg	Offensive Assistant	1999-2000
	Assistant Offensive Line	2001
Schonert, Turk	Quarterbacks	2001
Seely, Brad	Special Teams	1995-1998
Shafer, Steve	Defensive Backs	1998
Shoop, John	Quarterbacks	1995-1998
Skipper, Jim	Running Backs	2002-2005
	Running Backs/Assistant Head Coach	2006
Simmons, Darrin	Special Teams Assistant/ Asst. Strength and Conditioning	1999-2002

ALL-TIME ASSISTANT COACHES

Name	Position	Years
Simmons, Jerry	Strength and Conditioning	1999-2006
Steele, Kevin	Linebackers	1995-1998
Sunseri, Sal	Defensive Assistant	2002
	Defensive Line	2003-2006
Trgovac, Mike	Defensive Line	2002
	Defensive Coordinator	2003-2006
Valesente, Bob	Defensive Backs	1999
Williamson, Richard	Wide Receivers	1995-1999, 2002-2006
	Wide Receivers/Asst. Head Coach-Offense	2000
	Asst. Head Coach/Offensive Coordinator	2001
Wise, Tony	Offensive Line	1999-2000

PLAYERS OF THE WEEK/MONTH

2006

PLAYER OF THE WEEK

K	John Kasay	Week 3 at Tampa Bay	Special Teams
DE	Julius Peppers	Week 10 vs Tampa Bay	Defense
DE	Mike Rucker	Week 11 vs St. Louis	Defense

PLAYER OF THE MONTH

DE	Julius Peppers	October	Defense
----	----------------	---------	---------

2005

PLAYER OF THE WEEK

DE	Mike Rucker	Week 9 at Tampa Bay	Defense
RB	DeShaun Foster	Week 13 vs Atlanta	Offense

PLAYER OF THE MONTH

WR	Steve Smith	October	Offense
----	-------------	---------	---------

2004

PLAYER OF THE WEEK

RB	Nick Goings	Week 11 vs Arizona	Offense
K	John Kasay	Week 13 at New Orleans	Special Teams
LB	Dan Morgan	Week 14 vs St. Louis	Defense

PLAYER OF THE MONTH

DE	Julius Peppers	November	Defense
----	----------------	----------	---------

2003

PLAYER OF THE WEEK

RB	Stephen Davis	Week 2 at Tampa Bay	Offense
RB	Stephen Davis	Week 5 vs New Orleans	Offense
RB	Stephen Davis	Week 8 at New Orleans	Offense
K	John Kasay	Week 15 at Arizona	Special Teams
CB	Ricky Manning, Jr.	Divisional Playoffs at St. Louis (NFL)	Defense
CB	Ricky Manning, Jr.	NFC Championship at Philadelphia (NFL)	Defense

PLAYER OF THE MONTH

K	John Kasay	October	Special Teams
DE	Mike Rucker	September	Defense

2002

PLAYER OF THE WEEK

S	Deon Grant	Week 3 at Minnesota	Defense
PR	Steve Smith	Week 14 vs Cincinnati	Special Teams
CB	Terry Cousin	Week 17 at New Orleans	Defense

PLAYER OF THE MONTH

DE	Mike Rucker	September	Defense
----	-------------	-----------	---------

ROOKIE OF THE MONTH

DE	Julius Peppers	October	Defense
----	----------------	---------	---------

2001

PLAYER OF THE WEEK			
P	Todd Sauerbrun	Week 6 at Washington	Special Teams
PLAYER OF THE MONTH			
P	Todd Sauerbrun	December	Special Teams

2000

PLAYER OF THE WEEK			
K	Joe Nedney	Week 6 vs Seattle	Special Teams
K	Joe Nedney	Week 10 at St. Louis	Special Teams
CB	Jimmy Hitchcock	Week 14 vs St. Louis	Defense

1999

PLAYER OF THE WEEK			
LB	Kevin Greene	Week 9 vs Philadelphia	Defense
QB	Steve Beuerlein	Week 14 at Green Bay	Offense
PLAYER OF THE MONTH			
WR	Patrick Jeffers	December	Offense

1998

PLAYER OF THE WEEK			
KR	Michael Bates	Week 17 at Indianapolis	Special Teams

1997

PLAYER OF THE WEEK			
K	John Kasay	Week 2 at Atlanta	Special Teams
P	Ken Walter	Week 3 at San Diego	Special Teams
CB	Eric Davis	Week 8 at New Orleans	Defense
RB	Fred Lane	Week 10 vs Oakland	Offense

1996

PLAYER OF THE WEEK			
K	John Kasay	Week 1 vs Atlanta	Special Teams
K	John Kasay	Week 2 at New Orleans	Special Teams
S	Pat Terrell	Week 11 vs New York Giants	Defense
RB	Anthony Johnson	Week 12 at St. Louis	Offense
QB	Kerry Collins	Week 15 vs San Francisco	Offense
LB	Sam Mills	Divisional Playoffs vs Dallas (NFL)	Defense

PLAYER OF THE MONTH			
K	John Kasay	September	Special Teams
LB	Sam Mills	November	Defense

1995

LB	Sam Mills	Week 7 vs New York Jets	Defense
PLAYER OF THE MONTH			
LB	Sam Mills	November	Defense

TRADE HISTORY

Date	Acquired	From	In Exchange For
05/30/95	Barry Foster	Pittsburgh	1996 6th Round (192) Draft Choice
08/21/95	Ray Ethridge	Cleveland	Past Considerations
08/29/95	Travis Hill	Cleveland	Michael Bates
08/25/96	Raghib Ismail	Oakland	1997 5th Round (157) Draft Choice
08/24/97	Israel Raybon	Pittsburgh	1998 7th Round (202) Draft Choice
04/16/98	2000 1st Round Draft Choice	Miami	1998 2nd Round (44) Draft Choice
03/01/99	Jeff Lewis	Denver	1999 3rd Round (67) Draft Choice and 2000 4th Round (112) Draft Choice
09/05/99	Conditional Draft Choice	Philadelphia	Luther Broughton
04/20/00	Spencer Reid	Indianapolis	Fred Lane
07/19/02	Al Wallace	Miami	Jay Williams; 4th Round (119) Draft Choice
09/04/04	Todd Fordham	Pittsburgh	Undisclosed draft choice
05/19/05	Jason Baker; 2006 7th Round Draft Choice	Denver	Todd Sauerbrun

ALL-TIME HONORS

2006

KRIS JENKINS (DT)

Pro Bowl

RICHARD MARSHALL (CB)

PFW/PFWA All-Rookie Team

JULIUS PEPPERS (DE)

Pro Bowl; AP All-Pro First Team; PFW/PFWA All-Pro Team; PFW/PFWA All-NFC Team; Sporting News All-Pro Team; USA Today Sports Weekly All-Pro Team

STEVE SMITH (WR)

Pro Bowl

2005

JAKE DELHOMME (QB)

Pro Bowl

KEN LUCAS (CB)

Sports Illustrated All-Pro Team

JULIUS PEPPERS (DE)

Pro Bowl

STEVE SMITH (WR)

Pro Bowl; AP Comeback Player of the Year; Pro Football Weekly/PFWA Comeback Player of the Year; AP All-Pro Team; Sports Illustrated All-Pro Team; PFW/PFWA All-Pro Team; PFW/PFWA All-NFC Team; Sporting News All-Pro Team; All-NFL Team

MIKE WAHLE (G)

Pro Bowl; PFW/PFWA All-NFC Team

2004

MARK FIELDS (LB)

Pro Bowl (played as alternate)

CHRIS GAMBLE (CB)

Pro Football Weekly All-Rookie

JORDAN GROSS (OT)

Football Digest All-Pro Second Team

DAN MORGAN (LB)

Pro Bowl; Pro Football Weekly All-NFC

MUHSIN MUHAMMAD (WR)

Pro Bowl; AP All-Pro; College & Pro Football Weekly All-Pro; Football Digest All-Pro Second Team; Pro Football Weekly All-NFL; Pro Football Weekly All-NFC

JULIUS PEPPERS (DE)

Pro Bowl; AP All-Pro; College & Pro Football Weekly All-Pro; Football Digest All-Pro; Pro Football Weekly All-NFL; Pro Football Weekly All-NFC; The Sporting News All-Pro

2003

STEPHEN DAVIS (RB)

Pro Bowl

JORDAN GROSS (T)

Sports Illustrated All-Pro; Pro Football Weekly All-Rookie

KRIS JENKINS (DT)

Pro Bowl; AP All-Pro; Pro Football Weekly All-NFL; Pro Football Weekly All-NFC; Football Digest All-Pro; The Sporting News All-Pro

MIKE MINTER (S)

Football Digest All-Pro Second-Team

MIKE RUCKER (DE)

Pro Bowl; Sports Illustrated All-Pro; Football Digest All-Pro Second-Team

TODD SAUERBRUN (P)

Pro Bowl; AP Second Team All-Pro; Pro Football Weekly All-NFC; Football Digest All-Pro; The Sporting News All-Pro

2002

KRIS JENKINS (DT)

Pro Bowl (played as alternate); AP All-Pro; Football Digest All-Pro Second Team

JULIUS PEPPERS (DE)

AP Defensive Rookie of the Year; Sports Illustrated Defensive Rookie of the Year; Pro Football Weekly Defensive Rookie of the Year; Football Digest Defensive Rookie of the Year; Pro Football Weekly All-Rookie

TODD SAUERBRUN (P)

Pro Bowl; AP All-Pro; Sports Illustrated All-Pro; Pro Football Weekly All-Pro; Football Digest All-Pro; The Sporting News All-Pro

2001

DAN MORGAN (LB)

Pro Football Weekly All-Rookie

TODD SAUERBRUN (P)

Pro Bowl; Pro Football Weekly/PFWA Golden Toe; The Sporting News All-Pro; College & Pro Football News/Weekly All-Pro First Team; AP First Team; Sports Illustrated All-Pro (Dr. Z); Pro Football Weekly All-NFL; Pro Football Weekly All-NFC; Football News All-NFC

STEVE SMITH (KR)

Pro Bowl; The Sporting News All-Pro; Football News All-NFL Rookie; Football News All-NFC; AP First Team; Sports Illustrated All-Pro (Dr. Z); Pro Football Weekly All-NFL; Pro Football Weekly All-Rookie; Pro Football Weekly All-NFC; Football Digest All-Pro First Team

WESLEY WALLS (TE)

Pro Football Weekly All-NFC

CHRIS WEINKE (QB)

Football News All-NFL Rookie; Pro Football Weekly All-Rookie

2000

MICHAEL BATES (KR)

Pro Bowl (as special teamer); Pro Football Weekly All-NFL (as special teamer); Pro Football Weekly All-NFC (as special teamer); Football Digest All-Pro First Team (as special teamer)

JENO JAMES (OL)

Pro Football Weekly All-Rookie

LESTER TOWNS (LB)

Football Digest Top 16 Rookie

1999

MICHAEL BATES (KR)

Pro Bowl (as special teamer); Pro Football Weekly All-NFL (as special teamer); Pro Football Weekly All-NFC (as special teamer)

STEVE BEUERLEIN (QB)

Pro Bowl

MUHSIN MUHAMMAD (WR)

Pro Bowl

CHRIS TERRY (T)College and Pro Football Newsweekly All-Rookie;
Football Digest All-Rookie; Football News All-Rookie;
Pro Football Weekly All-Rookie**WESLEY WALLS (TE)**Pro Bowl; AP All-Pro Second Team; College and Pro
Football Newsweekly Second Team; Football News
All-NFC; Pro Football Weekly All-NFC**1998****MICHAEL BATES (KR)**Pro Bowl (as special teamer); Pro Football Weekly All-NFC
(as special teamer)**KEVIN GREENE (LB)**

Pro Bowl; All-Madden

JASON PETER (DE)

College and Pro Football Weekly All-Rookie

WESLEY WALLS (TE)

Pro Bowl; Football News All-NFC

1997**MICHAEL BATES (KR)**Pro Bowl; Sports Illustrated All-Pro (Dr. Z); Pro Football
Weekly; All-NFL; Pro Football Weekly All-NFC; Sporting
News All-Pro; Football News All-NFC; Football Digest
All-NFL**WESLEY WALLS (TE)**

Pro Bowl; All-Madden; Pro Football Weekly All-NFC

RAE CARRUTH (WR)Pro Football Weekly All-Rookie; College and Pro Football
News All-Rookie; Football News All-Rookie**KEN WALTER (P)**Pro Football Weekly All-Rookie; College and Pro Football
News All-Rookie; Football News All-Rookie**1996****DOM CAPERS (HEAD COACH)**Pro Football Weekly/PFWA Coach of the Year; AP Coach
of the Year; UPI NFC Coach of the Year; The Sporting
News Coach of the Year; Football News Coach of the
Year; Sports Illustrated Coach of the Year; USA Today
Coach of the Year; College and Pro Football Newsweekly
Coach of the Year; Maxwell Club Coach of the Year
(Earle "Greasy" Neale Trophy)**BILL POLIAN (GENERAL MANAGER)**The Sporting News Executive of the Year; Pro Football
Weekly Executive of the Year**MICHAEL BATES (KR)**Pro Bowl; AP All-Pro; College and Pro Football
Newsweekly All-Pro; Football News All-Pro; Pro Football
Weekly/PFWA All-Pro; Football Digest All-Pro; Football
News All-Pro; USA Today All-Pro**KERRY COLLINS (QB)**

Pro Bowl (played as alternate)

NORBERTO DAVIDS-GARRIDO (T)

Football News All-Rookie

ERIC DAVIS (CB)

Pro Bowl

KEVIN GREENE (LB)Pro Bowl; Newspaper Enterprise Assn. Defensive Player
of the Year (George Halas Award); UPI Defensive Player
of the Year; AP All-Pro; All Madden; College and Pro
Football Newsweekly All-Pro; Football Digest All-Pro;
Pro Football Weekly/PFWA All-Pro; UPI All-NFC; Football
News All-NFC.**JOHN KASAY (K)**

Pro Bowl; UPI All-Pro; Football News All-NFC

GREG KRAGEN (NT)

All-Madden

LAMAR LATHON (LB)

Pro Bowl; All-Madden; UPI All-NFC

SAM MILLS (LB)Pro Bowl; AP All-Pro; All-Madden; Sports Illustrated
All-Pro; Pro Football Weekly/PFWA All-Pro; Football
News All-NFC**WESLEY WALLS (TE)**

Pro Bowl; All-Madden; Football News All-NFC; UPI All-NFC

1995**DOM CAPERS (HEAD COACH)**

Pro Football Weekly/PFWA Coach of the Year

BILL POLIAN (GENERAL MANAGER)

The Sporting News Executive of the Year

BLAKE BROCKERMAYER (T)Pro Football Weekly/PFWA All-Rookie; College and Pro
Football Newsweekly All-Rookie**KERRY COLLINS (QB)**College and Pro Football Newsweekly All-Rookie;
Football News All-Rookie; Pro Football Weekly/PFWA
All-Rookie**TYRONE POOLE (CB)**All-Madden; College and Pro Football Newsweekly
All-Rookie; Pro Football Weekly/PFWA All-Rookie**CURTIS WHITLEY (C)**

Sports Illustrated All-Pro (Dr. Z)

TEAMHISTORY

1987

- April 16 Jerry Richardson approaches NationsBank Chairman Hugh McColl about the idea of bringing an NFL team to the Carolinas.
- July 16 Jerry and Mark Richardson; NationsBank Chairman and Chief Executive Officer Hugh McColl, Jr.; attorney Richard Thigpen, Jr.; Max Muhleman of Muhleman Marketing and John Lewis of Arthur Andersen and Company meet in Charlotte to discuss the feasibility of entering the multi-city competition for two NFL expansion franchises.
- August 21 Mark Richardson travels to Kansas City, Missouri, to select HOK Sports Facilities Group as the architects for an NFL stadium, later named Ericsson Stadium.
- December 15 Jerry Richardson officially announces an NFL franchise bid and the stadium effort for the Carolinas and begins lobbying NFL owners.

1988

- July 1 Jerry Richardson announces the near completion of franchise financing plans and the selection of four possible stadium sites — two in York County, South Carolina, and two in North Carolina.

1989

- April 11 Mike McCormack, a Hall of Fame lineman with the Cleveland Browns and former president, general manager and head coach of the Seattle Seahawks, joins Richardson Sports as executive consultant for the Carolinas NFL expansion effort.
- August 20 At "Carolinas Kickoff '89" staged by Richardson Sports, a sellout crowd of 52,855 in Raleigh's Carter-Finley Stadium watches the New York Jets and Philadelphia Eagles, demonstrating the region's support of NFL football in the Carolinas.
- September 5 Jerry Richardson announces the formation of a 12-member partnership group to bolster his expansion effort.
- December 15 Richardson Sports selects a site in uptown Charlotte as the future site of a privately financed NFL stadium, which will seat more than 70,000 people.

1990

- August 11 "Carolinas Kickoff II" features the Washington Redskins and the Atlanta Falcons in a game billed as the "Backyard Battle" before a sellout crowd of 52,036 Carolinians, this time at Kenan Stadium in Chapel Hill, North Carolina.

1991

- February 26 F.N. Thompson Company of Charlotte is selected as the general contractor for the later-named Ericsson Stadium.
- June 26 South Carolina Governor Carroll Campbell and North Carolina Governor Jim Martin officially announce their support of NFL expansion in the Carolinas through the formation of a blue-ribbon committee of leading citizens from both states.
- August 24 69,117 fans cram Williams-Brice Stadium in Columbia, South Carolina for the "Victory Bowl" or "Carolinas Kickoff III." The crowd represents the largest neutral-site attendance for an NFL exhibition game in 10 years.
- September 13 Richardson Sports submits a formal community application for a Carolinas NFL franchise along with a \$100,000 deposit. This application outlines demographics and other market statistics and NationsBank commitment to finance the stadium.
- September 30 Richardson Sports submits a partnership application for a Carolinas franchise.
- December 10 Richardson Sports representatives make Carolina's presentation to NFL Commissioner Paul Tagliabue, President Neil Austrian and their staff in New York.

1992

- March 18 At the NFL owners meeting in Phoenix, the NFL reduces the number of expansion hopefuls from 11 to seven with the Carolinas' bid making the cut.
- May 20 At the league meeting in Pasadena, California, the NFL cuts the list of expansion hopefuls to five communities — including the Carolinas.
- September 1 Jerry and Mark Richardson present a stadium financing plan to NFL officials at a meeting in Charlotte. Although no details are revealed publicly, the Richardsons disclose that no public money would be used to finance the stadium. This financing plan involves the sale of Permanent Seat Licenses (PSLs).
- October 20 At the NFL owners meeting in Chicago, league officials delay expansion until 1993 because of a labor dispute involving the players' union collective bargaining agreement.

1993

- March 23 At the league meeting in Palm Desert, California, NFL owners announce the final timetable for expansion with plans calling for two teams to be awarded in October 1993.
- April 20 The NFL gives approval to Richardson Sports' plan to privately finance a 72,300-seat stadium with the sale of Permanent Seat Licenses (PSLs).

- May 6 The NFL and its players reach a landmark settlement regarding a seven-year collective bargaining agreement, clearing the way for expansion.
- May 20 Jerry Richardson unveils a model and renderings of the Panther blue, silver and black, 72,300-seat stadium that would house an NFL expansion team for the Carolinas.
- May 25 At the owners meeting in Atlanta, the NFL announces the price for an expansion franchise — \$140 million.
- July 1 A Fair Share Agreement between Richardson Sports and the NAACP spells out far-reaching opportunities for minorities with the Carolinas NFL expansion team.
- July 1 The sale of luxury suites, club seats and PSLs officially begins with Richardson Sports receiving 15,000 pieces of mail from first-day orders collected June 28-July 1. By the end of the first day, all 8,314 club seats sell out, and all 104 luxury suites are reserved and ultimately leased. (Later 33 additional suites are added to Carolinas Stadium.) First-day PSL orders total 41,632.
- August 31 Richardson Sports travels to New York to deliver its financing plan to the NFL.
- September 3 The ticket campaign for potential NFL expansion cities ends with the Carolinas receiving orders for 104 luxury suites, 8,314 club seats and 49,724 PSLs. Deposits for luxury suites, club seats and PSLs total \$54 million, representing a total pledge of \$112.7 million.
- September 10 Richardson Sports delivers to the NFL term sheets for loans to construct a state-of-the-art stadium and purchase the franchise.
- September 13 Richardson Sports and Clemson University announce that the Carolinas NFL expansion team would play its first season (1995) in Clemson Memorial Stadium, known as "Death Valley."
- September 22 Richardson Sports makes a 1 1/2-hour presentation to the NFL expansion and finance committees and league officials, including Commissioner Tagliabue. They report to the league that NationsBank and Wachovia have posted a \$30-million guarantee to purchase unsold PSLs. Effectively, the stadium is sold out, and total money pledged is \$142.7 million.
- OCTOBER 26** At the league meeting in Chicago, NFL owners unanimously select the Carolinas as the 29th NFL franchise and the first expansion team since 1976. Owners also voted to delay selection of the second franchise until November 30 with Baltimore, St. Louis, Jacksonville and Memphis still under consideration.

1994

- January 1 Jon Richardson officially joins the Panthers as Director of Stadium Operations.
- January 3 The Carolina Panthers put 12,000 remaining PSLs on sale. All orders received January 3-8 are given first-day priority. In addition, they announce that the remaining 10,000 PSLs will remain on sale until they are sold out. In all, Panthers fans respond from 16 states and the District of Columbia during the week-long priority period.
- January 12 Jerry Richardson announces the hiring of veteran NFL executive Bill Polian as general manager and the promotion of Mike McCormack to club president.
- April 22 Led by owner and founder Jerry Richardson, the Carolina Panthers hold the groundbreaking ceremony at the stadium's uptown site. The construction is expected to take 27 months to complete.
- April 24 The Carolina Panthers move to the front of the 1995 draft order when owner and founder Jerry Richardson wins a coin flip with Wayne Weaver of the Jacksonville Jaguars during the NFL draft. Commissioner Paul Tagliabue flipped the coin at the NFL draft headquarters.
- May 3 The Panthers accept Wofford Board Of Trustees Chairman Walt Sessions' invitation to hold training camp on the Spartanburg campus beginning with the inaugural season in 1995.
- May 26 The NFL owners vote to pit the expansion Panthers and Jacksonville Jaguars against one another in the 1995 Hall of Fame game. The game will be the first game in team history for both franchises.
- July 19 The Panthers select Winthrop University in Rock Hill, South Carolina, to be the team's temporary practice site until completion of the team's facilities at Ericsson Stadium.
- October 5 The Carolina Panthers hold their first free agent workout at Winthrop University in Rock Hill, SC. Participating are former Duke running back Randy Cuthbert and former Johnson C. Smith wide receiver Gregory Clifton, along with Matt Elliott, Darryl Moore, Beno Bryant, and Jeff Pahukoa.
- November 2 NFL Commissioner Paul Tagliabue slots the Carolina Panthers in the NFC West, joining the Atlanta Falcons, New Orleans Saints, Los Angeles Rams and San Francisco 49ers.
- December 15 The original Carolina Panthers are signed. Matt Campbell, Randy Cuthbert, Kevin Farkas, Mike Finn, Willie Green, Carlson Leomiti, Darryl Moore, Tony Smith, Lawyer Tillman and Eric Weir form the group.

1995

- January 4 The Panthers hire the team's first coaches, adding offensive line coach Jim McNally and wide receivers coach Richard Williamson, both from the Cincinnati Bengals.
- January 23 The Panthers sign Dom Capers from the Pittsburgh Steelers as the first head coach in team history.
- February 15 The Carolina Panthers select 35 players in the expansion draft. With the second overall pick they select cornerback Rod Smith from the New England Patriots.
- February 20 The Carolina Panthers sign two unrestricted free agents: kicker John Kasay from the Seattle Seahawks and defensive end Mike Fox from the New York Giants. The signings mark the first unre-

- stricted free agents to join the Panthers in team history.
- April 4 The Panthers take the field for the first time as a team during the first of a series of off-season workout sessions.
- April 22 The Carolina Panthers make quarterback Kerry Collins of Penn State the team's first draft choice, selecting him with the fifth overall selection, acquired from Cincinnati.
- May 2 Panthers owner Jerry Richardson announces his resignation as chairman from Flagstar in order to devote his attention to his involvement in NFL activities.
- May 3 Carolinas Stadium Corp hosts topping out ceremonies at the stadium, recognizing that construction has reached its highest point.
- July 14 The Panthers report to the team's first ever training camp, marking the official beginning of the inaugural season campaign.
- July 29 The Carolina Panthers defeat the Jacksonville Jaguars 20-14 in the Hall of Fame Game, becoming the first NFL team to win its inaugural contest.
- September 3 The Panthers lose 23-20 in overtime to the Atlanta Falcons in the team's first regular-season game.
- October 15 The Panthers earn their first win in franchise history, defeating the New York Jets 26-15, highlighted by Sam Mills' 36-yard interception return for a touchdown.
- November 5 The Panthers win an expansion-record fourth game in a row, defeating the San Francisco 49ers 13-7 at 3Com Park, marking the first time in league history an expansion team defeated the defending world champion.
- December 24 The Panthers wind up their inaugural season with a 7-9 record, more than doubling the previous expansion-best mark of three wins. The NFL seventh-ranked defense had the best record of any non-playoff team in the league over the last eleven weeks, posting a 7-4 record after opening the season 0-5. The team notches an expansion-best 5-3 home record at it's home-away-from-home field at Clemson's Memorial Stadium.

1996

- June 26 Carolina Panthers Director of Business Operations Mark Richardson announces an agreement to name the Panthers new home Ericsson Stadium.
- July 26 The six bronze panthers that flank each of Ericsson Stadium's main entrances are unveiled. The statues were the largest sculpture commission in the United States.
- July 27 The gates of Ericsson Stadium are opened for the first time at PSL Appreciation Day marking the first public event in the Stadium.
- August 3 The Panthers defeat the Chicago Bears 30-12 in a preseason game, the team's first contest in their new home.
- September 1 The Panthers defeat the Atlanta Falcons 29-6 in the first regular season game at Ericsson Stadium.
- December 22 Defeating the Pittsburgh Steelers 18-14 with a last minute goal-line stand, the Panthers conclude the 1996 regular season with a 12-4 record and the NFC West division title. The team recovered from a 5-4 start to win its last seven games and a first-round playoff bye. John Kasay's three field goals against the Steelers give him 37 for the season and a new single-season NFL record.

1997

- January 5 The Panthers defeat the defending Super Bowl Champion Dallas Cowboys 26-17 at Ericsson Stadium in the team's first playoff game.
- March 12 Panthers President Mike McCormack announces his retirement as president of the Carolina Panthers, ending a 46-year NFL career as a player, coach and executive.
- April 2 Jon Richardson is named president of Carolinas Stadium Corp and Mark Richardson president of the Carolina Panthers.
- September 21 Mike McCormack is inducted as the first member of the Carolina Panthers Hall of Honor.

1998

- September 27 During halftime ceremonies of the Panthers game versus Green Bay, Sam Mills is inducted into the Carolina Panthers Hall of Honor as the first former player to be so recognized.

1999

- January 4 George Seifert, who guided San Francisco to two Super Bowl titles as head coach and won a total of five Super Bowl rings with the 49ers, is named as the second head coach of the Carolina Panthers. Seifert comes to Carolina after compiling an 108-35 (including playoffs) record in eight seasons at San Francisco, giving him the best winning percentage in NFL history (.755).

2001

- May 22 At the NFL Spring Meeting in Rosemont, Illinois, NFL owners unanimously approved the realignment of the League into eight four-team divisions when the Houston Texans begin play in 2002. Carolina was placed in the NFC South division with Atlanta, New Orleans and Tampa Bay.

2002

- January 25 The Panthers name John Fox as the third head coach in franchise history. Carolina is the first head coaching position for Fox, who was the defensive coordinator for the New York Giants from 1997-2001.
- February 22 Marty Hurney promoted to General Manager from Director of Football Operations.

- September 8 Panthers break 15-consecutive game losing streak with 10-7 victory over Baltimore Ravens in John Fox's head coaching debut.
- 2003**
- September 7 Panthers stage biggest rally in team history, overcoming 17-0 deficit in season opener against Jacksonville as quarterback Jake Delhomme comes off the bench to throw three second half touchdown passes.
- October 12 Carolina goes 5-0 with an overtime victory at Indianapolis to record best start in franchise history as John Kasay kicks a 47-yard field goal.
- October 26 Panthers set NFL record with their third overtime road victory on a 31-yard John Kasay field goal as Stephen Davis sets a club record for yards rushing in a single game with 178 on 31 carries.
- December 14 Carolina wins its first NFC South title as John Kasay kicks a 49-yard field goal with four seconds remaining to give Panthers a 20-17 victory at Arizona and clinch second playoff berth in team history.
- 2004**
- January 3 In the second home playoff game in team history and first since January 5, 1997, the Panthers defeat Dallas 29-10 at Ericsson Stadium.
- January 10 In fifth longest game in NFL history, the Panthers score on the first play of the second overtime as Jake Delhomme hits Steve Smith with a 69-yard scoring pass to give Carolina an NFC Divisional win at St. Louis, breaking a 14-game home winning streak by the Rams.
- January 16 Bank of America and Carolina Panthers announced an title sponsorship agreement at Founders Hall remaining the Panthers home Bank of America Stadium
- January 18 Carolina wins its first NFC Championship, defeating Philadelphia 14-3 at Lincoln Financial Field as Ricky Manning, Jr. ties an NFL Championship game record with three interceptions.
- February 1 The Panthers play in Super Bowl XXXVIII at Reliant Stadium in Houston, TX, losing to the New England Patriots 32-29.
- 2006**
- August 13 The Panthers retired jersey number 51, making Sam Mills the only player in team history to receive the honor. Mills played for the Panthers from 1995-97 and earned a Pro Bowl selection in 1996. After retiring in 1997, Mills became a scout for the Panthers in 1998 and served as the team's linebackers coach from 1999-2004. He became the first former player and second member of the Panthers Hall of Honor in 1998.
- 2006**
- January 8 The Panthers registered the first road playoff shutout in the NFL since 1979, defeating the New York Giants, 23-0. In holding scoreless a New York team that ranked third in the League in scoring during the regular season, Carolina became the first NFL team to register a shutout on the road in the playoffs since the Los Angeles Rams posted a 9-0 victory at Tampa Bay (1/5/80) in the 1979 NFC Championship. Ironically, the last time head coach John Fox coached a playoff game at Giants Stadium, his defense also pitched a shutout. With Fox as the Giants defensive coordinator, New York shut out Minnesota, 41-0, in the 2000 NFC Championship. The shutout was Carolina's third in team history as the Panthers limited New York to 132 total net yards and rushed for 223 yards on offense.
- January 15 The Panthers won their fourth consecutive road game in the playoffs to equal the NFL record for the most consecutive postseason road victories, previously accomplished by the Dallas Cowboys from 1975-81. With the win, head coach John Fox became only the fifth head coach in NFL history to record at least four postseason victories. Wide receiver Steve Smith amassed 218 receiving yards and two touchdowns on 12 receptions. His receiving yardage ranked as the most in team history and the fourth-highest postseason total in NFL history. His 12 catches tied for the second-highest total in NFL postseason annals.

ED BLOCK COURAGE AWARD

The Ed Block Courage Award is named after Ed Block who was the Head Athletic Trainer of the Baltimore Colts from 1954-1977. He was inducted in the National Athletic Trainers' Association (NATA) Hall of Fame in 1974. In addition to his accomplishments with the Baltimore Colts, Eddie worked for 13 years as a physical therapist for Kernan's Hospital for Crippled Children, authored numerous papers and was a presenter at several national programs. He also served on NATA's original Athletic Injuries Committee. A Fellow, American College of Sports Medicine, Eddie has an extreme interest in research, injury prevention and conditioning. He served as a consultant to NASA, beginning with the original in-space flight training program in 1967. In 1973, Eddie started early research on the use of diagnostic ultrasound at Johns Hopkins Hospital for use in evaluating musculoskeletal injuries.

Eddie was, perhaps most importantly, a great humanitarian who tirelessly gave of himself to help improve the lives of children. As an Army Lieutenant under General Patton in World War II, he was the recipient of a Purple Heart. As an athletic trainer, he was a master in his chosen field. As a person, he was compassionate and giving. He stood for courage and championed the cause of all those who displayed that characteristic. His work and philosophy continue today through the Foundation that bears his name.



did you know?

Each year, the Panthers select a recipient of the Ed Block Courage Award, given to an athlete who displays perseverance in overcoming adversity:

1995	Brett Maxie
1996	Lamar Lathon
1997	Tshimanga Biakabutuka
1998	Steve Beuerlein
1999	Mike Minter
2000	Muhsin Muhammad
2001	Patrick Jeffers
2002	Kevin Donnalley
2003	DeShaun Foster
2004	Mark Fields
2005	Steve Smith
2006	Colin Branch

REFERENCE



BANK OF AMERICA STADIUM

Made possible by the commitment of tens of thousands of Panthers fans throughout the Carolinas, the open-air, natural-grass Bank of America Stadium was constructed specifically for football and offers both amenities and sightlines unparalleled in the National Football League. Designed by HOK Sports Facilities Group, Bank of America Stadium has proven to be a proud fixture in the Charlotte skyline.

Now in its 12th season, Bank of America Stadium's reputation has continued to grow, making it the model for new stadiums in other NFL markets.

"It is very special," said Robert Kraft, owner of the New England Patriots. "This is the future and the prototype of what every NFL city should have."

When Jerry Richardson first entertained the idea of bringing professional football to the Carolinas, he wanted to build a stadium that was privately financed and would be a fitting home to professional sports' crown jewel: an NFL franchise. The result was Bank of America Stadium, a \$187 million, privately financed feat of engineering and luxury, home to the Carolina Panthers since 1996 after the team played its first season in Clemson, SC.

Reviews were enthusiastic from the beginning. Said Pittsburgh Steelers Owner Dan Rooney, "... A first-class facility. I think it will do a lot for the team. But the fans are the ones that are going to like it. This is an amazing facility."

"Even though it's mammoth, it doesn't overpower you," said former Cleveland Browns President and Chief Executive Officer Carmen Policy. "There seem to be so many fan amenities built into it that say, 'Welcome. You're going to enjoy seeing a football game here. You're going to have a great event-type of experience.'"

The construction was partially financed through the sale of permanent seat licenses, or PSLs, which provide the holders with the right to purchase season tickets to Carolina Panthers home games. Unveiled with prices that originally ranged from \$600 to \$5,400, depending on location, Panthers fans responded with orders for more than 41,632 PSLs during the first four days the seats were available, selling out more than 8,000 club seats and all 104 luxury suites. (Club seat capacity later was expanded to 11,000, and the total number of suites was increased to 158.) By the time the PSL drive ended in September 1993, Panthers fans had delivered a clear message to the NFL, which responded by unanimously awarding the League's 29th franchise to the Carolinas.

"The model I would hold out, and I hope the country will look at is the one Jerry Richardson and the leaders of Charlotte used in building what is the best football stadium in America without public funding through a very intelligent, very wise permanent seat license program," said former NFL Commissioner Paul Tagliabue at Super Bowl XXX.

The PSLs represent more than \$100 million of the total construction cost, financed entirely with private money. Led by Richardson, groundbreaking took place on April 22, 1994 at the stadium's uptown site, beginning the two-plus year construction effort headed by a joint venture of F.N. Thompson of Charlotte and Turner Construction Company of New York.

Bank of America Stadium was created to provide Panthers fans with an abundance of amenities, ranging from the individual cup and program holders to the generous ratio of concession and restroom facilities to gigantic scoreboards, a state-of-the-art sound system and wide, comfortable seats. Said Richardson in his dedication of the stadium, "This stadium is dedicated to believers. Those who had hope in the spirit of our Carolinas, trust in a promise and faith in the unseen. For all who dared dream, and their children who will share a great legacy, we dedicate this symbol of unity."

The image shows the front facade of Bank of America Stadium. At the top, three flags are flying on tall poles: the United States flag in the center, and two other flags on either side. Below the flags, the words "Bank of America Stadium" are written in large, blue, three-dimensional block letters. Underneath this sign is a large, arched glass window with a grid pattern. The window is flanked by two dark, vertical concrete pillars. Below the window, the words "Bank of America Stadium" are written again in blue, with the Bank of America logo (a red and blue chevron) on either side. The entrance is a dark, recessed area below the second sign. In the foreground, there are several large, round, grey planters with green plants, and black bollards. The sky is a pale blue with some light clouds.

**Bank of America
Stadium**

 **Bank of America Stadium** 

OVERVIEW

Bank of America Stadium is located in the uptown district of Charlotte, NC, and was specifically designed for football by HOK Sports Facilities Group of Kansas City. The 73,298-seat, privately-financed, open-air, natural-grass stadium is designed as a self-contained headquarters, and includes training facilities, practice fields and administration offices. The stadium facade features a number of unique elements including massive arches and towers at the entries, clad in building materials that accent the Panthers black, blue and silver team colors. The interior has been designed to provide a generous ratio of concession and restroom facilities among wide and tall concourses, in addition to individual cup and program holders, wide seats, and state of the art sound, video and scoreboard systems.

DESIGN TEAM

HOK Sports Facilities Group has designed numerous sports facilities throughout the country.

CONSTRUCTION TEAM

The general contractors for Bank of America Stadium were the joint venture team of F.N. Thompson (Charlotte) and Turner Construction (New York), which also teamed to build the 23,600-seat Charlotte Coliseum.

LOCATION

The stadium and adjacent practice fields are located on 33 acres in uptown Charlotte, bordered by Interstate 277, Mint, Graham and Morehead streets. The stadium site has access to 30,000 existing parking spaces and more than 100 restaurants within a 15-minute walk. There are more than 30,000 hotel rooms in the Charlotte area.

DIMENSIONS

Stadium Footprint (900' L x 800' W)	15 acres
Public Area Surrounding Stadium (including picnic areas, walkways, etc)	11 acres
Practice Fields (two natural grass, one artificial)7 acres
Total Stadium and adjacent landscaping and practice fields33 acres
Height (from playing field to top of scoreboard)	13 stories (180')
Internal space (covered space)	1,600,000 sq ft
Concourse length (outermost circumference)	1/2 mile

SEATING CAPACITY

There are 73,298 seats at Bank of America Stadium distributed as follows:

Lower Bowl	22,511
Upper Bowl	37,149
Club Level	11,264
Suites	2,374

PLAYING FIELD

The stadium's state-of-the-art playing field is 398 feet long and 280 feet wide and features sophisticated drainage and irrigation systems. The playing surface is a hybrid Bermuda grass. The field drains between 10 and 12 inches of rain per hour. The field has a 10" crown.

SEATING WIDTH

The upper and lower seating areas feature a 19" width while the club seating is 21" wide.

BANK OF AMERICA CLUB SEATING

The Silver Club level at Bank of America Stadium, seating 11,264 patrons, is positioned along

both sidelines of the field. Both Silver Club Members and Luxury Suite Members have access to a total of eight lounge areas. The main two 50-yard line lounges are the signature of the Silver Club, in addition to the four-themed lounges (one in each corner). The themed lounges offer a wide variety of options for members and their guests from the interactive fan TV studio and interactive kiosks to “Chalk Talks” from former Panthers players. Food and beverage selections include stadium favorites to sit down dining.

SUITES

There are 158 suites in Bank of America Stadium. The suites range from 10-person suites (12' wide x 32' deep) to 40-person suites (40' wide x 32' deep). Design plans allow for future expansion of 32 suite units.

Suites have three main components: viewing seats, lounge space and toilet facilities.

Viewing seats are fully upholstered chairs positioned behind operable glass along the front of the seat and include a beverage rail for convenience.

The lounge space is the central portion of the suite, outfitted with lounge furniture and buffet tables. The rear of the space includes a service counter with a built-in sink, refrigerator and ice maker. A variety of game day catering options is available for suite tenants.

Additionally, each suite has private toilet facilities at the rear of each suite. A coat and general storage closet also is located in this area.

All suites are fully upfitted with high-quality finishes, carpet and wall coverings, and closed circuit TV monitors are located above the service counter and in front of the viewing seats. Individual suite sound systems offer patrons a choice of audio options, and separate heating and cooling systems allow for individual suite climate control.

VIEWING DISTANCE

The first row of seating is located 53 feet from the sideline, while the endline of the end zone is 20 feet from the field wall. All seats are elevated and designed for optimal viewing angles.

FOOD SERVICE

Provided by Stadium Food & Beverage, Bank of America Stadium offers an abundance of food options and a generous ratio of concession points of sale, designed to increase food quality while reducing customer waiting time.

The following is a breakdown of the number of concession points of sale:

Lower Concourse.....	146 Points of Sale — 1 per 150 seats in the lower bowl
Club/Suite Levels	127 Points of Sale — 1 per 102 seats in the Club/Suite levels
Upper Concourse.....	156 Points of Sale — 1 per 234 seats in the upper bowl
TOTAL.....	429 Points of Sale — 1 per 171 seats in the stadium

Stadiums normally offer one point of sale per every 300 to 350 spectators. Concession stands offer hot dogs, hamburgers, nachos, pizza, barbecue, ice cream and other stadium fare.

SIDELINE DISPLAYS

Located on each sideline, between the 300 and 400 levels, are displays and advertising panels that include the following:

- One 5' x 300' Daktronics ProAd LED display (for showing game-in-progress statistics and information, game prompts, out-of-town scores, advertising messages, etc.)
- Four 5' x 15' internally illuminated advertising panels

CORNER DISPLAYS

Located in both the NW and SE corners of the stadium, between the 300 and 400 levels, is the following display:

- One 5' x 73' Daktronics ProAd LED display (for showing game clock, game score, game-in-progress information and advertising messages)

END ZONE DISPLAYS

Located in each end of the stadium, between the 300 and 400 levels, are displays and advertising panels that include the following:

- One 5' x 9' delay-of-game clock
- Two 5' x 6' internally illuminated logo panels
- Two 5' x 15' internally illuminated advertising panels

Located in each end of the stadium, above the 500 level seating area, are displays and advertising panels that include the following:

- One 24' x 32' Mitsubishi DiamondVision video display (for showing live action, replays, video features, game information, advertising messages, etc.)
- One 24' x 32' Daktronics black-and-white matrix display (for showing game clock, game score, game-in-progress statistics and information, game prompts, advertising messages, etc.)
- One 3' x 12' time-of-day clock
- Three 24' x 32' advertising panels
- One 24' x 32' Tri-Vision (three-sided) advertising panel
- Two 9' x 12' advertising panels
- One 12' x 76' advertising panel
- One central speaker cluster (located at the top of the west end scoreboard structure only, hidden behind the 12' x 76' advertising panel)

SOUND SYSTEM

The stadium sound system is based on a high-quality central speaker cluster located on the top end of the west end scoreboard. Any areas that do not receive sound directly from this source will receive sound from an additional speaker system with computer-timed output to reduce the impression of delay. All internal spaces, concourses, toilet facilities, club spaces and suites have separate speaker systems with options for program selection.

RESTROOM FACILITIES

Bank of America Stadium offers a generous toilet fixture ratio of one fixture per 80 men and one per 70 women. Many restrooms feature diaper changing tables, and all are handicap accessible. In addition, unisex/family restrooms are available for parents escorting children of the opposite sex.

The total number of public restrooms throughout the stadium includes:

Lower Concourse	.31	(10 men's, 10 women's, 11 unisex/family)
Club/Suite Levels	.20	(8 men's, 8 women's, 4 unisex/family)
Upper Concourse	.44	(18 men's, 18 women's, 8 unisex/family)
TOTAL	.95	(36 men's, 36 women's, 23 unisex/family)

Stadiums normally offer a toilet fixture ratio of one per 100 men and one per 90 women.

OTHER EVENTS

In addition to Panthers games, Bank of America Stadium has been host to a number of other high-profile events, including the Rev. Billy Graham's 1996 four-day Carolinas Crusade and the Rolling Stones 1997 Bridges to Babylon tour. The stadium has been the site for several college football games, including the Carolinas Classic, a two-game series in 1998 and 1999 between UNC and NC State, a 1999 East Carolina/West Virginia game and a 2004 ECU/NC State matchup as well as soccer matches, including an exhibition featuring the U.S. Women's World Cup soccer team versus Japan in 1999 and Sweden in 2000 and the NCAA College Cup Soccer Championship in 1999 and 2000. Bank of America Stadium also is the home of the Meineke Car Care Bowl.

PANTHERS HALL OF HONOR



On September 21, 1997 former team president Mike McCormack became the first member of the Panthers Hall of Honor. In 1998, he was joined by former linebacker Sam Mills, who entered as the first former Panthers player to be so honored.

Both Mills and McCormack, who retired as president of the Carolina Panthers in March 1996, were recognized for their high contributions to the Panthers organization with a life-sized bronze statue sculpted by Todd Andrews, who created the famous bronze Panthers that flank each stadium entrance. The statues were placed at the northeast corner of the stadium where they will be joined by statues of future inductees.

"There is no one more appropriate than Mike to start our Hall of Honor," said Panthers Owner/Founder Jerry Richardson at the time of McCormack's induction. "The Carolina Panthers would not even exist without Mike's contributions, and he epitomizes all we want the Panthers to symbolize."

While McCormack's National Football League career spanned five decades and a number of teams, he may have left his most indelible mark on the Panthers. Starting as a consultant in 1989, McCormack provided an invaluable contact for the Richardson ownership group as they lobbied NFL ownership and hierarchy for credibility early in the expansion process. After the Panthers overcame overwhelming odds to land the franchise by a unanimous vote in October 1993, McCormack was first general manager before being named president.

"Mike provided a road map for our organization, and we have reaped the benefits of his foresight and experience," says successor Mark Richardson. "By his induction as the original member of our Hall of Honor, it sets a high standard for all who follow."



If anyone could meet McCormack's standard it is Mills, who became a Panthers standard-bearer.

"Sam Mills has meant a lot to this organization and has set a high standard for our players both on and off the field. It is only fitting that he is recognized with the Carolina Panthers highest honor," said Jerry Richardson.

While Mills had a long NFL career, his accomplishments with the Panthers were the basis of his selection. His memorable interception return for a touchdown spurred Carolina to the first win in team history in 1995, and his interception against Dallas sealed the Panthers win in the NFC divisional playoff following the 1996 season.

Mills played 15 years as a professional, starting 171-of-181 NFL games and earning five Pro Bowl selections. Mills appeared in his final Pro Bowl as a representative of the Panthers in 1996 at the age of 37.

Regarded as one of the most savvy players in the game, Mills led his team in tackles 10 times and eclipsed the 100-tackle plateau in eight seasons. As a prized unrestricted free agent in 1995, he became the cornerstone of the Panthers defense and was the only player to start every game during the Panthers first three seasons.

With McCormack and Mills, an administrator and coach were recognized in the Hall of Honor. In the opening regular season game against Green Bay in 2004, the PSL owners who made the stadium and franchise possible were also honored at halftime. The Panthers sold over 60,000 Permanent Seat Licenses to help fund the construction of Bank of America Stadium.

"The stadium and team would not be here without the PSL Owners and they have been the backbone of our support," says President Mark Richardson. "It was appropriate to include them in the Hall of Honor for making a NFL franchise in the Carolinas a reality."

TRAININGCAMP



The Carolina Panthers summer training camp home is at Wofford College in Spartanburg, S.C.

The Panthers are housed in Wofford's sterling 60,000 square-foot Richardson Physical Activities Building, which boasts a spacious weight room, locker room and training facilities in addition to coaches offices and meeting rooms.

A member of the Southern Conference and NCAA Division I, Wofford is the smallest school in the nation playing Division I football with its enrollment of 1,250.

The Terriers compete in the Football Championship Subdivision (FCS), formerly known as Division I-AA.

Over the last five seasons, Wofford is the SoCon's second-winningest football team with a 42-17 overall record and .712 winning percentage. The Terriers have been ranked in the final FCS poll in four of the last five seasons. The 2003 Terrier football team captured the Southern Conference championship and advanced to the FCS national semifinals.

Wofford football coach Mike Ayers was the 2003 recipient of the Eddie Robinson Award as the Division I-AA National Coach of the Year. He is among the winningest coaches in the nation with 123 victories in 19 seasons.

Academically, Wofford's football team is among the top 10 percent in the nation as judged by the Academic Progress Rate (APR) and has been given public recognition by the NCAA in each of the last two seasons. The Terriers have placed 43 student-athletes on the Academic All-Southern Conference team in the last four years, more than double the number of the second place team. Wofford has had at least 10 players on the academic squad each year.

In recent years, the Wofford men's basketball

team has posted victories over Cincinnati, Clemson, Virginia Tech and Auburn. The baseball team has defeated South Carolina and Tennessee in the last two years.

Among its alumni, the athletic program counts Panthers Owner/Founder Jerry Richardson as well as former Air Force head football coach Fisher DeBerry.

Wofford receives strong support from its alumni and friends. The Terrier Club, with 100 percent of all contributions supporting scholarships for Wofford student-athletes, raised a record \$1.4 million in 2006.

According to Fiske Guide to Colleges 2006, "Wofford offers the rigorous academics of a small liberal arts college with rough-and-tumble Division I athletics." The Insider's Guide to the Colleges 2006, published by the Yale Daily News states that "Wofford's active student body puts their full support behind their impressive athletic program."

Having conducted its first session during the 1854-55 academic year, Wofford is one of only a handful of American colleges of that era to have operated continuously on its original site. Over 5,000 "noble trees" have been planted since 1992. The entire 150-acre campus is maintained as a national arboretum.

Wofford ranks second in the nation among baccalaureate institutions in the percentage of students receiving academic credit for studies abroad.

The first independent college in South Carolina to receive a chapter of Phi Beta Kappa, Wofford has a proud history. Among its graduates are the founders of Duke and Vanderbilt universities, the Southern Association of Colleges and Schools and the National Beta Club.

THE TOPCATS



PRESENTED BY **MORETZ**  **SPORTS**

TRAINING CAMP
THE TOPCATS

In 2007, the team is proud to welcome back the TopCats, cheerleaders for the Carolina Panthers. The TopCats represent all regions of the Carolinas and range in age from 21 to 38. Their careers are in a variety of distinguished professions, including banking, law and teaching. The TopCats help cheer the Panthers to victory and entertain fans at every home game at Bank of America Stadium.

Auditions for the TopCats are a comprehensive and intense process. The final squad members are chosen based on their personalities, showmanship, dance skills, professionalism and physical fitness.

Tina Becker serves as the cheerleader/mascot programs manager and oversees all aspects of both programs. She was a member of the TopCats inaugural squad in 1996 and spent three years as a Panthers cheerleader before joining the TopCats staff in 1999.

Richelle Grant, cheerleader programs assistant and five-year veteran of the TopCats squad, joined the TopCats staff in 2005. She cheered at the University of South Carolina, where she earned a BA in communications. Grant coordinates squad appearances and assists other aspects of the cheerleading program.

Nicole Smith, choreographer

for the TopCats, was a member of the TopCats from 1996-1999 and represented the squad at the 2000 Pro Bowl. Prior to joining the TopCats, Smith cheered for UNC-Charlotte and for the Charlotte Hornets.

The TopCats are visible throughout the Carolinas at corporate appearances and charitable events.

The Panthers cheerleading squad is sponsored by Moretz Sports, exclusive supplier of all apparel and sockwear to the TopCats. All hair and make-up services are provided by Modern Salon & Spa.



Tina Becker
Manager



Richelle Grant
Assistant



Nicole Smith
Choreographer

2007 TopCats

Name	Year
Brandi	.3rd Year
Brooke	.2nd Year
Danielle	.1st Year
DeAnna	.6th Year
Erin	.3rd Year
Felicia	.10th Year
Heather	.2nd Year

Name	Year
Jackie	.2nd Year
Jana	.2nd Year
Jill C.	.2nd Year
Jill M.	.2nd Year
Juliet	.3rd Year
Kelli	.3rd Year
Kelly	.5th Year

Name	Year
Krista	.9th Year
Kristie	.1st Year
Laura	.1st Year
Meagan	.3rd Year
Megan	.1st Year
Natasha	.2nd Year
Shannon	.10th Year

Name	Year
Soontanee	.1st Year
Tara	.2nd Year
Tiffany	.2nd Year
Victoria	.2nd Year

SIRPURR



The Carolina Panthers mascot, Sir Purr, a beloved fixture of football in the Carolinas, is in his 13th season with the Panthers. Armed with nimble feet, a great smile and one huggable belly, this cat is best known for his silly antics and creative skits that can be seen on game day. He also makes numerous public appearances, including visits to hospitals, schools and summer camps.

Sir Purr has entertained crowds not only locally but nationally. His ability to make people smile and bring out the child in everyone has caught the eyes of fans everywhere. Sir Purr has performed at the Pro Bowl, Celebrity Mascot Games, Macy's Thanksgiving Day Parade and other various events.

Due to Sir Purr's tremendous popularity and superstar status, Jarrid Danburg, Sir Purr's official agent, personal trainer and coordinator, keeps up with the demands of his adoring fans.

If you would like to have Sir Purr at your next event, contact Jarrid at (704) 358-7450.

PANTHERS RADIO NETWORK



(l-r) Jim Szoke, Game Analyst; Eugene Robinson, Game Analyst; David Langton, Executive Producer; Mick Mixon, Play by Play

OFFICIAL RADIO BROADCAST

Eight hours of Intense Game Day Programming Plus Live Coach's Show and Weekday Updates

PANTHERS STADIUM SHOW 10am-noon WBT 1110 AM/99.3 FM

For the most up-to-the-minute news from the Panthers and around the NFL, football fans tune into "The Panthers Stadium Show". Hosted by Jim Szoke, the award winning countdown to kickoff provides a comprehensive preview and analysis of the Panthers and the day's game with tons of fun, special features, live player and coaches interviews, college and pro football insiders and reports from around the League.

CAROLINA'S COUNTDOWN TO KICKOFF noon- 1pm (Network)

The entire network joins in on the fun one hour before game time for "The Carolina Panthers Countdown to Kickoff". Mick Mixon, Eugene Robinson and Jim Szoke put the final touches on the preparations for the day's game. This hour of award winning pre-game coverage includes exclusive interviews with head coach John Fox and quarterback Jake Delhomme, other Panthers players and up-to-the-minute updates from other NFL games.

GAME BROADCAST 1pm-4pm (Network)

The Panthers broadcast team brings you all the hard-hitting action of every Panthers game. Veteran award winning broadcaster Mick Mixon is joined by former NFL player Eugene Robinson and Jim Szoke to bring you the who, what and why of every exciting play. From the practice field to the playing field, your play-by-play team is with the Panthers every step of the way, each and every week.

PANTHERS POST GAME SHOW 4pm-5pm (Network)

Jim Szoke hosts a fast-paced, game recap with highlights, reports from around the league and analysis from Eugene Robinson. Mick Mixon gives listeners their first chance to hear the team's reaction to the game with exclusive live interviews with head coach John Fox and Panthers players.

PANTHERS WRAP-UP SHOW 4:20PM-5PM (NETWORK) : 5PM-6PM WBT 1110 AM/99.3 FM

This call-in show provides one hour of reaction and analysis from former NFL Pro Bowl tight end Ethan Horton and Rick Benjamin. Call 704-358-7734 or 800-941-6846 to sound off about the Panthers and that day's contest.

PANTHERS TALK

Broadcast live every Monday (or Tuesday if Carolina plays on Monday night) from 8:05 p.m. to 9:00 p.m. in the Red Zone at Bank of America Stadium, Panther Talk is your opportunity to ask head coach John Fox and a Panthers player questions. Panther Talk will air from July 31 through the Monday following Carolina's final game. Call 704-358-7734 or 800-941-6846 to talk Panthers football.

PANTHERS UPDATES Monday through Friday (Network)

A twice-daily report on Panthers news. Hosted by Mick Mixon and Jim Szoke, "Panthers Updates" keep you up to date on all the day-to-day activities of the Carolina Panthers.



Bob White
Engineer

Listen to all of the exciting action on the Panthers flagship station WBT 1110 AM/99.3 FM or for a complete listing of the Carolina Panthers Radio Affiliates sign onto the Carolina Panthers Website, www.panthers.com.

PANTHERS TELEVISION NETWORK

PRESEASON TELECASTS



STEVE BEUERLEIN
Color



GARY WILLIAMS
Play-By-Play



PETE YANITY
Sideline Reporter

The Carolina Panthers Television Network consists of 12 television stations representing each of the major markets in both North and South Carolina. The network will televise all preseason games and 26 team shows.

Steve Beuerlein is in his fourth season as color analyst for the Panthers pre-season games. Before going to the Denver Broncos, Beuerlein was one of the Panthers' most popular quarterbacks, playing during the 1996–2000 seasons. He became one of 11 quarterbacks in NFL history to throw for more than 4,000 yards and 30 touchdowns in a season, one of 17 times the feat has been accomplished in NFL history. Beuerlein has worked as a broadcaster for NFL Europe in 2003 and 2004. He is in his fourth year as a color analyst for CBS Sunday Football.

Gary Williams is in his third season as the play-by-play announcer for the the Panthers Television Network's preseason games. Williams has been hosting "The Morning Sports Page", the top-rated morning sports talk radio show in Charlotte, North Carolina for eight years. In addition, he has been a part of the radio and TV broadcast for Charlotte 49er basketball for six seasons as well as handling play-by-play responsibilities for ESPN Regional and is the studio host for the Charlotte Bobcats Television Network.

Pete Yanity is in his seventh season as the Panthers sideline reporter. Yanity, Sports Director at WSPA-TV, a position he has held since 1990, is also in his fourth year as the "Voice of the Clemson Tigers". In 2004, he was named the South Carolina Sportscaster of the Year by the National Association of Sportswriters and Sportscasters. He also was named to the Wofford College Athletic Hall of Fame as an Honorary Letterman in 2002.



GREG BRANNON
Executive Producer



MIKE CRAFT
Senior Producer



STEPHEN HERBSTER
AVID Editor-Television

PANTHERS TELEVISION NETWORK

TWENTY PANTHERS HUDDLE SHOWS
SIX PANTHERS TEAM SHOWS
TWENTY GAME DAY HIGHLIGHT SHOWS-WBTV-TV CHARLOTTE*

STATION	AFFILIATE	CITY
WCCB	FOX	Charlotte, NC (flagship)
WCBD	NBC	Charleston, SC
WACH	FOX	Columbia, SC
WPDE	ABC	Florence/Myrtle Beach, SC
WWMB	UPN	Florence/Myrtle Beach, SC
WFXI	FOX	Greenville/New Bern, NC
WYDO	FOX	Greenville/New Bern, NC
WFMY	CBS	Greensboro/Winston-Salem/High Point, NC
WTVD	ABC	Raleigh/Durham/Fayetteville, NC
WSPA	CBS	Greenville/Spartanburg/Anderson, SC/Asheville, NC
WSFX	FOX	Wilmington, NC
WAPK	UPN	Johnson City/Kingsport, TN/Bristol, TN/VA
*WBTV	CBS	Charlotte, NC

PANTHERS TELEVISION NETWORK

PANTHERS HUDDLE WITH JOHN FOX SHOW

STATION	AFFILIATE	AIR DAY & TIME
WCCB	Charlotte, NC	Saturday/10:30pm (flagship)
WCBD	Charleston, SC	Saturday/7:00pm
WACH	Columbia, SC	Sunday/11:30am
WWMB	Florence/Myrtle Beach, SC	Sunday/11:30am
WFXI	Greenville/New Bern, NC	Sunday/11:30am
WYDO	Greenville/New Bern, NC	Sunday/11:30am
WFMY	Greensboro/Winston-Salem, NC	Saturday/11:35pm
WTVD	Raleigh/Durham, NC	Saturday/11:35pm
WSPA	Greenville/Spartanburg, SC	Saturday/12:00pm
WSFX	Wilmington, NC	Sunday/11:30am

2007 NFL SCHEDULE

All Times Local

FIRST WEEKEND

Thursday, September 6

New Orleans at Indianapolis 8:30 P.M.

Sunday, September 9

Denver at Buffalo 1:00 P.M.

Pittsburgh at Cleveland 1:00 P.M.

Philadelphia at Green Bay 12:00 P.M.

Kansas City at Houston 12:00 P.M.

Tennessee at Jacksonville 1:00 P.M.

Atlanta at Minnesota 12:00 P.M.

New England at N.Y. Jets 1:00 P.M.

Carolina at St. Louis 12:00 P.M.

Miami at Washington 1:00 P.M.

Detroit at Oakland 1:15 P.M.

Chicago at San Diego 1:15 P.M.

Tampa Bay at Seattle 1:15 P.M.

N.Y. Giants at Dallas 7:15 P.M.

Monday, September 10

Baltimore at Cincinnati 7:00 P.M.

Arizona at San Francisco 7:15 P.M.

SECOND WEEKEND

Sunday, September 16

Houston at Carolina 1:00 P.M.

Cincinnati at Cleveland 1:00 P.M.

Atlanta at Jacksonville 1:00 P.M.

Green Bay at N.Y. Giants 1:00 P.M.

Buffalo at Pittsburgh 1:00 P.M.

San Francisco at St. Louis 12:00 P.M.

New Orleans at Tampa Bay 1:00 P.M.

Indianapolis at Tennessee 12:00 P.M.

Seattle at Arizona 1:05 P.M.

Minnesota at Detroit 4:05 P.M.

Dallas at Miami 4:05 P.M.

N.Y. Jets at Baltimore 4:15 P.M.

Kansas City at Chicago 3:15 P.M.

Oakland at Denver 2:15 P.M.

San Diego at New England 8:15 P.M.

Monday, September 17

Washington at Philadelphia 8:30 P.M.

THIRD WEEKEND

Sunday, September 23

Arizona at Baltimore 1:00 P.M.

San Diego at Green Bay 12:00 P.M.

Indianapolis at Houston 12:00 P.M.

Minnesota at Kansas City 12:00 P.M.

Buffalo at New England 1:00 P.M.

Miami at N.Y. Jets 1:00 P.M.

Detroit at Philadelphia 1:00 P.M.

San Francisco at Pittsburgh 1:00 P.M.

St. Louis at Tampa Bay 1:00 P.M.

Jacksonville at Denver 2:05 P.M.

Cleveland at Oakland 1:05 P.M.

Cincinnati at Seattle 1:05 P.M.

Carolina at Atlanta 4:15 P.M.

N.Y. Giants at Washington 4:15 P.M.

Dallas at Chicago 7:15 P.M.

Monday, September 24

Tennessee at New Orleans 7:30 P.M.

FOURTH WEEKEND

Sunday, September 30

(Byes: Jacksonville, New Orleans, Tennessee, Washington)

Houston at Atlanta 1:00 P.M.

N.Y. Jets at Buffalo 1:00 P.M.

Baltimore at Cleveland 1:00 P.M.

St. Louis at Dallas 12:00 P.M.

Chicago at Detroit 1:00 P.M.

Oakland at Miami 1:00 P.M.

Green Bay at Minnesota 12:00 P.M.

Tampa Bay at Carolina 4:05 P.M.

Seattle at San Francisco 1:05 P.M.

Pittsburgh at Arizona 1:15 P.M.

Denver at Indianapolis 4:15 P.M.

Kansas City at San Diego 1:15 P.M.

Philadelphia at N.Y. Giants 8:15 P.M.

Monday, October 1

New England at Cincinnati 8:30 P.M.

FIFTH WEEKEND

Sunday, October 7

(Byes: Cincinnati, Minnesota, Oakland, Philadelphia)

Miami at Houston 12:00 P.M.

Jacksonville at Kansas City 12:00 P.M.

Cleveland at New England 1:00 P.M.

Carolina at New Orleans 12:00 P.M.

N.Y. Jets at N.Y. Giants 1:00 P.M.

Seattle at Pittsburgh 1:00 P.M.

Arizona at St. Louis 12:00 P.M.

Atlanta at Tennessee 12:00 P.M.

Detroit at Washington 1:00 P.M.

Tampa Bay at Indianapolis 4:05 P.M.

San Diego at Denver 2:15 P.M.

Baltimore at San Francisco 1:15 P.M.

Chicago at Green Bay 7:15 P.M.

Monday, October 8

Dallas at Buffalo 8:30 P.M.

SIXTH WEEKEND

Sunday, October 14

(Byes: Buffalo, Denver, Detroit, Indianapolis, Pittsburgh, San Francisco)

St. Louis at Baltimore 1:00 P.M.

Minnesota at Chicago 12:00 P.M.

Miami at Cleveland 1:00 P.M.

Washington at Green Bay 12:00 P.M.

Houston at Jacksonville 1:00 P.M.

Cincinnati at Kansas City 12:00 P.M.

Philadelphia at N.Y. Jets 1:00 P.M.

Tennessee at Tampa Bay 1:00 P.M.

Carolina at Arizona 1:05 P.M.

New England at Dallas 3:15 P.M.

Oakland at San Diego 1:15 P.M.

New Orleans at Seattle 5:15 P.M.

Monday, October 15

N.Y. Giants at Atlanta 8:30 P.M.

SEVENTH WEEKEND**Sunday, October 21**

(Byes: Carolina, Cleveland, Green Bay, San Diego)

Baltimore at Buffalo 1:00 P.M.

Minnesota at Dallas 12:00 P.M.

Tampa Bay at Detroit 1:00 P.M.

Tennessee at Houston 12:00 P.M.

New England at Miami 1:00 P.M.

San Francisco at N.Y. Giants 1:00 P.M.

Atlanta at New Orleans 12:00 P.M.

Arizona at Washington 1:00 P.M.

N.Y. Jets at Cincinnati 4:05 P.M.

Kansas City at Oakland 1:05 P.M.

Chicago at Philadelphia 4:15 P.M.

St. Louis at Seattle 1:15 P.M.

Pittsburgh at Denver 6:15 P.M.

Monday, October 22

Indianapolis at Jacksonville 8:30 P.M.

EIGHTH WEEKEND**Sunday, October 28**

(Byes: Arizona, Atlanta, Baltimore, Dallas, Kansas City, Seattle)

Indianapolis at Carolina 1:00 P.M.

Detroit at Chicago 12:00 P.M.

Pittsburgh at Cincinnati 1:00 P.M.

N.Y. Giants at Miami (London) 5:00 P.M.

Philadelphia at Minnesota 12:00 P.M.

Cleveland at St. Louis 12:00 P.M.

Oakland at Tennessee 12:00 P.M.

Buffalo at N.Y. Jets 4:05 P.M.

Houston at San Diego 1:05 P.M.

Jacksonville at Tampa Bay 4:05 P.M.

Washington at New England 4:15 P.M.

New Orleans at San Francisco 1:15 P.M.

Monday, October 29

Green Bay at Denver 6:30 P.M.

NINTH WEEKEND**Sunday, November 4**

(Byes: Chicago, Miami, N.Y. Giants, St. Louis)

San Francisco at Atlanta 1:00 P.M.

Cincinnati at Buffalo 1:00 P.M.

Denver at Detroit 1:00 P.M.

Green Bay at Kansas City 12:00 P.M.

San Diego at Minnesota 12:00 P.M.

Jacksonville at New Orleans 12:00 P.M.

Washington at N.Y. Jets 1:00 P.M.

Arizona at Tampa Bay 1:00 P.M.

Carolina at Tennessee 12:00 P.M.

Seattle at Cleveland 4:05 P.M.

New England at Indianapolis 4:15 P.M.

Houston at Oakland 1:15 P.M.

Dallas at Philadelphia 8:15 P.M.

Monday, November 5

Baltimore at Pittsburgh 8:30 P.M.

TENTH WEEKEND**Sunday, November 11**

(Byes: Houston, New England, N.Y. Jets, Tampa Bay)

Atlanta at Carolina 1:00 P.M.

Minnesota at Green Bay 12:00 P.M.

Denver at Kansas City 12:00 P.M.

Buffalo at Miami 1:00 P.M.

St. Louis at New Orleans 12:00 P.M.

Cleveland at Pittsburgh 1:00 P.M.

Jacksonville at Tennessee 12:00 P.M.

Philadelphia at Washington 1:00 P.M.

Cincinnati at Baltimore 4:05 P.M.

Detroit at Arizona 2:15 P.M.

Dallas at N.Y. Giants 4:15 P.M.

Chicago at Oakland 1:15 P.M.

Indianapolis at San Diego 5:15 P.M.

Monday, November 12

San Francisco at Seattle 5:30 P.M.

ELEVENTH WEEKEND**Sunday, November 18**

Tampa Bay at Atlanta 1:00 P.M.

Cleveland at Baltimore 1:00 P.M.

New England at Buffalo 1:00 P.M.

Arizona at Cincinnati 1:00 P.M.

Washington at Dallas 12:00 P.M.

Carolina at Green Bay 12:00 P.M.

New Orleans at Houston 12:00 P.M.

Kansas City at Indianapolis 1:00 P.M.

San Diego at Jacksonville 1:00 P.M.

Oakland at Minnesota 12:00 P.M.

Pittsburgh at N.Y. Jets 1:00 P.M.

Miami at Philadelphia 1:00 P.M.

N.Y. Giants at Detroit 4:15 P.M.

St. Louis at San Francisco 1:15 P.M.

Chicago at Seattle * 5:15 P.M.

Monday, November 19

Tennessee at Denver 6:30 P.M.

TWELFTH WEEKEND**Thursday, November 22**

Green Bay at Detroit 12:30 P.M.

N.Y. Jets at Dallas 3:15 P.M.

Indianapolis at Atlanta 8:15 P.M.

Sunday, November 25

New Orleans at Carolina 1:00 P.M.

Denver at Chicago 12:00 P.M.

Tennessee at Cincinnati 1:00 P.M.

Houston at Cleveland 1:00 P.M.

Buffalo at Jacksonville 1:00 P.M.

Oakland at Kansas City 12:00 P.M.

Minnesota at N.Y. Giants 1:00 P.M.

Seattle at St. Louis 12:00 P.M.

Washington at Tampa Bay 1:00 P.M.

San Francisco at Arizona 2:05 P.M.

Baltimore at San Diego 1:15 P.M.

Philadelphia at New England * 8:15 P.M.

Monday, November 26

Miami at Pittsburgh 8:30 P.M.

THIRTEENTH WEEKEND

Thursday, November 29

Green Bay at Dallas 7:15 P.M.

Sunday, December 2

San Francisco at Carolina 1:00 P.M.

Jacksonville at Indianapolis 1:00 P.M.

San Diego at Kansas City 12:00 P.M.

N.Y. Jets at Miami 1:00 P.M.

Detroit at Minnesota 12:00 P.M.

Tampa Bay at New Orleans 12:00 P.M.

Seattle at Philadelphia 1:00 P.M.

Atlanta at St. Louis 12:00 P.M.

Houston at Tennessee 12:00 P.M.

Buffalo at Washington 1:00 P.M.

Cleveland at Arizona 2:05 P.M.

Denver at Oakland 1:05 P.M.

N.Y. Giants at Chicago 3:15 P.M.

Cincinnati at Pittsburgh * 8:15 P.M.

Monday, December 3

New England at Baltimore 8:30 P.M.

FOURTEENTH WEEKEND

Thursday, December 6

Chicago at Washington 8:15 P.M.

Sunday, December 9

Miami at Buffalo 1:00 P.M.

St. Louis at Cincinnati 1:00 P.M.

Dallas at Detroit 1:00 P.M.

Oakland at Green Bay 12:00 P.M.

Tampa Bay at Houston 12:00 P.M.

Carolina at Jacksonville 1:00 P.M.

Pittsburgh at New England 1:00 P.M.

N.Y. Giants at Philadelphia 1:00 P.M.

San Diego at Tennessee 12:00 P.M.

Minnesota at San Francisco 1:05 P.M.

Arizona at Seattle 1:05 P.M.

Kansas City at Denver 2:15 P.M.

Cleveland at N.Y. Jets 4:15 P.M.

Indianapolis at Baltimore * 8:15 P.M.

Monday, December 10

New Orleans at Atlanta 8:30 P.M.

FIFTEENTH WEEKEND

Thursday, December 13

Denver at Houston 7:15 P.M.

Saturday, December 15

Cincinnati at San Francisco 5:15 P.M.

Sunday, December 16

Seattle at Carolina 1:00 P.M.

Buffalo at Cleveland 1:00 P.M.

Tennessee at Kansas City 12:00 P.M.

Baltimore at Miami 1:00 P.M.

N.Y. Jets at New England 1:00 P.M.

Arizona at New Orleans 12:00 P.M.

Jacksonville at Pittsburgh 1:00 P.M.

Green Bay at St. Louis 12:00 P.M.

Atlanta at Tampa Bay 1:00 P.M.

Indianapolis at Oakland 1:05 P.M.

Philadelphia at Dallas 3:15 P.M.

Detroit at San Diego 1:15 P.M.

Washington at N.Y. Giants * 8:15 P.M.

Monday, December 17

Chicago at Minnesota 7:30 P.M.

SIXTEENTH WEEKEND

Thursday, December 20

Pittsburgh at St. Louis 7:15 P.M.

Saturday, December 22

Dallas at Carolina 8:15 P.M.

Sunday, December 23

N.Y. Giants at Buffalo 1:00 P.M.

Green Bay at Chicago 12:00 P.M.

Cleveland at Cincinnati 1:00 P.M.

Kansas City at Detroit 1:00 P.M.

Houston at Indianapolis 1:00 P.M.

Oakland at Jacksonville 1:00 P.M.

Washington at Minnesota 12:00 P.M.

Miami at New England 1:00 P.M.

Philadelphia at New Orleans 12:00 P.M.

Atlanta at Arizona 2:05 P.M.

Baltimore at Seattle 1:15 P.M.

N.Y. Jets at Tennessee 3:15 P.M.

Tampa Bay at San Francisco * 5:15 P.M.

Monday, December 24

Denver at San Diego 5:00 P.M.

SEVENTEENTH WEEKEND

Saturday, December 29

New England at N.Y. Giants 8:15 P.M.

Sunday, December 30

Seattle at Atlanta 1:00 P.M.

Pittsburgh at Baltimore 1:00 P.M.

New Orleans at Chicago 12:00 P.M.

San Francisco at Cleveland 1:00 P.M.

Detroit at Green Bay 12:00 P.M.

Jacksonville at Houston 12:00 P.M.

Tennessee at Indianapolis 1:00 P.M.

Cincinnati at Miami 1:00 P.M.

Buffalo at Philadelphia 1:00 P.M.

Carolina at Tampa Bay 1:00 P.M.

Dallas at Washington 1:00 P.M.

St. Louis at Arizona 2:15 P.M.

Minnesota at Denver 2:15 P.M.

San Diego at Oakland 1:15 P.M.

Kansas City at N.Y. Jets * 8:15 P.M.

* Sunday night games in Weeks 11-17 subject to change

2007 NFC SCHEDULE

ARIZONA CARDINALS		DALLAS COWBOYS		NEW ORLEANS SAINTS		SAN FRANCISCO 49ERS	
9/10	at San Francisco (Mon.) 7:15 P.M.	9/9	N.Y. GIANTS 7:15 P.M.	9/6	at Indianapolis (Thu.) 8:30 P.M.	9/10	ARIZONA (Mon.) 7:15 P.M.
9/16	SEATTLE 1:00 P.M.	9/16	at Miami 4:05 P.M.	9/16	at Tampa Bay 1:00 P.M.	9/16	at St. Louis 12:00 P.M.
9/23	at Baltimore 1:00 P.M.	9/23	at Chicago 7:15 P.M.	9/24	TENNESSEE (Mon.) 7:30 P.M.	9/23	at Pittsburgh 1:00 P.M.
9/30	PITTSBURGH 1:15 P.M.	9/30	ST. LOUIS 12:00 P.M.	9/30	BYE	9/30	SEATTLE 1:05 P.M.
10/7	at St. Louis 12:00 P.M.	10/8	at Buffalo (Mon.) 8:30 P.M.	10/7	CAROLINA 12:00 P.M.	10/7	BALTIMORE 1:15 P.M.
10/14	CAROLINA 1:05 P.M.	10/14	NEW ENGLAND 3:15 P.M.	10/14	at Seattle 5:15 P.M.	10/14	BYE
10/21	at Washington 1:00 P.M.	10/21	MINNESOTA 12:00 P.M.	10/21	ATLANTA 12:00 P.M.	10/21	at N.Y. Giants 1:00 P.M.
10/28	BYE	10/28	BYE	10/28	at San Francisco 1:15 P.M.	10/28	NEW ORLEANS 1:15 P.M.
11/4	at Tampa Bay 1:00 P.M.	11/4	at Philadelphia 8:15 P.M.	11/4	JACKSONVILLE 12:00 P.M.	11/4	at Atlanta 1:00 P.M.
11/11	DETROIT 2:15 P.M.	11/11	at N.Y. Giants 4:15 P.M.	11/11	ST. LOUIS 12:00 P.M.	11/12	at Seattle (Mon.) 5:30 P.M.
11/18	at Cincinnati 1:00 P.M.	11/18	WASHINGTON 12:00 P.M.	11/18	at Houston 12:00 P.M.	11/18	ST. LOUIS 1:15 P.M.
11/25	SAN FRANCISCO 2:05 P.M.	11/22	N.Y. JETS (Thu.) 12:00 P.M.	11/25	at Carolina 1:00 P.M.	11/25	at Arizona 2:05 P.M.
12/2	CLEVELAND 2:05 P.M.	11/29	GREEN BAY (Thu.) 7:15 P.M.	12/2	TAMPA BAY 12:00 P.M.	12/2	at Carolina 1:00 P.M.
12/9	at Seattle 1:05 P.M.	12/9	at Detroit 1:00 P.M.	12/10	at Atlanta (Mon.) 8:30 P.M.	12/9	MINNESOTA 1:05 P.M.
12/16	at New Orleans 12:00 P.M.	12/16	PHILADELPHIA 3:15 P.M.	12/16	ARIZONA 12:00 P.M.	12/15	CINCINNATI (Sat.) 5:15 P.M.
12/23	ATLANTA 2:05 P.M.	12/22	at Carolina (Sat.) 8:15 P.M.	12/23	PHILADELPHIA 12:00 P.M.	12/23	TAMPA BAY 5:15 P.M.
12/30	ST. LOUIS 2:15 P.M.	12/30	at Washington 1:00 P.M.	12/30	at Chicago 12:00 P.M.	12/30	at Cleveland 1:00 P.M.
ATLANTA FALCONS		DETROIT LIONS		NEW YORK GIANTS		SEATTLE SEAHAWKS	
9/9	at Minnesota 12:00 P.M.	9/9	at Oakland 1:15 P.M.	9/9	at Dallas 7:15 P.M.	9/9	TAMPA BAY 1:15 P.M.
9/16	at Jacksonville 1:00 P.M.	9/16	MINNESOTA 4:05 P.M.	9/16	GREEN BAY 1:00 P.M.	9/16	at Arizona 1:05 P.M.
9/23	CAROLINA 4:15 P.M.	9/23	at Philadelphia 1:00 P.M.	9/23	at Washington 4:15 P.M.	9/23	CINCINNATI 1:05 P.M.
9/30	HOUSTON 1:00 P.M.	9/30	CHICAGO 1:00 P.M.	9/30	PHILADELPHIA 8:15 P.M.	9/30	at San Francisco 1:05 P.M.
10/7	at Tennessee 12:00 P.M.	10/7	at Washington 1:00 P.M.	10/7	N.Y. JETS 1:00 P.M.	10/7	at Pittsburgh 1:00 P.M.
10/15	N.Y. GIANTS (Mon.) 8:30 P.M.	10/14	BYE	10/15	at Atlanta (Mon.) 8:30 P.M.	10/14	NEW ORLEANS 5:15 P.M.
10/21	at New Orleans 12:00 P.M.	10/21	TAMPA BAY 1:00 P.M.	10/21	SAN FRANCISCO 1:00 P.M.	10/21	ST. LOUIS 1:15 P.M.
10/28	BYE	10/28	at Chicago 12:00 P.M.	10/28	at Miami (London) 5:00 P.M.	10/28	BYE
11/4	SAN FRANCISCO 1:00 P.M.	11/4	DENVER 1:00 P.M.	11/4	BYE	11/4	at Cleveland 4:05 P.M.
11/11	at Carolina 1:00 P.M.	11/11	at Arizona 2:15 P.M.	11/11	DALLAS 4:15 P.M.	11/12	SAN FRANCISCO (Mon.) 5:30 P.M.
11/18	TAMPA BAY 1:00 P.M.	11/18	N.Y. GIANTS 4:15 P.M.	11/18	at Detroit 4:15 P.M.	11/18	CHICAGO 5:15 P.M.
11/22	INDIANAPOLIS (Thu.) 8:15 P.M.	11/22	GREEN BAY (Thu.) 12:30 P.M.	11/22	MINNESOTA 1:00 P.M.	11/25	at St. Louis 12:00 P.M.
12/2	at St. Louis 12:00 P.M.	12/2	at Minnesota 12:00 P.M.	12/2	at Chicago 3:15 P.M.	12/2	at Philadelphia 1:00 P.M.
12/10	NEW ORLEANS (Mon.) 8:30 P.M.	12/9	DALLAS 1:00 P.M.	12/9	at Philadelphia 1:00 P.M.	12/9	ARIZONA 1:05 P.M.
12/16	at Tampa Bay 1:00 P.M.	12/16	at San Diego 1:15 P.M.	12/16	WASHINGTON 8:15 P.M.	12/16	at Carolina 1:00 P.M.
12/23	at Arizona 2:05 P.M.	12/23	KANSAS CITY 1:00 P.M.	12/23	at Buffalo 1:00 P.M.	12/23	BALTIMORE 1:15 P.M.
12/30	SEATTLE 1:00 P.M.	12/30	at Green Bay 12:00 P.M.	12/29	NEW ENGLAND (Sat.) 8:15 P.M.	12/30	at Atlanta 1:00 P.M.
CAROLINA PANTHERS		GREEN BAY PACKERS		PHILADELPHIA EAGLES		TAMPA BAY BUCCANEERS	
9/9	at St. Louis 12:00 P.M.	9/9	PHILADELPHIA 12:00 P.M.	9/9	at Green Bay 12:00 P.M.	9/9	at Seattle 1:15 P.M.
9/16	HOUSTON 1:00 P.M.	9/16	at N.Y. Giants 1:00 P.M.	9/17	WASHINGTON (Mon.) 8:30 P.M.	9/16	NEW ORLEANS 1:00 P.M.
9/23	at Atlanta 4:15 P.M.	9/23	SAN DIEGO 12:00 P.M.	9/23	DETROIT 1:00 P.M.	9/23	ST. LOUIS 1:00 P.M.
9/30	TAMPA BAY 4:05 P.M.	9/30	at Minnesota 12:00 P.M.	9/30	at N.Y. Giants 8:15 P.M.	9/30	at Carolina 4:05 P.M.
10/7	at New Orleans 12:00 P.M.	10/7	CHICAGO 7:15 P.M.	10/7	BYE	10/7	at Indianapolis 4:05 P.M.
10/14	at Arizona 1:05 P.M.	10/14	WASHINGTON 12:00 P.M.	10/14	at N.Y. Jets 1:00 P.M.	10/14	TENNESSEE 1:00 P.M.
10/21	BYE	10/21	BYE	10/21	CHICAGO 4:15 P.M.	10/21	at Detroit 1:00 P.M.
10/28	INDIANAPOLIS 1:00 P.M.	10/29	at Denver (Mon.) 6:30 P.M.	10/28	at Minnesota 12:00 P.M.	10/28	JACKSONVILLE 4:05 P.M.
11/4	at Tennessee 12:00 P.M.	11/4	at Kansas City 12:00 P.M.	11/4	DALLAS 8:15 P.M.	11/4	ARIZONA 1:00 P.M.
11/11	ATLANTA 1:00 P.M.	11/11	MINNESOTA 12:00 P.M.	11/11	at Washington 1:00 P.M.	11/11	BYE
11/18	at Green Bay 12:00 P.M.	11/18	CAROLINA 12:00 P.M.	11/18	MIAMI 1:00 P.M.	11/18	at Atlanta 1:00 P.M.
11/25	NEW ORLEANS 1:00 P.M.	11/22	at Detroit (Thu.) 12:30 P.M.	11/25	at New England 8:15 P.M.	11/25	WASHINGTON 1:00 P.M.
12/2	SAN FRANCISCO 1:00 P.M.	11/29	at Dallas (Thu.) 7:15 P.M.	12/2	SEATTLE 1:00 P.M.	12/2	at New Orleans 12:00 P.M.
12/9	at Jacksonville 1:00 P.M.	12/9	OAKLAND 12:00 P.M.	12/9	N.Y. GIANTS 1:00 P.M.	12/9	at Houston 12:00 P.M.
12/16	SEATTLE 1:00 P.M.	12/16	at St. Louis 12:00 P.M.	12/9	at Dallas 3:15 P.M.	12/16	ATLANTA 1:00 P.M.
12/22	DALLAS (Sat.) 8:15 P.M.	12/23	at Chicago 12:00 P.M.	12/23	at New Orleans 12:00 P.M.	12/23	at San Francisco 5:15 P.M.
12/30	at Tampa Bay 1:00 P.M.	12/30	DETROIT 12:00 P.M.	12/30	BUFFALO 1:00 P.M.	12/30	CAROLINA 1:00 P.M.
CHICAGO BEARS		MINNESOTA VIKINGS		ST. LOUIS RAMS		WASHINGTON REDSKINS	
9/9	at San Diego 1:15 P.M.	9/9	ATLANTA 12:00 P.M.	9/9	CAROLINA 12:00 P.M.	9/9	MIAMI 1:00 P.M.
9/16	KANSAS CITY 3:15 P.M.	9/16	at Detroit 4:05 P.M.	9/16	SAN FRANCISCO 12:00 P.M.	9/17	at Philadelphia (Mon.) 8:30 P.M.
9/23	DALLAS 7:15 P.M.	9/23	at Kansas City 12:00 P.M.	9/23	at Tampa Bay 1:00 P.M.	9/23	N.Y. GIANTS 4:15 P.M.
9/30	at Detroit 1:00 P.M.	9/30	GREEN BAY 12:00 P.M.	9/30	at Dallas 12:00 P.M.	9/30	BYE
10/7	at Green Bay 7:15 P.M.	10/7	BYE	10/7	ARIZONA 12:00 P.M.	10/7	DETROIT 1:00 P.M.
10/14	MINNESOTA 12:00 P.M.	10/14	at Chicago 12:00 P.M.	10/14	at Baltimore 1:00 P.M.	10/14	at Green Bay 12:00 P.M.
10/21	at Philadelphia 4:15 P.M.	10/21	at Dallas 12:00 P.M.	10/21	at Seattle 1:15 P.M.	10/21	ARIZONA 1:00 P.M.
10/28	DETROIT 12:00 P.M.	10/28	PHILADELPHIA 12:00 P.M.	10/28	CLEVELAND 12:00 P.M.	10/28	at New England 4:15 P.M.
11/4	BYE	11/4	SAN DIEGO 12:00 P.M.	11/4	BYE	11/4	at N.Y. Jets 1:00 P.M.
11/11	at Oakland 1:15 P.M.	11/11	at Green Bay 12:00 P.M.	11/11	at New Orleans 12:00 P.M.	11/11	PHILADELPHIA 1:00 P.M.
11/18	at Seattle 5:15 P.M.	11/18	OAKLAND 12:00 P.M.	11/18	at San Francisco 1:15 P.M.	11/18	at Dallas 12:00 P.M.
11/25	DENVER 12:00 P.M.	11/25	at N.Y. Giants 1:00 P.M.	11/25	SEATTLE 12:00 P.M.	11/25	at Tampa Bay 1:00 P.M.
12/2	N.Y. GIANTS 3:15 P.M.	12/2	DETROIT 12:00 P.M.	12/2	ATLANTA 12:00 P.M.	12/2	BUFFALO 1:00 P.M.
12/6	at Washington (Thu.) 8:15 P.M.	12/9	at San Francisco 1:05 P.M.	12/9	at Cincinnati 1:00 P.M.	12/6	CHICAGO (Thu.) 8:15 P.M.
12/17	at Minnesota (Mon.) 7:30 P.M.	12/17	CHICAGO (Mon.) 7:30 P.M.	12/16	GREEN BAY 12:00 P.M.	12/16	at N.Y. Giants 8:15 P.M.
12/23	GREEN BAY 12:00 P.M.	12/23	WASHINGTON 12:00 P.M.	12/20	PITTSBURGH (Thu.) 7:15 P.M.	12/23	at Minnesota 12:00 P.M.
12/30	NEW ORLEANS 12:00 P.M.	12/30	at Denver 2:15 P.M.	12/30	at Arizona 2:15 P.M.	12/30	DALLAS 1:00 P.M.

2007 AFC SCHEDULE

BALTIMORE RAVENS		DENVER BRONCOS		KANSAS CITY CHIEFS		OAKLAND RAIDERS	
9/10	at Cincinnati (Mon.) 7:00 P.M.	9/9	at Buffalo 1:00 P.M.	9/9	at Houston 12:00 P.M.	9/9	DETROIT 1:15 P.M.
9/16	N.Y. JETS 4:15 P.M.	9/16	OAKLAND 2:15 P.M.	9/16	at Chicago 3:15 P.M.	9/16	at Denver 2:15 P.M.
9/23	ARIZONA 1:00 P.M.	9/23	JACKSONVILLE 2:05 P.M.	9/23	MINNESOTA 12:00 P.M.	9/23	CLEVELAND 1:05 P.M.
9/30	at Cleveland 1:00 P.M.	9/30	at Indianapolis 4:15 P.M.	9/30	at San Diego 1:15 P.M.	9/30	at Miami 1:00 P.M.
10/7	at San Francisco 1:15 P.M.	10/7	SAN DIEGO 2:15 P.M.	10/7	JACKSONVILLE 12:00 P.M.	10/7	BYE
10/14	ST. LOUIS 1:00 P.M.	10/14	BYE	10/14	CINCINNATI 12:00 P.M.	10/14	at San Diego 1:15 P.M.
10/21	at Buffalo 1:00 P.M.	10/21	PITTSBURGH 8:15 P.M.	10/21	at Oakland 1:05 P.M.	10/21	KANSAS CITY 1:05 P.M.
10/28	BYE	10/29	GREEN BAY (Mon.) 6:30 P.M.	10/28	BYE	10/28	at Tennessee 12:00 P.M.
11/5	at Pittsburgh (Mon.) 8:30 P.M.	11/4	at Detroit 1:00 P.M.	11/4	GREEN BAY 12:00 P.M.	11/4	HOUSTON 1:15 P.M.
11/11	CINCINNATI 4:05 P.M.	11/11	at Kansas City 12:00 P.M.	11/11	DENVER 12:00 P.M.	11/11	CHICAGO 1:15 P.M.
11/18	CLEVELAND 1:00 P.M.	11/19	TENNESSEE (Mon.) 6:30 P.M.	11/18	at Indianapolis 1:00 P.M.	11/18	at Minnesota 12:00 P.M.
11/25	at San Diego 1:15 P.M.	11/25	at Chicago 12:00 P.M.	11/25	OAKLAND 12:00 P.M.	11/25	at Kansas City 12:00 P.M.
12/3	NEW ENGLAND (Mon.) 8:30 P.M.	12/2	at Oakland 1:05 P.M.	12/2	SAN DIEGO 12:00 P.M.	12/2	DENVER 1:05 P.M.
12/9	INDIANAPOLIS 8:15 P.M.	12/9	KANSAS CITY 2:15 P.M.	12/9	at Denver 2:15 P.M.	12/9	at Green Bay 12:00 P.M.
12/16	at Miami 1:00 P.M.	12/13	at Houston (Thu.) 7:15 P.M.	12/16	TENNESSEE 12:00 P.M.	12/16	INDIANAPOLIS 1:05 P.M.
12/23	at Seattle 1:15 P.M.	12/24	at San Diego (Mon.) 5:00 P.M.	12/23	at Detroit 1:00 P.M.	12/23	at Jacksonville 1:00 P.M.
12/30	PITTSBURGH 1:00 P.M.	12/30	MINNESOTA 2:15 P.M.	12/30	at N.Y. Jets 8:15 P.M.	12/30	SAN DIEGO 1:15 P.M.
BUFFALO BILLS		HOUSTON TEXANS		MIAMI DOLPHINS		PITTSBURGH STEELERS	
9/9	DENVER 1:00 P.M.	9/9	KANSAS CITY 12:00 P.M.	9/9	at Washington 1:00 P.M.	9/9	at Cleveland 1:00 P.M.
9/16	at Pittsburgh 1:00 P.M.	9/16	at Carolina 1:00 P.M.	9/16	DALLAS 4:05 P.M.	9/16	BUFFALO 1:00 P.M.
9/23	at New England 1:00 P.M.	9/23	INDIANAPOLIS 12:00 P.M.	9/23	at N.Y. Jets 1:00 P.M.	9/23	SAN FRANCISCO 1:00 P.M.
9/30	N.Y. JETS 1:00 P.M.	9/30	at Atlanta 1:00 P.M.	9/30	OAKLAND 1:00 P.M.	9/30	at Arizona 1:15 P.M.
10/8	DALLAS (Mon.) 8:30 P.M.	10/7	MIAMI 12:00 P.M.	10/7	at Houston 12:00 P.M.	10/7	SEATTLE 1:00 P.M.
10/14	BYE	10/14	at Jacksonville 1:00 P.M.	10/14	at Cleveland 1:00 P.M.	10/14	BYE
10/21	BALTIMORE 1:00 P.M.	10/21	TENNESSEE 12:00 P.M.	10/21	NEW ENGLAND 1:00 P.M.	10/21	at Denver 6:15 P.M.
10/28	at N.Y. Jets 4:05 P.M.	10/28	at San Diego 1:05 P.M.	10/28	N.Y. GIANTS (London) 5:00 P.M.	10/28	at Cincinnati 1:00 P.M.
11/4	CINCINNATI 1:00 P.M.	11/4	at Oakland 1:15 P.M.	11/4	BYE	11/5	BALTIMORE (Mon.) 8:30 P.M.
11/11	at Miami 1:00 P.M.	11/11	BYE	11/11	BUFFALO 1:00 P.M.	11/11	CLEVELAND 1:00 P.M.
11/18	NEW ENGLAND 1:00 P.M.	11/18	NEW ORLEANS 12:00 P.M.	11/18	at Philadelphia 1:00 P.M.	11/18	at N.Y. Jets 1:00 P.M.
11/25	at Jacksonville 1:00 P.M.	11/25	at Cleveland 1:00 P.M.	11/26	at Pittsburgh (Mon.) 8:30 P.M.	11/26	MIAMI (Mon.) 8:30 P.M.
12/2	at Washington 1:00 P.M.	12/2	at Tennessee 12:00 P.M.	12/2	N.Y. JETS 1:00 P.M.	12/2	CINCINNATI 8:15 P.M.
12/9	MIAMI 1:00 P.M.	12/9	TAMPA BAY 12:00 P.M.	12/9	at Buffalo 1:00 P.M.	12/9	at New England 1:00 P.M.
12/16	at Cleveland 1:00 P.M.	12/13	DENVER (Thu.) 7:15 P.M.	12/16	BALTIMORE 1:00 P.M.	12/16	JACKSONVILLE 1:00 P.M.
12/23	N.Y. GIANTS 1:00 P.M.	12/23	at Indianapolis 1:00 P.M.	12/23	at New England 1:00 P.M.	12/20	at St. Louis (Thu.) 7:15 P.M.
12/30	at Philadelphia 1:00 P.M.	12/30	JACKSONVILLE 12:00 P.M.	12/30	CINCINNATI 1:00 P.M.	12/30	at Baltimore 1:00 P.M.
CINCINNATI BENGALS		INDIANAPOLIS COLTS		NEW ENGLAND PATRIOTS		SAN DIEGO CHARGERS	
9/10	BALTIMORE (Mon.) 7:00 P.M.	9/6	NEW ORLEANS (Thu.) 8:30 P.M.	9/9	at N.Y. Jets 1:00 P.M.	9/9	CHICAGO 1:15 P.M.
9/16	at Cleveland 1:00 P.M.	9/16	at Tennessee 12:00 P.M.	9/16	SAN DIEGO 8:15 P.M.	9/16	at New England 8:15 P.M.
9/23	at Seattle 1:05 P.M.	9/23	at Houston 12:00 P.M.	9/23	BUFFALO 1:00 P.M.	9/23	at Green Bay 12:00 P.M.
10/1	NEW ENGLAND (Mon.) 8:30 P.M.	9/30	DENVER 4:15 P.M.	10/1	at Cincinnati (Mon.) 8:30 P.M.	9/30	KANSAS CITY 1:15 P.M.
10/7	BYE	10/7	TAMPA BAY 4:05 P.M.	10/7	CLEVELAND 1:00 P.M.	10/7	at Denver 2:15 P.M.
10/14	at Kansas City 12:00 P.M.	10/14	BYE	10/14	at Dallas 3:15 P.M.	10/14	OAKLAND 1:15 P.M.
10/21	N.Y. JETS 4:05 P.M.	10/22	at Jacksonville (Mon.) 8:30 P.M.	10/21	at Miami 1:00 P.M.	10/21	BYE
10/28	PITTSBURGH 1:00 P.M.	10/28	at Carolina 1:00 P.M.	10/28	WASHINGTON 4:15 P.M.	10/28	HOUSTON 1:05 P.M.
11/4	at Buffalo 1:00 P.M.	11/4	NEW ENGLAND 4:15 P.M.	11/4	at Indianapolis 4:15 P.M.	11/4	at Minnesota 12:00 P.M.
11/11	at Baltimore 4:05 P.M.	11/11	at San Diego 5:15 P.M.	11/11	BYE	11/11	INDIANAPOLIS 5:15 P.M.
11/18	ARIZONA 1:00 P.M.	11/18	KANSAS CITY 1:00 P.M.	11/18	at Buffalo 1:00 P.M.	11/18	at Jacksonville 1:00 P.M.
11/25	TENNESSEE 1:00 P.M.	11/22	at Atlanta (Thu.) 8:15 P.M.	11/25	PHILADELPHIA 8:15 P.M.	11/25	BALTIMORE 1:15 P.M.
12/2	at Pittsburgh 8:15 P.M.	12/2	JACKSONVILLE 1:00 P.M.	12/3	at Baltimore (Mon.) 8:30 P.M.	12/2	at Kansas City 12:00 P.M.
12/9	ST. LOUIS 1:00 P.M.	12/9	at Baltimore 8:15 P.M.	12/9	PITTSBURGH 1:00 P.M.	12/9	at Tennessee 12:00 P.M.
12/15	at San Francisco (Sat.) 5:15 P.M.	12/16	at Oakland 1:05 P.M.	12/9	N.Y. JETS 1:00 P.M.	12/16	DETROIT 1:15 P.M.
12/23	CLEVELAND 1:00 P.M.	12/23	HOUSTON 1:00 P.M.	12/23	MIAMI 1:00 P.M.	12/24	DENVER (Mon.) 5:00 P.M.
12/30	at Miami 1:00 P.M.	12/30	TENNESSEE 1:00 P.M.	12/29	at N.Y. Giants (Sat.) 8:15 P.M.	12/30	at Oakland 1:15 P.M.
CLEVELAND BROWNS		JACKSONVILLE JAGUARS		NEW YORK JETS		TENNESSEE TITANS	
9/9	PITTSBURGH 1:00 P.M.	9/9	TENNESSEE 1:00 P.M.	9/9	NEW ENGLAND 1:00 P.M.	9/9	at Jacksonville 1:00 P.M.
9/16	CINCINNATI 1:00 P.M.	9/16	ATLANTA 1:00 P.M.	9/16	at Baltimore 4:15 P.M.	9/16	INDIANAPOLIS 12:00 P.M.
9/23	at Oakland 1:05 P.M.	9/23	at Denver 2:05 P.M.	9/23	MIAMI 1:00 P.M.	9/24	at New Orleans (Mon.) 7:30 P.M.
9/30	BALTIMORE 1:00 P.M.	9/30	BYE	9/30	at Buffalo 1:00 P.M.	9/30	BYE
10/7	at New England 1:00 P.M.	10/7	at Kansas City 12:00 P.M.	10/7	at N.Y. Giants 1:00 P.M.	10/7	ATLANTA 12:00 P.M.
10/14	MIAMI 1:00 P.M.	10/14	HOUSTON 1:00 P.M.	10/14	PHILADELPHIA 1:00 P.M.	10/14	at Tampa Bay 1:00 P.M.
10/21	BYE	10/22	INDIANAPOLIS (Mon.) 8:30 P.M.	10/21	at Cincinnati 4:05 P.M.	10/21	at Houston 12:00 P.M.
10/28	at St. Louis 12:00 P.M.	10/28	at Tampa Bay 4:05 P.M.	10/28	BUFFALO 4:05 P.M.	10/28	OAKLAND 12:00 P.M.
11/4	SEATTLE 4:05 P.M.	11/4	at New Orleans 12:00 P.M.	11/4	WASHINGTON 1:00 P.M.	11/4	CAROLINA 12:00 P.M.
11/11	at Pittsburgh 1:00 P.M.	11/11	at Tennessee 12:00 P.M.	11/11	BYE	11/11	JACKSONVILLE 12:00 P.M.
11/18	at Baltimore 1:00 P.M.	11/18	SAN DIEGO 1:00 P.M.	11/18	PITTSBURGH 1:00 P.M.	11/19	at Denver (Mon.) 6:30 P.M.
11/25	HOUSTON 1:00 P.M.	11/25	BUFFALO 1:00 P.M.	11/22	at Dallas (Thu.) 3:15 P.M.	11/25	at Cincinnati 1:50 P.M.
12/2	at Arizona 2:05 P.M.	12/2	at Indianapolis 1:00 P.M.	12/2	at Miami 1:00 P.M.	12/2	HOUSTON 12:00 P.M.
12/9	at N.Y. Jets 4:15 P.M.	12/9	CAROLINA 1:00 P.M.	12/9	CLEVELAND 4:15 P.M.	12/9	SAN DIEGO 12:00 P.M.
12/16	BUFFALO 1:00 P.M.	12/16	at Pittsburgh 1:00 P.M.	12/16	at New England 1:00 P.M.	12/16	at Kansas City 12:00 P.M.
12/23	at Cincinnati 1:00 P.M.	12/23	OAKLAND 1:00 P.M.	12/23	at Tennessee 3:15 P.M.	12/23	N.Y. JETS 3:15 P.M.
12/30	SAN FRANCISCO 1:00 P.M.	12/30	at Houston 12:00 P.M.	12/30	KANSAS CITY 8:15 P.M.	12/30	at Indianapolis 1:00 P.M.

MEDIA INFORMATION

CREDENTIALS: Media who have not received credentials for the season may request them on a game-by-game basis. Credential requests must be submitted in writing on letterhead to Steven Drummond, Media Relations Assistant, via fax at (704) 358-7615, or by mail to: Carolina Panthers, Bank of America Stadium, 800 South Mint Street, Charlotte, NC, 28202. Requests should be received no later than the Tuesday prior to the game. Reserved credentials will be available at Press Check-In at the Southwest corner of the stadium.

PHOTOGRAPHERS: Photographers with accredited media outlets on an immediate deadline may request credentials on a game-by-game basis from the Panthers Communications Department. Credentials **WILL NOT** be issued to freelance photographers unless granted special approval by the Panthers.

PRESS BOX: All media should enter through press gate adjacent to Press Will Call at the Southwest corner of the stadium. Turn right after entering and proceed down hallway to press box elevator. Take elevator to Club Level Two (level four) and exit elevator to the right.

LOCKER ROOMS: Both locker rooms are located on the ground level of Bank of America Stadium. From press box, take the elevator to field level and exit left through double doors and proceed right down tunnel. Take first left along main service tunnel and proceed to visiting locker room A on left. For Panthers locker room, continue down service tunnel and enter through designated entrance on left marked "Panthers Meeting Rooms."

POSTGAME INTERVIEWS: The Carolina Panthers and the National Football League ask for cooperation by not interviewing players on the field after the game. Both teams and their head coaches are available for interviews 12 minutes after the conclusion of the game in each locker room and in each team's designated postgame interview area. Your cooperation is greatly appreciated.

PARKING: Parking at Bank of America Stadium is extremely limited. Media are encouraged to stay in Uptown Charlotte hotels since they are within walking distance of the stadium. Please direct all parking requests to Bruce Speight, Communications Assistant at (704) 358-7000.

TELEPHONES: Media who wish to have their own press box telephones should direct their requests to Judy Clark with BellSouth at (704) 733-1317.

CHARLOTTE AIRPORT TO STADIUM / TEAM OFFICES:

Follow signs for airport exit and exit straight (Josh Birmingham Parkway). Follow 1.5 miles to Billy Graham Parkway North. Proceed on 1.2 miles on Billy Graham Parkway to I-85 North (you will exit from right lane). Follow I-85N 2.9 miles to exit 36, Brookshire Blvd. (Route 16 South). Continue on Brookshire Blvd. 2 miles to I-77 South. Follow I-77 South to exit 10A, Morehead St. exit. At end of exit ramp, take a left onto Morehead St. Continue on Morehead 1/4 mile, and the stadium will be on the left. Entrance to team offices on stadium side opposite downtown.

CAROLINA PANTHERS

Bank of America Stadium
800 South Mint Street
Charlotte, NC 28202
(704) 358-7000
fax (704) 358-7615





CHRYSLER ASPEN.
OFFICIAL VEHICLE OF THE CAROLINA PANTHERS.

CHRYSLER



ENGINEERED BEAUTIFULLY

CAROLINA



PANTHERS

Give Panthers players your autograph for a change.




2007
MEDIA GUIDE

CAROLINA PANTHERS

29th franchise of the
national football league




OFFICIAL BANK OF THE CAROLINA PANTHERS

 **ROBERT W. ANDREWS**
123 YOUR STREET
ANYWHERE, U.S.A. 12345

Date _____ 101
00-00/000

PAY to the order of _____ \$ _____

Bank of America Dollars  Security Features are included. Check all bank.

For _____ MP

⑆000000000⑆ 1 23 4 56 7 ⑆ 0 1 0 1

Offered exclusively from your
Carolina Panthers and Bank of America.
To order, visit a Bank of America banking
center or bankofamerica.com/checks.

Bank of America



Official Bank of the Carolina Panthers



Bank of America; N.A. Member FDIC. © 2007 Bank of America Corporation