

**70th SEASON**



**CHICAGO BEARS**

**1989 MEDIA GUIDE**

# Bears Fans Reach For The Best.





More publications available at:

[www.retroseasons.com/library/](http://www.retroseasons.com/library/)

# THE FRITO-LAY UNSUNG HERO AWARD



FRITO-LAY's®  
RUFFLES®  
O'GRADY's® and  
DELTA GOLD® are  
trademarks of  
Frito-Lay, Inc.® 1988



*Challenge*  
for Children



John Wojciechowski  
1988 Frito-Lay Unsung  
Hero of the Year

## WHO WILL BE THE 1989 FRITO-LAY UNSUNG HERO OF THE YEAR?

Frito-Lay, Inc. and the Chicago Bears are teaming up for a better Chicago through the Frito-Lay Unsung Hero of the Week/Year Awards program.

Frito-Lay will donate \$100 per point scored by the Bears to Children's Memorial Hospital in the name of the 1989 Frito-Lay Unsung Hero of the Week. An additional 10% of the year's total will be donated in the name of the 1989 Frito-Lay Unsung Hero of the Year, who will follow Dennis Gentry (1985), Kurt Becker (1986), Ron Rivera (1987) and Al Harris/John Wojciechowski (1988) as Frito-Lay Unsung Heroes.

Since 1985, total Frito-Lay Unsung Hero donations have exceeded \$200,000.



## TABLE OF CONTENTS

### STAFF

Club Directory .....	3
Front Office .....	4-13
Head Coach .....	14-15
Assistant Coaches .....	16-22

### PLAYERS

Veterans .....	23-84
Durability Chart .....	67
Draft Choices .....	85-99
Free Agents .....	100-103
Roster .....	106-107
Bear Honor Roll .....	176-184

### 1988

Statistics .....	108-109
Game-by-Game .....	110-118
Records Set in '88 .....	122

### RECORDS & HONORS

Soldier Field Records .....	123
Bear Records .....	124-153
Pro Bowl .....	193

### HISTORY

Pre-Season Results .....	119
Historical Highlights .....	154-156
George S. Halas .....	157
"Mugs" Halas .....	158
Walter Payton .....	158-159
Hall of Famers .....	160-161
Playoff Games .....	162-169
Bears vs. NFL .....	170-175
Bears All-Time Results .....	186-191

### DRAFT

1989 Selections .....	85-99
Recent Bear Drafts .....	104
Past First Round Picks .....	105

### MEDIA INFORMATION

Opponent Information .....	194-195
Radio .....	197
Credentials .....	200
Phone Numbers .....	200
Important Dates .....	Inside Back

### MISCELLANEOUS

What to Look for in '89 .....	120
All-Time Coaching Records .....	185
Soldier Field .....	192
Halas Hall .....	192
Milestones Within Reach in 1989 .....	196
NFL Schedule .....	198-199
1989 Schedule .....	Inside Back



**HEADQUARTERS**  
 Halas Hall  
 250 N. Washington Rd.  
 Lake Forest, IL 60045  
 Telephone: (312) 295-6600

**TICKET OFFICE**  
 55 E. Jackson Blvd.  
 Chicago, IL 60604  
 Box Office: (312) 663-5100

**OFFICERS**

Chairman of the Board ..... Edward W. McCaskey  
 President and Chief Executive Officer ..... Michael B. McCaskey  
 Vice President ..... Timothy E. McCaskey  
 Secretary ..... Virginia H. McCaskey  
 Treasurer ..... Ted Phillips

**COACHING STAFF**

Head Coach ..... Mike Ditka  
 Research & Quality Control ..... Jim Dooley  
 Asst. to the Head Coach ..... Ed Hughes  
 Special Teams / Tight Ends ..... Steve Kazor  
 Offensive Coordinator ..... Greg Landry  
 Defensive Backs ..... Jim LaRue  
 Defensive Line ..... John Levrá  
 Linebackers ..... Dave McGinnis  
 Running Backs ..... Johnny Roland  
 Offensive Line ..... Dick Stanfel  
 Defensive Coordinator ..... Vince Tobin  
 Secretary ..... Mary Albright

**PLAYER PERSONNEL**

V.P., Player Personnel ..... Bill Tobin  
 Asst. Dir. Player Personnel ..... Rod Graves  
 Regional Scout ..... Jim Parmer  
 Regional Scout ..... Don King  
 Regional Scout ..... Charlie Mackey  
 Pro Scout ..... Ken Geiger  
 Bears-Blesto Scout ..... Jeff Shiver  
 Secretary ..... Sharon Harrison

**ADMINISTRATION**

Director of Administration ..... Tim LeFevour  
 Director of  
 Community Involvement ..... Patrick McCaskey  
 Director of Information Services ..... Greg Gershuny  
 Skybox Manager ..... Caroline Guip  
 Stadium Assistant ..... Tom Dolougherty  
 Superintendent-Halas Hall ..... R.L. McMurrin  
 Groundskeeper ..... Ken Mrock  
 Administrative Assistant ..... Eileen Semrow  
 Receptionist ..... Louise Johnson  
 Computer Assistant ..... Colette Guip  
 Secretary ..... Stephanie VanArsdale

**FINANCE**

Director of Finance ..... Ted Phillips  
 Accounting Supervisor ..... Joan Zmrhal  
 Purchasing Agent ..... Max Swiatek  
 Asst. Bookkeeper ..... Paula Piepho  
 Secretary ..... Sherrie Geisler

**MARKETING AND PUBLIC RELATIONS**

Director of Marketing  
 and Communications ..... Ken Valdiserri  
 Director of Public Relations ..... Bryan Harlan  
 Asst. Director, Public Relations ..... John Bostrom  
 Secretary ..... Barbara Allen  
 Secretary ..... Denise Goff  
 Public Relations Intern ..... Doug Green

**TICKETS**

Ticket Manager ..... Gary Christenson  
 Ticket Assistant ..... Betty Swanson  
 Ticket Clerks ..... Jean Jensen  
 Liz Smith

**TRAINING AND CONDITIONING**

Trainer ..... Fred Caito  
 Assistant Trainer ..... Brian McCaskey  
 Strength Coordinator ..... Clyde Emrich

**MEDICAL**

Consulting Physician ..... Clarence Fossier  
 Internist ..... Jay Munsell

**FILM / VIDEO**

Dir. of Video & Photo Services ..... Mitch Friedman  
 Assistant ..... Dean Pope  
 Sideline Photography ..... Bill Smith

**EQUIPMENT**

Equipment Manager ..... Gary Haeger  
 Assistant, Equip. Mgr. ..... Tony Medlin

**CONSULTANT**

Bill McGrane  
 1905 E. Carpenter Lake Ln.  
 Eagle River, WI 54521



## MANAGEMENT



### EDWARD W. McCASKEY Chairman of the Board

A man whose name is synonymous with the Chicago Bears, Ed McCaskey was named the second Chairman of the Board in the club's 69 year history on November 11, 1983. He succeeded team founder George S. Halas in that role. Prior to his current position, McCaskey served 17 years as the team's vice-president and treasurer.

Ed McCaskey has been an executive with the Bears since 1967 and among his many duties, has been responsible for spearheading the club's civic activities. This past off-season, it was time for Ed McCaskey to take a bow, as hundreds of

friends nationwide gathered in Chicago to celebrate the Bears' senior executive's 70th birthday. McCaskey also had a pair of honors bestowed upon him following the 1987 season when his service to the Brian Piccolo Cancer Research fund and the U.S. Army were duly recognized.

McCaskey has been the guiding force behind the Piccolo Fund since its inception in 1970 as a charter member of the board of directors. The Piccolo Golf Committee has generated almost \$1.9 million to the Sloan Kettering Cancer Center in New York as well as other charities as a memorial to former Bears running back Brian Piccolo.

In addition, McCaskey was recognized by the U.S. Army as he received a Bronze Star Medal and Combat Infantry Badge acknowledging his satisfactory performance of duty while assigned as an infantry officer in active ground combat for the 80th infantry division in 1944.

An entertaining speaker along with his warm and outgoing personality have made McCaskey a natural for community involvement programs. He served on the board of trustees of Rosary College, as trustee of the Piccolo Children's Fund, the Illinois Chapter of the National Hemophilia Foundation, the Chicago Association for Retarded Citizens, and the Charlie Conacher Research Fund at the Toronto General Hospital. He was also on the Board of Directors of the Michigan Avenue National Bank, NFL Films and the Central States Institute of Addiction before stepping down from those duties in 1987.

McCaskey was a close friend of the late Brian Piccolo and worked closely with Screen Gems in production of the movie "Brian's Song" and the NFL owners on the Piccolo Golf Tournament Committee.

McCaskey was in the music publishing business in New York and was associated with the late Jimmy Dorsey following his stint with the U.S. Army in WW II. McCaskey served with the 80th infantry in France - enlisting as a private and leaving the Army with Captain's rank.

Since coming to Chicago in 1949, he has been merchandising manager for the National Retail Tea and Coffee Association, executive vice president of Merchandise Services, Inc., and account executive for E.F. McDonald Co., and vice-president/treasurer for the Bears.

Born April 27, 1919 in Philadelphia, McCaskey sang with dance bands before enrolling at the University of Pennsylvania in 1940. He was a football tackle at Lancaster (PA) Catholic High prior to graduation in 1937. He continued a singing career during his collegiate days and was elected class president at Penn.

McCaskey and his wife Virginia have 11 children, 17 grandchildren, and reside in Des Plaines.



## MANAGEMENT

### MICHAEL B. McCASKEY President and Chief Executive Officer



The demands NFL teams face heading into the 1990's will require innovative leaders and people with diverse educational and professional backgrounds. Chicago Bears' President and Chief Executive Officer Michael McCaskey is highly qualified for that challenge.

McCaskey's record features strong performance in football operations and shrewd fiscal planning. Since being named the third president in club history on November 11, 1983, McCaskey has guided a franchise that has won five straight NFC Central division titles. During that span the Bears won 63 games - the most wins in any five-year period in NFL history. The team has played in the NFC Championship game three times since 1984 and captured the nation's attention in 1985 by posting an 18-1 record and winning Super Bowl XX. McCaskey received the highest honor bestowed on a football executive following the 1985 season when *The Sporting News* named him "NFL Executive of the Year."

McCaskey has been aggressive in combating the increasing financial burdens that NFL teams face. With an eye toward establishing the need for a new stadium in the Chicago area, McCaskey built 54 new skyboxes on the southern rim of Soldier Field. All the skyboxes were licensed within a very short time. This past off-season, McCaskey created a full-time marketing department to increase revenues and capitalize on the team's success on the field.

Michael McCaskey's active leadership is focused on two main goals: winning the Super Bowl and building a new home for the Bears.

McCaskey grew up in a "football family." His grandfather, George S. Halas, founded modern pro football and the Chicago Bears in 1920. Michael's uncle, the late George S. Halas, Jr., preceded him as president. As one of 11 children, Michael McCaskey spent fall weekends at Wrigley Field watching the Bears, while summers were spent in rural Indiana at the club's training camp as a ball boy. McCaskey's interest in the game flourished as he enjoyed a playing career at Notre Dame High School in Niles and at Yale University, where he was a two-year letterman at wide receiver.

Following graduation in 1965, he served a two-year stint in Ethiopia while teaching with the Peace Corps.

McCaskey then earned a doctorate in business at Case Western Reserve University before teaching at UCLA and the Harvard Business School. He also started a consulting company with his wife, Nancy, and authored a book, "The Executive Challenge: Managing Change and Ambiguity" before joining the Bears.

The McCaskeys have two children, John Piersol (6/5/84) and Kathryn Cahill (5/11/89), and reside in Winnetka, IL.

#### Chicago Bears Presidents

George S. Halas	1920-62; 1979-83
George S. "Mugs" Halas, Jr.	1963-79
Michael B. McCaskey	1983-



## MANAGEMENT



### BILL TOBIN

Vice President of Player Personnel

The NFL draft procedure isn't set up for the rich to get richer, but the Chicago Bears are proving otherwise due to the expertise of Bill Tobin, the team's highly respected Vice-President of Player Personnel.

Tobin has played a large part in the Bears consistent success - five straight division titles and a NFL record 63 wins in the span. He has produced strong drafts despite the club's impressive win-loss record and subsequent low drafting positions.

The Bears entered the 1989 collegiate draft with a league-high 20 draft choices including two picks in the first round and six in the top 100 selections. Last year Tobin and his staff produced

nine draft choices that made the squad, with six of them starting at least one game. Despite his attempts to maintain a low profile and go about his duties "business as usual," Tobin's results have been anything but usual.

Each of the Bears 15 first-round draft choices since 1979 are still in the NFL, with 11 currently on the Bears' roster. Two others, Wilber Marshall and Willie Gault, have brought the Bears three first-round choices between them. Tobin has utilized more than just the marquee "first-rounders" for supplying the club's firepower. Half (23 of 46) of the club's returning veterans joined the club as second half (6th round and lower) draft choices or free agents.

Tobin was given the title of Vice President following the 1986 season by Club President Michael McCaskey in recognition of his department's significant contribution to the team's recent rise to the elite of the NFL. In his current role, Tobin is the team's primary contact regarding all personnel matters; conducts the annual college draft; and monitors the NFL waiver wire in hopes of upgrading the team through the free agent route. Tobin is aided by a staff that consists of four regional college scouts, a pro scout and a Blesto area scout who contribute to the evaluation of pro prospects.

The 48-year old Missourian, a native of Burlington Junction, Tobin joined the Bears as Director of Pro Scouting in 1975 and held that post until being promoted to Director of Player Personnel in 1984 upon Michael McCaskey's arrival. Part of Tobin's duties in his past and current positions have involved touring campuses and scouting prospects firsthand - he visits approximately 75 schools each year.

Prior to joining the Bears, Tobin spent two years (1971-72) as regional scout and two seasons (1973-74) as Director of Pro Scouting for the Green Bay Packers. Working under his college coach, Dan Devine, Tobin assisted in drafting four "Rookies of the Year" - John Brockington, Chester Marcol, Willie Buchanan and Don Woods. Before entering the pro ranks, Tobin was offensive coordinator and backfield coach at Central Connecticut State College from 1968-70.

Tobin had a successful playing career at both the collegiate and professional level. A star running back at the University of Missouri from 1959-62, Tobin was MVP of the 1962 Bluebonnet Bowl after leading the Tigers to a 14-10 win over Georgia Tech. He played for the Houston Oilers in 1963 and was the club's "Rookie of the Year." The next season he joined the Edmonton Eskimos where he played for three seasons while serving as a graduate assistant at Missouri (1964-66) where he earned a masters in education. Tobin's final stop as a player was Orlando where he spent two seasons in the Continental Football League.

Born February 16, 1941 approximately 100 miles from Kansas City, Tobin had two brothers who played college football including Vince, a teammate at Mizzou and now the Bears defensive coordinator. Bill and his wife, Dusene, have two daughters, (Laurie and Kerry) and one son, (Duke), a freshman quarterback at the University of Illinois.



## MANAGEMENT

### TIM LeFEVOUR

Director of Administration

Tim LeFevour's role with the organization expanded during the past off-season when he was appointed the club's Director of Administration.

Now entering his 10th season with the Bears, LeFevour's promotion on January 19, 1989, follows nine years of service in stadium operations. In his new role, LeFevour will continue to handle stadium affairs and serve as the Bears' liaison with the Chicago Park District. He will also oversee Halas Hall and training camp operations and serve as the club's contact with the NFL office.

LeFevour joined the club as Skybox Manager in 1981 and was promoted to Stadium Operations Manager on February 22, 1984. During the last two years, 54 skyboxes were added to boost the total to 116 and natural grass replaced astroturf at Soldier Field.

Before joining the Bears, LeFevour worked for the Park District as a writer in the Public Information Office (1979-81) and was an assistant director at WGN-TV (1979).

LeFevour earned a BA degree in Political Science from Loras College in Dubuque, Iowa in 1978. He is currently involved in several charitable and civic functions and is on the Board of Directors of the Brian Piccolo Golf Tournament. A native Chicagoan, Tim and his wife, Judy, have four children (Megan, Matthew, Katie and Amy), and reside in Arlington Heights, IL.



### TED PHILLIPS

Director of Finance


Ted Phillips' primary duty as the club's Director of Finance is negotiating player contracts - now a year-around task in the pro football industry. Phillips begins his third year of negotiating player contracts, assuming the responsibility when he was appointed to his current role on March 4, 1987.

Phillips also supervises the club's financial operations and accounting staff. He added the training, video and equipment departments to his jurisdiction on January 19, 1989 as a result of Bill McGrane's retirement as Director of Administration. Phillips is also a club officer, serving as treasurer.

Phillips joined the Bears' staff on September 11, 1983 as controller, a position he held for four years. He assisted in preparing and constructing player contracts for two years (1985-86) prior to becoming the full-time negotiator.

Before joining the Bears, Phillips was employed as an auditor and tax accountant with the international accounting firm of Ernst & Whinney, from 1979-83. He graduated from the University of Notre Dame in 1979 with a degree in business and accounting and has a masters in business from Northwestern.

A native of Oneida, NY, Ted and his wife, Mary Ellen, reside in Chicago.





## MANAGEMENT



### **PAT McCASKEY**

Director of Community Involvement

Patrick McCaskey was named to his current position on March 4, 1984 after serving the club as Public Relations Director (1982-83), Assistant Public Relations Director (1974-81) and Ticket Assistant (1974).

As director of community involvement, McCaskey serves on the following boards: Cabrini-Green Legal Aid Clinic, Chicago Fellowship of Christian Athletes (Chairman), Chicago Sports Teams Organized for the Prevention of Substance Abuse (vice-president/treasurer), Community Youth Creative Learning Experience, Eisenberg Boys & Girls Club, First Colonial Bank-

shares Foundation, Lake Forest/Bears Golf Day, Lawndale Community Church, Maryville Chuckwagon Day, Michigan Avenue National Bank, Brian Piccolo Golf Tournament and St. Joseph Hospital.

He also manages Bears road trips, alumni parties, home game anthem singers and halftime shows.

McCaskey holds an undergraduate degree in English from Indiana University and a masters in interdisciplinary studies from DePaul University. Pat and his wife, Gretchen, have two sons, Edward and Thomas, and reside in Lake Forest.



### **KEN VALDISERRI**

Dir. of Marketing and Communications

On January 19, 1989, Ken Valdiserri was promoted from Director of Public Relations to Director of Marketing and Communications.

In this newly created position, Valdiserri will spearhead the club's marketing, promotional and merchandising efforts and develop sponsorship. He will also oversee the Bears public relations department and assist club President Michael McCaskey in radio-television contracts and programming. Finally, he will serve as the club's contact with NFL Properties and NFL Films.

Valdiserri joined the Bears on March 4, 1984 as Director of Public Relations, a position he held for five seasons. He was Assistant Director of Public Relations for the Chicago White Sox (1981-83) and an administrative assistant in the Baseball Commissioners Office in New York (1980) before joining the Bears.

A graduate of the University of Notre Dame, Valdiserri spent three years working in the Irish sports information office while earning a degree in communication arts in 1980.

Valdiserri is single and resides in Deerfield.



**John Bostrom**



**Fred Caito**



**Gary Christenson**



**Clyde Emrich**

## **JOHN BOSTROM — Assistant Director of Public Relations**

3rd season with Bears... PR aid in 1987-88... Interned with club during 1985 and 1986 seasons... Graduated in May, 1987 from Lake Forest College-site of Bears year round operation... Earned degree in business... Single... Resides in Arlington Heights, IL.

## **FRED CAITO — Head Trainer**

23rd season with Bears... Named head trainer in 1973, at age 23... Received bachelors degree from St. Joseph's College in 1969... Completed masters degree at Northwestern University in 1972... Member of the American College of Sportsmedicine, National Athletic Trainers Association, International Narcotic Enforcement Officers Association, National Strength and Conditioning Association and National Football League Athletic Society... Three children (Shelly, Tony, Stephanie)... Resides in Chicago.

## **GARY CHRISTENSON — Ticket Manager**

5th season with Bears... Worked previous eight years (1977-84) as assistant ticket manager for Minnesota Vikings... Also worked in ticket office of University of Minnesota athletic department... Attended the University of Minnesota... Wife (Gretchen) and two children reside in Arlington Heights, IL.

## **CLYDE EMRICH — Strength Coordinator**

18th season with Bears... Also has been club's summer camp director since 1984 when club moved camp to Platteville, WI... Outstanding career as weightlifter included fourteen-time Central AAU weightlifting champion, five times U.S. champion, U.S. Olympic squad member, Pan American champion... Member of weightlifting Hall of Fame... Broke two world records in 1957: first man under 200 pounds to lift 400 and 409 pounds clean jerk... Two sons... Resides in Vernon Hills, IL.

## **MITCH FRIEDMAN — Director of Video/Photographic Services**

14th season with Bears... Served in same capacity with Houston Oilers in 1973-74... Grew up in business with father (Bob) working for Dallas Cowboys and brother (Max) with Raiders in similar role... Has worked on special projects for NFL Films and NCAA Films on part-time basis... Sought after as consultant for college programs... Wife (Sandra) and two children reside in Vernon Hills, IL.

## **KEN GEIGER — Pro Scout**

4th season with Bears... Duties include monitoring NFL transactions... Part-time scout for Bears in 1984-85... Blessto area scout in 1983-84... Spent 30 years as head football and wrestling coach at Morton East High School in Cicero (1957-86)... Took leave of absences to coach football at University of Illinois (1955-56) and football and wrestling at the University of Missouri (1963-65)... Coached Bill and Vince Tobin and Johnny Roland at Mizzou... Married (Sheryl), five children... Resides in Berwyn, IL.



**Mitch Friedman**



**Ken Geiger**



**Greg Gershuny**



**Rod Graves**

## **GREG GERSHUNY — Director of Information Services**

6th season with Bears... Installed computer upon arrival and has expanded system since... Previously started a systems consulting partnership in Chicago (1983-84)... Served as management services consultant with Arthur Young and Company (1981-83)... Graduate of Indiana University's Graduate School of Business... Wife (Evelyn)... One daughter... Resides in Evanston, IL.

## **ROD GRAVES — Assistant Director of Player Personnel**

6th season with Bears... Promoted to current position on June 14, 1989... Based in Atlanta and scouts east and southeast for club... Served as Assistant Director of Player Personnel with Philadelphia Stars of USFL in 1983... Regional scout with Stars for a year before being promoted... Father, Jackie, is former NFL scout... B.S. degree in economics from Texas Tech... Attended Jesuit College Prep in Houston... Married (Alesia) and resides in Decatur, GA.

## **CAROLINE GUIP — Skybox Manager**

2nd season with Bears... Joined club in May, 1988 as Skybox Marketing Assistant... Named to current position in March, 1989... Present responsibilities include management and marketing of the Skybox program and the non-game day use of the Skybox area... Graduate of Lake Forest College... Single... Resides in Chicago.

## **GARY HAEGER — Equipment Manager**

6th season with Bears... Assistant Equipment Manager (1984-86) before succeeding the retired Ray Earley... At 27, is youngest equipment manager in NFL... Basketball manager for Northern Illinois University (1982) and DePaul (1983)... Member of Board of Directors of Arlington Heights Youth Athletic Association... Wife (Sandy) and two children reside in Rolling Meadows, IL.

## **BRYAN HARLAN — Director of Public Relations**

6th season with Bears... Named to current position January 19, 1989 after serving five years as Assistant PR Director... Graduated from University of Iowa with degree in journalism and mass communications in May, 1984... Worked in Hawkeye Sports Information Office (1980-84)... Summer intern in Green Bay Packers public relations department (1980-82)... Sports director/news reporter at KRNA-radio in Iowa City (1983-84)... Single... Resides in Chicago.

## **DON KING — Regional Scout**

6th season with Bears... Is responsible for scouting west region for club... Also spent 2½ years as scout for Houston Oilers... Head coach at University of Hawaii in 1967 and led team to 6-4 mark... Married (Evelyn), three children... Resides in Sun Lakes, Arizona.



Caroline Guip



Gary Haeger



Bryan Harlan



Don King

### **CHARLIE MACKEY — Regional Scout**

1st season with Bears. . . Covers upper Midwest and Rockies for club. . . Regional scout for Dallas Cowboys 1971-88. . . Worked for Blesto combine as scout for five years (1966-70) . . . Coached linebackers and receivers for five years at University of Missouri. . . Married (Diane), One son. . . Resides in Salt Lake City, UT.

### **BRIAN McCASKEY — Assistant Trainer**

8th season with Bears. . . Served as Head Student Trainer while earning both an athletic training and teaching degree from North Park College (1979-82) . . . President and founder of McCaskey Sports/Medicine Clinic (two locations) . . . Frequent speaker on sports medicine and training . . . Monthly columnist for Fitness Edge and Mens Fitness magazine. . . Serves on boards of several charities including the Johnny Genna Foundation and North Park College Viking Club. . . Single. . . Resides in Chicago.

### **TONY MEDLIN — Assistant Equipment Manager**

3rd season with Bears. . . Previously athletic equipment manager at North Carolina Central University from 1982-86. . . Served as a student equipment manager at NCCU (1978-82) . . . Head equipment manager 1982-87. . . Earned B.S. degree in Therapeutic Recreation from NCCU. . . Single . . . Resides in Vernon Hills, IL.

### **KEN MROCK — Groundskeeper**

2nd season with Bears. . . Served as a consultant during 1986 and 1987 seasons. . . Superintendent of Golf Courses for Chicago Park District for five years (1983-87) . . . Spent 17 years with park district. . . Married (Debbie) and three children reside in Chicago.

### **JIM PARMER — Regional Scout**

17th season with Bears. . . Responsible for midwest and southwest areas. . . Worked as scout for Blesto combine for eight years (1967-74) prior to joining Bears. . . Two-way player as fullback and defensive back for Philadelphia Eagles for nine seasons (1947-56) . . . Played on Eagles 1948 and 1949 championship teams. . . Coached three years at Texas Tech before scouting. . . Married (Mary) . . . Three children. . . Resides in Abilene, TX.

### **DEAN POPE — Video Assistant**

4th year with the Bears. . . Served as an intern in 1986 and helped with the transition from film to video. . . A Wisconsin native. . . Graduate of University of Wisconsin-Platteville with a degree in Radio & Television Broadcasting. . . Single. . . Lives in Lake Forest, IL.



**Charlie Mackey**



**Brian McCaskey**



**Tony Medlin**



**Ken Mrock**

### **JEFF SHIVER — Blesto Area Scout**

3rd season with Bears . . . Serves as both Bears area scout and Blesto combine scout . . . Bears are one of 10 teams in Blesto . . . Also has scouting experience in Canadian Football League . . . Has college coaching background at Purdue and University of Mississippi . . . Resides in Lafayette, IN . . . Married (Laura) . . . One daughter (Brittany).

### **MAX SWIATEK — Purchasing Agent**

56th season with Bears . . . Has served several capacities since joining team in 1934 . . . Hired by George Halas, who spotted him doing odd jobs at Wrigley Field . . . Besides serving as staff assistant to Halas, also has been equipment manager, trainer and traveling secretary . . . Has one son and three grandchildren . . . Resides in Chicago, IL.



**Jim Parmer**



**Dean Pope**



**Jeff Shiver**



**Max Swiatek**



**Barbara Allen**  
Public Relations



**Tom Doloughty**  
Stadium Operations



**Clarence Fossier**  
Physician



**Sherrie Geisler**  
Accounting



**Denise Goff**  
Marketing



**Doug Green**  
Public Relations



**Colette Guip**  
Computers



**Sharon Harrison**  
Player Personnel



**Jean Jensen**  
Tickets



**Louise Johnson**  
Receptionist



**Bill McGrane**  
Consultant



**Richard McMurrin**  
Superintendent



**Jay Munsell**  
Internist



**Paula Piepho**  
Accounting



**Eileen Semrow**  
Administration



**Liz Smith**  
Tickets



**Betty Swanson**  
Tickets



**Stephanie VanArsdale**  
Administration



**Joan Zmrhal**  
Accounting





## MIKE DITKA



## MIKE DITKA

### Head Coach

During his 28 seasons in the NFL, Mike Ditka has achieved virtually every conceivable honor. As a player for 12 years, Ditka redefined the tight end position while earning five trips to the Pro Bowl. In nine seasons as an assistant coach at Dallas, Ditka helped the Cowboys win three NFC titles and a Super Bowl. Ditka's seven years as the Bears head coach have included three trips to the NFC Championship game and a Super Bowl title.

At each level — player, assistant coach and head coach — Ditka was part of a Super Bowl title. Only ex-Raider coach Tom Flores has the distinction of joining Ditka as a world champion in those three capacities.

Ditka turned in arguably his finest coaching effort in 1988. He overcame the off-season departure of four starters and

injuries that sidelined 14 starters during the season. Ditka shunned the notion of 1988 being a "transition" year because of the injuries and having 13 rookies on the roster. He also wouldn't let a heart attack suffered on November 2 sideline him for more than one game. Instead, Ditka added another chapter in his growing legacy by keeping the Bears in first-place the entire season and finishing tied for the best record in the NFL at 12-4. The Bears earned the top seed in the NFC playoffs and beat the Philadelphia Eagles in the opening round before falling to the San Francisco 49ers in the NFC title game. As a result, Ditka was honored as the AP "NFL Coach of the Year" and UPI "NFC Coach of the Year."

Since being named the 10th head coach in club history on January 20, 1982, Ditka has led the Bears to a mark of 78-35. The Bears' 52 regular season wins between 1985-88 are the most ever by a NFL team in a four-year span. Ditka's winning percentage of .690 is best in club history and ranks third among active coaches in the NFL. Ditka already ranks second among Bear coaches in tenure, trailing his first pro coach, George Halas, the team's founder and coach for 40 seasons.

After posting an 11-14 record in his first two seasons (1982-83), Ditka has led the Bears to five consecutive NFC Central titles, three appearances in the NFC title game and a Super Bowl victory. In 1985, Ditka led the Bears to an 18-1 record — a win total matched only by the 1984 San Francisco 49ers in NFL history. The Bears' '85 campaign was highlighted by a 46-10 Super Bowl victory over the New England Patriots, the exclamation point on a season in which Sporting News, Associated Press and Pro Football Writers named him "Coach of the Year." Ditka is the only Bear coach to lead his club to five straight post-season appearances.

Ditka's career in the NFL began in 1961 when the Bears selected him in the first round (5th pick) out of the University of Pittsburgh. Ditka had an immediate impact — catching 56 passes and earning NFL Rookie of the Year honors — as Halas changed the tight end position from a "third tackle" to a receiver. Ditka played five more seasons with the Bears — earning a Pro Bowl trip each year — before being traded to Philadelphia for QB Jack Concannon in 1967. After two years with the Eagles, he played four more seasons in Dallas, where he caught a touchdown pass in the Cowboys 24-3 win over the Dolphins in Super Bowl VI.

The final accolade to Ditka's outstanding playing career was bestowed upon him 16 years after his retirement when he was the first tight end inducted into the Pro Football Hall of Fame (July 30, 1986). Ditka's 427 career receptions included 75 catches in 1964 — an NFL record for tight ends until Kellen Winslow broke it in 1980. He still holds a Bears record for consecutive games with a reception, 49, between December 3, 1961 and October 10, 1965.



## MIKE DITKA

When his playing career ended following the 1972 season, Ditka was hired by Cowboys' head coach Tom Landry as an offensive assistant and special teams coach. In nine seasons, the Cowboys were in the playoffs eight times, won three NFC Championships and the NFL crown following the 1977 season.

Born October 18, 1939 in Carnegie, Pennsylvania, Ditka was raised in nearby Aliquippa where his father, Mike Sr., worked on the railroad. He was an all-American as a senior at Pittsburgh in 1960 as a defensive end/linebacker and tight end. He also ranked among the nation's top punters with a 40-yard average in his final three seasons. He starred in the East-West game and was voted the outstanding lineman of the Hula Bowl.

Ditka is a highly-sought after motivational speaker and is actively involved in numerous charitable endeavors including Misericordia, Fellowship of Christian Athletes, Sports Teams Organized for Prevention of Drug Abuse and the "Say No to Drugs" campaign. Mike is also an avid golfer — he plays to an eight handicap — and a collector of antique cars. He and his wife, Diana, have four children: Mike (28), Mark (27), Meagen (25) and Matthew (21).

### Ditka's Pro Stats Receptions

Year/Club	No.	Yds.	Avg.	TD	Games
1972, Cowboys	17	198	11.6	1	14
1971, Cowboys	30	360	12.0	1	14
1970, Cowboys	8	98	12.3	0	14
1969, Cowboys	17	268	15.8	3	12
1968, Eagles	13	111	8.5	2	11
1967, Eagles	26	274	10.5	2	9
1966, Bears	32	378	11.8	2	14
1965, Bears	36	454	12.6	2	14
1964, Bears	75	897	12.0	5	14
1963, Bears	59	794	13.5	8	14
1962, Bears	58	904	15.6	5	14
1961, Bears	56	1076	19.2	12	14
<b>Career</b>	<b>427</b>	<b>5812</b>	<b>13.6</b>	<b>43</b>	<b>158</b>

### Ditka's Bear Records

- 1) Most consecutive games, 1 + Pass Receptions 49 12/2/62-10/10/65
- 2) Most touchdowns, game 4 10/13/63 tied Harlon Hill 10/13/54

### Ditka's Coaching Record

#### Assistant Coach


1973-81 Dallas Cowboys, special teams and receivers coach

#### Head Coach

	Regular Season	Post-Season	vs. NFC	vs. AFC	vs. NFC Cent.	at Soldier Field
1982 Bears	3-6	0-0	2-5	1-1	1-3	2-2
1983 Bears	8-8	0-0	7-7	1-1	4-4	5-3
1984 Bears	10-6	1-1	8-4	2-2	7-1	6-2
1985 Bears	15-1	3-0	12-0	3-1	8-0	8-0
1986 Bears	14-2	0-1	10-2	4-0	7-1	7-1
1987 Bears	11-4	0-1	9-2	2-2	6-0	6-2
1988 Bears	12-4	1-1	9-3	3-1	6-2	7-1
<b>Totals</b>	<b>73-31</b>	<b>5-4</b>	<b>57-23</b>	<b>16-8</b>	<b>39-11</b>	<b>41-11</b>



## ASSISTANT COACHES



### **JIM DOOLEY** Research and Quality Control

Jim Dooley has served in many capacities in his 28 years with the Bears, including player, assistant coach and head coach. Dooley's expertise with the tactical strategy of the game's X's and O's is fully utilized in his current position of research and quality control. In this role, Dooley scouts future opponents and then assists coaches in formulating a game plan based on his observations. Dooley also relies on video and computer analysis of opponents' tendencies. He also studies league-wide trends and self-scouts the Bears.

Dooley joined the Bears as the team's first round draft choice in 1952. He played nine seasons with the team (1952-55, 57, 59-62) before turning to coaching. He coached five seasons with the offense (1963-65) and defense (1966-67) before posting a 20-36 record as the club's head coach from 1969-71. After a sabbatical from football, Dooley was named to his current post in 1983.

A star halfback at the University of Miami, Dooley played defensive back as an NFL rookie and led the team in interceptions. He was switched to flanker in 1953 and led the team in receptions, an achievement he also met in 1957 and 1959. Dooley played nine seasons and is the club's sixth all-time leading receiver with 211 catches. His playing days were interrupted twice: when he served the Air Force in 1955-56 and in '58 when he was sidelined with a broken ankle.

Dooley was born February 8, 1930 in Stoutsville, Missouri. He and his wife, Elaine, have five children and reside in Chicago.



### **ED HUGHES** Assistant to the Head Coach

Ed Hughes enters his 29th season as an NFL coach and 8th on the Bears staff. After serving as the club's offensive coordinator the past seven years, Hughes will become Assistant to the Head Coach in 1989 and work directly with the receivers. He will continue to have considerable input into the passing game and weekly game plan. Hughes' belief in a "ball-control" offense with the ability for the big play has been the club's trademark offensively while winning five consecutive NFC Central division titles. In those five seasons, the Bears have ranked in the NFL's top 12 in total offense each year.

A coaching mate of Ditka's at Dallas from 1973-76, Hughes was one of Ditka's first hirings in 1982. Hughes and Ditka were involved in three playoff appearances and a trip to the Super Bowl in their Dallas tenure. Before coming to Chicago, Hughes served as an offensive assistant for the Philadelphia Eagles (1981) and offensive coordinator for the New Orleans Saints (1978-80), where he was a coaching mate of Dick Stanfel.

Hughes' professional coaching resume also includes stints with the Dallas Texans (1960-62), Denver Broncos (1963), Washington Redskins (1964-67), San Francisco 49ers (1967-70), St. Louis Cardinals (1972) and Detroit Lions (1977). He coached the secondary for the Texans, Broncos and Redskins; receivers for the 49ers and Cowboys; quarterbacks for the Cardinals and was



## ASSISTANT COACHES

offensive coordinator for the Lions. Hughes also spent one year (1971) as head coach of the Houston Oilers.

Born October 23, 1927 in Buffalo, New York, Hughes played collegiately at Tulsa (DB) and professionally for the Los Angeles Rams (1954-55) and New York Giants (1956-58) as both a wide receiver and defensive back. He and his wife, Nancy, have five children (Colleen, James, Madeline, Eileen and Maureen) and reside in Libertyville, IL.

### **STEVE KAZOR** Special Teams and Tight Ends

Steve Kazor had the challenging assignment in 1988 of assembling the "bulk" of his special teams units with 13 rookies and 9 second-year men. Despite the lack of experience, Kazor's young group was coachable and enthusiastic enough to be competitive. His tight ends, with the exception of Emery Moorehead, consisted of two rookies and a second-year man.

Individually, Kevin Butler connected on 14 of his last 15 field goals in 1988, while Bryan Wagner was the NFC's second leading punter with a 41.5 average. Return men Dennis Gentry (21.4 per kickoff) and Dennis McKinnon (8.1 per punt) ranked 4th and 8th respectively in the NFC. At tight end, Kazor will be counted on to develop young prospects Jim Thornton and Cap Boso.

Kazor was handpicked by Ditka when the latter became head coach in 1982. He added tight ends to his responsibilities in 1986. Kazor was on the Dallas Cowboys' staff as an assistant to Gil Brandt in the scouting department from 1979-81. Before entering the pro ranks, Kazor spent time as an assistant coach and recruiting coordinator at Colorado State (1975), Wyoming (1976) and Texas-El Paso (1979-80). He also served on the staffs of Texas-Arlington (1974), Texas (1976-79) and Westminster College (1970), where he started at nose tackle for four years as a collegian. Kazor was head coach at Emporia College in 1973, where he was the youngest head coach in the country, at age 25.

Kazor was born February 24, 1948 in Arnold, Pennsylvania and attended high school in Las Vegas. He and his wife, Colleen, have two children (Lance and Kyle) and reside in Vernon Hills, IL.



### **GREG LANDRY** Offensive Coordinator

After one season as the club's designated play-caller, Greg Landry was promoted to offensive coordinator during the off-season. Landry's new duties will consist of tutoring the quarterbacks and handling the passing game in addition to calling the plays from the sidelines. Landry served as receivers coach in 1986 - his first season in Chicago - before adding the quarterbacks to his duties in 1987. Landry will devote most of his practice and classroom time in 1989 to quarterbacks.

Under Landry's guidance, Bears' wide receivers caught 124 passes in 1988 - the most by that position in Mike Ditka's eight years as head coach. Dennis McKinnon caught 45 passes - the most by a Bears wide receiver since 1977, while Dennis Gentry (33) and Ron Morris (28) also had career highs in receptions.






## ASSISTANT COACHES

Landry's coaching career began in 1985 when he served as quarterbacks coach of the Cleveland Browns for one season, helping the Browns win the AFC Central division while tutoring Bernie Kosar. Landry completed his 17-year playing career in 1984 when he was added to the Bears' roster the week of the season finale and was the starting quarterback in a 30-13 win at Detroit.

Detroit's first round draft choice in 1968 from the University of Massachusetts, Landry spent 11 seasons with the Lions before being traded to the Baltimore Colts in 1979. Landry played three seasons for the Colts, and two (1983-84) with the USFL's Chicago Blitz/Arizona Wranglers before finishing his career with the Bears.

In 147 NFL games, Landry started 103 games and completed 1,276 passes in 2,300 attempts for 16,502 yards; 98 TD's and 103 interceptions. He also rushed for 2,654 yards (6.2 avg.) and scored 20 TD's.

Landry was born December 19, 1946 in Nashua, New Hampshire, and earned a B.S. degree in physical education from Massachusetts and a masters degree in sports administration from Wayne State (MI) University. He and his wife, Jeannine, have five children (Kathleen, Beth, Mary, Greg Jr., and Joseph) and reside in Libertyville, IL.



### JIM LaRUE Defensive Backs

Jim LaRue has the distinction of being the dean of the Bears' coaching staff and the oldest coach in the NFL. LaRue, 64, begins his 39th season in coaching and his 15th in the NFL. His resume includes assignments at eight major colleges before moving to the pros in 1975.

The Bears doubled their interception total from 13 to 26 last season, with LaRue's secondary accounting for 20 of those thefts. Vestee Jackson, in just his third season, developed into one of the best young cornerbacks in the NFL and finished with 8 interceptions. LaRue also developed rookie safeties David Tate (4 interceptions), and Todd Krumm (2 interceptions). Yet another newcomer in 1988, Lemuel Stinson, enters camp this

year as the starting corner opposite Jackson. LaRue's "coach on the field," Dave Duerson, made his fourth straight Pro Bowl trip following the '88 campaign.

LaRue was hired by the Buffalo Bills as running backs and receivers coach (1975-78) before joining the Bears. He began his tour as a collegiate assistant at Maryland (1950), and followed with stints at Kansas State (1951, 1954), Houston (1955-56), SMU (1957-58), Southern Illinois (1967), Utah (1968-73) and Wake Forest (1974-75). LaRue also had a successful eight-year tenure as head coach at Arizona where he posted a 41-37-2 record between 1959-66. His 1961 unit compiled an 8-1-1 mark as an independent—the best one-year record in school history.

LaRue played both halfback and defensive back at Carson-Newman, Duke and Maryland during WWII years. He earned a mathematics degree from Duke and a masters in education from Maryland.

Born August 11, 1925 in Clinton, Oklahoma, LaRue and his wife Betty, have three children (Jill, Judy and Tom) and reside in Libertyville, IL.



## ASSISTANT COACHES

### JOHN LEVRA Defensive Line

John Levra's highly productive defensive front was a key ingredient to the Bears' success in 1988. The veteran unit accounted for 38 of the club's 43 sacks, with Steve McMichael's career-high 11.5 takedowns and Richard Dent's 10.5 sacks pacing the group. Levra utilized Al Harris, expected to be a reserve heading into the season, as a starter at one end and then developed 2nd year man Sean Smith to replace an injured Dent late in the season at the other end. Tackles McMichael and Dan Hampton turned in all-pro caliber seasons as the line proved to be the mainstay of a defense which allowed the fewest points in the NFL. Levra's group was equally adept at defending the run - it was the front wall of the NFL's top ranked rush defense.

Levra joined the Bears in 1986 after serving five years as offensive backfield coach of the New Orleans Saints. He was offensive coordinator during Wade Phillips' tenure as head coach the final four games of 1985. Under Levra's guidance, the Saints had the NFL's leading rusher in 1981, and had 20 100-yard individual rushing games.

Following a playing career at Pittsburg (Kan.) State where he starred as a linebacker, Levra coached in Kansas seven years at the high school level (1959-65). His first college job was at New Mexico Highlands, where he was an assistant in 1966 and head coach from 1967-70 posting a 35-4-1 record. He moved to Stephen F. Austin State University as head coach and athletic director (1971-74) where his teams were 18-5 in his final two seasons and made the only bowl appearance in school history. Levra then became offensive coordinator at the University of Kansas (1975-78) and North Texas State (1979) before entering the pro ranks as defensive line coach of the British Columbia Lions. At BC, Levra worked under Vince Tobin who was the team's defensive coordinator.

A native of Kansas, Levra was born October 2, 1937 in Arma, KS. He and his wife, Rosie, have two children (Craig and Gina) and reside in Gurnee, IL.



### DAVE MCGINNIS Linebackers

Dave McGinnis' linebacker corps last season had several new faces from his 1987 unit, but the results were the same. With new starters manning both outside linebacker posts, and four rookies serving as backups, the linebackers continued to be one of the team's strengths. Ron Rivera had started just seven games in his four previous seasons while Jim Morrissey had no career starts, but they combined for five interceptions and ranked among the top seven tacklers on the team. When Morrissey was sidelined five games with a knee injury, McGinnis employed rookies Dante Jones, Troy Johnson and Mickey Pruitt as starters with quality results. McGinnis' lone holdover in the starting trio, Mike Singletary, had a career-high 170 tackles and was the AP's NFL Defensive Player of the Year.

The youngest coach on the staff, McGinnis, 38, joined the Bears in 1986 as a defensive assistant. His title was changed to linebacker coach prior to the 1988 season, even though he had worked with the linebackers since arriving in Chicago.





## ASSISTANT COACHES

McGinnis spent three years on the University of Missouri staff from 1975-77 where he was a coaching mate of Vince Tobin. Before joining the Bears, McGinnis had 13 years of coaching experience at the major college level.

His first coaching assignment was freshman coach at Texas Christian in 1973-74. He moved to Missouri in 1975 and coached the linebackers and secondary while Tobin was the Tigers' defensive coordinator. McGinnis joined the Indiana State staff in 1978 as secondary coach and also recruited Chicago. He then returned to TCU for one season (1982) as defensive backfield coach before joining Kansas State as defensive ends and linebackers coach in 1983.

McGinnis was a two-year starter as a defensive back at TCU from 1970-72, earning academic all-SWC honors both seasons. He had 5 interceptions as a junior to tie Lyle Blackwood for most interceptions in the Southwest Conference.

Born in Independence, Kansas on August 7, 1951, McGinnis grew up in Texas and attended Snyder (TX) H.S. He and his wife, Kim, reside in Lake Forest, IL.



### JOHNNY ROLAND Running Backs

Johnny Roland no longer had Walter Payton to spearhead his rushing attack, but the Bears were still highly efficient in 1988, finishing as the NFL's third leading rushing team. Neal Anderson became the fifth player in club history to rush for 1,000 yards in a season by gaining 1,106 yards. Roland spelled Anderson with Thomas Sanders (332 yards) and between them, the halfback position produced 1,438 yards. Roland will be counted upon to develop Brad Muster who is slated to start at fullback in 1989, his second season. As a rookie, Muster progressed throughout the year and accounted for 433 yards rushing and receiving. Since Roland joined the Bears in 1982, the Bears have led the NFL in rushing four times.

Roland's outstanding coaching job hasn't gone unnoticed. He was one of the three finalists for the San Diego Chargers head job this past off-season. Following the 1987 season, he was interviewed for the top job by the Green Bay Packers.

Roland's coaching career began in 1974 when he joined his collegiate coach, Dan Devine, on the Green Bay Packers staff as special assignments coach. He followed Devine to Notre Dame to coach receivers in 1975, before returning to the pro ranks a year later with the Philadelphia Eagles. He served as the Eagles' running backs coach until 1978 before taking a five-year hiatus from football to enter private business.

A 4th-round draft choice of the St. Louis Cardinals in 1965, Roland was chosen NFL rookie of the year in 1966, and played in the Pro Bowl the following two seasons. He finished his career with 3,750 yards on 1,015 carries and 28 TD's; 153 catches, 1,420 yards and 6 TD's.

Roland, 44, was born and raised in Corpus Christi, Texas and starred collegiately at the University of Missouri where he was a two-way player in both backfields and earned all-America honors. Two of his Tiger teammates were Bill and Vince Tobin.

Roland maintains his St. Louis ties as owner of KIRL-Radio. He has three children (Johnny Jr., Jamie, Cynnamon) and resides in Vernon Hills, IL.



## ASSISTANT COACHES

### DICK STANFEL Offensive Line

For the fifth straight season, the Bears starting offensive line will enter the season intact. The force behind its consistent high-level of performance is Dick Stanfel, who begins his 9th season with the Bears. Stanfel took a young group that joined the team between 1981-83 and developed it into one of the NFL's top units. Jay Hilgenberg has been to the last four Pro Bowls, Jim Covert has been to two and Mark Bortz made his first trip to the all-star classic this past season. The other two starters, Keith Van Horne and Tom Thayer have been alternates. With Covert fighting back problems last season, Stanfel developed John Wojciechowski into a quality performer at the difficult left tackle position, even though he is a natural guard.

The offensive line is the only unit on the Bears that remains unchanged from the 1985 Super Bowl team.

Mike Ditka says, "Dick is the best line coach in football - cut and dried, period. No questions asked. He gets his guys to play and they respect him as they should, because he's the best in the business."

Stanfel served as interim head coach of the New Orleans Saints for the final four games of 1980 before joining the Bears. He began his coaching career at Notre Dame (1959-62) and spent one season (1963) on the California staff before taking his initial pro coaching job with the Philadelphia Eagles in 1964. After seven seasons with the Eagles, Stanfel joined the 49ers as line coach in 1971 and stayed there until joining the Saints in 1976.

After playing collegiately at the University of San Francisco, Stanfel enjoyed a nine-year pro career. A second round draft pick by Detroit, Stanfel played five years with the Lions and was the MVP of the title game in 1954 when the Lions won the NFL championship. The five-time all-pro guard finished his career with the Washington Redskins (1956-58).

Stanfel was born July 20, 1927 in San Francisco and currently lives in Libertyville, IL. He has three sons (Rich, Scott and Jon).



### VINCE TOBIN Defensive Coordinator

Vince Tobin added to his already impressive resume in 1988 by leading a Bear defense that allowed the fewest points in the NFL (215), fewest yards rushing (82.9/game) and finished second in total yards (272.5/game). Those accomplishments are not unusual, as the Bears' defense since Tobin's arrival has been the standard in the NFL. It has finished first or second in total defense in each of his three seasons and first in fewest points allowed twice.

Tobin lost three 1987 starters before last season began and then saw four more fall to injury during the season. His nine reserves consisted of seven rookies and two second-year men. Yet the performance level never changed. Interceptions from 1987 doubled from 13 to 26, and opponents completed a NFL low 45% of their passes. Chicago allowed just five rushing TD's all season - another NFL best. During a five-game winning streak, the Bears held all opponents under 10 points - a feat that was last accomplished by a Bears





## ASSISTANT COACHES

team in 1942.

Tobin also handled interim head coach duties for 11 days following Mike Ditka's November 2nd heart attack and guided the team to wins over Tampa Bay and Washington. Tobin's name, not surprisingly, was associated with NFL head coaching vacancies and he was interviewed by the Kansas City Chiefs and Cleveland Browns.

Named the Bears' defensive coordinator on February 3, 1986, Tobin's impact was immediately felt as Chicago set a NFL record for fewest points allowed in a 16-game season (187) in his first season. The Bears finished first in total defense, second against both the run and pass, while allowing just 258 yards per game. In 1987, the Bears were first in rush defense, and second overall while holding opponents to 10 points or less in six games.

He joined the Philadelphia/Baltimore Stars of the USFL in 1983 and his unit led the league all three seasons in fewest points allowed. The Stars were in the championship game all three seasons, winning in 1984 and 1985. As defensive coordinator of the CFL's British Columbia Lions from 1977-82, his units ranked second overall during the six-year span. In twelve seasons as a defensive coordinator in the pro ranks, Tobin has never been associated with a losing team.

Tobin coached at the University of Missouri for ten years, serving under Dan Devine (1967-1970) and Al Onofrio (1971-1976). Tobin was an all-Big Eight defensive back for the Tigers, receiving a degree in physical education in 1965 and a masters in guidance and counseling in 1966 before joining the coaching staff.

A native of Burlington Junction, Missouri, the 45-year old Tobin comes from a football family which produced three college football players. Brother Bill and Bears' coach Johnny Roland were his teammates at Mizzou. Born September 29, 1943, Tobin and his wife Kathy, have two children (Ryan and Shannon) and reside in Libertyville, IL.

### ALL TIME ASSISTANT COACHES

Name	Seasons	Years	Name	Seasons	Years
Allen, George	8	1958-65	Johnsos, Luke	30	1935-39, 1941-42, 1946-68
Anderson, Hunk	8	1940-42, 1946-50	Kazor, Steve	7	1982-88
Austin, Bill	1	1971	Kuhlmann, Hank	5	1978-82
Bratkovski, Zeke	3	1972-74	Landry, Greg	3	1986-88
Brumbaugh, Carl	3	1938, 1940, 1944	LaRue, Jim	11	1978-88
Callahan, Ray	3	1975-77	Levra, John	3	1986-88
Carr, Jim	3	1969, 1973-74	Lord, Bob	1	1974
Cherundolo, Chuck	6	1966-68, 1972-74	Luckman, Sid	16	1954, 1956-70
Cody, Ed	6	1965-70	Marchibroda, Ted	1	1981
Conner, George	2	1956-57	Mather, Chuck	8	1958-65
DeCorrevont, Bill	1	1949	McGinnis, David	3	1986-88
Dimancheff, Babe	3	1966-68	Meyer, Ken	3	1978-80
Dooley, Jim	13	1963-67, 1981-88	Moss, Perry	4	1970-73
Dovell, Whitey	3	1972-74	O'Connor, Fred	3	1975-77
Driscoll, Paddy	20	1941-55, 1958-62	Plumb, Ted	6	1980-85
Ecklund, Brad	3	1975-77	Ringo, Jim	3	1969-71
Fichtner, Ross	3	1975-77	Roland, Johnny	6	1983-88
Fortunato, Joe	2	1967-68	Ronzani, Gene	3	1947-49
Frei, Jerry	3	1978-80	Ryan, Buddy	8	1978-85
George, Bill	1	1972	Scovil, Doug	1	1978
Gerhart, Doug	1	1979	Shaughnessy, Clark	12	1951-62
Gibron, Abe	7	1965-71	Shaw, Bob	3	1969-71
Gillman, Sid	1	1977	Shinnick, Don	2	1970-71
Goldston, Ralph	1	1974	Stanfel, Dick	8	1981-88
Grange, Red	8	1933-40	Stoltz, Jerry	4	1973-76
Handler, Phil	17	1952-68	Stydahar, Joe	2	1963-64
Haupt, Dale	8	1978-85	Tobin, Vince	3	1986-88
Hilton, John	3	1975-77	Turner, Bulldog	5	1952-56
Hughes, Ed	7	1982-88	Walquist, Laurie	2	1933-34
Jagade, Chick	1	1956	Wilson, George	2	1947-48



## THE PLAYERS





## ADICKES

54



### JOHN ADICKES

Center—Baylor—3rd Year

Ht: 6-3—Wt: 261

Born: 6/29/64—Killeen, TX

Acquisition: Selected in 6th round (154th player) of 1987 draft.

**1988 SEASON:** Handled all punt-snap duties. . . Also back-up to all-pro Jay Hilgenberg. . . Appeared in all 16 regular season games and playoffs. **GAMES PLAYED:** 16 **GAMES STARTED:** 0  
**PRO CAREER:** 1987 — Saw action in 5 games as back-up. . . Activated for 9 union games; spent three games on inactive list. . . Handled deep snapping duties on part-time basis, including clutch effort at Green Bay (11/8) in final seconds on Butler's 52-yard game winning field goal.

**COLLEGIATE, PERSONAL:** Southwest Conference's top center as senior and team's highest graded offensive lineman. . . Anchored line that paved way for 438.8 yard per game offense, 5th best in NCAA. . . Three-year starter. . . Held Oklahoma's Tony Casillas to three tackles as sophomore. . . Chosen to Football News' all-America sophomore team. . . Frosh all-America in '83 after being redshirted in '82. . . Texas Football Top 90 pick at Killeen (TX) High. . . Team captain and twice all-district. . . Accounting major. . . Older brother, Mark, is also Baylor alum who is offensive tackle for Kansas City Chiefs. . . Single. . . Spent off season in Dallas.

#### Adickes' Pro Stats

Games/Starts: 21/0 - 1987 (5/0); 1988 (16/0)      Post Season: 2/0 - 1988 (2/0)

35



### NEAL ANDERSON

Running Back—Florida—4th Year

Ht: 5-11—Wt: 210

Born: 8/14/64—Graceville, FL

Acquisition: Selected in 1st round (27th player) of 1986 draft.

**1988 SEASON:** Gained 1,106 yards to become 5th player in Bear history to rush for 1,000 in season; first, other than Payton, since Gale Sayers in 1967. . . Selected to Pro Bowl as reserve and led all rushers with 85 yards. . . Named 2nd team all-NFC by UPI. . . Had 12 touchdowns



## ANDERSON

(all rushing) to rank 2nd in NFC, 7th in NFL... 1,106 yards rushing ranked 4th in NFC, 7th in NFL; 1,477 total yards ranked 4th and 6th respectively... Team's second leading receiver with 39 catches... Had four 100-yard games to boost career total to five: 123 on 24 atts vs. Dolphins (9/4), 105 on 20 atts at Green Bay (9/25), career-high 139 on 17 atts vs. Packers (11/27) and 122 on 22 atts at Minnesota (12/19)... 80-yard run vs. Packers for TD was NFL long in '88... Had 2 touchdowns in four different games... 4 runs of 40+ yards were most in NFL... 39 catches tied for 7th among NFC RB's... Accumulated 136 total yards at Washington on 16 carries for 85 yards including 50-yard TD run and 4 catches for 51 yards... Had 100+ all-purpose yards in 9 games... Accounted for 47.8% of team's rushing offense (1,106 of 2,319) and 27.8% of team's total offense (1,477 of 5,317)... Rushed 28 times for 113 yards in two playoff games. **GAMES PLAYED: 16 GAMES STARTED: 16**

**PRO CAREER: 1987** — Turned in outstanding season in first year as starter (fullback) before suffering season-ending sprained right knee vs. Seahawks (12/20)... Led team in both rushing (586 yards) and receiving (47 for 467)... Had club's only 100-yard rushing effort of year vs. Bucs (9/20) with 117 yards on 16 carries... 38-yard TD run at Tampa Bay (10/25), also game-winning 6-yard TD catch with 1:28 remaining... Had five catches for 102 yards including 59-yard TD at Green Bay (11/8)... Had 35 catches in first six union games... **1986** — Selected to all-rookie team by Pro Football Weekly as special teams player after pacing Bears with 19 tackles including 15 solos as coverage "gunner"... Saw spot duty as running back and gained 146 yards on 35 carries... Made only start at Detroit (12/15) on Monday Night Football... Rushed for 30 yards and caught 2 passes for 63 yards including 58-yard TD in season finale at Dallas (12/21)... Game ball vs. Bucs (12/7) after season-high 33 yards rushing and 4 special teams tackles... Had 66-yard TD run at Houston (10/12) called back because of penalty, but did have longest run of season (23 yards) at Cincinnati (9/28)... Did not play in first two games of season... Ran once for 11 yards in playoff game vs. Redskins.

**COLLEGIATE, PERSONAL:** Finished brilliant Florida career as school's all-time leading rusher (3,234 yards)... Gained 1,034 yards as senior finishing second to Auburn's Bo Jackson in conference... Best games as senior were vs. Tennessee (160 yards) and Mississippi State (134 yards)... All-time Gator TD leader with 32; 30 of them rushing... 1st on all-purpose list (3,785), 100-yard games (14)... 5.1 career rushing average ties for 4th in SEC history... Earned all-American honors as senior, all-SEC honors final three seasons... 916-yard junior campaign included 178 yards on 23 carries vs. Tennessee... Also led team in rushing as sophomore with 835 yards setting UF record for sophomore yards... Emerged as star late in freshman season gaining 403 yards and 6 TD's in final three games of season... First collegiate start vs. Kentucky rushed for 197 yards on 33 carries and 3 TD's... All-State at Graceville HS rushing for 1,200 yards, 22 TD's as senior... Won 100, 220 and high jump at state track meet... Member of FCA... Student Senator for the Florida Student Government... PR/Journalism major who aspires to own PR firm in future... Hobbies include basketball, tennis, golf and racing remote control cars... Devotes considerable amount of free time to charitable causes... Involved with United Way in Chicagoland area, "Say No to Drugs" campaign, American Cancer Society, Brian Piccolo Cancer Research, Better Boys Foundation, Misericordia, Lambs Farm and March of Dimes... Given name Charles Neal Anderson... Single... Resides in Lake Bluff, IL.



## ANDERSON

### Anderson's Pro Stats

Year/Club	Rushing					Receiving					Games/ Starts
	No	Yds	Avg	LG	TD	No	Yds	Avg	LG	TD	
1988 Bears	249	1106	4.4	80	12	39	371	9.5	36	0	16/16
1987 Bears	129	586	4.5	38	3	47	467	9.9	59	3	11/11
1986 Bears	35	146	4.2	23	0	4	80	20.0	58	1	14/1
<b>Totals</b>	<b>413</b>	<b>1838</b>	<b>4.5</b>	<b>80</b>	<b>15</b>	<b>90</b>	<b>918</b>	<b>10.2</b>	<b>59</b>	<b>4</b>	<b>41/28</b>
<b>Playoffs</b>											
1988	28	113	4.0	23	1	6	37	6.2	13	0	2/2
1986	1	11	11.0	11	0	0	0	0.0	0	0	1/0
<b>Career</b>	<b>29</b>	<b>124</b>	<b>4.3</b>	<b>23</b>	<b>1</b>	<b>6</b>	<b>37</b>	<b>6.2</b>	<b>13</b>	<b>0</b>	<b>3/2</b>

### Anderson's Single Game Highs

Most Rushes: 24 vs. Dolphins (9/4/88)

Most Yards, Receiving: 102 at Green Bay,

Most Yards, Rushing: 139 vs. Packers  
(11/27/88)

5 catches (11/8/87)

Long Catch: 59 yards at Green Bay (11/8/87)

Long rush: 80 vs. Packers (11/27/88)

Most Catches: 7 at Tampa Bay (10/25/87) at  
Denver (11/16/87)

### ANDERSON RUSHING GAME-BY-GAME

1986

DATE	OPPONENT	ATT	YDS	LONG	TD
9/7	CLEVELAND	DID NOT PLAY			
9/14	PHILADELPHIA	DID NOT PLAY			
9/22	@ GREEN BAY	1	3	3	0
9/28	@ CINCINNATI	6	23	23	0
10/5	MINNESOTA	4	8	4	0
10/12	@ HOUSTON	3	8	8	0
10/19	@ MINNESOTA	0	0	0	0
10/26	DETROIT	0	0	0	0
11/3	LA RAMS	1	7	7	0
11/9	@ TAMPA BAY	1	1	1	0
11/16	@ ATLANTA	0	0	0	0
11/23	GREEN BAY	0	0	0	0
11/30	PITTSBURGH	3	20	11	0
12/7	TAMPA BAY	5	33	14	0
12/15	@ DETROIT	2	13	9	0
12/21	@ DALLAS	9	30	7	0
<b>POST-SEASON</b>					
1/3	WASHINGTON	1	11	11	0



## ANDERSON

DATE	OPPONENT	1987			
		ATT	YDS	LONG	TD
9/14	NY GIANTS	13	62	18	0
9/20	TAMPA BAY	16	117	36	1
10/25	@ TAMPA BAY	6	52	38	1
11/1	KANSAS CITY	17	59	18	0
11/8	@ GREEN BAY	13	22	8	0
11/16	@ DENVER	11	44	11	0
11/22	DETROIT	13	67	16	1
11/29	GREEN BAY	13	22	9	0
12/6	@ MINNESOTA	13	75	14	0
12/14	@ SAN FRANCISCO	10	47	12	0
12/20	SEATTLE	4	9	9	0
12/27	@ LA RAIDERS	..... DID NOT PLAY — KNEE .....			
POST-SEASON 1/10	WASHINGTON	..... DID NOT PLAY — KNEE .....			

DATE	OPPONENT	1988			
		ATT	YDS	LONG	TD
9/4	MIAMI	24	123	15	2
9/11	@ INDIANAPOLIS	19	82	18	0
9/18	MINNESOTA	8	12	11	0
9/25	@ GREEN BAY	20	105	45	2
10/2	BUFFALO	15	24	5	0
10/9	@ DETROIT	14	70	18	0
10/16	DALLAS	9	51	22	0
10/24	SAN FRANCISCO	16	62	13	0
10/30	@ NEW ENGLAND	18	87	30	0
11/6	TAMPA BAY	7	7	6	1
11/13	@ WASHINGTON	16	85	50	1
11/20	@ TAMPA BAY	19	66	17	2
11/27	GREEN BAY	17	139	80	2
12/5	@ LA RAMS	14	48	9	0
12/11	DETROIT	11	23	5	0
12/19	@ MINNESOTA	22	122	51	1
POST-SEASON 12/31	PHILADELPHIA	14	54	23	1
1/8	SAN FRANCISCO	14	59	16	0

## RETIRED NUMBERS

3	..... RB-T Bronko Nagurski	42	..... QB Sid Luckman
5	..... RB George McAfee	56	..... E Bill Hewitt
7	..... E George Halas	61	..... LB Bill George
28	..... RB Willie Galimore	66	..... C Bulldog Turner
34	..... RB Walter Payton	77	..... RB Red Grange
41	..... RB Brian Piccolo		



## BECKER

79



### KURT BECKER

Guard/Tackle—Michigan—8th Year

Ht: 6-5—Wt: 280

Born: 12/22/58—Aurora, IL

Acquisition: Selected in 6th round (150th player) of 1982 draft.

**1988 SEASON:** Saw reserve duty in all 18 games at both guard spots. . . Played three quarters of season finale at Minnesota (12/19) after injury to Bortz. . . Has experience at both guard and tackle. . . Versatile and dependable player who has 35 career starts. **GAMES PLAYED: 16 GAMES STARTED: 0**

**PRO CAREER: 1987** — Played a reserve role in first 11 union games before starting season finale at Los Angeles (12/27) at right guard. . . Start vs. Raiders was only 2nd start since week 3 of '85 campaign. . . Alternated with Thayer and Bortz in guard-rotation system. . . **1986** — Saw playing time at both guard spots. . . Started vs. Vikings (10/5) for injured Bortz. . . Replaced an injured Van Horne at RT in season opener vs. Browns (9/7). . . Received considerable playing time at both tackle positions during pre-season. . . **1985** — Started first 3 games before injuring right knee at Minnesota (9/19). . . Subsequently had knee surgery (10/1) and placed on IR for remainder of season. . . **1984** — Starter at RG all 16 games after missing pre-season with hyperextended foot. . . **1983** — Emerged as starter early in season, starting final 14 games. . . **1982** — Played in final five games after spending first two games on inactive list.

**COLLEGIATE, PERSONAL:** All-America and Lombardi Trophy semi-finalist at Michigan. . . Part of offensive line at Michigan that sent all five players to NFL. . . Entered Michigan at 216 pounds. . . Redshirted in '77. . . Three-sport standout at Aurora (IL) East High. . . Has degree in business communications. . . Avid hunter. . . Wife (Gloria). . . Makes year-round residence in Lincolnshire, IL.

#### Becker's Pro Stats

Games/Starts: 81/35 —

1982 (5/0); 1983 (16/14); 1984 (16/16); 1985 (3/3); 1986 (13/1); 1987 (12/1); 1988 (16/0)

Playoffs: 6/2 —

1984 (2/2); 1985 (0/0); 1986 (1/0); 1987 (1/0); 1988 (2/0)



## BORTZ

### MARK BORTZ

Guard—Iowa—7th Year

Ht: 6-6—Wt: 270

Born: 2/12/61—Pardeeville, WI

Acquisition: Selected in 8th round (219th player) of 1983 draft.



62

**1988 SEASON:** Played in first Pro Bowl of career (first alternate), substituting for injured Bill Fralic of Falcons. . . First Bear "guard" since Stan Jones in 1952 to play in Pro Bowl. . . Started all 16 games and has now started 68 of last 70 games. . . Earned game ball after aiding 418 yard offensive effort at Washington (11/13). . . Replaced in first quarter at Minnesota (12/19) after suffering thigh bruise. **GAMES PLAYED:** 16 **GAMES STARTED:** 16

**PRO CAREER:** **1987** — Started all 12 union games at left guard. . . **1986** — Started 15 games, missing game vs. Vikings (10/5) with strained knee. . . Caught deflected pass for 8 yards vs. Lions (10/26). . . Game ball vs. Bucs (12/7) after team had season-high 245 yards rushing. . . **1985** — Started all 19 games. . . **1984** — Missed one game, vs. Vikings (10/28) with sprained ankle. . . **1983** — Played in all 16 games as back-up. . . Projected as offensive lineman by Bears' personnel chief Bill Tobin coming out of college. . . Year round weight lifter at Halas Hall.

**COLLEGIATE, PERSONAL:** All-Big Ten performer at Iowa as defensive tackle. . . Played in East-West Shrine game. . . Had 231 tackles, 126 solos, 1 forced fumble, 6 fumbles recovered, 8 pass deflections, 1 blocked kick. . . Made several all-America teams as senior. . . All-state in football and basketball as prep. . . Active outdoorsman who enjoys hunting and fishing. . . Grew up in Pardeeville, WI with 8 brothers and sisters. . . General studies major. . . Married (Liza). . . Two sons (Benjamin and Simon Andrew). . . Given name Mark Steven Bortz. . . Resides in Vernon Hills, IL.

#### Bortz' Pro Stats

**Games/Starts:** 90/74 —

1983 (16/0); 1984 (15/15); 1985 (16/16); 1986 (15/15); 1987 (12/12); 1988 (16/16)

**Playoffs:** 9/9 —

1984 (2/2); 1985 (3/3); 1986 (1/1); 1987 (1/1); 1988 (2/2)

ALL HEAD-TO-HEAD SERIES IN THE NFC CENTRAL IN 1988 WERE SWEEPED BY ONE TEAM. THE LAST TIME THAT OCCURRED IN A COMPLETE SEASON WAS IN 1972 (AFC EAST).

**BOSO****86****CAP BOSO**

Tight End—Illinois—3rd Year

Ht: 6-3—Wt: 240

Born: 9/10/63—Kansas City, MO

Acquisition: Signed as free agent, 9/8/87.

**1988 SEASON:** Appeared in six regular season games as a reserve . . . Expected to compete for starting job but suffered pinched nerve in neck/shoulder during training camp and was placed on injured reserve (8/31) . . . Activated (11/11) and alternated with Jim Thornton . . . Caught 6 passes in final six weeks including season-high 3 for 25 yards vs. Lions (12/11) . . . Had 2 catches vs. Packers (11/27) and vs. Eagles (12/31) in playoff win . . . Strained left knee vs. Eagles and was inactive for NFC Championship game. **GAMES PLAYED: 6 GAMES STARTED: 0**

**PRO CAREER: 1987** — Finished season as team's 7th leading receiver with 17 catches for 188 yards . . . Joined team six days before season opener after being waived in final cutdown by St. Louis . . . Caught 15 passes in first four games following strike (10/25 to 11/22) . . . Caught 2 passes for 35 yards at Tampa Bay (10/25) in key touchdown drives . . . Next week vs. Chiefs (11/1), had first career TD in 4 rec. for 51-yard effort . . . Career-high 5 catches at Green Bay (11/8) . . . Also caught 6-yard TD at Denver (11/16) . . . **1986** — Signed by Cardinals (12/10) after roster spot opened due to injury . . . Originally was Pittsburgh's 8th round draft pick who was released in training camp . . . Played in final two games with Cardinals, but did not catch pass . . . Caught Bill Tobin's eye in '87 pre-season performance vs. Bears at Soldier Field.

**COLLEGIATE, PERSONAL:** AP 1st-team all-Big Ten as junior after catching 44 passes for 363 yards and one TD . . . Had 35 catches for 369 yards, 4 TD's as senior . . . All-America Junior College performer at Joliet (IL) JC before transferring to Illinois . . . Prepped at Bishop Chatard High in Indianapolis . . . First name is Casper . . . Single . . . Resides in Libertyville, IL.

**Boso's Pro Stats**

Year/Club	Receiving			LG	TD	Games/Starts
	No	Yds	Avg			
1988 Bears	6	50	8.3	15	0	6/0
1987 Bears	17	188	11.1	31	2	12/0
1986 Cards	0	0	0.0	0	0	2/0
<b>Career</b>	<b>23</b>	<b>238</b>	<b>10.3</b>	<b>31</b>	<b>2</b>	<b>20/0</b>
<b>Post-Season</b>						
1988	2	16	8.0	9	0	1/0
1987	3	19	6.3	10	0	1/0
<b>Career</b>	<b>5</b>	<b>35</b>	<b>7.0</b>	<b>10</b>	<b>0</b>	<b>2/0</b>

**Boso's Single Game Highs**

Most Catches: 5 at Green Bay (11/8/87)

Most Yards, Receiving: 51 vs. Chiefs; 4 rec (11/1/87)

Long Catch: 31 vs. Seahawks (12/20/87)



## BUTLER

### KEVIN BUTLER

Placekicker—Georgia—5th Year

Ht: 6-1—Wt: 200

Born: 7/24/62—Savannah, GA

Acquisition: Selected in 4th round (105th player) of 1985 draft.



6

**1988 SEASON:** Led club with 82 points to boost career total to 431 — 5th best in club annals. . . Made 15 of 19 field goal attempts, including 14 of last 15. . . Kicked two field goals in four different games. . . Game-winning 32-yard FG vs. Lions (12/11) with :04 left gave club NFC Central title. . . Season-long was 46-yard kick in first half of playoff game vs. Eagles (12/31). . . Made 37 of 38 PAT's with only miss coming in season opener (9/4). . . Season-high 10 points at Washington (11/13) on 2 FG's and 4 PAT's. . . Heads into '89 having made 31 of last 32 field goals inside 40 yards. **GAMES PLAYED:** 16

**PRO CAREER:** Career 6 of 7 in game-winning situations in last 3 minutes of regulation or overtime — only miss 55-yard attempt vs. Eagles (9/14/86); won game in OT. . . Bears all-time leader in FG accuracy, 73.8%. . . **1987** — Connected on 19 of 28 FG's and 28 of 30 PAT's for 85 points. . . Finished the season with streak of 19 consecutive field goals inside 40-yard line after making all 16 during season. . . Matched career-long field goal by kicking a 52-yarder in each game against Packers. . . Kick at Green Bay (11/8) from 52 yards was final play of game in 26-24 win. . . Had three other field goals at Green Bay in 14-point effort. . . Successful on 13 straight kicks (11/16 to 12/6). . . **1986** — Led NFC in scoring for 2nd straight season with 120 points after converting 28 of 41 FG's and 36 of 37 PAT's. . . Had four 11-point games, including a three-field goal game at Green Bay (9/22) where he kicked career-long 52-yard FG to turn 10-9 deficit into 12-10 lead. . . Set Bear mark with 18 consecutive FG's (9/14 - 11/16). . . Also broke George Blanda's team record by kicking at least one FG in 13 straight games (1985-86). . . Kicked game winning field goals in overtime vs. Eagles (9/14) and Steelers (11/30) from 23 and 42 yards, respectively. . . Also nailed 22-yarder at Detroit (12/15) with :04 remaining to give Bears 16-13 win. . . 12 of 13 misses came in four games (4 vs. Eagles, 3 at Atlanta, 3 vs. Steelers, 2 vs. Browns). . . Had streak of 24 consecutive FG's inside 40-yard line snapped vs. Eagles. . . Had career-high 5 touchbacks at Tampa (11/9). . . **1985** — Set NFL record for rookie in '85 by scoring 144 points breaking Gale Sayers' 1965 mark of 132. . . Hit 31 of 38 FG's and all 51 PAT's while earning all-rookie honors. . . Set club records for field goals, season (31); points, season (144); FG% season (81.6). . . Converted 28 of 29 kicks inside 40 as rookie. . . Kicked 4-FG's at Minnesota (9/19), at S.F. (10/13) and at Jets (12/14). . . Game ball recipient after 14-point performance at S.F. and after 4 for 4 effort against Jets. . . Longest pro attempt was 63-yarder in season opener (9/8/85) which was short. . . Made all 3 field goal attempts in Super Bowl XX.



## BUTLER

**COLLEGIATE, PERSONAL:** Consensus all-America at Georgia final two seasons . . . Made 77 of 98 FG's including 23 of 28 as senior . . . Set NCAA record for most games kicking two or more FG's (27) . . . Set SEC records for career points (353), career points by kicker (353), field goal attempts (98), field goals (77), and longest FG (60 yards vs. Clemson, 1984) . . . Three-time all-SEC choice and one of only 5 kickers in NCAA history to kick over 50 FG's and have accuracy mark of 75% or better (79%) . . . Only 50 of 184 kickoffs at Georgia were returnable . . . Special teams captain as junior and senior . . . 19 FG's as freshman is SEC record . . . All-state kicker at Redan (GA) High where he kicked six FG's over 50 yards . . . Also played soccer and DB in football . . . Married (Cathy) . . . One daughter (Katie Scarlett) . . . One son (Andrew Joseph) . . . Involved in ownership of Chicago nightclub "Traffic Jam" . . . Involved with local Heart Association . . . Resides in Libertyville, IL.

### Butler's Pro Stats

Year/Club	1-19	20-29	30-39	40-49	50+	FG's	Pct	PAT's	Pts
1988 Bears	1-1	4-4	7-8	3-6	0-0	15-19	78.9	37-38	82
1987 Bears	0-0	11-11	5-5	1-6	2-6	19-28	67.8	28-30	85
1986 Bears	1-1	11-14	9-12	6-8	1-6	28-41	68.3	36-37	120
1985 Bears	2-2	13-13	13-14	3-6	0-3	31-38	81.8	51-51	144
<b>Career</b>	<b>4-4</b>	<b>39-42</b>	<b>34-39</b>	<b>13-26</b>	<b>3-15</b>	<b>93-126</b>	<b>73.8</b>	<b>152-156</b>	<b>431</b>
<b>Playoffs</b>									
1988	0-0	2-2	0-1	1-1	0-1	3-5	60.0	2-2	6
1987	0-0	1-1	0-0	0-1	0-0	1-2	50.0	2-2	5
1986	0-0	1-1	0-0	1-2	0-0	2-3	67.7	1-1	7
1985	0-0	3-4	1-2	0-1	0-0	4-7	57.1	11-11	23
<b>Career</b>	<b>0-0</b>	<b>7-8</b>	<b>1-3</b>	<b>2-5</b>	<b>0-1</b>	<b>10-17</b>	<b>58.8</b>	<b>16-16</b>	<b>46</b>

### Butler's Single Game Highs

Longest Field Goal: 52, three times  
 Most Points: 15 at Minnesota (9/19/85)  
 Most Field Goals: 4, four times

Most FG Att: 6, three times  
 Consecutive PAT string: 63 (1985 - 9/28/86)  
 Consecutive FG string: 18 (9/14 - 11/16/86)

### The Butler Breakdown

	Home	Road	Artificial	Grass	Indoors	Outdoors	Kickoffs/ Touchbacks
1988	5-8	10-11	4-5	11-14	3-3	12-16	65/9
1987	9-14	10-14	12-17	7-11	3-3	16-25	37/10
1986	13-23	15-18	20-30	8-11	5-5	23-36	83/18
1985	10-13	21-25	24-31	7-7	7-11	24-27	96/18
<b>Career</b>	<b>37-58</b>	<b>56-68</b>	<b>60-83</b>	<b>33-43</b>	<b>18-22</b>	<b>75-104</b>	<b>281/55</b>
	<b>(63.8)</b>	<b>(82.4)</b>	<b>(72.3)</b>	<b>(76.7)</b>	<b>(81.8)</b>	<b>(72.1)</b>	

Kevin Butler has led the Bears in scoring in each of the last four seasons.

He was the last rookie to lead the NFL in scoring with 144 points in 1985.



## CHAPURA

### DICK CHAPURA

Defensive Tackle—Missouri—2nd Year

Ht: 6-3—Wt: 280

Born: 6/15/64—Sarasota, FL

Acquisition: Selected in 10th round (278th player) of 1987 draft.



94

**1988 SEASON:** Played in all 18 games as a reserve and special teamer. . . Entered lineup when club employed five-man defensive front in 5-1-5 alignment. . . Also part of goal-line unit. . . Finished season with 13 tackles and 2 sacks. . . Had sack vs. Bills (10/2) and 1/2 sack vs. Dolphins (9/4) and at Detroit (10/9). . . Recorded 2 tackles in four different regular season games and playoff vs. 49ers (1/8). **GAMES PLAYED: 16 GAMES STARTED: 0**

**PRO CAREER: 1987** — Spent most of season on injured reserve after suffering knee injury in training camp. . . Activated 11/5 and played in two games, primarily on goal-line unit. . . Credited with 2 assists.

**COLLEGIATE, PERSONAL:** 2nd team all-Big Eight choice and honorable mention all-America as senior. . . Played in Blue-Gray, East-West and Senior bowls. . . Moved from offensive line to defensive line prior to junior season. . . Had 21 tackles vs. Nebraska in '85 to earn league player of week honors. . . Parks and Recreation Major. . . Father was his high school coach in Sarasota, FL, his off-season home. . . Single.

#### Chapura's Pro Stats

Year/Club	Int/	Tkls/	Fum	Force	Pass	Blk	Sack	Games/ Starts
	Yds	Solo	Rec	Fum	Def	Kick	Yds	
1988 Bears	0/0	13/12	0	0	0	0	2/26	16/0
1987 Bears	0/0	2/0	0	0	0	0	0/0	2/0
<b>Career</b>	<b>0/0</b>	<b>15/12</b>	<b>0</b>	<b>0</b>	<b>0</b>	<b>0</b>	<b>2/26</b>	<b>18/0</b>
<b>Playoffs</b>								
1988	0/0	2/0	0	0	0	0	0/0	2/0
<b>Career</b>	<b>0/0</b>	<b>2/0</b>	<b>0</b>	<b>0</b>	<b>0</b>	<b>0</b>	<b>0/0</b>	<b>2/0</b>

#### Chapura's Single Game Highs

Most Tackles: 2, four times  
Most Sacks: 1 vs. Bills (10/2)



## COVERT

74



### JIM COVERT

Offensive Tackle—Pittsburgh—7th Year

Ht: 6-4—Wt: 280

Born: 3/22/60—Conway, PA

Acquisition: Selected in 1st round (6th player) of 1983 draft.

**1988 SEASON:** Fought lower back problems most of the season, but started final six regular season games and both playoff tilts. . . Sprained lower back in the first practice of camp and had microscopic disc surgery on August 1. . . Inactive first two games before starting week 3 vs. Vikings (9/18). . . Did not play following two games before being placed on IR (10/4). . . Activated vs. Bucs (11/6) and played second and fourth quarters before returning to starting lineup the next week at Washington (11/13). . . Gradually returned to all-pro level of play by late season. **GAMES PLAYED: 8 GAMES STARTED: 6**

**PRO CAREER:** Has been offensive captain since 1984. . . **1987** — Started 9 games at left tackle despite battling season-long shoulder injury. . . Did not play three of last four games because of shoulder and ankle injury. . . Only start in four game span was at S.F. (12/14) when he left game early. . . Still earned all-NFL 2nd team honors by NEA; 1st team all-NFC by UPI. . . Played with harness most of season to keep shoulder intact. . . Had small fracture in left shoulder surgically repaired 1/15/88. **1986** — Started all 16 games at left tackle. . . Selected to 2nd consecutive Pro Bowl appearance as starter. . . Earned all-NFL honors from AP, PFWA, TSN, and UPI. . . Chosen Miller Lite / NFL Offensive Lineman of Year. . . Suffered hyperextended left elbow at Houston (10/12) and was forced to leave game in 3rd quarter following week at Minnesota. . . Had elbow surgery following season. . . **1985** — Consensus all-pro choice and earned first Pro Bowl appearance. . . Started 15 games missing game vs. Redskins (9/29) due to lower back spasms. . . **1984** — Earned all-pro, all-NFC honorable mention. . . **1983** — Consensus all-rookie selection (Football Digest, PFW, UPI).

**COLLEGIATE, PERSONAL:** Lombardi Trophy semi-finalist and two-time all America at Pittsburgh. . . Allowed 3 sacks total as sophomore and junior and none as senior. . . Redshirted in '79. . . Played in Senior and Hula bowls. . . Teammate of Dolphins QB Dan Marino and stood up in his wedding in January '85. . . Three-year letterman and captain of both football and wrestling as prep at Freedom (PA) High. . . English major who lists Twain, Melville, Hemingway and Malamud among favorite authors. . . Donated \$25,000 to Brian Piccolo Cancer Fund after winning NFL Miller Lite Offensive Lineman of the Year award following '86 season. . . United Way Spokesman also involved in FCA, St. Joseph Hospital, March of Dimes and Boys Club of America. . . Piccolo award winner as rookie. . . Married (Penny). . . One son (Casey). . . One daughter (Jessica). . . Given name James Paul Covert. . . Makes residence in Lake Forest, IL.

#### Covert's Pro Stats

**Games/Starts:** 80/78 — 1983 (16/16); 1984 (16/16); 1985 (15/15); 1986 (16/16); 1987 (9/9); 1988 (8/6)

**Playoffs:** 9/9 — 1984 (2/2); 1985 (3/3); 1986 (1/1); 1987 (1/1); 1988 (2/2)



## DAVIS

### WENDELL DAVIS

Wide Receiver—LSU—2nd Year

Ht: 5-11—Wt: 188

Born: 1/3/66—Shreveport, LA

Acquisition: Selected in 1st round (27th pick) of 1988 draft.



82

**1988 SEASON:** Split time with Dennis Gentry at wide receiver. . . Finished 6th on club in receiving yards (220) and 7th in catches (15). . . Had 3 catches for 36 yards at Indianapolis (9/11), including 11-yard grab on key 3rd down play to continue game-winning touchdown drive. . . Had 2 catches vs. Bucs (11/6), vs. Packers (11/27) and vs. Lions (12/11). . . Returned 3 punts for 17 yards replacing an injured McKinnon at New England (10/30). **GAMES PLAYED: 16 GAMES STARTED: 1**

**COLLEGIATE, PERSONAL:** First-team all-America selection by Sporting News, Kodak, Football News and College and Pro Football Weekly. . . Caught 72 passes for 993 yards (13.8 avg.) and 11 TD's as senior. . . Career totals of 183 catches for 2,708 yards broke Eric Martin's (1981-84) school records of 153 and 2,625. . . Top games as senior included 8 catches for 102 yards vs. Florida, 11 for 128 vs. Georgia and 6 for 133, 3 TD's vs. Mississippi. . . Caught 9 for 132 and 3 TD's as offensive MVP in win over South Carolina in Gator Bowl. . . First-team all-America and all-SEC as junior after catching 80 passes for 1,244 yards (15.6 avg.) and 11 TD's. . . Set school single game record for receptions vs. Mississippi on 14 catches for 208 yards and TD. . . Had 9 catches in two other games. . . Caught 31 passes as sophomore starter. . . All-conference receiver at Fair Park in Shreveport, also played quarterback. . . Physical education major. . . Childhood hero was Drew Pearson. . . Hobbies include playing basketball and listening to music. . . Single. . . Resides in Shreveport, LA.

#### Davis' Pro Stats

Year/Club	Receiving					Rushing					Punt Returns					Games/ Starts
	No	Yds	Avg	LG	TD	No	Yds	Avg	LG	TD	No	Yds	Avg	LG	TD	
1988 Bears	15	220	14.7	36	0	1	3	3.0	3	0	3	17	5.7	13	0	16/1
<b>Career</b>	<b>15</b>	<b>220</b>	<b>14.7</b>	<b>36</b>	<b>0</b>	<b>1</b>	<b>3</b>	<b>3.0</b>	<b>3</b>	<b>0</b>	<b>3</b>	<b>17</b>	<b>5.7</b>	<b>13</b>	<b>0</b>	<b>16/1</b>
<b>Playoffs</b>																
1988	1	11	11.0	11	0	0	0	0.0	0	0	0	0	0.0	0	0	2/0
<b>Career</b>	<b>1</b>	<b>11</b>	<b>11.0</b>	<b>11</b>	<b>0</b>	<b>0</b>	<b>0</b>	<b>0.0</b>	<b>0</b>	<b>0</b>	<b>0</b>	<b>0</b>	<b>0.0</b>	<b>0</b>	<b>0</b>	<b>2/0</b>

#### Davis' Single Game Highs

Most Catches: 3 at Indianapolis (9/11/88)

Most Yards, Receiving: 36 at Indianapolis; vs. Cowboys (10/16/88)

Long Catch: 36 vs. Cowboys (10/16/88)



## DENT

95



### RICHARD DENT

Defensive End—Tennessee State—7th Year

Ht: 6-5—Wt: 265

Born: 12/13/60—Atlanta, GA

Acquisition: Selected in 8th round (203rd player) of 1983 draft.

**1988 SEASON:** Was enjoying another all-pro season before suffering fractured left fibula in 3rd quarter vs. Packers (11/27) . . . Placed on injured reserve (12/2) and did not return . . . Still finished second on club with 105 sacks . . . Led Bears with 3 forced fumbles . . . Also had a fumble recovery, two pass deflections and 61 tackles to finish 9th on the club . . . Turned in two-sack performances vs. Bills (10/2), 49ers (10/24) and Washington (11/13) . . . Career-high 13 tackles at New England (10/30). **GAMES PLAYED: 13 GAMES STARTED: 13**

**PRO CAREER:** Has 10+ sacks each of last five seasons . . . **1987** — Finished 2nd in NFL with 13.5 sacks . . . Had 4.5 sacks in season-finale at LA Raiders (12/27) - the most by any NFL player in a 1987 game . . . Also led team with 4 forced fumbles . . . Started all 12 union games at right end . . . Earned game ball after registering 2 sacks vs. Lions (11/22) . . . Also had pair of sacks at Tampa (10/25) where he caused two fumbles . . . Season high 6 tackles vs. Chiefs (11/1) . . . **1986** — Started 14 games, substituting vs. Eagles (9/14) and missing game vs. Vikings (10/5) with sore back . . . Had four games with 2 sacks at Green Bay (9/22), at Tampa (11/9), vs. Packers (11/23) and at Dallas (12/21) . . . Earned game ball at Green Bay when he caused fumble and had four tackles in addition to sacks . . . 7 tackles, forced fumble and 2 sacks earned game ball at Tampa; 5 tackles, 2 deflected passes and 2 sacks earned game ball vs. Packers (11/23) . . . 75 of his sacks came in last 7 games of season . . . **1985** — Led NFL with 17 sacks while earning AP and PFWA first-team all-NFL honors; also all-NFC by UPI, Football News . . . Named MVP of Super Bowl XX after 1.5 sacks, 2 forced fumbles and 3 tackles . . . Had 4.5 sacks and 8.5 tackles in playoff wins over Giants and Rams . . . Also had only 2 interceptions of career, returning one 1-yard for TD at Dallas (11/17) . . . Selected to Pro Bowl . . . **1984** — Started final 10 games of '84 and finished as NFC sack leader with 17.5 . . . Had 3 sacks in first Pro Bowl appearance . . . Honored as NFC defensive player of week following 4.5 sacks, 7 tackles and 1 fumble recovery vs. Raiders (11/4) . . . His 17.5 sacks are club record for season . . . UPI all-NFC; 2nd team AP all-NFL . . . Had 3 sacks in playoff win at Washington (12/30) . . . **1983** — Made first pro start vs. Philadelphia (11/13) and contributed 4 tackles and 1 assist . . . Awarded game ball vs. San Francisco (11/27) after 2 tackles and sack in reserve role.

**COLLEGIATE, PERSONAL:** Set Tennessee State record with 39 career sacks . . . College stats: 158 total tackles, 72 solos, 6 fumble recoveries . . . Weighed just 235 as senior, but Bears' personnel chief Bill Tobin regarded him as "best pure pass rusher" in '83 crop . . . Underwent dental work after being drafted by Bears which improved eating habits and ultimately helped him gain weight . . . All-State at Atlanta's Murphy High . . . Hobbies include racquetball, tennis, swimming, horseback riding . . . Part-owner of men's clothing store in Chicago . . . Commercial arts major . . . Single . . . Given name is Richard Lamar Dent.



## DOUGLASS

### Dent's Pro Stats

Year/Club	Int/	Tkls/	Fum	Force	Pass	Blk	Sack/	Games/
	Yds	Solo	Rec	Fum	Def	Kick	Yds	Starts
1988 Bears	0/0	61/31	1	3	2	0	10.5/90	13/13
1987 Bears	0/0	34/18	1	4	3	0	13.5/94	12/12
1986 Bears	0/0	75/30	0	4	5	0	11.5/87	15/14
1985 Bears	2/10	38/33	2	7	8	0	17/133.5	16/16
1984 Bears	0/0	39/31	1	4	1	0	17.5/140.5	16/10
1983 Bears	0/0	12/9	0	1	0	1	3/28	16/3
<b>Career</b>	<b>2/10</b>	<b>259/152</b>	<b>5</b>	<b>23</b>	<b>19</b>	<b>1</b>	<b>73.0/573</b>	<b>88/68</b>
<b>Playoffs</b>								
1987	0/0	2/0	0	0	0	0	1/7	1/1
1986	0/0	3/2	0	0	0	0	.5/4	1/1
1985	0/0	12/10	0	4	2	0	6/61	3/3
1984	0/0	7/4	0	0	2	0	3/23	2/2
<b>Career</b>	<b>0/0</b>	<b>24/6</b>	<b>0</b>	<b>4</b>	<b>4</b>	<b>0</b>	<b>10.5/95</b>	<b>7/7</b>

### Dent's Single Game Highs

Most Tackles: 13 at New England (10/30/88)

Most Solos: 7 vs. Raiders (11/4/84)

Most Sacks: 4.5 vs. Raiders (31 yards) (11/4/84) at LA Raiders (27 yards) (12/27/87)

## MAURICE DOUGLASS

Safety—Kentucky—4th Year

Ht: 5-11—Wt: 200

Born: 2/12/64—Trotwood, Ohio

Acquisition: Selected in 8th round (222nd player) of 1986 draft.



# 37

**1988 SEASON:** Versatile defensive back who has played every position in secondary. . . Started 9 games - 8 at free safety and one at strong safety. . . First three starts were for injured Gayle and Duerson, before earning starting FS spot for final six weeks of regular season and playoffs. . . Did not play at Detroit (10/9) after injuring right knee previous week vs. Bills (10/2). . . Finished 6th on team and 2nd among DB's in tackles with 76 stops. . . 3rd on team with 11 passes defended and 2nd on club with 2 fumble recoveries. . . Best outing was at Tampa Bay (11/20) with 11 tackles, fumble recovery and interception (29-yard return). . . Also involved in 11 tackles at Los Angeles Rams (12/5); 10 stops vs. Cowboys (10/16). . . Key interception and 47-yard return sealed win over Eagles in playoffs (12/31). **GAMES PLAYED: 15 GAMES STARTED: 9**



## DOUGLASS

**PRO CAREER: 1987** — Played reserve/special teams role first six games - inserted as "nickel" back for next five games - then made first pro start at left cornerback in season finale at Los Angeles (12/27) . . . Also started playoff game vs. Redskins at cornerback . . . Had an interception vs. Packers (11/29) and at LA (12/27) . . . Also had 5 tackles at LA . . . **1986** — Rejoined the team on 11/25 after being waived in final cutdown on 9/1 . . . Played in final four games of season plus playoff game . . . Saw most of his action on special teams . . . Had 3 solos vs. Bucs (12/7) playing safety.

**COLLEGIATE, PERSONAL:** Started all 11 games as senior and was 2nd on team with 3 interceptions . . . Emerged as starter in third game of junior season . . . Transferred from Coffeyville College (Kansas) where he was a 1st-team Grid Wire All-America and member of national and bowl championship team . . . Works as ecadysiast in Ohio during off-season . . . Hobbies include basketball, bowling, movies and fast cars . . . Single . . . Given name Maurice Gerard Douglass.

### Douglass' Pro Stats

Year/Club	Interceptions				Tkls/ Solo	Fum		Pass		Blk Kick	Sack/ Yds	Games/ Starts
	No	Yds	LG	TD		Rec	Fum	Def	Def			
1988 Bears	1	29	29	0	76/43	2	0	11	0	0/0	15/9	
1987 Bears	2	0	0	0	13/10	0	0	3	0	0/0	12/1	
1986 Bears	0	0	0	0	4/0	0	0	0	0	0/0	4/0	
<b>Career</b>	<b>3</b>	<b>29</b>	<b>29</b>	<b>0</b>	<b>93/53</b>	<b>2</b>	<b>0</b>	<b>14</b>	<b>0</b>	<b>0/0</b>	<b>31/10</b>	
<b>Post-Season</b>												
1988	1	47	47	0	7/1	0	0	2	0	0/0	2/2	
1987	0	0	0	0	2/1	0	0	0	0	0/0	1/1	
1986	0	0	0	0	0/0	0	0	0	0	0/0	1/0	
<b>Career</b>	<b>1</b>	<b>47</b>	<b>47</b>	<b>0</b>	<b>9/2</b>	<b>0</b>	<b>0</b>	<b>2</b>	<b>0</b>	<b>0/0</b>	<b>4/3</b>	

### Douglass' Single Game Highs

Most Tackles: 11 at Tampa Bay (11/20/88); Most Interceptions: 1, three times  
at LA Rams (12/5/88) Most Deflections: 3 at LA Rams (12/5/88)  
Most Solos: 8 at LA Rams (12/5/88)

## THANKSGIVING DAY GAMES

### Bears 7-5

11/29/34 Bears 19, Lions 16  
11/28/35 Lions 14, Bears 2  
11/26/36 Lions 13, Bears 7  
11/28/37 Bears 13, Lions 0  
11/24/38 Lions 14, Bears 7  
11/24/47 Bears 34, Lions 14

11/24/49 Bears 28, Lions 7  
11/26/64 Bears 27, Lions 24  
11/24/77 Bears 31, Lions 14  
11/22/79 Lions 20, Bears 0  
11/27/80 Bears 23, Lions 17 (OT)  
11/26/81 Cowboys 10, Bears 9



## DUERSON


### DAVE DUERSON

Safety—Notre Dame—7th Year

Ht: 6-1—Wt: 208

Born: 11/28/60—Muncie, IN

Acquisition: Selected in 3rd round (64th player) of 1983 draft



22

**1988 SEASON:** Made 4th consecutive trip to Pro Bowl. . . Second on club with 105 tackles, including season-high of 13 at New England (10/30) . . . Had an interception on Monday night games vs. 49ers (10/24) and at Los Angeles Rams (12/5) . . . Stopped Roger Craig on 4th and 2 in final minutes to preserve 10-9 win vs. 49ers. . . Also finished with six passes defended and one sack. . . Bruised kidney at Detroit (10/9) and did not play following week vs. Cowboys (10/16) - first miss of pro career. . . Had 12 tackles and forced fumble at Tampa (11/20) . . . Recorded 8 tackles in two playoff games. **GAMES PLAYED: 15 GAMES STARTED: 15.**

**PRO CAREER: 1987** — Earned third straight Pro Bowl berth as starter. . . Started all 12 union games - 11 at free safety and season finale (12/27) at strong safety. . . Finished season as team's leading tackler (116) and interceptor (3) . . . Had career-high 19 tackles in 20-3 win over Tampa Bay (9/20) . . . Had 13 stops at S.F. (12/14) and had 10 tackles in four other games. . . Caused fumble and had sack at Tampa Bay (10/25) . . . 2 sacks led Bear DB's. . . **1986** — All-pro choice by PFWA, TSN, PFW and all-NFC by UPI. . . 6 interceptions were second on club - had team high 23.2 yards on int. returns. . . Had 7 sacks to lead NFL defensive backs. . . Had 4 interceptions, 6 passes defended and 3 sacks in first six games of season. . . Intercepted pass in four straight games (9/14-10/5) . . . **1985** — Led NFC strong safeties with 5 interceptions. . . Replaced Todd Bell, a Pro Bowl selection in '84 and holdout in '85, as starter. . . Started 15 games, missing game vs. Redskins (9/29) with pulled groin. . . Interception and forced fumble led to 10 second half points in 27-19 win at Tampa Bay (10/6) . . . **1984** — Served as team's "nickel" back and led special teams with 11 tackles. . . Made first career interception vs. Packers (12/9) . . . Played most of playoff game vs. 49ers (1/6/85) after injury to Les Frazier and recorded 5 tackles. . . **1983** — Started 6 of final 7 games at free safety after injury to Gary Fencik.

**COLLEGIATE, PERSONAL:** Four-year starter and two-time all-American at Notre Dame, setting school record with 256 career interception return yards on 12 thefts. . . Handled punt returns at ND, setting school mark with 103 for second best yardage total (869) . . . Captain and MVP in '82. . . Roommate of Tom Thayer as sophomore. . . All-America at Muncie (IN) Northside High. . . Voted 1987 Travelers NFL "Man of the Year" for numerous off-field contributions to society. . . Plays all brass instruments. . . Interested in politics, working in Indiana Senator Richard Lugar's Washington D.C. office in '82. . . Formed Damco Corporation in '83, a drug and alcohol awareness camp for youngsters. . . Part-time sportscaster for WGN radio; co-anchors WMAQ's "Sports Sunday". . . Married (Alicia) . . . Three sons (Chase Anthony, Tregg Russell and Brock Matthew) . . . Given name is David Russell Duerson.



## GAYLE

### Duerson's Pro Stats

Year/Club	Interceptions			TD	Tkl/s/		Fum		Pass		Blk	Sack/ Yds
	No	Yds	LG		Solo	Force	Def	Def	Kick			
1988 Bears	2	18	18	0	105/57	0	2	6	0	1/7		
1987 Bears	3	0	0	0	116/163	1	1	5	0	2/3		
1986 Bears	6	139	38	0	109/61	2	0	12	0	7/57		
1985 Bears	5	58	25	0	64/55	2	2	8	0	2/24		
1984 Bears	1	9	9	0	32/28	0	0	4	0	3/27		
1983 Bears	0	0	0	0	49/41	0	1	4	0	0/0		
<b>Career</b>	<b>17</b>	<b>224</b>	<b>38</b>	<b>0</b>	<b>405/305</b>	<b>5</b>	<b>6</b>	<b>39</b>	<b>0</b>	<b>15/118</b>		

### Kickoff

Returns	No	Yds	Avg	TD	Punt					
					Returns	No	Yds	Avg	TD	Games/Starts
1988	0	0	0.0	0	0	0	0	0	0	15/15
1987	0	0	0.0	0	1	10	10.0	0	0	12/12
1986	0	0	0.0	0	0	0	0.0	0	0	16/16
1985	0	0	0.0	0	6	47	7.8	0	0	15/15
1984	5	95	10.0	0	1	4	4.0	0	0	16/0
1983	3	66	22.0	0	0	0	0.0	0	0	16/6
<b>Career</b>	<b>8</b>	<b>161</b>	<b>20.1</b>	<b>0</b>	<b>8</b>	<b>61</b>	<b>7.6</b>	<b>0</b>	<b>0</b>	<b>90/64</b>

### Duerson's Single Game Highs

Most Tackles: 19, vs. Bucs (9/20/87)	Most Deflections: 4 vs. Minnesota (10/5/86)
Most Solos: 11 at Green Bay (12/4/83), vs. Bucs (9/20/87)	Most Sacks: 2 vs. Minnesota (10/5/86)
Most Interceptions: 1, seventeen times	Longest Kickoff Return: 26 vs. Dallas (9/30/84)
Longest Interception Return: 38 vs. Detroit (10/26/86)	

# 23



## SHAUN GAYLE

Safety—Ohio State—6th Year

Ht: 5-11—Wt: 193

Born: 3/8/62—Hampton, VA

Acquisition: Selected in 10th round (271st player) of 1984 draft after Bears gained rights from Cleveland Browns.

**1988 SEASON:** Started four games at free safety in injury riddled season . . . Made first start since rookie campaign in season-opener vs. Dolphins (9/4) but suffered hamstring pull in practice and missed next two games. . . Returned to lineup at Green Bay (9/25) and had six-tackles and key interception . . . Started next two games, but suffered fractured vertebrae (neck) in fourth quarter at Detroit (10/9) and spent remainder of season on injured reserve. . . Slated to start if he remains healthy. **GAMES PLAYED: 4 GAMES STARTED: 4.**



## GAYLE

**PRO CAREER: 1987** — Ankle injury kept him on IR until being activated 11/6. . . Played reserve role final eight games of season. . . Special teams captain. . . Inserted in passing situations as "nickel" back for the last six games. . . Returned an interception 20 yards for TD vs. Lions (11/22). . . Involved in three tackles vs. Packers (11/29) and at San Francisco (12/14). . . Had 2 tackles vs. Redskins in playoffs. . . **1986** — Played in all 16 games and made only interception vs. Steelers (11/30). . . Season-high 4 tackles vs. Bucs (12/7). . . Blocked punt vs. Packers (11/23) which was recovered by Gentry in end zone leading to 13-10 win. . . Forced fumble at Tampa (11/9) and recovered fumble in rematch (12/7). . . 11 special teams tackles ranked 4th on team. . . **1985** — Moved from cornerback to safety in '85 training camp. . . "Nickel" back and key special teamer. . . Game ball after blocking punt in season opener vs. Bucs (9/8). . . Scored Bears' first TD vs. Giants in playoffs (1/5/86) on 5-yard return after whiffed punt. . . **1984** — Started 6 games at cornerback as rookie after injuries to Richardson and Frazier. . . Made first pro interception in first start at St. Louis (10/14). . . Also had 4 tackles and blocked kick vs. Cards. . . Broke right ankle vs. Packers (12/9) and was placed on IR for final week of season and playoffs. . . Also suffered broken hand in pre-season game vs. Packers (8/11). . . Has 4 blocked kicks in career.

**COLLEGIATE, PERSONAL:** Three-year starter for Ohio State. . . Paced Buckeye secondary in tackles (74), passes defended (8) and forced fumbles (3) as senior while starting all 12 games. . . Had 60 tackles as junior including 2 for lost yardage. . . Also led team with 11 passes defended as junior. . . Had 4 interceptions in OSU career. . . All-state, all-America at Bethel (VA) High as RB/DB. . . Brother Jimmy was Buckeye standout RB from 1979-83. . . Hobbies include basketball, movies and music. . . Father is retired army officer. . . Operates "Fit by Five" pre-school in Highland Park and "Become a Star" recording studio in west suburbs. . . Plans on career in real estate. . . Single. . . Resides in Highland Park, IL.

Gayle's Pro Stats

Year/Club	Interceptions				Tkls/	Fum	Force	Pass	Blk	Sack/	Games/
	No	Yds	LG	TD	Solo	Rec	Fum	Def	Kick	Yds.	Starts
1988 Bears	1	0	0	0	22/11	0	0	4	0	0/0	4/4
1987 Bears	1	20	20	1	9/1	0	0	3	1	0/0	8/0
1986 Bears	1	13	13	0	14/9	1	1	2	1	0/0	16/0
1985 Bears	0	0	0	0	18/16	1	0	0	1	0/0	16/0
1984 Bears	1	-1	-1	0	19/14	0	0	7	1	0/0	15/6
<b>Career</b>	<b>4</b>	<b>32</b>	<b>20</b>	<b>1</b>	<b>82/51</b>	<b>2</b>	<b>1</b>	<b>16</b>	<b>4</b>	<b>0/0</b>	<b>59/10</b>

Playoffs

1988	Injured Reserve										
1987	0	0	0	0	2/0	0	0	0	0	0/0	1/0
1986	0	0	0	0	0/0	0	0	0	0	0/0	1/0
1985	0	0	0	0	2/2	0	1	2	0	0/0	3/0
1984	Injured Reserve										
<b>Career</b>	<b>0</b>	<b>0</b>	<b>0</b>	<b>0</b>	<b>4/2</b>	<b>0</b>	<b>1</b>	<b>2</b>	<b>0</b>	<b>0/0</b>	<b>5/0</b>


Gayle's Single Game Highs

Most Tackles: 7 at Detroit (10/9/88)  
 Most Solos: 4, three times  
 Most Interceptions: 1, four times



## GENTRY

29



### DENNIS GENTRY

Wide Rec./Kick Returner—Baylor—8th Year

Ht: 5-8—Wt: 186

Born: 2/10/59—Lubbock, TX

Acquisition: Selected in 4th round (89th player) of 1982 draft.

**1988 SEASON:** Turned in most productive season, finishing 3rd on club in catches (33) and receiving yards (486) - both career highs. . . Had 18 3rd down receptions, 13 converted to 1st down. . . NFC's 4th leading kickoff returner with 21.4 avg. on 27 returns. . . Career total of 117 kickoff returns is club record, surpassing Cecil Turner (108). . . Had career-high 6 catches for 97 yards vs. Bucs (11/6) followed by 5-catch, 116-yard performance at Washington (11/13). . . Key 35-yard TD catch at Indianapolis (9/11) sparked first start in two years. . . Started final 15 games of season, splitting time with Wendell Davis. . . Caught 5 passes for 56 yards and ran 58 yards for TD on reverse in win over Bills (10/2). **GAMES PLAYED: 16 GAMES STARTED: 15.**

**PRO CAREER: 1987** — NFL's second leading kickoff return specialist with 24.8 average on 25 returns. . . Named 1st-team all-NFL by PFWA; 1st-team all-NFC by Football News. . . Had 88-yard KOR for TD vs. Chiefs (11/1) after team fell behind 14-0 and ignited comeback win. . . Also caught 17 passes as third down receiver, including 38-yard TD pass from Tomczak in final seconds of 30-24 division-clinching win at Minnesota (12/6). . . Had 3 catches for 58 yards vs. Seahawks (12/20). **1986** — Led NFL in kickoff returns with 28.8 yard average on 20 returns - first Bear since Payton in '75 to lead NFL. . . Had 91-yard KOR for TD in season opener (9/7) vs. Browns to earn game ball. . . Returned three kicks for 127 yards in playoff loss to Redskins including returns of 60 and 48 yards. . . Had 84-yard return vs. Rams (11/3) on Monday Night Football. . . Started two games at WR vs. Eagles (9/14) and at Green Bay (9/22). . . Suffered ankle sprain at Green Bay and missed following game at Cincinnati (9/28). . . Caught 3 passes for 59 yards vs. Packers (11/23) in best receiving outing of season. . . Rushed for 103 yards on 11 carries in season including 29-yard run vs. Bucs (12/7). . . Also recovered blocked punt in endzone vs. Packers for Bears only TD in game. . . Tied with Gault for 2nd on team in total yards with 917 (rush, receiving and returns). **1985** — Averaged 25.9 yards on KOR's contributing to Bears' league-leading KOR unit. . . Earned game ball at Detroit (12/22) after returning kickoff 94 yards for TD. . . Returned punt on reverse 47 yards vs. Packers (10/21). . . WGN/Frito Lay "Unsung Hero of the Year" for Bears as voted on by Bears' announcers. . . Had 41-yard catch in playoff game vs. Giants. . . Two catches for 41 yards in Super Bowl XX. . . **1984** — Rushed for 37 yards on 4 carries at Detroit (12/16). . . Led team in KOR average with 19.0 per return. . . Led club with 18 special teams tackles. . . **1982** — 3rd on club in special teams tackles as rookie with 8.

**COLLEGIATE, PERSONAL:** 2nd leading rusher in Baylor history behind Walter Ambercrombie with 2,213 yards on 414 rushes and 14 TD's. . . Three-year starter after being redshirted in '78. . . Played in Senior Bowl. . . Has degree in physical education. . . All-South Plains at Lubbock (TX) Dunbar High. . . Single. . . Given name is Dennis Louis Gentry.



## HAMPTON

### Gentry's Pro Stats

Year/Club	Rushing					Receiving					Kickoff Returns					Games/ Starts
	No	Yds	Avg	LG	TD	No	Yds	Avg	LG	TD	No	Yds	Avg	LG	TD	
1988 Bears	7	86	12.3	58	1	33	486	14.7	45	3	27	578	21.4	51	0	16/15
1987 Bears	6	41	6.8	12	0	17	183	10.8	38	1	25	621	24.8	88	1	12/0
1986 Bears	11	103	9.4	29	1	19	238	12.5	41	0	20	576	28.8	91	1	15/2
1985 Bears	30	160	5.3	21	2	5	77	15.4	30	0	18	466	25.9	94	1	16/0
1984 Bears	21	79	3.8	22	1	4	29	7.3	13	0	11	209	19.0	33	0	16/0
1983 Bears	16	65	4.1	17	0	2	8	4.0	6	0	7	130	18.6	28	0	15/0
1982 Bears	3	25	8.3	9	0	1	9	9.0	9	0	9	161	17.9	23	0	9/0
<b>Career</b>	<b>94</b>	<b>559</b>	<b>5.9</b>	<b>58</b>	<b>5</b>	<b>81</b>	<b>1,030</b>	<b>12.7</b>	<b>45</b>	<b>4</b>	<b>117</b>	<b>2,741</b>	<b>23.4</b>	<b>94</b>	<b>3</b>	<b>99/17</b>

\* also 15 PR's for 77 yds. in '82

### Playoffs

1988	1	6	6.0	6	0	3	16	5.3	7	0	5	82	16.4	23	0	2/2
1987	2	5	2.5	3	0	3	43	14.3	24	0	2	74	37.0	49	0	1/0
1986	0	0	0.0	0	0	0	0	0.0	0	0	3	127	42.3	60	0	1/0
1985	6	23	3.8	8	0	3	82	27.3	41	0	1	22	22.0	11	0	3/0
1984	0	0	0.0	0	0	0	0	0.0	0	0	3	49	16.3	18	0	2/0
<b>Career</b>	<b>9</b>	<b>34</b>	<b>3.8</b>	<b>8</b>	<b>0</b>	<b>9</b>	<b>141</b>	<b>15.7</b>	<b>41</b>	<b>0</b>	<b>14</b>	<b>354</b>	<b>25.3</b>	<b>60</b>	<b>0</b>	<b>9/2</b>

### Gentry's Single Game Highs

Most Catches: 6 vs. Bucs (11/6/88)	Long Rush: 58 vs. Bills (10/2/88)
Most Yards, Receiving: 116 at Washington (11/13/88)	Most KOR's: 6 at New England (10/30/88)
Long Catch: 45 at Washington (11/13/88)	Most KOR Yards: 154 at New England (10/30/88)
Most Rushes: 8 at Baltimore (9/25/83)	Long KOR: 94 at Detroit (12/22/85)
Most Yards, Rushing: 58 vs. Bills (10/2/88)	

## DAN HAMPTON

Defensive Tackle—Arkansas—11th Year

Ht: 6-5—Wt: 270

Born: 1/19/57—Oklahoma City, OK

Acquisition: Selected in 1st round (4th player) of 1979 draft.

**99**

**1988 SEASON:** Started all 18 games at RT. . . Earned all NFL honors by Pro Football Weekly; all-NFC choice of UPI, Football News. . . Finished 3rd on club in sacks (9.5) and tackles (88). . . Had 2 sacks and 10 tackles vs. Cowboys (10/16). . . Season-high 12 tackles and PAT block at New England (10/30). . . Also knocked down three passes during season. . . Strong playoff performance included sack vs. Eagles and 8 tackles vs. 49ers. . . Underwent 8th knee operation (1/26/89) following season. . . Has played in more games (138) and has more starts (136) than any current Bear.

**GAMES PLAYED: 16 GAMES STARTED: 16.**



## HAMPTON

**PRO CAREER:** Earned trips to the Pro Bowl following '80, '82, '84 and '85 campaigns. . . 76.5 career sacks leads active Bears. . . Has missed just 10 games in career. . . **1987** — Started first five union games at left end before injuring knee at Green Bay (11/8) . . . Had arthroscopic surgery on left knee (11/12) and missed three games before returning at S.F. (12/14) . . . Started season-finales at LA Raiders (12/27) and playoff game at defensive tackle. . . Had 3.5 sacks in just 8 games, including 1.5 takedowns against Raiders. . . Season-high 7 tackles vs. Seahawks (12/20) . . . Blocked two field goals, including one vs. Chiefs (11/1) in three-point victory. . . **1986** — 1st-team all-NFL by NEA, 1st-team all-NFC by UPI; 2nd-team all-NFL by AP after another productive season. . . Team's second leading sacker with 9.5. . . Earned game ball after 3 sacks (including safety) and 7 tackles vs. Packers (11/23) . . . Involved in eight tackles at Minnesota (10/5) and vs. Steelers (11/30) . . . **1985** — Spent first half of season at RT before moving to LE for remainder of year. . . Recorded sack and fumble recovery in Super Bowl XX. . . Did not start at New York Jets (12/14) due to knee but came off bench to earn game ball with 2 tackles, pass defended and sack. . . Had 4 tackles and sack in NFC title win over Rams (1/12/86) . . . **1984** — Missed one start at LA Rams (11/11) with hyperextended knee. . . Tied career-high 11.5 sacks, 3rd on team. . . **1983** — Started just 11 games in injury-plagued season but still finished 4th on team with 5 sacks. . . **1982** — Selected to several all-pro teams. . . Named PFW NFL's defensive MVP. . . Led team in sacks with 7, second in tackles with 71 while starting all 9 games at DRE. . . **1980** — Led team in sacks (11.5) and defensive line in tackles (73) . . . **1979** — Had 2 sacks on Jaworski in '79 playoff loss to Eagles. . . Drafted behind LB Tom Cousineau (Browns), DT Mike Bell (Chiefs) and QB Jack Thompson in '79 draft. . . Bears obtained that pick plus TE Bobby Moore from Tampa Bay for DE Wally Chambers.

**COLLEGIATE, PERSONAL:** Capped off great Arkansas career by earning all-America honors and SWC Defensive Player of Year as senior. . . Four-year letterman, three-year starter and twice all-SWC. . . Had 18 sacks as senior. . . Played in Senior, Fiesta, Orange and Cotton bowls. . . Made 32 tackles behind line of scrimmage for Razorbacks. . . Prep all-America at Jacksonville (AR) High School after playing in school band until junior year. . . Grew up on 42-acre farm near Cabot (AR), and resides in Cabot in country home during off-season. . . Mother Joan (father deceased) still lives on farm. . . Nickname: Danimal. . . Married (Terry). . . Plays 6 instruments: bass guitar, classical guitar, drums, saxophone, piano and organ. . . Part owner of Chicago nightclub "Traffic Jam". . . Business major. . . Given name Daniel Oliver Hampton.

Hampton's Pro Stats

Year/Club	Int/ Yds	Tkts/ Solo	Fum Rec	Force Fum	Pass Def	Blk Kick	Sack/ Yds	Games/ Starts
1988 Bears	0/0	88/50	0	0	3	1	9.5/81	16/16
1987 Bears	0/0	30/16	1	0	2	2	3.5/18	8/8
1986 Bears	0/0	72/30	2	1	2	1	9.5/83	16/16
1985 Bears	0/0	32/26	3	2	4	0	5.5/43	16/15
1984 Bears	0/0	54/40	3	1	2	0	11.5/95	15/15
1983 Bears	0/0	47/40	0	0	4	1	5/27	11/11
1982 Bears	0/0	71/62	0	0	0	1	7/57	8/7
1981 Bears	0/0	68/56	0	1	4	0	9/77	16/16
1980 Bears	0/0	73/58	0	2	1	0	11.5/108.5	16/16
1979 Bears	0/0	70/48	2	1	3	0	4.5/28	16/16
<b>Career</b>	<b>0/0</b>	<b>605/426</b>	<b>11</b>	<b>8</b>	<b>25</b>	<b>6</b>	<b>76.5/617.5</b>	<b>138/136</b>



## HARBAUGH

### Playoffs

1988	14/1	0	0	0	0	1/4	2/2
1987	5/8	0	0	0	0	0	1/1
1986	7/3	0	1	0	0	0.5/4	1/1
1985	10/8	1	0	0	0	2/14	3/3
1984	10/6	0	0	1	0	2.5/18	2/2
1979	2/2	0	0	0	0	2/18	1/1
<b>Career</b>	<b>48/28</b>	<b>1</b>	<b>1</b>	<b>1</b>	<b>0</b>	<b>8/58</b>	<b>10/10</b>

### Hampton's Single Game Highs

Most Tackles: 16 at New Orleans (9/19/82)    Most Sacks: 3 (twice) vs. Saints (9/14/80);  
 Most Solos: 13 at New Orleans (9/19/82)    vs. Packers (11/23/86)

## JIM HARBAUGH

Quarterback—Michigan—3rd Year

Ht: 6-3—Wt: 205

Born: 12/23/63—Ann Arbor, MI

Acquisition: Selected in 1st round (26th player) of 1987 draft.



4

**1988 SEASON:** Appeared in 8 games, including two starts. . . Made first career start on Monday Night Football (12/5) at Los Angeles Rams and completed 11 of 30 for 108, 2 int., and gained 32 yards on six carries. . . Led club to 13-12 win following week vs. Lions with impressive 18 of 26 for 174 performance that included 4-yard TD run; engineered 55-yard drive in final 5:30 to set up game-winning field goal. . . Replaced injured Tomczak in 3rd quarter vs. Packers (11/27) and connected on 10 of 19 passes for 98 yards in 16-0 win. . . Played on kickoff coverage team in two games (10/16 and 10/24). **GAMES PLAYED: 8 GAMES STARTED: 2.**

**PRO CAREER: 1987** — Served as team's 3rd string quarterback. . . Held for FG/PAT's in first three union games. . . Saw action at quarterback in three games, including entire second half of game at S.F. (12/6) where he completed 8 of 11 for 62 yards. . . Completed 18 of 42 passes for 287 yards, 2 TD's and 1 int. in pre-season, including 65-yard TD pass to Ron Morris on first pro pass.

**COLLEGIATE, PERSONAL:** UPI Big Ten Conference offensive player of the year as senior. . . Set school single season passing marks for yardage (2,557) and completions (167). . . All-Big Ten first-team selection. . . Became first passer in Michigan history to pass for over 2,000 yards in a season as he completed 167 of 254 passes (65.8%) for 2,557 yards and 10 TD's. . . Finished 2nd in country in passing efficiency with a 157.0 rating and 15th in total offense with 2,685 yards. . . Also chosen academic all-Big Ten. . . Led NCAA as junior in passing efficiency while earning all-league honorable mention by AP and UPI. . . Completed 63.9% of passes as junior and threw 18 TD's — a school record for single-season. . . Won starting quarterback spot in spring ball prior to sophomore season and led UM to 3-1 start before suffering a broken arm vs. MSU which sidelined him for remainder of season. . . Outdueled Bernie Kosar and Miami in a 22-14 victory, completing 14 of 18 passes for 135 yards, including 45-yard TD strike. . . Redshirted in 1982. . .



## HILGENBERG

All-league choice in football, baseball and basketball at Palo Alto (CA) High where he threw for 2,093 yards and 34 TD's in 2 seasons. . . Averaged 19.8 points and 10.3 rebounds in basketball and batted .417 with 5-2 pitching mark in baseball as junior. . . Communications major with 3.06 GPA in post-graduate studies. . . Father Jack once served as a DB coach under Bo Schembechler at Michigan and is now head coach at Western Kentucky. . . Brother John is assistant at University of Cincinnati. . . Golf is among favorite hobbies. . . Single.


### Harbaugh's Pro Stats

Year/Club	Passing							Rushing				Games/		
	Att	Comp	Yds	Pct	LG	TD	Int	Rating	No	Yds	Avg	LG	TD	Starts
1988 Bears	97	47	514	48.5	56	0	2	55.9	19	110	5.8	19	1	8/2
1987 Bears	11	8	62	72.7	21	0	0	86.2	4	15	3.8	9	0	6/0
<b>Career</b>	<b>108</b>	<b>55</b>	<b>576</b>	<b>50.9</b>	<b>56</b>	<b>0</b>	<b>2</b>	<b>59.0</b>	<b>23</b>	<b>125</b>	<b>5.4</b>	<b>19</b>	<b>1</b>	<b>14/2</b>

### Harbaugh's Single Game Highs

Most Pass Attempts: 30 at Los Angeles Rams Long Pass: 54 yards at Washington (11/13/88); (12/5/88); 11 comp. to Ron Morris  
 Most Pass Completions: 18 vs. Lions Most Interceptions: 2 at Los Angeles Rams (12/11/88) 26 atts. (12/5/88)  
 Most Yards Passing: 174 vs. Lions (12/11/88) Most Yards Rushing: 36 vs. Lions (12/11/88)

63



## JAY HILGENBERG

Center—Iowa—9th Year

Ht: 6-2—Wt: 260

Born: 3/21/60—Iowa City, IA

Acquisition: Signed as free agent, 5/8/81.

**1988 SEASON:** Earned 4th consecutive trip to Pro Bowl as starter. . . All-NFL choice by AP, PFWA, Sporting News, Pro Football Weekly; all-NFC selection of UPI, Football News. . . Started all 16 regular season games and both playoffs. . . Has string of 84 consecutive starts, second on team to McMichael. . . Handles duties as FG/PAT center. . . **GAMES PLAYED: 16 GAMES STARTED: 16.**

**PRO CAREER: 1987** — Turned in outstanding season despite playing with dislocated right elbow and torn left rotator cuff. . . Both injuries required off-season surgery. . . Injury limited deep snapping but still managed to handle FG/PAT snaps on part-time basis. . . Earned third straight Pro Bowl appearance as starter. . . Consensus all-NFC choice. . . **1986** — Broke right hand at Detroit (12/15) but played remainder of season. . . Consensus all-NFC selection and Pro Bowler. . . **1985** — Second team all-pro choice by AP and NEA, all-NFC selection by PFW and UPI while earning first Pro Bowl appearance. . . **1984** — Started all 16 games plus playoffs. . . **1983** — Became starter midway through season replacing Dan Neal who he backed up for 2½ seasons. . . Made first pro start vs. Lions (10/30).



## JACKSON

**COLLEGIATE, PERSONAL:** All-Big Ten selection last two seasons at Iowa; also honorable mention all-America . . . Four-year letterman . . . Played in Blue-Gray, Hula and Japan Bowls . . . Nephew of former Vikings' linebacker Wally Hilgenberg . . . Father (Jerry) was all-American center at Iowa in 1950's; brother (Jim) preceded him as Hawkeye center and another brother (Joel) followed him at Iowa and now plays for New Orleans Saints . . . General Studies major . . . Community service work includes: Boys Hope, Brian Piccolo Cancer Research Foundation, American Heart Association, and United Way . . . Finalist for 1987 Miller-Lite/NFL offensive lineman of year award . . . Avid outdoorsman and golfer . . . Married (Lisa) . . . One daughter (Mara) . . . Given name Jay Walter Hilgenberg . . . Resides in Libertyville, IL.

### Hilgenberg's Pro Stats

**Games/Starts:** 117/84 — 1981 (16/0); 1982 (9/0); 1983 (16/8); 1984 (16/16); 1985 (16/16); 1986 (16/16); 1987 (12/12); 1988 (16/16)

**Playoffs:** 9/9 — 1984 (2/2); 1985 (3/3); 1986 (1/1); 1987 (1/1); 1988 (2/2)

## VESTEE JACKSON

Cornerback—Washington—4th Year

Ht: 6-0—Wt: 186

Born: 8/14/63—Fresno, CA

Acquisition: Selected in 2nd round (55th player) of 1986 draft.



24

**1988 SEASON:** Finished tied for 2nd in NFL with 8 interceptions - most by a Bear in one season since Roosevelt Taylor's 9 thefts in 1963. . . Started all 18 games at right corner. . . Named NFC Defensive Player of Week after 2 interceptions, 7 tackles and 3 passes defended at Washington (11/13) . . . Also had 2 interceptions at Indianapolis (9/11) . . . Had 46-yard interception return vs. Bucs (11/6) and 51-yard return vs. Eagles (12/31) in playoffs. . . Finished 2nd on club with 22 passes defended including career-high of 5 deflections vs. Bucs (11/6) . . . Has started last 36 regular season games - longest streak among defensive backs. **GAMES PLAYED:** 16 **GAMES STARTED:** 16.

**PRO CAREER:** 1987 — Started all 12 games at right cornerback; three others shared other CB spot. . . Tied for team lead with 12 passes defended. . . Led cornerbacks with 39 tackles, 19 solos. . . Only interception of season was vs. Bucs (9/20) . . . Had 8 tackles vs. Seahawks (12/20) . . . 1986 — Emerged as starter halfway through rookie campaign at right cornerback. . . Replaced Reggie Phillips in week 9 vs. Rams (11/3) after serving as back-up and special teamer first half of season. . . Tied for 4th on team with 3 interceptions. . . Had 1st career interception at Cincinnati (9/28) . . . Career-high 9 tackles including 6 solos, 1 interception, at Dallas (12/21) . . . Recovered fumble on overtime kickoff that led to game winning field goal vs. Eagles (9/14) . . . Had 5 tackles and interception at Tampa (11/9) . . . Registered only sack of season and caused fumble in playoff game vs. Redskins (1/3).



## JOHNSON

**COLLEGIATE, PERSONAL:** All-Pac Ten selection and team's most valuable DB as senior. . . 13 career interceptions ranks 3rd in Washington history. . . Co-captain as senior. . . Played in Hula Bowl. . . Led team in fumble recoveries final three seasons. . . Had 66-yard interception for TD vs. Arizona in '84; 34-yard return vs. USC and 25-yard return vs. BYU in '85. . . Three-sport star at Fresno (CA) H.S. . . Gained 1,300 yards as senior to earn all-league honors. . . Hobbies include golfing, fishing and collecting tropical fish. . . Aspires to be a real estate developer. . . Single. . . Lives in Seattle during off-season.

### Jackson's Pro Stats

Year/Club	Interceptions				Tkls		Fum Rec	Force Fum	Pass Def	Blk Kick	Sack Yds	Games/ Starts
	No	Yds	LG	TD	Solo	TD						
1988 Bears	8	94	46	0	62/40		0	0	22	0	0/0	16/16
1987 Bears	1	0	0	0	39/19		0	2	12	0	0/0	12/12
1986 Bears	3	0	0	0	38/24		0	0	4	0	0/0	16/8
<b>Career</b>	<b>12</b>	<b>94</b>	<b>46</b>	<b>0</b>	<b>139/83</b>		<b>0</b>	<b>2</b>	<b>38</b>	<b>0</b>	<b>0/0</b>	<b>44/36</b>
<b>Playoffs</b>												
1988	1	51	51	0	8/0		1	0	5	0	0/0	2/2
1987	0	0	0	0	2/2		0	0	0	0	0/0	1/1
1986	0	0	0	0	5/3		0	1	1	0	1/8	1/1
<b>Career</b>	<b>1</b>	<b>51</b>	<b>51</b>	<b>0</b>	<b>15/5</b>		<b>1</b>	<b>1</b>	<b>6</b>	<b>0</b>	<b>1/8</b>	<b>4/4</b>

### Jackson's Single Game Highs

Most Tackles: 9 at Dallas (12/21/86)

Most Solos: 6 at Dallas (12/21/86); vs. Cowboys (10/16/88)

Most Interceptions: 2, at Indianapolis (9/11/88); at Washington (11/13/88)

Long Interception: 46 yards vs. Bucs (11/6/88)

Most Deflections: 5 vs. Bucs (11/6/88)

# 92



## TROY JOHNSON

Linebacker—Oklahoma—2nd Year

Ht: 6-2—Wt: 236

Born: 11/10/64—Houston, TX

Acquisition: Selected in 5th round (133rd player) of 1988 draft.

**1988 SEASON:** Appeared in all 16 games including one start at New England (10/30) at RLB. . . Had 5 tackles against Pats. . . Replaced an injured Pruitt in 3rd quarter vs. 49ers (10/24) and had 2 tackles and key pass deflection on Niners final drive. . . Used as pass rusher in "nickel" defense in final three games. . . Had sack and 2 tackles in reserve role at Minnesota (12/19). . . Finished 2nd on club with 16 special teams tackles. . . Inactive for playoff game vs. Eagles (12/31), played special teams vs. 49ers (1/8) in NFC Title game. . . **GAMES PLAYED: 16 GAMES STARTED: 1.**



## JONES

**COLLEGIATE, PERSONAL:** Played outside linebacker/defensive end at OU... Earned all-Big Eight as senior after recording 74 tackles and 6 sacks... Second-team all-league as junior... Backed up Kevin Murphy (Bucs) as sophomore and had 37 tackles and 3 sacks... Prepped at Houston's Alief Hastings H.S.... Business Management major... Single... Resides in Highland Park, IL.

### Johnson's Pro Stats

Year/Club	Interceptions				Tkls Solo	Fum Rec	Force Fum	Pass Def	Blk Kick	Sack Yds	Games/ Starts
	No	Yds	LG	TD							
1988 Bears	0	0	0	0	9/7	0	0	1	0	1/6	16/1
Career	0	0	0	0	9/7	0	0	1	0	1/6	16/1
<b>Playoffs</b>											
1988	0	0	0	0	0/0	0	0	0	0	0/0	1/0
Career	0	0	0	0	0/0	0	0	0	0	0/0	1/0

### Johnson's Single Game Highs

Most Tackles: 5 at New England (10/30/88)  
 Most Solos: 4 at New England (10/30/88)  
 Most Sacks: 1 at Minnesota (12/19/88)

## DANTE JONES

Linebacker—Oklahoma—2nd Year

Ht: 6-1—Wt: 236

Born: 3/23/65—Dallas, TX

Acquisition: Selected in 2nd round (51st player) of 1988 draft.



# 53

**1988 SEASON:** Made only start vs. Cowboys (10/16) at RLB replacing injured Morrissey... Had 10 tackles, including six solos before suffering sprained left ankle in 4th quarter... Did not play following week vs. 49ers (10/24)... Appeared as reserve and special teamer in remaining 14 games and playoffs... Had 3 tackles vs. Vikings (9/18) and 2 at Los Angeles Rams (12/5)... Can play outside or middle linebacker. **GAMES PLAYED: 15 GAMES STARTED: 1.**

**COLLEGIATE, PERSONAL:** First-team all-Big Eight and conference Defensive Player of Year as senior... Had 118 tackles to pace unit that allowed just 82 points in 11 games... Also had three interceptions, five tackles for loss and sack... Split time at OLB as junior; defensive player of game in '87 Orange Bowl after 9 tackles, deflected pass and interception filling in for suspended Bosworth... Also split time as sophomore and had 71 tackles and two sacks... All-state linebacker at Dallas' Skyline H.S.... Political science major... Resides in Dallas... Single.



## KOZLOWSKI

### Jones' Pro Stats

Year/Club	Interceptions				Tkls		Fum	Force	Pass	Blk	Sack	Games/
	No	Yds	LG	TD	Solo	Rec	Fum	Def	Kick	Yds	Starts	
1988 Bears	0	0	0	0	16/10	0	0	0	0	0/0	15/1	
<b>Career</b>	<b>0</b>	<b>0</b>	<b>0</b>	<b>0</b>	<b>16/10</b>	<b>0</b>	<b>0</b>	<b>0</b>	<b>0</b>	<b>0/0</b>	<b>15/1</b>	
<b>Playoffs</b>												
1988	0	0	0	0	0	0	0	0	0	0/0	2/0	
<b>Career</b>	<b>0</b>	<b>0</b>	<b>0</b>	<b>0</b>	<b>0</b>	<b>0</b>	<b>0</b>	<b>0</b>	<b>0</b>	<b>0/0</b>	<b>2/0</b>	

### Jones' Single Game Highs

Most Tackles: 10 vs. Cowboys (10/16/88)

Most Solos: 6 vs. Cowboys (10/16/88)

88



## GLEN KOZLOWSKI

Wide Receiver—BYU—3rd Year

Ht: 6-1—Wt: 190

Born: 12/31/62—Honolulu, HI

Acquisition: Selected in 11th round (306th player) of 1986 draft.

**1988 SEASON:** Club's fifth wide receiver. . . Caught 3 passes for 92 yards including a 50-yard strike from McMahon vs. Vikings (9/18) . . . Valuable special teams player who finished 3rd on club with 13 tackles as coverage "gunner" . . . Also returned 2 kickoffs for 37 yards. . . Returned kickoff for 23 yards in playoffs vs. Eagles. . . Described by coaches as tough, sure-handed receiver.  
**GAMES PLAYED: 16 GAMES STARTED: 0.**

**PRO CAREER: 1987** — Caught 15 passes for 199 yards and 3 TD's in two replacement games before breaking ankle in 4th quarter vs. Saints (10/18) . . . Had 5 catches for 65 yards and 2 TD's at Philadelphia (11/4) and 7 receptions for 87 yards and 1 TD against Vikes. . . Released in final cutdown of '87 camp. . . **1986** — Drafted by Bears in 11th round but was still recovering from college knee injury and was placed on injured reserve for entire season.

**COLLEGIATE, PERSONAL:** Played in just 5 games as senior due to knee injury. . . Tore anterior cruciate ligament in right knee and had surgical repair in January, 1986. . . Caught 23 passes for 436 yards and 2 TD's as senior. . . All-WAC as junior after 55 catches for 879 yards and 11 TD's. . . Caught 29 passes for 376 yards in freshman year when Jim McMahon was quarterback. . . Older brother, Mike, played safety for Miami Dolphins. . . Married, and has four sons. . . Resides in Buffalo Grove, IL.



## KRUMM

### Kozlowski's Pro Stats

Year/Club	Receiving			LG	TD	Games/Starts
	No	Yds	Avg			
1988 Bears	3	97	30.7	50	0	16/0
1987 Bears	15	199	13.3	28	3	2/2
Career	18	296	16.4	50	3	18/2

Post Season: 1 kickoff return for 23 yards in 1988.

### Kozlowski's Single Game Highs

Most Catches: 7 vs. Vikings (10/11/87)

Most TD's, game: 2 at Philadelphia (11/4/87)

Most Yards Receiving: 87 vs. Vikings (10/11/87)

## TODD KRUMM

Safety—Michigan State—2nd Year

Ht: 6-0—Wt: 189

Born: 12/18/65—Kalamazoo, MI

Acquisition: Signed as free agent, 9/1/88.



# 44

**1988 SEASON:** Joined club just prior to season opener after being released by Washington Redskins. . . Free-agent rookie in 'Skins camp. . . Appeared in 15 games as reserve. . . Part of club's "nickel" defense for final 12 games of season. . . Had interceptions in back-to-back games vs. Bucs (11/6) and at Washington (11/13). . . Season-high 3 tackles vs. Packers (11/27). . . Had 2 tackles and defended pass in playoffs vs. Eagles (12/31). **GAMES PLAYED: 15 GAMES STARTED: 0.**

**COLLEGIATE, PERSONAL:** AP and UPI all-Big Ten choice as senior. . . Started 35 consecutive games for Spartans including 12 in 9-2-1 senior season capped by Rose Bowl win over USC. . . Had 49 tackles and 9.0 yard average on punt returns as senior. . . Led Big Ten with 9 interceptions for 129 yards. . . Also played baseball and hit .368, .342 and .320 his last three seasons. . . Moved from infield to pitcher as senior and posted 4-1 mark with 46 strikeouts in 41 innings. . . Drafted by Toronto Blue Jays. . . Single. . . Resides in Deerfield.

### Krumm's Pro Stats

Year/Club	Interceptions				Tkls		Fum	Force	Pass	Blk	Sack	Games/Starts
	No	Yds	LG	TD	Solo	Asst	Rec	Fum	Def	Kick	Yds	Starts
1988 Bears	2	14	14	0	21/13		0	0	4	0	0/0	15/0
Career	2	14	14	0	21/13		0	0	4	0	0/0	15/0

### Krumm's Single Game Highs

Most Tackles: 3 vs. Packers (11/27/88)

Most Interceptions: 1, twice

Most Solos: 2, three times



## LYNCH

43



### LORENZO LYNCH

Defensive Back—Cal State-Sacramento—3rd Year  
 Ht: 5-9—Wt: 199  
 Born: 4/6/63—Oakland, CA  
 Acquisition: Signed as free agent 7/18/87.

**1988 SEASON:** Active for 11 regular season games and both playoff tilts. . . Can play both cornerback and safety. . . Used primarily as special teams player and was involved in 11 tackles. . . Recorded two assists as defensive back. **GAMES PLAYED: 11 GAMES STARTED: 0.**

**PRO CAREER: 1987** — Joined team in training camp after being released by Dallas Cowboys. . . Waived in final cutdown and then rejoined team for non-union games. . . Injured left shoulder in second non-union game and spent remainder of season on injured reserve. . . Had 6 tackles before injury.

**COLLEGIATE, PERSONAL:** Two-year starter at Cal State-Sacramento where he earned Division II all-American honors as senior. . . Attended high school in Oakland. . . Single. . . Resides in Buffalo Grove.

#### Lynch's Pro Stats

Year/Club	Interceptions				Tkls Solo	Fum		Pass		Blk Kick	Sack Yds	Games/ Starts
	No	Yds	LG	TD		Rec	Force	Def				
1988 Bears	0	0	0	0	2/0	0	0	0	0	0	0	11/0
1987 Bears	0	0	0	0	6/5	0	0	0	0	0	0	2/2
Career	0	0	0	0	8/5	0	0	0	0	0	0	13/2

Also 3 kickoff returns for 64 yards in 1987.

### FUTURE SUPER BOWLS

Super Bowl XXIV	January 28, 1990	Superdome, New Orleans
Super Bowl XXV	January 27, 1991	Tampa Stadium, Tampa
Super Bowl XXVI	January 26, 1992	Metrodome, Minneapolis



## McKINNON

### DENNIS McKINNON

Wide Receiver—Florida State—6th Year  
Ht: 6-1—Wt: 185  
Born: 8/22/61—Quitman, GA  
Acquisition: Signed as free agent, 5/4/83.



85

**1988 SEASON:** Turned in best year as pro, leading club in receptions (45) and receiving yards (704) . . . 45 catches are most by Bears WR in one season since James Scott's 50 catches in 1977 . . . Also returned 34 punts for 8.1 average - 8th in NFC . . . Three TD catches included a career-long 76-yard bomb at Minnesota (12/19) in season-finale . . . Also scored on 4-yard run vs. Cowboys (10/16) . . . Career-high 7 catches vs. Bills (10/2) . . . Caught four passes in five different regular season games . . . Had 15 3rd down catches converting 12 first downs . . . Had 4 catches in each playoff game, including 108-yard effort, 64-yard TD vs. Eagles (12/31) . . . Started 15 games, missing game at New England (10/30) after injuring lower back in 4th quarter previous week vs. 49ers (10/24) . . . **GAMES PLAYED: 15 GAMES STARTED: 15.**

**PRO CAREER:** Bears are 18-1 (including playoffs) in games he has TD catch . . . **1987** — Split time with Ron Morris at flanker . . . Only player in NFL to return two punts for touchdowns during season . . . 94-yard return against Giants (9/14) was longest of year in NFL and longest in Bear history . . . Also had 65-yard return for TD at Tampa Bay (10/25) . . . Finished season with 10.1 yards per return . . . Also a valuable receiver, finishing 4th on team with 27 catches for 406 yards . . . Had 5 catches for 87 yards at Minnesota (12/6) . . . Only TD catch was 31-yard grab vs. Lions (11/22) . . . **1986** — Spent the entire season on the physically unable to perform list after undergoing arthroscopic surgery on left knee February 11, 1986 . . . **1985** — Vital part of Bears offense, leading team in TD catches (7) and finishing 2nd in receiving yards (555) . . . Missed two games with bruised left quadriceps and pulled hamstring . . . Had career high of 133 yards on 4 catches and 2 TD's in second half of comeback win at Minnesota (9/19) . . . Caught TD pass in first 5 games of season . . . 3 catches for 52 yards and 2 TD's in playoff win over Giants (1/5/86) . . . **1984** — Started first 12 games before missing last 4 following arthroscopic surgery on left knee (11/26) . . . Returned for playoffs and had 4 catches, 72 yards and TD in win over Redskins (12/30) . . . **1983** — Developed into starter as rookie free agent . . . Led team in punt returns (34 for 316) including 59-yard TD return at Green Bay (12/4) . . . Had winning TD catch in 7-6 win over Eagles (11/13).

**COLLEGIATE, PERSONAL:** Part-time starter at Florida State . . . Had 53 catches for 888 yards and 8 TD's in career . . . Played in '79 and '80 Orange Bowls . . . Also played in '82 Gator Bowl where he had 2 catches for 36 yards, TD and one carry for 65 yards . . . Prepped at South Miami (FL) Senior High . . . Hobbies include video games, bowling and photography . . . Part-owner of two Chicago video stores . . . Boyhood idol was Paul Warfield . . . Has BA degree in Criminology . . . Given name Dennis Lewis McKinnon . . . Single . . . Resides in Gurnee, IL.



## McKINNON

### McKinnon's Pro Stats

Year/Club	Receiving			Rushing				Punt Returns				Games/ Starts			
	No	Yds	Avg	LG	TD	No	Yds	LG	TD	No	Yds		Avg	LG	TD
1988 Bears	45	704	15.6	76	3	3	25	12	1	34	277	8.1	23	0	15/15
1987 Bears	27	406	15.0	33	1	0	0	0	0	40	405	10.1	94	2	12/0
1986 Bears	DNP — Injured reserve (knee)														
1985 Bears	31	555	17.9	48	7	1	0	0	0	4	44	11.0	11	0	14/13
1984 Bears	30	434	14.5	32	3	2	12	21	0	5	62	12.4	18	0	12/12
1983 Bears	21	236	11.2	49	4	0	0	0	0	34	316	9.3	59	1	16/3
<b>Career</b>	<b>154</b>	<b>2,335</b>	<b>15.2</b>	<b>76</b>	<b>18</b>	<b>6</b>	<b>37</b>	<b>21</b>	<b>1</b>	<b>117</b>	<b>1104</b>	<b>9.4</b>	<b>94</b>	<b>3</b>	<b>69/43</b>

Also: 1 KOR for 16 yds. in '85; 2 for 42 yds. in '83

### Playoffs

1988	8	140	17.5	64	1	1	-4	-4	0	2	0	0.0	0	0	2/2
1987	1	16	16.0	16	0	0	0	0	0	2	13	6.0	13	0	1/0
1985	4	69	17.3	23	2	1	-7	-7	0	0	0	0.0	0	0	3/3
1984	7	120	17.2	36	1	0	0	0	0	0	0	0.0	0	0	2/2
<b>Career</b>	<b>20</b>	<b>345</b>	<b>17.3</b>	<b>64</b>	<b>4</b>	<b>2</b>	<b>-11</b>	<b>-4</b>	<b>0</b>	<b>4</b>	<b>13</b>	<b>3.3</b>	<b>13</b>	<b>0</b>	<b>8/7</b>

### McKinnon's Single Game Highs

Most Catches: 7 vs. Bills (10/2/88) 97 yards  
 Most Yards, Receiving: 133 at Minnesota (9/19/85), 4 catches  
 Long Catch: 76 at Minnesota (12/19/88)  
 Most PR's: 7 at Green Bay (12/4/83)  
 Most Yards, PR's: 134 vs. Giants (9/14/87)

Long PR: 94 vs. Giants (9/14/87)  
 Most Rushes: 1, six times  
 Most Yards, Rushing: 21 vs. Saints (10/7/84)  
 Long Rush: 21 vs. Saints (10/7/84)

## CHICAGO BEARS' VETERANS PLAYOFF EXPERIENCE

Player	Games Played	Started	Player	Games Played	Started
John Adickes	2	0	Lorenzo Lynch	2	0
Neal Anderson	3	2	Dennis McKinnon	8	7
Kurt Becker	6	2	Jim McMahon	6	5
Mark Bortz	9	6	Steve McMichael	9	9
Cap Boso	2	0	Ron Morris	3	1
Kevin Butler	7	0	Jim Morrissey	7	2
Dick Chapura	2	0	Brad Muster	2	0
Jim Covert	9	9	William Perry	5	5
Wendell Davis	2	0	Mickey Pruitt	2	0
Richard Dent	7	7	Ron Rivera	9	3
Maurice Douglass	4	3	Thomas Sanders	7	0
Dave Duerson	9	7	John Shannon	2	0
Shaun Gayle	5	0	Mike Singletary	9	9
Dennis Gentry	9	2	Sean Smith	3	0
Dan Hampton	10	10	Lemuel Stinson	2	0
Jim Harbaugh	0	0	Matt Suhey	9	9
Jay Hilgenberg	9	9	David Tate	2	0
Vestee Jackson	4	4	Tom Thayer	7	7
Troy Johnson	1	0	James Thornton	2	2
Dante Jones	2	0	Mike Tomczak	4	1
Glen Kozlowski	2	0	Keith Van Horne	9	9
Todd Krumm	2	0	John Wojciechowski	0	0



## McMAHON

### JIM McMAHON

Quarterback—BYU—8th Year

Ht: 6-1—Wt: 190

Born: 8/21/59—Jersey City, NJ

Acquisition: Selected in 1st round (5th player) of  
1982 draft.



9

**1988 SEASON:** Started first 9 games of season before suffering right knee sprain week 9 at New England (10/30). . . Engineered club to 7-1 record in first-half of campaign and finished as team leader in pass attempts (192), completions (114), passing yards (1346) and QB rating (76.0). . . Second on team with 4 rushing TD's, including two in opening day 34-7 win over Miami (14 of 23 for 172). . . Best outings were 20 of 27 for 260-yards, 2 TD performance vs. Bills (10/2) and 22 of 39 for 284 yards and 1 TD vs. Cowboys (10/16). . . Placed on injured reserve (11/5) and did not return to active roster until week of regular season finale at Minnesota (12/19). . . Relieved injured Tomczak in playoffs vs. Eagles (2 of 3 for 13 yards) and started NFC title loss to 49ers (14 of 29 for 121, 1 int.). . . Had minor surgery on right knee following season. **GAMES PLAYED: 9 GAMES STARTED: 9.**

**PRO CAREER:** — Has 49-17 overall career record as starter; 46-15 in regular season, 3-2 in playoffs. . . Has 35-3 record as starter in last 38 regular season games since 1984. . . **1987** — Spent beginning of season on IR recovering from off-season rotator cuff surgery. . . Activated from injured reserve, 10/23/87, and led team to come-from-behind win two days later at Tampa Bay (10/25) turning 23-14 halftime deficit into 27-26 win with 17 of 24 for 195 yards, 1 TD performance. . . Started next six games before departing at Minnesota (12/6) in 4th quarter with pulled hamstring. . . Sideline last three regular season games before returning for playoffs. . . Completed 23 of 34 for 287 yards, 3 TDs, 1 int. vs. Chiefs (11/1) in first start since 11/23/86. . . Marched team downfield for winning FG following week at Green Bay (11/8) in closing seconds while throwing career-high 42 passes (21 completions, 259 yards). . . Suffered first loss as starter since 10/14/84 at Denver (11/16), despite throwing for 311 yards — only 300+ game of career; also rushed for 73 yards vs. Broncos. . . 15 of 29 for 197, 1 TD and 3 ints. vs. Redskins in playoffs. . . Had minor surgery on right AC joint, 1/26/88. . . **1986** — Played in just six games due to shoulder injuries. . . Led team in TD passes (5), 2nd on club in pass attempts (150), passing yards (995) and completion percentage (51.3). . . Placed on IR for remainder of season, 11/25. . . Best game was 13 of 22 for 211 yards and 3 TD outing at Cincinnati (9/28). . . Shoulder/rotator cuff surgery, 12/12/86. . . **1985** — Earned only trip to Pro Bowl. . . Completed 64% of passes in first 5 games before injury problems began at S.F. (10/17). . . Threw 9 TD's in first four games and career-high 15 TD's for season. . . Missed three games (11/10-11/24) with shoulder tendonitis and did not start at Minnesota (9/19) due to stiff neck. . . Entered Vikes game in 3rd quarter and put on one of best comebacks ever throwing TD passes on first two plays and three in just 1½ quarters to turn 17-9 deficit into 33-24 win (8 of 15 for 236 yards). . . Threw 3 TD's in playoffs and scored first TD vs. Rams on 16-yard run. . . Completed 23 of 34 for 274-yards and two TD's in 38-28 win over Bucs (9/8) to earn NFC Offensive Player of Week honors. . . Did not throw int. in 3 post-season games; 66 attempts. . . Super Bowl performance included 12 of 20 for 256 yards and 2 rushing



## McMAHON

TD's... **1984** — Missed 7 games plus playoffs when he suffered hairline fracture in right hand and bruised back vs. Denver (9/9/84) and kidney laceration vs. Raiders (11/4/84)... Placed on IR (11/20) for remainder of season... **1983** — Set Bears record for completion percentage (58.4) while starting career-high 13 games... Career-long 87-yard TD pass at Green Bay (12/4)... Established as starter in week 10 and led Bears to five wins in last six games... **1982** — Voted UPI NFC "Rookie of the Year"... PFWA, PFW and Football Digest all-rookie selection... 80.1 passing rating was 4th in NFC, 9th in NFL, 8th best in Bear history, best in NFL for a rookie... Started 7 games in '82 including game ball outing 16 of 27 for 233 yards and 2 TD's vs. Lions (12/21)... Winner of Brian Piccolo Award.

**COLLEGIATE, PERSONAL:** Consensus all-America at BYU after setting 71 NCAA Division I passing, total offense records... 156.9 passing efficiency mark surpassed Danny White's collegiate record of 148.9... BYU went 22-3 in 1980-81, two WAC titles and first bowl victory ever... College stats: 653 completions, 1,060 attempts, 9,563 yards, 84 TD's, 34 Ints, 61.6% completion... All inter-mountain at Roy (UT) H.S.... Three sport letterman... Turned down basketball scholarship to Utah State; played every baseball position but catcher... Public communications major... Lived in California before moving to Utah for high school... Involved in several charitable organizations including Chicago Boys Clubs, Brian Piccolo Cancer Research, Special Olympics, Children's Hospital, Juvenile Diabetes Foundation... Married (Nancy)... Two daughters (Ashley and Alexis)... One son (Sean)... Given name James Robert McMahon... Autobiography "McMahon" written with Bob Verdi of Chicago Tribune published in fall of '86... Enjoys racquetball and golf... Resides in Northbrook.

### McMahon's Pro Stats

Year/Club	Passing								Rushing					Games/ Starts
	Att	Comp	Yds	Pct	LG	TD	Int	Rating	No	Yds	Avg	LG	TD	
1988 Bears	192	114	1,346	59.4	63	6	7	76.0	26	104	4.0	16	4	9/9
1987 Bears	210	125	1,639	59.5	59	12	8	87.4	22	88	4.0	13	2	7/6
1986 Bears	150	77	995	51.3	58	5	8	61.4	22	152	6.9	23	1	6/6
1985 Bears	313	178	2,392	56.9	70	15	11	82.8	47	252	5.4	19	3	13/11
1984 Bears	143	85	1,146	59.4	61	8	2	97.8	39	276	7.1	30	2	9/9
1983 Bears	295	175	2,184	59.3	87	12	13	77.7	55	307	5.6	32	2	14/13
1982 Bears	210	120	1,501	57.1	50	9	7	80.1	25	105	4.4	11	1	8/7
<b>Career</b>	<b>1,513</b>	<b>874</b>	<b>11,203</b>	<b>57.8</b>	<b>87</b>	<b>67</b>	<b>56</b>	<b>80.4</b>	<b>236</b>	<b>1,284</b>	<b>5.4</b>	<b>32</b>	<b>15</b>	<b>66/61</b>
<b>Playoffs</b>														
1988	32	16	134	50.0	18	0	1	62.1	3	7	2.3	9	0	2/1
1987	29	15	197	51.7	44	1	3	45.4	2	5	2.5	5	0	1/1
1986	DNP — Injured Reserve List													
1985	66	39	636	59.1	60	3	0	106.5	14	60	4.3	16	3	3/3
1984	DNP — Injured Reserve List													
<b>Totals</b>	<b>127</b>	<b>70</b>	<b>967</b>	<b>55.1</b>	<b>60</b>	<b>4</b>	<b>4</b>	<b>77.1</b>	<b>19</b>	<b>72</b>	<b>3.8</b>	<b>16</b>	<b>3</b>	<b>6/5</b>

### McMahon's Single Game Highs

Most Pass Attempts: 42 at Green Bay (11/8/87); 21 comp.	Completion Pct: .727 (16 of 22) vs. Tampa Bay (9/2/84)
Most Pass Completions: 23 (34 att.) vs. Bucs (9/8/85); vs. Chiefs (11/1/87)	Long Pass: 87 yards at Green Bay (12/4/83)
Most Yards, Passing: 311 (21 of 34) at Denver (11/16/87)	Most Interceptions: 3 vs. Detroit (11/21/82) and vs. Denver (10/2/83)
Most TD Passes: 3 (four times)	Most Yards, Rushing: 74 (9 att.) vs. San Francisco (11/27/83)
	Most TDs Rushing: 2 vs. Dolphins (9/4/88)



# McMAHON

## McMAHON GAME-BY-GAME

1982									
DATE	OPPONENT	ATT	COMP	YDS	PCT	TD	INT	TKLD/LST	LG
9/12	@ DETROIT	DNP							
9/19	NEW ORLEANS	22	12	131	54.5	0	1	4/33	24
* 11/21	DETROIT	27	16	233	59.3	2	3	3/12	44
* 11/28	@ MINNESOTA	20	12	139	60.0	1	1	7/56	50
* 12/5	NEW ENGLAND	21	15	192	71.4	2	1	3/16	40
* 12/12	@ SEATTLE	29	19	199	65.5	0	1	2/25	29
* 12/19	ST. LOUIS	33	16	160	48.5	1	0	1/5	45
* 12/26	@ L.A. RAMS	28	18	280	64.3	2	0	2/17	40
* 1/2/83	@ TAMPA BAY	30	12	167	40.0	1	0	4/32	31
1983									
DATE	OPPONENT	ATT	COMP	YDS	PCT	TD	INT	TKLD/LST	LG
* 9/4	ATLANTA	29	20	254	69.0	1	1	4/22	34
* 9/11	TAMPA BAY	24	16	286	66.7	1	2	4/23	73
* 9/18	@ NEW ORLEANS	17	11	172	64.7	1	1	5/41	60
* 9/25	@ BALTIMORE	20	8	89	40.0	0	0	3/15	26
* 10/2	DENVER	23	15	174	65.2	1	3	0/0	52
* 10/9	MINNESOTA	11	4	35	36.4	0	2	2/13	12
10/16	@ DETROIT	DNP							
10/23	@ PHILADELPHIA	DNP							
10/30	DETROIT	16	11	126	68.8	1	0	0/0	21
* 11/6	@ L.A. RAMS	29	19	178	65.5	0	1	4/26	28
* 11/13	PHILADELPHIA	16	10	140	62.5	2	0	4/28	43
* 11/20	@ TAMPA BAY	12	8	79	66.7	0	0	1/6	22
* 11/27	SAN FRANCISCO	19	11	159	57.9	1	0	4/26	49
* 12/4	@ GREEN BAY	38	20	298	52.6	1	1	4/24	87
* 12/11	@ MINNESOTA	16	8	32	50.0	1	0	2/13	8
* 12/18	GREEN BAY	25	14	162	56.0	2	2	5/29	35
1984									
DATE	OPPONENT	ATT	COMP	YDS	PCT	TD	INT	TKLD/LST	LG
* 9/2	TAMPA BAY	22	16	138	72.7	1	1	1/3	21
* 9/9	DENVER	8	5	93	62.5	1	0	0/0	61
* 9/16	@ GREEN BAY	7	4	39	57.1	0	0	0/0	20
9/23	@ SEATTLE	DNP - BACK							
* 9/30	DALLAS	14	6	79	42.9	0	0	2/5	22
* 10/7	NEW ORLEANS	14	10	128	71.4	1	0	4/31	23
* 10/14	@ ST. LOUIS	23	13	202	56.5	1	0	1/4	36
* 10/21	@ TAMPA BAY	18	12	219	66.7	3	0	1/3	49
* 10/28	MINNESOTA	26	16	180	61.5	1	0	1/2	40
* 11/4	L.A. RAIDERS	11	3	68	27.3	0	1	0/0	50
11/11	@ L.A. RAMS	IR - KIDNEY							
		REST OF SEASON							



# McMAHON

## 1985

DATE	OPPONENT	ATT	COMP	YDS	PCT	TD	INT	TKLD/LST	LG
* 9/8	TAMPA BAY	34	23	274	67.6	2	1	3/23	27
* 9/15	NEW ENGLAND	21	13	232	61.9	1	1	1/6	49
9/19	@ MINNESOTA	15	8	236	53.3	3	0	0/0	70
* 9/29	WASHINGTON	19	13	160	68.4	3	1	2/6	33
* 10/6	@ TAMPA BAY	34	22	292	64.7	1	2	1/6	48
* 10/13	@ SAN FRANCISCO	31	18	186	58.1	0	1	1/3	34
* 10/21	GREEN BAY	26	12	144	46.2	0	0	2/3	23
* 10/27	MINNESOTA	31	18	181	58.1	2	1	0/0	33
* 11/3	@ GREEN BAY	20	9	91	45.0	1	0	4/33	21
11/10	DETROIT	DNP - SHOULDER							
11/17	@ DALLAS	DNP - SHOULDER							
11/24	ATLANTA	DNP - SHOULDER							
12/2	@ MIAMI	6	3	42	50.0	0	1	2/14	20
* 12/8	INDIANAPOLIS	23	11	145	47.8	0	0	3/8	30
* 12/14	@ N.Y. JETS	31	15	215	48.4	1	1	5/12	65
* 12/22	@ DETROIT	22	13	194	59.1	1	2	3/18	37

### POST SEASON

* 1/5/86	N.Y. GIANTS	21	11	216	52.4	2	0	0/0	46
* 1/12	L.A. RAMS	25	16	164	64.0	1	0	3/23	22
* 1/26	NEW ENGLAND (@ NEW ORLEANS)	20	12	256	60.0	0	0	1/3	60

## 1986

DATE	OPPONENT	ATT	COMP	YDS	PCT	TD	INT	TKLD/LST	LG
* 9/7	CLEVELAND	20	10	135	50.0	1	0	1/9	58
9/14	PHILADELPHIA	DNP - SHOULDER							
9/22	@ GREEN BAY	DNP - SHOULDER							
* 9/28	@ CINCINNATI	22	13	211	59.1	3	1	1/5	53
* 10/5	MINNESOTA	19	12	204	63.2	1	1	0/0	58
* 10/12	@ HOUSTON	33	14	209	39.4	0	1	1/6	30
10/19	@ MINNESOTA	DNP - SHOULDER							
* 10/26	DETROIT	24	17	141	70.8	0	2	3/20	18
11/3	L.A. RAMS	DNP - SHOULDER							
11/9	@ TAMPA BAY	DNP - SHOULDER							
11/16	@ ATLANTA	DNP - SHOULDER							
* 11/23	GREEN BAY	32	12	95	37.5	0	3	0/0	41
11/30	PITTSBURGH	IR - SHOULDER							
12/7	TAMPA BAY	IR - SHOULDER							
12/15	@ DETROIT	IR - SHOULDER							
12/21	@ DALLAS	IR - SHOULDER							
POST SEASON									
1/5/87	WASHINGTON	IR - SHOULDER							



# McMAHON

1987

DATE	OPPONENT	ATT	COMP	YDS	PCT	TD	INT	TKLD/LST	LG
9/14	NY GIANTS	IR - SHOULDER (through 10/18)							
10/25	@ TAMPA BAY	24	17	195	70.8	1	1	3/22	25
* 11/1	KANSAS CITY	34	23	287	67.6	3	1	5/24	38
* 11/8	@ GREEN BAY	42	21	259	50.0	1	2	2/12	59
* 11/16	@ DENVER	34	21	311	61.7	3	1	3/20	51
* 11/22	DETROIT	27	16	206	59.2	1	1	7/48	31
* 11/29	GREEN BAY	27	16	195	59.2	1	1	1/3	24
* 12/6	@ MINNESOTA	22	11	186	50.0	1	1	1/7	42
12/14	@ SAN FRANCISCO	DNP - HAMSTRING							
12/20	SEATTLE	DNP - HAMSTRING							
12/27	@ LA RAIDERS	DNP - HAMSTRING							

## POST-SEASON

* 1/10/88	WASHINGTON	29	15	197	51.7	1	3	5/27	44
-----------	------------	----	----	-----	------	---	---	------	----

1988

DATE	OPPONENT	ATT	COMP	YDS	PCT	TD	INT	TKLD/LST	LG
* 9/4	MIAMI	23	14	172	60.9	0	0	1/7	35
* 9/11	@ INDIANAPOLIS	31	19	186	61.3	1	1	1/8	35
* 9/18	MINNESOTA	15	9	116	60.0	1	1	1/4	50
* 9/25	@ GREEN BAY	18	10	114	55.6	0	2	1/1	39
* 10/2	BUFFALO	27	20	260	74.1	2	1	0/0	63
* 10/9	@ DETROIT	11	8	78	72.7	1	0	2/13	13
* 10/16	DALLAS	39	22	284	56.4	1	0	3/23	39
* 10/24	SAN FRANCISCO	22	10	132	45.5	0	1	3/17	37
* 10/30	@ NEW ENGLAND	6	2	4	33.3	0	1	0/0	2
11/6	TAMPA BAY	IR - KNEE							
11/13	WASHINGTON	IR - KNEE							
11/20	@ TAMPA BAY	IR - KNEE							
11/27	GREEN BAY	IR - KNEE							
12/5	@ LA RAMS	IR - KNEE							
12/11	DETROIT	IR - KNEE							
12/19	@ MINNESOTA	IR - KNEE							

## POST SEASON

12/31	PHILADELPHIA	3	2	13	66.7	0	0	1/8	7
* 1/8	SAN FRANCISCO	29	14	121	48.3	0	1	0/0	18

\* STARTED GAMES

## JIM McMAHON'S CLUB RECORDS

Rating, lifetime	80.4
Completion %, lifetime	57.8
Consecutive passes without interception	134 (1984)
Lowest % interceptions, lifetime	3.7
Lowest % interceptions, season	1.4 (1984)



## McMICHAEL

76



### STEVE McMICHAEL

Defensive Tackle—Texas—10th Year

Ht: 6-2—Wt: 265

Born: 10/17/57—Houston, TX

Acquisition: Signed as free agent, 10/15/81.

**1988 SEASON:** Led team in sacks (11.5) for first time in career. . . Tied for 3rd on club with 88 tackles. . . Tied career-high of 3 sacks vs. Cowboys (10/16). . . Had 2 sacks vs. Packers (11/27) including his third career safety. . . His 3 career safeties are a Bear record. . . Also had sack in playoff loss vs. 49ers (1/8/89). . . Season-high 11 tackles at Tampa Bay (11/20). . . Had 10 tackles, fumble recovery and forced fumble at Indianapolis (9/11). . . Started all 16 games to increase streak to 85 - longest on team. . . Had right knee surgery following season (2/6/89). **GAMES PLAYED: 16 GAMES STARTED: 16.**

**PRO CAREER: 1987** — Made 2nd straight Pro Bowl appearance after finishing 2nd on team with 7.5 sacks. . . Named all-NFL by AP, PFWA, PFW, TSN; all NFC by UPI, Football News. . . Named NFC defensive player of week after recording career-high 12 tackles and 3 sacks at Minnesota (12/6). . . Had 10 tackles and 2 sacks in season finale at Los Angeles Raiders (12/27). . . Recovered fumble to set up first TD in playoff loss to Washington. **1986** — First-team all-NFL selection by PFWA and TSN while earning first Pro Bowl spot. . . Finished 3rd in sacks (8.5), 6th in tackles (87). . . Earned game ball at Green Bay (9/22) after 5 tackles, 2 sacks and safety in comeback win. . . Only career interception in season finale at Dallas (12/21). . . Strong play against Minnesota included 2 sacks (10/5) and 10 tackles (10/19). **1985** — AP and UPI all-league honors. . . 8 sacks ranked third on team. . . Best outing was 2-sack, 4-tackle and 2 knocked down passes at San Francisco (10/13). **1984** — Campaign included 10 sacks (3rd on team) and 42 tackles (7th). . . NFC defensive player of week in finale at Detroit after 5 tackles and 2.5 sacks. **1983** — Became starter and finished 2nd on team with 8.5 sacks. . . Earned first game ball with Bears after 5 tackles, 2 sacks and forced fumble at Tampa Bay (11/20/83). **1982** — Had 64-yard fumble return vs. Bucs (1/2/83). **1981** — Joined Bears after being waived by Patriots during '81 training camp. **1980** — Back injury forced him to IR (11/3/80) through remainder of season. . . Patriots 3rd round selection in '80. . . Played in just 6 games as rookie.

**COLLEGIATE, PERSONAL:** Consensus all-America and finalist for '79 Outland Trophy and '80 Lombardi Award. . . Career totals at Texas show 372 tackles and 30 sacks. . . Led team in tackles final two seasons; 142 as junior, 138 as senior. . . Defensive MVP in '80 Hula Bowl with 14 tackles. . . Kicked 8 of 10 PAT's and 2 of 3 FG's as sophomore when Russell Erxleben was hurt. . . Prepped at Freer (TX) H.S. . . Hobbies include rattlesnake hunting, fishing. . . Physical education major. . . Community service work includes: Juvenile Diabetes Foundation, Boys Hope, Better Boys Foundation, Brian Piccolo Cancer Research Foundation. . . Finalist for '87 Miller Lite NFL Defensive Lineman of Year Award. . . Married (Debra). . . Given name Steve Douglas McMichael. . . Resides in Mundelein, IL.



## MORRIS

### McMichael's Pro Stats

Year/Club	Int Yds	Tkls Solo	Fum Rec	Force Fum	Pass Def	Blk Kick	Sack Yds	Games/ Starts
1988 Bears	0/0	88/54	2	1	1	0	11.5/95	16/16
1987 Bears	0/0	57/29	0	2	2	0	7.5/35	12/12
1986 Bears	1/0	87/50	2	1	3	0	8.5/65	16/16
1985 Bears	0/0	44/39	1	0	2	0	8/55	16/16
1984 Bears	0/0	42/30	0	0	2	0	10/91.5	16/16
1983 Bears	0/0	37/35	1	1	2	0	8.5/86	16/10
1982 Bears	0/0	18/17	1	0	0	0	4/36	9/0
1981 Bears	0/0	1/1	1	0	1	0	0/0	10/0
1980 Patriots	0/0	5/3	0	0	0	0	0/0	6/0
<b>Career</b>	<b>1/0</b>	<b>379/258</b>	<b>8</b>	<b>5</b>	<b>13</b>	<b>0</b>	<b>58/463.5</b>	<b>117/86</b>
<b>Playoffs</b>								
1988	0/0	5/1	0	0	0	0	1/8	2/2
1987	0/0	2/0	1	0	0	0	0/0	1/1
1986	0/0	8/4	0	0	0	0	0/0	1/1
1985	0/0	4/3	0	0	0	0	0/0	3/3
1984	0/0	6/3	0	0	0	0	1.5/9	2/2
<b>Career</b>	<b>0/0</b>	<b>25/11</b>	<b>1</b>	<b>0</b>	<b>0</b>	<b>0</b>	<b>2.5/17</b>	<b>9/9</b>

Also has 3 sacks in career.

### McMichael's Single Game Highs

Most Tackles: 12 at Minnesota (12/6/87)

Most Sacks: 3 at Minnesota (12/6/87);

Most Solos: 7 at Minnesota (10/19/86)

vs. Cowboys (10/16/88)


## RON MORRIS

Wide Receiver—SMU—3rd Year

Ht: 6-1—Wt: 190

Born: 11/14/64—Cooper, TX

Acquisition: Selected in 2nd round (54th player) of 1987 draft.



# 84

**1988 SEASON:** Split time with Dennis McKinnon at flanker and finished 2nd on team with 498 receiving yards. . . Led club in yards per catch average (17.8) and TD receptions (4). . . All four TD's came in first seven games as did 17 of his catches. . . Caught 28 passes to rank 4th on club. . . Started at New England (10/30) for injured McKinnon, otherwise alternated every other series. . . Had 3+ catches in six games, and twice had career-high 4 receptions. . . Had career-long 63-yard TD catch from McMahon vs. Bills (10/2); 31-yard TD grab from Tomczak following



## MORRIS

week at Detroit (10/9) in 4 catches for 65-yard effort... Career high 82 receiving yards on 4 catches and 21-yard run vs. Cowboys (10/16)... Had 3 catches for 52 yards in two playoff games.

**GAMES PLAYED: 16 GAMES STARTED: 1.**

**PRO CAREER: 1987** — Only rookie to earn starting spot... Finished 6th on team in catches (20) and 4th in receiving yards (379)... 19.0 yard-per-catch average was 2nd on team... Only TD came on 42-yard catch from Tomczak in season-opening win over Giants (9/14)... Had three games with 3 catches... Caught 2 passes for 47 yards and 14 yard TD in playoffs vs. Redskins... Key 28-yard reception at Green Bay (11/8) helped set up game-winning field goal.

**COLLEGIATE, PERSONAL:** Led team in receptions all four seasons while earning first-team all Southwest Conference and all-American honorable mention as senior... Ranks 3rd on SMU's all-time receiving chart with 147 receptions for 2,410 yards and 14 TD's... Became 9th player in SWC annals to gain 2,000 receiving yards in career; 147 receptions is 6th in league history... Best season ever by freshman in '83 when he caught 41 passes for 688 yards and 2 TD's including 80-yard score vs. TCU to provide margin in 21-17 win... Three-time all-district and district MVP at Cooper (Tex) High where he was a Texas Blue Chipper and member of Texas Football Top 30... Rushed for 726 yards on 104 carries and caught 27 passes for 406 yards as senior... Won 100 and 200 meter dashes at the state track meet... 10.4 time in 100 meters was state record... Psychology major... Married (Kandi)... Daughter (Meghan)... Hobbies include video games, bowling and movies... Resides in Wheeling, IL.

### Morris' Pro Stats

Year/Club	Receiving					Rushing					Games/Starts
	No	Yds	Avg	LG	TD	No	Yds	Avg	LG	TD	
1988 Bears	28	498	17.8	63	4	3	40	13.3	21	0	16/1
1987 Bears	20	379	19.0	42	1	0	0	0.0	0	0	12/12
<b>Career</b>	<b>48</b>	<b>877</b>	<b>18.3</b>	<b>63</b>	<b>5</b>	<b>3</b>	<b>40</b>	<b>13.3</b>	<b>21</b>	<b>0</b>	<b>28/13</b>
<b>Post Season</b>											
1988	3	52	17.3	27	0	0	0	0.0	0	0	2/0
1987	2	47	23.5	33	1	0	0	0.0	0	0	1/1
<b>Career</b>	<b>5</b>	<b>99</b>	<b>19.8</b>	<b>33</b>	<b>1</b>	<b>0</b>	<b>0</b>	<b>0.0</b>	<b>0</b>	<b>0</b>	<b>3/1</b>

### Morris' Single Game Highs

Most Catches: 4, at Detroit (10/9/88) vs.

Cowboys (10/16/88)

Long Catch: 63 vs. Bills (10/2/88)

Most Yards, Receiving: 82 vs. Cowboys (10/16/88)

### LARGEST MARGIN OF VICTORY

Bears 73, Redskins 0

12/8/40

Bears 56, Giants 7

11/14/43

Bears 57, Colts 0

11/25/62

Bears 49, Lions 0

10/19/41

Bears 61, Packers 7

12/7/80



## MORRISSEY

### JIM MORRISSEY

Linebacker—Michigan State—5th Year

Ht: 6-3—Wt: 225

Born: 12/24/62—Flint, MI

Acquisition: Selected in 11th Round (302nd player)  
of 1985 draft.



# 51

**1988 SEASON:** Pressed into starting duty at RLB after pre-season injury to Otis Wilson... Started 11 games and missed five due to injury... Suffered right knee injury at Green Bay (9/25), had arthroscopic knee surgery (9/28) and was subsequently placed on injured reserve (9/30)... Activated (11/5) and returned to starting lineup the next day at Tampa Bay (11/20)... Finished 3rd on team in interceptions (3) with all three thefts coming in final four weeks of season... Had career-high 12 tackles and interception at LA Rams (12/5)... Season finale at Minnesota (12/19) included interception, 9 tackles and 2 passes defended. **GAMES PLAYED: 11 GAMES STARTED: 11.**

**PRO CAREER: 1987** — Appeared in 10 games as reserve and special teamer... Missed two games (12/6 and 12/14) with pulled hamstring suffered in practice... Had 14 special teams tackles... Co-special teams player-of-the-year as selected by coaches... **1986** — Tied for 2nd on team with 15 special teams tackles... Season-high 3 tackles from linebacker post vs. Bucs (12/7)... **1985** — Had 47-yard interception return off Steve Grogan in 4th quarter of Super Bowl win over Patriots to cap off rookie season... Waived (9/2) and then re-signed (9/10) after Bears placed Brian Cabral on injured reserve.

**COLLEGIATE, PERSONAL:** MSU's team captain and MVP as senior after finishing career as 2nd leading tackler (329) in Spartan history... Made 137 tackles while earning first-team all-Big Ten honors by UPI as senior... Honorable mention all-league as junior after pacing team with 130 tackles... All-state and honorable mention all-America at Flint Powers High as linebacker/defensive back... Food systems economics and management major... Married (Amy)... One son (Michael James)... Enjoys basketball and golf... Resides in Mundelein.

#### Morrissey's Pro Stats

Year/Club	Interceptions				Tkl's		Fum	Force	Pass	Bik	Sack	Games/ Starts
	No	Yds	LG	TD	Solo	Rec	Fum	Def	Kick	Yds		
1988 Bears	3	18	13	0	68/26	1	0	5	0	0/0	11/11	
1987 Bears	0	0	0	0	0	0	0	0	0	0/0	10/0	
1986 Bears	0	0	0	0	7/2	0	0	1	0	0/0	16/0	
1985 Bears	0	0	0	0	12/12	0	0	0	0	0/0	15/0	
<b>Career</b>	<b>3</b>	<b>18</b>	<b>13</b>	<b>0</b>	<b>87/40</b>	<b>1</b>	<b>0</b>	<b>6</b>	<b>0</b>	<b>0/0</b>	<b>52/11</b>	
<b>Post-Season</b>												
1988	0	0	0	0	8/1	0	1	0	0	0/0	2/2	
1987	0	0	0	0	0	0	0	0	0	0/0	1/0	
1986	0	0	0	0	0/0	0	0	0	0	0/0	1/0	
1985	1	47	47	0	0/0	0	0	1	0	0/0	3/0	
<b>Career</b>	<b>1</b>	<b>47</b>	<b>47</b>	<b>0</b>	<b>8/1</b>	<b>0</b>	<b>1</b>	<b>1</b>	<b>0</b>	<b>0/0</b>	<b>7/2</b>	

#### Morrissey's Single Game Highs

Most Tackles: 12 at LA Rams (12/5/88)

Most Solos: 4 three times



## MUSTER

25



### BRAD MUSTER

Fullback—Stanford—2nd Year

Ht: 6-4—Wt: 232

Born: 4/11/65—San Marin, CA

Acquisition: Selected in 1st round (23rd player) of 1988 draft.

**1988 SEASON:** Finished campaign as club's 4th leading rusher (197 yards) and 5th leading receiver (21 for 236)... Played in all 18 games, splitting time with Suhey... Had 81 total yards in season-finale at Minnesota (12/19) on 6 carries for 38 yards and 2 receptions for 43 yards... First pro TD came on 40-yard screen pass at Tampa Bay (11/20)... Had 4 catches for 35 yards at LA Rams (12/5); 3 receptions at Detroit (10/9) and vs. Cowboys (10/16)... Expected to be starting fullback in '89. **GAMES PLAYED:** 16 **GAMES STARTED:** 0.

**COLLEGIATE, PERSONAL:** Kodak all-American and Pac-Ten offensive player of year as junior after averaging 147.1 all purpose yards per game... Gained 1,053 yards rushing and 12 TD's - second most yards in school history... Also caught 61 passes for 565 yards... Best games were vs. Washington State (190 rushing, 93 receiving), Oregon (151 rushing, 2 TD's) and UCLA (183 yards, 38 carries, 2 TD's)... Senior season was less productive due to recurring ankle injury, but still earned second-team all-league honors... Regained health by midseason and turned in fine outings vs. USC (87 rushing, 56 receiving)... Earned first-team all-Pac Ten as sophomore after catching 78 passes for 654 yards to break school and conference record held by Gene Washington (71 catches in 1968)... Gained 521 yards rushing including 129 vs. Oregon... Also tied a league record with 14 catches vs. Ducks for 140 yards and 2 TD's... Led Cardinals in rushing and receiving as freshman while earning second team all-league... Gained 823 yards, including 204-yard effort against Cal... Redshirted in 1983... North Bay (San Francisco) Player of Year at San Marin High School after rushing for 1,349 yards... Also all-county in basketball... Economics major with 3.07 GPA... Father is high school football coach; mother is Chicago-area native... Lists Walter Payton among childhood heroes... Hobbies include Nintendo games, watching professional wrestling and music... Married (Vicki).

#### Muster's Pro Stats

Year/Club	Rushing					Receiving					
	No	Yds	Avg	LG	TD	No	Yds	Avg	Lg	TD	Starts/Games
1988 Bears	44	197	4.5	15	0	21	236	11.2	40	1	16/0
<b>Career</b>	<b>44</b>	<b>197</b>	<b>4.5</b>	<b>15</b>	<b>0</b>	<b>21</b>	<b>236</b>	<b>11.2</b>	<b>40</b>	<b>1</b>	<b>16/0</b>
<b>Post-Season</b>											
1988	7	14	2.0	9	0	1	9	9.0	9	0	2/0
<b>Career</b>	<b>7</b>	<b>14</b>	<b>2.0</b>	<b>9</b>	<b>0</b>	<b>1</b>	<b>9</b>	<b>9.0</b>	<b>9</b>	<b>0</b>	<b>2/0</b>



## PERRY

### Muster's Single Game Highs

Most Rushes: 6, three times	Most Catches: 4 at Los Angeles Rams (12/5/88)
Most Yards, Rushing: 38 at Minnesota (12/19/88); 6 carries	Most Yards, Receiving: 43 at Minnesota (12/19/88); 2 catches
Long Rush: 15 at New England (10/30/88)	Long Catch: 40 at Tampa Bay (11/20/88)

## WILLIAM PERRY

Defensive Tackle—Clemson—5th Year

Ht: 6-2—Wt: 325

Born: 12/16/62—Aiken, SC

Acquisition: Selected in 1st round (22nd player) of  
1985 draft.



72

**1988 SEASON:** Started first three games of season at left end before breaking right arm in 4th quarter vs. Vikings (9/18) . . . Placed on IR (9/22) for remainder of season . . . Had 9 tackles at Indianapolis (9/11) and vs. Vikes . . . Entered eating disorder clinic just prior to training camp and returned to team August 21 . . . Will return to defensive tackle in 1989. **GAMES PLAYED: 3 GAMES STARTED: 3.**

**PRO CAREER: 1987** — Started 11 of 12 union games at right tackle . . . 6th leading tackler on team with 55 stops, 25 solos . . . Also had 3 sacks and two passes defended . . . Season-high 8 tackles vs. Chiefs (11/1) . . . Played reserve role in final regular season game and vs. Redskins in playoffs as Hampton moved inside and Al Harris played end . . . Fumbled on only carry of season at Denver (11/16) . . . **1986** — Turned in solid performance as full-time starter at right tackle . . . Finished 7th on team in tackles (84) and 7th in sacks (5) . . . Had 10-tackle performances vs. Eagles (9/14) and vs. Rams (11/3) . . . Registered two sacks at Tampa (11/9), also had takedowns vs. Eagles, Lions (10/26) and at Dallas (12/21) . . . Appeared as fullback in goal line situations but only had one carry during season and fumbled vs. Packers (11/23) . . . Had 5 tackles in playoff loss to Redskins . . . **1985** — Became most publicized rookie in NFL history after playing both ways as DT and goal line fullback . . . Started second half of season at DT, replacing Mike Hartenstine (Hampton moved from tackle to end) . . . Emerged as fullback vs. Packers on Monday Night Football (10/21) and scored on 1-yard run while making lead block on two Payton TD runs . . . Also rushed for TD vs. Falcons (11/24) and caught 4-yard TD pass at Green Bay (11/3) . . . Made first pro sack vs. Vikings (10/27) and finished with 5 . . . Had 2 sacks, 5 tackles in best outing vs. Lions (11/10) . . . Raced 59 yards after recovering fumble at Detroit (12/22) . . . Had 5 tackles in playoff win over Giants; sack and two stops vs. Rams . . . One-yard TD run vs. Pats in Super Bowl . . . Made debut as ball carrier in final two plays at S.F. (10/13).

**COLLEGIATE, PERSONAL:** Nicknamed "Refrigerator" by college teammate who took note of Perry's wide configuration while standing in elevator, thus consuming entrance way . . . Outland and Lombardi trophy finalist as senior . . . Led Tigers in tackles with 100 as senior becoming first



## PRUITT

down lineman to lead team in tackles... All-time Clemson sack leader with 25, including 10 as senior... Had 16 tackles vs. Maryland in '84 - 3rd highest total of down lineman in school history... Led nation in tackles for loss with 2.45 average (27 in 11 games) in '84... All-time Clemson leader in fumble involvement (caused and recovered) in career with 15... Most highly recruited player to sign with Clemson for '81 season after earning Parade and Adidas prep all-America... Three-sport letterman in high school... Married (Sherry)... Two daughters (Latavia, Norie Shanta)... Brother, Michael Dean, is DL with Browns... Avid fisherman and basketball player.

### Perry's Pro Stats

Year/Club	Int	Tkls	Fum	Force	Pass	Bik	Sack/	Games/
	Yds	Solo	Rec	Fum	Def	Kick	Yds	Starts
1988 Bears	0/0	19/5	0	0	0	0	0/0	3/3
1987 Bears	0/0	55/25	0	0	2	0	3/25	12/11
1986 Bears	0/0	84/51	0	2	2	0	5/42	16/16
1985 Bears	0/0	31/26	2	0	2	0	5/42	16/9
<b>Career</b>	<b>0/0</b>	<b>189/107</b>	<b>2</b>	<b>2</b>	<b>6</b>	<b>0</b>	<b>13/109</b>	<b>47/39</b>
<b>Post-Season</b>								
1987	0/0	0/0	0	0	0	0	0/0	1/0
1986	0/0	5/3	0	0	0	0	0/0	1/1
*1985	0/0	8/7	0	0	0	0	1/7	3/3
<b>Career</b>	<b>0/0</b>	<b>13/10</b>	<b>0</b>	<b>0</b>	<b>0</b>	<b>0</b>	<b>1/7</b>	<b>5/4</b>

\*also 1 rush for 1 yard and TD

'85: 5 rushes, 7 yards, 2 TD's, 1 rec, 4 yds, TD

'86: 1 rush, 0 yards, fumble

'87: 1 rush, 0 yards, fumble

### Perry's Single Game Highs

Most Tackles: 10 vs. Eagles (9/14/86);

Most Sacks: 2, vs. Lions (11/10/85); at Tampa

vs. Rams (11/3/86)

(11/9/86)

Most Solos: 8 vs. Rams (11/3/86)

# 52



## MICKEY PRUITT

Linebacker—Colorado—2nd Year

Ht: 6-1—Wt: 220

Born: 1/10/65—Chicago, IL

Acquisition: Signed as free agent, 5/12/88.

**1988 SEASON:** Appeared in 14 regular season games, including three starts... Started at RLB for injured Morrissey vs. Bills (10/2)... Also started next week at Detroit (10/9) and had 4 tackles... Had career-high 6 tackles in final start vs. 49ers (10/24) before leaving game in 4th quarter with sprained ankle... Inactive following two weeks before playing reserve role in final



## PRUITT

six games... Had an interception at end of first half vs. Eagles (12/31) in playoffs to halt drive... Also knocked down pass vs. Eagles. **GAMES PLAYED: 14 GAMES STARTED: 3.**

**COLLEGIATE, PERSONAL:** Three-time all-Big Eight selection at Colorado... AP honorable mention all-America as senior... Played in same secondary as David Tate... 116 tackles as senior is school record for defensive back... Started 8 games as a freshman... All-state receiver / running back and punt returner at Chicago's Robeson High School... Family still resides on Chicago's south side... Co-winner of Brian Piccolo Award... Single.

Year/Club	Interceptions				Pruitt's Pro Stats						
	No	Yds	LG	TD	Tkls Solo	Fum Rec	Force	Pass Def	Blk Kick	Sack Yds	Games/ Starts
1988 Bears	0	0	0	0	13/4	0	0	0	0	0/0	14/3
<b>Career</b>	<b>0</b>	<b>0</b>	<b>0</b>	<b>0</b>	<b>13/4</b>	<b>0</b>	<b>0</b>	<b>0</b>	<b>0</b>	<b>0/0</b>	<b>14/3</b>
<b>Post-Season</b>											
1988	1	0	0	0	1/1	0	0	1	0	0/0	2/0
<b>Career</b>	<b>1</b>	<b>0</b>	<b>0</b>	<b>0</b>	<b>1/1</b>	<b>0</b>	<b>0</b>	<b>1</b>	<b>0</b>	<b>0/0</b>	<b>2/0</b>

### Pruitt's Single Game Highs

Most Tackles: 6 vs. 49ers (10/24/88)

Most Solos: 3 vs. 49ers (10/24/88)

## BEARS CONSECUTIVE GAMES AND STARTS (First game of streak in parenthesis)

PLAYER	GAMES	STARTS	PLAYER	GAMES	STARTS
Adickes, John	5 (11/20/88)	0	Lynch, Lorenzo	0	0
Anderson, Neal	16 (9/4/88)	16 (9/4/88)	McKinnon, Dennis	7 (11/6/88)	7 (11/6/88)
Becker, Kurt	35 (11/9/86)		McMahon, Jim	0	0
Bortz, Mark	39 (10/12/86)	39 (10/12/86)	McMichael, Steve	111 (10/19/81)	85 (10/23/83)
Boso, Cap	6 (11/13/88)	0	Morris, Ron	28 (9/14/87)	0
Butler, Kevin	60 (9/8/85)	—	Morrissey, Jim	7 (11/6/88)	7 (11/6/88)
Chapura, Dick	16 (9/4/88)	0	Muster, Brad	16 (9/4/88)	0
Covert, Jim	7 (11/6/88)	6 (11/13/88)	Perry, William	0	0
Davis, Wendell	16 (9/4/88)	0	Pruitt, Mickey	6 (11/13/88)	0
Dent, Richard	0	0	Rivera, Ron	75 (9/2/84)	17 (12/27/86)
Douglass, Maurice	7 (11/6/88)	6 (11/13/88)	Sanders, Thomas	45 (12/22/85)	0
Duerson, Dave	9 (10/24/88)	9 (10/24/88)	Shannon, John	3 (12/5/88)	0
Gayle, Shaun	0	0	Singletary, Mike	34 (11/16/86)	34 (11/16/86)
Gentry, Dennis	40 (10/6/85)	15 (9/11/88)	Smith, Sean	9 (10/24/88)	3 (12/5/88)
Hampton, Dan	9 (12/14/87)	19 (12/14/87)	Stinson, Lemuel	16 (9/4/88)	0
Harbaugh, Jim	0	0	Suhey, Matt	101 (9/12/81)	17 (12/27/87)
Hilgenberg, Jay	117 (9/6/81)	84 (10/30/83)	Tate, David	16 (9/4/88)	0
Jackson, Vestee	48 (9/7/88)	36 (11/3/85)	Thayer, Tom	60 (9/7/85)	16 (9/4/88)
Johnson, Troy	16 (9/4/86)	0	Tomczak, Mike	1 (12/19/88)	1 (12/19/88)
Jones, Dante	7 (11/6/88)	0	Van Horne, Keith	0	0
Kozlowski, Glen	16 (9/4/88)	0	Wojciechowski, John	16 (9/4/88)	2 (12/11/88)
Krumm, Todd	15 (9/11/88)	0			



## RIVERA

59



### RON RIVERA

Linebacker—California—6th Year

Ht: 6-3—Wt: 235

Born: 1/7/62—Monterey, CA

Acquisition: Selected in 2nd round (44th player) of 1984 draft.

**1988 SEASON:** Started all 18 games at LLB and finished tied for 3rd on club with 88 tackles. . . Also had 2 interceptions and 2 sacks. . . Forced Eric Dickerson fumble 4th quarter at Indy (9/11) thwarting late Colts drive. . . Interceptions came in back-to-back weeks vs. Vikings (9/18) and at Green Bay (9/25). . . Tied career-high 13 tackles at New England (10/30). . . Had 9 tackles and pass defended at Detroit (10/9); 8 stops vs. 49ers (10/24). . . Originally slated to replace Marshall at right linebacker, but moved to left during pre-season after injury to Wilson. **GAMES PLAYED: 16 GAMES STARTED: 16.**

**PRO CAREER: 1987** — Finished year as starting LLB. . . Replaced Otis Wilson at Green Bay (11/8) after Wilson sustained knee injury. . . Started next 4 games and had an interception in first two outings (11/6 and 11/22). . . Returned to reserve role upon Wilson's return at SF and vs. Seahawks (12/20) but was reinserted to start final game at LA Raiders (12/27) and playoff game vs. Skins. . . Had 8 tackles and sack at Minnesota (12/6). . . Finished season with 38 tackles and 18 solos. . . **1986** — Started two games. . . Had 13 tackles vs. Lions (10/16) in first pro start for injured Singletary. . . Also started two weeks later at Tampa Bay (11/9) and led team with 8 tackles. . . Had the most tackles (35) among non-starters and finished 11th on team in solos (25). . . **1985** — Scored first pro TD in season finale (12/22) at Detroit on fumble recovery. . . Had 4 tackles and 1 assist vs. Falcons (11/24) in extensive duty. . . **1984** — Played in final 15 games after sitting out season opener with bruised shoulder. . . Set back during rookie season after suffering sciatic nerve injury in first practice which sidelined him during preseason.

**COLLEGIATE, PERSONAL:** Finished great career at Cal by being a consensus first-team all-America at Cal, Lombardi Award finalist and Pac Ten co-defensive player of the year. . . Finished with 138 tackles (26 for loss) and 13 sacks as senior. . . Also led team in tackles as junior with 99, including 8 for loss. . . Had 17 tackles as sophomore vs. Georgia and Oregon State; 17 as junior against Texas A & M. . . Three-year letterman in football, baseball and basketball at Seaside (CA) High. . . Father is career military man. . . Lived in Germany, Panama, Washington and Maryland before moving to Southern California. . . Sociology major. . . Received Frito-Lay "Unsung Hero" award in '87. . . Toured Chicago-area high schools during '88 season on "Say No To Drugs" campaign. . . Serves as spokesman for Chicago Fire Department and can be heard in Spanish public service announcements endorsing fire alarms. . . Enjoys golf, racquetball and Mexican food. . . Aspires career in coaching. . . Bears '89 Travelers' Man of Year nominee. . . Wife (Stephanie) was guard for Cal women's basketball team. . . One son (Christopher).



## SANDERS

Year/Club	Interceptions				Rivera's Pro Stats							Games/ Starts
	No	Yds	LG	TD	Tkls Solo	Fum Rec	Force Fum	Pass Def	Blk Kick	Sack Yds		
1988 Bears	2	0	0	0	88/45	1	0	3	0	2/17	16/16	
1987 Bears	2	19	15	0	38/18	0	0	2	0	1/1	12/5	
1986 Bears	0	0	0	0	35/25	0	0	1	0	.5/4	16/2	
1985 Bears	0	0	0	0	14/12	1	1	0	0	.5/4	16/0	
1984 Bears	0	0	0	0	6/5	0	0	0	0	0/0	15/0	
<b>Career</b>	<b>4</b>	<b>19</b>	<b>15</b>	<b>0</b>	<b>181/105</b>	<b>2</b>	<b>1</b>	<b>6</b>	<b>0</b>	<b>4/26</b>	<b>75/23</b>	

1985: Scored TD on fumble recovery

Playoffs											
Year	No	Yds	LG	TD	Tkls Solo	Fum Rec	Force Fum	Pass Def	Blk Kick	Sack Yds	Games/ Starts
1988	0	0	0	0	5/2	0	0	0	0	1/1	2/2
1987	0	0	0	0	5/1	0	0	0	0	0/0	1/1
1986	0	0	0	0	0/0	0	0	0	0	0/0	1/0
1985	0	0	0	0	6/6	0	0	0	0	0/0	3/0
1984	0	0	0	0	1/1	0	0	0	0	0/0	2/0
<b>Career</b>	<b>0</b>	<b>0</b>	<b>0</b>	<b>0</b>	<b>17/10</b>	<b>0</b>	<b>0</b>	<b>0</b>	<b>0</b>	<b>1/1</b>	<b>9/3</b>

### Rivera's Single Game Highs

Most Tackles: 13 vs. Lions (10/26/86);  
at New England (10/30/88)

Most Solos: 9 vs. Lions (10/26/86)  
Most Interceptions: 1, four times

## THOMAS SANDERS

Running Back—Texas A & M—5th Year

Ht: 5-11—Wt: 203

Born: 1/4/62—Giddings, TX

Acquisition: Selected in 9th round (246th player) of  
1985 draft.



20

**1988 SEASON:** Finished 2nd on team in rushing with career-high 332 yards on 95 carries. . . Played every third series while alternating with Anderson. . . Best outing was 94 yards on 8 carries that included 58 yard run vs. Eagles (12/31) in playoffs. . . Had 59 yards on 10 rushes and TD in opener vs. Dolphins (9/4). . . Rushed for 38 yards on 10 carries, 1 TD; 2 catches for 48 yards, 39 long at Green Bay (9/25). . . Gained 50 yards on 10 rushes at Tampa (11/6). . . Finished second on club with 19.1 avg on 13 kickoff returns. **GAMES PLAYED: 16 GAMES STARTED: 0.**

**PRO CAREER: 1987** —Finished 3rd on club with 122 yards on 23 carries. . . Best outing was 37 yards on 5 carries vs. Packers (11/29). . . Also returned 20 kicks, including 42-yarder vs. Giants (9/14). . . Ran 32 yards on 6 carries and caught 2 passes for 28 yards vs. Lions (11/22). . . **1986** — Tied for 3rd on team in rushing (224 yards) while posting 8.3 average and 5 TD's. . . Made



## SHANNON

only pro start vs. Steelers (11/30) and rushed for 19 yards on 3 carries. . . Earned game ball at Cincinnati after gaining career-high 95 yards on 4 rushes, including 75-yard TD run – 2nd longest in NFC in '86. . . Had 2 TD's at Cincy (9/28) and vs. Rams (11/3) in 69-yard outing on 8 carries. . . Also used as kick returner, leading team with 22 returns, his best, a 44-yarder at Houston (10/12). . . 1985 — Played behind Payton and Gentry as rookie and carried the ball in just 6 games. . . Best outing was 73-yard effort on 10 carries vs. Patriots (9/15). . . Missed game at New York Jets (12/14) with knee and ankle sprain. . . Scored first pro TD vs. Falcons (11/24) on 1-yard run. . . Gained 15 yards on 4 carries in Super Bowl XX.

**COLLEGIATE, PERSONAL:** Led Texas A & M in rushing as senior with 738 yards and 4.4 average per rush. . . Had herniated disc surgery following '82 season and missed entire '83 campaign. . . Injury included excess calcium deposits that were pinching a nerve causing lost control of many upper body muscles. . . Hobbies include horseback riding and dancing. . . All-district, all-state and all-America at Giddings (TX) H.S. . . Industrial education major who enjoys wood-working. . . Married (Novaita). . . One daughter (Tiffany). . . Resides in Wheeling.

### Sanders' Pro Stats

Year/Club	Rushing					Receiving					Kickoff Returns					Games/ Starts
	No	Yds	Avg	LG	TD	No	Yds	Avg	LG	TD	No	Yds	Avg	LG	TD	
1988 Bears	95	332	3.5	20	3	9	94	10.4	39	0	13	248	19.1	38	0	16/0
1987 Bears	23	122	5.3	17	1	3	53	17.7	25	0	20	349	17.5	42	0	12/0
1986 Bears	27	224	8.3	75	5	2	18	9.0	18	0	22	399	18.1	44	0	16/1
1985 Bears	25	104	4.2	28	1	1	9	9.0	9	0	1	10	10.0	10	0	15/0
<b>Career</b>	<b>170</b>	<b>782</b>	<b>4.6</b>	<b>75</b>	<b>10</b>	<b>15</b>	<b>174</b>	<b>11.6</b>	<b>39</b>	<b>0</b>	<b>56</b>	<b>1006</b>	<b>18.0</b>	<b>44</b>	<b>0</b>	<b>59/1</b>
<b>Post-Season</b>																
1988	15	116	7.7	58	0	2	20	10.0	12	0	2	31	15.5	19	0	2/0
1987	2	4	2.0	3	0	1	2	2.0	2	0	0	0	0.0	0	0	1/0
1986	0	0	0.0	0	0	0	0	0.0	0	0	0	0	0.0	0	0	1/0
1985	4	15	3.8	10	0	0	0	0.0	0	0	0	0	0.0	0	0	3/0
<b>Career</b>	<b>21</b>	<b>135</b>	<b>6.4</b>	<b>58</b>	<b>0</b>	<b>3</b>	<b>22</b>	<b>7.3</b>	<b>12</b>	<b>0</b>	<b>2</b>	<b>31</b>	<b>15.5</b>	<b>19</b>	<b>0</b>	<b>7/0</b>

### Sanders' Single Game Highs

Most Rushes: 10, three times  
 Most Yards, Rushing: 95 at Cincinnati (9/28/86)  
 Long Rush: 75 at Cincinnati (9/28/86)  
 Most Catches: 2, three times

Most Yards, Receiving: 48 at Green Bay (9/25/88)  
 Long Catch: 39 at Green Bay (9/25/88)  
 Most KOR's: 5 vs. Seahawks (12/20/87)  
 Long KOR: 44 at Houston (10/12/86)

# 75



## JOHN SHANNON

Defensive Tackle—Kentucky—2nd Year

Ht: 6-3—Wt: 270

Born: 1/18/65—Devon, KY

Acquisition: Signed as free agent, 5/17/88.



## SHANNON

**1988 SEASON:** Joined club as rookie free agent . . . Released in final cutdown and then re-signed, (9/7), following season opener. . . Appeared in 13 games and was inactive for 2 games. . . Contributed 6 tackles as DT, including 3 at Minnesota (12/19) . . . Had 1 solo in playoffs vs. 49ers . . . Also played special teams and was involved in 9 stops. **GAMES PLAYED: 13 GAMES STARTED: 0.**

**COLLEGIATE, PERSONAL:** Full-time starter as senior after splitting time as junior for Wildcats . . . Was a walk-on at Kentucky who appeared in 10 games as freshman before earning scholarship. . . College teammate of Maurice Douglass. . . Attended Boone County (KY) H.S. . . . Accounting major. . . Single. . . Resides in Highland Park, IL.

### Shannon's Pro Stats

Year/Club	Int Yds	Tkls Solo	Fum Rec	Force Fum	Pass Def	Blk Kick	Sack Yds	Games/ Starts
1988 Bears	0	6/4	0	0	0	0	0/0	13/0
Career	0	6/4	0	0	0	0	0/0	13/0
Post-Season 1988	0	1/1	0	0	0	0	0	2/0

### Shannon's Single Game Highs

Most Tackles: 3 at Minnesota (12/19/88)

## HOME GAME ATTENDANCE

Season	Capacity	Ticket Distribution	Actual Attendance	Actual Average
1975	57,455	387,312	323,868	46,267
1976	57,359	401,123	351,812	50,259
1977	57,359	401,513	336,500	48,071
1978	57,359	458,872	385,976	55,139
1979	57,979	463,832	416,168	59,453
1980	64,154	513,232	464,897	58,112
1981	64,410	515,280	436,563	54,570
1982	65,793	249,354	183,626	45,907
1983	65,793	525,897	418,771	52,346
1984	65,793	516,347	462,159	57,770
1985	65,793	526,344	486,212	60,777
1986	66,030	528,240	495,484	61,936
1987	66,030	512,642	459,192	57,399
1988	66,946	528,240	494,093	61,762
1975-88		6,528,228	5,715,321	54,983



## SINGLETERY

50



### MIKE SINGLETERY

Linebacker—Baylor—9th Year

Ht: 6-0—Wt: 228

Born: 10/9/58—Houston, TX

Acquisition: Selected in 2nd round (38th player) of 1981 draft.

**1988 SEASON:** Capped off brilliant season by earning 6th consecutive trip to Pro Bowl as one of just two unanimous selections (Reggie White) . . . Named NFL Defensive Player of the Year by Associated Press and Pro Football Weekly; NFC Defensive Player of Year by UPI and Football News . . . 1st-team all-NFL by AP, PFWA, TSN and PFW; 1st-team all-NFC by UPI and Football News . . . Led club with a career-high 170 total tackles, including 89 solo tackles, also a team best . . . Established new single game career-high with 16 tackles vs. Cowboys (10/16) and matched it at Tampa Bay (11/20) . . . Also intercepted pass and recovered fumble at Tampa . . . Other top games included 15 tackles vs. Bucs (11/6), 14 at New England (10/30) . . . Had 10+ tackles in 8 games . . . Involved in 11 tackles and had pass deflection vs. 49ers in playoffs (1/8/89). **GAMES PLAYED: 16 GAMES STARTED: 16.**

**PRO CAREER:** — Has finished as team's first or second leading tackler each of the last seven seasons . . . Defensive captain since 1983 . . . Has missed just two games in entire career. . . **1987** — Selected to 5th straight Pro Bowl . . . Named to virtually every all-pro team . . . 2nd on team in total tackles (108), solo tackles (55) and forced fumbles (3) . . . Had 14 tackles at Tampa Bay (10/25) . . . Had three other double digit tackle performances and twice had nine stops . . . Had only two sacks of season in season-opening 34-19 win over Giants (9/14) . . . Injured finger at Minnesota (12/6) which required 12 stitches during game; returned to lead goal-line stand in division-clinching 30-24 win . . . **1986** — Unanimous all-pro selection . . . Had 79 tackles in first seven games before pulling groin at Minnesota (10/19) causing him to miss next game and break streak of 73 straight starts . . . Had 14 tackles vs. Eagles (9/14) and 13 stops vs. Vikings (10/5) . . . **1985** — NFL Defensive Player of the Year by AP; NFC Defensive Player of the Year by UPI . . . Consensus all-NFL choice after 113 tackles . . . NFC Defensive Player of Week vs. Patriots (9/15) after 7 tackles, 3 sacks and interception . . . Had 13 tackles and sack in playoffs; two fumble recoveries in Super Bowl XX . . . **1984** — Team's leading tackler with 116 . . . 3 forced fumbles were second on team . . . Consensus all-NFL choice . . . **1983** — 148 tackles and 4 fumble recoveries paced team . . . Named to all-NFC team . . . **1982** — Tied for 2nd on club with 71 tackles . . . **1981** — Started last 9 games and earned all-rookie honors by PFWA, UPI, PFW and Football Digest . . . Earned first game ball following 10 tackles and forced fumble vs. Chiefs (11/8) . . . Bears received choice to draft him from 49ers for 5th round pick and exchange of 2nd round positions to skip past Vikings.

**COLLEGIATE, PERSONAL:** One of the greatest players in SWC history, earning consensus all-American honors final two seasons while being tabbed conference "player of year" both seasons . . . Only junior selected to all-SWC team of the '70s . . . Averaged 15 tackles per game over career at Baylor . . . Established school record with 232 tackles in '78 . . . Posted 20 tackles or more in 4 games; 30 tackles or more 3 times including career-high 33 stops vs. Arkansas . . . Never had less than 10 tackles in game at Baylor . . . Finalist in '80 Lombardi Trophy



## SMITH

voting... Served as team captain final two seasons... Final college stats: 662 tackles, 351 solos, 6 fumble recoveries, 18 passes defended... Product of Houston's Worthing H.S... Active in community services, speaking to various youth groups in Chicago and Houston; also FCA, Hemophilia Foundation of Illinois, Drug and Substance Abuse... Favorite book: "The Amazing Results of Positive Thinking" by Norman Vincent Peale... BA degree in management... Aspires to own health spa/resort... Nickname: "Samurai"... Married (Kim)... One daughter (Kristin)... One son (Matthew)... Resides in Lake Forest.

### Singletery's Pro Stats

Year/Club	Interceptions				Tkl Solo	Fum Rec	Force Fum	Pass Def	Blk Kick	Sack Yds	Games/ Starts
	No	Yds	LG	TD							
1988 Bears	1	13	13	0	170/89	1	0	3	0	1/3	16/16
1987 Bears	0	0	0	0	108/55	1	3	4	0	2/14	12/12
1986 Bears	1	3	3	0	129/68	0	1	9	0	2/15	14/14
1985 Bears	1	23	23	0	113/89	3	0	5	0	3/24	16/16
1984 Bears	1	4	4	0	116/81	1	3	4	0	3.5/24	16/16
1983 Bears	1	0	0	0	148/118	4	1	7	0	3.5/23.5	16/16
1982 Bears	0	0	0	0	71/61	1	1	2	0	1/9	9/9
1981 Bears	1	-3	-3	0	72/60	0	1	4	0	0/0	16/9
<b>Career</b>	<b>6</b>	<b>40</b>	<b>23</b>	<b>0</b>	<b>927/621</b>	<b>11</b>	<b>10</b>	<b>38</b>	<b>0</b>	<b>16/112.5</b>	<b>115/108</b>

### Post-Season

1988	0	0	0	0	13/4	0	0	1	0	0/0	2/2
1987	0	0	0	0	7/0	0	0	0	0	0/0	1/1
1986	0	0	0	0	12/7	0	0	0	0	0/0	1/1
1985	0	0	0	0	15/10	3	0	2	0	1/11	3/3
1984	0	0	0	0	9/6	0	0	2	0	0/0	2/2
<b>Career</b>	<b>0</b>	<b>0</b>	<b>0</b>	<b>0</b>	<b>56/27</b>	<b>3</b>	<b>0</b>	<b>5</b>	<b>0</b>	<b>1/11</b>	<b>9/9</b>

### Singletery's Single Game Highs

Most Tackles: 16 vs. Cowboys (10/16/88); at Tampa (11/20/88) Most Solos: 14 at Green Bay (11/3/85)  
Most Sacks: 3 vs. Patriots (9/15/85)

## SEAN SMITH

Defensive End—Grambling—3rd Year

Ht: 6-4—Wt: 275

Born: 3/27/65—Bogalusa, LA

Acquisition: Selected in 4th round (101st player) of 1987 draft with choice acquired from LA Rams in Doug Flutie trade.



# 97

**1988 SEASON:** Became starting right end for final three regular season games and playoffs after season-ending injury to Richard Dent... Made first career start at LA Rams (12/5) and responded with 6 tackles... Had sack in season-finale at Minnesota (12/19)... Had 3 tackles, 2 passes



## STINSON

defended and sack in playoff win vs. Eagles (12/31) . . . Spent first 6 weeks of regular season on injured reserve after pre-season right knee sprain . . . Activated 10/14 and saw first game action vs. 49ers (10/24) . . . Can play end or tackle. **GAMES PLAYED: 9 GAMES STARTED: 3.**

**PRO CAREER: 1987** — Appeared in 10 games as reserve / special teamer . . . Also played in goal-line situations . . . Recorded one tackle vs. Packers (11/29) and at Minnesota (12/6) . . . Sat out two games due to quadricep pull.

**COLLEGIATE, PERSONAL:** Premier defensive lineman in Southwestern Athletic Conference who earned first-team all-league honors and all-American honors as senior . . . Led down linemen and ranked fourth on squad with 87 tackles (53 solos), 7 sacks and 11 tackles for losses . . . Played in Blue-Gray game . . . All-league honors all four seasons . . . Played defensive end most of junior campaign . . . 2nd-team all-SWC pick as defensive tackle as sophomore . . . SWAC Newcomer of the Year as he immediately earned starting job at DT as freshman . . . All-conference and all-district defensive lineman at Bogalusa (LA) High . . . Also lettered in track and basketball . . . Business major . . . Single.

### Smith's Pro Stats

Year/Club	Int	Tkls	Fum	Force	Pass	Bik	Sack	Games/ Starts
	Yds	Solo	Rec	Fum	Def	Kick	Yds	
1988 Bears	0/0	19/12	0	0	1	0	1/0	9/3
1987 Bears	0/0	2/1	0	0	0	0	0/0	10/0
<b>Career</b>	<b>0/0</b>	<b>21/13</b>	<b>0</b>	<b>0</b>	<b>1</b>	<b>0</b>	<b>1/0</b>	<b>19/3</b>
<b>Post-Season</b>								
1988	0/0	4/1	0	0	1	0	1/10	2/2
1987	0/0	0/0	0	0	0	0	0/0	1/0
<b>Career</b>	<b>0/0</b>	<b>4/1</b>	<b>0</b>	<b>0</b>	<b>1</b>	<b>0</b>	<b>1/10</b>	<b>3/2</b>

### Smith's Single Game Highs

Most Tackles: 6 at LA Rams (12/5/88);  
vs. Lions (12/11/88)

Most Solos: 5 vs. Lions (12/11/88)  
Most Sacks: 1 at Minnesota (12/19/88)

# 32



## LEMUEL STINSON

Cornerback—Texas Tech—2nd Year

Ht: 5-9—Wt: 160

Born: 5/10/66—Houston, TX

Acquisition: Selected in 6th round (161st player) of  
1988 draft.

**1988 SEASON:** Club's third cornerback and special teams player . . . Made only start at Los Angeles Rams (12/5) for Richardson . . . Had season high 5 tackles against Rams . . . Played extensively in second half at Detroit (10/9) after injury to Jackson and had 2 tackles and 2 passes defended . . . Had 1 kickoff return for 18 yards vs. 49ers (1/8) in NFC Title game . . . Involved in 8 special teams tackles. **GAMES PLAYED: 16 GAMES STARTED: 1.**



## SUHEY

**COLLEGIATE, PERSONAL:** Played wide receiver first three seasons before switching to cornerback for senior year. . . Had 57 tackles, 9 passes defended and 4 interceptions in final year. . . Competed on Tech track team and finished 4th in SWC in 110-meter high hurdles. . . Missed spring drills prior to junior season to concentrate on track (played without scholarship) and caught 1 pass for 6 yards. . . Had 7 catches for 108 yards as sophomore including 4 for 71 vs. TCU. . . Started two games as freshman and caught 4 passes for 58 yards. . . Two-time all-American receiver at Houston's Worthing H.S. - same school as Mike Singletary. . . Caught 30 passes for 1000 yards, 8 TD's as senior. . . 13.76 in high hurdles won Texas state meet. . . Physical education major with 3.2 GPA. . . Married (Kristine). . . Off-season residence is Houston.

### Stinson's Pro Stats

Year/Club	Interceptions				Tkls	Fum	Force	Pass	Blk	Sack	Games/
	No	Yds	LG	TD	Solo	Rec	Fum	Def	Kick	Yds	Starts
1988 Bears	0	0	0	0	10/3	0	0	3	0	0/0	16/1
Career	0	0	0	0	10/3	0	0	3	0	0/0	16/1

**Post-Season:** No defensive statistics; 1 kickoff return for 18 yards.

### Stinson's Single Game Highs

Most Tackles: 5 at Los Angeles Rams  
(12/5/88)

Most Solos: 1 at Los Angeles Rams (12/5/88);  
at Detroit (10/9/88)

## MATT SUHEY

Fullback—Penn State—10th Year

Ht: 5-11—Wt: 215

Born: 7/7/58—State College, PA

Acquisition: Selected in 2nd round (46th player) of  
1980 draft.



# 26

**1988 SEASON:** Started all 16 games and finished 3rd on club in rushing (253 yards) and 6th in receiving (20 for 154). . . Rushed for season-high 61 yards on 11 carries at Green Bay (9/25). . . Carried 12 times - a season-high - for 32 yards and winning 2-yard TD run at Indianapolis (9/11). . . Had season-long 19-yard run and 29-yard reception at Detroit (10/9). . . Best blocking back on club. . . Enters camp as back-up to Brad Muster. **GAMES PLAYED: 16 GAMES STARTED: 16.**

**PRO CAREER: 1987** — Served as back up most of season before starting final three games. . . Did not carry ball until week 14 vs. Seattle. . . Rushed 6 times for 22 yards in finale at Los Angeles Raiders (12/27). . . Also caught 7 passes including 2 vs. Giants (9/14) and vs. Seahawks (12/20). . . Ranks 6th in Bear annals with 2,895 yards rushing on 809 carries. . . Club's second leading rusher for six straight seasons - 1981-86. . . **1986** — Finished as team's 2nd leading rusher (270 yards) and 4th leading receiver (24 receptions). . . Started 13 games and played in all 17. . . Earned game ball in season opener vs. Browns (9/7) after catching 6 passes for 85 yards and rushing for 22 yards and 1 TD. . . Best rushing outing of season was 42 yards on 11 carries and TD at Detroit (12/15). . . Long run of 17 yards vs. Bucs (12/7). . . **1985** — Finished with outstanding Super



## SUHEY

Bowl XX performance – 52 yards rushing on 11 carries and first TD of game on 11-yard run; also 1 catch for 24 yards. . . Last 100-yard game was 102-yard effort vs. Lions (11/10). . . **1984** — Caught 2 TD passes from Payton on halfback option. . . Key 33-yard catch vs. Redskins set up TD in playoff win over Redskins (12/30). . . **1983** — Turned in best statistical season rushing for 681 yards on 141 attempts. . . Had first 100-yard game vs. Tampa Bay (11/20), rushing 19 times for 112 yards. . . Game ball performances vs. Vikings (12/11/83) after rushing 17 times for 101 yards and passing 74 yards to Payton for TD. . . **1981** — Became full-time starter. . . **1980** — Started one game as rookie. . . Accounted for 180 combined yards at Pittsburgh – 130 by KOR (9/28/80).

**COLLEGIATE, PERSONAL:** 4th leading rusher in Penn State history with 2,818 yards, trailing Curt Warner, D.J. Dozier and Lydell Mitchell, ahead of John Cappelletti and Franco Harris. . . Also caught 39 passes for 328 yards for PSU. . . Comes from family of Penn State gridders; maternal grandfather Bob Higgins was PSU all-America in 1919, played end for Canton Bulldogs against George Halas and Chicago Staleys in 1921 (Staley's won 10-0), and coached Lions from 1930-48; father Steve was an all-America guard at PSU in 1947 and played with Jim Finks and Steelers in '49. He was inducted into National Football Foundations College Hall of Fame in 1985; brothers Larry (RB) and Paul (LB) were on '76 Lions team with Matt. . . Three-year all-state RB, also played LB. . . Football captain, lettered in track and wrestling. . . Resides in Highland Park, IL. . . BS degree in marketing. . . Donates time to several charities in Chicago during off-season. . . Likes to golf and travel. . . Active in buying and selling options. . . Given name Matthew Jerome Suhey. . . Married (Donna) and one son (Joseph).

### Suhey's Pro Stats

Year/Club	Rushing					Receiving					Games/Starts
	No	Yds	Avg	LG	TD	No	Yds	Avg	LG	TD	
1988 Bears	87	253	2.9	19	2	20	154	7.7	29	0	16/16
1987 Bears	7	24	3.4	6	0	7	54	7.7	12	0	12/3
1986 Bears	84	270	3.2	17	2	24	235	9.8	58	0	16/13
1985 Bears	115	471	4.1	17	1	33	295	8.9	35	1	16/16
1984 Bears	125	424	3.3	21	4	41	309	7.5	23	2	16/16
1983 Bears	149	681	4.6	39	4	49	428	8.8	52	1	16/13
1982 Bears	70	206	2.9	13	3	36	333	9.3	45	0	9/9
1981 Bears	150	521	3.5	26	3	33	168	5.1	15	0	15/14
1980 Bears	22	45	2.0	10	0	7	60	8.6	21	0	16/1
<b>Career</b>	<b>809</b>	<b>2,895</b>	<b>3.6</b>	<b>39</b>	<b>19</b>	<b>250</b>	<b>2,036</b>	<b>8.1</b>	<b>58</b>	<b>4</b>	<b>132/101</b>

1980: KOR, 406 yds., 21.4 avg; 1 PR, 4 yds., 4.0 avg.

Passing: 1-1-74 yds. (1 TD) at Vikings 12/11/83; 1984 0-1

#### Playoffs

1988	2	3	1.5	3	0	2	8	4.0	6	0	2/2
1987	4	8	2.0	5	0	1	6	6.0	6	0	1/1
1986	4	14	3.5	13	0	1	2	2.0	2	0	1/1
1985	23	108	4.7	11	1	4	36	9.0	24	0	3/3
1984	10	23	2.3	15	0	5	44	8.8	33	0	2/2
<b>Career</b>	<b>43</b>	<b>156</b>	<b>3.6</b>	<b>15</b>	<b>1</b>	<b>13</b>	<b>96</b>	<b>7.4</b>	<b>33</b>	<b>0</b>	<b>9/9</b>

1980: KOR, 406 yds., 21.4 avg.; 1 PR, 4 yds., 4.0 avg.

Passing: 1-1-74 yds. (1 TD) at Vikings 12/11/83; 1984 0-1



## TATE

### Suhey's Single Game Highs

Most Rushes: 22 (64 yards) vs. Chargers, (10/25/81)	Long Catch: 58 vs. Browns, (9/7/86)
Most Yards, Rush: 112 at Tampa Bay, (11/20/83) (19-112)	Combined Yards: 180 at Steelers (9/28/80) (130 by KOR, 50 by rushing)
Long Rush: 39 at Tampa Bay (11/20/83)	Most KOR: 130 at Pittsburgh (9/28/80) (6-130)
Most Rec: 9 vs. Cardinals, (10/19/83) (9-37)	Long KOR: 31 vs. Bengals 12/14/80 (3/31)
Most Yards, Rec.: 89 vs. Broncos, (10/2/83) (5-89)	

## DAVID TATE

Safety—Colorado—2nd Year

Ht: 6-2—Wt: 177

Born: 11/22/64—Denver, CO

Acquisition: Selected in 8th round (208th player) of 1988 draft. The choice was obtained from New England in exchange for Doug Flutie.



49

**1988 SEASON:** Second on club with 4 interceptions in promising rookie campaign. . . Tied for 4th among NFL rookies with 4 thefts. . . Started 4 games at midseason and appeared in other 12 regular season games and playoffs as "nickel" back. . . Replaced an injured Gayle as starting FS for four-week stretch (10/16 - 11/6). . . Led rookies with 45 tackles. . . Earned game-ball in first pro start vs. Cowboys (10/16) after 2 interceptions and 5 tackles. . . First pro interception vs. Bills (10/2) set up touchdown in 24-3 win. . . Moved back to "nickel" spot and replaced in lineup by Douglass at Washington (11/13), but managed another interception, 3 tackles and pass defended against 'Skins. . . Had 8 tackles at New England (10/30) and 7 vs. Bucs (11/6). **GAMES PLAYED: 16 GAMES STARTED: 4.**

**COLLEGIATE, PERSONAL:** Starting cornerback in final two seasons for Buffaloes. . . Had 2 interceptions, 84 tackles, 6 passes defended and 3 forced fumbles as senior. . . Also had 2 thefts and 6 passes defended as junior. . . Reserve as sophomore; split time between wide receiver and safety as freshman. . . Football standout at WR and DB at Denver's Mullen H.S.; averaged 18 ppg in basketball. . . Single. . . Offseason residence is Denver.

### Tate's Pro Stats

Year/Club	Interceptions				Solo	Fum Rec	Force Fum	Pass Def	Bik Kick	Sack Yds	Games/ Starts
	No	Yds	LG	TD							
1988 Bears	4	35	17	0	45/20	0	0	4	0	0/0	16/4
Career	4	35	17	0	45/20	0	0	4	0	0/0	16/4
Post-Season											
1988	0	0	0	0	1/0	0	0	0	0	0/0	2/0
Career	0	0	0	0	1/0	0	0	0	0	0/0	2/0



## THAYER

### Tate's Single Game Highs

Most Tackles: 8 at New England (10/30/88)      Long Interception: 17 vs. Bills (10/2/88)  
 Most Solos: 3 vs. Cowboys (10/16/88)      Most Deflections: 2 at Detroit (10/9/88)  
 Most Interceptions: 2 vs. Cowboys (10/16/88)

57



## TOM THAYER

Guard—Notre Dame—5th Year

Ht: 6-4—Wt: 275

Born: 8/16/61—Joliet, IL

Acquisition: Signed as free agent, 6/5/85. Originally selected in 4th round (91st player) of 1982 draft.

**1988 SEASON:** Started all 16 games and playoffs at right guard . . . Has played in every game in four seasons with Bears and has started 56 of last 57 games . . . Year-round weightlifter who ranks among strongest players on team. **GAMES PLAYED:** 16 **GAMES STARTED:** 16.

**PRO CAREER:** **1987** — Strong play at right guard earned him Pro Bowl alternate selection . . . Started 11 union games and playoffs; reserve in regular season finale at LA Raiders (12/27) . . . **1986** — Started all 16 games at right guard . . . Received game ball as part of offensive line that paved way for season-high 245 rushing yards vs. Bucs (12/7) . . . **1985** — Assumed starting RG position in 4th game after season ending injury to Kurt Becker . . . Selected to PFWA's all-rookie team . . . Played in 46 games in 1985-86; 23 with USFL Blitz; 23 with Bears . . . **1983** — Started final 9 games for George Allen's team, helping team average 181 rushing yards in that stretch, compared to 132 yard average in 10 games prior to his arrival . . . **1982** — Bears' 4th round draftee, signed with Blitz.

**COLLEGIATE, PERSONAL:** All-American standout and four-time letterman at Notre Dame . . . Played guard, center and tackle at ND over four years; played one game at DT as freshman . . . Started 40 consecutive games for Irish beginning midway through freshman season . . . Honored as ND's top offensive lineman during spring drills as sophomore, junior and senior . . . Roommate of Dave Duerson when both were sophomores at Notre Dame . . . Brother-in-law of Atlanta Falcons' guard John Scully, a teammate at ND . . . Four-time letterman at Joliet Catholic H.S. as offensive and defensive lineman . . . Led school to 33 straight football wins and four consecutive Illinois Class 4A state titles . . . Also lettered in wrestling and track as prep . . . Co-owner of sports restaurant with Mike Tomczak in Joliet called "T and T's" . . . Single . . . Resides in Northbrook, IL.

### Thayer's Pro Stats

**Games/Starts:** 60/56 - 1985 (16/13);      **Post-Season:** 7/7 - 1985 (3/3); 1986 (1/1);  
 1986 (16/16); 1987 (12/11); 1988 (16/16)      1987 (1/1); 1988 (2/2)



## THORNTON

### JAMES THORNTON

Tight End—Cal State-Fullerton—2nd Year

Ht: 6-2—Wt: 242

Born: 2/8/65—Santa Rosa, CA

Acquisition: Selected in 4th round (105th player) of 1988 draft.



80

**1988 SEASON:** Emerged as starter in week 4 and started more games than any other rookie on club (12) . . . Had first career start at Green Bay (9/25) and caught season-high 3 passes for 23 yards . . . Alternated with Moorehead and Boso . . . Best blocking tight end on team . . . Had four games with 2 catches . . . 15 catches tops among Bear tight ends . . . Best game was NFC title game - 4 receptions, 52 yards. **GAMES PLAYED: 16 GAMES STARTED: 12.**

**COLLEGIATE, PERSONAL:** All-Pacific Coast Athletic Association and team MVP as senior after catching 17 passes for 230 yards and 2 TD's . . . Missed final 3½ games with knee injury . . . Had 16 catches as junior, 15 as sophomore . . . Recruited as quarterback but switched to tight end midway through freshman season after becoming avid weightlifter . . . Three-sport star at Analy H.S. in Sebastopol, CA . . . Completed 76 of 180 passes for 1,008 yards and 7 TD's as senior . . . Twice all-league in football, basketball; 6-foot high jumper in track . . . Criminal Justice major . . . Nickname: "Robocop" . . . Co-winner of Brian Piccolo Award . . . Single . . . Resides in Buffalo Grove.

#### Thornton's Pro Stats

Year/Club	Receiving					Games/Starts
	No	Yds	Avg	LG	TD	
1988 Bears	15	135	9.0	19	0	16/12
<b>Career</b>	<b>15</b>	<b>135</b>	<b>9.0</b>	<b>19</b>	<b>0</b>	<b>16/12</b>
<b>Post-Season</b>						
1988	4	52	13.0	18	0	2/2
<b>Career</b>	<b>4</b>	<b>52</b>	<b>13.0</b>	<b>18</b>	<b>0</b>	<b>2/2</b>

#### Thornton's Single Game Highs

Most Catches: 3 at Green Bay (9/25/88)

Long Catch: 19 vs. Packers (11/27/88)

Most Yards, Receiving: 27 vs. Packers (11/27/88); 2 catches



## TOMCZAK

18



### MIKE TOMCZAK

Quarterback—Ohio State—5th Year

Ht: 6-1—Wt: 195

Born: 10/23/62—Chicago, IL

Acquisition: Signed as Free Agent, 5/9/85.

**1988 SEASON:** Backed-up Jim McMahon first half of season before being pressed into duty week 9 at New England (10/30) after McMahon injured knee. . . Started next four games before suffering separated left shoulder vs. Packers (11/27) which sidelined him next two games. . . Completed 18 of 26 for 269 yards and 2 TD's at Tampa (11/6). . . Led team to impressive 34-14 win at Washington (11/13) completing 15 of 26 for 229 yards and TD. . . Returned to lineup for season finale at Minnesota (12/19) and threw for 285 yards on 16 of 32 marksmanship, 2 TD's 1 int. . . Led club to playoff win over Eagles (12/31) hitting 10 of 20 for 172 yards and a 64-yard TD to McKinnon. . . Reinjured shoulder in fourth quarter vs. Eagles and saw relief duty in NFC Title game vs. 49ers (1/8). . . Led club in TD passes (7), equalling total in first three seasons. . . Also served as kick holder in first 13 games. . . Had surgery on left shoulder in off-season (1/13/89). **GAMES PLAYED: 14 GAMES STARTED: 5.**

**PRO CAREER:** Career record as starter is 16-3 (includes 1-0 playoffs). . . **1987** — Started six games as team's #2 quarterback. . . Began season as starting quarterback while McMahon continued off-season rehab and threw for 292 yards in opener vs. Giants (9/14) completing 20 of 34. . . Started next two union games (9/20 and 10/25) before backing up McMahon until 12/6. . . Replaced McMahon in second half at Minnesota (12/6) and threw 38-yard TD to Gentry in final minute of 30-24 win. . . Threw for career-high 298 yards while completing 21 of 36 aerials vs. Seahawks (12/20). . . Held for FG/PAT's final nine games of season. . . **1986** — Started more games (7) than any other quarterback on team, and won every start. . . Had three 200+ yard passing performances including game ball efforts at Tampa Bay (11/9) on 11 of 24 for 265 yards and TD (first of career; to Gault); also vs. Steelers (11/30) after completing 19 of 30 aerials for 235 yards. . . Relieved injured McMahon in season opener vs. Browns (9/7) and guided team to 10 4th quarter points in 41-31 win. . . Started next two games before throwing just three passes in next five games as McMahon returned to lineup. . . Started five of last seven games after McMahon was placed on IR for season. . . Bruised leg in 1st quarter at Detroit (12/15) and missed remainder of game and saw limited action as reserve in following game at Dallas (12/21). . . 85-yard pass to Moorehead at Atlanta tied for longest pass play of season in NFL. . . Led team in pass attempts (151) and passing yards (1,105). . . **1985** — Played in 6 games as team's 3rd QB. . . Made 4th quarter Super Bowl appearance. . . Completed 2 of 4 passes vs. Falcons (11/24) in only throwing performance.

**COLLEGIATE, PERSONAL:** Three-year starter at Ohio State, leading team to 9-3 record each year. . . Second leading passer in Buckeye history in yards (5,569), TD's (32), attempts (675), completions (376) and total offense (6,015). . . Completed 145 of 244 for 1,952 as senior. . . Broke leg during spring practice prior to senior season but returned third week of '84 season to lead Buckeyes to Big Ten title and Rose Bowl. . . Prepped at Thornton Fractional North H.S. in Calumet City, IL where father Ron is head coach. . . Collects contemporary jazz music and teddy bears. . . Single. . . Resides in Glencoe.



# TOMCZAK

## Tomczak's Pro Stats

Year/Club	Passing								Rushing					Games/
	Att	Com	Yds	Pct	LG	TD	Int	Rating	No	Yds	Avg	LG	TD	Starts
1988 Bears	170	86	1310	50.6	76	7	6	75.4	13	40	3.1	17	1	14/5
1987 Bears	178	97	1220	54.5	56	5	10	62.0	18	54	3.0	10	1	12/6
1986 Bears	151	74	1105	49.0	85	2	10	50.2	23	117	5.1	16	1	13/7
1985 Bears	6	2	33	33.3	24	0	0	52.8	2	3	1.5	3	0	6/0
<b>Career</b>	<b>505</b>	<b>259</b>	<b>3668</b>	<b>51.3</b>	<b>85</b>	<b>14</b>	<b>26</b>	<b>62.8</b>	<b>56</b>	<b>214</b>	<b>3.8</b>	<b>17</b>	<b>3</b>	<b>45/18</b>

### Post-Season

1988	16	32	227	50.0	64	1	0	83.7	1	0	0.0	0	0	2/1
1987	0	0	0	0.0	0	0	0	0.0	0	0	0.0	0	0	1/0
1986	0	0	0	0.0	0	0	0	0.0	0	0	0.0	0	0	1/0
1985	0	0	0	0.0	0	0	0	0.0	0	0	0.0	0	0	1/0
<b>Career</b>	<b>16</b>	<b>32</b>	<b>227</b>	<b>50.0</b>	<b>64</b>	<b>1</b>	<b>0</b>	<b>83.7</b>	<b>1</b>	<b>0</b>	<b>0.0</b>	<b>0</b>	<b>0</b>	<b>5/1</b>

### Tomczak's Single Game Highs

Most Pass Attempts: 36 vs. Seahawks (12/20/87)	Completion Pct: .692 (9 of 13) at Green Bay (9/22/86); (18 of 26) vs. Bucs (11/6/88)
Most Pass Completions: 21 vs. Seahawks (12/20/87)	Long Pass: 85 yards at Atlanta (11/16/86)
Most Yards, Passing: 298 vs. Seahawks (12/20/87)	Most Interceptions: 4 at S.F. (12/14/87)
Most TD Passes: 2, three times	Most Yards, Rushing: 36 (6 att.) at Atlanta (11/16/86)

## TOMCZAK GAME-BY-GAME

DATE	OPPONENT	1985											
		ATT	COMP	YDS	PCT	TD	INT	TKLD/LST	LG				
9/8	TAMPA BAY												
9/15	NEW ENGLAND												
9/19	@ MINNESOTA												
9/29	WASHINGTON	0	0	0	0.0	0	0	0/0		0			
10/6	@ TAMPA BAY												
10/13	@ SAN FRANCISCO												
10/21	GREEN BAY	0	0	0	0.0	0	0	0/0		0			
10/27	MINNESOTA												
11/3	@ GREEN BAY												
11/10	DETROIT	0	0	0	0.0	0	0	0/0		0			
11/17	@ DALLAS	0	0	0	0.0	0	0	0/0		0			
11/24	ATLANTA	4	2	33	50.0	0	0	0/0		24			
12/2	@ MIAMI												
12/8	INDIANAPOLIS												
12/14	@ NY JETS												
12/22	@ DETROIT	2	0	0	0.0	0	0	0/0		0			
<b>POST-SEASON</b>													
1/5	NY GIANTS												
1/12	LA RAMS												
1/26	NEW ENGLAND (@NEW ORLEANS)	0	0	0	0.0	0	0	0/0		0			



# TOMCZAK

DATE	OPPONENT	1986							
		ATT	COMP	YDS	PCT	TD	INT	TKLD/LST	LG
9/7	CLEVELAND	6	3	48	50.0	0	0	0/0	31
* 9/14	PHILADELPHIA	20	10	116	50.0	0	2	2/16	27
* 9/22	@ GREEN BAY	13	9	74	69.2	0	0	0/0	18
9/28	@ CINCINNATI	1	0	0	0.0	0	0	0/0	0
10/5	MINNESOTA	DID NOT PLAY							
10/12	@ HOUSTON	DID NOT PLAY							
10/19	@ MINNESOTA	2	0	0	0.0	0	1	0/0	0
10/26	DETROIT	DID NOT PLAY							
11/3	LA RAMS	8	2	28	25.0	0	0	1/7	20
* 11/9	@ TAMPA BAY	24	11	265	45.8	1	1	1/7	50
* 11/16	@ ATLANTA	22	9	203	40.9	0	2	0/0	85
11/23	GREEN BAY	6	3	7	50.0	0	0	0/0	4
* 11/30	PITTSBURGH	30	19	235	63.3	0	2	0/0	27
* 12/7	TAMPA BAY	11	7	108	63.6	1	1	0/0	41
* 12/15	@ DETROIT	2	0	0	0.0	0	0	0/0	0
12/21	@ DALLAS	6	1	21	16.7	0	1	0/0	21

## POST-SEASON

1/3 WASHINGTON ..... DID NOT PLAY

DATE	OPPONENT	1987							
		ATT	COMP	YDS	PCT	TD	INT	TKLD/LST	LG
* 9/14	NY GIANTS	34	20	292	58.8	2	2	0/0	56
* 9/20	TAMPA BAY	27	15	150	55.6	1	2	1/0	46
9/27	@ DETROIT	STRIKE							
10/4	@ PHILADELPHIA	STRIKE							
10/11	MINNESOTA	STRIKE							
10/18	NEW ORLEANS	STRIKE							
* 10/25	@ TAMPA BAY	10	6	45	60.0	0	1	1/0	20
11/1	KANSAS CITY	0	0	0	0.0	0	0	0/0	0
11/8	@ GREEN BAY	2	2	9	100.0	0	0	0/0	7
11/16	@ DENVER	0	0	0	0.0	0	0	0/0	0
11/22	DETROIT	5	4	62	80.0	0	0	0/0	22
11/29	GREEN BAY	0	0	0	0.0	0	0	0/0	0
12/6	@ MINNESOTA	12	6	96	50.0	1	0	2/11	38
* 12/14	@ SAN FRANCISCO	25	11	122	44.0	0	4	0/0	19
* 12/20	SEATTLE	36	21	298	58.3	1	2	3/20	31
* 12/27	@ LA RAIDERS	27	12	146	44.4	0	0	1/0	25

## POST-SEASON

1/10 WASHINGTON ..... 0 0 0 0.0 0 0 0/0 0



## VAN HORNE

DATE	OPPONENT	1988							LG
		ATT	COMP	YDS	PCT	TD	INT	TKLD/LST	
9/4	MIAMI	0	0	0	0.0	0	0	0/0	0
9/11	@ INDIANAPOLIS	0	0	0	0.0	0	0	0/0	0
9/18	MINNESOTA	12	3	28	25.0	0	2	0/0	18
9/25	@ GREEN BAY	1	0	0	0.0	0	0	0/0	0
10/2	BUFFALO	0	0	0	0.0	0	0	0/0	0
10/9	@ DETROIT	22	12	158	54.5	1	0	1/11	31
10/16	DALLAS	0	0	0	0.0	0	0	0/0	0
10/24	SAN FRANCISCO	0	0	0	0.0	0	0	0/0	0
10/30	@ NEW ENGLAND	13	5	70	38.5	0	0	0/0	26
* 11/6	TAMPA BAY	26	18	269	69.2	2	1	0/0	45
* 11/13	@ WASHINGTON	26	15	229	57.7	1	0	1/12	45
* 11/20	@ TAMPA BAY	21	9	179	42.9	1	2	0/0	44
* 11/27	GREEN BAY	17	8	92	47.1	0	0	2/19	18
12/5	@ LA RAMS	..... DID NOT PLAY — SHOULDER .....							
12/11	DETROIT	..... DID NOT PLAY — SHOULDER .....							
* 12/19	@ MINNESOTA	32	16	285	50.0	2	1	1/5	76
<b>POST-SEASON</b>									
* 12/31	PHILADELPHIA	20	10	172	50.0	1	0	0/0	64
1/8	SAN FRANCISCO	12	6	55	50.0	0	0	0/0	13

\* STARTED GAME

### KEITH VAN HORNE

Offensive Tackle—USC—9th Year

Ht: 6-7—Wt: 280

Born: 11/6/57—Mt. Lebanon, PA

Acquisition: Selected in 1st round (11th player) of 1981 draft.



78

**1988 SEASON:** Started first 14 games at RT before suffering leg bruise in 4th quarter at LA Rams (12/5). . . Played a reserve role the next week vs. Lions (12/11) and was inactive for finale at Minnesota (12/19). . . Returned to start both playoff games. . . Earned game ball for outstanding performance vs. Eagles and Reggie White in playoffs. . . Dean of offensive line with 103 career starts.

**GAMES PLAYED: 15 GAMES STARTED: 14.**

**PRO CAREER:** Has missed just seven games since joining the team in 1981. . . **1987** — Started all 12 union games at right tackle. . . Played with assorted injuries much of the season. . . Had minor surgery to repair injured left achilles tendon (1/26/87). . . **1986** — Started all 16 games plus playoff contest vs. Redskins. . . Hampered by strained neck throughout the season. . . Originally hurt neck in opener vs. Browns (9/7) and missed most of 4th quarter; left game at Minnesota (10/19) in second half with same problem. . . Helped Bears pace NFC in fewest sacks allowed



## WOJCIECHOWSKI

(24) . . . **1985** — Turned in solid campaign, playing especially well in playoffs and Super Bowl . . . **1984** — Started 14 games, missing two contests with pulled hamstring . . . **1983** — Ankle injury cut short season after starting first 10 games . . . **1982** — Started all 9 games . . . **1981** — PFWA, UPI, Football Digest all-rookie choice when he started last 12 games . . . Played LT in pre-season before making permanent switch to RT . . . First lineman chosen in '81 draft following great collegiate career.


**COLLEGIATE, PERSONAL:** Consensus all-America as senior and runner-up to Pitt's Mark May for '80 Outland Trophy. . . Academic all-Pac Ten final two seasons. . . Trojans were 39-7-2 in his four years. . . Two-year all conference TE/DL at Fullerton (CA) High (President Nixon's former school) . . . Recruited by USC as 230 pound TE . . . Brother Peter was signed by Cubs in '77 as 1B and CF . . . Has BA degree in broadcast journalism . . . Mother resides in Clarendon Hills, IL . . . Married (Eleanor) . . . Homeowner in Riverwoods, IL.

### Van Horne's Pro Stats

**Games/Starts:** 110/103 - 1981 (14/12); 1982 (9/9); 1983 (14/10); 1984 (14/14); 1985 (16/16); 1986 (16/16); 1987 (12/12); 1988 (15/14)

**Post-Season:** 9/9 - 1984 (2/2); 1985 (3/3); 1986 (1/1); 1987 (1/1); 1988 (2/2)

73



## JOHN WOJCIECHOWSKI

Guard—Michigan State—3rd Year

Ht: 6-4—Wt: 265

Born: 7/30/63—Detroit, MI

Acquisition: Signed as free agent, 5/8/87.

**1988 SEASON:** Started 11 games; 9 at left tackle for Covert and 2 at right tackle for Van Horne. . . Versatile athlete who can play every position on line except center. . . Named Frito-Lay "Unsung Hero" of year by Bear broadcasters and writers. . . Played second half of season with right knee injury - had arthroscopy in off-season (1/20) . . . Strongest player on team. **GAMES PLAYED:** 16 **GAMES STARTED:** 11.

**PRO CAREER:** **1987** — Team's best offensive lineman during replacement games. . . Released by team in final cutdown, 9/7 and returned to team 9/23. . . Became valuable as Covert suffered shoulder problems late in season . . . Started final game at LA Raiders (12/27) at left tackle, replacing Blair. . . **1986** — Joined Buffalo Bills as free agent in 1986 but was released prior to season.

**COLLEGIATE, PERSONAL:** First-time all-Big Ten as senior. . . Four-year letterman; honorable mention all-league as junior. . . Played defensive line as freshman and sophomore. . . All-state DT at Warren (Ohio) Fitzgerald H.S. . . Also state heavyweight wrestling champion . . . Education major who was working as school teacher when Bears resigned him during strike . . . Nickname "Wojo". . . Single.

### Wojciechowski's Pro Stats

**Games/Starts:** 22/15 - 1987 (6/4); 1988 (16/11)

**Post-Season:** 3/0 - 1987 (1/0); 1988 (2/0)



## 1989 DRAFT CHOICES

Round	Player	Round	Player	Round	Player
1	Donnell Woolford, CB	5	Greg Gilbert, LB	*10	Todd Millikan, TE
1	Trace Armstrong, DE	*7	Richard Brothers, S	****10	John Simpson, WR
**2	John Roper, LB	7	Brent Snyder, QB	*11	Joe Nelms, DT
2	Dave Zawatson, OT	*8	Tony Woods, DT	11	George Streeter, SS
**3	Jerry Fontenot, G	8	Chris Dyko, OT	*12	Freddy Weygand, WR
**4	Markus Paul, S	*9	LaSalle Harper, LB	12	Anthony Phillips, G
*5	Mark Green, RB	9	Byron Sanders, RB		

\*Choices obtained from Philadelphia Eagles in exchange for Bears' 3rd round choice

\*\*Choice obtained from LA Raiders in exchange for Bears' 4th and 6th round choices

\*\*\*Choices obtained from Miami Dolphins in exchange for Bears' 1st round choice

\*\*\*\*Failed mini-camp physical

### DONNELL WOOLFORD

Cornerback—Clemson—Rookie

Ht: 5-9—Wt: 188

Born: 1/6/66—Fayetteville, NC

Acquisition: Selected in the 1st round (11th player) of 1989 draft. Choice obtained from LA Raiders as part of Willie Gault trade.



21

**SENIOR SEASON:** First-team all American selection by Sporting News, Kodak, and UPI. . . Finalist for the Jim Thorpe Award, given to the nation's premier defensive back. . . Led the ACC with 15 pass deflections and did not allow TD pass all season. . . Tallied 61 tackles (40 solos), caused three fumbles and had one interception. . . Regarded as one of the premier punt returners in the nation. . . Returned 29 punts for 192 yards. . . Had six tackles, one interception and defended three passes in 49-7 thrashing of Duke; 7 tackles, one pass deflection and two punt returns for 43 yards in 38-21 win over Wake Forest. . . Knocked down pass in closing minutes to clinch Citrus Bowl victory over Oklahoma.

**COLLEGIATE: JUNIOR:** — Became first cornerback in Tiger history selected as first-team all-American squad (Kodak, Football Coaches Association). . . AP first-team all-ACC choice. . . Tied school record for pass deflections with 15. . . Picked-off career high five passes. . . Became first player at Clemson since 1970 to return punt for a TD. . . 78-yard TD return vs. Georgia Tech was best in conference. . . Five returns for 126 yards in same game was second best single game effort in Tiger history. . . 15.0 yard average was third in the nation. . . **SOPHOMORE** — Missed one start (The Citadel) because of pulled hamstring. . . Was second in ACC behind teammate Delton Hall (Steelers) with 12 passes defended. . . Best outing was 8 tackle (5 solos), 2 interception effort vs. North Carolina State. . . Had 5 solo tackles and an 11-yard punt return in Gator Bowl vs. Stanford. . . **FRESHMAN** — Compiled 21 tackles (12 solos), 2 pass deflections and one interception. . . Had longest interception return of year (34 yards) for Tigers. . . Blocked only kick of career.



## 1989 DRAFT CHOICES

**PERSONAL:** All-conference selectee at Douglas Byrd H.S. (Fayetteville, NC) for three years in football, basketball and track. . . Led squad to state championship and was selected to the East/West All-Star Team. . . Industrial Education major.

### Woolford's College Stats

Year/Club	Int		Tkl's					Punt Returns				
	Yds	Solo	FR	FC	PD	Sacks	No	Yds	Avg	TD	LG	
1988 Tigers	1/0	61/45	0	3	15	1	29	192	6.6	0	29	
1987 Tigers	5/0	52/38	0	0	15	0	23	345	15.0	1	78	
1986 Tigers	3/8	53/37	0	0	12	0	25	203	8.1	0	25	
1985 Tigers	1/34	21/12	0	0	2	0	1	14	14.0	0	14	
Career	10/42	187/132	0	3	44	1	78	754	9.7	1	78	

93



### TRACE ARMSTRONG

Defensive End—Florida—Rookie

Ht: 6-4—Wt: 270

Born: 10/5/65—Birmingham, AL

Acquisition: Selected in 1st round (12th player) of 1989 draft. Choice obtained from Washington as compensation for Wilber Marshall.

**SENIOR SEASON:** Played final season for Florida after transferring from Arizona State. . . Granted immediate eligibility after NCAA waived its transfer rule. . . Earned 1st-team all-America honors from Sporting News; 2nd-team from Football News. . . Starting left tackle, recording 59 tackles, school-record 19 tackles for loss and 7 sacks as 1st-team all SEC choice. . . Had arthroscopic left knee surgery after Vanderbilt game in which he had 7 solos, 2 tackles for loss, a fumble recovery, sack and deflected pass. . . Returned for next game vs. Auburn and responded with 6 tackles, sack, tackle for loss and pass deflection. . . Missed All-American Bowl vs. Illinois while recovering from second minor knee scope.

**COLLEGIATE: JUNIOR** — Started 10 games for Arizona State and led Sun Devils with 7 sacks and 10 tackles for loss. . . Best outing was 6 tackles and 3 sacks vs. Texas-El Paso. . . 46 total tackles led team's defensive line. . . **SOPHOMORE** — Played in eight games including 2 starts. . . Slowed late in season with mononucleosis. . . Finished with 26 tackles (17 solos), a sack and a pair of tackles for losses. . . **FRESHMAN** — Appeared in 10 games including 3 starts. . . Had 32 tackles, with season-best 5 stops vs. California in first collegiate start. . . Sat out '84 campaign under NCAA's Proposition 48 ruling and later received redshirt status for season.

**PERSONAL:** All-State and Birmingham News' top 12 players in Alabama at John Carroll H.S. . . Lettered three years as outside linebacker/defensive end. . . Had 191 tackles (98 solos) as senior. . . Psychology major.



## 1989 DRAFT CHOICES

### Armstrong's College Stats

Year/Club	Int Yds	Tkls Solo	Fum Rec	Force Fum	Sacks	Tkls Loss
1988 Gators	0/0	56/38	1	0	7	19/80
1987 Sun Devils	0/0	46/34	0	0	7	10/62
1986 Sun Devils	0/0	26/17	1	1	1	2/10
1985 Sun Devils	0/0	32/19	0	0	0	2/4
1984 Sun Devils			Redshirt			
<b>Career</b>	<b>0/0</b>	<b>160/108</b>	<b>2</b>	<b>1</b>	<b>15</b>	<b>33/156</b>

## JOHN ROPER

Linebacker—Texas A&M—Rookie

Ht: 6-1—Wt: 228

Born: 10/4/65—Yates, TX

Acquisition: Selected in 2nd round (36th player) of 1989 draft. Choice obtained from Miami with 3rd round selection in exchange for Bears 1st round (25th) pick.



55

**SENIOR SEASON:** First team all-Southwest Conference choice. . . Dick Butkus and Vince Lombardi Awards nominee. . . Led Aggies with 15 sacks and 28 tackles for loss. . . Finished second on squad in tackles with 94 (54 solos). . . Had 12 tackle performance in season opener vs. Nebraska. . . Named SWC Defensive Player of the Week after compiling 7 tackles, 2 sacks and a caused fumble in win over Houston. . . Best outing in college came against Texas Christian; 13 tackles, 3 sacks, 3 forced fumbles.

**COLLEGIATE: JUNIOR** — First team all-American by AP, College and Football Newsweekly and Football Writers Association of America. . . Earned SWC Defensive Player of the Year after registering a team-high 104 tackles (70 solos), 15 sacks and 26 tackles for 139-yards in losses. . . Credited with a sack and a pass deflection in Cotton Bowl defeat of Notre Dame. . . Suffered cut nose requiring 12 stitches in game vs. Louisiana State, but remained in game. . . **SOPHOMORE** — Collected 22 tackles (14 solo) and four sacks in reserve role at outside linebacker. . . Forced team-high three fumbles. . . **FRESHMAN** — Had season high 7 tackles in win over Rice. . . Made presence known in Cotton Bowl win over Auburn, recording 7 tackles. . . Used primarily as reserve linebacker. . . Redshirted in 1984.

**PERSONAL:** Honored as top defensive lineman in Houston as senior by the Houston Touchdown Club while attending Yates High School. . . Selected to numerous post season listings, including Max Emfinger's Top 100 and the Houston Chronicles' Super 60 lists. . . Known for tremendous lower body strength. . . Tabbed "Ravage" for his intense style of play. . . Agriculture major.



## 1989 DRAFT CHOICES

Year/Club	Roper's College Stats				
	Int Yds	Tkls Solo	FR	FC	Sacks
1988 Aggies	0/0	94/54	0	4	15
1987 Aggies	0/0	104/70	1	2	15
1986 Aggies	0/0	22/14	0	3	4
1985 Aggies	0/0	43/28	0	0	2
1984 Aggies		Redshirt			
Career	0/0	263/166	1	9	36

64



### DAVE ZAWATSON

Offensive Tackle—California—Rookie

Ht: 6-5—Wt: 270

Born: 4/13/66—Concord, CA

Acquisition: Selected in 2nd round (54th player) of 1989 draft.

**SENIOR SEASON:** Strong punishing blocker who anchored Cal offensive front . . . Strong pass blocker who can bench press 450 pounds . . . 2nd-team all-America choice by Football News, AP and UP; 2nd team all-Pac Ten selection . . . Top blocker on line that averaged 236 yards passing per game . . . Coaches cite Cal's 242-yard rushing effort vs. Washington as Zawatson's best game . . . Also aided 360-yard offensive outing vs. UCLA.

**COLLEGIATE: JUNIOR** — Earned 2nd-team all Pac-Ten after helping team to 335.4 yards per game - an improvement of 67.2 yards from previous season . . . **SOPHOMORE** — Started first eight games at right tackle before injuring right shoulder . . . Missed most of following spring practice with back injury . . . **FRESHMAN** — Received medical redshirt after suffering sprained knee . . . Valuable reserve at tackle as true freshman in '84 and was temporarily moved to guard the ensuing spring, but returned to right tackle where he spent remainder of career.

**PERSONAL:** Adidas all-American honorable mention, first-team all-league and all-area at Ygnacio Valley H.S. in Concord, CA . . . San Francisco Examiner's East Bay "Player of Year" as senior and made Long Beach Press "Best of the West" list as two-way lineman . . . Physical education major.

Trace Armstrong is the third University of Florida player drafted by the Bears in the 1st round since 1984. The Bears selected LB Wilber Marshall in 1984 and RB Neal Anderson in 1986.



## 1989 DRAFT CHOICES

### JERRY FONTENOT

Guard—Texas A&M—Rookie

Ht: 6-3—Wt: 272

Born: 11/21/66—LaFayette, LA

Acquisition: Selected in the 3rd round (65th player) of the 1989 draft. Choice obtained from Miami with 2nd round choice in exchange for Bears' 1st round selection. (25th pick).



67

**SENIOR SEASON:** First team all-Southwest Conference pick . . . Strong, versatile player who is experienced at every position on offensive line, including center. . . Started every game. . . Teammate of fellow Bear draftee, John Roper.

**COLLEGIATE: JUNIOR** — Earned first team all-SWC honors by the Dallas Times Herald and second team choice from the Houston Post and Houston Chronicle. . . Helped pave way for offense that ranked 19th in country in rushing. . . Had fine performance in 35-10 defeat of Notre Dame in Cotton Bowl. . . **SOPHOMORE** — UPI first team all-SWC pick. . . **FRESHMAN** — Played reserve role at center, guard and tackle for entire year. . . Redshirted in 1984.

**PERSONAL:** Standout performer at LaFayette (LA) High School as guard and center. . . Finished second in the discus throw at the Louisiana State finals as junior. . . Sociology major.

### MARKUS PAUL

Safety—Syracuse—Rookie

Ht: 6-0—Wt: 203

Born: 4/1/64—Kissimmee, FL

Acquisition: Selected in the 4th round (95th player) of the 1989 draft. Choice obtained from LA Raiders in exchange for 4th and 6th round picks.



36

**SENIOR SEASON:** Did not miss a start in four years at free safety. . . Broke school's career interception mark with 19. . . Football News, AP and Sporting News' first-team all-American choice. . . Compiled 76 tackles (47 solos) and 2 passes defended. . . Earned player of the game honors for season-high 11 tackle effort vs. Penn State.

**COLLEGIATE: JUNIOR** — AP honorable mention all-American and first-team all-East choice. . . Orangemen's third leading tackler with 62 (44 solos). . . Led team in interceptions for third year in a row with 5. . . Jim Thorpe award finalist, given to best defensive back in the country. . . **SOPHOMORE** — AP honorable mention all-East choice. . . 14 tackle effort vs. Penn State



## 1989 DRAFT CHOICES

was season high . . . Had thefts in Pittsburgh, Missouri and Virginia Tech games . . . **FRESHMAN** — Tied school record for interceptions in a game with three in first half of Temple game . . . Had career high 7 picks to lead nation's freshmen . . . Redshirted in 1984.

**PERSONAL:** All-state quarterback and defensive back at Osceola (Kissimmee, FL) High School who led team to High School Citrus Bowl in 1983 . . . Played in Florida North-South All-Star Game . . . Also a standout basketball player . . . Retailing major.

Year/Club	Paul's College Stats					
	Int	Tkls	FR	FC	Sacks	Pd
1988 Orangemen	4/20	76/47	0	0	0	2
1987 Orangemen	5/15	62/44	1	0	0	5
1986 Orangemen	3/18	85/54	0	0	0	2
1985 Orangemen	7/53	62/32	0	0	0	0
1984 Orangemen		Redshirt				
<b>Career</b>	<b>19/106</b>	<b>285/177</b>	<b>1</b>	<b>0</b>	<b>0</b>	<b>9</b>

# 31



## MARK GREEN

Running Back—Notre Dame—Rookie

Ht: 5-11—Wt: 181

Born: 3/22/67—Riverside, CA

Acquisition: Selected in 5th round (130th player) of 1989 draft.

**SENIOR SEASON:** Started all 12 games at tailback and was AP honorable mention all-American . . . Rushed for 646 yards and 7 TD's on 135 carries (4.8 avg.) . . . Caught 14 passes for 155 yards . . . Opened season with 68 yards on 18 carries in 19-17 win over Michigan . . . Followed with season-high 125 yards on 21 attempts in win over Michigan State . . . Had 83 yards vs. Pitt; 66 against Rice; 63 against Stanford in other strong outings . . . Scored 2 TD's in 40-yard rushing effort vs. USC in showdown of nation's top two teams.

**COLLEGIATE: JUNIOR** — Led team in rushing (861 yards on 146 carries, 5.9 avg.) while starting all 12 games . . . Gained season-high 152 yards on 23 attempts, 2 TD's in win over Boston College . . . Had 149 yards on 18 carries in 37-6 rout of Alabama . . . Rushed for 102 yards on just 9 carries vs. Navy; 90 yards on 13 atts. against Stanford and 80 yards on 13 carries against USC . . . **SOPHOMORE** — Used as defensive back and running back in spring drills prior to season . . . Played both flanker and running back where he started six games and rushed for 406 yards on 96 carries (4.2) . . . Gained 57 yards rushing, 79 yards on 6 receptions in opener vs. Michigan . . . Turned in Irish's only 100-yard rushing game with 119 yard effort vs. USC . . . **FRESHMAN** — Appeared in 10 games as flanker and had 9 receptions for 116 yards . . . Also rushed for 64 yards on 5 carries.



## 1989 DRAFT CHOICES

**PERSONAL:** Consensus prep all-American as senior RB at Riverside Poly (CA) H.S. . . . Top 100 prep prospects by Sporting News. . . . Rushed for 1,384 yards and intercepted school record 10 passes as senior. . . . Led team to 27-1 record in final two seasons. . . . American Studies major.

Year/Club	Green's College Stats										Kickoff Returns				
	Rushing			Receiving							No	Yds	Avg	TD	LG
	No	Yds	Avg	TD	LG	No	Yds	Avg	TD						
1988 Irish	135	646	4.8	7	40	14	155	11.1	0	1	25	25.0	0	25	
1987 Irish	146	861	5.9	6	74	13	98	7.5	0	1	17	17.0	0	17	
1986 Irish	96	406	4.2	2	27	25	242	9.7	0	0	0	0.0	0	0	
1985 Irish	5	64	12.8	0	40	9	116	12.9	0	2	29	14.5	0	17	
1984 Irish	Redshirt														
<b>Career</b>	<b>382</b>	<b>1977</b>	<b>5.2</b>	<b>15</b>	<b>74</b>	<b>61</b>	<b>611</b>	<b>10.0</b>	<b>0</b>	<b>4</b>	<b>71</b>	<b>17.8</b>	<b>0</b>	<b>25</b>	

### GREG GILBERT

Linebacker—Alabama—Rookie

Ht: 6-2—Wt: 220

Born: 6/20/67—Decatur, AL

Acquisition: Selected in 5th round (136th player) of 1989 draft.



58

**SENIOR SEASON:** Played inside linebacker at 'Bama, but is projected as outside linebacker in pros. . . . Injury plagued season included thigh muscle pull which caused him to miss four games. . . . Still managed to record 38 tackles, 2 sacks and 4 tackles for loss.

**COLLEGIATE: JUNIOR** — Started all but two games (knee) at inside linebacker and finished second on team with 90 tackles (66 solos), 2 sacks and 3 tackles for loss. . . . Best outing was 17-tackle effort vs. Auburn. . . . Had 12 stops vs. Vanderbilt and 10 vs. Florida and Mississippi State. . . . **SOPHOMORE** — Led club with 103 tackles (69 solos) as starter. . . . Teamed with Cornelius Bennett and Derrick Thomas (first round selections in 1987 and 1989, respectively) to form one of best linebacker corps in country. . . . **FRESHMAN** — Played in 12 games, mostly on special teams. . . . Contributed 25 tackles (11 solos). . . . Led team with 2 fumble recoveries.

**PERSONAL:** One of state's top five players as senior at Austin H.S. in Decatur, AL as inside linebacker and tight end. . . . Had 154 tackles and caught 45 passes as senior. . . . Business major.

Year/Club	Gilbert's College Stats						
	Int	Tkls	Force	Fum	Tkls	Sacks	
	Yds	Solo	Fum	Rec	Loss		
1988 Tide	0/0	38/24	2	0	2	4/15	
1987 Tide	2/0	90/66	1	1	2	3/12	
1986 Tide	1/7	103/69	0	2	1	5/21	
1985 Tide	0/0	25/11	1	2	1	1/9	
<b>Career</b>	<b>3/7</b>	<b>256/170</b>	<b>4</b>	<b>5</b>	<b>6</b>	<b>13/57</b>	



## 1989 DRAFT CHOICES

46



### RICHARD BROTHERS

Defensive Back—Arkansas—Rookie

Ht: 5-10—Wt: 201

Born: 4/5/65—Houston, TX

Acquisition: Selected in the 7th round (189th player) of 1989 draft.

**SENIOR SEASON:** Three-year starter for Razorbacks... Finished career with 10 interceptions — just three shy of school record... Known for aggressive play and speed... One of 5 players from Razorback defense selected in '89 draft.

**COLLEGIATE: JUNIOR** — Accumulated a career-high 33 tackles, including 24 solos, despite missing two games with an injury... Had eight tackles and interception in win over TCU... Intercepted a Bulldog pass in the '87 Liberty Bowl vs. Georgia... **SOPHOMORE** Stopped two drives by Ole Miss with key interceptions... Tallied career-high 4 interceptions... Started every game, registering 30 tackles and 6 PDs... **FRESHMAN** — Began season as a backup cornerback before becoming a starter against Texas... Had first career interception vs. Longhorns... Second career pick came against Arizona State in the Holiday Bowl... Redshirt in 1984.

**PERSONAL:** Track, basketball and football standout at Rivercrest (Wilson, AR) H.S... Was two-time state decathlon champion... Two-time all-State selection... Honorable mention all-American choice as a senior fullback... Physical Education major.

#### Brothers' College Stats

Year/Club	Int	TkIs		FR	PD	Sacks
		Solo				
1988 Razorbacks	1	31/20		2	3	0
1987 Razorbacks	3	33/25		1	3	0
1986 Razorbacks	4	30/13		0	5	0
1985 Razorbacks	2	17/10		0	0	0
1984 Razorbacks				Redshirt		
<b>Career</b>	<b>10</b>	<b>111/68</b>		<b>3</b>	<b>11</b>	<b>0</b>

10 of the 20 players drafted by the Bears in 1989 were college teammates. The Bears chose two players from Texas A&M, Notre Dame, California, Arkansas and Oklahoma.



## 1989 DRAFT CHOICES

### BRENT SNYDER

Quarterback—Utah State—Rookie

Ht: 6-3—Wt: 230

Born: 6/4/66—Joliet, IL

Acquisition: Selected in the 7th round (189th player) of the 1989 draft.



12

**SENIOR SEASON:** Selected first team all-Big West . . . Runner-up on Aggies' all-time touchdown passing list with 39 in just two full seasons . . . Holds school single season passing mark of 3,218 yards, breaking his own record from the previous year (2,887) . . . Earned Big West Conference Offensive Player of the Week honors for 349 yard (26-43), 2 TD effort vs. Nevada-Las Vegas.

**COLLEGIATE: JUNIOR** — All-Pacific Coast Athletic Association choice after transferring from Diablo (California) Junior College . . . Set numerous school records, including pass attempts (427), pass completions (226) and passing yardage . . . Threw over 300 yards in four straight games to set school mark . . . **SOPHOMORE** — Passed for over 2,000 yards and 24 TD's at Diablo Valley . . . Threw 40 completions in one game . . . **FRESHMAN** — Enrolled at Northern Illinois but did not play because of coaching change prior to season . . . Redshirted in 1984.

**PERSONAL:** Attended Joliet West (IL) High School . . . Was all-Area choice . . . Finance major.

Snyder's College Stats

Year/Club	Passing								Rushing			
	Att	Comp	Yds	Pct	TD	Int	LG	No	Yds	Avg	TD	LG
1988 Aggies	448	246	3218	54.9	19	21	86	88	-64	-0.7	4	24
1987 Aggies	427	226	2887	52.9	20	14	48	48	-113	-1.4	0	17
Career	875	472	6105	53.9	39	35	86	136	-177	-1.3	4	24

### TONY WOODS

Defensive Tackle—Oklahoma—Rookie

Ht: 6-5—Wt: 265

Born: 3/14/66—Colorado Springs, CO

Acquisition: Selected in 8th round (216th player) of 1989 draft.



65

**SENIOR SEASON:** Has played every position on Sooner defensive front . . . Settled at nose tackle for final campaign and earned 1st-team all-Big Eight honors . . . Recorded 45 tackles (23 solos),



## 1989 DRAFT CHOICES

sack and two tackles for loss. . . Did not participate in spring practice while attending Rose State College to improve grades.

**COLLEGIATE: JUNIOR** — Moved to nose tackle in spring drills. . . Missed first three games of season after breaking ankle in fall practice. . . Returned to record 21 tackles including club-high 7 stops against Colorado. . . **SOPHOMORE** — Reserve nose tackle/defensive tackle. . . Had four tackles and one sack. . . **FRESHMAN** — Had 3 tackles in limited duty as tackle. . . Redshirted in 1984.

**PERSONAL:** Two-way tackle, three year letterman at Harrison H.S. in Colorado Springs. . . Communications major.

### Woods' College Stats

Year/Club	Int Yds	Tkl		Force		Tkl	
		Solo	Rec	Fum	Loss	Sack	
1988 Sooners	0/0	45/23	0	0	2/9	1	
1987 Sooners	0/0	21/12	0	0	3/11	0	
1986 Sooners	0/0	4/2	0	0	1/3	1	
1985 Sooners	0/0	3/2	0	0	0/0	0	
1984 Sooners				Redshirt			
<b>Career</b>	<b>0/0</b>	<b>73/39</b>	<b>0</b>	<b>0</b>	<b>6/23</b>	<b>2</b>	

68



## CHRIS DYKO

Offensive Tackle—Washington State—Rookie

Ht: 6-6—Wt: 305

Born: 3/16/66—University, WA

Acquisition: Selected in 8th round (221st player) of 1989 draft.

**SENIOR SEASON:** 2nd-team all Pac-Ten choice. . . Key member of offense that led conference while setting a school season record with 5,439 yards in total offense (3rd in nation). . . Named club's offensive ineman of the game twice during Pac-Ten season. . . Tremendous drive blocker who has improved each season after starting career on defense.

**COLLEGIATE: JUNIOR** — Started every game at right tackle. . . Most of club's 1,607 yards were to right side of line. . . Aided season-high 272-yard rushing effort vs. Washington. . . **SOPHOMORE** — Moved to offensive tackle, earning starting assignment after impressive fall practice. . . Graded high in club's 309-yard rushing effort in win over USC. . . **FRESHMAN** — Saw limited action as defensive tackle, recording seven solo tackles. . . Moved to offensive tackle the following spring. . . Redshirted in 1984.

**PERSONAL:** Greater Spokane first-team line at University (WA) H.S. . . Also starred in basketball and track. . . Sports Management major.



## 1989 DRAFT CHOICES

### LaSALLE HARPER

Middle Linebacker—Arkansas—Rookie

Ht: 6-1—Wt: 235

Born: 5/16/67—Houston, TX

Acquisition: Selected in 9th round (243rd player) of 1989 draft.



91

**SENIOR SEASON:** Anchored a Razorback defense that ranked 4th in nation vs. run allowing just 91.8 yards per game. . . Totaled 119 tackles (61 solos), 2 sacks and six tackles for losses. . . Had 21 tackles vs. 2nd ranked Miami in regular season finale. . . Had 14 stops vs. TCU; 12 vs. Mississippi and 10 against Texas Tech.

**COLLEGIATE: JUNIOR** — Reserve inside linebacker involved in 36 tackles (14 solos). . . Caused a fumble and had two interceptions. . . Had 7 tackles in just 19 plays vs. Texas Tech. . . Had 5 tackles and interceptions vs. Rice; 5 stops in Liberty Bowl vs. Georgia. . . **SOPHOMORE** — All-American selection at Tyler (TX) J.C. . . Rated as one of top six JUCO linebackers in nation. . . **FRESHMAN** — Enrolled at Tyler and was starting linebacker.

**PERSONAL:** All-state and all-Houston area at LaPorte H.S. . . Two-time team MVP and team captain. . . Team was 30-6 in his last three years. . . Industrial education major.

#### Harper's College Stats

Year/Club	Int	Tkls	Fum	Force	Tkls	Pass	Sacks
	Yds	Solo	Rec	Fum	Loss	Def	
1988 Razorbacks	1/7	119/61	2	1	6/10	3	2
1987 Razorbacks	2/3	36/14	0	1	1/6	0	.5
Career	3/10	155/75	2	2	7/16	3	2.5

### BYRON SANDERS

Running Back—Northwestern—Rookie

Ht: 5-9—Wt: 188

Born: 2/13/67—Wichita, KS

Acquisition: Selected in 9th round (248th player) of 1989 draft.



30

**SENIOR SEASON:** All-Big Ten honorable mention after rushing for 1,062 on 264 carries (4.0 avg) and 4 TD's. . . Midwest Player of Week after 295-yard rushing performance vs. Minnesota. . .



## 1989 DRAFT CHOICES

Caught 9 passes for 127 yards (14.1 avg) and returned 10 kickoffs for 15.9 yard average.

**COLLEGIATE: JUNIOR** — Rushed for 778 yards on 187 carries, 4.2 avg and 4 TD's after transferring from Hutchinson Junior College in Kansas. . . Also caught 3 passes for 27 yards. . . Earned AP honorable mention all Big-Ten honors. . . **SOPHOMORE** — Missed season due to knee injury. . . **FRESHMAN** — Honorable mention junior college all-American after averaging 30 yards per kickoff return. . . Played halfback and flanker.

**PERSONAL:** Second team all-state and first-team all-Wichita pick as prep junior before missing most of senior campaign with ankle injury. . . Political science major. . . Older brother of Oklahoma State's Barry Sanders, Heisman Trophy winner and 1989 1st-round draft choice of Detroit Lions.

Year/Club	Sanders' College Stats									Kickoff Returns			
	No	Yds	Avg	Rushing			Receiving			No	Yds	Avg	TD
1988 Wildcats	264	1062	4.0	65	4	9	127	14.1	0	10	159	15.9	0
1987 Wildcats	187	778	4.2	46	4	2	27	13.5	0	0	0	0.0	0
<b>Career</b>	<b>451</b>	<b>1840</b>	<b>4.1</b>	<b>65</b>	<b>8</b>	<b>11</b>	<b>154</b>	<b>14.0</b>	<b>0</b>	<b>10</b>	<b>159</b>	<b>15.9</b>	<b>0</b>

# 89



## TODD MILLIKAN

Tight End—Nebraska—Rookie

Ht: 6-2—Wt: 238

Born: 1/24/66—Shenandoah, IA

Acquisition: Selected in the 10th round (270th player) of 1989 draft.

**SENIOR SEASON:** UPI and AP honorable mention all-American. . . Holds Husker career TD record for tight ends with 14; also tied single season mark with 7. . . Finished the season with career-high 16 catches for 308 yards, including an 82-yard TD reception in 26-18 win over Missouri. . . Entered school as a linebacker before being converted to tight end. . . Played in Sugar, Fiesta and Orange Bowls as collegian.

**COLLEGIATE: JUNIOR** — Team's second leading receiver with 13 receptions for 287 yards. . . Caught 54-yard TD pass in 42-7 romp over Missouri. . . Had two catches for 32 yards in Fiesta Bowl. . . **SOPHOMORE** — Earned second team all-Big Eight honors (UPI). . . Caught game-winning 11-yard TD pass with 1:26 left to clinch 27-24 win over South Carolina. . . Tallied 2 catches for 25 yards, including a 3-yard TD in Huskers' 30-15 win over Louisiana State in the Sugar Bowl. . . **FRESHMAN** — Third end used primarily as a blocker. . . Redshirted in 1984 after suffering dislocated shoulder in third game of season.

**PERSONAL:** Can fill in as punter if needed. . . Starred in three sports in high school — football, baseball, and track. . . Criminal Justice major.



## 1989 DRAFT CHOICES

### Millikan's College Stats

Club/Year	Rec	Yds	Avg	TD	LG
1988 Huskers	16	308	19.3	7	82
1987 Huskers	13	287	22.1	3	54
1986 Huskers	11	230	20.9	4	73
1985 Huskers	0	0	0	0	0
1984 Huskers			Redshirt		
<b>Career</b>	<b>40</b>	<b>825</b>	<b>20.6</b>	<b>14</b>	<b>82</b>

## JOE NELMS

Defensive Tackle—California—Rookie

Ht: 6-5—Wt: 265

Born: 5/21/65—San Francisco, CA

Acquisition: Selected in 11th round (297th player) of 1989 draft.



90

**SENIOR SEASON:** Honorable mention all-Pac Ten... Played in all 11 games... Had 43 tackles (13 solos) and 4 sacks.

**COLLEGIATE: JUNIOR** — Started 10 of 11 games... Closed season with 45 tackles... **SOPHOMORE** — Became starter after third game of year and held that job for remaining eight games... Talled a career-high 50 tackles after transferring from Diablo Valley Junior College...

**FRESHMAN** — First team Golden Gate Conference choice... Honorable mention all-state selection at Diablo in 1985.

**PERSONAL:** Signed letter of intent to play football at Washington State in 1983, but instead pursued baseball career at Los Medanos Junior College in 1983 and 1984... Career was cut short by rotator cuff injury... Originally drafted by Philadelphia Phillies out of high school... Attended Mt. Diablo High School in San Francisco.

### Nelms' College Stats

Year/Club	Int	Tkls		FR	PD	Sacks
		Yds	Solo			
1988 Bears	0/0		43/13	0	1	4
1987 Bears	0/0		45/20	0	2	1.5
1986 Bears	0/0		50/19	0	1	3
<b>Career</b>	<b>0/0</b>		<b>138/52</b>	<b>0</b>	<b>4</b>	<b>8.5</b>



## 1989 DRAFT CHOICES

27



### GEORGE STREETER

Strong Safety—Notre Dame—Rookie

Ht: 6-2—Wt: 212

Born: 8/28/67—Chicago, IL

Acquisition: Selected in the 11th round (304th player) of 1989 draft.

**SENIOR SEASON:** Started all 12 games at strong safety and earned honorable mention all-America by Sporting News, Football News... Played in Hula Bowl... Finished with 49 tackles (29 solos) and 3 interceptions for 39 yards... Also broke up 7 passes and recovered fumble.

**COLLEGIATE: JUNIOR** — Only member of secondary to start all 11 regular season games... Had career-high 56 tackles (38 solos) including 8 vs. Miami and 7 against Pitt and Penn State... Also had only interception vs. Hurricanes... **SOPHOMORE** — Started 6 games and contributed 44 tackles including 9 vs. Penn State... **FRESHMAN** — One of just four rookies to earn letter.

**PERSONAL:** Sporting News' top 100 players in nation after earning four letters in football at Chicago's Julian H.S... Rushed for 1,500 yards and 11 TD's and had 12 interceptions in final two seasons as running back/defensive back... Ranked 20th academically in class of 341... Brother Sean is linebacker at Illinois... Marketing major.

#### Streeter's College Stats

Year/Club	Int Yds	Tkls Solo	Fum Rec	Force Fum	Pass Def	Tkls Loss
1988 Irish	3	49/29	0	1	7	2/7
1987 Irish	1	56/38	0	1	6	1/4
1986 Irish	0	44/26	0	0	1	6/35
1985 Irish	0	3/2	0	1	1	0/0
<b>Career</b>	<b>4</b>	<b>152/95</b>	<b>0</b>	<b>3</b>	<b>15</b>	<b>9/46</b>

87



### FREDDY WEYGAND

Wide Receiver—Auburn—Rookie

Ht: 6-0—Wt: 192

Born: 6/17/66—Gadsden, AL

Acquisition: Selected in 12th round (330th player) of 1989 draft.

**SENIOR SEASON:** Possession-type receiver who is also a dangerous return specialist... Led club with 38 catches for 577 yards (15.2 avg) and 3 TD's... Developed into team's primary receiver



## 1989 DRAFT CHOICES

after injury to Lawyer Tillman (D1 Cleveland) . . . Had 5 catches for 117 yards and TD vs. Akron . . . Best outing was 7 catches for 86 yards and 34-yard TD run vs. North Carolina.

**COLLEGIATE: JUNIOR** — Missed four games with shoulder separation, but still managed 10 catches for 206 yards (20.6 avg) and 2 TD's . . . Had 13 punt returns for 180 yards (13.8 avg) . . . Started two games at wide receiver. . . **SOPHOMORE** — Redshirted in 1986 after leading team with 19 catches for 367 yards in 1985 . . . Had 4 catches for 68 yards vs. Mississippi State and 3 receptions for 77 yards vs. Alabama . . . **FRESHMAN** — Led the SEC and set a school season record with a 24.9 yard average topping the team with 32 catches and 3 TD's . . . Had receiving games of 160 yards vs. Georgia Tech and 147 yards vs. Florida State.

**PERSONAL:** All-American receiver at Emma Sanson H.S. in Gadsden, AL . . . Caught 68 passes and 13 TD's as senior to earn 3A Player of the Year honor . . . Education major.

### Weygand's College Stats

Year/Club	Receiving					Rushing					Punt Returns				
	No	Yds	Avg	TD	LG	No	Yds	Avg	TD	LG	No	Yds	Avg	TD	LG
1988 Tigers	38	577	15.2	3	54	1	34	34.0	1	34	16	39	2.4	0	16
1987 Tigers	10	206	20.6	2	46	0	0	0	0	0	13	180	13.8	1	69
1985 Tigers	19	367	19.3	1	44	7	107	15.3	2	55	2	28	14.0	0	26
1984 Tigers	32	796	24.9	3	56	0	0	0	0	0	0	0	0	0	0
<b>Career</b>	<b>99</b>	<b>1946</b>	<b>19.7</b>	<b>9</b>	<b>56</b>	<b>8</b>	<b>141</b>	<b>17.6</b>	<b>3</b>	<b>55</b>	<b>31</b>	<b>247</b>	<b>8.0</b>	<b>1</b>	<b>69</b>

also 9 KOR for 21.6 avg. in 1987

## ANTHONY PHILLIPS

Guard—Oklahoma—Rookie

Ht: 6-1—Wt: 275

Born: 7/6/66—Tulsa, OK

Acquisition: Selected in 12th round (333rd player) of 1989 draft.



60

**SENIOR SEASON:** Missed only two games in college . . . Four time all-Big Eight and Academic all-Big Eight selection . . . Vince Lombardi award finalist, given to the nation's top lineman . . . Consensus first-team all-American choice . . . Offensive player of the game vs. Texas.

**COLLEGIATE: JUNIOR** — Sporting News second team all-American . . . Played on same line as brother, Jon, who started at left tackle. . . **SOPHOMORE** — Only sophomore to earn Football News' first team all-American honors . . . Missed Iowa State game with bruised shoulder. . . Best game of year was in win over Arkansas, allowing his defender only one assisted tackle. . . **FRESHMAN** — Started every game. . . Played both tackle and guard positions. . . Held defender to one tackle in Orange Bowl win over Penn State. . . Redshirted in 1984.

**PERSONAL:** Rated as top lineman in state as senior at Tulsa's Jenks H.S. . . . Management major.



## ROOKIE FREE AGENTS

### **SAMMIE ARCHER 91 WR 6-0 165 Rookie**

**Oregon**

Acquisition: FA 5/3/89

Born: 1/15/66, Stockton, CA

Full-time starter at split-end as senior after redshirting junior year due to depth in Oregon's receiving corp. . . 31 receptions for 490 yards and 3 touchdowns as senior were second on team. . . Transferred from Delta College where he earned second-team all-Northern California Community College honors grabbing 40 passes for 516 yards and 8 TDs. . . Three-sport star at Stagg (CA) High.

### **ALEX ARMENTEROS 38 DB 6-0 195 Rookie**

**Bethune-Cookman**

Acquisition: FA 5/3/89

Born: 10/14/65, Cuba

Second on team in '88 with 45 solo and 62 total tackles. . . Played in 10 of 11 games. . . Caught one pass for 35 yards. . . Honorable mention all-Mid Eastern Athletic Conference. . . Missed 3 games due to calf injury in '87. . . Redshirted in '86. . . Transferred from Arizona Western Community College. . . Prepped at Jackson (FL) High.

### **BRYAN BERO 33 FB 6-0 235 Rookie**

**Utah**

Acquisition: FA 5/16/89

Born: 5/21/66, Inglewood, CA

Versatile player who is also good receiver and passer. . . Netted 458 yards on 95 attempts with 5 touchdowns in senior year. . . Averaged 9.1 yards on 52 catches for 475 yards. . . Situational quarterback whose only pass of '88 was intercepted. . . He completed 14 of 27 passes for 139 yards and 2 scores in '86. . . Redshirted '87 after spring knee injury required major surgery. . . Bench presses 455 pounds. . . Two-year MVP at Bishop Montgomery (CA) High.

### **TONY BUFORD 90 WR 5-11 170 Rookie**

**Indiana**

Acquisition: FA 5/16/89

Born: 12/20/65, Aurora, IL

Started all 11 games senior year. . . Indiana's third leading receiver with 30 catches for 564 yards. . . 6 receptions for 152 yards vs. Minnesota was top game. . . Returned 27 punts for 220 yards in '88. . . Second in IU history with 641 career punt return yards. . . Led Big Ten with 20 punt returns for 209 yards in '87. . . Redshirted freshman year. . . Prepped at Aurora West High.

### **JOHN BUDE 96 DE 6-4 250 Rookie**

**Michigan State**

Acquisition: FA 5/4/89

Born: 12/22/65, Kansas City, MO

Starting right end for three years at MSU. . . Left elbow injury early in senior season limited him to just 17 tackles. . . Earned honorable mention two straight years on UPI's all-Big Ten squad. . . Shared MSU's Outstanding Underclass Lineman Award junior year as he logged 32 tackles, 6 for losses, and one sack. . . 57 tackles and 5 sacks during sophomore year and led team in minutes played with 310.5. . . Brother, Brad, played with Chiefs from '80-'86, as did father, Ed, from '63-'76. . . Prepped at Rockhurst High in Kansas City.

### **JAMES COLEY 98 TE 6-3 270 Rookie**

**Clemson**

Acquisition: FA 5/4/89

Born: 4/13/67, Jacksonville, FL

Strong blocker who led team with 74 knockdown blocks. . . Started all 11 games in '88 in which Clemson used a tight-end. . . Caught 6 passes for 86 yards. . . Named pre-season all-ACC by The Sporting News. . . His 8 catches as junior were most by any Clemson tight end. . . Prepped at Robert E. Lee (FL) High.

### **MATT GURLEY 45 FB 6-0 222 Rookie**

**Texas A&M**

Acquisition: FA 5/4/89

Born: 6/25/66, Lubbock, TX

Ankle injury in first game kept Gurley sidelined remainder of senior season. . . Carried ball 93 times for 379 yards in '87. . . Rushed for 80 yards in 14 attempts vs. Arkansas as junior. . . Redshirted in '85. . . Rushed for 1,000 yards as senior at Lamar (TX) High School.

**ERIC HOFFMAN 64 LB 6-2 230 Rookie Western Michigan**

Acquisition: FA 5/4/89

Born: 3/14/67, Tecumseh, MI

Voted WMU's Defensive Player of the Year last two seasons. . . Made 179 tackles (70 solo), 11 tackles for losses, 2 fumble recoveries, 2 forced fumbles, and 4 sacks in final season. . . 406 career tackles ranks second in school history behind Dolphins' John Offerdahl. . . Named to all-MAC first-team. . . Team's MVP and tied for team lead in tackles as senior. . . Had 21 stops vs. Kent State. . . Gained 1,819 yards, 21 touchdowns, and 177 tackles in two years as quarterback and linebacker at Tecumseh (MI) High School.

**MIKE HUSAR 71 G 6-3 290 Rookie Michigan**

Acquisition: FA 5/4/89

Born: 6/27/66, Chicago, IL

Started at both guard and tackle over last two years. . . Named first-team all-Big Ten by AP and UPI. . . Voted Michigan's Offensive Lineman of the Year. . . Second-team all-Big Ten in '87. . . Missed two games in '87 due to knee injury. . . Ankle injury in '86 limited action to just 6 games. . . Football and track star at Mt. Carmel (IL) High School.

**STEVE HYPHE 98 LB 6-3 236 Rookie Livingston**

Acquisition: FA 5/4/89

Born: 6/12/63, Jasper, AL

1988 team captain started all 44 games during four year career. . . Led team with 68 solo tackles, 99 total tackles, and 7 tackles for losses. . . Four sacks in '88 were career high. . . Three-time all-Gulf South Conference. . . Named to Football Gazette's all-American team. . . Given Phil Puccio Award for leadership and dedication. . . Prepped at Cordova (AL) High School.

**GARRETT LIMBRICK 47 FB 6-2 235 Rookie Oklahoma State**

Acquisition: FA 5/16/89

Born: 11/6/65, Houston, TX

Considered best blocking back in OSU history. . . Rushed for 223 yards and 2 TDs in 45 attempts as senior. . . Cowboys' career leader in fewest yards lost with just 2 in his 4-year career. . . UPI honorable mention all-American. . . Prep quarterback who threw for over 1600 yards and rushed for 600 in senior year at Northbrook (TX) High School.

**RANDY MARRIOTT 15 WR 5-11 173 Rookie North Carolina**

Acquisition: FA 5/4/89

Born: 11/1/65, Philadelphia, PA

Led Tar Heel receivers with 34 catches for 498 yards and 4 touchdowns as senior. . . His 539 yards on 28 kick returns lead team. . . Rushed 8 times for 80 yards including a 43-yard touchdown. . . Completed only pass attempt for 47 yards. . . Set school record in junior season with 247 receiving yards vs. Georgia Tech on 9 catches and 3 TDs including a 93-yarder. . . His 607 kickoff return yards in '87 set school's single season record. . . Competed in football, track, and basketball at East Wake (NC) High School.

**MIKE McCABE 14 P 6-2 205 Rookie Illinois State**

Acquisition: FA 5/16/89

Born: 6/28/66, Virginia Beach, VA

Third in nation with 44.1 yard average. . . Named first-team Division I-AA all-American and Kodak first-team all-American. . . Five of 69 punts travelled more than 60 yards including 74-yard long. . . Averaged 52.8 yards on 4 punts vs. Indiana State. . . ISU's career punting leader with 262 punts, 10,444 yards, and 39.9 average. . . No blocked punts in four year career. . . Completed 5 of 7 passes for 176 yards and 1 touchdown in career. . . Averaged 39.6 on 54 punts as junior. . . Attended Hamilton-Badin (OH) High School.

**PAT RAY 48 DB 5-10 180 Rookie Missouri**

Acquisition: FA 5/16/89

Born: 2/11/66, Butler, MO

Started all 33 games the last three years. . . Had 34 tackles, 1 sack, 1 fumble recovery, and broke up 5 passes during senior year. . . Had 47 tackles and blocked 6 passes in '87. . . Career high 53 tackles and 2 interceptions as sophomore. . . Missed '85 season with severe hamstring pull. . . Started 3 games as freshman. . . Played football, basketball, and track at Butler (MO) High.

**MIKE SELLAR 16 WR 6-3 192 Rookie****Cal-Davis****Acquisition:** FA 5/16/89**Born:** 2/2/67, Concord, CA

Named NCAC Offensive Player of the year as senior... Led team with 53 catches for 896 yards and 6 touchdowns (one rushing)... 5.3 receptions-per-game ranked 11th in the NCAA... Top game came against Chico when he had 6 receptions for 111 yards and a touchdown playing just the first-half... Nagging injuries limited his '87 season to just 8 games and 20 catches for 327 yards and 4 touchdowns... Transferred from Chabot Community College... Attended Pleasanton (CA) High School.

**DON SHRADER 69 G 6-2 285 Rookie****Indiana****Acquisition:** FA 5/4/89**Born:** 11/23/66, Oak Lawn, IL

Durable lineman only missed 4 of 47 games due to injury during career at IU... Named to AP and UPI's first-team all-Big Ten as senior... Football News' third-team all-American... Voted team's Outstanding Offensive Lineman... Redshirted in '84... Entered IU as center... Prepped at Stagg (IL) High.

**KENT SULLIVAN 11 P 6-0 Rookie****California Lutheran****Acquisition:** FA 6/20/89**Born:** 5/15/64, Plymouth, IN

Booted 70 punts for 2,607 yards (37.2 avg.) in senior season... Finished with career average of 38.8 in 240 kicks... Had career-long 74-yard punt and converted 51-yard FG in '88 vs. Cal State Northridge... All-NAIA District 3 selection following sophomore season of 62 punts for 40.1 avg... Came out of army in '85 to join CLU... Completed 2 of 3 passes and attempted 2 FG in career... Attended Northridge Middlebury (IN) High School.

**CHAD SYDNOR 19 DB 6-0 181 Rookie****Maryland****Acquisition:** FA 5/16/89**Born:** 2/17/67, Rosemont, PA

Voted team's Outstanding Defensive Back by Maryland coaches as senior... Second on team with 108 tackles... 74 unassisted tackles in '88... 77 tackles and 2 interceptions as junior... Missed one game due to injury in '87... Redshirted in '84... Attended Radnor (PA) High School.

**BRIAN TAYLOR 36 TB 5-10 Rookie****Oregon State****Acquisition:** FA 6/20/89**Born:** 10/1/67, New Orleans, LA

Versatile back who rushed for 403 yards, caught 28 passes, and returned 16 kicks for 306 yards in senior year... 4 TDs ranked third on team... Finished 6th on OSU Career all-purpose yardage (2,393)... Led OSU with 411 yards rushing in '87... Compiled 3 200-all-purpose-yard games... 80-yard TD rush in '87 and 70-yard TD rush in '88 both came against San Jose State... Transferred from Laney JC (Calif.) where he was named honorable mention All-Northern California JC and was team captain... Father, Roosevelt, played pro football for 14 years (1961-75) as free safety for Bears, 49ers and Redskins... Prepped at St. Augustine (LA) High.

**TOM WADDLE 17 WR 6-0 181 Rookie****Boston College****Acquisition:** FA 5/16/89**Born:** 2/20/67, Cincinnati, OH

Caught passes in 26 straight games dating back to 1986... Holds BC's career reception mark with 139 catches... His 70 catches in '88 broke single season mark previously held by Cleveland Browns' Brian Brennan... 13 receptions vs. Texas Christian is also a school mark... Led receivers with 902 yards and 5 touchdowns... Honorable mention all-American by UPI and AP... Named to first team all-East by both wire services... Captained baseball team and was all-State receiver at Moeller (OH) High.



## FREE AGENTS WITH PRO EXPERIENCE

### **CLIFF BENSON 81 TE 6-4 246 5th Year** **Purdue**

**Acquisition:** FA 4/17/89

**Born:** 8/28/61, Shepard, IL

Fifth-round draft choice of Atlanta in '84... Started all 16 games as rookie... Named to UPI's all-Rookie team... Caught 26 passes for 244 yards... Released in Falcons' '86 cutdown to 50... Sat out all '87... Signed by San Francisco and later waived... Picked up by Washington and released... Signed by Saints in '87, but released in final cutdown... Re-signed by New Orleans for third league game and cut after 10th game... Finished as Purdue's fourth all-time receiver with 117 catches for 1,546 yards and 11 touchdowns... All-Big Ten as junior... Prepped at Shepard (IL) High School.

### **JOHN KROPKE 69 DT 6-4 280 1st Year** **Illinois State**

**Acquisition:** FA 3/10/89

**Born:** 1/3/66, Chicago, IL

Signed as free agent by Dallas prior to '88 season and was waived in final cutdown... Named Redbirds co-MVP following senior season after leading squad with 4 sacks, 45 tackles, and 11 tackles for a loss... ISU career leader with 25 sacks as junior were highest single-season total in school history... Named Gateway Player of the Week after Southwest Missouri game in junior season in which he had 14 tackles, 3 for a loss, 2 sacks, and a safety... Played at Addison Trail (IL) High.

### **STEVE O'MALLEY 60 DT 6-4 280 1st Year** **Northern Illinois**

**Acquisition:** FA 5/16/89

**Born:** 12/3/62, Oak Forest, IL

Drafted 7th in 1986 by Indianapolis and waived in second cutdown... Picked up by St. Louis and released in final cutdown... Sat out all of '86 season before being signed by Denver... Injured in training camp and released in Broncos last cut... Sat out all of '87 season before hooking up with Arena Football League... Played with the Chicago Bruisers and New England Steamrollers... Three-year starter at NIU... 124 of 262 tackles were solo... Prepped at Oak Forest (IL) High School.

### **DOUG ROBISON 10 P 6-4 210 1st Year** **Stanford**

**Acquisition:** FA 5/4/89

**Born:** 5/29/66, Oklahoma City, OK

Signed in '88 by Redskins as free agent... First professional kick travelled 63-yards but was called back due to offsides... Released following Washington's first pre-season game and picked up by Detroit... Waived after Lions' second pre-season game... Named second team all-Pac 10 team following senior season at Stanford after averaging 45.7 yards... Holds school records with 192 punts and 7,995 yards... Career average of 41.6... Honorable mention all-Pack 10 pick following junior season... Prepped at Putnam City (OK) High School.

### **CURTIS STEWART 39 RB 5-11 208 1st Year** **Auburn**

**Acquisition:** FA 5/6/88

**Born:** 6/4/63, Montgomery, AL

Spent entire '88 season on Bears' injured reserve after suffering knee injury in training camp... Gained 181 yards (54 carries) and scored 2 TD's as part-time starter for Tigers as senior... Redshirted in 1986... Played in 5 games in '85 and had career high 199 yards rushing... Speedy, versatile back... Jefferson Davis (AL) High School graduate.



# RECENT BEAR DRAFTS

## 1979

1. **HAMPTON, Dan**  
from Tampa Bay  
DT Arkansas
2. **HARRIS, Al**  
Watts, Ricky  
WR Tulsa
3. **MC CLENDON, Willie**  
Choice to Cincinnati  
RB Georgia
4. Choice to Dallas
5. **SULLIVAN, John**  
KUNZ, Lee  
LB Illinois
6. **MOSS, Rick**  
RB Nebraska
7. **HEAVENS, Jerome**  
RESTIC, Joe  
DB Purdue
8. **WRIGHT, Bob**  
BECKER, Dave  
RB Notre Dame
9. **WRIGHT, Bob**  
BECKER, Dave  
T Cincinnati
10. **WRIGHT, Bob**  
BECKER, Dave  
DB Iowa

## 1980

1. **WILSON, Chris**  
SUHEY, Matt  
Choice to Dallas  
WR Penn State
2. **THOMPSON, Arland**  
TABOR, Paul  
G Baylor
3. **GUESS, Mike**  
TOLBERT, Emanuel  
DB Oklahoma
4. **CLARK, Randy**  
SCHONERT, Turk  
WR Southern Methodist
5. **STEPHENS, Willie**  
JUDGE, Chris  
DB Northern Illinois
6. **FISHER, Robert**  
TE Stanford
7. **FISHER, Robert**  
TE Southern Methodist

## 1981

1. **VAN HORNE, Keith**  
SINGLETARY, Mike  
Choice to San Francisco  
LB Baylor
2. **MARGERUM, Ken**  
BELL, Todd  
WR Stanford
3. **Choice to San Francisco**
4. **HENDERSON, Reuben**  
FISHER, Jeff  
DB San Diego State
5. **ZETEK, Scott**  
DITTA, Frank  
OT Notre Dame
6. **CLIFFORD, Tim**  
JOHNSON, Lonnie  
QB Baylor
7. **SHUPRYT, Bob**  
LB Indiana
8. **SHUPRYT, Bob**  
LB New Mexico

## 1982

1. **MC MAHON, Jim**  
Choice to Tampa Bay  
WR UCLA
2. **WRIGHTMAN, Tim**  
GENTRY, Dennis  
TE Baylor
3. **MARTNETT, Perry**  
TABRON, Dennis  
WR Southern Methodist
4. **BECKER, Kurt**  
WAECHTER, Henry  
DB Duke
5. **DOERGER, Jerry**  
HATCHETT, Mike  
G Michigan
6. **TURNER, Joe**  
BOLLAUX, Guy  
DT Nebraska
7. **YOUNG, Ricky**  
T Wisconsin
8. **YOUNG, Ricky**  
T Wisconsin
9. **YOUNG, Ricky**  
T Wisconsin
10. **YOUNG, Ricky**  
T Wisconsin
11. **YOUNG, Ricky**  
T Wisconsin
12. **YOUNG, Ricky**  
T Wisconsin

## 1983

1. **COVERT, Jim**  
GAULT, Willie  
Choice to Tampa Bay  
WR Tennessee
2. **RICHARDSON, Mike**  
QUERSON, Dave  
DB Arizona State
3. **THAYER, Tom**  
DUNSMORE, Pat  
G Notre Dame
4. **Choice to New England**
5. **Choice to Cleveland**
6. **Choice to Cleveland**
7. **DENT, Richard**  
BORTZ, Mark  
DE Tennessee State
8. **FADA, Rob**  
ZAVAGNIN, Mark  
G Pittsburgh
9. **HUTCHISON, Anthony**  
WORTHY, Gary  
RB Texas Tech
10. **WILLIAMS, Oliver**  
Choice to San Francisco  
WR Wilmington
11. **WILLIAMS, Oliver**  
Choice to San Francisco  
WR Illinois
12. **WILLIAMS, Oliver**  
Choice to San Francisco  
WR Illinois

## 1984

1. **MARSHALL, Wilber**  
RIVERA, Ron  
2. **HUMPHRIES, Stefan**  
ANDREWS, Tom  
3. **Choice to Wash. through SD.**  
SEA and NYG  
4. **Choice to Dallas**
5. **ROBERTSON, Nakta**  
ANDERSON, Brad  
6. **Choice to San Francisco**  
CASALE, Mark  
7. **Choice to Cleveland**
8. **VESTMAN, Kurt**  
GAYLE, Shaun  
9. **Choice to Cleveland**
10. **Choice to L.A. Rams**  
BUTKUS, Mark  
11. **Choice to Cleveland**
12. **Choice to Miami through SF**  
JORDAN, Donald  
from Cleveland

## 1985

1. **PERRY, William**  
PHILLIPS, Reggie  
2. **MANNES, James**  
BUTLER, Kevin  
3. **Choice to N.Y. Jets**
4. **Choice to L.A. Rams**  
BENNETT, Charles  
5. **BUXTON, Steve**  
SANDERS, Thomas  
6. **CORYATT, Pat**  
MORRISSEY, James  
7. **Choice to San Diego**

## 1986

1. **ANDERSON, Neal**  
JACKSON, Vestee  
2. **WILLIAMS, David**  
BLAIR, Paul  
3. **BARNES, Lew**  
POWELL, Jeff  
4. **JONES, Bruce**  
DOUGLASS, Maurice  
5. **TELTSCHIK, John**  
HUNDLEY, Barton  
6. **KOZLOWSKI, Glen**  
Choice to San Diego

## 1987

1. **HARBAUGH, Jim**  
MORRIS, Ron  
2. **Choice to LA Rams**
3. **SMITH, Sean**  
BRYAN, Steve  
4. **JOHNSON, Will**  
ADICKES, John  
5. **HARRIS, Archie**  
MIGLIAZZO, Paul  
6. **HEIMULLI, Lake**  
CHAPURA, Dick  
7. **JESSE, Tim**  
JEFFRIES, Eric

## 1988

1. **MUSTER, Brad**  
DAVIS, Wendell  
2. **JONES, Dante**  
JARVIS, Ralph  
3. **THORNTON, James**  
JOHNSON, Troy  
4. **STINSON, Lemuel**  
RENTIE, Caesar  
5. **TATE, David**  
REED, Harvey  
6. **MAGEE, Rogie**  
PORTER, Joel  
7. **FORCH, Steve**  
CLARK, Greg

LB Florida  
LB California  
G Michigan  
G Louisville

RB Central Arkansas  
WR Arizona

QB Montclair State

TE Idaho  
DB Ohio State

DT Illinois

RB Houston

DT Clemson  
DB Southern Methodist  
WR Texas Christian  
K Georgia

DE S.W. Louisiana  
T Indiana State  
RB Texas A&M  
DT Baylor  
LB Michigan State

RB Florida  
CB Washington  
WR Illinois  
T Oklahoma State  
WR Oregon  
RB Tennessee  
DB North Alabama  
DB Kentucky  
P Texas  
DB Kansas State  
WR BYU

QB Michigan  
WR SMU

DE Grambling  
DE Oklahoma  
LB NE Louisiana  
C Baylor  
T Williams & Mary  
LB Oklahoma  
FB BYU  
DT Missouri  
RB Auburn  
CB Texas

FB Stanford  
WR LSU  
LB Oklahoma  
DE Temple  
TE Cal-State Fullerton  
LB Oklahoma  
CB Texas Tech  
T Oklahoma  
S Colorado  
RB Howard  
WR LSU  
T Baylor  
LB Nebraska  
LB Arizona State



## ALL-TIME FIRST ROUND PICKS

Year	Pick	Player	Year	Pick	Player
1936	6th	T Joe Stydahar, West Virginia	1955a	3rd	(from Pitt for '64 2nd, 4th round picks.) MLB Dick Butkus, Illinois
1937	8th	E Les McDonald, Nebraska		b 4th	RB Gale Sayers, Kansas
1938	10th	HB Joe Gray, Oregon St.		c 6th	(from Wash for WR Angelo Coia, DT Fred Williams), DE Steve Delong, Tennessee
1939a	2nd	(from Pitt for E Eggs Manske) QB Sid Luckman, Columbia			
	b 6th	FB Bill Osmanski, Holy Cross			
1940	7th	C-LB Bulldog Turner, Hardin-Simmons	1966	12th	DT George Rice, LSU
1941a	1st	(from Phila for C John Schiechl) HB Tom Harmon, Michigan	1967	10th	DE Loyd Phillips, Arkansas
	b 3rd	(from Pitt for QB Billy Patterson) FB Norm Standlee, Stanford	1968	17th	RB Mike Hull, Southern Cal
	c 9th	HB Don Scott, Ohio State	1969	14th	T Rufus Mayes, Ohio St.
1942	10th	QB Frankie Albert, Stanford	1970	2nd	to GB for LB LeRoy Caffey, RB Elijah Pitts, C Bob Hyland
1943	9th	HB Bob Steuber, Missouri	1971	11th	RB Joe Moore, Missouri
1944	8th	HB Ray Evans, Kansas	1972a	3rd	(from Giants for C Bob Hyland, CB Bennie McRae), T Lionel Antoine, Southern Ill.
1945	7th	HB Don Lund, Michigan		b 12th	S Craig Clemons, Iowa
1946	4th	QB Johnny Lujack, Notre Dame	1973	8th	DT Wally Chambers, Eastern Ky.
1947a	1st	(bonus choice) HB Bob Fenimore, Oklahoma A & M	1974a	4th	LB Waymond Bryant, Tennessee St.
	b 11th	HB Don Kindt, Wisconsin		b 20th	(from LA for WR Dick Gordon) DE Dave Gallagher, Michigan
1948a	7th	(from Pitt for HB Ray Evans) QB Bobby Layne, Texas	1975	4th	RB Walter Payton, Jackson St.
	b 13th	E Max Baumgardner, Texas	1976	8th	(from Atl for 1st & 3rd round picks) T Dennis Lick
1949	10th	C Dick Harris, Texas			
1950	2nd	HB Chuck Hunsinger, Florida	1977	15th	T Ted Albrecht, California
	10th	RB Harper Davis, Mississippi St.	1978	20th	to Cleve for QB Mike Phipps
1951a	2nd	QB Bob Williams, Notre Dame	1979a	4th	(from TB for DT Wally Chambers) DT Dan Hampton, Arkansas
	b 10th	(from disbanded Colts) HB Billy Stone, Bradley		b 9th	DE Al Harris, Arizona St.
	c 16th	Gene Schroeder, Virginia	1980	19th	LB Otis Wilson, Louisville
1952	8th	FL-HB Jim Dooley, Miami	1981	11th	T Keith Van Horne, USC
1953	6th	HB Billy Anderson, Compton JC	1982	5th	QB Jim McMahon, BYU
1954	6th	HB Stan Wallace, Illinois	1983	6th	T Jim Covert, Pittsburgh
1955	11th	HB Ron Drzewiecki, Marquette		18th	WR Willie Gault, Tennessee
1956	10th	E "Tex" Schriewer, Texas	1984	11th	LB Wilber Marshall, Florida
1957	13th	DT Earl Leggett, LSU	1985	22nd	DT William Perry, Clemson
1958	7th	LB-G Chuck Howley, West Virginia	1986	27th	RB Neal Anderson, Florida
1959	7th	HB Don Clark, Ohio St.	1987	26th	QB Jim Harbaugh, Michigan
1960	7th	G Roger Davis, Syracuse	1988a	23rd	FB Brad Muster, Stanford
1961	5th	TE Mike Ditka, Pittsburgh		b 27th	WR Wendell Davis, LSU
1962	7th	RB Ronnie Bull, Baylor	1989a	11th	CB Donnell Woolford, Clemson
1963a	10th	to LA for RB Joe Marconi			(from Wash. for Wilbur Marshall)
	b 11th	(from Pitt for QB Ed Brown) C Dave Behrman, Michigan St.		b 12th	DE Trace Armstrong, Florida
1964	14th	DT Dick Evey, Tennessee			(from Raiders for Willie Gault)



## 1989 CHICAGO BEARS VETERAN ROSTER

No.	Player	Pos.	Hgt.	Wgt.	Birth-date	NFL Exp	College	How Acquired
54	Adickes, John	C	6-3	264	6/29/64	3	Baylor	D-6 '87
35	Anderson, Neal	RB	5-11	210	8/14/64	4	Florida	D-1 '86
79	Becker, Kurt	G	6-5	269	12/22/58	8	Michigan	D-6 '82
81	Benson, Cliff	TE	6-4	246	8/18/61	5	Purdue	FA '89
62	Bortz, Mark	G	6-6	272	2/12/61	7	Iowa	D-8 '83
86	Boso, Cap	TE	6-3	240	9/10/63	3	Illinois	FA '87
6	Butler, Kevin	K	6-1	204	7/24/62	5	Georgia	D-4 '85
94	Chapura, Dick	DT	6-3	275	6/15/64	2	Missouri	D-10 '87
74	Covert, Jim	T	6-4	278	3/22/60	7	Pittsburgh	D-1 '83
82	Davis, Wendell	WR	5-11	188	1/ 3/66	2	LSU	D1b '88
95	Dent, Richard	DE	6-5	268	12/13/60	7	Tennessee State	D-8 '83
37	Douglass, Maurice	DB	5-11	200	2/12/64	4	Kentucky	D-8 '86
22	Duerson, Dave	S	6-1	212	11/28/60	7	Notre Dame	D-3 '83
23	Gayle, Shaun	S	5-11	194	3/ 8/62	7	Ohio State	D-10 '84
29	Gentry, Dennis	WR	5-8	180	2/10/59	8	Baylor	D-4 '82
99	Hampton, Dan	DT	6-5	274	9/19/57	11	Arkansas	D-1 '79
4	Harbaugh, Jim	QB	6-3	204	12/23/63	3	Michigan	D-1 '87
63	Hilgenberg, Jay	C	6-3	260	3/21/60	9	Iowa	FA '81
24	Jackson, Vestee	CB	6-0	186	8/14/63	4	Washington	D-2 '86
92	Johnson, Troy	LB	6-0	236	11/10/64	2	Oklahoma	D-5 '88
53	Jones, Dante	LB	6-1	236	3/23/65	2	Oklahoma	D-2 '88
88	Kozlowski, Glen	WR	6-1	205	12/31/62	3	BYU	D-11 '86
44	Krumm, Todd	S	6-0	189	12/18/65	2	Michigan State	FA '88
43	Lynch, Lorenzo	DB	5-9	199	4/ 6/63	3	Cal-St. Sacram.	FA '88
85	McKinnon, Dennis	WR	6-1	177	8/22/61	6	Florida State	FA '83
9	McMahon, Jim	QB	6-1	198	8/21/59	8	BYU	D-1 '82
76	McMichael, Steve	DT	6-2	268	10/17/57	10	Texas	FA '81
84	Morris, Ron	WR	6-1	195	11/14/64	3	SMU	D-2 '87
51	Morrissey, Jim	LB	6-3	227	12/24/62	5	Michigan State	D-11 '85
25	Muster, Brad	FB	6-3	231	4/11/65	2	Stanford	D-1a '88
72	Perry, William	DT	6-2	325	12/16/62	5	Clemson	D-1 '85
52	Pruitt, Mickey	LB	6-1	206	1/10/65	2	Colorado	FA '88
59	Rivera, Ron	LB	6-3	240	1/ 7/62	6	California	D-2 '84
20	Sanders, Thomas	RB	5-11	203	1/ 4/62	5	Texas A&M	D-9 '85
75	Shannon, John	DT	6-3	269	1/18/65	2	Kentucky	FA '88
50	Singletary, Mike	LB	6-0	230	10/ 9/58	9	Baylor	D-2 '81
97	Smith, Sean	DT	6-4	290	3/27/65	3	Grambling	D-4 '87
32	Stinson, Lemuel	CB	5-9	159	5/10/66	2	Texas Tech	D-6 '88
26	Suhey, Matt	FB	5-11	213	7/ 7/58	10	Penn State	D-2 '80
49	Tate, David	DB	6-0	177	11/22/64	2	Colorado	D-8 '88
57	Thayer, Tom	G	6-4	270	8/16/61	5	Notre Dame	D-4 '82
80	Thornton, Jim	TE	6-2	242	2/ 8/65	2	Cal St-Fullerton	D-4 '88
18	Tomczak, Mike	QB	6-1	198	10/23/62	5	Ohio State	FA '85
78	Van Horne, Keith	T	6-6	283	11/ 6/57	9	USC	D-1 '81
73	Wojciechowski, J.	G	6-4	270	7/30/63	3	Michigan State	FA '87



## 1989 CHICAGO BEARS FIRST YEAR ROSTER

No.	Player	Pos.	Hgt.	Wgt.	Birth-date	NFL Exp	College	How Acquired
91	Archer, Sammie	WR	6-0	165	1/15/66	R	Oregon	FA '89
38	Armenteros, Alex	DB	6-0	195	10/14/65	R	Bethune-Cookman	FA '89
93	Armstrong, Trace	DE	6-4	259	10/ 5/65	R	Florida	D-1b '89
33	Bero, Bryan	FB	6-0	235	5/21/66	R	Utah	FA '89
46	Brothers, Richard	S	5-10	201	5/10/65	R	Arkansas	D-7a '89
96	Budde, John	DE	6-4	250	12/22/65	R	Michigan State	FA '89
90	Buford, Tony	WR	5-11	170	12/20/65	R	Indiana	FA '89
98	Coley, James	TE	6-3	270	4/13/67	R	Clemson	FA '89
68	Dyko, Chris	T	6-6	305	3/16/66	R	Washington State	D-8b '89
67	Fontenot, Jerry	G	6-3	272	11/21/66	R	Texas A&M	D-3 '89
58	Gilbert, Greg	LB	6-1	216	6/20/67	R	Alabama	D-5b '89
31	Green, Mark	RB	5-11	184	3/22/67	R	Notre Dame	D-5a '89
45	Gurley, Matt	FB	6-0	222	6/25/66	R	Texas A&M	FA '89
91	Harper, LaSalle	LB	6-0	226	5/16/67	R	Arkansas	D-9a '89
64	Hoffman, Eric	LB	6-2	230	3/14/67	R	Western Michigan	FA '89
71	Husar, Mike	G	6-2	290	6/27/66	R	Michigan	FA '89
98	Hyche, Steve	LB	6-3	236	6/12/63	R	Livingston	FA '89
69	Kropke, John	DT	6-4	280	1/ 3/66	1	Northern Illinois	FA '89
47	Limbrick, Garrett	FB	6-2	235	11/ 6/65	R	Oklahoma State	FA '89
15	Marriott, Randy	WR	5-11	173	11/ 1/65	R	UNC-Chapel Hill	FA '89
14	McCabe, Mike	P	6-2	205	6/28/66	R	Illinois State	FA '89
89	Millikan, Todd	TE	6-2	238	1/24/66	R	Nebraska	D-10a '89
90	Nelms, Joe	DT	6-4	262	5/21/65	R	California	D-11a '89
60	O'Malley, Steve	DT	6-4	280	12/ 3/62	1	Northern Illinois	FA '89
36	Paul, Markus	S	6-2	199	4/ 1/66	R	Syracuse	D-4 '89
60	Phillips, Anthony	G	6-2	275	7/ 6/66	R	Oklahoma	D-12b '89
48	Ray, Pat	DB	5-10	180	2/11/66	R	Missouri	FA '89
10	Robison, Doug	P	6-4	210	5/29/66	1	Stanford	FA '89
55	Roper, John	LB	6-1	228	10/ 4/65	R	Texas A&M	D-2a '89
30	Sanders, Byron	RB	5-7	190	2/13/67	R	Northwestern	D-9b '89
16	Sellar, Mike	WR	6-3	192	2/ 2/67	R	California-Davis	FA '89
69	Shrader, Don	G	6-2	285	11/23/66	R	Indiana	FA '89
12	Snyder, Brent	QB	6-3	225	6/ 4/66	R	Utah State	D-7b '89
39	Stewart, Curtis	RB	5-11	208	6/ 4/63	1	Auburn	FA '88
27	Streeter, George	DB	6-1	217	3/28/67	R	Notre Dame	D-11b '89
19	Sydnor, Chad	S	5-10	176	2/17/67	R	Maryland	FA '89
17	Waddle, Tom	WR	6-0	181	2/20/67	R	Boston College	FA '89
87	Weygand, Freddie	WR	5-11	187	6/17/66	R	Auburn	D-12a '89
65	Woods, Tony	DT	6-4	274	3/14/66	R	Oklahoma	D-8a '89
21	Woolford, Donnell	DB	5-9	187	1/ 6/66	R	Clemson	D-1a '89
64	Zawatson, Dave	T	6-4	274	4/13/66	R	California	D-2b '89

# FINAL 1988 STATISTICS

## REGULAR SEASON

### WON 12, LOST 4

Sept. 4	W 34-7	Miami	63,330
Sept. 11	W 17-13	at Indianapolis	60,503
Sept. 18	L 7-31	Minnesota	63,990
Sept. 25	W 24-6	at Green Bay	56,492
Oct. 2	W 24-3	Buffalo	62,793
Oct. 9	W 24-7	at Detroit	64,526
Oct. 16	W 17-7	Dallas	64,759
Oct. 24	W 10-9	San Francisco	65,293
Oct. 30	L 7-30	at New England	60,821
Nov. 6	W 28-10	Tampa Bay	56,892
Nov. 13	W 34-14	at Washington	52,418
Nov. 20	W 27-15	at Tampa Bay	67,070
Nov. 27	W 16-0	Green Bay	62,026
Dec. 5	L 3-23	at Rams	65,579
Dec. 11	W 13-12	Detroit	55,010
Dec. 19	L 27-28	at Minnesota	62,067
Dec. 31	W 20-12	Philadelphia (Playoffs)	65,534
Jan. 8	L 3-28	San Francisco (Playoffs)	64,830

Bears Opponents

<b>TOTAL FIRST DOWNS</b>	303	264
Rushing	137	76
Passing	134	158
Penalty	32	30
3rd Down: Made/Att	91/217	68/216
4th Down: Made/Att	7/ 17	8/ 18

<b>TOTAL NET YARDS</b>	5317	4360
Avg. Per Game	332.3	272.5
Total Plays	1040	977
Avg. Per Play	5.1	4.5

<b>NET YARDS RUSHING</b>	2319	1326
Avg. Per Game	144.9	82.9
Total Rushes	555	389

<b>NET YARDS PASSING</b>	2998	3034
Avg. Per Game	187.4	189.6
Tackled/Yards Lost	24/175	43/365
Gross Yards	3173	3399
Att./Completions	461/248	545/245
Completion Pct.	53.8	45.0
Had Intercepted	15	26

<b>PUNTS/AVERAGE</b>	79/ 41.5	90/ 40.2
----------------------	----------	----------

<b>NET PUNTING AVG.</b>	33.4	34.8
-------------------------	------	------

<b>PENALTIES/YARDS</b>	88/644	102/804
------------------------	--------	---------

<b>FUMBLES/BALL LOST</b>	37/ 19	17/ 9
--------------------------	--------	-------

<b>TOUCHDOWNS</b>	38	25
-------------------	----	----

Rushing	25	5
Passing	13	18
Returns	0	2

### SCORE BY PERIODS

	1	2	3	4	OT	Total
BEARS	77	131	42	62	0	312
OPPONENTS	49	56	50	60	0	215

### Scoring

	TD/Ru	PA	Rt	PAT	FG	S	TP
Butler	0	0	0	37/38	15/19	0	82
Anderson	12	0	0	0/0	0/0	0	72
Gentry	1	3	0	0/0	0/0	0	24
McKinnon	1	3	0	0/0	0/0	0	24
McMahon	4	0	0	0/0	0/0	0	24
Morris	0	4	0	0/0	0/0	0	24
Sanders	3	0	0	0/0	0/0	0	18

Moorehead	0	2	0	0/0	0/0	0	12
Suhey	2	0	0	0/0	0/0	0	12
Harbaugh	1	0	0	0/0	0/0	0	6
Muster	0	1	0	0/0	0/0	0	6
Tomczak	1	0	0	0/0	0/0	0	6
McMichael	0	0	0	0/0	0/0	1	2

BEARS	25	13	0	37/38	15/19	1	312
OPPONENTS	5	18	2	22/25	13/22	2	215

**SACKS:** McMichael 11.5, Dent 10.5 Hampton 9.5, Harris 3.5, Chapura 2.0, Rivera 2.0, Duerson 1.0, Johnson 1.0, Singletary 1.0, Smith 1.0,

**BEARS: 43.0, OPPONENTS 24.0**

RUSHING	No.	Yds	Avg	Long	TD
Anderson	249	1106	4.4	180	12
Sanders	95	332	3.5	120	3
Suhey	87	253	2.9	19	2
Muster	44	197	4.5	15	0
Harbaugh	19	110	5.8	19	1
McMahon	26	104	4.0	16	4
Gentry	7	86	12.3	158	1
Morris	3	40	13.3	21	0
Tomczak	13	40	3.1	17	1
McKinnon	3	25	8.3	12	1
Thomas	5	20	4.0	8	0
Davis	1	3	3.0	3	0
Kozlowski	1	3	3.0	3	0
Wagner	2	0	0.0	0	0

BEARS	555	2319	4.2	180	25
OPPONENTS	389	1326	3.4	32	5

RECEIVING	No.	Yds	Avg	Long	TD
McKinnon	45	704	15.6	176	3
Anderson	39	371	9.5	36	0
Gentry	33	486	14.7	45	3
Morris	28	498	17.8	163	4
Muster	21	236	11.2	140	1
Suhey	20	154	7.7	29	0
Davis	15	220	14.7	36	0
Thornton	15	135	9.0	19	0
Moorehead	14	133	9.5	28	2
Sanders	9	94	10.4	39	0
Boso	6	50	8.3	15	0
Kozlowski	3	92	30.7	50	0

BEARS	248	3173	12.8	176	13
OPPONENTS	245	3399	13.9	180	18

INTERCEPTIONS	No.	Yds	Avg	Long	TD
Jackson	8	94	11.8	46	0
Tate	4	35	8.8	17	0
Morrissey	3	13	4.3	13	0
Duerson	2	18	9.0	18	0
Richardson	2	15	7.5	15	0
Krumm	2	14	7.0	14	0
Rivera	2	0	0.0	0	0
Douglass	1	35	35.0	35	0
Singletary	1	13	13.0	13	0
Gayle	1	0	0.0	0	0

BEARS	26	237	9.1	46	0
OPPONENTS	15	175	11.7	194	1

PUNTING	No.	Yds	Avg	TB	In20	Lg	Bk
Wagner	79	3282	41.5	10	18	70	0

BEARS	79	3282	41.5	10	18	70	0
OPPONENTS	90	3622	40.2	10	29	62	0

**PUNT RETURNS**

Ret	FC	Yds	Avg	Long	TD	
McKinnon	34	8	277	8.1	23	0
Davis	3	1	17	5.7	13	0
Kozlowski	1	0	0	0.0	0	0

BEARS	38	9	294	7.7	23	0
OPPONENTS	40	9	447	11.2	64	0

**KICKOFF RETURNS**

No.	Yds	Avg	Long	TD	
Gentry	27	578	21.4	51	0
Sanders	13	248	19.1	38	0
Muster	3	33	11.0	15	0
Kozlowski	2	37	18.5	24	0
Duerson	0	0	—	0	0

BEARS	45	896	19.9	51 <th>0</th>	0
OPPONENTS	56	1130	20.2	51 <th>0</th>	0

**FIELD GOALS**

1-19	20-29	30-39	40-49	50+	
Butler	1/1	4/4	7/8	3/6	0/0
OPPONENTS	0/0	7/7	3/5	2/8	1/2

**BUTLER:** (40N, 44N) (40G, 37N) ( ) (35G) (22G) (37G) (21G, 42N) (18G) ( ) ( ) (32G, 24G) (36G, 43G) ( ) (39G) (35G, 32G) (20G, 45G)  
**OPPONENTS:** ( ) (38G, 53G) (37G) ( ) (28G, 46N) ( ) (42N, 35N) (51N) (35G) (44N, 45G, 40N) ( ) (27G, 37N, 23G) (48N, 43N) (25G, 27G, 22G) (25G, 44G)

**PASSING**

Att	Cmp	Yds	Cmp%	Yds/Att	TD	TD%	Int	Int%	Long	Sack/Lost	Rating	
McMahon	192	114	1346	59.4	7.01	6	3.1	7	3.6	163	13/ 79	76.0
Tomczak	170	86	1310	50.6	7.71	7	4.1	6	3.5	176	5/ 47	75.4
Harbaugh	97	47	514	48.5	5.30	0	0.0	2	2.1	56	6/ 49	55.9
Anderson	1	0	0	0.0	0.00	0	0.0	0	0.0	0	0/ 0	39.6
Wagner	1	1	3	100.0	3.00	0	0.0	0	0.0	3	0/ 0	79.2

BEARS	461	248	3173	53.8	6.88	13	2.8	15	3.3	176	24/ 175	71.4
OPPONENTS	545	245	3399	45.0	6.24	18	3.3	26	4.8	180	43/ 365	56.7

**FINAL DEFENSIVE STATISTICS**

Player	Total	Solo	Assists	PD's	FR's	FC	Sacks/Yd:
Mike Singletary	170	89	81	3	1		1/3
Dave Duerson	105	57	48	6		2	1/7
Steve McMichael	88	54	34	1	2	1	11.5/95
Dan Hampton	88	50	38	3			9.5/81
Ron Rivera	88	45	43	3	0	1	2/17
Maurice Douglass	76	43	33	11	2		
Jim Morrissey	68	26	42	5	1		
Vestee Jackson	62	40	22	22			
Richard Dent	61	31	30	2	1	3	10.5/90
Mike Richardson	60	40	20	30			
Al Harris	51	30	21		3		3.5/42
David Tate	45	20	25	4			
Shaun Gayle	22	11	11	4			
Todd Krumm	21	13	8	4			
William Perry	19	5	14				
Sean Smith	19	12	7	1			1/0
Dante Jones	16	10	6				
Mickey Pruitt	13	4	9				
Dick Chapura	13	12	1				2/26
Lemuel Stinson	10	3	7	3			
Troy Johnson	9	7	2	1			1/6
John Shannon	6	4	2				
Lorenzo Lynch	2	0	2				
Greg Clark	1	1	0				

**Interceptions:** Jackson 8, Tate 4, Richardson 2, Rivera 2, Krumm 2, Duerson 2, Morrissey 3, Gayle 1, Douglass 1, Singletary 1.

**GAME 1**

**Bears 34, Miami 7**  
 Soldier Field 63,330  
 September 4, 1988

MIAMI ..... 7 0 0 0 — 7  
 CHICAGO ..... 14 14 0 6 — 34

**BEARS** — Anderson, 2-yard run (Butler kick), (9 plays, 9 yards). **BEARS** — Anderson, 1-yard run (Butler kick), (1 play, 1 yard). **DOLPHINS** — Clayton, 28-yard pass from Marino (Revezick kick), (4 plays, 43 yards). **BEARS** — McMahon, 1-yard run (Butler kick), (9 plays, 72 yards.) **BEARS** — McMahon, 2-yard run (Butler kick), (13 plays, 78 yards). **BEARS** — Sanders, 20-yard run (Butler kick), (7 plays, 48 yards).

Team Statistics	Dolphins	Bears
First Downs .....	10	28
Total Net Yards .....	163	427
Rushes/Net Yards .....	10/45	54/262
Net Passing .....	118	165
Passes (Att/Com) .....	25/10	23/14
Had Intercepted .....	0	0
Punts/Average .....	7/39.6	1/43.0
Return Yardage .....	49	45
Penalties/Yards .....	7/50	11/68
Fumbles/Lost .....	2/2	1/0
Sacks/Yards .....	1/7	1/10
Possession Time .....	14:28	45:32

**RUSHING**

**BEARS** — Anderson 24-123; Sanders 10-59; Suhey 7-28; Thomas 5-20; Gentry 1-15; McMahon 3-10; Muster 3-7; Wagner 1-0.

**DOLPHINS** — Jensen 1-23; Stradford 5-14; Bennett 1-4; Davenport 1-4; Dellenbach 1-0; Marino 1-0.

**RECEIVING**

**BEARS** — McKinnon 4-76; Morris 3-32; Gentry 1-22; Anderson 2-17; Suhey 2-15; Sanders 2-10.

**DOLPHINS** — Clayton 2-43; Hardy 3-38; Stradford 2-17; Davenport 1-14; Duper 1-12; Jensen 1-4.

**PASSING**

**BEARS** — McMahon 14-23-172; Tomczak 0-0-0.  
**DOLPHINS** — Marino 9-22-113 1 TD; Jaworski 1-3-15.

**INTERCEPTIONS**

**BEARS** — None.

**DOLPHINS** — None.

**SACKS**

**BEARS** — Chapura 1.

**DOLPHINS** — Sochia 1.

**GAME 2**

**Bears 17, Indianapolis 13**  
 Hoosier Dome 60,503  
 September 11, 1988

CHICAGO ..... 7 3 0 7 — 17  
 INDIANAPOLIS ..... 0 6 0 7 — 13

**BEARS** — Gentry, 35-yard pass from McMahon (Butler kick), (7 plays, 57 yards). **COLTS** — Biasucci, 38-yard field goal (7 plays, 14 yards). **COLTS** — Biasucci, 53-yard field goal (8 plays, 39 yards). **BEARS** — Butler, 40-yard field goal (8 plays, 58 yards). **COLTS** — Dickerson, 12-yard run (Biasucci kick), (6 plays, 58 yards). **BEARS** — Suhey, 2-yard run (Butler kick), (12 plays, 77 yards).

Team Statistics	Colts	Bears
First Downs .....	11	23
Total Net Yards .....	173	332
Rushes/Net Yards .....	28/108	40/154
Net Passing .....	65	178
Passes (Att/Com) .....	15/4	32/19
Had Intercepted .....	2	1
Punts/Average .....	5/50.2	6/40.5
Return Yardage .....	111	144
Penalties/Yards .....	7/67	10/75
Fumbles/Lost .....	2/1	1/0
Sacks/Yards .....	1/8	2/13
Possession Time .....	22:16	37:44

**RUSHING**

**BEARS** — Anderson 19-82; Suhey 12-32; Sanders 5-22; McKinnon 1-9; Gentry 1-7; McMahon 2-2.

**COLTS** — Dickerson 24-95; Bentley 4-13.

**RECEIVING**

**BEARS** — Morris 3-42; Gentry 2-37; Davis 3-36; Anderson 5-21; Moorehead 2-20; McKinnon 2-16; Suhey 2-14.

**COLTS** — Verdin 1-48; Brooks 2-25; Beach 1-5.

**PASSING**

**BEARS** — McMahon 19-31-186 1 TD, 1 Int.; Anderson 0-1-0.

**COLTS** — Trudeau 4-15-78, 2 Int.

**INTERCEPTIONS**

**BEARS** — Jackson 2-22.

**COLTS** — Bickett 1-0.

**SACKS**

**BEARS** — Dent 1½; McMichael ½.

**COLTS** — Wright ½; Thompson ½.

### GAME 3

## Minnesota 31, Bears 7

Soldier Field 63,990

September 18, 1988

MINNESOTA ..... 7 10 14 0 — 31  
CHICAGO ..... 7 0 0 0 — 7

**VIKINGS** — Carter, 40-yard pass from Kramer (Nelson kick), (5 plays, 80 yards). **BEARS** — Morris, 11-yard pass from McMahon (Butler kick), (4 plays, 71 yards). **VIKINGS** — Jones, 19-yard pass from Kramer (Nelson kick), (4 plays, 31 yards). **VIKINGS** — Nelson, 37-yard field goal (7 plays, 43 yards). **VIKINGS** — Martin, recovered fumble in end zone (Nelson kick). **VIKINGS** — Carter, 16-yard pass from Kramer (Nelson kick), (6 plays, 61 yards.)

Team Statistics	Vikings	Bears
First Downs	20	15
Total Net Yards	376	235
Rushes/Net Yards	35/127	18/70
Net Passing	249	165
Passes (Att/Com)	27/15	36/16
Had Intercepted	1	3
Punts/Average	5/35.8	5/41.8
Return Yardage	74	118
Penalties/Yards	8/55	4/30
Fumbles/Lost	1/0	3/2
Sacks/Yards	2/17	1/9
Possession Time	34:55	25:05

#### RUSHING

**BEARS** — Sanders 5-28; Muster 1-14; Anderson 8-12; Harbaugh 1-12; Suhey 1-2; Tomczak 1-2; McMahon 1-0.

**VIKINGS** — Rice 16-64; Harris 6-25; Fenney 4-19; Anderson 7-14; Kramer 2-5.

#### RECEIVING

**BEARS** — Kozlowski 1-50; Anderson 5-37; Moorehead 2-30; Morris 2-22; Davis 1-18; Thornton 1-13; Muster 2-9; McKinnon 1-4; Suhey 1-1.

**VIKINGS** — Rice 5-75; Carter 3-68; Jordan 3-58; Gustafson 2-29; Jones 1-19; Fenney 1-9.

#### PASSING

**BEARS** — McMahon 9-15-116, 1 TD, 1 Int.; Harbaugh 4-9-38; Tomczak 3-12-28, 2 Int.

**VIKINGS** — Kramer 15-25-258, 3 TD's, 1 Int.; Wilson 0-2-0.

#### INTERCEPTIONS

**BEARS** — Rivera 1-0.

**VIKINGS** — Harris 1-1; Howard 1-1; Solomon 1-0.

#### SACKS

**BEARS** — Dent 1.

**VIKINGS** — Doleman 1; Baker 1.

### GAME 4

## Bears 24, Green Bay 6

Lambeau Field 56,492

September 25, 1988

CHICAGO ..... 0 17 0 7 — 24  
GREEN BAY ..... 6 0 0 0 — 6

**PACKERS** — Fullwood, 2-yard run (Zendejas miss), (12 plays, 39 yards). **BEARS** — Anderson, 45-yard run (Butler kick), (10 plays, 80 yards). **BEARS** — Anderson, 3-yard run (Butler kick), (8 plays, 26 yards). **BEARS** — Butler, 35-yard field goal (6 plays, 22 yards). **BEARS** — Sanders, 5-yard run (Butler kick), (6 plays, 39 yards).

Team Statistics	Packers	Bears
First Downs	16	22
Total Net Yards	233	358
Rushes/Net Yards	16/34	51/242
Net Passing	199	116
Passes (Att/Com)	41/19	20/11
Had Intercepted	2	2
Punts/Average	6/49.5	2/30.0
Return Yardage	79	66
Penalties/Yards	6/37	4/35
Fumbles/Lost	1/1	3/1
Sacks/Yards	1/1	5/43
Possession Time	22:23	37:37

#### RUSHING

**BEARS** — Anderson 20-105; Suhey 11-61; Sanders 10-38; McMahon 5-18; Muster 3-11; Gentry 1-6; Kozlowski 1-3.

**PACKERS** — Davis 5-18; Fullwood 7-14; Carruth 3-2; Woodside 1-0.

#### RECEIVING

**BEARS** — Sanders 2-48; Thornton 3-23; Anderson 2-16; Gentry 1-12; McKinnon 1-9; Kozlowski 1-5; Suhey 1-4.

**PACKERS** — Sharpe 7-137; Stanley 2-32; Carruth 3-22; Scott 1-22; Davis 1-10; Woodside 1-8; Kemp 2-7; Mason 1-5; Fullwood 1 (-1).

#### PASSING

**BEARS** — McMahon 10-18-114, 2 Int.; Wagner 1-1-3; Tomczak 0-1-0.

**PACKERS** — Wright 19-41-242, 2 Int.

#### INTERCEPTIONS

**BEARS** — Rivera 1-0; Gayle 1-0.

**PACKERS** — Brown 1-6; Lee 1 (-4).

#### SACKS

**BEARS** — Harris 2; Dent 1; Singletary 1; McMichael 1.

**PACKERS** — Stills 1.

## GAME 5

### Bears 24, Buffalo 3

Soldier Field 62,793

October 2, 1988

**BUFFALO** ..... 3 0 0 0 — 3  
**CHICAGO** ..... 7 17 0 0 — 24

**BEARS** — Moorehead, 4-yard pass from McMahon (Butler kick), (7 plays, 55 yards). **BILLS** — Norwood, 28-yard field goal, (9 plays, 67 yards). **BEARS** — Morris, 63-yard pass from McMahon (Butler kick), (5 plays, 76 yards). **BEARS** — Butler, 22-yard field goal (8 plays, 56 yards). **BEARS** — Gentry, 58-yard run (Butler kick), (1 play, 58 yards).

Team Statistics	Bills	Bears
First Downs	13	22
Total Net Yards	217	423
Rushes/Net Yards	10/0	37/163
Net Passing	217	260
Passes (Att/Com)	37/20	27/20
Had Intercepted	1	1
Punts/Average	6/35.5	2/26.5
Return Yardage	88	38
Penalties/Yards	9/85	5/35
Fumbles/Lost	1/0	1/1
Sacks/Yards	0/0	6/56
Possession Time	21:21	38:39

### RUSHING

**BEARS** — Gentry 2-64; Muster 6-25; Anderson 15-24; McMahon 3-24; Sanders 4-14; Suhey 6-9; Davis 1-3.

**BILLS** — Thomas 5-12; Mueller 2-8; Kelly 2-4; Harmon 1- (-24).

### RECEIVING

**BEARS** — McKinnon 7-97; Morris 1-63; Gentry 5-56; Thornton 2-19; Muster 1-10; Suhey 2-8; Moorehead 1-4; Anderson 1-3.

**BILLS** — Reed 7-98; Harmon 5-66; Burkett 3-40; Thomas 1-33; Metzelaars 2-22; Johnson 2-14.

### PASSING

**BEARS** — McMahon 20-27-260, 2 TD's, 1 Int.

**BILLS** — Kelly 20-37-273, 1 Int.

### INTERCEPTIONS

**BEARS** — Tate 1-17.

**BILLS** — Bentley 1-0.

### SACKS

**BEARS** — Dent 2; Duerson 1; Harris 1; Chapura 1; Hampton 1.

**BILLS** — None.

## GAME 6

### Bears 24, Detroit 7

Pontiac Silverdome 64,526

October 9, 1988

**CHICAGO** ..... 7 10 0 7 — 24  
**DETROIT** ..... 0 0 7 0 — 7

**BEARS** — McKinnon, 11-yard pass from McMahon (Butler kick), (12 plays, 90 yards). **BEARS** — Anderson, 1-yard run (Butler kick), (5 plays, 58 yards). **BEARS** — Butler, 37-yard field goal, (6 plays, 45 yards). **LIONS** — Mandley, 7-yard pass from Hilger (Murray kick), (5 plays, 58 yards). **BEARS** — Morris, 31-yard pass from Tomczak (Butler kick), (5 plays, 55 yards).

Team Statistics	Lions	Bears
First Downs	18	20
Total Net Yards	262	323
Rushes/Net Yards	13/42	28/101
Net Passing	220	222
Passes (Att/Com)	57/19	36/22
Had Intercepted	1	0
Punts/Average	9/45.8	8/47.5
Return Yardage	91	95
Penalties/Yards	12/134	7/45
Fumbles/Lost	1/1	5/1
Sacks/Yards	3/24	3/23
Possession Time	27:00	33:00

### RUSHING

**BEARS** — Anderson 14-70; Muster 4-15; Suhey 4-14; Sanders 5-2; Tomczak 1-0.

**LIONS** — James 8-26; Jones 2-13; Painter 1-2; Paige 1-1; Hilger 1-0.

### RECEIVING

**BEARS** — Morris 4-65; McKinnon 4-49; Suhey 2-33; Gentry 3-29; Muster 3-21; Anderson 2-20; Moorehead 3-18; Davis 1-11.

**LIONS** — Mandley 4-82; Lee 5-55; Carter 4-38; Bland 2-36; Craig 1-18; Jones 2-12; James 1-2.

### PASSING

**BEARS** — Tomczak 12-22-158, 1 TD; McMahon 8-11-78, 1 TD; Harbaugh 2-3-10.

**LIONS** — Hilger 13-43-186, 1 TD, 1 Int.; Long 6-14-57.

### INTERCEPTIONS

**BEARS** — Richardson 1-0.

**LIONS** — None.

### SACKS

**BEARS** — McMichael 1½; Hampton 1; Chapura ½.

**LIONS** — Cofer 1; Green 1; Jamison ½; Gibson ½.

**GAME 7****Bears 17, Dallas 7****Soldier Field 64,759****October 16, 1988**

DALLAS ..... 0 0 0 7 — 7  
 CHICAGO ..... 0 17 0 0 — 17

**BEARS** — McKinnon, 4-yard run (Butler kick), (13 plays, 80 yards). **BEARS** — Butler, 21-yard field goal (13 plays, 51 yards). **BEARS** — Morris, 39-yard pass from McMahon (Butler kick), (6 plays, 75 yards). **COWBOYS** — Gay, 13-yard pass from White (Ruzek kick), (13 plays, 83 yards).

Team Statistics	Cowboys	Bears
First Downs .....	18	24
Total Net Yards .....	291	385
Rushes/Net Yards .....	24/96	26/124
Net Passing .....	195	261
Passes (Att/Com) .....	35/24	39/22
Had Intercepted .....	2	0
Punts/Average .....	4/38.3	4/46.8
Return Yardage .....	45	36
Penalties/Yards .....	5/30	3/20
Fumbles/Lost .....	0/0	1/1
Sacks/Yards .....	3/23	5/47
Possession Time .....	29:33	30:27

**RUSHING**

**BEARS** — Anderson 9-51; McMahon 4-22; Morris 1-21; Suhey 4-14; Muster 1-11; Sanders 5-7; McKinnon 1-4; Gentry 1 — (—6).

**COWBOYS** — Walker 21-88; Pelluer 1-6; Newsome 2-2.

**RECEIVING**

**BEARS** — Morris 4-82; Anderson 5-52; Davis 1-36; McKinnon 3-34; Moorehead 2-33; Muster 3-26; Suhey 2-12; Gentry 2-9.

**COWBOYS** — Martin 5-63; Gay 5-59; Walker 4-47; Alexander 2-21; Newsome 4-19; Cosbie 2-18; Chandler 2-15.

**PASSING**

**BEARS** — McMahon 22-39-284, 1 TD.

**COWBOYS** — White 24-35-242, 1 TD, 2 Int.

**INTERCEPTIONS**

**BEARS** — Tate 2-11.

**COWBOYS** — None.

**SACKS**

**BEARS** — McMichael 2½; Hampton 2; Jones ½.

**COWBOYS** — White 1; Cobb 1; Jeffcoat 1.

**GAME 8****Bears 10, San Francisco 9****Soldier Field 65,293****October 24, 1988**

SAN FRANCISCO ..... 7 0 2 0 — 9  
 CHICAGO ..... 0 10 0 0 — 10

**49ERS** — Rice, 23-yard pass from Montana (Cofer kick), (8 plays, 88 yards). **BEARS** — McMahon 1-yard run (Butler kick), (4 plays, 37 yards). **BEARS** — Butler, 18-yard field goal (8 plays, 35 yards). **49ERS** — Haley tackled McMahon in end zone for safety.

Team Statistics	49ers	Bears
First Downs .....	12	14
Total Net Yards .....	213	237
Rushes/Net Yards .....	21/78	41/122
Net Passing .....	135	115
Passes (Att/Com) .....	30/14	22/10
Had Intercepted .....	1	1
Punts/Average .....	8/37.3	7/33.4
Return Yardage .....	103	58
Penalties/Yards .....	10/57	2/14
Fumbles/Lost .....	1/0	1/0
Sacks/Yards .....	3/17	4/34
Possession Time .....	23:39	36:21

**RUSHING**

**BEARS** — Anderson 16-62; McMahon 8-27; Suhey 9-12; Sanders 3-11; Muster 5-10.

**49ERS** — Craig 10-31; Rathman 6-21; Montana 1-15; Rice 2-8; Young 2-3.

**RECEIVING**

**BEARS** — Anderson 3-40; Kozlowski 1-37; Suhey 2-25; McKinnon 1-14; Gentry 1-8; Morris 1-8; Sanders 1-0.

**49ERS** — Rice 4-86; Craig 6-39; Heller 3-31; Rathman 1-13.

**PASSING**

**BEARS** — McMahon 10-22-132, 1 Int.

**49ERS** — Montana 13-29-168, 1 TD, 1 Int.; Young 1-1-1.

**INTERCEPTIONS**

**BEARS** — Duerson 1-0.

**49ERS** — McKyer 1-0.

**SACKS**

**BEARS** — Dent 2; McMichael 1; Hampton 1.

**49ERS** — Haley 2½; Roberts ½.

### GAME 9

## New England 30, Bears 7

Sullivan Stadium 60,821

October 30, 1988

CHICAGO ..... 7 0 0 0 — 7  
NEW ENGLAND ..... 6 13 3 7 — 30

**PATS** — Fryar, 80-yard pass from Flutie (kick blocked), (1 play, 80 yards). **BEARS** — McMahon, 1-yard run (Butler kick), (6 plays, 24 yards). **PATS** — Dawson, 13-yard pass from Flutie (Staurovsky kick), (5 plays, 35 yards). **PATS** — Dawson, 4-yard pass from Flutie (Staurovsky kick), (4 plays, 13 yards). **PATS** — Staurovsky, 35-yard field goal, (8 plays, 33 yards). **PATS** — Morgan, 26-yard pass from Flutie (Staurovsky kick), (15 plays, 79 yards).

Team Statistics	Patriots	Bears
First Downs	19	11
Total Net Yards	350	208
Rushes/Net Yards	54/185	25/134
Net Passing	165	74
Passes (Att/Com)	18/6	24/7
Had Intercepted	0	1
Punts/Average	6/37.3	6/48.3
Return Yardage	57	171
Penalties/Yards	3/20	7/50
Fumbles/Lost	3/2	1/1
Sacks/Yards	0/0	0/0
Possession Time	38:51	21:09

#### RUSHING

**BEARS** — Anderson 18-87; Morris 1-20; Muster 1-15; Harbaugh 1-5; Suhey 1-5; McMahon 1-1; Sanders 2-1.

**PATS** — Stephens 35-124; Perryman 8-28; Allen 4-19; Flutie 3-10; Tatupu 3-4; Dupard 1-0.

#### RECEIVING

**BEARS** — Anderson 2-33; Muster 2-30; Morris 2-9; Suhey 1-2.

**PATS** — Fryar 3-122; Morgan 1-26; Dawson 2-17.

#### PASSING

**BEARS** — Tomczak 5-13-70; McMahon 2-6-4, 1 Int.; Harbaugh 0-5-0.

**PATS** — Flutie 6-18-165, 4 TD's.

#### INTERCEPTIONS

**BEARS** — None.

**PATS** — Lippett 1-4.

#### SACKS

**BEARS** — None.

**PATS** — None.

### GAME 10

## Bears 28, Tampa Bay 10

Soldier Field 56,892

November 6, 1988

TAMPA BAY ..... 0 3 7 0 — 10  
CHICAGO ..... 0 14 14 0 — 28

**BUCS** — Igwebuike, 45-yard field goal (9 plays, 41 yards). **BEARS** — Sanders, 1-yard run (Butler kick), (9 plays, 70 yards). **BEARS** — Anderson, 1-yard run (Butler kick), (6 plays, 59 yards). **BEARS** — McKinnon, 20-yard pass from Tomczak (Butler kick), (6 plays, 63 yards). **BEARS** — Moorehead, 2-yard pass from Tomczak (Butler kick), (2 plays, 43 yards). **BUCS** — Hill, 21-yard pass from Testaverde (Igwebuike kick), (3 plays, 43 yards).

Team Statistics	Buccaneers	Bears
First Downs	25	19
Total Net Yards	357	338
Rushes/Net Yards	27/84	25/69
Net Passing	273	269
Passes (Att/Com)	52/22	26/18
Had Intercepted	2	1
Punts/Average	4/37.3	4/40.0
Return Yardage	117	121
Penalties/Yards	3/30	3/25
Fumbles/Lost	2/0	2/2
Sacks/Yards	0/0	2/32
Possession Time	36:02	23:58

#### RUSHING

**BEARS** — Tomczak 3-28; Sanders 7-25; Anderson 7-7; Suhey 6-5; Muster 2-4.

**BUCCANEERS** — Howard 15-56; Tate 10-42; Criswell 1-0; Hill 1-(-14).

#### RECEIVING

**BEARS** — Gentry 6-97; McKinnon 4-87; Anderson 2-33; Davis 2-29; Suhey 1-10; Muster 1-9; Moorehead 1-2; Thornton 1-2.

**BUCCANEERS** — Hill 5-94; Hall 5-67; Carrier 4-63; Pillow 3-27; Magee 1-23; Smith 1-16; Howard 2-12; Taylor 1-3.

#### PASSING

**BEARS** — Tomczak 18-26-269, 2 TD's, 1 Int.  
**BUCCANEERS** — Testaverde 22-52-305, 1 TD, 2 Int.

#### INTERCEPTIONS

**BEARS** — Jackson 1-46, Krumm 1-0.

**BUCCANEERS** — Hamilton 1-11.

#### SACKS

**BEARS** — Dent 1; Hampton 1.

**BUCCANEERS** — None.

## GAME 11

### Bears 34, Washington 14

R.F.K. Stadium 52,418

November 13, 1988

CHICAGO ..... 7 13 0 14 — 34  
WASHINGTON ..... 0 0 7 7 — 14

**BEARS** — Tomczak, 1-yard run (Butler kick), (6 plays, 76 yards). **BEARS** — Suhey, 3-yard run (Butler kick), (13 plays, 80 yards). **BEARS** — Butler, 32-yard field goal (3 plays, 4 yards). **BEARS** — Butler, 24-yard field goal (11 plays, 73 yards). **REDSKINS** — Sanders, 4-yard pass from Rypien (Lohmiller kick), (7 plays, 88 yards). **BEARS** — Gentry, 22-yard pass from Tomczak (Butler kick), (3 plays, 24 yards). **REDSKINS** — Clark, 3-yard pass from Rypien (Lohmiller kick), (6 plays, 55 yards). **BEARS** — Anderson, 50-yard run (Butler kick), (2 plays, 41 yards).

Team Statistics	Redskins	Bears
First Downs	22	20
Total Net Yards	323	418
Rushes/Net Yards	13/28	36/145
Net Passing	295	273
Passes (Att/Com)	52/20	27/16
Had Intercepted	5	0
Punts/Average	3/45.6	4/40.0
Return Yardage	161	107
Penalties/Yards	6/69	8/43
Fumbles/Lost	1/0	2/1
Sacks/Yards	1/12	3/31
Possession Time	25:53	34:07

#### RUSHING

**BEARS** — Anderson 16-85; Suhey 6-24; Sanders 6-21; Muster 3-13; Tomczak 3-5; Morris 1- (—1); Harbaugh 1- —2.

**REDSKINS** — Morris 5-21; Rypien 2-11; Smith 4-6; Griffin 1-3; Coleman 1- (—13).

#### RECEIVING

**BEARS** — Gentry 5-116; Morris 1-56; Anderson 4-51; McKinnon 3-30; Davis 1-12; Thornton 1-10; Suhey 1-10.

**REDSKINS** — McEwen 3-120; Clark 8-98; Monk 6-91; Sanders 2-17; Smith 1-5.

#### PASSING

**BEARS** — Tomczak 15-26-229, 1 TD; Harbaugh 1-1-56.

**REDSKINS** — Rypien 14-33-257, 2 TD's, 4 Int.; Williams 6-19-69, 1 Int.

#### INTERCEPTIONS

**BEARS** — Jackson 2-25; Richardson 1-15; Krumm 1-14; Tate 1-7.

**REDSKINS** — None.

#### SACKS

**BEARS** — Dent 2; McMichael 1.

**REDSKINS** — Manley 1.

## GAME 12

### Bears 27, Tampa Bay 15

Tampa Stadium 67,070

November 20, 1988

CHICAGO ..... 14 7 0 6 — 27  
TAMPA BAY ..... 3 3 0 9 — 15

**BEARS** — Anderson, 1-yard run (Butler kick), (5 plays, 14 yards). **BEARS** — Anderson, 17-yard run (Butler kick), (3 plays, 72 yards). **BUCS** — Igwebuike, 27-yard field goal, (8 plays, 33 yards). **BEARS** — Muster, 40-yard pass from Tomczak (Butler kick), (8 plays, 80 yards). **BUCS** — Igwebuike, 23-yard field goal, (13 plays, 79 yards). **BUCS** — Wagner tackled in end zone by Goode for safety. **BEARS** — Butler, 36-yard field goal (8 plays, 19 yards). **BEARS** — Butler, 43-yard field goal (7 plays, 27 yards). **BUCS** — Pillow, 7-yard pass from Ferguson (Criswell kick), (6 plays, 61 yards).

Team Statistics	Buccaneers	Bears
First Downs	18	16
Total Net Yards	321	339
Rushes/Net Yards	38/168	37/139
Net Passing	153	200
Passes (Att/Com)	32/12	25/10
Had Intercepted	2	2
Punts/Average	6/40.3	4/39.3
Return Yardage	190	108
Penalties/Yards	6/39	4/25
Fumbles/Lost	1/1	6/2
Sacks/Yards	1/9	1/10
Possession Time	29:50	30:10

#### RUSHING

**BEARS** — Anderson 19-66; Sanders 10-50; Muster 3-17; Harbaugh 1-8; Wagner 1-0; Suhey 3- (—2). **BUCCANEERS** — Tate 19-66; Testaverde 5-55; Howard 14-47.

#### RECEIVING

**BEARS** — Morris 3-70; McKinnon 2-49; Muster 1-40; Davis 1-21; Anderson 1-17; Moorehead 1-6; Thornton 1-6.

**BUCCANEERS** — Pillow 3-47; Carrier 2-39; Hill 3-37; Smith 2-22; Howard 1-14; Magee 1-4.

#### PASSING

**BEARS** — Tomczak 9-21-179, 1 TD, 2 Int.; Harbaugh 1-4-30.

**BUCCANEERS** — Testaverde 7-22-86, 2 Int.; Ferguson 5-10-77, 1.

#### INTERCEPTIONS

**BEARS** — Douglass 1-29; Singletary 1-13.

**BUCCANEERS** — Hamilton 1-23; Harris 1-2.

#### SACKS

**BEARS** — Rivera 1.

**BUCCANEERS** — Cannon 1.

**GAME 13**

**Bears 16, Green Bay 0**  
 Soldier Field 62,026  
 November 27, 1988

GREEN BAY ..... 0 0 0 0 — 0  
 CHICAGO ..... 7 0 7 2 — 16

**BEARS** — Anderson, 1-yard run (Butler kick), (14 plays, 70 yards). **BEARS** — Anderson, 80-yard run (Butler kick), (4 plays, 98 yards). **BEARS** — Majkowski forced out of end zone by McMichael for safety.

Team Statistics	Packers	Bears
First Downs	9	22
Total Net Yards	189	372
Rushes/Net Yards	11/22	41/213
Net Passing	167	159
Passes (Att/Com)	30/14	36/18
Had Intercepted	2	0
Punts/Average	5/38.4	5/52.8
Return Yardage	67	30
Penalties/Yards	6/36	6/58
Fumbles/Lost	0/0	2/2
Sacks/Yards	3/31	4/17
Possession Time	19:49	40:11

**RUSHING**

**BEARS** — Anderson 17-139; Suhey 6-23; Harbaugh 2-19; Muster 6-17; Sanders 7-10; Tomczak 3-5.

**PACKERS** — Fullwood 4-14; Woodside 5-9; Majkowski 1-9; Sharpe 1- (—)0.

**RECEIVING**

**BEARS** — McKinnon 3-36; Gentry 3-33; Thornton 2-27; Davis 2-23; Moorehead 2-20; Boso 2-16; Morris 1-14; Muster 2-13; Sanders 1-8.

**PACKERS** — Kemp 5-87; Sharpe 3-47; West 2-23; Scott 1-21; Matthews 1-6; Fullwood 2-0.

**PASSING**

**BEARS** — Harbaugh 10-19-98; Tomczak 8-17-92.

**PACKERS** — Majkowski 14-30-184, 2 Int.

**INTERCEPTIONS**

**BEARS** — Jackson 1-0; Morrissey 1-0.

**PACKERS** — None.

**SACKS**

**BEARS** — McMichael 2; Hampton 1½; Dent ½.

**PACKERS** — Anderson 1; Harris 1; Patterson 1.

**GAME 14**

**Los Angeles Rams 23, Bears 3**  
 Anaheim Stadium 65,329  
 December 5, 1988

CHICAGO ..... 0 3 0 0 — 3  
 LOS ANGELES ..... 3 3 7 10 — 23

**RAMS** — Lansford, 25-yard field goal (7 plays, 36 yards). **RAMS** — Lansford, 27-yard field goal (6 plays, 15 yards). **BEARS** — Butler, 39-yard field goal (11 plays, 33 yards). **RAMS** — Ellard, 31-yard pass from Everett (Lansford kick), (5 plays, 66 yards). **RAMS** — Bell, 1-yard run (Lansford kick), (5 plays, 80 yards). **RAMS** — Lansford, 22-yard field goal (14 plays, 62 yards).

Team Statistics	Rams	Bears
First Downs	22	13
Total Net Yards	364	213
Rushes/Net Yards	38/132	27/114
Net Passing	232	99
Passes (Att/Com)	31/17	30/11
Had Intercepted	3	2
Punts/Average	3/37.0	7/38.1
Return Yardage	104	106
Penalties/Yards	2/10	4/31
Fumbles/Lost	0/0	1/1
Sacks/Yards	2/9	2/19
Possession Time	33:35	26:25

**RUSHING**

**BEARS** — Anderson 14-48; Harbaugh 6-32; Sanders 5-21; McKinnon 1-12; Suhey 1-1.

**RAMS** — Bell 28-92; White 3-26; McGee 5-10; Everett 2-4.

**RECEIVING**

**BEARS** — McKinnon 2-36; Muster 4-35; Thornton 2-19; Anderson 2-17; Sanders 1-1.

**RAMS** — Ellard 6-132; Holohan 6-69; McGee 1-16; Cox 1-10; Brown 1-10; Delpino 1-8; Johnson 1-6.

**PASSING**

**BEARS** — Harbaugh 11-30-108, 2 Int.

**RAMS** — Everett 17-31-251, 1 TD, 3 Int.

**INTERCEPTIONS**

**BEARS** — Duerson 1-18; Morrissey 1-13; Jackson 1-0.

**RAMS** — Newman 1-27; Johnson 1-0.

**SACKS**

**BEARS** — Hampton 1; McMichael 1.

**RAMS** — Strickland 1; Wilcher ½; Jeter ½.

## GAME 15

### Bears 13, Detroit 12

Soldier Field 55,010

December 11, 1988

DETROIT	0	3	3	6	— 12
CHICAGO	0	3	7	3	— 13

**BEARS** — Butler, 35-yard field goal, (8 plays, 27 yards). **LIONS** — Murray, 25-yard field goal (12 plays, 69 yards). **LIONS** — Murray, 44-yard field goal (7 plays, 47 yards). **BEARS** — Harbaugh, 4-yard run (Butler kick), (12 plays, 74 yards). **LIONS** — James, 1-yard run (Murray miss), (11 plays, 80 yards). **BEARS** — Butler, 32-yard field goal (14 plays, 55 yards).

Team Statistics	Lions	Bears
First Downs	14	14
Total Net Yards	310	250
Rushes/Net Yards	30/115	32/82
Net Passing	195	168
Passes (Att/Com)	28/13	26/18
Had Intercepted	0	0
Punts/Average	5/35.0	7/34.7
Return Yardage	109	76
Penalties/Yards	4/25	3/20
Fumbles/Lost	3/2	2/1
Sacks/Yards	1/6	0/0
Possession Time	27:08	32:52

#### RUSHING

**BEARS** — Harbaugh 7-36; Anderson 11-23; Sanders 8-13; Suhey 6-10.

**LIONS** — Paige 6-49; James 14-39; Jones 7-26; Painter 1-1; Hilger 2-0.

#### RECEIVING

**BEARS** — McKinnon 4-61; Davis 2-28; Boso 3-25; Suhey 3-22; Thornton 2-16; Gentry 1-14; Anderson 2-5; Sanders 1-3.

**LIONS** — Starring 3-69; Chadwick 3-63; Mandley 4-46; Carter 1-9; James 1-6; Jones 1-2.

#### PASSING

**BEARS** — Harbaugh 18-26-174.

**LIONS** — Hilger 13-28-195.

#### INTERCEPTIONS

**BEARS** — None.

**LIONS** — None.

#### SACKS

**BEARS** — None.

**LIONS** — Saleaumua 1.

## GAME 16

### Minnesota 28, Bears 27

Metrodome 62,067

December 19, 1988

CHICAGO	0	3	14	10	— 27
MINNESOTA	7	14	0	7	— 28

**VIKINGS** — Jordan, 3-yard pass from Wilson (Nelson kick), (2 plays, 3 yards). **VIKINGS** — Anderson 1-yard run (Nelson kick), (11 plays, 88 yards). **VIKINGS** — Anderson, 18-yard pass from Wilson (Nelson kick), (1 play, 18 yards). **BEARS** — Butler, 20-yard field goal, (11 plays, 62 yards). **BEARS** — McKinnon, 76-yard pass from Tomczak (Butler kick), (3 plays, 89 yards). **BEARS** — Anderson, 51-yard run (Butler kick), (5 plays, 81 yards). **BEARS** — Butler, 45-yard field goal, (10 plays, 54 yards). **VIKINGS** — Ashley, 94-yard interception return (Nelson kick). **BEARS** — Gentry, 1-yard pass from Tomczak (Butler kick), (5 plays, 55 yards).

Team Statistics	Vikings	Bears
First Downs	17	21
Total Net Yards	218	465
Rushes/Net Yards	21/62	38/185
Net Passing	156	280
Passes (Att/Com)	35/16	32/16
Had Intercepted	2	1
Punts/Average	8/39.0	7/47.4
Return Yardage	302	108
Penalties/Yards	8/60	8/70
Fumbles/Lost	0/0	3/2
Sacks/Yards	1/5	4/21
Possession Time	24:40	35:20

#### RUSHING

**BEARS** — Anderson 22-122; Muster 6-38; Suhey 4-15; Sanders 3-10; Tomczak 2-0; Gentry 1-0.

**VIKINGS** — Anderson 5-22; Rice 5-18; Wilson 3-13; Carter 1-8; Nelson 2-3; Harris 1-3; Dozier 1-1; Kramer 3-(-4).

#### RECEIVING

**BEARS** — McKinnon 4-106; Gentry 3-53; Muster 2-43; Morris 3-35; Sanders 1-24; Anderson 1-9; Boso 1-9; Davis 1-6.

**VIKINGS** — Jones 3-54; Carter 4-41; Anderson 2-31; Jordan 3-25; Rice 2-15; Dozier 1-6; Lewis 1-5.

#### PASSING

**BEARS** — Tomczak 16-32-285, 2 TD's, 1 Int.  
**VIKINGS** — Wilson 15-28-164, 2 TD's, 1 Int.  
 Kramer 1-7-13, 1 Int.

#### INTERCEPTIONS

**BEARS** — Jackson 1-0; Morrissey 1-0.

**VIKINGS** — Ashley 1-94.

#### SACKS

**BEARS** — Rivera 1; Johnson 1; Smith 1; Hampton 1.

**VIKINGS** — Millard 1.

## DIVISIONAL PLAYOFF

### Bears 20, Philadelphia 12

Soldier Field 65,534

December 31, 1988

PHILADELPHIA	3	6	3	0	— 12
CHICAGO	7	10	0	3	— 20

**BEARS** — McKinnon, 64-yard pass from Tomczak (Butler kick), (3 plays, 67 yards). **EAGLES** — Zendejas, 42-yard field goal (6 plays, 6 yards). **EAGLES** — Zendejas, 29-yard field goal (4 plays, 3 yards). **BEARS** — Anderson, 4-yard run (Butler kick), (5 plays, 44 yards). **BEARS** — Butler, 46-yard field goal (5 plays, 66 yards). **EAGLES** — Zendejas, 30-yard field goal (6 plays, 69 yards). **EAGLES** — Zendejas, 35-yard field goal (4 plays, 0 yards). **BEARS** — Butler, 27-yard field goal (10 plays, 70 yards).

Team Statistics	Eagles	Bears
First Downs	22	14
Total Net Yards	430	341
Rushes/Net Yards	16/52	33/164
Net Passing	378	177
Passes (Att/Com)	55/27	23/12
Had Intercepted	3	3
Punts/Average	4/32.5	2/43.0
Return Yardage	128	184
Penalties/Yards	7/60	1/5
Fumbles/Lost	0/0	1/1
Sacks/Yards	4/29	1/8
Possession Time	32:44	27:16

#### RUSHING

**BEARS** — Sanders 8-94; Anderson 14-54; Muster 6-12; Gentry 1-6; Suhey 1-0; Tomczak 1-0; McMahon 2-(-2). **EAGLES** — Byars 7-34; Cunningham 3-12; Toney 5-3; Haddix 1-3.

#### RECEIVING

**BEARS** — McKinnon 4-108; Morris 1-27; Boso 2-16; Davis 1-11; Gentry 2-9; Sanders 1-8; Anderson 1-6. **EAGLES** — Jackson 7-142; Byars 9-103; Quick 5-82; Johnson 1-31; Haddix 2-23; Carter 1-17; Toney 2-9.

#### PASSING

**BEARS** — Tomczak 10-20-172, 1 TD, 3 Int.; McMahon 2-3-13. **EAGLES** — Cunningham 27-54-407, 3 Int.; Carter 0-1-0.

#### INTERCEPTIONS

**BEARS** — Jackson 1-51; Douglass 1-47; Pruitt 1-0. **EAGLES** — Hoage 1-12; Joyner 1-8; Bell 1-4.

#### SACKS

**BEARS** — Rivera 1; Harris 1; Smith 1; Hampton 1. **EAGLES** — White 1.

## NFC CHAMPIONSHIP GAME

### San Francisco 28, Bears 3

Soldier Field 64,830

January 8, 1989

SAN FRANCISCO	7	7	7	7	— 28
CHICAGO	0	3	0	0	— 3

**49ERS** — Rice, 61-yard pass from Montana (Cofer kick), (3 plays, 62 yards). **49ERS** — Rice, 27-yard pass from Montana (Cofer kick), (7 plays, 64 yards). **BEARS** — Butler, 25-yard field goal (9 plays, 46 yards). **49ERS** — Frank, 5-yard pass from Montana (Cofer kick), (13 plays, 78 yards). **49ERS** — Rathman, 4-yard run (Cofer kick), (12 plays, 70 yards).

Team Statistics	49ers	Bears
First Downs	21	15
Total Net Yards	406	267
Rushes/Net Yards	37/138	25/91
Net Passing	268	176
Passes (Att/Com)	27/17	41/20
Had Intercepted	0	1
Punts/Average	6/34.5	7/31.4
Return Yardage	60	90
Penalties/Yards	0/0	3/35
Fumbles/Lost	1/1	2/1
Sacks/Yards	2/20	0/0
Possession Time	31:03	28:57

#### RUSHING

**BEARS** — Anderson 14-59; Sanders 7-22; McMahon 1-9; Suhey 1-3; Muster 1-2; McKinnon 1-(-4). **49ERS** — Craig 18-68; Rathman 10-36; Montana 3-12; Sydney 2-12; Flagler 3-7; Rice 1-3.

#### RECEIVING

**BEARS** — Thornton 4-52; McKinnon 4-32; Anderson 5-31; Morris 2-25; Sanders 1-12; Muster 1-9; Suhey 2-8; Gentry 1-7. **49ERS** — Rice 5-133; Rathman 5-51; Taylor 3-51; Craig 2-33; Frank 2-20.

#### PASSING

**BEARS** — McMahon 14-29-121, 1 Int.; Tomczak 6-12-55. **49ERS** — Montana 17-27-288, 3 TD's.

#### INTERCEPTIONS

**BEARS** — None.

**49ERS** — Fuller 1-0.

#### SACKS

**BEARS** — McMichael 1; Harris 1.

**49ERS** — None.



## PRE-SEASON RESULTS

1988 — 1-3			Bears	Opp.	1981 — 2-2			Bears	Opp.
A 6 Miami Dolphins	(S)	20	17	A 8 New York Giants	(S)	7	23		
A 14 Minnesota Vikings	(SW)	21	28	A 15 Kansas City Chiefs	(KC)	0	13		
A 22 Dallas Cowboys	(DA)	9	17	A 22 Cincinnati Bengals	(S)	24	21		
A 26 Los Angeles Raiders	(S)	22	37	A 29 St. Louis Cardinals	(SL)	31	27		
1987 — 3-1			Bears	Opp.	1980 — 1-3			Bears	Opp.
A 16 Miami Dolphins	(M)	10	3	A 10 New York Jets	(NJ)	21	9		
A 22 Pittsburgh Steelers	(S)	50	14	A 16 Cincinnati Bengals	(CI)	3	21		
A 31 St. Louis Cardinals	(S)	16	20	A 23 Cleveland Browns	(S)	31	33		
S 5 Los Angeles Raiders	(LA)	20	17	A 30 St. Louis Cardinals	(S)	13	21		
1986 — 4-1			Bears	Opp.	1979 — 3-1			Bears	Opp.
A 3 Dallas Cowboys	(LON)	17	6	A 4 New York Jets	(S)	27	14		
A 9 Pittsburgh Steelers	(P)	33	13	A 11 New Orleans Saints	(NO)	13	6		
A 16 Indianapolis Colts	(S)	38	21	A 18 Cincinnati Bengals	(S)	17	13		
A 23 St. Louis Cardinals	(S)	7	14	A 25 St. Louis Cardinals	(SL)	7	10		
A 30 Buffalo Bills	(ND)	31	17						
1985 — 1-3			Bears	Opp.	1978 — 0-4			Bears	Opp.
A 9 St. Louis Cardinals	(SL)	3	10	A 5 Oakland Raiders	(S)	13	14		
A 17 Indianapolis Colts	(S)	13	24	A 12 St. Louis Cardinals	(S)	14	26		
A 26 Dallas Cowboys	(DA)	13	15	A 19 Cincinnati Bengals	(CI)	3	27		
A 31 Buffalo Bills	(S)	45	14	A 24 Seattle Seahawks	(SE)	7	16		
1984 — 1-3			Bears	Opp.	1977 — 3-4			Bears	Opp.
A 4 St. Louis Cardinals	(S)	10	19	J 30 New York Jets	(C)	20	6		
A 11 Green Bay Packers	(ML)	10	17	A 7 New Orleans Saints	(S)	14	20		
A 18 Cincinnati Bengals	(S)	17	25	A 13 Oakland Raiders	(O)	20	13		
A 26 Buffalo Bills	(IN)	38	7	A 20 Houston Oilers	(H)	14	10		
				A 25 Cleveland Browns	(CL)	7	14		
				S 2 St. Louis Cardinals	(SL)	14	23		
				S 10 Cincinnati Bengals	(S)	6	24		
1983 — 3-1			Bears	Opp.	1976 — 5-1			Bears	Opp.
A 6 Buffalo Bills	(S)	27	17	J 31 Denver Broncos	(DN)	15	14		
A 13 St. Louis Cardinals	(SL)	24	27	A 7 Seattle Seahawks	(SP)	27	16		
A 20 Los Angeles Raiders	(LA)	27	21	A 14 Baltimore Colts	(S)	25	14		
A 27 Kansas City Chiefs	(S)	20	17	A 21 St. Louis Cardinals	(S)	14	20		
				A 28 Tampa Bay Buccaneers	(TB)	10	7		
				S 3 Washington Redskins	(WA)	9	7		
1982 — 1-3			Bears	Opp.	1975 — 2-4			Bears	Opp.
A 16 San Diego Chargers	(SD)	27	28	A 9 San Diego Chargers	(SD)	22	0		
A 21 Buffalo Bills	(BF)	21	14	A 16 Green Bay Packers	(ML)	9	13		
A 28 St. Louis Cardinals	(S)	3	10	A 23 St. Louis Cardinals	(CN)	14	13		
S 4 Baltimore Colts	(S)	17	26	A 30 Denver Broncos	(S)	0	13		
				S 6 Miami Dolphins	(MI)	10	21		
				S 13 Houston Oilers	(S)	13	24		


FOR STADIUM CODES SEE PAGE 186

## WHAT TO LOOK FOR IN 1989

1. Bears attempting to win their 6th consecutive NFC Central Division Title.
2. Bears seeking their 6th consecutive opening day victory. Chicago has won its last 5 openers and is tied with the New England Patriots for the longest current streak in the NFL.
3. Bears continuing their winning ways in the month of September where they are 13-1 over the past four seasons.
4. Bears continuing their success against NFC Central Division opponents where they hold a 35-4 record since 1984. The Bears currently have an 8 game winning streak vs. Green Bay, 9 vs. Detroit, and 12 vs. Tampa Bay.
5. Bears attempting to lead the NFL in fewest points allowed for the 4th time in the last five years ('85, '86, '88).
6. Bears attempting to improve their regular season home record of 34-6 over the past 5 seasons, which is the best in the NFL. Their overall record of 62-17 since 1984 is also tops in the NFL.
7. Bears improving on their record of 63-6 when leading after 3 quarters during Mike Ditka's tenure as head coach.
8. Bears continuing their success at Soldier Field against AFC opponents in meetings with Cincinnati and Houston. Chicago has won 13 of its last 14 meetings vs. AFC teams at home.
9. Bears continuing their winning ways in domed stadiums where they have won 10 of their last 12 games. The Bears face Detroit and Minnesota indoors this season.
10. Bears attempting to extend their streak of 64 consecutive victories when holding their opponents to 17 points or less.
11. Bears defense continuing its success in holding opposing running backs under 100 yards. Chicago's defense has allowed only 1 runner to reach this plateau in the last 38 regular season games. (John Stephens, New England, 10/30/88).
12. Bears defense attempting to lead the NFL for the 5th consecutive season in fewest rushing touchdowns allowed. The defense has given up only 20 rushing touchdowns over the past 4 seasons.
13. Bears improving on their record of 18-1 when Dennis McKinnon catches a touchdown pass.
14. Bears concluding their regular season with a victory. Chicago has won 10 of its last 12 season finales.
15. Mike Singletary earning All-Pro honors for the 7th consecutive season. Singletary's 6 Pro Bowl appearances rank 2nd in Bear annals behind Walter Payton (9).
16. Neal Anderson trying to become only the second player in Bear history to record back to back 1,000 yard rushing seasons. Of the five Bears who have rushed for 1,000, only Walter Payton has accomplished this feat.
17. Jim McMahon setting a club record for most completions in a career. McMahon's 874 completions rank second only to Sid Luckman. He needs 31 completions to achieve this milestone.
18. Kevin Butler becoming only the 2nd player in Bear history to kick 100 field goals. He needs 7 field goals to reach this plateau.
19. Butler extending his streak of successful field goals. He finished the 1988 regular season by converting his last 10 attempts.
20. Richard Dent leading the team in sacks for the 5th time in the last 6 seasons.
21. Steve McMichael extending his streak of 85 consecutive starts, longest current streak on the squad.



## HISTORY



**GEORGE S. NALLAS**  
1895-1963

...pure and simple, he loved this game. He came to it with a simple design, without notion of the fame and wealth it would lead him to, and even when those gifts became reality, the attraction remained the same: always the game. He loved this game...

...a game that was as uncluttered and uncompromising as he was. Its requirements were courage, endurance, self-discipline and a passionate competitiveness. As a young man and all through his life these were his prerequisites, too...

...football, purged of all the adornments, is a very simple game. It is played by men who stand toe-to-toe, look one another in the eye and say, "All right, now let's see which of us is the better man." That concept drew him to the game...

...his "real" monument is the fierce, joyous love he had for the game. And that love was always there. All of the achievements... did not matter as much to him as his love for the game and the joy of something...



## RECORDS SET IN 1988

### INDIVIDUAL

Safeties, career  
 Steve McMichael, 3, 1981-88  
 Steve McMichael, 2, 1981-87

Field goal percentage, career  
 Kevin Butler, 73.8, 1985-88  
 Kevin Butler, 72.9, 1985-87

Pass completion percentage, career  
 Jim McMahon, 57.8, 1982-88  
 Jim McMahon, 57.5, 1982-87

Kickoff returns, career  
 Dennis Gentry, 117, 1982-88  
 Cecil Turner, 108, 1968-73

Lowest percentage intercepted, career  
 Jim McMahon, 3.70, 1982-88  
 Jim McMahon, 3.71, 1982-87

### TEAM

Fewest fumbles recovered, season  
 9 (1988)                      11 (1987)

Most passing first downs allowed, season  
 158 (1988)                      158 (1987) tie

Fewest rush attempts by opp., game  
 10, Mia. 9/4                      12 Det. (11/22/87)  
 Buf. 10/25

Most passes attempts by opp., game  
 57, @ Det. 10/9                      55 Minn. (9/19/85)

Most passes attempts by opp., season  
 545 (1988)                      525 (1981)

Lowest percentage intercepted, season  
 3.25 (1988)                      3.32 (1965)

## BEARS IN NFC/NFL RANKINGS

	NFC	NFL
Touchdowns — Neal Anderson, 12	2t	7t
Kick Scoring — Kevin Butler, 82 points	7t	16t
Rushing — Neal Anderson, 1106 yards	4	7
Total Yards — Neal Anderson, 1477 yards	4	6
Punting — Bryan Wagner, 41.5 avg.	2	8
Kick Returns — Dennis Gentry, 21.4 avg.	4t	12t
Interceptions — Vestee Jackson, 8	2t	2t
Sacks — Steve McMichael, 11.5	7t	7t

	Offense	NFC	NFL
Total Yards/game	322.3	8	11
Rush Yards/game	144.9	2	3
Pass Yards/game	187.4	12	20
Points/game	19.5	8t	18t

	Defense	NFC	NFL
Total Yards/game	272.5	2	2
Rush Yards/game	82.9	1	1
Pass Yards/game	189.6	4	9
Points/game	13.4	1	1

# SOLDIER FIELD RECORDS

(Since Bears moved there in 1971)

## LONGEST RUN FROM SCRIMMAGE

Bears — 80 Neal Anderson vs. Packers, 11/27/88

Opp. — 67 Sherman Smith, Seattle 11/5/78

## LONGEST FORWARD PASS

Bears — 89 Vince Evans to Rickey Watts vs. Vikings 9/21/80

Opp. — 90 Tony Eason to Craig James, New England 9/15/85

## LONGEST PUNT

Bears — 87 Dave Finzer vs. Saints 10/7/84

Opp. — 75 Rich Camarillo, New England 9/15/85

## LONGEST PUNT RETURN

Bears — 94 Dennis McKinnon vs. Giants 9/14/87

Opp. — 77 Lee Nelson, St. Louis 12/16/79

## LONGEST KICKOFF RETURN

Bears — 99 Willie Gault vs. Redskins 9/29/85

Opp. — 97 Del Rodgers, Green Bay 12/9/84

## LONGEST INTERCEPTION RETURN

Bears — 92 Todd Bell vs. Lions 11/22/81

Opp. — 99 Rick Sanford, New England 12/4/82

## LONGEST FIELD GOAL

Bears — 52 Bob Thomas vs. Lions 11/18/84

Kevin Butler vs. Packers 11/29/87

Opp. — 52 Fred Cox, Minnesota 10/27/75

## THE LAST TIME

### Punt Returned for TD —

By Bears — Dennis McKinnon at Tampa Bay, 10/25/87, 65 yards

By Opp. — Dana McLemore, San Francisco, 12/14/87, 83 yards

### Punt Blocked for TD —

By Bears — Egypt Allen at Philadelphia, 10/4/87; Anthony Mosley returned 9 yards for TD

By Opp. — Eric Howard, New York Giants, blocked punt; Tom Flynn recovered in endzone, 9/14/87

### Opponents' Fumble Returned for TD —

By Bears — Wilber Marshall vs. Lions 10/26/86, 12 yards

By Opp. — Chris Martin, Vikings, 9/18/88, recovered in endzone

### Intercepted Pass Returned for TD —

By Bears — Shaun Gayle vs. Lions, 11/22/87, 20 yards

By Opp. — Walker Lee Ashley, Vikings, 12/19/88, 94 yards

### Kickoff Returned for TD —

By Bears — Dennis Gentry vs. Chiefs 11/1/87, 88 yards

By Opp. — Del Rodgers, Green Bay, 12/9/84, 97 yards

### Shut Out —

By Bears — vs. Packers 11/27/88, 16-0

By Opp. — at San Francisco, 12/14/87, 41-0

### Field Goal Blocked for TD —

By Bears — Virgil Livers vs. Raiders, 10/1/78, blocked field goal; Mike Spivey returned 71 yards for TD.

# INDIVIDUAL RECORDS

## SERVICE

### Seasons, Active Player

- 14 Bill George, 1952-65  
Doug Buffone, 1966-79
- 13 George Trafton, 1920-32  
Clyde (Bulldog) Turner, 1940-52  
Jim Osborne, 1972-84  
Walter Payton, 1975-87

### Consecutive Seasons, Active Player

same as above

### Games, Lifetime

- 190 Walter Payton, 1975-87
- 186 Doug Buffone, 1966-79  
Bob Parsons, 1972-83
- 185 Jim Osborne, 1972-84

### Consecutive Games, Lifetime

- 186 Walter Payton, 1975-87
- 179 Mike Hartenstine, 1975-86
- 167 Bob Parsons, 1972-83

### Seasons, Head Coach

- 40 George Halas, 1920-29, 33-42,  
46-55, 58-67
- 7 Mike Ditka, 1982-88
- 4 Hunk Anderson/Luke Johnsos  
(co-coaches), 1942-45  
Jim Dooley, 1968-71  
Neill Armstrong, 1978-81

## SCORING

### Points, Lifetime

- 750 Walter Payton, 1975-87 (125-td's)
- 629 Bob Thomas, 1975-84 (245-xp, 128-fg)
- 541 George Blanda, 1949-58 (5-td, 247-xp, 88-fg)

### Points, Season

- 144 Kevin Butler, 1985 (51-xp, 31-fg)
- 132 Gale Sayers, 1965 (22-td)
- 120 Kevin Butler, 1986 (36-xp, 28-fg)

### Points, Game

- 36 Gale Sayers, 12/12/65
- 24 7 Players Tied

### Consecutive Games, 1+ Points

- 83 George Blanda, 10/28/51-11/9/58
- 55 Bob Thomas, 12/2/79-12/16/84
- 41 Kevin Butler, 9/8/85-12/6/87

## Touchdowns

### Touchdowns, Lifetime

- 125 Walter Payton, 1975-87 (110-rush, 15-rec)
- 59 Rick Casares, 1955-64 (49-rush, 10-rec)
- 56 Gale Sayers, 1965-71 (39-rush, 9-rec,  
8-ret)

### Touchdowns, Season

- 22 Gale Sayers, 1965 (14-rush, 6-rec, 2-ret)
- 16 Walter Payton, 1977 (14-rush, 2-rec)  
Walter Payton, 1979 (14-rush, 2-rec)
- 14 Rick Casares, 1956 (12-rush, 2-rec)

### Touchdowns, Game

- 6 Gale Sayers, 12/12/65 (4-rush, 1-rec,  
1-ret)
- 4 7 Players Tied

### Consecutive Games, 1+ Touchdowns

- 8 Rick Casares, 11/1/59-9/25/60
- 7 Ken Kavanaugh, 11/2/47-12/14/47  
Willie Galimore, 9/28/58-11/9/58  
Gale Sayers, 10/26/69-12/6/69  
Walter Payton, 10/3/76-11/14/76

## Extra Points

### Extra Points, Lifetime

- 247 George Blanda, 1949-58
- 245 Bob Thomas, 1975-84
- 159 Mac Percival, 1967-73

### Extra Points, Season

- 52 Roger Leclerc, 1965
- 51 Kevin Butler, 1985
- 45 George Blanda, 1956

### Extra Points, Game

- 8 Bob Snyder, 11/14/43
- 7 10 Players Tied

### Extra Points Attempted, Lifetime

- 268 Bob Thomas, 1975-84
- 250 George Blanda, 1949-58
- 162 Mac Percival, 1967-73

### Extra Points Attempted, Season

- 52 Ray (Scooter) McLean, 1947  
Roger Leclerc, 1965
- 51 Kevin Butler, 1985
- 47 George Blanda, 1956

### Extra Points Attempted, Game

- 9 Bob Thomas, 12/7/80
- 8 Bob Snyder, 11/14/43  
George Blanda, 10/21/56  
Roger Leclerc, 11/25/62

### Consecutive Extra Points, Lifetime

- 156 George Blanda, 10/28/51-10/21/56
- 143 Mac Percival, 11/19/67-11/4/73

**Extra Points (no misses), Season**

- 52 Roger Leclerc, 1965
- 51 Kevin Butler, 1985
- 37 George Blanda, 1955

**Extra Points (no misses), Game**

- 8 Bob Snyder, 11/14/43
- 7 8 Players Tied

**Field Goals****Field Goals, Lifetime**

- 128 Bob Thomas, 1975-84
- 99 Mac Percival, 1967-73
- 93 Kevin Butler, 1985-88

**Field Goals, Season**

- 31 Kevin Butler, 1985
- 28 Kevin Butler, 1986
- 25 Mac Percival, 1968

**Field Goals, Game**

- 5 Roger Leclerc, 12/3/61  
Mac Percival, 10/20/68
- 4 7 times, last time  
Kevin Butler, 11/8/86

**Field Goals Attempted, Lifetime**

- 205 Bob Thomas, 1975-84
- 201 George Blanda, 1949-58
- 182 Mac Percival, 1967-73

**Field Goals Attempted, Season**

- 41 Kevin Butler, 1986
- 38 Kevin Butler, 1985
- 36 Mac Percival, 1968

**Field Goals Attempted, Game**

- 7 Roger Leclerc, 11/17/63
- 6 George Blanda, 11/3/57  
Kevin Butler, 9/19/85, 9/14/86, 11/8/87

**Consecutive Field Goals, Lifetime**

- 18 Kevin Butler, 9/14/86-11/16/86
- 14 Kevin Butler, 11/8/87-12/6/87
- 13 Kevin Butler, 11/10/85-12/22/85

**Consecutive Games, 1+ Field Goals**

- 13 Kevin Butler, 11/10/85-10/12/86
- 12 George Blanda, 11/11/56-11/3/57
- 10 George Blanda, 11/14/54-11/20/55  
Mac Percival, 10/13/68-12/15/68

**Longest Field Goal**

- 55 Bob Thomas, 11/23/75
- 53 Bob Thomas, 10/28/84
- 52 Lee Artoe, 10/27/40  
Bob Thomas, 11/11/84, 11/18/84  
Kevin Butler, 9/22/86, 11/8/87, 11/29/87

**Percentage, Lifetime (25 +)**

- 73.8 Kevin Butler, 1985-88, 93 of 126
- 62.4 Bob Thomas, 1975-84, 128 of 205
- 54.4 Mac Percival, 1967-73, 99 of 182

**Percentage, Season (10 +)**

- 81.6 Kevin Butler, 1985, 31 of 38
- 78.9 Kevin Butler, 1988, 15 of 19
- 78.5 Bob Thomas, 1984, 22 of 28

**Field Goals (no misses), Game**

- 5 Roger Leclerc, 12/3/61  
Mac Percival, 10/20/68
- 4 4 times, last time:  
Kevin Butler, 12/14/85

**Safeties****Safeties, Lifetime**

- 3 Steve McMichael, 1981-1988

**RUSHING****Attempts****Attempts, Lifetime**

- 3,838 Walter Payton, 1975-87
- 1,386 Rick Casares, 1955-67
- 991 Gale Sayers, 1965-71

**Attempts, Season**

- 381 Walter Payton, 1984
- 369 Walter Payton, 1979
- 339 Walter Payton, 1977  
Walter Payton, 1981

**Attempts, Game**

- 40 Walter Payton, 11/20/77
- 38 Walter Payton, 11/26/81
- 36 Walter Payton, 11/7/76  
Walter Payton, 10/25/81

**Yardage****Yards Gained, Lifetime**

- 16,726 Walter Payton, 1975-87
- 5,657 Rick Casares, 1955-64
- 4,956 Gale Sayers, 1965-71

**Seasons, (1,000 +)**

- 10 Walter Payton, 1976-81; 83-86
- 2 Gale Sayers, 1966, 69
- 1 Beattie Feathers, 1934  
Rick Casares, 1956  
Neal Anderson, 1988

**Yards Gained, Season**

- 1,852 Walter Payton, 1977
- 1,684 Walter Payton, 1974
- 1,610 Walter Payton, 1979

**Yards Gained, Game**

- 275 Walter Payton, 11/20/77
- 205 Walter Payton, 10/30/77  
Gale Sayers, 11/3/68
- 197 Gale Sayers, 12/18/66

**Games, (100 +) Lifetime**

- 77 Walter Payton, 1975-87  
 20 Gale Sayers, 1965-71  
 13 Rick Casares, 1955-64

**Consecutive Games, (100 +)**

- 9 Walter Payton, 10/13/85-12/8/85  
 6 Walter Payton, 9/9/84-10/14/84  
 5 Walter Payton, 11/13/77-12/11/77

**Games, (100 +) Season**

- 10 Walter Payton, 1977, 1985  
 9 Walter Payton, 1979, 1984  
 8 Walter Payton, 1980

**Longest Run From Scrimmage**

- 86 Bill Osmanski, (TD) 10/15/39  
 85 Pete Stinchcomb, (TD) 11/20/21  
 82 Beattie Feathers, (TD) 10/10/34

**Consecutive Seasons, (1,000 +)**

- 6 Walter Payton, 1976-81  
 4 Walter Payton, 1983-86

**Games, (200 +) Season**

- 2 Walter Payton, 1977  
 1 Gale Sayers, 1968

**Games, (200 +) Career**

- 2 Walter Payton, 1975-87  
 1 Gale Sayers, 1968

**Average Gain****Average Gain, Lifetime (250 +)**

- 6.6 Bobby Douglass, 1969-75  
 5.8 Beattie Feathers, 1934-37  
 5.0 Gale Sayers, 1965-71

**Average Gain, Season (100 +)**

- 9.9 Beattie Feathers, 1934  
 6.9 Bobby Douglass, 1972  
 6.2 Gale Sayers, 1968

**Average Gain, Game (10 +)**

- 11.8 Joe Maniaci, 10/2/39  
 11.6 Gale Sayers, 12/18/66  
 11.2 Rick Casares, 12/16/56

**Touchdowns****Touchdowns, Lifetime**

- 110 Walter Payton, 1975-87  
 49 Rick Casares, 1955-64  
 39 Gale Sayers, 1965-71

**Touchdowns, Season**

- 14 Gale Sayers, 1965  
 Walter Payton, 1977, 1979  
 13 Walter Payton, 1976  
 12 Rick Casares, 1956  
**Neal Anderson, 1988**

**Touchdowns, Game**

- 4 Rick Casares, 10/28/56  
 Rick Casares, 12/6/59  
 Gale Sayers, 12/12/65  
 Bobby Douglass, 11/4/73  
 3 5 Players Tied

**Consecutive Games, 1 + TDs**

- 7 Gale Sayers, 10/26/69-12/6/69  
 Walter Payton, 10/3/76-11/14/76  
 6 Beattie Feathers, 9/30/34-10/28/34  
 Johnny Lujack, 10/1/50-11/12/50  
 Rick Casares, 11/1/59-12/6/59  
 Gale Sayers, 11/14/65-12/19/65

**PASSING****Rating, Lifetime (400 + passes)**

- 80.4 Jim McMahon, 1982-88**  
 75.0 Sid Luckman, 1939-50  
 73.4 Bill Wade, 1961-66

**Rating, Season (100 +)**

- 107.8 Sid Luckman, 1943  
**97.8 Jim McMahon, 1984**  
 95.5 Sid Luckman, 1941

**Passes****Passes, Lifetime**

- 1,744 Sid Luckman, 1939-50  
**1,513 Jim McMahon, 1982-88**  
 1,407 Bill Wade, 1961-66

**Passes, Season**

- 436 Vince Evans, 1981  
 412 Bill Wade, 1962  
 385 Jack Concannon, 1970

**Passes, Game**

- 57 Bill Wade, 10/25/64  
 52 Johnny Lujack, 10/23/49  
 50 Jack Concannon, 12/20/70

**Completions****Completions, Lifetime**

- 904 Sid Luckman, 1939-50  
**874 Jim McMahon, 1982-88**  
 767 Bill Wade, 1961-66

**Completions, Season**

- 225 Bill Wade, 1962  
 195 Vince Evans, 1981  
 194 Jack Concannon, 1970

**Completions, Game**

- 33 Bill Wade, 10/25/64  
 31 Virgil Carter, 12/6/69  
 29 Johnny Lujack, 10/23/49

**Completions, Consecutive**

- 13 Rudy Bukich, 11/22/64-11/26/64

**Completion Percentage****Completion Percentage, Lifetime (250 + comp.)**

- 57.8 Jim McMahon, 1982-88, 874 of 1,513  
 54.5 Bill Wade, 1961-66, 767 of 1,407  
 54.0 Rudy Bukich, 1958-59, 62-68, 474 of 878

**Completion Percentage, Season (60 +)**

- 61.9 Rudy Bukich, 1964, 99 of 160  
 59.5 Jim McMahon, 1987, 125 of 210  
 59.4 Jim McMahon, 1984, 85 of 143  
 Jim McMahon, 1988, 114 of 192

**Completion Percentage, Games (10 +)**

- 86.7 Bob Williams, 10/12/52, 13 of 15  
 83.3 Gene Ronzani, 10/22/44, 10 of 12  
 Ed Brown, 11/20/55, 15 of 18  
 Bill Wade, 11/8/64, 10 of 12

**Yards Passing****Yards Passing, Lifetime**

- 14,686 Sid Luckman, 1939-50  
 11,203 Jim McMahon, 1982-88  
 9,958 Bill Wade, 1961-66

**Yards Passing, Season**

- 3,172 Bill Wade, 1962  
 2,712 Sid Luckman, 1947  
 2,658 Johnny Lujack, 1949

**Games, 300 + Yards, Lifetime**

- 9 Bill Wade, 1961-66  
 4 George Blanda, 1949-58  
 3 Sid Luckman, 1939-50  
 Johnny Lujack, 1949-51  
 Vince Evans, 1977-82

**Consecutive Games, 300 +**

- 2 Sid Luckman, 10/12/47-10/19/47  
 George Blanda, 10/17/54-10/24/54  
 Bill Wade, 10/14/62-10/21/62  
 Bill Wade, 11/18/62-11/25/62

**Games, 300 + Yards, Season**

- 4 Bill Wade, 1962  
 3 Bill Wade, 1961  
 2 4 Players Tied

**Yards Passing, Game**

- 468 Johnny Lujack, 12/11/49  
 466 Bill Wade, 11/18/62  
 433 Sid Luckman, 11/14/43

**Longest Pass Completion**

- 98 Bill Wade (to John Farrington for TD),  
 10/8/61  
 93 Jack Concannon (to Dick Gordon for TD),  
 11/19/67  
 91 Ed Brown (to Willard Dewveall for TD),  
 10/16/60

**Touchdown Passes****Touchdown Passes, Lifetime**

- 137 Sid Luckman, 1939-50  
 68 Bill Wade, 1961-66  
 67 Jim McMahon, 1982-88

**Touchdown Passes, Season**

- 28 Sid Luckman, 1943  
 24 Sid Luckman, 1947  
 23 Johnny Lujack, 1949

**Touchdown Passes, Game**

- 7 Sid Luckman, 11/14/43  
 6 Johnny Lujack, 12/11/49  
 5 Ray Buivid, 12/5/37

**Consecutive Games, 1+ TD Pass**

- 19 Sid Luckman, 11/22/42-11/26/44  
 14 Sid Luckman, 10/12/47-10/17/48

**Passes Had Intercepted****Passes Had Intercepted, Lifetime**

- 132 Sid Luckman, 1939-50  
 88 Ed Brown, 1954-61  
 70 George Blanda, 1949-58

**Passes Had Intercepted, Season**

- 31 Sid Luckman, 1947  
 24 Bill Wade, 1962  
 George Blanda, 1953  
 22 Johnny Lujack, 1949

**Passes Had Intercepted, Game**

- 7 Edmund (Zeke) Bratkowski, 10/2/60  
 5 7 Players Tied

**Consecutive Passes (none intercepted), Season**

- 134 Jim McMahon, 1984

**Passes (none intercepted), Game**

- 46 Bill Wade, 10/11/64  
 39 Vince Evans, 10/25/81  
 38 Bill Wade, 10/4/64

**Percentage Intercepted****Lowest Percentage, Lifetime**

- (400 + passes)  
 3.70 Jim McMahon, 1982-88 (56 int.;  
 1,513 att.)  
 4.69 Bill Wade, 1961-66 (66 int.; 1,407 att.)  
 5.13 Rudy Bukich, 1958-59, 62-68 (45 int.;  
 878 att.)

**Lowest Percentage, Season (100 +)**

- 1.40 Jim McMahon, 1984 (2 int.; 143 att.)  
 2.88 Rudy Bukich, 1965 (9 int.; 312 att.)  
 3.13 Mike Phipps, 1979 (8 int.; 255 att.)

**Average Gain Per Attempt****Average Gain, Lifetime (400 + passes)**

- 8.42 Sid Luckman, 1939-50  
 8.23 Bernie Masterson, 1934-40  
 7.79 Johnny Lujack, 1948-51

**Average Gain, Season (100 +)**

- 10.86 Sid Luckman, 1943  
 9.924 Sid Luckman, 1941  
 9.923 Ed Brown, 1956

**Average Gain, Game (10 +)**

- 17.1 Charlie O'Rourke, 11/22/42  
 16.9 Sid Luckman, 10/5/41  
 16.7 Gene Ronzani, 10/22/44

**PASS RECEIVING****Pass Receptions, Lifetime**

- 492 Walter Payton, 1975-87  
 356 Johnny Morris, 1958-67  
 316 Mike Ditka, 1961-66

**Pass Receptions, Season**

- 93 Johnny Morris, 1964  
 75 Mike Ditka, 1964  
 71 Dick Gordon, 1970

**Pass Receptions, Game**

- 14 Jim Keane, 10/23/49  
 13 Mike Ditka, 10/25/64

**Consecutive Games, 1 +**

- 49 Mike Ditka, 12/3/61-10/10/65  
 45 Walter Payton, 12/16/84-12/27/87  
 34 Willie Gault, 11/17/85-12/27/87

**Yards Gained****Yards Gained, Lifetime**

- 5,059 Johnny Morris, 1958-67  
 4,616 Harlon Hill, 1954-61  
 4,538 Walter Payton, 1975-87

**Seasons, 1,000 + Yards**

- 2 Harlon Hill, 1954, 56  
 1 Mike Ditka, 1961  
 Johnny Morris, 1964  
 Dick Gordon, 1970

**Yards Gained, Season**

- 1,200 Johnny Morris, 1964  
 1,128 Harlon Hill, 1956  
 1,124 Harlon Hill, 1954

**Games 100 + Yards, Lifetime**

- 19 Harlon Hill, 1954-61  
 15 Johnny Morris, 1958-67  
 14 Mike Ditka, 1961-66

**Consecutive Games, 100 +**

- 3 Harlon Hill, 11/11/56-11/25/56  
 2 8 Players Tied

**Games, 100 + Yards, Season**

- 7 Harlon Hill, 1954  
 6 Harlon Hill, 1956  
 Johnny Morris, 1964

**Yards Gained, Game**

- 214 Harlon Hill, 10/31/54  
 201 Johnny Morris, 11/18/62  
 198 Harlon Hill, 10/21/56

**Longest Pass Reception**

- 98 John Farrington (from Bill Wade for TD),  
 10/8/61  
 93 Dick Gordon (from Jack Concannon for TD),  
 11/19/67  
 91 Willard Dewveall (from Ed Brown for TD),  
 10/16/60

**Average Gain****Average Gain, Lifetime (100 + rec.)**

- 22.4 Ken Kavanaugh, 1940-41, 45-50  
 21.7 Ray (Scooter) McLean, 1940-47  
 20.4 Harlon Hill, 1954-61

**Average Gain, Season (30 +)**

- 25.6 Ken Kavanaugh, 1947  
 25.0 Harlon Hill, 1954  
 21.3 Willie Gault, 1985

**Average Gain, Game (4 +)**

- 44.8 Dick Gordon, 11/19/67  
 37.5 Gene Schroeder, 12/16/51  
 31.6 Dick Gordon, 11/15/70

**Touchdowns****Touchdowns, Lifetime**

- 50 Ken Kavanaugh, 1940-41, 45-50  
 40 Harlon Hill, 1954-61  
 35 Dick Gordon, 1965-71

**Touchdowns, Season**

- 13 Ken Kavanaugh, 1947  
 Dick Gordon, 1970  
 12 Harlon Hill, 1954  
 Mike Ditka, 1961  
 11 Harlon Hill, 1956

**Touchdowns, Game**

- 4 Harlon Hill, 10/31/54  
 Mike Ditka, 10/13/63  
 3 7 Players Tied

**Consecutive Games, 1 + TD**

- 7 Ken Kavanaugh, 11/2/47-12/14/47  
 5 Mike Ditka, 10/22/61-11/19/61  
 Dennis McKinnon, 9/8/85-10/5/85

**INTERCEPTIONS****Interceptions By, Lifetime**

- 38 Gary Fencik, 1976-87  
 37 Richie Petitbon, 1959-68  
 27 Bennie McRae, 1962-70

**Interceptions By, Season**

- 9 Roosevelt Taylor, 1963  
 8 Clyde (Bulldog) Turner, 1942  
 Johnny Lujack, 1948  
 Richie Petitbon, 1963  
 Vestee Jackson, 1988

**Interceptions By, Game**

- 3 Hank Margarita, 11/11/45  
 Johnny Lujack, 9/26/48  
 Richie Petitbon, 9/24/67  
 Curtis Gentry, 11/19/67  
 Ross Brupbacher, 12/12/76

**Consecutive Games, 1 +**

- 4 Clyde (Bulldog) Turner, 9/27/42-10/18/42  
 S.J. Whitman, 12/13/53-10/10/54  
 Ken Gorgal, 10/9/55-10/30/55  
 Erich Barnes, 10/12/58-11/2/58  
 Richie Petitbon, 12/10/61-9/23/62  
 Charlie Ford, 10/28/73-11/18/73  
 Dave Duerson, 9/14/86-10/5/86

## Yards Returned

### Yards Returned, Lifetime

- 643 Richie Petitbon, 1959-68
- 485 Bennie McRae, 1962-70
- 483 Gary Fencik, 1976-87

### Yards Returned, Season

- 212 Richie Petitbon, 1962
- 182 J.C. Caroline, 1956
- 172 Don Kindt, 1953
- Roosevelt Taylor, 1963

### Yards Returned, Game

- 101 Richie Petitbon, 12/9/62
- 96 Clyde (Bulldog) Turner, 10/26/47
- Roosevelt Taylor, 10/20/68
- 92 Todd Bell, 11/22/81

### Longest Interception Return

- 101 Richie Petitbon, (TD) 12/9/62
- 96 Clyde (Bulldog) Turner, (TD) 10/26/47
- Roosevelt Taylor, (TD) 10/20/68
- 92 Todd Bell, (TD) 11/22/81

## Touchdowns

### Touchdowns, Lifetime

- 4 Bennie McRae, 1962-70
- 3 Richie Petitbon, 1959-68
- Roosevelt Taylor, 1961-69

### Touchdowns, Season

- 2 Jerry Weatherly, 1950
- J.C. Caroline, 1956
- Bennie McRae, 1967

### Touchdowns, Game

- 1 By many players. Last:  
Shaun Gayle, 11/22/87

## PUNTING

## Punts

### Punts, Lifetime

- 878 Bob Parsons, 1972-83
- 833 Bobby Joe Green, 1962-73
- 343 Ed Brown, 1954-61

### Punts, Season

- 114 Bob Parsons, 1981
- 99 Bob Parsons, 1976
- 96 Bob Parsons, 1978

### Punts, Game

- 14 Keith Molesworth, 12/10/33
- 11 Ed Brown, 11/29/59
- Bobby Joe Green, 12/2/73
- Bob Parsons, 12/12/76, 11/22/81
- Dave Finzer, 12/3/84

## Yards Punting

### Yards Punting, Lifetime

- 35,057 Bobby Joe Green, 1962-73
- 34,180 Bob Parsons, 1972-83
- 13,912 Ed Brown, 1954-61

### Yards Punting, Season

- 4,531 Bob Parsons, 1981
- 3,726 Bob Parsons, 1976
- 3,625 Bob Parsons, 1975

### Yards Punting, Game

- 517 Keith Molesworth, 12/10/33
- 476 Bob Parsons, 11/6/77
- 471 George Gulyanics, 11/14/48

### Longest Punt

- 94 Joe Lintzenich, 11/16/31
- 87 Dave Finzer, 10/7/84
- 81 Bob Parsons, 12/4/82

## Average

### Average, Lifetime (75 + punts)

- 44.5 George Gulyanics, 1947-52
- 42.1 Bobby Joe Green, 1962-73
- 41.9 Fred (Curley) Morrison, 1950-53

### Average, Season (30 + punts)

- 46.5 Bobby Joe Green, 1963
- 44.5 Bobby Joe Green, 1964
- 44.2 George Gulyanics, 1948

### Average, Game (4 + punts)

- 57.3 Fred (Curley) Morrison, 11/16/52
- 54.6 Maury Buford, 10/21/85
- 54.0 Maury Buford, 10/6/85

## Punts Had Blocked

### Punts Had Blocked, Lifetime

- 5 Ed Brown, 1954-61
- Bob Parsons, 1972-83
- 4 Fred (Curley) Morrison, 1950-53

### Punts Had Blocked, Season

- 2 Fred (Curley) Morrison, 1953
- Ed Brown, 1960
- Jon Kilgore, 1968
- Bob Parsons, 1977
- Ray Stachowicz, 1983
- Dave Finzer, 1984

### Punts Had Blocked, Game

- 2 Jon Kilgore, 12/8/68
- Ray Stachowicz, 12/11/83
- 1 By many players. Last:  
Kevin Brown, 10/18/87

## PUNT RETURNS

### Punt Returns, Lifetime

- 123 Jeff Fisher, 1981-84
- 117 Dennis McKinnon, 1983-85, 87-88
- 112 George McAfee, 1940-41, 45-50

### Punt Returns, Season

- 58 Jeff Fisher, 1984
- 57 Lew Barnes, 1986
- 43 Jeff Fisher, 1981

### Punt Returns, Game

- 8 Jeff Fisher, 12/16/84
- 7 George McAfee, 10/15/50
- Ron Smith, 10/15/72
- Steve Schubert, 12/4/77
- Dennis McKinnon, 12/4/83
- 6 8 Players Tied

### Fair Catches

#### Fair Catches, Lifetime

- 47 Steve Schubert, 1975-79
- 40 Jeff Fisher, 1981-84
- 32 Gale Sayers, 1965-71

#### Fair Catches, Season

- 21 Steve Schubert, 1978
- 20 Jeff Fisher, 1981
- 17 Cecil Turner, 1968

#### Fair Catches, Game

- 4 Cecil Turner, 10/28/68
- Steve Schubert, 10/8/78
- Steve Schubert, 12/10/78
- 3 7 Players Tied

### Yards Returned

#### Yards Returned, Lifetime

- 1,431 George McAfee, 1940-41, 45-50
- 1,137 Jeff Fisher, 1981-84
- 1,104 Dennis McKinnon, 1983-85, 87-88

#### Yards Returned, Season

- 509 Jeff Fisher, 1981
- 492 Jeff Fisher, 1984
- 482 Lew Barnes, 1986

#### Yards Returned, Game

- 134 Gale Sayers, 12/12/65
- Dennis McKinnon, 9/14/87
- 108 George McAfee, 10/10/48
- 103 Jeff Fisher, 12/16/84

#### Longest Punt Return

- 94 Dennis McKinnon (TD), 9/14/87
- 89 Ray (Scooter) McLean, (TD) 10/11/42
- 88 Jeff Fisher, (TD) 9/20/81

### Average Return

#### Average Return, Lifetime (25 +)

- 14.8 Ray (Scooter) McLean, 1940-47
- 14.5 Gale Sayers, 1965-71
- 12.8 George McAfee, 1940-41, 45-50

#### Average Return, Season (1 + Per Game)

- 15.8 Harry Clark, 1943
- 14.9 Gale Sayers, 1965
- 14.5 George McAfee, 1947

#### Highest Average Return, Game (3 +)

- 36.0 George McAfee, 10/10/48
- 34.0 Ray (Scooter) McLean, 10/11/42
- 26.8 Gale Sayers, 12/12/65
- Dennis McKinnon, 9/14/87

### Touchdowns

#### Touchdowns, Lifetime

- 3 Ray (Scooter) McLean, 1940-47
- Steve Schubert, 1975-79
- Dennis McKinnon, 1983-85, 87-88

- 2 George McAfee, 1940-41, 45-50
- Gale Sayers, 1965-71
- Steve Schubert, 1975-78

#### Touchdowns, Season

- 2 Dennis McKinnon, 1987

#### Touchdowns, Game

- 1 By many players. Last:
- Dennis McKinnon, 10/25/87

## KICKOFF RETURNS

### Kickoff Returns, Lifetime

- 117 Dennis Gentry, 1982-88
- 108 Cecil Turner, 1968-73
- 91 Gale Sayers, 1965-71

### Kickoff Returns, Season

- 31 Cecil Turner, 1971
- 30 Ron Smith, 1972
- 29 Brian Baschnagel, 1976

### Kickoff Returns, Game

- 8 Brian Baschnagel, 11/6/77
- 6 Six players tied.

### Yards Returned

#### Yards Returned, Lifetime

- 2,781 Gale Sayers, 1965-71
- 2,741 Dennis Gentry, 1982-88
- 2,616 Cecil Turner, 1968-73

#### Yards Returned, Season

- 924 Ron Smith, 1972
- 754 Brian Baschnagel, 1976
- 752 Cecil Turner, 1970

#### Yards Returned, Game

- 208 Ron Smith, 11/19/72
- 185 Brian Baschnagel, 11/6/77
- 178 Ron Smith, 12/17/72

#### Longest Kickoff Return

- 103 Gale Sayers, (TD) 9/17/67
- 100 Don Bingham, (TD) 11/18/56
- 99 Willie Galimore, (TD) 10/4/58
- Willie Gault, (TD) 9/29/85

## Average Return

### Average Return, Lifetime (25 +)

- 30.6 Gale Sayers, 1965-71
- 26.6 Ron Smith, 1965, 70-72
- 25.6 Willie Galimore, 1957-63

### Average Return, Season (1 + per game)

- 37.7 Gale Sayers, 1967
- 32.7 Cecil Turner, 1970
- 31.7 Walter Payton, 1975

### Average Return, Game (3 +)

- 52.0 Cecil Turner, 9/19/70
- 48.7 Dick Gordon, 9/16/66
- 48.3 Gale Sayers, 12/3/67

## Touchdowns

### Touchdowns Lifetime

- 6 Gale Sayers, 1965-71
- 4 Cecil Turner, 1968-73
- 3 Dennis Gentry, 1982-88

### Touchdowns, Season

- 4 Cecil Turner, 1970
- 3 Gale Sayers, 1967
- 2 Gale Sayers, 1966

### Touchdowns, Game

- 1 By many players. Last:  
Dennis Gentry, 11/1/87

## FUMBLES

### Fumbles, Lifetime

- 85 Walter Payton, 1975-87
- 35 Rick Casares, 1955-64
- 34 Willie Galimore, 1957-63  
Gale Sayers, 1965-71

### Fumbles, Season

- 14 Gary Huff, 1974
- 13 Carl Garrett, 1973
- 12 Chick Jagade, 1954  
Rudy Bukich, 1965

### Fumbles, Game

- 4 Hugh Gallarneau, 12/1/46  
Rudy Bukich, 12/5/65  
Rusty Lisch, 12/9/84
- 3 9 Players Tied

## Total Fumbles Recovered

### Fumbles Recovered, Lifetime

- 27 Dick Butkus, 1965-73 (2-own, 25-opp.)
- 21 Joe Fortunato, 1955-66 (21 opp.)
- 18 Walter Payton, 1975-87 (18-own)

### Fumbles Recovered, Season

- 7 Dick Butkus, 1965 (1-own, 6-opp.)  
Gary Huff, 1974 (7-own)
- 6 Don Kindt, 1947 (3-own, 3-opp.)  
Jack Concannon, 1970 (6-own)

### Fumbles Recovered, Game

- 3 Gary Huff, (3-own) 9/15/74  
Virgil Livers, (3-own) 10/5/75
- 2 By many players. Last:  
Egypt Allen, 10/18/87

### Own Fumbles Recovered

#### Own Fumbles Recovered, Lifetime

- 18 Walter Payton, 1975-87
- 13 Gale Sayers, 1965-71
- 10 Ed Brown, 1954-61

#### Own Fumbles Recovered, Season

- 7 Gary Huff, 1974
- 6 Jack Concannon, 1970
- 5 Bobby Douglass, 1972

#### Own Fumbles Recovered, Game

- 3 Gary Huff, 9/15/74  
Virgil Livers, 10/5/75

### Opponents' Fumbles Recovered

#### Opponents' Fumbles Recovered, Lifetime

- 25 Dick Butkus, 1965-73
- 21 Joe Fortunato, 1955-66
- 17 Mike Hartenstine, 1975-86

#### Opponents' Fumbles Recovered, Season

- 6 Dick Butkus, 1965
- 5 Ed O'Bradovich, 1962
- 4 8 Players Tied

#### Opponents' Fumbles Recovered, Game

- 2 By many players. Last:  
Egypt Allen, 10/18/87

## Yards Returned (Total Fumbles)

### Yards Returned, Lifetime

- 128 Charlie Sumner, 1955, 58-60  
(128-opp.)
- 111 Ed Sprinkle, 1944-55 (1-own,  
110-opp.)
- 98 George Halas, 1920-29 (98-opp.)

### Yards Returned, Season

- 101 Charlie Sumner, 1958 (101-opp.)
- 98 George Halas, 1923 (98 opp.)
- 84 Larry Brink, 1954 (84-opp.)

### Yards Returned, Game

- 98 George Halas, 11/4/23
- 86 Charlie Sumner, 12/7/58
- 84 Larry Brink, 11/28/54

## Yards Returned (Own Fumbles)

### Yards Returned, Lifetime

- 36 John Adams, 1959-62
- 24 Ike Hill, 1973-74
- 22 Ron Bull, 1962-70

### Yards Returned, Season

- 36 John Adams, 1961
- 24 Ike Hill, 1973
- 21 Ron Bull, 1962

**Yards Returned, Game**

- 36 John Adams, 11/19/61
- 24 Ike Hill, 11/12/73
- 21 Ron Bull, 11/4/62

**Longest Return, Own Fumble**

- 36 John Adams, 11/19/61
- 24 Ike Hill, 11/12/73
- 21 Ron Bull, 11/4/62

**Yards Returned  
(Opponents' Fumbles)****Yards Returned, Lifetime**

- 128 Charlie Sumner, 1955, 58-60
- 110 Ed Sprinkle, 1944-55
- 98 George Halas, 1920-29

**Yards Returned, Season**

- 101 Charlie Sumner, 1958
- 84 Larry Brink, 1954

**Yards Returned, Game**

- 98 George Halas, 11/4/23
- 86 Charlie Sumner, 12/7/58
- 84 Larry Brink, 11/28/54

**Longest Fumble Return**

- 98 George Halas, (TD) 11/4/23
- 86 Charlie Sumner, (TD) 12/7/58
- 84 Larry Brink, (TD) 11/28/54

**Touchdowns (Total Fumbles)****Touchdowns, Lifetime**

- 2 Fred Evans, 1948 (2-opp.)
- Ken Kavanaugh, 1940-41, 45-50 (2-own)
- Ed Sprinkle, 1944-55 (2-opp.)
- Mike Ditka, 1961-66 (2-own)

**Touchdowns, Season**

- 2 Fred Evans, 1948 (2-opp.)

**Touchdowns, Game**

- 2 Fred Evans, (2-opp.) 11/28/48
- 1 By many players. Last:  
Wilber Marshall, (opp.) 10/26/86

**Touchdowns (Own Fumbles)****Touchdowns, Lifetime**

- 2 Ken Kavanaugh, 1940-41, 45-50
- Mike Ditka, 1961-66

**Touchdowns, Season**

- 1 By many players

**Touchdowns, Game**

- 1 By many players. Last:  
Johnny Musso, 11/30/76

**Touchdowns (Opponents' Fumbles)****Touchdowns, Lifetime**

- 2 Fred Evans, 1948
- Ed Sprinkle, 1944-55

**Touchdowns, Season**

- 2 Fred Evans, 1948

**Touchdowns, Game**

- 2 Fred Evans, 11/28/48
- 1 By many players. Last:  
Wilber Marshall, 10/26/86

**SACKS****QB Sacks, Season (Since 1970)**

- 17.5 Richard Dent, 1984
- 17.0 Richard Dent, 1985
- 15.0 Jim Osborne, 1976

**QB Sacks, Career (Since 1970)**

- 81.5 Jim Osborne, 1972-84
- 76.5 Dan Hampton, 1979-88
- 73.0 Richard Dent, 1983-88

**QB Sacks, Game (Since 1970)**

- 4.5 Richard Dent, 11/4/84, 12/27/87
- 4.0 Jim Osborne, 9/23/73
- 3.5 Alan Page, 12/20/81
- Jim Althoff, 10/11/87

**TAKEAWAYS****(Interceptions and Opponents' Fumbles Recovered)****Takeaways, Lifetime**

- 50 Gary Fencik, 1976-87  
(38-int., 12-opp. fum rec)
- 47 Dick Butkus, 1965-73  
(22-int., 25-opp. fum rec)
- 44 Richie Petitbon, 1959-68  
(37-int., 7-opp. fum rec)

**Takeaways, Season**

- 12 Roosevelt Taylor, 1963  
(9-int., 3-opp. fum rec)
- 11 Dick Butkus, 1965  
(5-int., 6-opp. fum rec)
- 10 Richie Petitbon, 1963  
(8-int., 2-opp. fum rec)
- Ross Brupbacher, 1976  
(7-int., 3-opp. fum rec)

**Takeaways, Game**

- 4 Bill George, (2-int. 2-opp. fum rec)  
12/3/61
- 3 9 Players Tied

**COMBINED NET  
YARDS GAINED****(Includes Attempts and Yards Gained on  
Rushes, Pass Receptions and Returns  
of Interceptions, Punts, Kickoffs  
and Fumbles)****Attempts****Attempts, Lifetime**

- 4,347 Walter Payton, 1975-87
- 1,579 Rick Casares, 1955-64
- 1,234 Gale Sayers, 1965-71

**Attempts, Season**

- 426 Walter Payton, 1984
- 400 Walter Payton, 1979
- 383 Walter Payton, 1978

**Attempts, Game**

41 Walter Payton, 11/20/77, 10/7/79  
 40 Walter Payton, 11/26/81  
 39 Walter Payton, 10/25/81

**Yards Gained****Yards Gained, Lifetime**

21,803 Walter Payton, 1975-87  
 9,435 Gale Sayers, 1965-71  
 8,276 Johnny Morris, 1958-67

**Yards Gained, Season**

2,440 Gale Sayers, 1966  
 2,272 Gale Sayers, 1965  
 2,216 Walter Payton, 1977

**Yards Gained, Game**

339 Gale Sayers, vs. Minn., 12/18/66  
 336 Gale Sayers, vs. S.F., 12/12/65  
 300 Walter Payton, vs. N.O., 12/21/75

# TEAM RECORDS

## OFFENSE

**WON-LOST****Highest Winning Percentage, Season**

1,000 1934 (13 games) 13-0  
 1942 (11 games) 11-0

**Lowest Winning Percentage, Season**

.071 1969 (14 games) 1-13

**Consecutive Games Won**

17 Nov. 26, 1933-Dec. 2, 1934  
 16 Nov. 9, 1941-Dec. 6, 1942

**Consecutive Games Without Losing**

24 Nov. 9, 1941-Nov. 14, 1943

**Consecutive Games Lost**

8 Dec. 15, 1968-Nov. 2, 1969  
 Sept. 25-Nov. 2, 1978

**Consecutive Games Without Winning**

10 Nov. 23, 1929-1930

**SCORING****Most Points, Season**

456 1985 (16 games)  
 409 1965 (14 games)

**Fewest Points, Season**

133 1933 (13 games)  
 141 1982 (9 games)

**Most Points, Game**

61 vs. S.F., Dec. 12, 1965  
 vs. G.B., Dec. 7, 1980

**Touchdowns****Most Touchdowns, Season**

56 1941 (11 games)  
 54 1965 (14 games)

**Fewest Touchdowns, Season**

16 1933 (13 games)  
 1982 (9 games)

**Most Touchdowns, Game**

9 vs. S.F., Dec. 12, 1965  
 vs. G.B., Dec. 7, 1980

**Extra Points****Most Extra Points, Season**

52 1965 (14 games)  
 51 1985 (16 games)  
 1948 (12 games)

**Fewest Extra Points, Season**

15 1933 (13 games)  
 1932 (14 games)  
 16 1982 (9 games)

**Extra Points Missed, Season**

11 1939 (11 games)  
 1941 (11 games)

**Extra Points (no misses), Season**

51 1985 (16 games)

**Extra Points, Game**

8 vs. N.Y., Nov. 14, 1943  
 vs. Wash., Oct. 26, 1947

**Extra Points Missed, Game**

3 vs. Phil., Oct. 13, 1935  
 vs. N.Y., Nov. 8, 1936  
 vs. Pitt., Oct. 2, 1939  
 vs. Chi. Cards., Oct. 12, 1941  
 vs. Clev., Nov. 9, 1941

**Field Goals****Most Field Goals, Season**

31 1985 (16 games)  
 25 1968 (14 games)

**Fewest Field Goals, Season**

0 1944 (10 games)  
 1947 (12 games)

Since 1961:

8 1969 (14 games)

**Field Goals, Game**

5 vs. Det., Dec. 3, 1961  
 vs. Phil., Oct. 20, 1968

**Field Goals Attempted, Season**

41 1986 (16 games)  
 38 1985 (16 games)

**Fewest Attempted, Season**

- 0 1944 (10 games)  
 Since 1961:  
 13 1974 (14 games)

**Field Goals Attempted, Game**

- 7 vs. G.B., Nov. 17, 1963

**Safeties****Most Safeties, Season**

- 3 1985 (16 games)  
 2 1933 (13 games)  
 1938 (11 games)  
 1952 (12 games)  
 1969 (14 games)  
 1976 (14 games)  
 1986 (16 games)

**Most Safeties, Game**

- 2 Pitt., Nov. 9, 1969

**FIRST DOWNS****Most First Downs, Season**

- 343 1985 (16 games)  
 319 1987 (15 games)  
 305 1986 (16 games)

**Fewest First Downs, Season**

- 114 1937 (11 games)  
 115 1933 (13 games)  
 Since 1961:  
 133 1982 (9 games)

**Most First Downs, Game**

- 33 vs. G.B., Dec. 7, 1980  
 30 vs. N.Y. Yanks, Dec. 9, 1951

**Fewest First Downs, Game**

- 2 vs. G.B., Dec. 10, 1933

**Rushing****Most First Downs Rushing, Season**

- 176 1985 (16 games)  
 166 1986 (16 games)  
 154 1983 (16 games)

**Fewest First Downs Rushing, Season**

- 55 1970 (14 games)

**Most First Downs Rushing, Game**

- 19 vs. G.B., Nov. 6, 1955  
 vs. G.B., Oct. 30, 1977

**Fewest First Downs Rushing, Game**

- 0 vs. Chi. Cards, Oct. 14, 1945  
 vs. Balt., Oct. 5, 1957

**Passing****Most First Downs Passing, Season**

- 156 1987 (15 games)  
 145 1985 (16 games)  
 144 1954 (12 games)

**Fewest First Downs Passing, Season**

- 41 1940 (11 games)  
 48 1942 (11 games)  
 54 1972 (14 games)

**Most First Downs Passing, Game**

- 21 vs. Dal., Nov. 18, 1962

**Fewest First Downs Passing, Game**

- 0 vs. G.B., Nov. 7, 1937  
 vs. G.B., Sept. 28, 1941

**By Penalty****Most First Downs By Penalty, Season**

- 42 1987 (15 games)  
 32 1963 (14 games)  
 1988 (16 games)

**Fewest First Downs By Penalty, Season**

- 5 1939 (11 games)  
 Since 1961:  
 12 1972 (14 games)  
 1977 (14 games)

**First Downs By Penalty, Game**

- 9 vs. Clev., Nov. 25, 1951

**NET YARDS GAINED****(RUSHING & PASSING)****Most Yards Gained, Season**

- 5,837 1985 (16 games)  
 5,830 1983 (16 games)  
 5,459 1986 (16 games)

**Fewest Yards Gained, Season**

- 2,641 1937 (11 games)  
 Since 1961:  
 3,129 1973 (14 games)  
 2,499 1982 (9 games)

**Most Yards Gained, Game**

- 682 vs. N.Y. Giants, Nov. 14, 1943

**Fewest Yards Gained, Game**

- 24 vs. Det., Nov. 22, 1981

**RUSHING****Attempts****Most Attempts, Seasons**

- 675 1984 (16 games)  
 634 1978 (16 games)

**Fewest Attempts, Season**

- 275 1982 (9 games)  
 353 1954 (12 games)  
 1970 (14 games)

**Most Attempts, Game**

72 vs. Brk., Oct. 20, 1935

**Fewest Attempts, Game**

14 vs. Minn., Dec. 13, 1964

**Yards Gained****Most Yards Gained, Season**

2,965 1984 (16 games)

2,847 1934 (13 games)

**Fewest Yards Gained, Season**

992 1982 (9 games)

**Most Yards Gained, Game**

408 vs. Brk., Oct. 20, 1935

**Fewest Yards Gained, Game**

1 vs. L.A., Oct. 26, 1952

**Average Gain****Highest Average Gain, Season**

5.19 1934 (13 games)

4.75 1968 (14 games)

**Lowest Average Gain, Season**

3.08 1953 (12 games)

3.09 1970 (14 games)

**Highest Average Gain, Game**

13.75 vs. Cin., Sept. 30, 1934

**Lowest Average Gain, Game**

0.03 vs. L.A., Oct. 26, 1952

**Touchdowns****Most Touchdowns, Season**

30 1941 (11 games)

**Fewest Touchdowns, Season**

3 1933 (13 games)

1970 (14 games)

**Most Touchdowns, Game**

6 vs. Det., Oct. 19, 1941

**PASSING****Passes****Most Passes, Season**

494 1964 (14 games)

493 1987 (15 games)

**Fewest Passes, Season**

147 1937 (11 games)

Since 1961:

205 1972 (14 games)

**Most Passes, Game**

59 vs. N.Y. Giants, Oct. 23, 1949

**Fewest Passes, Game**

4 vs. Det., Oct. 15, 1967

**Completions****Most Completions, Season**

282 1964 (14 games)

272 1987 (15 games)

**Fewest Completions, Season**

56 1937 (11 games)

Since 1961:

78 1972 (14 games)

**Most Completions, Game**

34 vs. N.Y. Giants, Oct. 23, 1949

**Fewest Completions, Game**

1 vs. G.B., Oct. 27, 1935

vs. Det., Nov. 25, 1937

vs. G.B., Sept. 18, 1938

vs. G.B., Sept. 28, 1941

vs. Phil., Dec. 10, 1972

**Completion Percentage****Highest Percentage, Season**

57.9 1984 (16 games), 226 of 390

**Lowest Percentage, Season**

29.7 1934 (13 games), 57 of 192

**Highest Percentage, Game (10+ comp.)**

83.3 vs. G.B., Dec. 7, 1980, 20 of 24

**Lowest Percentage Game (10+ passes)**

11.7 vs. Den., Dec. 12, 1976, 2 of 17

**Yards Passing (Net Since 1952)****Most Yards Passing, Season**

3,104 1954 (12 games)

3,103 1983 (16 games)

**Fewest Yards Passing, Season**

955 1934 (13 games)

1,108 1972 (14 games)

**Most Yards Passing, Game**

488 vs. N.Y. Giants, Nov. 14, 1943

**Fewest Yards Passing, Game**

-16 vs. Hous., Nov. 6, 1977

**Times Sacked****Most Times Sacked, Season**

55 1969 (14 games)

53 1983 (16 games)

**Fewest Times Sacked, Season**

20 1963 (14 games)

24 1986 (16 games)

1988 (16 games)

**Most Times Sacked, Game**

9 vs. Minn., Nov. 2, 1969

vs. Den., Dec. 5, 1971

**Yards Lost Attempting to Pass****Most Yards Lost, Season**

439 1969 (14 games)

**Fewest Yards Lost, Season**

109 1947 (12 games)

153 1986 (16 games)

**Most Yards Lost, Game**

70 vs. Den., Dec. 5, 1971

## Touchdown Passes

### Most Touchdown Passes, Season

29 1947 (12 games)

### Fewest Touchdown Passes, Season

5 1950 (12 games)

### Most Touchdown Passes, Game

7 vs. N.Y., Nov. 14, 1943

## Passes Had Intercepted

### Most Passes Had Intercepted, Season

35 1947 (12 games)

1954 (12 games)

### Fewest Passes Had Intercepted, Season

11 1941 (11 games)

11 1982 (9 games)

12 1945 (10 games)

1965 (14 games)

### Most Passes Had Intercepted, Game

8 vs. Det., Sept. 22, 1968

## Percentage Intercepted

### Highest Percentage Intercepted, Season

14.95 1942 (11 games)

### Lowest Percentage Intercepted, Season

3.25 1988 (16 games)

3.32 1965 (14 games)

## Average Gain Per Pass

### Highest Average Gain, Season

10.21 1941 (11 games)

### Lowest Average Gain, Season

4.97 1943 (13 games)

5.02 1969 (14 games)

## PUNTING

### Punts

#### Most Punts, Season

114 1981 (16 games)

100 1976 (14 games)

96 1978 (16 games)

#### Fewest Punts, Season

32 1941 (11 games)

58 1965 (14 games)

#### Most Punts, Game

17 vs. G.B., Oct. 22, 1933

14 vs. G.B., Dec. 10, 1933

#### Fewest Punts, Game

0 vs. G.B., Nov. 6, 1955

vs. N.Y., Nov. 28, 1965

vs. Det., Oct. 1, 1972

### Average

#### Highest Average, Season

46.5 1963 (14 games)

### Lowest Average, Season

35.7 1945 (10 games)

36.2 1983 (16 games)

### Highest Average, Game (4+ punts)

57.3 vs. L.A., Nov. 16, 1952

### Lowest Average, Game (4+ punts)

25.0 vs. Card-Pitt., Dec. 3, 1944

## PUNT RETURNS

### Most Returns, Season

64 1984 (16 games)

60 1950 (12 games)

### Fewest Returns, Season

19 1968 (14 games)

### Most Returns, Game

11 vs. Chi. Cards, Oct. 8, 1950

### Fair Catches

#### Most Fair Catches, Season

28 1967 (14 games)

#### Fewest Fair Catches, Season

3 1975 (14 games)

#### Most Fair Catches, Game

6 vs. St. L., Oct. 31, 1966

vs. Minn., Dec. 10, 1967

### Yards Returned

#### Most Yards, Season

781 1948 (12 games)

#### Fewest Yards, Season

81 1968 (14 games)

#### Most Yards, Game

151 vs. Chi. Cards, Oct. 12, 1941

#### Fewest Yards, Game

-6 vs. Minn., Dec. 19, 1965

### Average Return

#### Highest Average, Season

20.22 1941 (11 games)

#### Lowest Average, Season

3.40 1957 (12 games)

### Touchdowns

#### Most Touchdowns, Season

2 1941 (11 games)

1987 (15 games)

#### Most Touchdowns, Game

1 in many games, Last:

vs. T.B., (10/25/87)

## KICKOFF RETURNS

### Most Returns, Season

74 1975 (14 games)

### Fewest Returns, Season

20 1942 (11 games)

**Most Returns, Game**

10 vs. Chi. Cards, Nov. 27, 1955

**Fewest Returns, Game**0 Many times, last:  
vs. Balt., Oct. 10, 1954**Yards Returned****Most Yards, Season**

1,644 1975 (14 games)

**Fewest Yards, Season**

424 1963 (14 games)

**Most Yards, Game**

304 vs. G.B., Nov. 9, 1952

**Fewest Yards, Game**0 in many games. Last:  
vs. Minn., Oct. 1, 1967**Average Return****Highest Average Return, Season**

29.38 1972 (14 games)

**Lowest Average Return, Season**

16.31 1963 (14 games)

**Touchdowns****Most Touchdowns, Season**

4 1970 (14 games)

**Most Touchdowns, Game**

2 vs. G.B., Sept. 22, 1940

2 vs. G.B., Nov. 9, 1952

**FUMBLES****Most Fumbles, Season**

56 1938 (11 games)

**Fewest Fumbles, Season**

16 1963 (14 games)

1982 (9 games)

**Most Fumbles, Game**

8 vs. Chi. Cards, Sept. 11, 1938

**Total Fumbles Recovered****Most Recovered, Season**

51 1938 (11 games)

**Fewest Recovered, Season**

9 1988 (16 games)

11 1987 (15 games)

15 1943 (10 games)

1982 (9 games)

**Most Recovered, Game**

8 vs. Clev., Nov. 24, 1940

vs. Balt., Dec. 5, 1965

vs. N.Y. Giants, Dec. 18, 1977

**Own Fumbles Recovered****Most Own Recovered, Season**

37 1938 (11 games)

19 1942 (11 games)

**Fewest Own Recovered, Season**

5 1955 (12 games)

1963 (14 games)

**Most Own Recovered, Game**

7 vs. Chi. Cards, Sept. 11, 1938

vs. N.Y. Giants, Dec. 18, 1977

**Opponents' Fumbles Recovered****Most Opponents' Recovered, Season**

26 1952 (12 games)

24 1962 (14 games)

1965 (14 games)

**Fewest Opponents' Recovered, Season**

6 1943 (10 games)

7 1982 (9 games)

**Most Opponents' Recovered, Game**

5 vs. Clev., Sept. 15, 1939

vs. Det., Nov. 22, 1942

vs. Phil., Oct. 12, 1947

vs. Chi. Cards, Dec. 14, 1952

vs. G.B., Nov. 6, 1955

vs. Chi. Cards, Nov. 29, 1959

vs. Den., Sept. 30, 1973

**Fumbles Lost****Most Lost, Season**

26 1973 (14 games)

**Fewest Lost, Season**

8 1978 (16 games)

1979 (16 games)

1982 (9 games)

10 1956 (12 games)

1960 (12 games)

**Most Lost, Game**

5 vs. Chi. Cards, Dec. 1, 1940

vs. Chi. Cards, Dec. 7, 1941

vs. G.B., Nov. 9, 1947

vs. Det., Nov. 23, 1952

vs. Det., Dec. 14, 1958

vs. Dal., Sept. 16, 1973

**Touchdowns****(Total Fumbles Recovered)****Touchdowns, (Total Fumbles), Season**

5 1942 (11 games)

**Touchdowns (Total Fumbles), Game**

2 vs. Wash., Nov. 28, 1948

**PENALTIES****Most Penalties, Season**

122 1948 (12 games)

**Fewest Penalties, Season**

57 1955 (12 games)

58 1982 (9 games)

**Most Penalties, Game**  
22 vs. Phil., Nov. 26, 1944

**Fewest Penalties, Game**  
0 vs. Clev., Oct. 9, 1938  
vs. Minn., Oct. 23, 1972

### Yards Penalized

**Most Yards Penalized, Season**  
1,194 1968 (14 games)

**Fewest Yards Penalized, Season**  
422 1982 (9 games)  
498 1955 (12 games)

**Most Yards Penalized, Game**  
170 vs. Phil., Nov. 26, 1944

**Fewest Yards Penalized, Game**  
0 vs. Clev., Oct. 9, 1938  
vs. Minn., Oct. 23, 1972

## —DEFENSE—

### SCORING

**Most Points Allowed, Season**  
379 1964 (14 games)  
1975 (14 games)

**Fewest Points Allowed, Season**  
44 1932 (14 games)  
187 1986 (16 games)

**Most Points Allowed, Game**  
53 vs. Chi. Cards, Nov. 27, 1955

### Touchdowns

**Most TDs Allowed, Season**  
48 1975 (14 games)

**Fewest TDs Allowed, Season**  
6 1932 (14 games)

**Most TDs Allowed, Game**  
7 Several times, last:  
vs. S.F., Sept. 19, 1965

### Extra Points

**Most Allowed, Season**  
47 1975 (14 games)

**Fewest Allowed, Season**  
4 1932 (14 games)

**Most Missed by Opponents, Season**  
6 1955 (12 games)

**Most Allowed, Game**  
7 vs. G.B., Sept. 30, 1962  
vs. Balt., Sept. 27, 1964  
vs. S.F., Sept. 19, 1965

**Most Missed by Opponents, Game**  
3 vs. Clev., Nov. 24, 1940

### Field Goals

**Most FGs Allowed, Season**  
25 1973 (14 games)

**Fewest FGs Allowed, Season**  
0 1932 (14 games)  
1942 (11 games)

**Most FGs Allowed, Game**  
5 vs. Wash., Nov. 14, 1971  
vs. Minn., Sept. 23, 1973

**Most Opponents' FGs Attempted, Season**  
41 1971 (14 games)

**Fewest Opponents' FGs Attempted, Season**  
2 1942 (11 games)  
17 1963 (14 games)

**Most Opponents' FGs Attempted, Game**  
7 vs. Dall., Nov. 24, 1968

### Safeties

**Most Allowed, Season**  
2 in 8 seasons. Last:  
1988 (16 games)

**Most Allowed, Game**  
1 in many games. Last:  
vs. Tampa Bay, Nov. 20, 1988

### FIRST DOWNS

**Most Allowed, Season**  
290 1981 (16 games)  
286 1983 (16 games)

**Fewest Allowed, Season**  
98 1942 (11 games)  
166 1982 (9 games)

**Most Allowed, Game**  
30 vs. L.A., Oct. 24, 1954

**Fewest Allowed, Game**  
3 vs. Clev., Oct. 9, 1938  
vs. Det., Nov. 23, 1941

### Rushing

**Most Allowed, Season**  
138 1973 (14 games)

**Fewest Allowed, Season**  
35 1942 (11 games)  
53 1982 (9 games)

**Most Allowed, Game**  
19 vs. Minn., Oct. 17, 1965  
vs. Den., Dec. 12, 1976

**Fewest Allowed, Game**  
0 vs. Clev., Oct. 10, 1937  
vs. Chi. Cards, Dec. 6, 1942  
vs. Det., Oct. 28, 1945  
vs. T.B. Oct. 6, 1985  
vs. Buffalo, Oct. 2, 1988

### Passing

**Most Allowed, Season**  
158 1987 (15 games)  
1988 (16 games)  
154 1983 (16 games)  
151 1986 (16 games)

**Fewest Allowed, Season**

33 1943 (10 games)

**Most Allowed, Game**

22 vs. Minn., Sept. 19, 1985

18 vs. Det., Nov. 5, 1950  
vs. Dall., Oct. 31, 1971**Fewest Allowed, Game**0 Several times, last:  
vs. Atl. Nov. 24, 1985**By Penalty****Most Allowed, Season**

36 1968 (14 games)

**Fewest Allowed, Season**

10 1953 (12 games)

Since 1961:

18 1963 (14 games)

1970 (14 games)

1971 (14 games)

1976 (14 games)

**Most Allowed, Game**

7 vs. Phil., Nov. 26, 1944

**NET YARDS ALLOWED****(RUSHING & PASSING)****Most Yards Allowed, Season**

5,394 1981 (16 games)

5,132 1983 (16 games)

**Fewest Yards Allowed, Season**

1,703 1942 (11 games)

3,176 1963 (14 games)

**Most Yards Allowed, Game**

557 vs. L.A., Oct. 24, 1954

**Fewest Yards Allowed, Game**

12 vs. Det., 11/22/87

54 vs. Pitt., Oct. 2, 1939

**RUSHING****Attempts****Most Opp. Attempts, Season**

564 1978 (16 games)

**Fewest Opp. Attempts, Season**

294 1942 (11 games)

359 1985 (16 games)

**Most Opp. Attempts, Game**

59 vs. Den., Dec. 12, 1976

**Fewest Opp. Attempts, Game**

10 vs. Miami, 9/4/88

vs. Buffalo, 10/25/88

11 vs. Green Bay, 11/27/88

12 vs. Det., Nov. 22, 1987

**Yards Allowed****Most Yards Allowed, Season**

2,509 1973 (14 games)

**Fewest Yards Allowed, Season**

519 1942 (11 games)

**Most Yards Allowed, Game**

393 vs. Det., Nov. 26, 1936

**Fewest Yards Allowed, Game**

-17 vs. Chi. Cards, Dec. 6, 1942

**Average Gain****Highest Opp. Gain, Season**

5.28 1955 (12 games)

**Lowest Opp. Gain, Season**

1.77 1942 (11 games)

**Highest Opp. Gain, Game**

8.03 vs. Clev., Nov. 25, 1951

**Lowest Opp. Gain, Game**

-0.89 vs. Chi. Cards, Dec. 6, 1942

**Touchdowns****Most TDs Allowed, Season**

25 1975 (14 games)

**Fewest TDs Allowed, Season**

3 1932 (14 games)

4 1986 (16 games)

5 1987 (15 games)

1988 (16 games)

**Most TDs Allowed, Game**

5 vs. G.B., Sept. 30, 1962

vs. G.B., Nov. 4, 1962

**PASSING****Passes****Most Opp. Passes, Season**

545 1988 (16 games)

525 1981 (16 games)

522 1985 (16 games)

**Fewest Opp. Passes, Season**

187 1933 (13 games)

296 1969 (14 games)

**Most Opp. Passes, Game**

57 vs. Detroit, 10/9/88

55 vs. Minn., Sept. 19, 1985

54 vs. S.F., Nov. 13, 1966

**Fewest Opp. Passes, Game**

3 vs. N.Y., Nov. 17, 1935

vs. Det., Nov. 28, 1935

**Completions****Most Comp. Allowed, Season**

255 1987 (15 games)

249 1983 (16 games)

245 1988 (16 games)

**Fewest Comp. Allowed, Season**

59 1935 (12 games)

150 1969 (14 games)

**Most Comp. Allowed, Game**

30 vs. L.A., Dec. 26, 1982

29 vs. L.A., Nov. 26, 1950

**Fewest Comp. Allowed, Game**

0 Chi. Cards, Oct. 15, 1933  
 vs. Bos., Nov. 5, 1933  
 vs. G.B., Sept. 25, 1949

**Completion Percentage****Highest Opp. Percentage, Season**

59.1 1970 (14 games)

**Lowest Opp. Percentage, Season**

30.4 1935 (12 games)

**Highest Opp. Percentage, Game (10+ comp.)**

86.7 vs. Balt., Sept. 27, 1964

**Lowest Opp. Percentage, Game (10+ pass.)**

0.0 vs. G.B., Sept. 25, 1949

**Yards Passing (Net Since 1952)****Most Yards Allowed, Season**

3,248 1981 (16 games)

3,170 1986 (16 games)

**Fewest Yards Allowed, Season**

691 1933 (13 games)

1,674 1973 (14 games)

**Most Yards Allowed, Game**

509 vs. L.A., Dec. 26, 1982

411 vs. Wash., Oct. 26, 1947

vs. Minn., Sept. 19, 1985

**Fewest Yards Allowed, Game**

-22 vs. Atl., Nov. 24, 1985

-12 vs. G.B., Nov. 4, 1973

**Sacks****Most Sacks, Season**

72 1984 (16 games)

70 1987 (15 games)

64 1985 (16 games)

**Fewest Sacks, Season**

23 1972 (14 games)

**Most Sacks, Game**

12 vs. Det., Dec. 16, 1984

11 at. Phil., 10/4/87

9 vs. G.B., Dec. 13, 1970

vs. St. L., Dec. 16, 1979

**Yards Lost Att. To Pass**

583 1984 (16 games)

503 1986 (16 games)

484 1987 (15 games)

**Fewest Opp. Lost, Season**

154 1953 (12 games)

**Most Opp. Lost, Game**

107 vs. Det., Nov. 20, 1960

**Touchdown Passes****Most Allowed, Season**

27 1961 (14 games)

1964 (14 games)

**Fewest Allowed, Season**

2 1934 (13 games)

7 1977 (14 games)

**Most Allowed, Game**

5 vs. Minn., Nov. 28, 1982

vs. S.F., Nov. 11, 1982

4 in many games. Last:

at New England, Oct. 30, 1988

**Percentage Had Intercepted****Highest Opp. Pct., Had Intercepted, Season**

19.07 1935 (12 games)

**Lowest Opp. Pct., Had Intercepted, Season**

2.73 1964 (14 games)

**Average Gain****Highest Opp. Gain, Season**

8.69 1968 (14 games)

**Lowest Opp. Gain, Season**

3.57 1934 (13 games)

**INTERCEPTIONS BY****Most Interceptions, By Season**

37 1935 (12 games)

36 1963 (14 games)

**Fewest Interceptions, By Season**

10 1960 (12 games)

1964 (14 games)

**Most Interceptions By, Game**

7 vs. G.B., Sept. 22, 1940

vs. Det., Nov. 22, 1942

vs. Chi. Cards, Dec. 5, 1954

vs. St. L., Nov. 19, 1967

**Yards Returned****Most Yards, Season**

585 1941 (11 games)

537 1963 (14 games)

**Fewest Yards, Season**

69 1987 (15 games)

99 1982 (9 games)

107 1945 (10 games)

**Most Yards, Game**

149 vs. L.A., Oct. 11, 1964

**Touchdowns****Most Touchdowns, Season**

4 1939 (11 games)

1950 (12 games)

1963 (14 games)

1985 (16 games)

**Most Touchdowns, Game**

2 vs. Phil., Oct. 2, 1938

vs. Chi. Cards, Nov. 26, 1939

vs. Phil., Nov. 30, 1941

vs. Den., Dec. 20, 1981

vs. Dall., Nov. 17, 1985

## PUNTING

### Punts

#### Most Opp. Punts, Season

100 1984 (16 games)  
99 1983 (16 games)  
98 1981 (16 games)

#### Fewest Opp. Punts, Season

42 1945 (10 games)  
Since 1961:  
49 1982 (9 games)  
62 1964 (14 games)  
1972 (14 games)

#### Most Opp. Punts, Game

15 vs. N.Y., Nov. 17, 1935

#### Fewest Opp. Punts, Game

0 vs. Det., Dec. 2, 1956  
vs. G.B., Sept. 24, 1967

### Average

#### Highest Opp. Average, Season

46.6 1964 (14 games)

#### Lowest Opp. Average, Season

36.3 (14 games)

#### Highest Opp. Average, Game (4+ punts)

54.5 vs. S.F., Nov. 19, 1961

#### Lowest Opp. Average, Game (4+ punts)

25.5 vs. Pitt., Nov. 30, 1958

## PUNT RETURNS

#### Most Opp. Returns, Season

65 1981 (16 games)

#### Fewest Opp. Returns, Season

20 1941 (11 games)

#### Most Opp. Returns, Game

9 vs. Chi. Cards, Nov. 29, 1959

### Fair Catches

#### Most Opp. Fair Catches, Season

26 1972 (14 games)  
1973 (14 games)

#### Fewest Opp. Fair Catches, Season

7 1980 (16 games)  
1982 (9 games)  
1987 (15 games)

#### Most Opp. Fair Catches, Game

7 vs. Det., Nov. 21, 1976  
6 vs. G.B., Dec. 16, 1973

### Yards Allowed

#### Most Yards Allowed, Season

633 1974 (14 games)

#### Fewest Yards Allowed, Season

106 1969 (14 games)

#### Most Yards Allowed, Game

147 vs. G.B., Nov. 8, 1959

### Average Return

#### Highest Opp. Return, Season

17.0 1941 (11 games)

#### Lowest Opp. Return, Season

3.8 1969 (14 games)

### Touchdowns

#### Most Allowed, Season

2 1933 (13 games)  
1941 (11 games)  
1947 (12 games)  
1952 (12 games)  
1954 (12 games)

#### Most Allowed, Game

1 in many games. Last:  
vs. S.F., Dec. 14, 1987

## KICKOFF RETURNS

#### Most Opp. Returns, Season

78 1985 (16 games)  
72 1965 (14 games)  
68 1984 (16 games)

#### Fewest Opp. Returns, Season

30 1982 (9 games)  
32 1971 (14 games)

#### Most Opp. Returns, Game

9 vs. Bos., Nov. 21, 1948  
vs. Balt., Oct. 21, 1956

#### Fewest Opp. Returns, Game

0 in 9 games. Last:  
vs. G.B., Dec. 16, 1973

### Yards Allowed

#### Most Allowed, Season

1,827 1985 (16 games)  
1,583 1965 (14 games)

#### Fewest Allowed, Season

435 1940 (11 games)  
537 1982 (9 games)  
700 1945 (10 games)  
1974 (14 games)

#### Most Allowed, Game

254 vs. L.A., Oct. 13, 1963

### Average Return

#### Highest Opp. Return, Season

27.8 1960 (12 games)

#### Lowest Opp. Return, Season

16.0 1946 (11 games)  
17.5 1947 (12 games)

## Touchdowns

### Most TDs Allowed, Season

1 in many seasons

### Most TDs Allowed, Game

1 in many games. Last:  
vs. G.B., Dec. 9, 1984

## FUMBLES

### Most Opp. Fumbles, Season

44 1952 (12 games)

### Fewest Opp. Fumbles, Season

13 1960 (12 games)

### Most Opp. Fumbles, Game

7 vs. Brk., Oct. 20, 1935  
vs. Wash., Nov. 13, 1938  
vs. Chi. Cards, Nov. 26, 1939  
vs. Clev., Nov. 24, 1940  
vs. Bos., Nov. 21, 1948  
vs. L.A., Nov. 16, 1952  
vs. L.A., Nov. 15, 1964  
vs. L.A., Sept. 16, 1966

## PENALTIES

### Most Opp. Penalties, Season

129 1980 (16 games)

### Fewest Opp. Penalties, Season

34 1942 (11 games)

43 1941 (11 games)

Since 1961:

52 1982 (9 games)

### Most Opp. Penalties, Game

21 vs. Clev., Nov. 25, 1951

### Fewest Opp. Penalties, Game

0 in 13 games, Last:  
vs. Minn., Dec. 3, 1972

## Yards Penalized

### Most Opp. Penalized, Season

1,109 1980 (16 games)

### Fewest Opp. Penalized, Season

110 1937 (11 games)

### Most Opp. Penalized, Game

209 vs. Clev., Nov. 25, 1951

### Fewest Opp. Penalties, Game

0 in 13 games, Last:  
vs. Minn., Dec. 3, 1972

## BEARS ON MONDAY NIGHT

Oct. 5, 1970 at Detroit  
Nov. 29, 1971 at Miami  
Oct. 23, 1972 at Chicago  
Nov. 12, 1973 at Kansas City  
Oct. 21, 1974 at Chicago  
Oct. 27, 1975 at Chicago  
Oct. 10, 1977 at Chicago  
Sept. 25, 1978 at Chicago  
Oct. 16, 1978 at Denver  
Dec. 4, 1978 at San Diego  
Oct. 6, 1980 at Chicago  
Nov. 3, 1980 at Cleveland  
Sept. 28, 1981 at Chicago  
Oct. 19, 1981 at Pontiac  
Dec. 3, 1984 at San Diego  
Oct. 21, 1985 at Chicago  
Dec. 2, 1985 at Miami  
Sept. 22, 1986 at Green Bay  
Nov. 3, 1986 at Chicago  
Dec. 15, 1986 at Pontiac  
Sept. 14, 1987 at Chicago  
Nov. 16, 1987 at Denver  
Dec. 14, 1987 at San Francisco  
Oct. 24, 1988 at Chicago  
Dec. 5, 1988 at Los Angeles  
Dec. 19, 1988 at Minneapolis

Lions 28, Bears 14  
Dolphins 34, Bears 3  
Bears 13, Vikings 10  
Chiefs 19, Bears 7  
Bears 10, Packers 9  
Vikings 13, Bears 9  
Bears 24, Rams 23  
Vikings 24, Bears 20  
Broncos 16, Bears 7  
Chargers 40, Bears 7  
Bears 23, Bucs 0  
Browns 27, Bears 21  
Rams 24, Bears 7  
Lions 48, Bears 17  
Chargers 20, Bears 7  
Bears 23, Packers 7  
Dolphins 38, Bears 24  
Bears 25, Packers 12  
Rams 20, Bears 17  
Bears 16, Lions 13  
Bears 34, Giants 19  
Broncos 31, Bears 29  
49ers 41, Bears 0  
Bears 10, 49ers 9  
Rams 20, Bears 3  
Vikings 28, Bears 27

Record 9-17 Home 7-4 Road 2-13

## CAREER LEADING PASSERS 400 + Passes

No.	Player	Seasons	Years	No.	Comp.	Comp.	Pct.	Yards	Avg.	TD	TD	Pct.	Int.	Int.	Rating
1	Jim McMahon	1982-88	7	1,513	874	57.8	11,203	7.37	67	4.4	56	3.7	80.4		
2	Sid Luckman	1939-50	12	1,744	904	51.8	14,686	8.42	137	7.9	132	7.6	75.0		
3	Bill Wade	1961-66	6	1,407	767	54.5	9,958	7.08	68	4.8	66	4.7	73.4		
4	Rudy Bukich	1958-59, 62-68	9	878	474	54.0	6,254	7.12	46	5.2	45	5.1	72.8		
5	Johnny Lujack	1948-51	4	808	404	50.0	6,295	7.79	41	5.1	54	6.7	65.3		
6	Mike Tomczak	1985-88	4	505	259	51.3	3,668	7.26	14	2.8	26	5.1	62.9		
7	Ed Brown	1954-61	8	1,246	607	48.7	9,698	7.78	63	5.1	88	7.1	62.5		
8	Mike Phipps	1977-81	5	482	253	52.5	2,806	5.82	15	3.1	27	5.6	57.1		
9	Bernie Masterson	1934-40	7	409	156	38.1	3,366	8.23	34	8.3	38	9.3	57.1		
10	Jack Concannon	1967-71	5	951	486	51.1	5,222	5.49	31	3.3	52	5.5	55.6		
11	Bob Avellini	1975-1982	8	1,057	530	50.1	6,823	6.46	33	3.1	66	6.2	55.3		
12	Vince Evans	1977-82	6	808	388	48.0	5,064	6.27	26	3.2	46	5.7	55.1		
13	George Blanda	1949-58	10	998	445	45.0	5,936	6.01	48	4.9	70	7.1	51.4		
14	Gary Huff	1973-76	4	614	310	50.5	3,271	6.33	12	2.0	34	5.5	50.1		
15	Bobby Douglass	1969-75	7	895	376	42.0	4,932	5.51	30	3.4	51	5.7	47.6		

## BEST PASSING SEASONS

No.	Player	Year	Att.	Comp.	Yards	Pct.	Avg.	TD	Pct.	Int.	Int.	Rating
1	Sid Luckman	1943	202	110	2,194	54.5	10.86	28	13.9	12	5.9	107.8
2	Jim McMahon	1984	143	85	1,146	59.4	8.01	8	5.6	2	1.4	97.8
3	Sid Luckman	1941	119	68	1,181	57.1	9.92	9	7.6	6	5.0	95.5
4	Bill Wade	1961	250	139	2,258	55.6	9.03	22	8.8	13	5.2	93.7
5	Rudy Bukich	1965	312	178	2,641	56.4	8.46	20	6.4	9	2.9	93.6
6	Rudy Bukich	1964	160	99	1,099	61.9	6.87	12	7.5	7	4.4	89.0
7	Jim McMahon	1987	210	125	1,639	59.5	7.80	12	5.7	8	3.8	87.4
8	Ed Brown	1956	168	96	1,667	57.1	9.92	11	6.5	12	7.1	83.1
9	Jim McMahon	1985	313	178	2,392	58.1	7.64	15	4.8	11	3.5	82.8
10	Sid Luckman	1945	217	117	1,725	53.9	7.95	14	6.5	10	4.6	82.6
11	Jim McMahon	1982	210	120	1,501	57.1	7.15	9	4.3	7	3.3	80.1
12	Sid Luckman	1942	105	57	1,023	54.3	9.74	10	9.5	13	12.4	80.0
13	Jim McMahon	1983	295	175	2,184	59.3	7.40	12	4.1	13	4.4	77.7
14	Ed Brown	1959	247	125	1,881	50.6	7.61	13	5.3	10	4.0	77.0
15	Jim McMahon	1988	192	114	1,346	59.4	7.01	6	3.1	7	3.6	76.0

**CAREER LEADING RUSHERS****1,000 + Yards**

No.	Players (Pos.)	Seasons	Years	Att.	Yards	Avg.	TD
1	Walter Payton (hb)	1975-87	13	3,838	16,726	4.4	110
2	Rick Casares (fb)	1955-64	10	1,366	5,675	4.1	49
3	Gale Sayers (hb)	1965-71	7	991	4,956	5.0	39
4	Roland Harper	1975-82	7	757	3,044	4.0	15
5	Willie Galimore (hb)	1957-63	7	670	2,985	4.5	26
6	Matt Suhey (fb)	1980-88	9	809	2,895	3.6	19
7	Ronnie Bull (hb-fb)	1962-70	9	787	2,871	3.7	9
8	Bronko Nagurski (fb)	1930-37, 43	9	633	2,778	4.4	18
9	Bobby Douglass (qb)	1969-75	7	373	2,470	6.6	20
10	Ray Nolting (hb)	1936-43	8	508	2,285	4.5	10
11	George Gulyanics (hb)	1947-52	6	609	2,081	4.1	19
12	Gary Famiglietti (fb-hb)	1938-45	8	505	1,927	3.8	20
13	Beattie Feathers (hb)	1934-47	4	320	1,846	5.8	14
14	Neal Anderson (rb)	1986-88	3	413	1,838	4.5	15
15	Bill Osmanski (fb)	1939-43, 46-47	7	368	1,753	4.8	20
16	George McAfee (hb)	1940-41, 45-50	8	341	1,685	4.9	22
17	Jack Manders (fb-hb)	1933-40	8	451	1,586	3.4	11
18	Hugh Gallarneau (hb)	1941-42, 45-47	5	343	1,421	4.1	26
19	John Hoffman (fb-hb)	1949-56	8	317	1,366	4.3	7
20	Joe Maniaci (fb-hb)	1938-41	4	260	1,295	5.0	12
21	Jim McMahon (qb)	1982-88	7	236	1,284	5.4	15
22	Harry Clark (hb)	1940-43	4	262	1,209	4.6	8
23	Gene Ronzani (qb-hb-fb)	1933-38, 44-45	8	260	1,153	4.4	1
24	Julie Rykovich (hb)	1949-51	3	293	1,133	3.9	17
25	John (Kayo) Dottley (fb)	1951-53	3	250	1,122	4.5	7
26	Keith Molesworth (hb-qb)	1931-37	7	348	1,105	3.2	7
27	Jim Harrison (fb)	1971-74	4	308	1,099	3.7	4
28	Bobby Watkins (hb)	1955-57	3	235	1,041	4.4	11
29	Johnny Morris (hb-wr)	1958-67	10	224	1,040	4.6	5
30	Fred (Curley) Morrison (fb-hb)	1950-53	4	285	1,022	3.7	6
31	Joe Marconi (fb)	1962-66	5	275	1,002	3.6	9
32	Carl Garrett (rb)	1973-74	2	271	1,001	3.7	6

**CAREER LEADING INTERCEPTORS****15 + Interceptions**

No.	Player (Pos.)	Seasons	Years	No.	Yards	Avg.	TD
1	Gary Fencik (s)	1976-87	12	38	483	12.7	1
2	Richie Petitbon (s)	1959-68	10	37	643	17.4	3
3	Bennie McCrae (cb)	1962-70	9	27	485	18.0	4
4	Dave Whitsell (cb)	1961-66	6	26	397	15.3	2
5	George McAfee (db)	1940-41, 45-50	8	25	350	14.0	1
6	J.C. Caroline (db)	1956-65	10	24	405	16.9	2
	Doug Buffone (fb)	1966-79	14	24	211	8.8	0
8	Roosevelt Taylor (s)	1961-69	9	23	414	18.0	3
9	Allan Ellis (cb)	1973-77, 79-80	7	22	185	8.4	1
	Dick Butkus (fb)	1965-73	9	22	166	7.5	0
11	Don Kindt (db-lb)	1947-55	9	21	348	16.6	1
	Terry Schmidt (cb)	1976-84	9	21	141	6.7	2
13	Leslie Frazier (cb)	1981-85	5	20	343	17.2	1
	Mike Richardson (cb)	1983-88	6	20	298	12.9	1
15	Ray (Scooter) McLean (db)	1940-47	8	18	258	14.3	0
	Bill George (fb)	1952-65	14	18	144	8.0	0
17	Sid Luckman (db)	1939-50	12	17	310	18.2	2
	Clyde (Bulldog) Turner (fb)	1940-52	13	17	298	17.5	2
	Dave Duerson (s)	1983-88	6	17	224	13.2	0

## CAREER LEADING SCORERS

—TOUCHDOWNS—

No.	Players (Pos.)	Seasons	Years	Rush	Rec.	Ret.	PAT	FG	Pts.
1	Walter Payton (hb)	1975-87	13	110	15	0	0/0	0/0	750
2	Bob Thomas (k)	1975-84	10	0	0	0	245/268	128/205	629
3	George Blanda (k-qb)	1949-58	10	5	0	0	247/250	88/201	541
4	Mac Percival (k)	1967-73	7	0	0	0	159/162	99/182	456
5	Kevin Butler (k)	1985-88	4	0	0	0	152/156	93/126	431
6	Roger Leclerc (k)	1960-66	7	0	0	0	152/158	75/146	377
7	Jack Manders (fb-lb-hb-db-k)	1933-40	8	11	6	2	133/x	40/x	367
8	Rick Casares (fb)	1955-64	10	49	10	0	0/0	0/0	354
9	Gale Sayers (rb)	1965-71	7	39	9	8	0/0	0/0	336
10	Ken Kavanaugh (e)	1940-41, 45-50	8	0	50	2	1/1	0/0	313
11	Johnny Lujack (qb-k)	1948-51	4	21	0	0	130/136	4/9	268
12	Harlon Hill (e)	1954-61	8	0	40	0	0/0	0/0	240
13	George McAfee (hb-db)	1940-41, 45-50	8	22	11	6	0/0	0/0	234
14	Ray (Scooter) McLean (hb-db)	1940-47	8	6	21	3	45/54	0/1	225
15	Willie Galimore (rb)	1957-63	7	26	10	1	0/0	0/0	222
	Johnny Morris (rb-wr)	1958-67	10	5	31	1	0/0	0/0	222
17	Mike Ditka (te)	1961-66	6	0	34	2	0/0	0/0	216
18	Hugh Gallarneau (hb)	1941-42, 45-47	5	26	7	2	0/0	0/0	210
	Dick Gordon (wr)	1965-71	7	0	35	0	0/0	0/0	210
20	Willie Gault (wr)	1983-87	5	0	27	1	0/0	0/0	168
21	Bill McColl (e)	1952-59	8	0	25	1	0/0	0/0	156
22	Jim Keane (e)	1946-51	6	0	23	0	0/0	0/0	138
	Matt Suhey (fb)	1980-88	9	19	4	0	0/0	0/0	138
24	Dennis McKinnon (wr)	1983-85, 87-88	5	1	18	3	0/0	0/0	132
25	Gary Famiglietti (fb-hb)	1938-45	8	20	1	0	1/2	0/0	127
26	Bill Osmanski (fb)	1939-43, 46-47	7	20	1	0	0/0	0/0	126
	George Gulyanics (hb)	1947-52	6	19	2	0	0/0	0/0	126
28	Bobby Douglass (qb)	1969-75	7	20	0	0	1/1	0/0	121
29	Bill Karr (e)	1933-38	6	1	18	1	0/0	0/0	120
	James Scott (wr)	1976-80, 82	6	0	20	0	0/0	0/0	120
31	Joe Maniaci (fb-hb)	1938-41	4	12	0	2	24/25	3/6	117
32	Harry Clark (hb-db)	1940-43	4	8	9	2	1/1	0/0	115
33	Julie Rykovich (hb)	1949-51	3	17	2	0	0/0	0/0	114
	Neal Anderson (rb)	1986-88	3	15	4	0	0/0	0/0	114
35	Bronko Nagurski (fb)	1930-37, 43	9	18	0	0	4/x	0/0	112

x complete figures unavailable.

## CAREER LEADING PUNT RETURNERS

25 + Punt Returns

No.	Player	Seasons	Years	No.	Yards	Avg.	TD
1	Ray (Scooter) McLean	1940-47	8	42	622	14.8	3
2	Gale Sayers	1965-71	7	27	391	14.5	2
3	George McAfee	1940-41, 45-50	8	112	1,431	12.8	2
4	J.R. Boone	1948-51	4	56	635	11.3	0
5	Dennis McKinnon	1983-85, 87-88	5	117	1,104	9.4	3
6	Jeff Fisher	1981-84	4	123	1,137	9.2	1
7	Johnny Morris	1958-67	10	104	893	8.6	1
	Virgil Livers	1975-79	5	86	738	8.6	0
9	Lew Barnes	1986	1	59	482	8.5	0
10	Steve Schubert	1975-79	5	103	866	8.4	3
11	Ken Taylor	1985	1	25	198	7.9	0
12	Lenny Walterscheid	1977-82	5	57	424	7.4	0
13	Wilford White	1951-52	2	37	248	6.7	0
14	Jon Arnett	1964-66	3	45	298	6.6	0

## CAREER LEADING PUNTERS

		75 + Punts				
No.	Player	Seasons	Years	No.	Yards	Avg.
1	George Gulyanics	1947-52	6	113	5,032	44.5
2	Bobby Joe Green	1962-73	12	833	35,057	42.1
3	Fred (Curley) Morrison	1950-53	4	243	10,170	41.9
4	Maury Buford	1985-86	2	137	5,720	41.8
5	Bryan Wagner	1987-88	2	115	4,743	41.2
6	Ed Brown	1954-61	8	343	13,912	40.6
7	Dave Finzer	1984	1	83	3,328	40.1
8	Edmund (Zeke) Bratkowski	1954, 57-60, 72	6	76	3,023	39.8
9	Bob Parsons	1972-83	12	884	34,180	38.7
10	Sid Luckman	1939-50	12	230	8,842	38.4

## CAREER LEADING KICKOFF RETURNERS

		25 + Kickoff Returns					
No.	Player	Seasons	Years	No.	Yards	Avg.	TD
1	Gale Sayers	1965-71	7	91	2,781	30.6	6
2	Ron Smith	1965, 70-72	4	85	2,263	26.6	1
3	Willie Galimore	1957-63	7	43	1,100	25.6	1
4	Charlie Bivins	1960-65	7	62	1,531	24.7	0
5	Lenny Walterscheid	1977-82	6	34	833	24.5	0
6	Cecil Turner	1968-73	6	108	2,616	24.2	4
7	Willie Gault	1983-86	5	37	885	23.9	1
8	Roosevelt Taylor	1961-69	9	25	598	23.9	0
9	Ron Drzewiecki	1955, 57	2	38	906	23.8	0
10	Brian Baschnagel	1976-83	8	89	2,104	23.6	0
11	Ike Hill	1973-74	2	27	637	23.6	1
12	Dick Gordon	1965-71	7	58	1,362	23.5	0
13	Johnny Morris	1958-67	10	54	1,267	23.5	0
14	Dennis Gentry	1982-88	7	117	2,741	23.4	3

## CAREER LEADING RECEIVERS (YARDAGE)

No.	Players (Pos.)	Seasons	Years	Yards	No.	Avg.	TD
1	Johnny Morris (wr)	1958-67	10	5,059	356	14.2	31
2	Harlon Hill (wr)	1954-61	8	4,616	226	20.4	40
3	Mike Ditka (te)	1961-66	6	4,503	316	14.3	34
4	Walter Payton (rb)	1975-87	13	4,538	492	9.2	15
5	Willie Gault (wr)	1983-87	5	3,650	184	19.8	27
6	Ken Kavanaugh (e)	1940-41, 45-50	8	3,626	162	22.4	50
7	Dick Gordon (wr)	1965-71	7	3,550	238	14.9	35
8	James Scott (wr)	1976-80, 82	6	3,202	177	18.1	20
9	Jim Dooley (wr)	1952-54, 56-57, 59-62	9	3,172	211	15.0	16
10	Jim Keane (e)	1946-51	6	3,031	206	14.7	23
11	Bill McColl (e)	1952-59	8	2,815	201	14.0	25
12	Emery Moorehead (te)	1981-88	8	2,730	200	13.7	14
13	Dennis McKinnon (wr)	1983-85, 87-88	5	2,335	154	15.2	18
14	Ray (Scooter) McLean (rb)	1940-47	8	2,232	103	21.7	21
15	Matt Suhey (rb)	1980-88	9	2,036	250	8.1	4
16	Brian Baschnagel (wr)	1976-84	9	2,024	134	15.1	9
17	George Farmer (wr)	1970-75	6	1,909	113	16.9	10
18	Gene Schroeder (e)	1951-52, 54-57	6	1,870	104	18.0	13
19	John Hoffman (e)	1949-56	8	1,870	136	13.8	9
20	Rick Casares (fb)	1955-64	10	1,538	182	8.5	10
21	Rickey Watts (wr)	1979-82	4	1,411	82	17.4	8
22	Ron Bull (rb)	1962-70	9	1,404	163	8.6	4
23	Bob Wallace (wr)	1968-72	5	1,403	109	12.9	9
24	George Wilson (e)	1937-46	10	1,342	111	12.1	15
25	Ken Margerum (wr)	1981-83, 85-86	5	1,317	91	14.5	8
26	Gale Sayers (rb)	1965-71	7	1,307	112	11.7	9

## CAREER LEADING RECEIVERS (CATCHES)

No.	Player	Seasons	Years	No.	Yards	Avg.	TD
1	Walter Payton (rb)	1975-87	13	492	4,538	9.2	15
2	Johnny Morris (rb-wr)	1958-67	10	356	5,059	14.2	31
3	Mike Ditka (te)	1961-66	6	316	4,503	14.3	34
4	Matt Suhey (fb)	1980-88	9	250	2,036	8.1	4
5	Dick Gordon (wr)	1965-71	7	238	3,550	14.9	35
6	Harlon Hill (e)	1954-61	8	226	4,616	20.4	40
7	Jim Dooley (wr)	1952-54, 56-57, 59-62	9	211	3,172	15.0	16
8	Jim Keane (e)	1946-51	6	206	3,031	14.7	23
9	Bill McColl (e)	1952-59	8	201	2,815	14.0	25
10	Emery Moorehead (te)	1981-88	8	200	2,730	13.7	14
11	Willie Gault (wr)	1983-87	5	184	3,650	19.8	27
12	Rick Casares (fb)	1955-64	10	182	1,538	8.5	10
13	James Scott (wr)	1976-80, 82	6	177	3,202	18.1	20
14	Ronnie Bull (hb-fb)	1962-70	9	163	1,404	8.6	4
15	Ken Kavanaugh (e)	1940-41, 45-50	8	162	3,626	22.4	50
16	Dennis McKinnon (wr)	1983-85, 87-88	5	154	2,335	15.2	18
17	John Hoffman (e)	1949-56	8	136	1,870	13.8	9
18	Brian Baschnagel (wr)	1976-84	9	134	2,024	15.1	9
19	Roland Harper (rb)	1975-78, 80-82	7	128	1,013	7.9	3
20	George Farmer (wr)	1970-75	6	113	1,909	16.9	10
21	Gale Sayers (hb)	1965-71	7	112	1,307	11.7	9
22	George Wilson (e)	1937-46	10	111	1,342	12.1	15
23	Bob Wallace (wr)	1968-72	5	109	1,403	12.9	9
24	Gene Schroeder (e)	1951-52, 54-57	6	104	1,870	18.0	13
25	Ray (Scooter) McLean (rb)	1940-47	8	103	2,232	21.7	21

## ANNUAL RUSHING LEADERS

Year	Player	Yards	Att.	TD	Year	Player	Yards	Att.	TD
1988	Anderson, Neal	1,106	249	12	1959	Casares, Rick	699	177	10
1987	Anderson, Neal	586	129	3	1958	Casares, Rick	651	176	2
1986	Payton, Walter	1,333	321	8	1957	Casares, Rick	700	204	6
1985	Payton, Walter	1,551	324	9	* 1956	Casares, Rick	1,126	234	12
1984	Payton, Walter	1,684	381	11	1955	Casares, Rick	672	125	4
1983	Payton, Walter	1,421	314	6	1954	Jagade, Chick	498	157	3
1982	Payton, Walter	596	148	1	1953	Morrison, Fred	307	95	2
1981	Payton, Walter	1,222	339	6	1952	Morrison, Fred	367	95	3
1980	Payton, Walter	1,460	317	6	1951	Dottley, John	670	127	3
1979	Payton, Walter	1,610	369	14	1950	Gulyanics, George	571	146	2
1978	Payton, Walter	1,395	333	11	1949	Gulyanics, George	452	102	5
* 1977	Payton, Walter	1,852	339	14	1948	Gulyanics, George	439	119	4
1976	Payton, Walter	1,390	311	13	1947	Osmanski, Joe	328	64	1
1975	Payton, Walter	679	196	7	1946	Gallerneau, Hugh	476	112	6
1974	Grandberry, Ken	475	144	2	1945	Margarita, Bob	497	112	3
1973	Garrett, Carl	655	175	5	1944	Margarita, Bob	463	88	4
1972	Douglass, Bobby	968	141	8	1943	Clark, Harry	556	120	3
1971	Shy, Don	420	116	2	1942	Famiglietti, Gary	503	118	8
1970	Montgomery, Ross	229	62	0	1941	McAfee, George	474	65	6
* 1969	Sayers, Gale	1,032	236	8	1940	Nolling, Ray	373	78	1
1968	Sayers, Gale	856	138	2	* 1939	Osmanski, Bill	699	121	7
1967	Sayers, Gale	880	186	7	1938	Nolling, Ray	297	63	2
* 1966	Sayers, Gale	1,231	229	8		Francis, Sam	297	85	3
1965	Sayers, Gale	867	166	14	1937	Nolling, Ray	424	106	2
1964	Arnett, Jon	400	119	1	1936	Nagurski, Bronko	529	122	3
1963	Marconi, Joe	446	118	2	1935	Ronzani, Gene	356	79	2
1962	Marconi, Joe	406	89	5	* 1934	Feathers, Beattie	1,004	101	8
1961	Galimore, Willie	707	153	4	1933	Nagurski, Bronko	533	128	1
1960	Casares, Rick	566	160	5					

\*Led NFL

## ANNUAL PASSING LEADERS

Year	Player	Att.	Comp.	Yards	TD	Int.	Rating
1988	McMahon, Jim	192	114	1,346	6	7	76.0
1987	McMahon, Jim	210	125	1,639	12	8	87.4
1986	McMahon, Jim	150	77	995	5	8	61.4
1985	McMahon, Jim	313	178	2,392	18	11	82.8
1984	McMahon, Jim	143	85	1,146	8	2	97.8
1983	McMahon, Jim	295	175	2,184	12	13	77.7
1982	McMahon, Jim	210	120	1,501	9	7	80.1
1981	Evans, Vince	436	195	2,354	11	20	51.0
1980	Evans, Vince	278	148	2,039	11	16	66.1
1979	Phipps, Mike	255	134	1,535	9	8	69.7
1978	Avellini, Bob	264	141	1,718	5	16	54.6
1977	Avellini, Bob	293	194	2,004	11	18	61.7
1976	Avellini, Bob	271	118	1,580	8	15	49.7
1975	Avellini, Bob	126	67	942	6	11	57.4
	Huff, Gary	205	114	1,083	3	9	57.1
1974	Huff, Gary	283	142	1,663	6	17	50.4
1973	Douglass, Bobby	174	81	1,057	5	7	59.2
1972	Douglass, Bobby	198	75	1,246	9	12	49.5
1971	Douglass, Bobby	225	91	1,164	7	15	38.7
1970	Concannon, Jack	385	194	2,130	16	18	61.6
1969	Concannon, Jack	160	87	1,783	4	8	31.3
	Douglass, Bobby	148	68	773	5	8	50.9
1968	Concannon, Jack	143	71	715	5	9	49.8
1967	Concannon, Jack	186	92	1,260	6	14	51.0
1966	Bukich, Rudy	309	147	1,858	10	21	49.1
1965	Bukich, Rudy	312	176	2,641	20	9	93.6
*1964	Bukich, Rudy	160	99	1,099	12	7	89.0
1963	Wade, Bill	356	192	2,301	15	12	73.8
1962	Wade, Bill	412	225	3,172	18	24	70.2
1961	Wade, Bill	250	139	2,258	22	13	93.7
1960	Brown, Ed	149	59	1,079	7	11	50.1
1959	Brown, Ed	247	125	1,881	13	10	77.0
1958	Brown, Ed	218	102	1,418	10	17	51.0
1957	Brown, Ed	185	84	1,321	6	16	44.5
*1956	Brown, Ed	168	96	1,667	11	12	83.1
1955	Brown, Ed	164	85	1,307	9	10	71.4
1954	Bratkowski, Zeke	130	67	1,087	8	17	60.9
1953	Blanda, George	362	169	2,164	14	24	51.3
1952	Romanik, Steve	126	49	772	4	11	34.5
1951	Lujack, Johnny	176	85	1,295	3	8	59.9
1950	Lujack, Johnny	254	121	1,731	4	21	40.9
1949	Lujack, Johnny	312	162	2,658	23	22	75.9

## ANNUAL SACK LEADERS

Year	Player	No.	Yards	Year	Player	No.	Yards
1988	McMichael, Steve	11.5	95.0	1979	Osborne, Jim	10.5	79.0
1987	Dent, Richard	13.5	94.0	1978	Page, Alan	11.5	94.0
1986	Dent, Richard	11.5	87.0	1977	Rydalch, Ron	9.5	81.0
*1985	Dent, Richard	17.0	133.5	1976	Osborne, Jim	15.0	129.0
1984	Dent, Richard	17.5	140.5	1975	Chambers, Wally	14.0	105.0
1983	Hartenstine, Mike	12.0	91.5	1974	Chambers, Wally	6.0	53.0
1982	Hampton, Dan	7.0	57.0	1973	Osborne, Jim	11.5	92.0
1981	Page, Alan	9.0	84.0	1972	Osborne, Jim	6.0	N/A
	Hampton, Dan	9.0	77.0	1971	Holman, Willie	13.5	N/A
1980	Hampton, Dan	11.5	108.5	1970	Holman, Willie	14.0	N/A

\*Led NFL

## ANNUAL RECEIVING LEADERS (CATCHES)

Year	Player	No.	Yards	TD	Year	Player	No.	Yards	TD
1988	McKinnon, Dennis	45	704	3	1960	Dewveall, Willard	43	804	5
1987	Anderson, Neal	47	467	3	1959	Dooley, Jim	41	580	3
1986	Gault, Willie	42	818	5	1958	McColi, Bill	35	517	8
1985	Payton, Walter	49	483	2	1957	Dooley, Jim	37	530	1
1984	Payton, Walter	45	368	0	1956	Hill, Harlon	47	1,128	11
1983	Payton, Walter	53	607	2	1955	Hill, Harlon	42	789	9
1982	Suhey, Matt	36	333	0	1954	Hill, Harlon	45	1,124	12
1981	Payton, Walter	41	379	2	1953	Dooley, Jim	53	841	4
1980	Payton, Walter	46	367	1	1952	Schroeder, Gene	39	660	6
1979	Williams, Dave	42	354	5	1951	Hoffman, John	28	394	2
1978	Payton, Walter	50	480	0	1950	Keane, Jim	36	433	0
1977	Scott, James	50	809	3	1949	Keane, Jim	47	696	6
1976	Harper, Roland	29	291	1	1948	Keane, Jim	30	414	3
1975	Rather, Bo	39	685	2	*1947	Keane, Jim	64	910	10
1974	Wade, Charlie	39	683	1	1946	Kavanaugh, Ken	18	337	5
1973	Garrett, Carl	23	292	0	1945	Wilson, George	28	259	3
1972	Thomas, Earl	20	365	3	1944	Wilson, George	24	265	4
1971	Farmer, George	46	737	5	1943	Clark, Harry	23	535	7
*1970	Gordon, Dick	71	1,026	13	1942	McLean, Ray	19	571	8
1969	Wallace, Bob	47	553	5	1941	Plasman, Dick	14	283	0
1968	Gordon, Dick	29	477	4	1940	Kavanaugh, Ken	12	276	3
1967	Gordon, Dick	31	524	5	1939	Plasman, Dick	19	403	3
1966	Sayers, Gale	34	447	2	1938	Karr, William	14	253	4
1965	Morris, Johnny	53	846	4	1937	McDonald, Lester	11	179	4
*1964	Morris, Johnny	93	1,200	10	1936	Hewitt, Bill	15	358	6
1963	Diitka, Mike	59	794	8	1935	Johnsos, Luke	19	298	4
1962	Diitka, Mike	58	904	5	1934	Hewitt, Bill	10	151	5
	Morris, Johnny	58	889	5	1933	Hewitt, Bill	16	273	2
1961	Diitka, Mike	56	1,076	12	1932	Johnson, Luke	24	321	2

## ANNUAL RECEIVING LEADERS (YARDAGE)

Year	Player	Yards	No.	TD	Year	Player	Yards	No.	TD
1988	McKinnon, Dennis	704	45	3	1960	Dewveall, Willard	804	43	5
1987	Gault, Willie	705	35	7	1959	Dooley, Jim	580	41	3
1986	Gault, Willie	818	42	5	1958	McColi, Bill	517	35	8
1985	Gault, Willie	704	33	1	1957	Dooley, Jim	530	37	1
1984	Gault, Willie	587	34	6	1956	Hill, Harlon	1,128	47	1
1983	Gault, Willie	836	40	8	1955	Hill, Harlon	789	42	9
1982	Moorehead, Emery	363	30	5	1954	Hill, Harlon	1,124	45	12
1981	Margerum, Ken	584	39	1	1953	Dooley, Jim	841	53	4
1980	Scott, James	696	36	3	1952	Schroeder, Gene	660	39	6
1979	Baschnagel, Brian	452	30	2	1951	Schroeder, Gene	461	24	3
1978	Scott, James	759	42	5	1950	Keane, Jim	433	36	0
1977	Scott, James	809	50	3	1949	Keane, Jim	696	47	6
1976	Scott, James	512	26	6	1948	Keane, Jim	414	30	3
1975	Rather, Bo	685	39	2	1947	Keane, Jim	910	64	10
1974	Wade, Charles	683	39	1	1946	McLean, Ray	348	17	2
1973	Thomas, Earl	343	24	4	1945	Kavanaugh, Ken	539	35	6
1972	Farmer, George	380	14	2	1944	McLean, Ray	414	19	5
1971	Farmer, George	737	46	5	1943	Clark, Harry	535	23	7
1970	Gordon, Dick	1,026	71	13	1942	McLean, Ray	571	19	8
1969	Wallace, Bob	553	47	5	1941	Kavanaugh, Ken	314	11	6
1968	Gordon, Dick	477	29	4	1940	Kavanaugh, Ken	276	12	3
1967	Gordon, Dick	534	31	5	1939	Plasman, Dick	403	19	3
1966	Jones, Jimmie	504	28	5	1938	Karr, Bill	253	14	4
1965	Morris, Johnny	846	53	4	1937	Manske, Eggs	225	9	3
*1964	Morris, Johnny	1,200	93	10	1936	Hewitt, Bill	358	15	6
1963	Diitka, Mike	794	59	8	1935	Johnsos, Luke	298	19	4
1962	Diitka, Mike	904	58	5	1934	Hewitt, Bill	151	10	5
1961	Diitka, Mike	1,076	56	12	1933	Hewitt, Bill	273	16	2

\*Led NFL

## ANNUAL KICKOFF RETURN LEADERS

Year	Player	No.	Yards	Avg.	Year	Player	No.	Yards	Avg.
1988	Gentry, Dennis	27	578	21.4	1964	Martin, Billy	24	534	22.3
1987	Gentry, Dennis	25	621	24.8	1963	Bull, Ronnie	7	105	15.0
*1986	Gentry, Dennis	20	576	28.8	1962	Martin, Billy	25	515	20.6
1985	Gault, Willie	22	577	26.2	1961	Bivins, Charles	25	669	26.7
1984	Cameron, Jack	26	485	18.7	1960	Galimore, Willie	12	292	24.3
1983	Gault, Willie	13	276	21.2	1959	Morris, Johnny	17	438	25.8
1982	Watts, Rickey	14	330	23.6	1958	Morris, Johnny	16	399	24.9
1981	Williams, Dave	23	486	21.1	1957	Drzewiecki, Ron	13	315	24.2
1980	Williams, Dave	27	666	24.7	1956	Bingham, Don	17	444	26.1
1979	Walterscheid, Len	19	427	22.5	1955	Drzewiecki, Ron	25	591	23.6
1978	Baschnagel, Brian	20	455	22.8	1954	Jagade, Chick	11	195	17.7
1977	Baschnagel, Brian	23	557	24.2	1953	Macon, Ed	13	373	28.7
1976	Baschnagel, Brian	29	754	26.0	1952	Macon, Ed	9	299	33.2
*1975	Payton, Walter	14	144	31.7	1951	Morrison, Fred	13	353	27.2
1974	Grandberry, Ken	22	568	25.8	1950	Hunsinger, Chuck	23	343	14.9
*1973	Garrett, Carl	16	486	30.4	1949	Dreyer, Fred	13	338	26.0
*1972	Smith, Ron	30	924	30.8	1948	Minini, Frank	12	370	30.8
1971	Smith, Ron	26	671	25.8	1947	Minini, Frank	11	261	23.7
1970	Turner, Cecil	23	752	32.7	1946	Osmanski, Bill	8	203	25.4
1969	Sayers, Gale	14	339	24.2	1945	Margarita, Bob	10	155	15.5
1968	Turner, Cecil	20	363	18.2	1944	Margarita, Bob	12	279	23.3
*1967	Sayers, Gale	16	603	37.7	1943	Clark, Harry	13	326	25.1
*1966	Sayers, Gale	23	718	31.2	1942	Gallarneau, Hugh	6	151	25.2
1965	Sayers, Gale	21	660	31.4	1941	McAfee, George	7	223	31.9

## ANNUAL SCORING LEADERS

Year	Player	TD	PAT	FG	Pts.
1988	Butler, Kevin	0	37	15	82
1987	Butler, Kevin	0	28	19	85
1986	Butler, Kevin	0	36	28	120
*1985	Butler, Kevin	0	51	31	144
1984	Thomas, Bob	0	35	22	101
1983	Thomas, Bob	0	35	14	77
1982	Moorehead, Emery	5	0	0	30
1981	Roveto, John	0	19	10	49
1980	Thomas, Bob	0	35	13	74
1979	Payton, Walter	16	0	0	96
1978	Thomas, Bob	0	26	17	77
1977	Payton, Walter	16	0	0	96
1976	Payton, Walter	13	0	0	78
1975	Thomas, Bob	0	18	13	57
1974	Roder, Mirro	0	18	13	57
1973	Roder, Mirro	0	11	8	35
1972	Percival, Mac	0	26	12	62
1971	Percival, Mac	0	18	15	63
1970	Percival, Mac	0	28	20	88
1969	Percival, Mac	0	26	8	50
1968	Percival, Mac	0	25	25	100
1967	Sayers, Gale	12	0	0	72
1966	LeClerc, Roger	0	24	18	78
*1965	Sayers, Gale	22	0	0	132
1964	Morris, Johnny	10	0	0	60
1963	Ditka, Mike	8	0	0	48
1962	LeClerc, Roger	0	36	13	75
1961	Ditka, Mike	12	0	0	72
1960	Aveni, John	0	23	7	44
1959	Casares, Rick	12	0	0	72
1958	Galimore, Willie	12	0	0	72
1957	Blanda, George	1	23	14	71
1956	Casares, Rick	14	0	0	84
1955	Blanda, George	2	37	11	82
1954	Hill, Harlon	12	0	0	72

\*Led NFL

## ANNUAL PUNTING LEADERS

Year	Player	No.	Avg.
1988	Wagner, Bryan	79	41.5
1987	Wagner, Bryan	36	40.6
1986	Buford, Maury	69	41.3
1985	Buford, Maury	68	42.2
1984	Finzer, Dave	83	40.1
1983	Parsons, Bob	79	36.9
1982	Parsons, Bob	58	41.3
1981	Parsons, Bob	114	39.7
1980	Parsons, Bob	79	40.6
1979	Parsons, Bob	92	37.9
1978	Parsons, Bob	96	37.0
1977	Parsons, Bob	80	40.4
1976	Parsons, Bob	99	37.6
1975	Parsons, Bob	93	39.0
1974	Parsons, Bob	90	37.8
1973	Green, Bobby Joe	82	40.5
1972	Green, Bobby Joe	67	41.2
1971	Green, Bobby Joe	77	40.1
1970	Green, Bobby Joe	83	40.9
1969	Green, Bobby Joe	76	39.0
1968	Green, Bobby Joe	27	42.3
1967	Green, Bobby Joe	79	42.9
1966	Green, Bobby Joe	80	41.9
1965	Green, Bobby Joe	58	42.7
1964	Green, Bobby Joe	71	44.5
1963	Green, Bobby Joe	64	46.5
1962	Green, Bobby Joe	69	43.7
1961	Brown, Ed	59	42.2
1960	Brown, Ed	56	39.8
1959	Brown, Ed	64	41.2
1958	Brown, Ed	27	42.2
1957	Brown, Ed	34	40.1
1956	Brown, Ed	42	39.1
1955	Brown, Ed	44	40.1
1954	Bratkowski, Zeke	39	41.0

## ANNUAL PUNT RETURN LEADERS

Year	Player	No.	Yards	Avg.	Year	Player	No.	Yards	Avg.
1988	McKinnon, Dennis	34	277	8.1	1963	Morris, Johnny	16	164	10.3
1987	McKinnon, Dennis	40	405	10.1	1962	Morris, Johnny	20	208	10.4
1986	Barnes, Lew	57	482	8.5	1961	Morris, Johnny	23	155	6.7
1985	Taylor, Ken	25	198	7.9	1960	Morris, Johnny	13	75	5.8
1984	Fisher, Jeff	58	492	8.5	*1959	Morris, Johnny	14	171	12.2
1983	McKinnon, Dennis	34	316	9.3	1958	Morris, Johnny	14	96	6.9
1982	Fisher, Jeff	9	65	7.2	1957	Drzewiecki, Ron	22	64	2.9
1981	Fisher, Jeff	43	509	11.8	1956	Jeter, Perry	6	66	11.0
1980	Walterscheid, Lenny	33	239	7.2		Smith, Ray	6	66	11.0
1979	Schubert, Steve	25	238	9.5	1955	Drzewiecki, Ron	20	100	5.0
1978	Schubert, Steve	27	229	8.5	1954	Stone, Billy	14	40	2.9
1977	Schubert, Steve	31	291	9.4	1953	Macon, Ed	17	68	4.0
1976	Livers, Virgil	28	205	7.3	1952	White, Wilford	23	117	5.1
1975	Livers, Virgil	42	456	10.9	1951	White, Wilford	14	131	9.4
1974	Hill, Ike	33	183	5.5	1950	McAfee, George	33	284	8.6
1973	Hill, Ike	36	204	5.7	1949	McAfee, George	24	279	11.6
1972	Smith, Ron	26	163	6.3	*1948	McAfee, George	30	417	13.9
1971	Smith, Ron	26	194	7.5	1947	McAfee, George	18	261	14.5
1970	Cole, Linzy	14	83	5.9	1946	Gallarneau, Hugh	10	99	9.9
1969	Lyle, Garry	12	78	6.5	1945	Margarita, Bob	7	66	9.4
1968	Turner, Cecil	9	19	2.1	1944	Grygo, Al	11	100	9.1
1967	Gordon, Dick	12	82	6.8	1943	Clark, Harry	10	158	15.8
1966	Arnett, Jon	15	58	3.9	1942	Gallarneau, Hugh	9	101	11.2
1965	Sayers, Gale	16	238	14.9	1941	Swisher, Bob	7	101	14.4
1964	Arnett, Jon	19	188	9.9		McAfee, George	5	158	31.6

## ANNUAL INTERCEPTION LEADERS

Year	Player	No.	Yards	Year	Player	No.	Yards
1988	Jackson, Vestee	8	94	1966	Petitbon, Richie	4	34
1987	Duerson, Dave	3	0	1965	Butkus, Dick	5	84
1986	Richardson, Mike	7	69	1964	Caroline, J.C.	2	84
1985	Frazier, Leslie	6	119		Whitsell, Dave	2	57
1984	Fencik, Gary	5	102		Taylor, Roosevelt	2	45
1983	Frazier, Leslie	7	135		McRae, Bennie	2	44
1982	Schmidt, Terry	4	39		George, Bill	2	28
1981	Fencik, Gary	6	121	*1963	Taylor, Roosevelt	9	172
1980	Walterscheid, Lenny	4	84	1962	Petitbon, Richie	6	212
1979	Schmidt, Terry	6	44	1961	Whitsell, Dave	6	123
	Fencik, Gary	6	31	1960	Caroline, J.C.	3	31
1978	Fencik, Gary	4	77	1959	Barnes, Erich	5	67
1977	Ellis, Allan	6	23	1958	Sumner, Charles	6	67
1976	Brupbacher, Ross	7	49	1957	Johnson, Jack	4	36
1975	Clemons, Craig	2	109	1956	Caroline, J.C.	6	182
	Plank, Doug	2	50	1955	Sumner, Charles	7	162
	Livers, Virgil	2	40	1954	Whitman, S.J.	5	117
	Ellis, Allan	2	4	1953	Kindt, Don	6	172
1974	Clemons, Craig	4	84	1952	Dooley, Jim	5	30
1973	Lyle, Garry	5	62	1951	Schroeder, Gene	5	62
1972	Ford, Charlie	7	104	1950	Davis, Harper	5	59
1971	Ford, Charlie	5	46	1949	McAfee, George	6	76
1970	Buffone, Doug	4	33	1948	Lujack, Johnny	8	131
1969	Taylor, Joe	3	37	1947	Mullins, Noah	6	113
	Daniels, Dick	3	37	1946	Farris, Tom	4	43
	Youngblood, George	3	22	1945	Margarita, Bob	6	79
1968	McRae, Bennie	4	41	1944	Grygo, Al	4	79
1967	McRae, Bennie	5	94	1943	Clark, Harry	5	32
	Petitbon, Richie	5	93	*1942	Turner, Clyde	8	96
	Taylor, Roosevelt	5	19	1941	McAfee, George	6	78

\*Led NFL

## 100-YARD RUSHING GAMES

11/20/77	Walter Payton	40-275	11/30/69	Gale Sayers	20-126
10/30/77	Walter Payton	23-205	9/2/79	Walter Payton	36-125
11/3/68	Gale Sayers	24-205	11/26/33	Bronko Nagurski	18-124
12/18/66	Gale Sayers	17-197	10/21/56	Rick Casares	22-124
11/3/85	Walter Payton	28-192	11/6/66	Gale Sayers	21-124
11/13/77	Walter Payton	33-192	11/27/80	Walter Payton	18-123
12/16/56	Rick Casares	17-190	10/1/78	Walter Payton	27-123
9/14/80	Walter Payton	18-183	9/4/88	Neal Anderson	24-123
12/5/76	Walter Payton	27-183	10/16/77	Walter Payton	24-122
9/9/79	Walter Payton	23-182	12/19/88	Neal Anderson	22-122
9/16/62	Willie Galimore	22-181	12/2/85	Walter Payton	23-121
9/9/84	Walter Payton	20-179	9/17/50	George Gulyanics	26-121
11/26/81	Walter Payton	38-179	10/5/52	Kayo Dottley	24-121
9/14/86	Walter Payton	34-177	12/16/62	Joe Marconi	13-121
12/9/84	Walter Payton	35-175	9/8/85	Walter Payton	17-120
11/27/66	Gale Sayers	19-172	12/17/67	Gale Sayers	19-120
12/11/77	Walter Payton	32-163	10/15/39	Bill Osmanski	15-119
10/29/78	Walter Payton	23-162	11/12/50	Chuck Hunsinger	14-119
9/18/83	Walter Payton	28-161	10/27/85	Walter Payton	19-118
9/18/77	Walter Payton	23-160	12/5/65	Gale Sayers	16-118
10/16/78	Walter Payton	22-157	11/18/51	Kayo Dottley	17-117
12/16/79	Walter Payton	33-157	12/9/56	Rick Casares	25-117
10/28/34	Beattie Feathers	15-155	11/26/67	Gale Sayers	18-117
10/7/79	Walter Payton	39-155	10/15/72	Bobby Douglass	11-117
9/30/84	Walter Payton	25-155	11/25/84	Walter Payton	23-117
10/20/57	Willie Galimore	24-153	9/20/87	Neal Anderson	16-117
9/19/76	Walter Payton	28-148	9/23/84	Walter Payton	24-116
12/18/83	Walter Payton	30-148	11/4/45	Bob Margarita	16-116
10/17/76	Walter Payton	27-145	11/24/57	Rick Casares	28-116
10/29/44	Al Grygo	13-144	11/2/69	Gale Sayers	20-116
11/26/78	Roland Harper	25-144	11/6/55	Bobby Watkins	14-115
10/27/68	Gale Sayers	18-143	11/6/55	Rick Casares	16-115
10/15/67	Gale Sayers	22-142	12/9/79	Walter Payton	25-115
10/2/39	Joe Maniaci	12-141	10/21/34	Beattie Feathers	7-114
10/10/76	Walter Payton	19-141	10/16/60	Johnny Morris	7-114
9/30/34	Beattie Feathers	2-140	11/2/58	Rick Casares	23-113
10/2/77	Walter Payton	19-140	11/9/58	Rick Casares	15-113
10/7/56	Rick Casares	24-139	11/28/65	Gale Sayers	13-113
11/9/86	Walter Payton	20-139	12/12/65	Gale Sayers	9-113
11/27/88	Neal Anderson	17-139	9/17/72	Jim Harrison	20-113
11/24/77	Walter Payton	20-137	11/4/79	Walter Payton	22-113
10/9/55	John Hoffman	18-135	9/7/86	Walter Payton	22-113
12/21/75	Walter Payton	25-134	10/21/85	Walter Payton	25-112
9/16/79	Walter Payton	22-134	10/21/51	Kayo Dottley	16-112
10/6/80	Walter Payton	28-133	10/14/56	Rick Casares	21-112
10/13/85	Walter Payton	24-132	12/1/68	Brian Piccolo	21-112
11/17/85	Walter Payton	22-132	11/9/69	Gale Sayers	28-112
10/7/34	Beattie Feathers	14-132	11/20/83	Matt Suhey	19-112
11/4/56	Rick Casares	25-132	12/6/81	Walter Payton	33-112
11/13/83	Walter Payton	25-131	12/6/85	Walter Payton	26-111
12/10/67	Gale Sayers	20-131	11/12/39	Bill Osmanski	18-111
12/7/80	Walter Payton	22-130	11/22/59	Rick Casares	21-111
12/20/80	Walter Payton	29-130	10/21/79	Walter Payton	23-111
12/3/44	Hank Margarita	9-129	11/4/84	Walter Payton	27-111
12/17/72	Bobby Douglass	14-127	9/16/84	Walter Payton	27-110
11/12/78	Walter Payton	23-127	10/19/75	Mike Adamle	17-110
10/10/77	Walter Payton	24-126			

## 100-Yard Games (con't.)

11/28/76	Walter Payton	27-110	10/3/76	Walter Payton	18-104
10/26/69	Gale Sayers	15-109	12/26/82	Walter Payton	20-104
11/14/76	Walter Payton	18-109	11/18/56	Rick Casares	27-104
11/5/78	Walter Payton	18-109	9/4/83	Walter Payton	20-103
1/2/83	Walter Payton	26-109	10/23/72	Jim Harrison	31-103
10/28/56	Perry Jeter	16-108	11/10/85	<b>Matt Suhey</b>	<b>16-102</b>
11/11/56	John Hoffman	18-108	11/24/85	Walter Payton	20-102
9/29/68	Gale Sayers	16-108	10/22/39	Joe Maniaci	15-102
11/10/85	Walter Payton	26-107	10/9/83	Walter Payton	20-102
10/30/80	Walter Payton	17-107	12/7/58	Rick Casares	22-102
10/25/81	Walter Payton	36-107	10/12/80	Walter Payton	23-102
10/9/66	Gale Sayers	18-106	12/4/77	Walter Payton	33-101
11/20/83	Walter Payton	22-106	10/10/34	Beattie Feathers	8-101
11/25/45	George McAfee	5-105	11/29/42	Gary Famiglietti	12-101
10/28/51	Kayo Dottley	17-105	10/21/74	Carl Garrett	23-101
9/15/68	Gale Sayers	15-105	9/3/78	Walter Payton	26-101
10/6/68	Gale Sayers	15-105	10/19/80	Walter Payton	27-101
11/15/81	Walter Payton	22-105	12/11/83	<b>Matt Suhey</b>	<b>17-101</b>
11/16/75	Walter Payton	23-105	10/14/84	Walter Payton	23-100
11/26/78	Walter Payton	27-105	11/20/49	John Hoffman	15-100
9/25/88	Neal Anderson	20-105	11/4/73	Bobby Douglass	19-100

## 300-YARD PASSING GAMES

12/11/49	Johnny Lujack	39-24-468	10/29/50	Johnny Lujack	39-20-331
11/18/62	Bill Wade	46-28-466	10/8/61	Bill Wade	25-13-330
11/14/43	Sid Luckman	32-21-433	11/25/62	Bill Wade	32-23-328
10/17/54	George Blanda	47-21-359	10/11/59	Ed Brown	29-14-323
10/14/62	Bill Wade	34-18-356	11/19/61	Bill Wade	34-18-323
12/17/61	Bill Wade	34-23-355	10/25/64	Bill Wade	57-33-321
12/12/65	Rudy Bukich	32-16-347	10/23/49	Johnny Lujack	52-29-319
10/19/47	Sid Luckman	26-18-342	10/21/62	Bill Wade	26-13-318
9/20/64	Bill Wade	31-23-341	12/7/80	Vince Evans	22-18-316
10/24/54	George Blanda	46-28-338	10/12/47	Sid Luckman	25-14-314
12/13/70	Jack Concannon	34-21-338	11/16/87	<b>Jim McMahon</b>	<b>34-21-311</b>
11/19/67	Jack Concannon	24-11-336	10/4/81	Vince Evans	43-26-307
10/16/83	Vince Evans	45-28-336	12/13/53	George Blanda	37-20-306
10/25/53	George Blanda	47-23-334	12/6/69	Virgil Carter	49-31-301
10/9/60	Ed Brown	21-13-333			

## 150-YARD PASS RECEIVING GAMES

10/31/54	Harlon Hill	7-214	12/15/63	Johnny Morris	8-171
11/18/62	Johnny Morris	10-201	10/25/64	Mike Ditka	13-168
10/21/56	Harlon Hill	9-198	10/25/53	Jim Dooley	6-164
11/25/56	Harlon Hill	7-195	11/20/60	Willard Dewveall	6-163
10/23/49	Jim Keane	14-193	12/14/47	Jim Keane	7-161
11/12/61	Mike Ditka	9-190	11/15/70	Dick Gordon	5-158
11/8/64	Johnny Morris	10-183	12/7/47	George McAfee	9-157
11/19/67	Dick Gordon	4-178	10/5/86	Keith Ortego	6-157
10/29/50	Ken Kavanaugh	8-177	12/9/62	Mike Ditka	6-155
10/19/81	Marcus Anderson	6-176	10/30/55	Harlon Hill	8-151
12/11/49	John Hoffman	8-174	12/16/51	Gene Schroeder	4-150
9/28/86	Willie Gault	7-174			

# BEAR HISTORICAL HIGHLIGHTS

## 1920's

**9/17/20**—George Halas representing the Decatur Staleys meets with representatives of 12 other clubs at Ralph Hay's Hupmobile showroom in Canton, O., forming the American Professional Football Association—which later became the NFL. Membership is set at \$100.

**1920**—The Staleys shutout 12 of their 13 foes, lose only to the Chicago Cardinals (7-6 at Normal Park) and post a 10-1-2 record. Each player is paid \$1,900 for the season.

**1921**—Decatur Staley AC becomes Chicago Staleys, plays in Wrigley Field, and wins the APFA title with 9-1-1 record. A. E. Staley gives George Halas the Club with \$5,000 to keep the Staley name for the season. Halas makes Dutch Sternaman his partner.

**1/28/22**—Franchise renamed Chicago Bears.

**11/27/22**—First Chicago player deal: Bears buy tackle Ed Healey's contract from the Rock Island Independents for \$100—twice the going rate for a franchise that season.

**12/7/24**—Harold Red Grange signs with Bears and pro football leaves its cradle. His agent C.C. (Cash & Carry) Pyle negotiates a \$100,000 deal with the Bears.

**11/26/25**—Halas takes the Bears and Grange on a 16-game coast-to-coast tour that sees the club play 16 games from Nov. 26 through Jan. 31 interrupted by a two-week rest. The Bears post a 11-4-1 record during the incredible endurance.

**11/26/25**—Grange's first game. . . 36,000 see Bears and Cardinals go 0-0 in Wrigley Field with Grange held to 36 yards.

**1/16/26**—Grange gets 2 TDs as the Bears impress 75,000 in the LA Coliseum beating the LA Tigers 17-7.

**3/1/26**—Bears open Loop offices at 111 W. Washington.

## 1930's

**1930**—After a 4-8-2 1929 season, George Halas replaces himself as head coach with Ralph Jones. Jones posts a 24-10-7 record during his three seasons.

Bears and Cardinals play football's first indoor game on an 80-yard field at Chicago Stadium. It's an exhibition for unemployment relief.

**11/16/31**—New Yorkers (including Gov. Alfred E. Smith and Mayor Jimmy Walker) in field boxes at \$100 a seat watch Bears top Giants

in Polo Grounds 12-6.

**12/18/32**—Bronko Nagurski hits Red Grange with a two-yard TD pass and the Bears top the Portsmouth Spartans 9-0 for the NFL championship. The game was played before 11,198 indoors at Chicago Stadium on an 80-yard field.

**1932**—Franchise loses \$18,000 prompting Dutch Sternaman to unload his half of the Bears to George Halas.

**1933**—George Halas returns as head coach and takes club out of town for training camp for the first time. University of Notre Dame is the host.

**11/5/33**—Boston Redskins delight home fans by whitewashing Bears 10-0 ending Chicago's 30-game unbeaten string.

**12/17/33**—Bears use rookie Jack Manders' accurate kicking for 11 points and defeat the Giants 23-21 in the NFL's first championship game.

**1934**—Halas University, the Bears alumni association begins. Annually, Bear veterans return during season for Homecoming Weekend.

—Bears hold training camp at Lane Tech High in the city.

**8/31/34**—A classic is born as 79,432 watch the NFL champion Bears held to a scoreless tie by the first College All-Star team in a game sponsored by Chicago Tribune Charities at Soldier Field.

**12/2/34**—Rookie Beattie Feathers becomes first pro back to rush for 1,000 yards with 1,004 to lead NFL.

**12/9/34**—Undefeated Bears slip before Giants in NFL title tilt at Polo Grounds 30-13 before 35,059. With Chicago leading 10-3 at the half, NY dons basketball sneakers and scores 27 points.

**1935**—Training camp is conducted at St. John's Military Academy in Delafield, Wis.

**1936**—Joe Stydahar, tackle, West Virginia, is the first Bear draft pick.

**12/12/37**—Bears win Western Division title but lose NFL Championship 28-21 to Redskins at Wrigley Field. Sammy Baugh hits 18 of 33 for 335 yards and 3 TDs. Jack Manders scores 15 of the Bears points. A Chicago player's share is \$127.78.

## 1940's

**12/8/40**—Ten Bears tally TDs as Chicago rips

Washington 73-0 for the NFL title before 36,034 in D.C. The rout signals the beginning of pro football's modern era with the formal unveiling of the T-formation. The Bears got \$873 per man.

1941—Bears new fight song—"Bear Down Chicago Bears" is published.

12/14/41—Bears and Packers agree their playoff game should be played to a "sudden-death" finish in event of tie. NFL adopts "sudden-death" plan 1/24/42.

12/13/42—George Halas departs for the US Navy prior to the NFL title game which Chicago loses 14-6 in Washington. Bears score on Lee Artoe's 50-yard fumble return.

1943—Hunk Anderson and Luke Johnsos coach the wartime Bears for the next three seasons compiling a 15-11-2 record.

11/14/43—Sid Luckman becomes the first pro to pass for over 400 yards in a game. He hits the Giants with 433 yards and seven TDs.

12/26/43—The Bears blast Washington 41-21 in Wrigley Field for the NFL title before 34,320 fans. Sid Luckman throws five TD passes (2 each to Harry Clark and Dante Magnani). Bronko Nagurski scores his last Bear TD, a 3-yard run.

12/15/46—With George Halas around for the full season, the Bears whip the Giants 24-14 before a record NFL title crowd of 58,346 in the Polo Grounds. After opening with a 21-yard TD pass to Ken Kavanaugh, Sid Luckman gets the winning score on a 19-yard bootleg.

1948—Bears make the first trade for a draft choice then select QB Bobby Layne.

12/11/49—Johnny Lujack sets NFL passing record with 468 yards against the Cardinals.

#### 1950's

12/17/50—Bears and Rams tie for Western Division title with 9-3 marks but Rams trip Bears in LA 24-14 breaking tie.

1956—Paddy Driscoll starts his two-year tour as head coach after George Halas retires for a third time. Driscoll's two teams own a 14-10-1 record.

12/30/56—Giants, with their sneakers again, trounce Chicago 47-7 before 56,836 in Yankee Stadium for NFL title.

11/2/58—Bears and Rams establish NFL attendance record drawing 90,833 paid in the L.A. Coliseum. Rams win 41-35.

#### 1960's

10/22/61—Bears destroy the scorching 49er shotgun formation 31-0 with Bill George playing middle guard and the defensive line stunting.

12/29/63—Bears intercept five YA Tittle passes and capture NFL title from Giants 14-10 in Wrigley Field before 45,801 and closed circuit TV. Champs share \$5,899 per man. QB Bill Wade gets both TDs on 2-and 1-yard runs.

1964—Flanker Johnny Morris catches NFL record 93 passes.

1965—Bears set standard for draft by selecting LB Dick Butkus and RB Gale Sayers on first round.

Rookie Sayers bursts into pro football with a NFL record 22 TDs.

12/12/65—Gale Sayers scores 6 TDs against 49ers.

1966—Gale Sayers sets NFL combined yards record with 2,440.

5/27/68—The all-time winningest coach in football history, George Halas, retires from coaching after 40 seasons with 326 wins, 150 defeats, 30 ties.

#### 1970's

3/19/70—George Halas elected president of the National Football Conference as NFL-AFL merge.

6/16/70—Bear running back Brian Piccolo dies of cancer. Club establishes Piccolo Fund, raising over \$1.5 million since for cancer fight.

12/13/70—Bears say goodbye to Wrigley Field trouncing Green Bay 35-17. They will make Soldier Field their home in 1971.

9/12/74—Jim Finks joins Bears as Vice President and General Manager after serving as Vikings' GM and NFL Management Council Advisor.

12/17/74—After three seasons and a record of 11-30-1, Abe Gibrone departs as head coach.

12/31/74—Former NFL star linebacker Jack Pardee is named Bear head coach—the first non-Bear to hold the job in the history of the club.

7/12/75—Bears open training camp at Lake Forest College after 31 seasons of training in Rensselaer, Ind.

**11/20/77**—Enroute to leading the NFL in rushing with a Bear record 1,852 yards, Walter Payton dashes through Vikings in Soldier Field for a NFL record 275 yards.

**12/18/77**—A 28-yard FG by Bob Thomas with nine seconds left in overtime gives Bears a six-game win streak, their first playoff spot in 14 years with 9-5 record, and a 12-9 win over the Giants.

**12/26/77**—Bears finish season with 37-7 playoff loss at Dallas but set 28 team records and play before a home record 401,513 fans for seven Soldier Field dates.

**1/19/78**—With a three-year record of 20-22, Jack Pardees resigns to seek Redskin coaching job.

**2/16/78**—Neil Armstrong, defensive coordinator of the Minnesota Vikings, becomes head coach.

**9/3/79**—Bears occupy \$1.6 million new headquarters named Halas Hall on Lake Forest College campus.

**12/16/79**—Massive heart attack claims George (Mugs) Halas at 54. Bears go on to rout St. Louis 42-6 while Dallas tips Washington 35-34. The combination sends 10-6 Bears to NFC playoffs.

**12/23/79**—After leading 17-10 at half, Bears drop 27-17 wildcard game at Philadelphia.

### 1980's

**10/6/80**—In 23-0 whitewash of Tampa Bay at Soldier Field (113th in Club history), Payton rushes for 133 and gains 14 more receiving to raise lifetime combined yardage to 9,492 and break Sayers' Club record.

**12/7/80**—Bears whip Packers 61-7 at Soldier Field equaling Club record for points and setting new standards for first downs (33) and pass completion percentage (83.3%, 20 of 24). QB Vince Evans throws for 316—most by a Bear in 10 years.

**1/4/82**—After four seasons and League record of 30-34, Neil Armstrong departs as head coach.

**1/20/82**—Mike Ditka, assistant offensive coach of the Dallas Cowboys, becomes head coach.

**8/24/83**—Jim Finks resigns as the Club's General Manager after nine seasons.

**10/5/83**—Bears' founder and owner George Halas, names Jerry Vainisi as the club's General Manager.

**10/31/83**—Bears' founder and owner, George Halas dies at the age of 88.

**11/11/83**—Michael B. McCaskey becomes the

Bears' 3rd president in the 65-year history of the franchise.

**2/19/84**—Rudy Custer, who served as business manager of the Bears for 38 years announces his retirement.

**11/25/84**—Bears defeat Vikings 34-3 at Minneapolis to clinch first divisional title ever.

**12/30/84**—Bears defeat Redskins 23-19 in divisional playoffs to advance to NFC Championship game. 49ers beat Bears, 23-0, in NFC final.

**1985**—Bears win first 12 games of season enroute to posting 15-1 regular season mark tying the most regular season wins by team in NFL history. Chicago claims second consecutive NFC Central title as club record 9 players are selected to Pro Bowl.

**1/5/86**—Bears host first playoff game since 1963 and shut-out New York Giants, 21-0, at Soldier Field.

**1/12/86**—Bears blank Los Angeles Rams, 24-0, in NFC Championship game and advance to Super Bowl XX to play New England Patriots.

**1/26/86**—Chicago sets seven Super Bowl records in first appearance including most points (46) and largest margin of victory (36) in 46-10 rout of Patriots. The game was witnessed by record-setting number of viewers via television worldwide and the Bears were greeted the next day by an estimated 500,000 people in ticker tape parade in downtown Chicago.

**1986**—Bears capture 3rd straight NFC Central title with 14-2 mark; defense allows NFL record-low 187 points. Bears lose opening round game of playoffs to Redskins, 27-13.

**12/20/87**—Walter Payton plays final regular season game at Soldier Field and rushes for 79 yards and scores 2 touchdowns. "Walter Payton Day" is celebrated prior to game when club president Michael McCaskey retires jersey number 34.

**1987**—Bears win fourth consecutive division title with 11-4 mark in strike interrupted season. Team posts four straight winning seasons, a feat last accomplished by Bears between 1946-51. Redskins come back from 14-0 deficit to beat Bears, 21-17, in playoffs.

**1988**—Bears post 12-4 record — tied for best in NFL — and advance to NFC Championship game before losing to eventual Super Bowl Champion San Francisco. Bears finish 5-year period (1984-88) with 62 wins — most by NFL team ever in 5-year span.

# GEORGE S. HALAS

February 2, 1895 – October 31, 1983

Leading the Chicago Bears for more than a half-century, George S. Halas, the team's founder and head coach for 40 years, was one of the most enduring personalities in sports history. Halas was active in the Bears since 1920 when he founded the team and 1988 represents the 70th year since the Bears came into being as the Decatur Staleys. No other football coach, professional or college, has equalled his personal winning record.

Halas was born and raised on Chicago's west side, prepped at Crane Tech High School before attending the University of Illinois where he earned a B.S. degree and lettered in football, basketball and baseball. After graduation in 1918, he went into the Navy for the first of his two tours of duty. He was named player of the game in the 1919 Rose Bowl as an end on that Great Lakes team that beat the Marines 17-0. A commander when he left active duty in 1946, Halas retired as a captain in the Naval Reserve. He was also awarded the Distinguished Citizens Award, the highest honor the Navy can bestow on a civilian.

After leaving the Navy, Halas played right field for the New York Yankees. A hip injury shortened his baseball career. Halas went to work for a Decatur, Illinois corn products firm owned by an enthusiastic sports fan, Mr. A. E. Staley. Mr. Staley, who sponsored a semi-pro baseball team and later that summer, commissioned Halas to organize an independent football team.

**PRO CAREER:** As a player, Halas set an NFL record that stood for 49 years. He ran 98 yards for a TD with a Jim Thorpe fumble in a 26-0 win over the Oorang Indians at Wrigley Field November 4, 1923. He played end for the Bears from 1920-29; he was named to the NFL All-Pro squad of the 1920's.

**PRO COACHING CAREER:** Four times, Halas interrupted his coaching activities of his own volition. He turned over the leadership to Ralph Jones from 1930 through 1932. When he left for the U.S. Navy on November 1, 1942, Luke Johnsos and "Hunk" Anderson shared head coaching responsibilities through '45. John "Paddy" Driscoll coached in 1956-57. Coincidentally, in '33 and again in '46 when Halas resumed duties after having been away, his Bears' won world championships immediately. During the 1940's, Halas' teams reached the height of its power with four straight Western Conference titles; three world championships; a fantastic four-season record (including preseason games) of 62 wins, 7 losses, 1 tie for a winning percentage of .899; 2,164 points against 842. The 1940 team, which defeated the Washington Redskins 73-0 for the world championship, was voted the greatest professional team of all time by the National Academy of Sports Editors in 1963. Resuming coaching in 1958, Halas needed a little more time to develop another championship and in 1963, the Bears won their eighth championship. The Associated Press, The Sporting News, and the United Press International named him Coach-of-the-Year after the 1963 and 1965 seasons. He is a charter member of the Pro Football Hall of Fame. He retired from coaching May 27, 1968.



## NO. 1 WINNING COACH OF ALL TIME

NAME & SEASONS ACTIVE	WON	LOST	TIED	PCT.
GEORGE S. HALAS (40)	326	151	30	.673
Paul (Bear) Bryant (38)	323	85	17	.780
A. A. Stagg (57)	314	199	35	.605

## HALAS' BEARS RECORDS

Longest run with opponent's fumble: 98 yards (TD) 11/4/23

## ALL-TIME COACHING RECORDS

Most wins: 326

Most consecutive regular season wins without defeat: 23-0-1 (1941-43); tied with old Canton Bulldogs

Most consecutive wins (all games): 18 (1933-34) & (1941-42)

Most consecutive regular season victories: 17 (1933-34)

## BEAR COACHING RECORDS

Most wins: 326

Most regular season wins; consecutive: 23 (1941-43)

Most consecutive wins (including playoffs): 18 (1933-34) & (1941-43)

Most consecutive wins (all games); 30 (1932-33)

Most World Champions: 6 (1921, 1933, 1940-41, 1946, 1963)

# GEORGE S. "MUGS" HALAS, JR.

(1925-79)



"Mugs" Halas was an integral part of the Chicago Bears and National Football League before his untimely death in 1979. The son of pro football founder George S. Halas, "Mugs" spent 30 years in pro football. He joined the Bears' front office in 1950, was named treasurer in 1953, and became president of the club in 1963. In his first season as president, the Bears were NFL champions. "Mugs" was the second of just three presidents in the franchise's 70-year history. He succeeded his father, George S. Halas, and was followed by his father and then current Bears' president, Michael McCaskey. His numerous contributions on a league-level included membership on the executive committee of the NFL Management Council. "Mugs" learned football at a young age, serving the club as a ball-boy while growing up. He earned a business degree from Loyola in 1949 before entering pro football on a full-time basis. "Mugs" is remembered for his love and devotion to the game of football.



## WALTER PAYTON

Running Back—Jackson State—Retired

- 13 Seasons (1975-87)
- 10 NFL Records
- 25 Bears' Records
- 10 - 1,000 Yard Seasons
- 9 Pro Bowls

### Payton's Pro Stats

Year/Club	Rushing					Receiving					Games/Starts
	No	Yds	Avg	LG	TD	No	Yds	Avg	LG	TD	
1987 Bears	146	533	3.7	17	4	33	217	6.6	16	1	12/12
1986 Bears	321	1,333	4.2	41	8	37	382	10.3	57	1	16/16
1985 Bears	324	1,551	4.8	40	9	49	483	9.9	65	1	16/16
1984 Bears	381	1,684	4.4	72	11	45	368	8.2	31	0	16/16
1983 Bears	314	1,421	4.5	49	6	53	607	11.5	74	2	16/16
1982 Bears	148	596	4.0	26	1	32	311	9.7	40	0	9/9
1981 Bears	339	1,222	3.6	39	6	41	379	9.2	30	2	16/16
1980 Bears	317	1,460	4.6	69	6	46	367	8.0	54	1	16/16
1979 Bears	369	1,610	4.4	43	14	31	313	10.1	65	2	16/16
1978 Bears	333	1,395	4.2	76	11	50	480	9.5	61	0	16/16
1977 Bears	339	1,852	5.5	73	14	27	269	10.0	75	2	14/14
1976 Bears	311	1,390	4.5	60	13	15	149	9.9	34	0	14/14
1975 Bears	196	679	3.5	54	7	33	213	6.5	40	0	13/7
<b>Career</b>	<b>3,838</b>	<b>16,726</b>	<b>4.4</b>	<b>76</b>	<b>110</b>	<b>492</b>	<b>4,542</b>	<b>9.1</b>	<b>75</b>	<b>15</b>	<b>190/184</b>

Year/Club	Kickoff Returns				Passing				
	No	Yds	Avg	TD	Att	Com	Yds	TD	Int
<b>Career</b>	<b>17</b>	<b>539</b>	<b>31.7</b>	<b>0</b>	<b>34</b>	<b>11</b>	<b>331</b>	<b>8</b>	<b>5</b>

\* also 1 punt for 39 yards in 1975

Year/Club	Rushing					Playoff Stats					Games/Starts
	No	Yds	Avg	LG	TD	No	Yds	Avg	LG	TD	
1987 Bears	18	85	4.7	16	0	3	20	6.7	9	0	1/1
1986 Bears	14	38	2.7	9	0	1	-2	-2.0	-2	0	1/1
1985 Bears	67	186	2.8	12	0	8	52	6.5	19	0	3/3
1984 Bears	46	196	4.3	20	0	4	23	5.8	12	0	2/2
1979 Bears	16	67	4.2	12	2	3	52	17.3	31	0	1/1
1977 Bears	19	60	3.1	11	0	3	33	11.0	20	0	1/1
<b>Career</b>	<b>180</b>	<b>632</b>	<b>3.5</b>	<b>20</b>	<b>2</b>	<b>22</b>	<b>178</b>	<b>8.3</b>	<b>31</b>	<b>0</b>	<b>9/9</b>

Year/Club	Kickoff Returns				
	No	Yds	Avg	LG	TD
1977 Bears	3	57	19.0	27	0

## WALTER PAYTON'S RECORDS

### NFL

#### RUSHING

- Most Consecutive Seasons Leading League in Attempts: 4, 1976-79 (tied with Steve Ban Buren, Phil., 1947-50)
- Most Attempts, Career: 3,838
- Most Yards Gained, Career: 16,726
- Most Seasons, 1,000 or More Yards Rushing: 10, 1976-81, 83-86
- Most Consecutive Seasons, 1,000 or More Yards Rushing: 6, 1976-81 (tied with Franco Harris, Pitt., 1974-79)
- Most Yards Gained, Game: 275, Chicago vs. Minnesota, 11/20/77
- Most Games, 100 or More Yards Rushing, Career: 77
- Rushing Touchdowns, Career: 110

**COMBINED NET YARDS** (Includes rushing, receiving, interception returns, kickoff returns and fumble returns)

- Most Attempts, Career: 4,347
- Most Yards Gained, Career: 21,803

### BEARS

#### SCORING

- Most Points, Career: 750
- Most Touchdowns, Career: 125

#### RUSHING

- Most Attempts, Career: 3,838
- Most Attempts, Season: 381, 1984
- Most Attempts, Game: 40, Chicago vs. Minnesota, 11/20/77
- Most Yards, Career: 16,726
- Most Seasons, 1000 or More Yards Rushing: 10, 1976-81, 83-86

- Most Yards, Season: 1,852, 1977
- Most Yards, Game: 275, Chicago vs. Minnesota, 11/20/77
- Most Games, 100 or More Yards Rushing, Career: 77
- Most Consecutive Games, 100 or More Yards Rushing: 9, 1985
- Most Games, 100 or More Yards Rushing, Season: 10 (twice — 1977, 85)
- Most Consecutive Seasons, 1000 or More Yards Rushing: 6, 1976-81
- Most Games, 200 or More Yards Rushing, Season: 2, 1977
- Most Games, 200 or More Yards Rushing, Career: 2
- Most Rushing Touchdowns, Career: 110
- Most Rushing Touchdowns, Season: 14 (twice — 1977, 79) (tied with Gale Sayers, 1965)
- Most Consecutive Games, 1 or More Rushing Touchdowns: 7, 10/3/76-11/14/76 (tied with Gale Sayers, 10/26/69-12/6/69)

#### PASS RECEIVING

- Most Pass Receptions, Career: 492

#### FUMBLES

- Most Fumbles, Career: 84
- Own Fumbles Recovered, Career: 18

#### COMBINED NET YARDS

- Most Attempts, Career: 4,345
- Most Attempts, Season: 426, 1984
- Most Attempts, Game: 41 (twice — 11/20/77 and 10/7/79)
- Most Yards, Career: 21,803



PRO FOOTBALL HALL OF FAME — Canton, Ohio

**GEORGE HALAS, End-Coach-Owner, inducted 1963.** Started Bears as Decatur Staleys in 1920; had been with Bears (with time out for Navy duty in WWII) until his death in 1983. Co-organizer and forerunner of NFL. Coached for 40 seasons and retired with an all-time record of 326 victories. Played pro ball for 11 seasons starting with Hammond Pros in 1919. Wore jersey 7.

**DOUG ATKINS, DE, inducted 1982.** Played for Bears from 1955 to 1966. All-Pro in 1960, 1961, and 1963. From 1958 through 1966, played in every Pro Bowl but one. Named Outstanding Lineman in '59 Pro Bowl. College ball at Tennessee. Wore jersey 81.

**GEORGE BLANDA, QB-K, inducted 1981.** Scored 541 points in 10 Chicago seasons (1949-58). Came out of retirement in 1960 to play 7 seasons with Houston, 9 with Oakland. In 26-year career scored 2,002 points, threw for 26,920 yards, 236 TDs. Wore jersey 16, 22 for Bears.

**DICK BUTKUS, MLB, inducted 1979.** Played for Bears nine seasons from 1965-73 after playing college ball at Illinois. Blessed with great speed and a tremendous competitive desire at 6-3, 245 pounds. Butkus was all-NFL eight times and played in eight Pro Bowls. Wore jersey number 51.

**GEORGE CONNOR, T-LB, inducted 1975.** Played for Bears eight seasons from 1948-55 after college ball at Holy Cross and Notre Dame. At 6-3, 240, Connor was the first of the big, mobile outside backers. All-Pro five times but in 1951-53 on both offense and defense. Played in four Pro Bowls. Wore jersey numbers 71 & 81.

**MIKE DITKA, TE, inducted 1988.** Played six seasons for Bears, 1961-66; also played for Eagles (1967-68) and Cowboys (1969-72). First-round draft choice and NFL Rookie of Year in 1961. All-NFL 1961-64. Played in five Pro Bowls (1962-66). Career high 75 catches in 1964 set NFL record for tight end. Caught 427 passes in career. Caught TD pass as Cowboy in SB VI. Wore jersey number 89.

**JOHN (PADDY) DRISCOLL, HB, inducted 1965.** Played five seasons for Bears 1926-31. Was Chicago Cardinal from 1919-25 after

Northwestern days. Triple-threat performer with punting, drop-kicking to go with running. Coached Bears in '56 and '57. Wore jersey numbers 1 & 20.

**DANNY FORTMANN, G, inducted 1985.** Played eight seasons with Bears from 1936 to '43 after college ball at Colgate. Received M.D. from U. Of Chicago 1940. Punishing blocker despite 6-0, 210 pounds, and helmetless style. All-Pro five times. Wore jersey number 21.

**BILL GEORGE, LB, inducted 1974.** Played 14 seasons with Bears from 1952 to '66 and finished career with Rams. All-pro eight times. First great NFL middle linebacker. "Created" the position switching from middle-guard in '54. Played in eight Pro Bowls. His jersey number 61 is retired.

**HAROLD (RED) GRANGE, HB, inducted 1963.** Played seven seasons with Bears: 1925, then 1929-34. Spent 1926-28 with own NY team. Showcasing the Galloping Ghost. Bears played 16 games from 11/26/25 to 1/31/26 from coast to coast posting 11-4-1 record. Made first all-Pro team 1931. His jersey number 77 is retired.

**ED HEALEY, T, inducted 1964.** Played for Bears five seasons from 1922 to 1927. First player purchased by Bears—from Rock Island where he played two seasons. Termed "the most versatile tackle of all time" by Halas. First president (1937) of Bear alumni association. College ball at Dartmouth. Wore jersey 16.

**BILL HEWITT, E, inducted 1971.** Played five seasons with Bears from 1932 to 1936 then four more seasons with Eagles. All-League in '33 and '34. Helmetless player who starred at Michigan. His number 56 is retired.

**SID LUCKMAN, QB, inducted 1965.** Played 12 seasons with Bears from 1939 to '50. Tailback at Columbia. All-Pro six times. Directed Bears to four NFL championships. Still leads NFL in percentage throws for TDs with 7.9%. 137 TDs. His number 42 is retired.

**ROY (LINK) LYMAN, T, inducted 1964.** Played seven seasons for Bears between 1926 and '34. Started pro career with Canton in 1922; college star at Nebraska. Played defense with stunting style setting trend for modern play. Wore five jersey numbers during career: 2, 11, 12, 14, 77.

**GEORGE McAFEE, HB, inducted 1966.** Played eight seasons with Bears from 1940 to 1950 with time out for WWII. All-Pro in 1941. Held NFL punt return record until a few years ago with 12.78 yards a try. All-America at Duke. His jersey number 5 is retired.

**GEORGE MUSSO, T-G, inducted 1982.** Played for Bears from 1933 to 1944. All-Pro in 1935 as a tackle and in 1937 as a guard. College ball at Millikin. Wore jersey 16.

**BRONKO NAGURSKI, FB-T, inducted 1963.** Played nine seasons with Bears from 1930 to '37 and 1943 (after retiring). All-Pro three times. Most punishing runner of all time. Minnesota all-America. Seventh on all-time Chicago rushing list. His jersey number 3 is retired. Also wore number 16.

**GALE SAYERS, RB, inducted 1977.** Played for Bears seven seasons from 1965 to '71. Unanimous all-NFL five times, NFL Rookie-of-the-Year 1965. Selected for Pro Bowl five times,

played in four, most valuable offensive player in three. Selected as all-time All-Pro. Set 23 Bear records and seven NFL records. Wore jersey number 40.

**JOE STYDAHAR, T, inducted 1967.** Played nine seasons with Bears from 1936 to 1946 with time out for WWII. First player ever drafted by Bears. Played at West Virginia. All-Pro four times. Played on three NFL champion teams. Wore jersey 13.

**GEORGE TRAFTON, C, inducted 1964.** Played 12 seasons with Bears from 1920 to '32 and never made a bad snap. College star at Notre Dame. First center to snap with one hand. Wore jersey 13.

**CLYDE (BULLDOG) TURNER, C-LB, inducted 1966.** Played 12 seasons with Bears from 1940 to '52 with all-pro honors six times as center. Made 17 interceptions as LB. Played in first two Pro Bowls ('51 & '52). All-America at Hardin-Simmons. His jersey number 66 is retired.

## BRIAN PICCOLO AWARD

Bear veterans vote the award to the rookie who best exemplifies the courage, loyalty, teamwork, dedication and sense of humor of the late Brian Piccolo.

A running back who died of cancer June 16, 1970, Piccolo was in his fourth season with the club when forced from the lineup because of the malignancy. He was 26 years old when he died and left a wife, three daughters, and legions of friends.

He signed with the Bears as a free agent following the '64 collegiate season. As a senior at Wake Forest, Piccolo led the nation in scoring (111) and rushing (1,044).

1988	James Thornton (TE)	1979	Dan Hampton (DE)
	Mickey Pruitt (LB)	1978	John Skibinski (RB)
1987	Ron Morris (WR)	1977	Ted Albrecht (T)
1986	Neal Anderson (RB)	1976	Brian Baschnagel (WR)
1985	Kevin Butler (K)	1975	Roland Harper (RB)
1984	Shaun Gayle (DB)	1974	Fred Pagac (TE)
1983	Jim Covert (T)	1973	Wally Chambers (DT)
1982	Jim McMahon (QB)	1972	Jim Osborne (DT)
1981	Mike Singletary (LB)	1971	Jerry Moore (S)
1980	Bob Fisher (TE)	1970	Glen Holloway (G)



## PLAYOFF HISTORY

Seasons	Date	Site
1988	( 1/ 8)	San Francisco 28 <b>BEARS 3</b>
	(12/31)	Philadelphia 12 <b>BEARS 20</b>
1987	( 1/10)	Washington 21 <b>BEARS 17</b>
1986	( 1/ 3)	Washington 27 <b>BEARS 13</b>
1985*	( 1/26)	New England 10 <b>BEARS 46</b>
	( 1/12)	LA Rams 0 <b>BEARS 24</b>
	( 1/ 5)	NY Giants 0 <b>BEARS 21</b>
1984	( 1/ 6)	San Francisco 23 <b>BEARS 0</b>
	(12/30)	Washington 19 <b>BEARS 23</b>
1979	(12/23)	Philadelphia 27 <b>BEARS 17</b>
1977	(12/26)	Dallas 37 <b>BEARS 7</b>
1963*	(12/29)	NY Giants 10 <b>BEARS 14</b>
1956*	(12/30)	NY Giants 47 <b>BEARS 7</b>
1950	(12/17)	LA Rams 24 <b>BEARS 14</b>
1946*	(12/15)	NY Giants 14 <b>BEARS 24</b>
1943*	(12/26)	Washington 21 <b>BEARS 41</b>
1942*	(12/13)	Washington 14 <b>BEARS 6</b>
1941*	(12/21)	NY Giants 9 <b>BEARS 37</b>
	(12/14)	Green Bay 14 <b>BEARS 33</b>
1940*	(12/ 8)	Washington 0 <b>BEARS 73</b>
1937*	(12/12)	Washington 28 <b>BEARS 21</b>
1934*	(12/ 9)	NY Giants 30 <b>BEARS 13</b>
1933*	(12/17)	NY Giants 21 <b>BEARS 23</b>

\*Denotes NFL Championship Game.

Playoff record: 12-11 (.522)

NFL Championship game record: 7-4 (.636)

Home playoff record: 8-4 (.667)

Record vs.	By Decade:
New England 1-0	1980's 5-4
Green Bay 1-0	1970's 0-2
NY Giants 5-2	1960's 1-0
LA Rams 1-1	1950's 0-2
Philadelphia 1-1	1940's 5-1
Washington 3-4	1930's 1-2
Dallas 0-1	
SF 0-2	

For 1988 Playoff Summaries, see 1988  
Game-By-Game

### 1987 NFC DIVISIONAL PLAYOFF

#### Redskins 21, Bears 17

Soldier Field 58,153

January 10, 1988

WASHINGTON.....	0	14	7	0	—	21
CHICAGO .....	7	7	3	0	—	17

**BEARS** — Thomas, 2-yard run (Butler kick), (5 plays, 30 yards). **BEARS** — Morris, 14-yard pass from McMahon (Butler kick), (14 plays, 68 yards). **REDSKINS** — Rogers, 3-yard run (Haji-Shiekh kick), (7 plays, 72 yards). **REDSKINS** — Didier, 18-yard pass from Williams (Haji-Shiekh kick), (7 plays, 69 yards). **REDSKINS** — Green, 52-yard punt return (Haji-Shiekh kick). **BEARS** — Butler, 25-yard field goal (7 plays, 62 yards).

Team Statistics	Redskins	Bears
First Downs .....	17	15
Total Net Yards .....	272	280
Rushes/Net Yards .....	29/72	30/110
Passes (Att/Com) .....	29/14	29/15
Had Intercepted .....	1	3
Punts/Average .....	4/42.3	4/36.3
Return Yardage .....	144	115
Penalties/Yards .....	3/20	5/50
Fumbles/Lost .....	1/1	1/0
Sacks/Yards .....	5/27	1/7
Possession Time .....	27:03	32:57

#### RUSHING

**BEARS** — Payton 18-85; Suhey 4-8; Gentry 2-5; McMahon 2-5; Sanders 2-4; Thomas 2-3.

**REDSKINS** — Smith 16-66; Rogers 6-13; Bryant 3-8; Williams 2-1; Clark 1-(—6); Schroeder 1-(—8).

#### RECEIVING

**BEARS** — Morris 2-47; Gault 1-44; Gentry 3-43; Payton 3-20; Boso 3-19; McKinnon 1-16; Suhey 1-6; Sanders 1-2.

**REDSKINS** — Sanders 6-92; Clark 4-56; Didier 2-32; Warren 1-16; Rogers 1-11.

#### PASSING

**BEARS** — McMahon 15-29-197; 1 TD, 3 Int.

**REDSKINS** — Williams 14-29-207; 1 TD, 1 Int.

#### INTERCEPTIONS

**BEARS** — Richardson 1-0.

**REDSKINS** — Davis 1-23; Wilburn 1-0; Woodbury 1-0.

#### SACKS

**BEARS** — Dent-1.

**REDSKINS** — Mann 3; Hamilton 1; Koch ½; Grant ½.

**1986 NFC DIVISIONAL PLAYOFF****Redskins 27, Bears 13****Soldier Field 65,141****January 3, 1987**

WASHINGTON ..... 7 0 7 13 — 27  
 CHICAGO ..... 0 13 0 0 — 13

**REDSKINS** — Monk, 28-yd. pass from Schroeder (Atkinson kick), 9 plays/69 yards. **BEARS** — Gault, 50-yd. pass from Flutie (Butler kick), 5 plays/75 yards. **BEARS** — Butler, 23-yd. field goal, 4 plays/1 yards. **BEARS** — Butler, 41-yd. field goal, 8 plays/33 yards. **REDSKINS** — Monk, 23-yd. pass from Schroeder (Atkinson kick), 3 plays/26 yards. **REDSKINS** — Rogers, 1-yd. run (Atkinson kick), 11 plays/83 yards. **REDSKINS** — Atkinson, 35-yd. field goal, 9 plays/46 yards. **REDSKINS** — Atkinson, 25-yd. field goal, 4 plays/4 yards.

Team Statistics	Redskins	Bears
First Downs	19	14
Total Net Yards	302	220
Rushes/Net Yards	39/134	24/93
Net Passing	168	127
Passes (Att/Com)	32/15	31/11
Had Intercepted	1	2
Punts/Average	7/39.3	5/40.6
Return Yardage	126	229
Penalties/Yards	8/65	4/42
Fumbles/Lost	2/0	3/2
Sacks/Yards	1/7	2/16
Possession Time	33:44	26:16

**RUSHING**

**BEARS** — Payton 14-38; Suhey 4-14; Thomas 3-18; Flutie 2-12; Anderson 1-11.

**REDSKINS** — Rogers 28-72; Bryant 8-46; Schroeder 3-16.

**RECEIVING**

**BEARS** — Gault 5-82; Wrightman 2-16; Ortego 2-36; Payton 1(-2); Suhey 1-2.

**REDSKINS** — Warren 1-5; Clark 5-37; Bryant 4-61; Monk 5-81.

**PASSING**

**BEARS** — Flutie 11-31-134, 1 TD, 2 int.

**REDSKINS** — Schroeder 15-32-184, 2 TD's, 1 int.

**INTERCEPTIONS**

**BEARS** — Richardson 1-43.

**REDSKINS** — Dean 1-16; Green 1-17.

**SACKS**

**BEARS** — Jackson 1-8; Dent 1/2-4; Hampton 1/2-4.

**REDSKINS** — Olkewicz 1-7.

**SUPER BOWL XX****Bears 46, Patriots 10****New Orleans' Superdome 73,818****January 26, 1986**

**BEARS** ..... 13 10 21 2 — 46  
**PATRIOTS** ..... 3 0 0 7 — 10

**PATRIOTS** — Franklin, 36-yard field goal, 4 plays/0 yards. **BEARS** — Butler, 28-yd. field goal, 8 plays/59 yards. **BEARS** — Butler, 24-yd. field goal, 7 plays/7 yards. **BEARS** — Suhey, 11-yd. run (Butler kick), 2 plays/13 yards. **BEARS** — McMahon, 2-yd. run (Butler kick), 10 plays/59 yards. **BEARS** — Butler, 24-yd. field goal, 11 plays/72 yds. **BEARS** McMahon, 1-yd. run (Butler kick) 9 plays/96 yds. **BEARS** — Phillips, 28-yd. interception return (Butler kick). **BEARS** — Perry, 1-yd. run (Butler kick), 6 plays/37 yards. **PATRIOTS** — Fryar, 8-yd. pass from Grogan (Franklin kick), 12 plays/76 yds. **BEARS** — Safety, Grogan tackled by Waechter.

Team Statistics	Patriots	Bears
First Downs	12	23
Total Net Yards	123	408
Rushes/Net Yards	11/17	49/167
Net Passing	116	241
Passes (Att/Com)	36/17	24/12
Had Intercepted	2	0
Punts/Average	6/43.8	4/43.3
Return Yardage	175	144
Penalties/Yards	5/35	7/40
Fumbles/Lost	4/4	3/2
Sacks/Yards	3/15	7/61
Possession Time	20:45	39:15

**RUSHING**

**BEARS** — Payton 22-61; Suhey 11-52; McMahon 5-14; Thomas 2-8; Gentry 3-15; Perry 1-1; Fuller 1-1; Sanders 4-15.

**PATRIOTS** — C. James 5-1; Hawthorne 1(-4); Collins 3-4; Weathers 1-3; Grogan 1-3.

**RECEIVING**

**BEARS** — Gault 4-129; Moorehead 2-22; Thomas 1-4; Suhey 1-24; Gentry 2-41; Margerum 2-36.

**PATRIOTS** — Collins 2-19; C. James 1-6; Morgan 7-70; Starring 2-39; Ramsey 2-16.

**PASSING**

**BEARS** — McMahon 12-20-256; Fuller 0-4-0.

**PATRIOTS** — Eason 0-6-0; Grogan 17-30-177.

**INTERCEPTIONS**

**BEARS** — Phillips 1-28; Morrissey 1-47.

**SACKS**

**BEARS** — Wilson 2-24; Marshall 1/2-5; Waechter 1-5; McMichael 1-5; Dent 1/2-12; Hampton 1-10.

**PATRIOTS** — Owens 2-4; Thomas 1-11.

**1985 CHAMPIONSHIP GAME****Bears 24, Rams 0****Soldier Field 63,522****January 12, 1986**

RAMS ..... 0 0 0 0 — 0  
 BEARS ..... 10 0 7 7 — 24

**BEARS** — McMahon, 16-yd. run (Butler kick), 5 plays/56 yards. **BEARS** — Butler, 34-yd. field goal, 7 plays/33 yards. **BEARS** — Gault, 22-yd. pass from McMahon (Butler Kick) 9 plays/52 yds. **BEARS** — Marshall, 52-yd. fumble return (Butler kick).

Team Statistics	Rams	Bears
First Downs	9	13
Total Net Yards	130	232
Rushes/Net Yards	26/86	33/91
Net Passing	44	141
Passes (Att/Com)	31/10	25/16
Had Intercepted	1	0
Punts/Average	11/39.2	10/36.3
Return Yardage	92	40
Penalties/Yards	4/25	6/48
Fumbles/Lost	4/2	3/1
Sacks/Yards	3/20	3/22
Possession Time	25:33	34:27

**RUSHING**

**BEARS** — Payton 18-32; Suhey 6-23; McMahon 4-28; Thomas 3(-1); Gentry 2-9.

**RAMS** — Dickerson 17-46; Redden 9-40.

**RECEIVING**

**BEARS** — Moorehead 2-28; Gault 4-56; Payton 7-48; Wrightman 1-8; Suhey 1-7; McKinnon 1-17.

**RAMS** — Hunter 3-29; Brown 2-14; Dickerson 3-10; Ellard 1-5; Duckworth 1-8.

**PASSING**

**BEARS** — McMahon 16-25-164, 1 TD.

**RAMS** — Brock 10-31-66, 1 int.

**INTERCEPTIONS**

**BEARS** — Frazier 1(-3).

**SACKS**

**BEARS** — Perry 1-7; Dent 1-11; Hampton 1-4.

**RAMS** — Doss 1-7; Reed 2-13.

**1985 NFC DIVISIONAL PLAYOFF****Bears 21, Giants 0****Soldier Field 62,076****January 5, 1986**

GIANTS ..... 0 0 0 0 — 0  
 BEARS ..... 7 0 14 0 — 21

**BEARS** — Gayle, 5-yd. fumble return (Butler kick). **BEARS** — McKinnon, 23-yd. pass from McMahon (Butler kick), 5 plays/41 yards. **BEARS** — McKinnon, 20-yd. pass from McMahon (Butler kick), 3 plays/64 yds.

Team Statistics	Giants	Bears
First Downs	10	17
Total Net Yards	181	363
Rushes/Net Yards	14/32	44/147
Net Passing	149	216
Passes (Att/Com)	35/14	21/11
Had Intercepted	0	0
Punts/Average	9/38.1	6/37.3
Return Yardage	104	48
Penalties/Yards	4/25	2/20
Fumbles/Lost	3/1	0/0
Sacks/Yards	0/0	6/60
Possession Time	22:46	37:14

**RUSHING**

**BEARS** — Payton 27-93; Suhey 6-33; McMahon 5-18; Thomas 4-11; McKinnon 1(-7); Gentry 1(-1).

**GIANTS** — Morris 12-32; Williams 1(-9); Galbreath 1-9.

**RECEIVING**

**BEARS** — Payton 1-4; Gault 3-68; McKinnon 3-52; Suhey 2-5; Gentry 1-41; Wrightman 1-46.

**GIANTS** — Carpenter 3-24; Bavaro 4-36; Adams 3-65; Johnson 1-17; McConkey 1-23; Galbreath 1-11; B. Williams 1-33.

**PASSING**

**BEARS** — McMahon 11-21-216, 2 TD's

**GIANTS** — Simms 14-35-209.

**SACKS**

**BEARS** — Fencik 1-5; Singletary 1-11; Wilson 1/2-6; Dent 3 1/2-38.

Between Hall of Fame middle linebacker Dick Butkus (1965-73) and current MLB Mike Singletary (1981-), three other players manned the post. They were Dan Rives (1973-75), Larry Ely (1975), and Tom Hicks (1976-80).

**1984 NFC CHAMPIONSHIP****49ers 23, Bears 0**

Candlestick Park, San Francisco 61,040

January 6, 1985

**BEARS** ..... 0 0 0 0 — 0  
**49ERS** ..... 3 3 7 10 — 23

**49ER** — Wersching 21-yd FG; 4:28 elapsed, 10 plays, 73 yards. **49ERS** — Wersching 22-yard FG; 5:17 elapsed, 13 plays, 65 yards. **49ERS** — Wendell Tyler 10-yard run (Wersching kick); 2:09 elapsed, 5 plays, 35 yards. **49ERS** — Solomon 10-yard pass from Montana (Wersching kick); 4:46 elapsed, 8 plays, 86 yards. **49ERS** — Wersching 34-yard FG; 3:42 elapsed, 8 plays, 36 yards.

Team Statistics	49ers	Bears
First Downs	25	13
Total Net Yards	387	186
Rushes/Net Yards	29/159	32/149
Net Passing	228	37
Passes (Att/Com)	35/19	22/13
Had Intercepted	2	1
Punts/Average	3/39.0	7/43.1
Return Yardage	84	84
Penalties/Yards	3/20	7/50
Fumbles/Lost	1/0	1/0
Sacks/Yards	9/50	3/8
Possession Time	28:07	31:53

**RUSHING**

**BEARS** — Payton 22-92; Fuller 6-39; Suhey 3-16; C. Thomas 1-2.

**49ERS** — Tyler 10-68; Craig 8-44; Montana 5-22; Harmon 3-18 Ring 2-5; Cavanaugh 1-2.

**RECEIVING**

**BEARS** — Suhey 4-11; McKinnon 3-48; Payton 3-11; Moorehead 2-14; Dunsmore 1-3.

**49ERS** — Solomon 7-73; D. Clark 4-83; Wilson 2-25; Tyler 2-22; Francis 2-20; Nehemiah 1-10; Harmon 1-3.

**PASSING**

**BEARS** — Fuller 13-22-87, 1 int.

**49ERS** — Montana 18-34-233, 1 TD, 2 int.; Cavanaugh 1-1-3.

**INTERCEPTIONS**

**BEARS** — Fencik 2-5.

**49ERS** — Hicks 1-0.

**SACKS**

**BEARS** — Wilson 1-2; Keys 1-0; McMichael ½-3; Hampton ½-3.

**49ERS** — Carter 2-8; Johnson 2-19; Board 1-8; Dean 1-4; Pillers ½-0; Williamson ½-0; Team 1-9.

**1984 DIVISIONAL PLAYOFF****Bears 23, Redskins 19**

RFK Stadium, Washington 55,431

December 30, 1984

**BEARS** ..... 0 10 13 0 — 23  
**REDSKINS** ..... 3 0 14 2 — 19

**REDSKINS** — Mark Moseley 25-yd. FG; 7:03 elapsed, 13 plays, 56 yards. **BEARS** — Bob Thomas, 34-yard FG; 3:31 elapsed, 6 plays, 46 yards. **BEARS** — Pat Dunsmore 19-yd. pass from Walter Payton (Thomas kick); 13:00 elapsed, 6 plays, 65 yards. **BEARS** — Willie Gault 75-yd. pass from Steve Fuller (kick failed); :26 elapsed, 2 plays, 80 yards. **REDSKINS** — John Riggins 1-yd. run (Moseley kick); 5:25 elapsed, 10 plays, 74 yards. **BEARS** — Dennis McKinnon 16-yd. pass from Fuller (Thomas kick); 10:55 elapsed, 9 plays, 77 yards. **REDSKINS** — John Riggins 1-yd. run (Moseley kick); 14:55 elapsed, 5 plays, 36-yards. **REDSKINS** — Finzer takes safety; 6:53 elapsed.

Team Statistics	Redskins	Bears
First Downs	22	13
Total Net Yards	336	310
Rushes/Net Yards	27/93	35/114
Net Passing	243	196
Passes (Att/Com)	42/22	17/10
Had Intercepted	1	0
Punts/Average	5/36.8	5/39.4
Return Yardage	29	17
Penalties/Yards	7/55	6/34
Fumbles/Lost	3/2	2/1
Sacks/Yards	5/34	7/49
Possession Time	29:36	30:24

**RUSHING**

**BEARS** — Payton 24-104; Suhey 7-7; Fuller 2-5; Thomas 1-5; Finzer 1-(—7).

**REDSKINS** — Riggins 21-50; Theismann 5-38; Washington 1-5.

**RECEIVING**

**BEARS** — McKinnon 4-72; Gault 1-75; Suhey 1-33; Dunsmore 1-19; C. Thomas 1-13; Payton 1-12; Moorehead 1-6.

**REDSKINS** — Monk 10-122; Muhammad 5-62; Didier 4-85; Washington 2-12; Warren 1-11.

**PASSING**

**BEARS** — Fuller 9-15-211, 2 TD; Payton 1-2-19.

**REDSKINS** — Theismann 22-42-292, 1 int.

**INTERCEPTIONS**

**BEARS** — Richardson 1-0.

**SACKS**

**BEARS** — Dent 3-23; Hampton 2-15; McMichael 1-6; Waechter 1-5.

**REDSKINS** — Milot 3½-20; Manley 1-6; Grant ½-8.

**1979 WILDCARD PLAYOFF****Eagles 27, Bears 17**

Veterans Stadium, Philadelphia 69,397

December 23, 1979

**BEARS** .....7 10 0 0 — 17  
**EAGLES** .....7 3 7 10 — 27

**EAGLES** — Carmichael 17-yd. pass from Jaworski (Franklin kick); 4:03 elapsed, 5 plays/26 yards.

**BEARS** — Payton 2-yd. run (Thomas kick); 14:16 elapsed, 11 plays 82 yards. **EAGLES** — Franklin 29-yd. FG; 5:23 elapsed, 12 plays/59 yards.

**BEARS** — Payton 1-yd. run (Thomas kick); 12:56 elapsed, 5 plays/47 yards. **BEARS** — Thomas 30-yd. FG; 14:09 elapsed, 4 plays/3 yards.

**EAGLES** — Carmichael 29-yd. pass from Jaworski (Franklin kick); 8:08 elapsed, 6 plays/67 yards.

**EAGLES** — Campfield 63-yd. pass from Jaworski (Franklin kick); 2:36 elapsed, 6 plays/80 yards.

**EAGLES** — Franklin 34-yd. FG; 9:20 elapsed, 6 plays/15 yards.

Team Statistics	Eagles	Bears
First Downs	18	15
Total Net Yards	315	241
Rushes/Net Yards	37/139	29/99
Net Passing	176	142
Passes (Att/Com)	23/12	30/13
Had Intercepted	1	2
Punts/Average	4/40.5	6/39.8
Return Yardage	132	149
Penalties/Yards	4/46	4/35
Possession Time	31:23	28:37

**RUSHING**

**BEARS** — Williams 10-23; Payton 16-67; McClendon 2-6; Phipps 1-3.

**EAGLES** — Montgomery 26-87; Leroy Harris 8-33; Jaworski 3-19.

**PASSING**

**BEARS** — Phipps 13 of 30 for 142, 0 TD, 2 int.

**EAGLES** — Jaworski 12 of 23 for 204, 3 TD, 1 int.

**RECEIVING**

**BEARS** — Williams 2-4; Baschnagel 3-38; Payton 3-52; Latta 2-6; Watts 3-42.

**EAGLES** — Carmichael 6-111; Campfield 2-70; Charles Smith 1-8; Harris 1-15; Montgomery 2-0.

**INTERCEPTIONS**

**BEARS** — Ellis 1-25.

**EAGLES** — Howard 1-0; Edwards 1-5.

**SACKS**

**BEARS** — Hampton 2-18; Hartenstine 1-10.

**EAGLES** — Bunting ½-0; Johnson ½-0.

**1977 DIVISIONAL PLAYOFF****Cowboys 37, Bears 7**

Texas Stadium, Dallas 64,758

December 26, 1977

**BEARS** .....0 0 0 7 — 7  
**COWBOYS** .....7 10 17 3 — 37

**COWBOYS** — Dennison, 2-yd. run (Efren Herrera kick). **COWBOYS** — DePree, 28-yd. pass from Staubach (Herrera Kick). **COWBOYS** — Herrera,

21-yd. FG. **COWBOYS** — Tony Dorsett, 23-yd. run (Herrera kick). **COWBOYS** — Herrera, 31-yd. FG. **COWBOYS** — Dorsett, 7-yd. run (Herrera kick).

**COWBOYS** Herrera, 27-yd. FG. **BEARS** — Schubert, 34-yd. pass from Avellini (Thomas kick).

Team Statistics	Cowboys	Bears
First Downs	20	15
Total Net Yards	365	224
Rushes/Net Yards	48/233	27/81
Net Passing	132	143
Passes (Att/Com)	14/8	25/15
Had Intercepted	1	4
Punts/Average	3/37.0	6/43.4
Return Yardage	158	177
Penalties/Yards	3/35	4/43
Fumbles/Lost	2/2	3/3
Possession Time	33:21	26:39

**RUSHING**

**BEARS** — Payton 19-60; Harper 5-11; Earl 2-6; Avellini 1-4.

**COWBOYS** — Dorsett 17-85; Newhouse 16-80; Dennison 8-40; Staubach 4-25; Brinson 3-3.

**PASSING**

**BEARS** — Avellini 15 of 25 for 177, 1 TD, 4 int.

**COWBOYS** — Staubach 8 of 13 for 134, 1 TD, 1 int.; White 0 of 1 for 0, 0 TD, 1 int.

**RECEIVING**

**BEARS** — Schubert 5-69; Payton 3-33; Scott 3-29; Latta 2-25; Earl 1-15; Harper 1-6.

**COWBOYS** — Pearson 2-38; Dorsett 2-37; DuPree 1-28; Newhouse 1-13; Richards 1-12; Brinson 1-6.

**INTERCEPTIONS**

**BEARS** — Livers 1-8.

**COWBOYS** — Waters 3-53; Lewis 1-23.

**SACKS**

**BEARS** — Meyers 1-2; Buffone 1-0.

**COWBOYS** — Henderson 1-13; E. Jones 1-11; Martin 1-10.

**1963 NFL CHAMPIONSHIP****Bears 14, Giants 10**

Wrigley Field, Chicago 45,801

December 29, 1963

**BEARS** .....7 0 7 0 — 14**GIANTS** .....7 3 0 0 — 10

**GIANTS** — Gifford, 14-yd. pass from Y. A. Tittle (Chandler kick). **BEARS** — Wade, 2-yd. run (Jencks kick). **GIANTS** — Chandler, 13-yd. FG. **BEARS** — Wade, 1-yd. run (Jencks kick).

The temperature was 11 but the Bear defense was hot intercepting 5 passes, 2 setting up TDs. QB Y. A. Tittle played the second half with a strained knee incurred on a tackle by Bear LB Larry Morris.

The Bears scored their 1st TD after a Morris interception return to New York's 5. The second TD followed an interception of another screen pass, this by DE Ed O'Bradovich, who returned the ball to the Giant 14.

Team Statistics	Giants	Bears
First Downs	17	14
Total Net Yards	268	222
Rushes/Net Yards	38/128	31/93
Net Passing	140	129
Passes (Att/Com)	30/11	28/10

**RUSHING**

**BEARS** — Bull 13-42; Wade 8-34; Galimore 7-12; Marconi 3-5.

**GIANTS** — Morrison 18-61; King 9-39; McElhenny 7-19; Webster 3-7; Tittle 1-2.

**PASSING**

**BEARS** — Wade 10 of 28 for 138, 0 TD, 0 int.

**GIANTS** — Tittle 11 of 29 for 147, 1 TD, 4 int.; Griffing 0 of 1 for 0, 0 TD, 0 int.

**RECEIVING**

**BEARS** — Marconi 3-64; Ditka 3-38; Morris 2-19; Coia 1-22; Bull 1-(—5).

**GIANTS** — Gifford 3-45; Morrison 3-18; Thomas 2-46; McElhenny 2-20; Webster 1-18.

**INTERCEPTIONS**

**BEARS** — Morris 1-61; O'Bradovich 1-10; McCrae 1-0; Petitbon 1-0; Whitsell 1-0.

**GIANTS** — None.

**1956 NFL CHAMPIONSHIP****Giants 47, Bears 7**

Yankee Stadium, New York 56,836

December 30, 1956

**BEARS** .....0 7 0 0 — 7**GIANTS** .....13 21 6 7 — 47**GIANTS** — Triplett, 17-yd. run (Agajanian kick).

**GIANTS** — Agajanian, 17-yd. FG. **GIANTS** — Agajanian, 43-yd. FG. **GIANTS** — Webster, 3-yd. run (Agajanian kick). **BEARS** — Casares, 9-yd. run (Blanda kick). **GIANTS** — Webster, 1-yd. run (Agajanian kick). **GIANTS** — Moore, fell on ball in end zone after Beck blocked Brown's punt (Agajanian kick). **GIANTS** — Rote, 9-yd. pass from Conerly (kick failed). **GIANTS** — Gifford, 14-yd. pass from Conerly (Agajanian kick).

Filipski returned Blanda's opening kickoff 53 yards to signal the rout.

**1950 CONFERENCE CHAMPIONSHIP****Rams 24, Bears 14**

Los Angeles Coliseum 83,501

December 17, 1950

**BEARS** .....0 7 0 7 — 14**RAMS** .....3 14 7 0 — 24

**RAMS** — Waterfield, 43-yd. FG. **BEARS** — Campana, 23-yd. run (Lujack kick). **RAMS** — Fears, 43-yd. pass from Waterfield (Waterfield kick). **RAMS** — Fears, 68-yd. pass from Waterfield (Waterfield kick). **RAMS** — Fears, 27-yd. pass from Waterfield (Waterfield kick). **BEARS** — Morrison, 4-yd. run (Lujack kick).

Rams' quarterback Waterfield, unable to practice all week because of flu, came off the bench late in the 1st quarter to throw 3 TD passes to Fears on an 84-degree afternoon.

**1946 NFL CHAMPIONSHIP****Bears 24, Giants 14**

Polo Grounds, New York 58,346

December 15, 1946

**BEARS** .....14 0 0 10 — 24**GIANTS** .....7 0 7 0 — 14

**GIANTS** — Kavanaugh, 21-yd. pass from Luckman (Maznicki kick). **BEARS** — Magnani, 19-yd. interception return (Maznicki kick). **GIANTS** — Liebel, 38-yd. pass from Filchock (Strong kick). **GIANTS** — Filipowicz, 5-yd. pass from Filchock (Strong kick). **BEARS** — Luckman, 19-yd. run (Maznicki kick). **BEARS** — Maznicki, 26-yd. FG.

With the score tied 14-14, the Bears won it on Sid Luckman's bootleg early in the fourth quarter.

**1943 NFL CHAMPIONSHIP****Bears 41, Redskins 21**  
Wrigley Field, Chicago 34,320  
December 26, 1943BEARS .....0 14 13 14 — 41  
REDSKINS.....0 7 7 7 — 21REDSKINS — Farkas, 1-yd. run (Masterson kick).  
BEARS — Nagurski, 3-yd run (Snyder kick).  
BEARS — Clark, 31-yd. pass from Luckman  
(Snyder kick). BEARS — Magnani, 36-yd. pass  
from Luckman (Snyder kick). BEARS — Magnani,  
66-yd. pass from Luckman (kick failed). RED-  
SKINS — Farkas, 17-yd. pass from Baugh (Masterson  
kick). BEARS — Benton, 26-yd. pass from  
Luckman (Snyder kick). BEARS — Clark, 16-yd.  
pass from Luckman (Snyder kick). REDSKINS —  
Aguirre, 25-yd. pass from Baugh (Aguirre kick).**1942 NFL CHAMPIONSHIP****Redskins 14, Bears 6**  
Griffith Stadium, Washington 36,006  
December 13, 1942BEARS .....0 6 0 0 — 6  
REDSKINS.....0 7 7 0 — 14BEARS — Artoe, 50-yd. fumble return (kick failed).  
REDSKINS — Moore, 38-yd. pass from Baugh  
(Masterson kick). REDSKINS — Farkas, 1-yd.  
(Masterson kick).Chicago took a 6-0 lead when Lee Artoe, a  
230-pound tackle, ran 50 yards for a TD with a  
George Wilson forced fumble by Dick Todd. The  
Redskins countered with a 42-yard game-winning  
march.**1941 NFL CHAMPIONSHIP****Bears 37, Giants 9**  
Wrigley Field, Chicago 13,341  
December 21, 1941BEARS .....3 6 14 14 — 37  
GIANTS .....6 0 0 3 — 9BEARS — Snyder, 14-yd. FG. GIANTS — Franck,  
31-yd. pass from Leemans (kick failed). BEARS —  
Snyder, 39-yd. FG. BEARS — Snyder, 37-yd. FG.  
GIANTS — Cuff, 16-yd. FG. BEARS — Standlee,  
7-yd. run (Maniaci kick). BEARS — McAfee 5-yd.  
run (Artoe kick). BEARS — Kavanaugh, 42-yd.  
fumble return (McLean kick).Chicago ran 53 offensive plays (compared to 10  
for NY) but only had a 3-point halftime lead.The Bears 3 TD drives covered 71, 66, and 54  
yards. Chicago had a 389-157 yardage advantage,  
held the Giants to 8 first downs and had 3  
interceptions.**1941 CONFERENCE CHAMPIONSHIP****Bears 33, Packers 14**  
Wrigley Field, Chicago 43,425  
December 14, 1941BEARS .....6 24 0 3 — 33  
PACKERS .....7 0 7 0 — 14PACKERS — Hinkle, 1-yd. run (Hutson kick).  
BEARS — Gallarneau, 81-yd. punt return (kick  
blocked). BEARS — Snyder, 24-yd. FG. BEARS  
— Standlee, 3-yd. run (Stydahar kick). BEARS —  
Standlee, 2-yd. run (Stydahar kick). BEARS —  
Swisher, 9-yd. run (Stydahar kick). PACKERS —  
Van Every, 10-yd. pass from Isbell (Hutson kick).  
BEARS — Snyder, 26-yd. FG.A brilliant sun couldn't melt the snow that framed  
the playing area on a 16-degree day at Wrigley  
Field, where Hugh Gallarneau's 81-yard punt  
return for a TD signaled 30 unanswered points for  
Chicago. Gallarneau had fumbled the opening  
kickoff, setting up a 5-play, 18-yard drive that put  
the Packers ahead 7-0.The playoff was the 1st conducted with rules  
allowing for sudden death overtime.**1940 NFL CHAMPIONSHIP****Bears 73, Redskins 0**  
Griffith Stadium, Washington 36,034  
December 8, 1940BEARS .....21 7 26 19 — 73  
REDSKINS.....0 0 0 0 — 0BEARS — Osmanski, 68-yd. run (Manders kick).  
BEARS — Luckman, 1-yd. run (Snyder kick).  
BEARS — Maniaci, 42-yd. run (Martinovich kick).  
BEARS — Kavanaugh, 30-yd. pass from Luckman  
(Snyder kick). BEARS — Hampton Pool, 15-yd.  
interception return (Plasman kick). BEARS —  
Nolting, 23-yd. run (kick failed). BEARS — McAfee,  
34-yd. interception return (Stydahar kick). BEARS  
— Bulldog Turner, 24-yd. interception return (kick  
failed). BEARS — Clark, 44-yd. run (kick failed).  
BEARS — Famiglietti, 2-yd. run (Maniaci pass  
from Sherman). BEARS — Clark, 1-yd. run (pass  
failed).

Team Statistics	Redskins	Bears
First Downs .....	17	17
Total Net Yards .....	245	501
Rushes/Net Yards .....	14/22	50/382
Net Passing .....	223	119
Passes (Att/Com) .....	51/20	10/7

#### RUSHING

**BEARS** — Osmanski 10-109; Clark 8-73; Nolting 13-68; Maniaci 6-60; McAfee 7-33; McLean 2-22; Famiglietti 4-20; Nowaskey 1-6; Luckman 1-1; Manders 2-1; Sherman 1(-6); Snyder 1(-5).  
**REDSKINS** — Filchock 2-20; Seymour 4-16; Justice 1-1; Johnston 5-0; Zimmerman 2(-15).

#### PASSING

**BEARS** — Luckman 3 of 4 for 88, 1 TD, 0 int. Snyder 3 for 31, 0 TD, 0 int. Sherman 1 of 2 for 0, 0 TD, 0 int. McAfee 0 of 1, 0 TD, 0 int.

**REDSKINS** — Baugh 9 of 16 for 91, 0 TD, 2 int. Filchock 8 of 23 for 101, 0 TD, 4 int. Zimmerman 3 of 12 for 34, 0 TD, 2 int.

#### RECEIVING

**BEARS** — Maniaci 3-39; Kavanaugh 2-32; Swisher 1-35; Mihal 1-13.

**REDSKINS** — Millner 5-84; Masterson 3-33; Johnston 3-15; Malone 2-58; Hoffman 2-6; Farkas 1-14; Moore 1-8; Seymour 1-7; Justice 1-3; McChesney 1(-5).

#### INTERCEPTIONS

**BEARS** — Maniaci 2-26; McAfee 1-35; Turner 1-20; Pool 1-15; Nolting 1-10; McLean 1-0; Osmanski 1-0.

### 1937 NFL CHAMPIONSHIP

**Redskins 28, Bears 21**

Wrigley Field, Chicago 15,870  
 December 12, 1937

**BEARS** ..... 7 7 7 0 — 21  
**REDSKINS** ..... 7 0 7 14 — 28

**REDSKINS** — Battles, 7-yd. run (Smith kick).

**BEARS** — Manders, 10-yd. run (Manders kick).

**BEARS** — Manders, 37-yd. pass from Masterson (Manders kick). **REDSKINS** — Millner, 55-yd. pass from Baugh (Smith kick). **BEARS** — Manske, 3-yd. pass from Masterson (Manders kick). **REDSKINS** — Millner, 78-yd. pass from Baugh (Smith kick). **REDSKINS** — Justice, 35-yd. pass from Baugh (Smith kick).

In 15-degree temperatures and on an icy field, the Redskins scored twice in the last 9 minutes for a come-from-behind win.

Sammy Baugh's 78-yard pass to Wayne Millner came on the 1st play after a Bear punt. The game winning drive covered 80 yards in 11 plays with Baugh hitting Ed Justice for the game winning 35-yard TD.

### 1934 NFL CHAMPIONSHIP

**Giants 30, Bears 13**

Polo Grounds, New York 35,059  
 December 9, 1934

**BEARS** ..... 0 10 3 0 — 13  
**GIANTS** ..... 3 0 0 27 — 30

**GIANTS** — Strong, 38-yd. FG. **BEARS** — Nagurski, 1-yd. run (Manders kick). **BEARS** — Manders, 17-yd. FG. **BEARS** — Manders, 24-yd. FG. **GIANTS** — Frankian, 28-yd. pass from Danowski (Strong kick). **GIANTS** — Strong, 42-yd. run (Stong kick). **GIANTS** — Strong, 11-yd. run (kick failed). **GIANTS** — Danowski, 9-yd. run (Molenda kick).

In the "sneakers game," the Giants switched from football shoes at halftime to combat a frozen field in the Polo Grounds.

### 1933 NFL CHAMPIONSHIP

**Bears 23, Giants 21**

Wrigley Field, Chicago 26,000  
 December 17, 1933

**BEARS** ..... 3 3 10 7 — 23  
**GIANTS** ..... 0 7 7 7 — 21

**BEARS** — Manders, 16-yd. FG. **BEARS** — Manders, 40-yd. FG. **GIANTS** — Badgro, 29-yd. pass from Newman (Strong kick). **BEARS** — Manders, 28-yd. FG. **GIANTS** — Krause, 1-yd. run (Strong). **BEARS** — Karr, 8-yd. pass from Nagurski (Manders kick). **GIANTS** — Strong, 8-yd. pass from Newman (Strong kick). **BEARS** — Karr, 19-yd. lateral from Hewitt after 14-yd. pass from Nagurski (Brumbaugh kick).

The Bears winning drive started with 3 minutes left after an 8-yard (Giants') Ken Strong punt. Chicago took over on New York's 46-yard line.



# BEARS' TEAM-VS.-TEAM RESULTS

## Bears vs. Atlanta Falcons W-9 L-6 Points—Falcons 285, Bears 256

1966—Bears, 23-6 (C)	1972—Falcons, 37-21 (C)	1978—Bears, 13-7 (C)
1967—Bears, 23-14 (A)	1973—Falcons, 46-6 (A)	1980—Falcons, 28-17 (A)
1968—Falcons, 16-13 (C)	1974—Falcons, 13-10 (A)	1983—Falcons, 20-17 (C)
1969—Falcons, 48-31 (A)	1976—Falcons, 10-0 (C)	1985—Bears, 36-0 (C)
1970—Bears, 23-14 (A)	1977—Falcons, 16-10 (C)	1986—Bears, 13-10 (A)

## Bears vs. Buffalo Bills W-3 L-1 Points—Bears 68, Bills 32

1970—Bears, 31-13 (C)	1974—Bills, 16-6 (B)	1979—Bears, 7-0 (B)
		1988—Bears, 24-3 (C)

## Bears vs. Cincinnati Bengals W-1 L-2 Points—Bears 61, Bengals 37

1972—Bengals, 13-3 (Chi)	1980—Bengals, 17-14 (Chi) OT	1986—Bears 44-7, (Cin)
--------------------------	------------------------------	------------------------

## Bears vs. Cleveland Browns W-3 L-6 Points—Browns 247, Bears 151

1951—Browns, 42-21 (Cle)	1961—Bears, 17-14 (Chi)	1972—Bears, 17-0 (Cle)
1954—Browns, 39-10 (Chi)	1967—Browns, 24-0 (Cle)	1980—Browns, 27-21 (Cle)
1960—Browns, 42-0 (Cle)	1969—Browns, 28-24 (Chi)	1986—Bears, 41-31 (Chi)

## Bears vs. Dallas Cowboys W-6 L-8 Points—Cowboys 279, Bears 260

1960—Bears, 17-7 (C)	1973—Cowboys, 20-17 (C)	1984—Cowboys, 23-14 (C)
1962—Bears, 34-33 (D)	1976—Cowboys, 31-21 (D)	1985—Bears, 44-0 (D)
1964—Cowboys, 24-10 (C)	1977—*Cowboys, 37-7 (D)	1986—Bears, 24-10 (D)
1968—Cowboys, 34-3 (C)	1979—Cowboys, 24-20 (D)	1988—Bears, 17-7 (C)
1971—Bears, 23-19 (C)	1981—Cowboys, 10-9 (D)	

\*NFC Divisional Playoff

## Bears vs. Denver Broncos W-4 L-4 Points—Bears 179, Broncos 102

1971—Broncos, 6-3 (D)	1978—Broncos, 16-7 (D)	1984—Bears, 27-0 (C)
1973—Bears, 33-14 (D)	1981—Bears, 35-24 (C)	1987—Broncos, 31-29 (D)
1976—Broncos, 28-14 (C)	1983—Bears, 31-14 (C)	

## Bears vs. Detroit Lions W-70 L-44 T-5 Points—Bears 2,198, Lions 1,955

1930—Spartans, 7-6 (P)	1936—Bears, 12-10 (C)	1943—Bears, 27-21 (D)
Bears, 14-6 (C)	Lions, 13-7 (D)	Bears, 35-14 (C)
1931—Bears, 9-6 (C)	1937—Bears, 28-20 (C)	1944—Tie, 21-21 (C)
Spartans, 3-0 (P)	Bears, 13-0 (D)	Lions, 41-21 (D)
1932—Tie, 13-13 (C)	1938—Lions, 13-7 (C)	1945—Lions, 16-10 (D)
Tie, 7-7 (P)	Lions, 14-7 (D)	Lions, 35-28 (C)
**Bears, 9-0 (C)	1939—Lions, 10-0 (C)	1946—Bears, 42-6 (C)
1933—Bears, 17-14 (C)	Bears, 23-13 (D)	Bears, 45-24 (D)
Bears, 17-7 (P)	1940—Bears, 7-0 (C)	1947—Bears, 33-24 (C)
1934—Bears, 19-16 (D)	Lions, 17-14 (D)	Bears, 34-14 (D)
Bears, 10-7 (C)	1941—Bears, 49-0 (C)	1948—Bears, 28-0 (C)
1935—Tie, 20-20 (C)	Bears, 24-7 (D)	Bears, 42-14 (D)
Lions, 14-2 (D)	1942—Bears, 16-0 (C)	
	Bears, 42-0 (D)	**Championsip

1949—Bears, 27-24 (C) Bears, 28-7 (D)	1962—Lions, 11-3 (D) Bears, 3-0 (C)	1975—Lions, 27-7 (D) Bears, 25-21 (C)
1950—Bears, 35-21 (D) Bears, 6-3 (C)	1963—Bears, 37-21 (D) Bears, 24-14 (C)	1976—Bears, 10-3 (C) Lions, 14-10 (D)
1951—Bears, 28-23 (D) Lions, 41-28 (C)	1964—Lions, 10-0 (C) Bears, 27-24 (D)	1977—Bears, 30-20 (C) Bears, 31-14 (D)
1952—Bears, 24-23 (C) Lions, 45-21 (D)	1965—Bears, 38-10 (C) Bears, 17-10 (D)	1978—Bears, 19-0 (D) Lions, 21-17 (C)
1953—Lions, 20-16 (C) Lions, 13-7 (D)	1966—Lions, 14-3 (D) Tie, 10-10 (C)	1979—Bears, 35-7 (C) Lions, 20-0 (D)
1954—Lions, 48-23 (D) Bears, 28-24 (C)	1967—Bears, 14-3 (C) Bears, 27-13 (D)	1980—Bears, 24-7 (C) Bears, 23-17 (D) OT
1955—Bears, 24-14 (D) Bears, 21-20 (C)	1968—Lions, 42-0 (D) Lions, 28-10 (C)	1981—Lions, 48-17 (D) Lions, 23-7 (C)
1956—Lions, 42-10 (D) Bears, 38-21 (C)	1969—Lions, 13-7 (D) Lions, 20-3 (C)	1982—Lions, 17-10 (D) Bears, 20-17 (C)
1957—Bears, 27-7 (D) Lions, 21-13 (C)	1970—Lions, 28-14 (D) Lions, 16-10 (C)	1983—Lions, 31-17 (D) Lions, 38-17 (C)
1958—Bears, 20-7 (D) Bears, 21-16 (C)	1971—Bears 28-23 (D) Lions, 28-3 (C)	1984—Bears, 16-14 (C) Bears, 30-13 (D)
1959—Bears, 24-14 (D) Bears, 25-14 (C)	1972—Lions, 14-0 (D) Lions, 14-0 (D)	1985—Bears, 24-3 (C) Bears, 37-17 (D)
1960—Bears, 28-7 (C) Lions, 36-0 (D)	1973—Lions, 30-7 (C) Lions, 40-7 (D)	1986—Bears, 13-7 (C) Bears, 16-13 (D)
1961—Bears, 31-17 (D) Lions, 16-15 (C)	1974—Bears, 17-9 (C) Lions, 34-17 (D)	1987—Bears, 30-10 (C) Bears, 13-12 (C)

Bears vs. Green Bay Packers	W-78	L-55	Points—Bears 2,309, Packers 1,990
-----------------------------	------	------	-----------------------------------

1921—Staleys, 20-0 (C)	1934—Bears, 24-10 (GB) Bears, 27-14 (C)	1947—Packers, 29-20 (GB) Bears, 20-17 (C)
1923—Bears, 3-0 (GB)	1935—Packers, 7-0 (GB) Packers, 17-14 (C)	1948—Bears, 45-7 (GB) Bears, 7-6 (C)
1924—Bears, 3-0 (C)	1936—Bears, 30-3 (GB) Packers, 21-10 (C)	1949—Bears, 17-0 (GB) Bears, 24-3 (C)
1925—Packers, 14-10 (GB) Bears, 21-0 (C)	1937—Bears, 14-2 (GB) Packers, 24-14 (C)	1950—Packers, 31-21 (GB) Bears, 28-14 (C)
1926—Tie, 6-6 (GB) Bears, 19-13 (C) Tie, 3-3 (C)	1938—Bears, 2-0 (GB) Packers, 24-17 (C)	1951—Bears, 31-20 (GB) Bears, 24-13 (C)
1927—Bears, 7-6 (GB) Bears, 14-6 (C)	1939—Packers, 21-16 (GB) Bears, 30-27 (C)	1952—Bears, 24-14 (GB) Packers, 41-28 (C)
1928—Tie, 12-12 (GB) Packers, 16-6 (C) Packers, 6-0 (C)	1940—Bears, 41-10 (GB) Bears, 14-7 (C)	1953—Bears, 17-13 (GB) Tie, 21-21 (C)
1929—Packers, 23-0 (GB) Packers, 14-0 (C) Packers, 25-0 (C)	1941—Bears, 25-17 (GB) Packers, 16-14 (C) **Bears, 33-14 (C)	1954—Bears, 10-3 (GB) Bears, 28-23 (C)
1930—Packers, 7-0 (GB) Packers, 13-12 (C) Bears, 21-0 (C)	1942—Bears, 44-28 (GB) Bears, 38-7 (C)	1955—Packers, 24-3 (GB) Bears, 52-31 (C)
1931—Packers, 7-0 (GB) Packers, 6-2 (C) Bears, 7-6 (C)	1943—Tie, 21-21 (GB) Bears, 21-7 (C)	1956—Bears, 37-21 (GB) Bears, 38-14 (C)
1932—Tie, 0-0 (GB) Packers, 2-0 (C) Bears, 9-0 (C)	1944—Packers, 42-28 (GB) Bears, 21-0 (C)	1957—Packers, 21-17 (GB) Bears, 21-14 (C)
1933—Bears, 14-7 (GB) Bears, 10-7 (C) Bears, 7-6 (C)	1945—Packers, 31-21 (GB) Bears, 28-24 (C)	1958—Bears, 34-20 (GB) Bears, 24-10 (C)
	1946—Bears, 30-7 (GB) Bears, 10-7 (C)	1959—Packers, 9-6 (GB) Bears, 28-17 (C)
		1960—Bears, 17-14 (GB) Packers, 41-13 (C)

1961—Packers, 24-0 (GB) Packers, 31-28 (C)	1970—Packers, 20-19 (GB) Bears, 35-17 (C)	1979—Bears, 6-3 (C) Bears, 15-14 (GB)
1962—Packers, 49-0 (GB) Packers, 38-7 (C)	1971—Packers, 17-14 (C) Packers, 31-10 (GB)	1980—Packers, 12-6 (GB) OT Bears, 61-7 (C)
1963—Bears, 10-3 (GB) Bears, 26-7 (C)	1972—Packers, 20-17 (GB) Packers, 23-17 (C)	1981—Packers, 16-9 (C) Packers, 21-17 (GB)
1964—Packers, 23-12 (GB) Packers, 17-3 (C)	1973—Bears, 31-17 (GB) Packers, 21-0 (C)	1983—Packers, 31-28 (GB) Bears, 23-21 (C)
1965—Packers, 23-14 (GB) Bears, 31-10 (C)	1974—Bears, 10-9 (C) Packers, 20-3 (Mil)	1984—Bears, 9-7 (GB) Packers, 20-14 (C)
1966—Packers, 17-0 (C) Packers, 13-6 (GB)	1975—Bears, 27-14 (C) Packers, 28-7 (GB)	1985—Bears, 23-7 (C) Bears, 16-10 (GB)
1967—Packers, 13-10 (GB) Packers, 17-13 (C)	1976—Bears, 24-13 (C) Bears, 16-10 (GB)	1986—Bears, 25-12 (GB) Bears, 12-10 (C)
1968—Bears, 13-10 (GB) Packers, 28-27 (C)	1977—Bears, 26-0 (GB) Bears, 21-10 (C)	1987—Bears, 26-24 (GB) Bears, 23-10 (C)
1969—Packers, 17-0 (GB) Packers, 21-3 (C)	1978—Packers, 24-14 (GB) Bears, 14-0 (C)	1988—Bears 24-6 (GB) Bears 16-0 (C)

\*\*Division Playoffs

<b>Bears vs. Houston Oilers</b>	<b>W-2 L-2</b>	<b>Points—Oilers 78, Bears 61</b>
---------------------------------	----------------	-----------------------------------

1973—Bears, 35-14 (C)	1980—Oilers, 10-6 (C)	1986—Bears, 20-7 (H)
1977—Oilers, 47-0 (H)		

<b>Bears vs. Indianapolis Colts</b>	<b>W-15 L-21</b>	<b>Points—Colts 753, Bears 711</b>
-------------------------------------	------------------	------------------------------------

1953—Colts, 13-9 (B) Colts, 16-14 (C)	1959—Bears, 26-21 (B) Colts, 21-7 (C)	1965—Colts, 26-21 (C) Bears, 13-0 (B)
1954—Bears, 28-9 (C) Bears, 28-13 (B)	1960—Colts, 42-7 (B) Colts, 24-40 (C)	1966—Bears, 27-17 (C) Colts, 21-16 (B)
1955—Colts, 23-17 (B) Bears, 38-10 (C)	1961—Bears, 24-10 (C) Bears, 21-20 (B)	1967—Colts, 24-3 (C)
1956—Colts, 28-21 (B) Bears, 58-27 (C)	1962—Bears, 35-15 (C) Bears, 57-0 (B)	1968—Colts, 28-7 (B)
1957—Colts, 21-10 (B) Colts, 29-14 (C)	1963—Bears, 10-3 (C) Bears, 17-7 (B)	1969—Colts, 24-21 (C)
1958—Colts, 51-38 (B) Colts, 17-0 (C)	1964—Colts, 52-0 (B) Colts, 40-24 (C)	1970—Colts, 21-20 (B)
		1975—Colts, 35-7 (C)
		1983—Colts, 22-19 (B) OT
		1985—Bears, 17-10 (C)
		1988—Bears, 17-13 (I)

<b>Bears vs. Kansas City Chiefs</b>	<b>W-3 L-1</b>	<b>Points—Chiefs 87, Bears 82</b>
-------------------------------------	----------------	-----------------------------------

1973—Chiefs, 19-7 (KC)	1981—Bears, 16-13 (KC) OT	1987—Bears, 31-28 (C)
1977—Bears, 28-27 (KC)		

<b>Bears vs. LA Raiders</b>	<b>W-3 L-3</b>	<b>Points—Bears 113, Raiders 96</b>
-----------------------------	----------------	-------------------------------------

1972—Raiders, 28-21 (O)	1978—Raiders, 25-19 (C) OT	1984—Bears, 17-6 (C)
1976—Raiders, 28-27 (C)	1981—Bears, 23-6 (O)	1987—Bears, 6-3 (LA)

<b>Bears vs. LA Rams</b>	<b>W-43 L-29 T-3</b>	<b>Points—Bears 1,744, Rams 1,544</b>
--------------------------	----------------------	---------------------------------------

1937—Bears, 20-2 (Clev) Bears, 15-7 (C)	1941—Bears, 48-21 (Clev) Bears, 31-13 (C)	1947—Bears, 41-21 (LA) Rams, 17-14 (C)
1938—Rams, 14-7 (C) Rams, 23-21 (Clev)	1942—Bears, 21-7 (Clev) Bears, 47-0 (C)	1948—Bears, 42-21 (C) Bears, 21-6 (LA)
1939—Bears, 30-21 (Clev) Bears, 35-21 (C)	1944—Rams, 19-7 (Clev) Bears, 28-21 (C)	1949—Rams, 31-16 (C) Rams, 27-24 (LA)
1940—Bears, 21-14 (Clev) Bears, 47-25 (C)	1945—ams, 17-0 (Clev) Rams, 41-21 (C)	1950—Bears, 24-20 (LA) Bears 24-14 (C)
	1946—Tie, 28-28 (C) Bears, 27-21 (LA)	**Rams, 24-14 (LA)

1951—Rams, 42-17 (C)	1960—Bears, 34-27 (C)	1971—Rams, 17-3 (LA)
1952—Rams, 31-7 (LA)	Tie, 24-24 (LA)	1972—Tie, 13-13 (C)
Rams, 40-24 (C)	1961—Bears, 21-17 (LA)	1973—Rams, 26-0 (C)
1953—Rams, 38-24 (LA)	Bears, 28-24 (C)	1975—Rams, 38-10 (LA)
Bears, 24-21 (C)	1962—Bears, 27-23 (LA)	1976—Rams, 20-12 (LA)
1954—Rams, 42-38 (LA)	Bears, 30-14 (C)	1977—Bears, 24-23 (C)
Bears, 24-13 (C)	1963—Bears, 52-14 (LA)	1979—Bears, 27-23 (C)
1955—Bears, 31-20 (LA)	Bears, 6-0 (C)	1981—Rams, 24-7 (C)
Bears, 24-3 (C)	1964—Bears, 38-17 (C)	1982—Bears, 34-26 (LA)
1956—Bears, 35-24 (LA)	Bears, 34-24 (LA)	1983—Rams, 21-14 (LA)
Bears, 30-21 (C)	1965—Rams, 30-28 (LA)	1984—Rams, 29-13 (LA)
1957—Bears, 34-26 (C)	Bears, 31-6 (C)	1985—***Bears, 24-0 (C)
Bears, 16-10 (LA)	1966—Rams, 31-17 (LA)	1986—Rams, 20-17 (C)
1958—Bears, 31-10 (C)	Bears, 17-10 (C)	1988—Rams, 23-3 (LA)
Rams, 41-35 (LA)	1967—Rams, 28-17 (C)	
1959—Rams, 28-21 (C)	1968—Bears, 17-16 (LA)	**Conference Playoff
Bears, 26-21 (LA)	1969—Rams, 9-7 (C)	***NFC Championship

**Bears vs. Miami Dolphins W-1 L-4 Points—Dolphins 156, Bears 90**

1971—Dolphins, 34-3 (M)	1979—Dolphins—31-16 (M)	1988—Bears, 34-7 (C)
1975—Dolphins, 46-13 (C)	1985—Dolphins 38-24 (M)	

**Bears vs. Minnesota Vikings W-25 L-28 T-2 Points—Vikings 1,100, Bears 992**

1961—Vikings, 37-13 (M)	1970—Vikings 24-0 (C)	1979—Bears, 26-7 (C)
Bears, 52-35 (C)	Vikings, 16-13 (M)	Vikings, 30-27 (M)
1962—Bears, 13-0 (M)	1971—Bears, 20-17 (M)	1980—Vikings, 34-14 (C)
Bears, 31-30 (C)	Vikings, 27-10 (C)	Vikings, 13-7 (M)
1963—Bears, 28-7 (M)	1972—Bears, 13-10 (C)	1981—Vikings, 24-21 (M)
Tie 17-17 (C)	Vikings, 23-10 (M)	Bears, 10-9 (C)
1964—Bears, 34-8 (M)	1973—Vikings, 22-13 (C)	1982—Vikings, 35-7 (M)
Vikings, 41-14 (C)	Vikings, 31-13 (M)	1983—Vikings, 23-14 (C)
1965—Bears, 45-37 (M)	1974—Vikings, 11-7 (M)	Bears 19-13 (M)
Vikings, 24-17 (C)	Vikings, 17-0 (C)	1984—Bears, 16-7 (C)
1966—Bears, 13-10 (M)	1975—Vikings, 28-3 (M)	Bears 34-3 (M)
Bears, 41-28 (C)	Vikings, 13-9 (C)	1985—Bears, 33-24 (M)
1967—Bears, 17-7 (M)	1976—Vikings, 20-19 (M)	Bears, 27-9 (C)
Tie, 10-10 (C)	Bears, 14-13 (C)	1986—Bears, 23-0 (C)
1968—Bears, 27-17 (M)	1977—Vikings, 22-16 (M) OT	Vikings, 23-7 (M)
Bears, 26-24 (C)	Bears, 10-7 (C)	1987—Bears, 27-7 (C)
1969—Vikings, 31-0 (C)	1978—Vikings, 24-20 (C)	Bears, 30-24 (M)
Vikings, 31-14 (M)	Vikings, 17-14 (M)	1988—Vikings, 31-7 (C)
		Vikings, 28-27 (M)

**Bears vs. New England Patriots W-3 L-3 Points—Bears 116, Patriots 100**

1973—Patriots, 13-10 (C)	1982—Bears, 26-13 (C)	1988—Patriots, 30-7 (NE)
1979—Patriots, 27-7 (C)	1985—Bears, 20-7 (C)	
*Super Bowl	*Bears, 46-10 (N. Orleans)	

**Bears vs. New Orleans Saints W-7 L-5 Points—Bears 278, Saints 197**

1968—Bears, 23-17 (NO)	1974—Bears, 24-10 (C)	1982—Saints, 10-0 (C)
1970—Bears 24-3 (NO)	1975—Bears, 42-17 (NO)	1983—Saints, 34-31 (NO) OT
1971—Bears, 35-14 (C)	1977—Saints, 42-24 (C)	1984—Bears, 20-7 (C)
1973—Saints, 21-16 (NO)	1980—Bears, 22-3 (C)	1987—Saints, 19-17 (C)

**Bears vs. N.Y. Giants W-28 L-16 T-2 Points—Bears 792, Giants 593**

1925—Bears, 19-7 (NY)	1929—Giants, 26-14 (C)	1931—Bears, 6-0 (C)
Giants, 9-0 (C)	Giants, 34-0 (NY)	Bears, 12-6 (NY)
1926—Bears, 7-0 (C)	Giants, 14-9 (C)	Giants, 25-6 (C)
1927—Giants, 13-7 (NY)	1930—Giants, 12-0 (C)	1932—Bears, 28-8 (NY)
1928—Bears, 13-0 (C)	Bears, 12-0 (NY)	Bears, 6-0 (C)

1933—Bears, 14-10 (C) Giants, 3-0 (NY) *Bears, 23-21 (C)	1939—Giants, 16-13 (NY) 1940—Bears, 37-21 (NY) 1941—*Bears, 37-9 (C) 1942—Bears, 26-7 (NY) 1943—Bears, 56-7 (NY) 1946—Giants, 14-0 (NY) *Bears, 24-14 (NY) 1948—Bears, 35-14 (C) 1949—Giants, 35-28 (NY) 1956—Tie, 17-17 (NY) *Giants, 47-7 (NY)	1962—Giants, 26-24 (C) 1963—*Bears, 14-10 (C) 1965—Bears, 35-14 (NY) 1967—Bears, 34-7 (C) 1969—Giants, 28-24 (NY) 1970—Bears, 24-16 (NY) 1974—Bears, 16-13 (C) 1977—Bears, 12-9 (NY) OT 1985—**Bears, 21-0 (C) 1987—Bears, 34-19 (C)
--	--	---

\*NFL Championship  
\*\*NFC Divisional Playoff

Bears vs. N.Y. Jets	W-2 L-1	Points—Bears 63, Jets 42
1974—Jets, 23-21 (C)	1979—Bears, 23-13 (C)	1985—Bears, 19-6 (NY)

Bears vs. Philadelphia Eagles	W-22 L-4 T-1	Points—Bears 590, Eagles 295
1933—Tie, 3-3 (P) 1935—Bears, 39-0 (P) 1936—Bears, 17-0 (P) *Bears, 28-7 (P) 1938—Bears, 28-6 (P) 1939—Bears, 27-14 (C) 1941—Bears, 49-14 (P) 1942—Bears, 45-14 (C) 1944—Bears, 28-7 (P) *NFC Divisional Playoff	1946—Bears, 21-14 (C) 1947—Bears, 40-7 (C) 1948—Eagles, 12-7 (P) 1949—Bears, 38-21 (C) 1955—Bears, 17-10 (C) 1961—Eagles, 16-14 (P) 1963—Bears, 16-7 (C) 1968—Bears, 29-16 (P) 1970—Bears, 20-16 (C)	1972—Bears, 21-12 (P) 1975—Bears, 15-13 (C) 1979—*Eagles, 27-17 (P) 1980—Eagles, 17-14 (P) 1983—Bears, 7-6 (P) *Bears, 17-14 (C) 1987—Bears, 35-3 (P) 1988—*Bears, 20-12 (C)

Bears vs. Phoenix Cardinals	W-50 L-25T-6	Points—Bears 1,517, Cardinals 977
1920—Cardinals, 7-6 (NP) *Staleys, 10-0 (Wr) 1921—Tie, 0-0 (Wr) 1922—Cardinals, 6-0 (Co) Cardinals, 9-0 (Co) 1923—Bears, 3-0 (Wr) 1924—Bears, 6-0 (Wr) Bears, 21-0 (Co) 1925—Cardinals, 9-0 (Co) Tie, 0-0 (Wr) 1926—Bears, 16-0 (Wr) Bears, 10-0 (So) Tie, 0-0 (Wr) 1927—Bears, 9-0 (NP) Cardinals, 3-0 (Wr) 1928—Bears, 15-0 (NP) Bears, 34-0 (Wr) 1929—Tie, 0-0 (Wr) Cardinals, 40-6 (Co) 1930—Bears, 32-6 (Co) Bears, 6-0 (Wr) 1931—Bears, 26-13 (Wr) Bears, 18-7 (Wr) 1932—Tie, 0-0 (Wr) Bears, 34-0 (Wr) 1933—Bears, 12-9 (Wr) Bears, 22-6 (Wr)	1934—Bears, 20-0 (Wr) Bears, 17-6 (Wr) 1935—Tie, 7-7 (Wr) Bears, 13-0 (Wr) 1936—Bears, 7-3 (Wr) Cardinals, 14-7 (Wr) 1937—Bears, 16-7 (Wr) Bears, 42-28 (Wr) 1938—Bears, 16-13 (So) Bears, 34-38 (Wr) 1939—Bears, 44-7 (Wr) Bears, 48-7 (Co) 1940—Cardinals, 21-7 (Co) Bears, 31-23 (Wr) 1941—Bears, 53-7 (Wr) Bears, 34-24 (Co) 1942—Bears, 41-14 (Wr) Bears, 21-7 (Co) 1943—Bears, 20-0 (Wr) Bears, 35-24 (Co) 1945—Cardinals, 16-7 (Wr) Bears, 28-20 (Co) 1946—Bears, 34-17 (Co) Cardinals, 35-28 (Wr) 1947—Cardinals, 31-7 (Co) Cardinals, 30-21 (Wr) 1948—Bears, 28-17 (Co) Cardinals, 24-21 (Wr)	1949—Bears, 17-7 (Co) Bears, 52-2 (Wr) 1950—Bears, 27-6 (Wr) Cardinals, 20-10 (Co) 1951—Cardinals, 28-14 (Co) Cardinals, 24-14 (Wr) 1952—Cardinals, 21-10 (Co) Bears, 10-7 (Wr) 1953—Cardinals, 24-17 (Wr) 1954—Bears, 29-7 (Co) 1955—Cardinals, 53-14 (Co) 1956—Bears, 10-3 (Wr) 1957—Bears, 14-6 (Co) 1958—Bears, 30-14 (Wr) 1959—Bears, 31-7 (So) 1965—Bears, 34-13 (Wr) 1966—Cardinals, 24-17 (StL) 1967—Bears, 30-3 (Wr) 1969—Cardinals, 20-17 (StL) 1972—Bears, 27-10 (StL) 1975—Cardinals, 34-20 (So) 1977—Cardinals, 16-13 (StL) 1978—Bears, 17-10 (So) 1979—Bears, 42-6 (So) 1982—Cardinals, 10-7 (So) 1984—Cardinals, 38-21 (StL)

**Bears vs. Pittsburgh Steelers W-14 L-4 T-1 Points—Bears 425, Steelers 271**

1934—Bears, 28-0 (P)	1945—Bears, 28-7 (P)	1969—Bears, 38-7 (C)
1935—Bears, 23-7 (P)	1947—Bears, 49-7 (C)	1971—Bears, 17-15 (C)
1936—Bears, 27-9 (P)	1949—Bears, 30-21 (C)	1975—Steelers, 34-3 (P)
Bears, 26-6 (C)	1958—Steelers, 24-10 (P)	1980—Steelers, 38-3 (P)
1937—Bears, 7-0 (P)	1959—Bears, 27-21 (C)	1986—Bears, 13-10 (C) OT
1939—Bears, 32-0 (P)	1963—Tie, 17-17 (P)	
1941—Bears, 34-7 (C)	1967—Steelers, 41-13 (P)	

**Bears vs. San Diego Chargers W-1 L-4 Points—Chargers 125, Bears 62**

1970—Chargers, 20-7 (C)	1978—Chargers, 40-7 (SD)	1984—Chargers, 20-7 (SD)
1974—Chargers, 28-21 (SD)	1981—Bears, 20-17 (C) OT	

**Bears vs. San Francisco 49ers W-25 L-25 T-1 Points—49ers 1,121, Bears 1,052**

1950—Bears, 32-20 (SF)	1959—49ers, 20-17 (SF)	1969—49ers, 42-21 (SF)
Bears, 17-0 (C)	Bears, 14-3 (C)	1970—49ers, 37-16 (C)
1951—Bears, 13-7 (C)	1960—Bears, 27-10 (C)	1971—49ers, 13-0 (SF)
1952—49ers, 40-16 (C)	49ers, 25-7 (SF)	1972—49ers, 34-21 (C)
Bears, 20-17 (SF)	1961—Bears, 31-0 (C)	1974—49ers, 34-0 (C)
1953—49ers, 35-28 (C)	49ers, 41-31 (SF)	1975—49ers, 31-3 (SF)
49ers, 24-14 (SF)	1962—Bears, 30-14 (SF)	1976—Bears, 19-12 (SF)
1954—49ers, 31-24 (C)	49ers, 34-27 (C)	1978—Bears, 16-13 (SF)
Bears, 31-27 (SF)	1963—49ers, 20-14 (SF)	1979—Bears, 28-27 (SF)
1955—49ers, 20-19 (C)	Bears, 27-7 (C)	1981—49ers, 28-17 (SF)
Bears, 34-23 (SF)	1964—49ers, 31-21 (SF)	1983—Bears, 13-3 (C)
1956—Bears, 31-7 (C)	Bears, 23-21 (C)	1984—*49ers, 23-0 (SF)
Bears, 38-21 (SF)	1965—49ers, 52-24 (SF)	1985—Bears, 26-10 (SF)
1957—49ers, 21-17 (C)	Bears, 61-20 (C)	1987—49ers, 41-0 (SF)
49ers, 21-17 (SF)	1966—Tie 30-30 (C)	1988—Bears 10-9 (C)
1958—Bears, 28-6 (C)	49ers, 41-14 (SF)	*49ers 28-3 (C)
Bears, 27-14 (SF)	1967—Bears, 28-14 (SF)	
	1968—Bears, 27-19 (C)	

*NFC Championship***Bears vs. Seattle Seahawks W-1 L-4 Points—Seahawks, 130, Bears, 107**

1976—Bears, 34-7 (S)	1982—Seahawks, 20-14 (S)	1987—Seahawks, 34-21 (C)
1978—Seahawks, 31-29 (C)	1984—Seahawks, 38-9 (S)	

**Bears vs. Tampa Bay Buccaneers W-18 L-4 Points—Bears, 528, Buccs 280**

1977—Bears, 10-0 (TB)	1981—Bears, 28-17 (C)	1985—Bears, 38-28 (C)
1978—Buccaneers, 33-19 (TB)	Buccaneers, 20-10 (TB)	Bears, 27-19 (TB)
Bears, 14-3 (C)	1982—Buccaneers, 26-23 (TB) OT	1986—Bears, 23-3 (TB)
1979—Buccaneers, 17-13 (C)	1983—Bears, 17-10 (C)	Bears, 48-14 (C)
Bears, 14-0 (TB)	Bears, 27-0 (TB)	1987—Bears, 20-3 (C)
1980—Bears, 23-0 (C)	1984—Bears, 34-14 (C)	Bears, 27-26 (TB)
Bears, 14-13 (TB)	Bears, 44-9 (TB)	1988—Bears 28-10 (C)
		Bears 27-15 (TB)

**Bears vs. Washington Redskins W-21 L-13 T-1 Points—Bears 831, Redskins 565**

1932—Tie 7-7 (B)	1942—**Redskins, 14-6 (W)	1964—Redskins, 27-20 (W)
1933—Bears, 7-0 (C)	1943—Redskins, 21-7 (W)	1968—Redskins, 38-28 (C)
Redskins, 10-0 (C)	**Bears, 41-21 (C)	1971—Bears, 16-15 (C)
1934—Bears, 21-0 (B)	1945—Redskins, 28-21 (W)	1974—Redskins, 42-0 (W)
1935—Bears, 30-14 (B)	1946—Bears, 24-20 (C)	1976—Bears, 33-7 (C)
1936—Bears, 26-0 (B)	1947—Bears, 56-20 (W)	1978—Bears, 14-10 (W)
1937—**Redskins, 28-21 (C)	1948—Bears, 48-13 (C)	1980—Bears, 35-21 (C)
1938—Bears, 31-7 (C)	1949—Bears, 31-21 (W)	1981—Redskins, 24-7 (C)
1940—Redskins, 7-3 (W)	1951—Bears, 27-0 (W)	1984—**Bears, 23-19 (W)
**Bears 73-0 (W)	1953—Bears, 27-24 (W)	1985—Bears, 45-10 (C)
1941—Bears, 35-21 (C)	1957—Redskins, 14-3 (C)	1986—**Redskins, 27-13 (C)
		1987—**Redskins, 21-17 (C)
		1988—Bears, 34-14 (W)

\*NFL Championship

\*\*\*NFC Divisional Playoff

# BEAR HONOR ROLL

Below and on the following pages is a listing of players who have been on the Chicago Bears' active roster for one or more National Football League games from 1920 thru the 1988 seasons. The asterisks indicate deceased players; ( ) indicates the number of seasons with the Bears; year indicates first Bear season.

## -A-

Abbey, Joe (North Texas State) . . . . .	E	(2)	1948
Adamle, Mike (Northwestern) . . . . .	RB	(2)	1975
Adams, John (LA State) . . . . .	B	(4)	1959
Adkins, Roy* (Millikin & Bethany) . . . . .	G	(2)	1920
Adickes, John (Baylor) . . . . .	C	(2)	1987
Akin, Len (Baylor) . . . . .	G	(1)	1942
Albrecht, Ted (California) . . . . .	T	(5)	1977
Allen, Duane (Santa Ana) . . . . .	E	(2)	1966
Allen, Eddie (Pennsylvania) . . . . .	FB	(1)	1947
Allen, Egypt (TCU) . . . . .	DB	(1)	1987
Altman, Robert (Michigan St.) . . . . .	E	(1)	1936
Althoff, Jim (Winona St.) . . . . .	DT	(1)	1987
Amsler, Marty (Evansville) . . . . .	DE	(2)	1967
Anderson, Art (Idaho) . . . . .	T	(2)	1961
Anderson, Brad (Arizona) . . . . .	WR	(2)	1984
Anderson, Ed* (Notre Dame) . . . . .	E	(1)	1923
Anderson, Henry (Northwestern) . . . . .	G	(1)	1931
Anderson, Hunk* (Notre Dame) . . . . .	G	(6)	1922
Anderson, Marcus (Tulane) . . . . .	WR	(1)	1981
Anderson, Neal (Florida) . . . . .	RB	(3)	1986
Anderson, Ralph* (Los Angeles St.) . . . . .	E	(1)	1958
Anderson, William (Compton Jr) . . . . .	HB	(2)	1953
Andrews, Tom (Louisville) . . . . .	C	(2)	1984
Antoine, Lionel (Southern Illinois) . . . . .	T	(6)	1972
Apolskis, Charles* (DePaul) . . . . .	E	(2)	1938
Ardizzone, Tony (Northwestern) . . . . .	C	(1)	1979
Arnett, Jon (Southern California) . . . . .	HB	(3)	1964
Arp, John (Lincoln) . . . . .	T	(1)	1987
Artoe, Lee (California) . . . . .	T	(4)	1940
Ashburn, Clifford (Nebraska) . . . . .	T	(1)	1930
Asher, Bob (Vanderbill) . . . . .	T	(4)	1972
Ashmore, M. Roger* (Gonzaga) . . . . .	T	(1)	1927
Aspatore, Edward (Marquette) . . . . .	T	(1)	1934
Atkins, Doug (Tennessee) . . . . .	E	(12)	1955
Atkins, Kelvin (Illinois) . . . . .	LB	(1)	1983
Autrey, Billy (SF Austin) . . . . .	C	(1)	1953
Avelini, Bob (Maryland) . . . . .	QB	(10)	1975
Aveni, John (Indiana) . . . . .	E	(2)	1959

## -B-

Babartsky, Al (Fordham) . . . . .	T	(3)	1943
Babinecz, John (Villanova) . . . . .	LB	(1)	1975
Badaczewski, J. (Western Reserve) . . . . .	G	(1)	1953
Baisi, Al (West Virginia) . . . . .	G	(3)	1940

Barker, Richard* (Iowa State) . . . . .	G	(1)	1921
Barnes, Erich (Purdue) . . . . .	HB	(3)	1958
Barnes, Gary (Clemson) . . . . .	E	(1)	1964
Barnes, Joe (Texas Tech) . . . . .	QB	(1)	1974
Barnes, Lew (Oregon) . . . . .	WR	(1)	1986
Barnett, Steve (Oregon) . . . . .	T	(1)	1963
Barnhardt, Tom (North Carolina) . . . . .	P	(1)	1987
Barwegan, Richard* (Purdue) . . . . .	G	(3)	1950
Baschnagel, Brian (Ohio St.) . . . . .	WR	(9)	1976
Bassi, Dick* (Santa Clara) . . . . .	G	(2)	1938
Battles, Bill (Brown) . . . . .	E	(1)	1939
Bauman, Alf (Northwestern) . . . . .	T	(3)	1948
Bausch, Frank* (Kansas) . . . . .	C	(4)	1937
Baynham, Craig (Georgia Tech) . . . . .	RB	(1)	1970
Becker, Dave (Iowa) . . . . .	S	(1)	1980
Becker, Doug (Notre Dame) . . . . .	LB	(1)	1978
Becker, Kurt (Michigan) . . . . .	G	(7)	1982
Becker, Wayland (Marquette) . . . . .	E	(1)	1934
Bell, Bob (Missouri) . . . . .	LB	(1)	1987
Bell, Kay (Washington State) . . . . .	T	(1)	1937
Bell, Todd (Ohio St.) . . . . .	S	(6)	1981
Benton, Jim (Arkansas) . . . . .	E	(1)	1943
Bergerson, Gilbert* (Oregon State) . . . . .	G	(2)	1932
Berry, Connie, M. (N. Carolina St.) . . . . .	E	(5)	1942
Berry, Royce (Houston) . . . . .	DE	(1)	1976
Best, Art (Kent State) . . . . .	RB	(2)	1977
Bettis, Tom (Purdue) . . . . .	LB	(1)	1963
Bettridge, John (Ohio State) . . . . .	HB	(1)	1937
Bingham, Don (Sul Ross) . . . . .	HB	(1)	1956
Bishop, Bill (North Texas) . . . . .	T	(9)	1952
Bishop, Don (Los Angeles City) . . . . .	E	(1)	1959
Bivins, Charles (Morris Brown) . . . . .	HB	(7)	1960
Bjork, Del (Oregon) . . . . .	T	(2)	1937
Blackburn, J.A. . . . .	T	(1)	1923
Blacklock, Hugh* (Michigan State) . . . . .	T	(6)	1920
Blackman, Lennon (Tulsa) . . . . .	HB	(1)	1930
Blair, Paul (Oklahoma State) . . . . .	T	(2)	1986
Blanda, George (Kentucky) . . . . .	QB	(10)	1949
Boden, Lynn (South Dakota St.) . . . . .	G	(1)	1979
Bolan, George* (Purdue) . . . . .	FB	(4)	1921
Bonderant, J.B.* (DePaul) . . . . .	C	(1)	1922
Boone, J.R. (Tulsa U) . . . . .	HB	(4)	1948
Bortz, Mark (Iowa) . . . . .	G	(6)	1983
Boso, Cap (Illinois) . . . . .	TE	(2)	1987
Bowers, Sam (Fordham) . . . . .	TE	(1)	1987
Brackett, M.L. (Auburn) . . . . .	T	(2)	1956
Bradley, Chuck (Oregon) . . . . .	TE	(1)	1977
Bradley, Ed (Wake Forest) . . . . .	G	(2)	1950
Bradley, Steve (Indiana) . . . . .	QB	(1)	1987
Braidwood, Charles* (Chattanooga) . . . . .	E	(1)	1932
Bramhall, Art (DePaul) . . . . .	HB	(1)	1931
Bratkowski, Zeke (Georgia) . . . . .	QB	(6)	1954
Bray, Ray (Western Michigan) . . . . .	G	(10)	1939

Brewers, Chris (Arizona).....	RB	(1)	1987
Brink, Larry (Northern Illinois).....	E	(1)	1954
Britton, Earl* (Illinois).....	FB	(1)	1925
Brockman, Edward (Oklahoma).....	B	(1)	1930
Brown, Charley (Syracuse).....	DB	(2)	1966
Brown, Ed (San Francisco).....	QB	(8)	1954
Brown, Kevin (W. Texas St.).....	P	(1)	1987
Brown, William (Illinois).....	FB	(1)	1961
Bruer, Bob (Mankato State).....	TE	(1)	1976
Brumbaugh, Carl* (Florida).....	QB	(8)	1930
Brupbacher, Ross (Tex. A&M).....	LB	(4)	1970
Bryan, Johnny* (Chicago).....	HB	(4)	1922
Bryant, Waymond (Tennessee St.).....	LB	(4)	1974
Buck, Arthur (John Carroll).....	HB	(1)	1941
Buckler, William "Bill" (Alabama).....	G	(6)	1926
Buffone, Doug (Louisville).....	LB	(14)	1966
Buford, Maury (Texas Tech).....	P	(2)	1985
Buivild, Ray* (Marquette).....	QB-HB	(2)	1937
Bukich, Rudy (Southern Cal).....	QB	(9)	1958
Bull, Ronnie (Baylor).....	B	(9)	1962
Burdick, Lloyd* (Illinois).....	T	(2)	1931
Burgeis, Glenn (Tulsa).....	T	(1)	1945
Burks, Randy (SE Oklahoma St.).....	WR	(1)	1976
Burman, George (Northwestern).....	T	(1)	1964
Buss, Arthur (Michigan State).....	T	(2)	1934
Bussey, Young* (Louisiana State).....	QB	(2)	1940
Butkus, Dick (Illinois).....	LB	(9)	1965
Butler, Gary (Rice).....	TE	(1)	1975
Butler, Kevin (Georgia).....	K	(4)	1985
Buzin, Rich (Penn State).....	T	(1)	1972

### —C—

Cabral, Brian (Colorado).....	LB	(5)	1981
Cadife, James (San Jose State).....	G	(11)	1962
Caffey, Lee Roy (Texas A&M).....	LB	(1)	1970
Calland, Lee (Louisville).....	CB	(1)	1969
Cameron, Jack (Winston-Salem).....	WR	(1)	1984
Campana, Al (Youngstown).....	HB	(4)	1950
Campbell, Gary (Colorado).....	LB	(7)	1977
Campbell, Leon (Arkansas).....	FB	(3)	1952
Canady, James (Texas).....	HB	(2)	1948
Carey, Bob* (Michigan State).....	E	(1)	1958
Carl, Harland (Wisconsin).....	HB	(1)	1956
Carlson, Jules "Zuck" (Oregon St.).....	G	(8)	1929
Caroline, J.C. (Illinois).....	HB	(10)	1956
Carter, Virgil (Brigham Young).....	QB	(4)	1968
Casares, Rick (Florida).....	FB	(10)	1955
Casey, Tim (Oregon).....	LB	(1)	1969
Casteta, Jesse (McNeese State).....	HB	(1)	1956
Chamberlin, Guy* (Nebraska).....	E	(2)	1920
Chambers, Wally (E. Kentucky).....	DT	(5)	1973
Chapura, Dick (Missouri).....	DT	(2)	1987
Chesley, Al (Pittsburgh).....	LB	(1)	1982
Chesney, Chester "Chel" (DePaul).....	C	(2)	1939
Childs, Clarence (Fla. A&M).....	DB	(1)	1968
Cifers, Ed (Tennessee).....	E	(2)	1947

Clark, Daryl (Texas).....	RB	(1)	1987
Clark, Gail (Michigan State).....	LB	(1)	1973
Clark, Greg (Arizona State).....	LB	(1)	1988
Clark, Harry (West Virginia).....	HB	(4)	1940
Clark, Herman (Oregon State).....	G	(5)	1952
Clark, Phil (Northwestern).....	DB	(1)	1970
Clarkson, Stuart* (Texas A&I).....	G	(7)	1942
Clemons, Craig (Iowa).....	S	(6)	1972
Coady, Rich (Memphis State).....	C/E	(5)	1970
Cobb, Mike (Michigan State).....	TE	(4)	1978
Cody, Ed (Purdue).....	FB	(2)	1949
Coia, Angelo (Southern California).....	HB	(4)	1960
Cole, Emerson (Toledo).....	FB	(1)	1952
Cole, Linz (T.C.U.).....	WR	(1)	1970
Concannon, Jack (Boston College).....	QB	(5)	1967
Conkright, Bill* (Oklahoma).....	C	(2)	1937
Connor, George (Notre Dame).....	T	(8)	1948
Conzelman, Jim* (Washington).....	HB	(1)	1920
Cooke, Ed (Maryland).....	E	(1)	1958
Copeland, Ron* (UCLA).....	WR	(1)	1969
Corbett, George (Millikin).....	HB	(7)	1932
Cornish, Frank (Grambling).....	DT	(4)	1966
Corzine, Lester (Davis Etkins).....	HB	(1)	1938
Cotton, Craig (Youngstown).....	TE	(1)	1973
Covert, Jim (Pittsburgh).....	T	(6)	1983
Cowan, Les (McMurry).....	T	(1)	1951
Crawford, Fred (Duke).....	T	(2)	1934
Crawford, James "Mush" (Illinois).....	G	(1)	1925
Croft, Abe (Southern Methodist).....	E	(2)	1944
Croftcheck, Don (Indiana).....	G	(1)	1967
Cross, Bob* (S.F. Austin State).....	T	(2)	1952
Culver, Alvin (Notre Dame).....	T	(1)	1932
Cunningham, Harold (Ohio State).....	E	(1)	1929
Curchin, Jeff (Florida State).....	T	(2)	1970

### —D—

Daffer, Ted (Tennessee).....	E	(1)	1954
Damore, John (Northwestern).....	C	(2)	1957
Daniell, Jim (Ohio State).....	T	(1)	1945
Daniels, Dick (Pacific-Oregon).....	S	(2)	1969
Davis, Art (Alabama State).....	T	(2)	1953
Davis, Fred (Alabama).....	T	(6)	1946
Davis, Harper (Mississippi State).....	HB	(1)	1950
Davis, John (Missouri).....	DB	(1)	1970
Davis, Roger (Syracuse).....	G	(4)	1960
Davis, Wendell (LSU).....	WR	(1)	1988
Dean, Fred (Texas Southern).....	G	(1)	1977
DeCorrevont, Bill (Northwestern).....	HB	(2)	1948
DeLong, Steve (Tennessee).....	DE	(1)	1972
Deloplaine, Jack (Salem).....	RB	(1)	1979
Dempsey, Frank (Florida).....	G	(4)	1950
Denny, Austin (Tennessee).....	E	(3)	1967
Dent, Richard (Tennessee St.).....	DE	(6)	1983
Devlin, Chris (Penn State).....	LB	(1)	1978
Dewweall, Willard (So. Methodist).....	E	(2)	1959
Digris, Bernie (Holy Cross).....	T	(1)	1943

Dimancheff, Boris Babe (Purdue) ..	HB	(1)	1952
Ditka, Mike (Pittsburgh) .....	TE	(6)	1961
Dodd, Al (N.W. Louisiana) .....	DB	(1)	1967
Doehring, John "Bull" .....	FB	(6)	1932
Doerger, Jerry (Wisconsin) .....	T	(1)	1982
Donchez, Tom (Penn State) .....	RB	(1)	1975
Dooley, Jim (Miami U.) .....	E	(9)	1952
Dottley, John (Mississippi) .....	FB	(3)	1951
Druggas, Merrill (Utah) .....	FB	(3)	1958
Douglass, Bobby (Kansas) .....	QB	(7)	1969
Douglass, Maurice (Kentucky) .....	DB	(3)	1986
Douthitt, Earl (Iowa) .....	S	(1)	1975
Dreher, Ferd (Denver) .....	E	(1)	1938
Dressen, Charley* .....	QB	(1)	1920
Draws, Ted (Princeton) .....	E	(1)	1928
Dreyer, Wally (Wisconsin) .....	HB	(1)	1949
Driscoll, Paddy* (Northwestern) ..	HB	(5)	1926
Drulis, Chuck* (Temple) .....	G	(6)	1942
Drury, Lyle (St. Louis) .....	E	(2)	1930
Drzewiecki, Ron (Marquette) .....	HB	(2)	1955
Duarte, George (No. Arizona) .....	CB	(1)	1987
Duerson, Dave (Notre Dame) .....	S	(5)	1983
Dugger, Jack (Ohio State) .....	E	(1)	1949
Dunlap, Bob (Oklahoma) .....	QB	(1)	1935
Dunsmore, Pat (Drake) .....	TE	(2)	1983

### -E-

Earl, Robin (Washington) .....	RB-TE	(6)	1977
Ecker, Ed (John Carroll) .....	T	(1)	1947
Edwards, Cid (Tennessee State) ..	RB	(1)	1975
Ellis, Allan (UCLA) .....	CB	(7)	1973
Elmes, Leland* (Bradley) .....	QB	(1)	1929
Ely, Harold (Iowa) .....	G	(1)	1932
Ely, Larry (Iowa) .....	LB	(1)	1975
Engelbreitsen, Paul* (Northwestern)	G	(1)	1932
Englund, Harry .....	E	(4)	1920
Erickson, Harold* (Wash. & Jeff.) ..	HB	(1)	1925
Evans, Earl (Harvard) .....	T	(4)	1926
Evans, Fred (Notre Dame) .....	HB	(1)	1948
Evans, Vince (USC) .....	QB	(7)	1977
Evey, Dick (Tennessee) .....	T	(6)	1964

### -F-

Fada, Rob (Pittsburgh) .....	G	(2)	1983
Falkenberg, Herb* (Trinity) .....	FB	(1)	1952
Famiglietti, Gary (Boston U.) .....	FB	(8)	1938
Fanning, Stan (Idaho) .....	T	(3)	1960
Farmer, George (U.C.L.A.) .....	WR	(6)	1970
Farrington, John* (Prairie View) ..	E	(4)	1960
Farris, Tom (Wisconsin) .....	QB	(2)	1946
Feathers, Beattie* (Tennessee) .....	HB	(4)	1934
Febel, Fritz* (Purdue) .....	G	(1)	1935
Federovich, John (Davis & Elkins) ..	T	(2)	1941
Feichtinger, Andy* .....	E	(2)	1920
Fencik, Gary (Yale) .....	S	(12)	1976
Fenimore, Bob (Oklahoma A&M) .....	HB	(1)	1947

Ferguson, J.B. .....	T	(1)	1932
Ferguson, Jim (So. Carolina) .....	C/LB	(1)	1969
Fetz, Gus* .....	FB	(1)	1923
Figner, George (Colorado) .....	HB	(1)	1953
Finzer, Dave (DePauw) .....	P	(1)	1984
Fisher, Bob (SMU) .....	TE	(2)	1980
Fisher, Jeff (USC) .....	CB	(4)	1981
Flaherty, Pat* (Princeton) .....	E	(1)	1923
Flanagan, Dick (Ohio State) .....	G	(2)	1948
Flanagan, Latham (Carnegie Tech) ..	E	(1)	1931
Fleckenstein, Bill (Iowa) .....	G	(6)	1925
Floyd, Bobby Jack (TCU) .....	FB	(1)	1953
Flutie, Doug (Boston College) .....	QB	(1)	1986
Ford, Charlie (Houston) .....	CB	(3)	1971
Fordham, Jim* (Georgia) .....	FB	(2)	1944
Forrest, Tom (Cincinnati) .....	G	(1)	1974
Forte, Aldo (Montana) .....	G	(4)	1939
Fortmann, Dan (Colgate) .....	G	(8)	1936
Fortunato, Joe (Mississippi St.) .....	LB	(12)	1955
Francis, Sam (Nebraska) .....	FB	(2)	1937
Franklin, Paul* (Franklin) .....	E	(5)	1930
Frazier, Leslie (Alcorn St.) .....	CB	(5)	1981
Frederick, Andy (New Mexico) .....	T	(3)	1983
Frump, Milton (Ohio Wesleyan) .....	G	(1)	1930
Fuller, Steve (Clemson) .....	QB	(3)	1984

### -G-

Gagnon, Dave (Ferris St.) .....	RB	(1)	1974
Gaines, Wentford (Cincinnati) .....	CB	(3)	1978
Gallimore, Willie* (Florida A&M) ..	HB	(7)	1957
Gallagher, Dave (Michigan) .....	DE	(1)	1974
Gallarneau, Hugh (Stanford) .....	HB	(5)	1941
Garrett, Carl (N. Mex. Highlands) ..	RB	(2)	1973
Garrett, T. (Oklahoma A&M) .....	C	(2)	1947
Garrett, W.D. (Mississippi State) ..	T	(1)	1950
Gault, Willie (Tennessee) .....	WR	(5)	1983
Garvey, A. "Hec" (Notre Dame) .....	E	(4)	1922
Garvey, Ed* (Notre Dame) .....	HB	(1)	1925
Gayle, Shaun (Ohio State) .....	S	(5)	1984
Gentry, Curtiss (Maryland State) ..	DB	(3)	1966
Gentry, Dennis (Baylor) .....	WR	(7)	1982
George, Bill* (Wake Forest) .....	G/LB	(14)	1952
Gepford, Sid* (Millikin & Bethany) ..	B	(1)	1919
Gersbach, Carl (West Chester St.) ..	LB	(1)	1975
Geyer, Bill (Colgate) .....	HB	(3)	1942
Gibron, Abe (Purdue) .....	G	(2)	1958
Gilliam, John (S. Carolina St.) .....	WR	(1)	1977
Glasgow, Brian (No. Illinois) .....	TE	(1)	1987
Glenn, Bill (Eastern Illinois) .....	QB	(2)	1941
Glueck, Larry (Villanova) .....	B	(3)	1963
Goebel, Paul (Michigan) .....	E	(1)	1925
Goodnight, Owen* (Hardin-Sims) ..	QB	(1)	1946
Gordon, Dick (Michigan State) .....	HB	(7)	1965
Gordon, Lou* (Illinois) .....	T	(1)	1938
Gorgal, Ken (Purdue) .....	HB	(2)	1955
Grabowski, Jim (Illinois) .....	RB	(1)	1971

Graham, Conrad (Tennessee) . . . . .	DB	(1)	1973	Hibbs, Jesse (Southern California) . . .	T	(1)	1931
Grandberry, Ken (Wash. St.) . . . . .	RB	(1)	1974	Hicks, Tom (Illinois) . . . . .	LB	(5)	1976
Grange, Garland "Gardie" (Illinois) . E	(3)	1929		High, Lennie . . . . .	HB	(1)	1920
Grange, Harold "Red" (Illinois) . . . .	HB	(8)	1925	Hilgenberg, Jay (Iowa) . . . . .	C	(8)	1981
Green, Bobby Joe (Florida) . . . . .	P	(12)	1962	Hill, Harlon (Florence St. Tchrs) . . .	E	(8)	1954
Greenwood, Glen* (Iowa) . . . . .	HB	(1)	1924	Hill, Ike (Catawba) . . . . .	WR	(2)	1973
Grim, Bob (Oregon State) . . . . .	WR	(1)	1975	Hintz, Mike (Wis-Platteville) . . . .	DB	(1)	1987
Grosvenor, George (Colorado) . . . .	HB	(2)	1935	Hoban, Mike (Michigan) . . . . .	G	(1)	1974
Grygo, Al* (South Carolina) . . . . .	HB	(2)	1944	Hobscheid, Fred* (Chicago) . . . . .	G	(1)	1927
Gudauskas, Pete (Murray State) . . .	G	(2)	1943	Hodgins, Norm (Louisiana St.) . . .	S	(1)	1974
Gulyanics, George (Ellisville, JC) . .	HB	(6)	1947	Hoffman, Jack (Xavier) . . . . .	E	(5)	1952
Gunn, Jimmy (USC) . . . . .	LB	(6)	1970	Hoffman, John* (Arkansas) . . . . .	E	(8)	1949
Gunner, Harry (Oregon State) . . . .	DE	(1)	1970	Hoffman, John (Hawaii) . . . . .	DE	(1)	1971

—H—

Haddon, Aldous (Wash. & Jeff.) . . . .	B	(1)	1928	Hoke, Jonathan (Ball State) . . . . .	CB	(1)	1960
Haines, Kris (Notre Dame) . . . . .	WR	(3)	1979	Holloway, Glen (No. Texas State) . .	G	(4)	1970
Halas, George* (Illinois) . . . . .	E	(10)	1920	Holman, Willie (So. Carolina St.) . .	DE	(6)	1968
Hale, Dave (Ottawa) . . . . .	DE	(3)	1969	Holmer, Walter* (Northwestern) . . .	FB	(2)	1929
Haluska, Jim (Wisconsin) . . . . .	HB	(1)	1956	Holovak, Mike (Boston College) . . .	FB	(2)	1947
Hamity, Lewis (Chicago) . . . . .	HB	(1)	1941	Hoptowit, Al (Washington State) . . .	T	(5)	1941
Hamlin, Gene (West Michigan) . . . .	C	(1)	1971	Horton, Larry (Iowa) . . . . .	DT	(2)	1972
Hammond, Henry (Southwestern) . . .	E	(1)	1937	Howley, Charles (West Virginia) . . .	C	(2)	1958
Hampton, Dan (Arkansas) . . . . .	DE	(10)	1979	Hrivnak, Gary (Purdue) . . . . .	DT	(4)	1973
Hanke, Carl* (Minnesota) . . . . .	G	(1)	1922	Huarte, John (Notre Dame) . . . . .	QB	(1)	1972
Hanny, Frank* (Indiana) . . . . .	E	(5)	1922	Huff, Gary (Florida State) . . . . .	QB	(4)	1973
Hansen, Clifford (Luther) . . . . .	HB	(1)	1933	Huffine, Ken* (Purdue) . . . . .	FB	(1)	1921
Hansen, Wayne* (Texas Western) . . .	C	(10)	1950	Hughan, Harry (Stanford) . . . . .	HB	(1)	1955
Herbaugh, Jim (Michigan) . . . . .	QB	(2)	1987	Hugas, Bernard* (Oregon) . . . . .	C	(1)	1941
Hardy, Cliff (Michigan State) . . . . .	CB	(1)	1971	Hughes, Billy* (Texas) . . . . .	C	(2)	1940
Harley, Charles Chic* (Ohio St.) . . .	RB	(1)	1921	Hull, Mike (So. California) . . . . .	FB	(3)	1968
Harper, Roland (Louisiana Tech) . . .	RB	(8)	1975	Hultz, Don (Southern Miss.) . . . . .	DT	(1)	1974
Harris, Al (Arizona State) . . . . .	DE	(9)	1979	Humphries, Stefan (Michigan) . . . .	G	(3)	1984
Harris, Chuck (West Virginia) . . . .	T	(1)	1987	Hunsinger, Chuck (Florida) . . . . .	HB	(3)	1950
Harris, Frank (N.C. State) . . . . .	RB	(1)	1987	Hunt, Jackie (Marshall) . . . . .	HB	(1)	1945
Harris, Richard (Grambling) . . . . .	DE	(2)	1974	Hurst, William (Oregon) . . . . .	G	(1)	1924
Harrison, Jim (Missouri) . . . . .	RB	(4)	1971	Huther, Bruce (New Hampshire) . . .	LB	(1)	1982
Hart, Tommy (Morris Brown) . . . . .	DE	(2)	1978	Hutchison, Anthony (Texas Tech) . .	RB	(2)	1983
Hartenstine, Mike (Penn St.) . . . .	DE	(12)	1975	Hyland, Bob (Boston College) . . . .	C	(1)	1970
Hartman, Fred (Rice) . . . . .	T	(1)	1947				
Hartnett, Perry (SMU) . . . . .	G	(2)	1982				
Haselrig, Clint (Michigan) . . . . .	WR	(1)	1974				
Hatley, John (Sul Ross) . . . . .	G	(1)	1953				
Hazelton, Major (Florida A&M) . . . .	DB	(2)	1968				
Healey, Ed* (Dartmouth) . . . . .	T	(6)	1922				
Healy, Don (Maryland) . . . . .	G	(2)	1958				
Heardon, Tom* (Notre Dame) . . . . .	QB	(1)	1929				
Heileman, Charles* (Iowa State) . . .	E	(1)	1939				
Heimuli, Lakai (BYU) . . . . .	RB	(1)	1987				
Helwig, John (Notre Dame) . . . . .	G	(4)	1953				
Hempel, Bill (Carroll) . . . . .	T	(1)	1942				
Henderson, Reuben (San Diego St.) . .	CB	(2)	1981				
Hensley, Dick (Kentucky) . . . . .	E	(1)	1953				
Herron, Bruce (New Mexico) . . . . .	LB	(5)	1978				
Hester, Jim (North Dakota) . . . . .	TE	(1)	1970				
Hewitt, Bill* (Michigan) . . . . .	E	(5)	1932				

—I—

Ingwerson, Burt* (Illinois) . . . . .	G	(2)	1920
Ippolito, Anthony* (Purdue) . . . . .	G	(1)	1943

—J—

Jackson, Bobby (Alabama) . . . . .	HB	(1)	1961
Jackson, Noah (Tampa) . . . . .	G	(9)	1975
Jackson, Randy (Florida) . . . . .	T	(8)	1967
Jackson, Vestee (Washington) . . . .	CB	(3)	1986
Jagade, Chick* (Indiana) . . . . .	FB	(2)	1954
James, Dan (Ohio) . . . . .	T	(1)	1967
Janata, John (Illinois) . . . . .	T	(1)	1983
Janet, Ernie (Washington) . . . . .	G	(3)	1972
January, Mike (Texas) . . . . .	LB	(1)	1987
Jarmoluk, Mike (Temple) . . . . .	T	(2)	1946
Jecha, Ralph (Northwestern) . . . . .	G	(1)	1955
Jencks, Robert (Miami, O.) . . . . .	E	(2)	1963

Jensvold, Leo* (Iowa).....	QB	(1)	1931	Kolman, Ed* (Northwestern).....	FB	(2)	1920
Jeter, Bob (Iowa).....	CB	(3)	1971	Konovsky, Bob* (Wisconsin).....	G	(1)	1960
Jeter, Perry (California-Poly Tech).....	RB	(2)	1956	Kopcha, Joe* (Chattanooga).....	G	(5)	1929
Jewett, Bob (Michigan State).....	E	(1)	1958	Kortas, Kenneth (Louisville).....	T	(1)	1969
Jiggetts, Dan (Harvard).....	T	(7)	1976	Kosins, Gary (Dayton).....	RB	(3)	1972
Joesting, Herb* (Minnesota).....	FB	(2)	1931	Kozowski, Glen (BYU).....	WR	(2)	1987
Johnson, Albert (Kentucky).....	FB	(1)	1938	Kreamcheck, John (Wm. & Mary).....	T	(3)	1953
Johnson, Bill* (So. Methodist).....	G	(2)	1946	Kreilling, Rich (Illinois).....	E	(1)	1964
Johnson, Greg (Florida St.).....	DT	(1)	1977	Kreiwald, Doug (West Texas State).....	G	(2)	1967
Johnson, Jack (Miami).....	B	(3)	1957	Krenk, Mitch (Nebraska).....	TE	(1)	1984
Johnson, John (Indiana).....	T	(6)	1963	Krumm, Todd (Michigan State).....	S	(1)	1988
Johnson, Leo (Millikin).....	HB	(1)	1920	Kuechenberg, Rudy (Indiana).....	LB	(3)	1967
Johnson, O.G.....	FB	(1)	1924	Kunz, Lee (Nebraska).....	LB	(3)	1979
Johnson, Pete (V.M.I.).....	B	(1)	1959	Kurek, Ralph (Wisconsin).....	FB	(6)	1965
Johnson, Troy (Oklahoma).....	LB	(1)	1988				
Johnson, Will (NE Louisiana).....	LB	(1)	1987				
Johnsos, Luke* (Northwestern).....	E	(9)	1929				
Jones, Bob (San Diego State).....	E	(1)	1967				
Jones, Dante (Oklahoma).....	LB	(1)	1988				
Jones, Edgar (Pittsburgh).....	HB	(1)	1945				
Jones, Jerry* (Notre Dame).....	G	(2)	1920				
Jones, Jimmy (Wisconsin).....	E	(3)	1965				
Jones, Stan (Maryland).....	T	(12)	1954				
Jordan, Donald (Houston).....	RB	(1)	1984				
Juenger, Dave (Ohio U.).....	WR	(1)	1973				

—K—

Karr, William* (West Virginia).....	E	(6)	1933	LaFleur, Joe* (Marquette).....	FB	(3)	1922
Karras, Ted (Indiana).....	G	(5)	1960	LaForest, W.....	FB	(1)	1920
Karwales, Jack (Michigan).....	E	(2)	1946	Lahar, Harold (Oklahoma).....	G	(2)	1941
Kassel, Chuck* (Illinois).....	E	(1)	1927	Lamb, Walter (Oklahoma).....	E	(1)	1946
Kavanaugh, Ken (Louisiana State).....	E	(8)	1940	Landry, Greg (Massachusetts).....	QB	(1)	1984
Kawal, Ed* (Illinois).....	C	(6)	1931	Lanum, R. "Jake"* (Ill & Millikin).....	QB	(5)	1920
Keane, Jim (Iowa).....	E	(6)	1946	Larson, Fred* (Notre Dame).....	C	(1)	1922
Keefe, Jerry* (Notre Dame).....	G	(6)	1946	Lashar, Tim (Oklahoma).....	K	(1)	1987
Kelly, Elmo (Wichita U.).....	E	(1)	1944	Lasker, Greg (Arkansas).....	S	(1)	1988
Kelly, Jim (Tenn. St.).....	TE	(1)	1974	Latta, Greg (Morgan State).....	TE	(6)	1975
Kendricks, Jim (Texas A&M).....	T	(1)	1924	Lawler, Allen (Texas).....	HB	(1)	1948
Keriasotis, Nick (St. Ambrose).....	G	(3)	1942	Lawson, Roger (West. Michigan).....	RB	(2)	1972
Keys, Tyrone (Mississippi St.).....	DE	(3)	1983	Layne, Bobby (Texas).....	QB	(1)	1948
Kiesling, Walter* (St. Thomas).....	G	(1)	1934	Leahy, Bernie (Notre Dame).....	HB	(1)	1932
Kitcullen, Bob (Texas Tech.).....	T	(8)	1957	Lecterc, Roger (Trinity).....	LB	(7)	1960
Kilgore, Jon (Auburn).....	P	(1)	1968	Lee, Buddy (Louisiana State).....	QB	(1)	1971
Kindt, Don (Wisconsin).....	HB	(9)	1947	Lee, Herman (Florida A&M).....	T	(9)	1958
Kindt, Don Jr. (Wis-LaCrosse).....	TE	(1)	1987	Leeuwenburg, Rich (Stanford).....	T	(1)	1965
King, Ralph (Chicago).....	T	(1)	1925	Leggett, Earl (Louisiana State).....	T	(10)	1957
Kinney, Steve (Utah State).....	T	(2)	1973	Lemon, Clifford* (Centre).....	T	(1)	1926
Kirk, Ken (Mississippi).....	C	(1)	1960	Leonard, James (Colgate).....	T	(1)	1924
Kissell, Adolph (Boston College).....	FB	(1)	1942	Lesane, James (Virginia).....	HB	(2)	1952
Klawitter, Dick* (S. Dakota State).....	C	(2)	1956	Lick, Dennis (Wisconsin).....	T	(6)	1976
Klein, Dick (Iowa).....	T	(2)	1958	Line, Bill (Southern Methodist).....	DT	(1)	1972
Knapczyk, Ken (Northern Iowa).....	WR	(1)	1987	Lintzenich, Joseph* (St. Louis).....	FB	(2)	1930
Knopp, Oscar* (Illinois).....	FB	(6)	1923	Lipscomb, Paul* (Tennessee).....	T	(1)	1954
Knox, Bill (Purdue).....	DB	(3)	1974	Lisch, Rusty (Notre Dame).....	QB	(1)	1984
Knox, Ron (U.C.L.A.).....	QB	(1)	1957	Livers, Virgil (W. Kentucky).....	CB	(5)	1975
Koehler, Robert* (Northwestern).....	FB	(2)	1920	Livingston, Andy (Phoenix JC).....	B	(2)	1964
				Logan, James (Indiana).....	G	(2)	1942
				Long, Harvey (Detroit).....	T	(1)	1929
				Long, Johnny* (Colgate).....	QB	(2)	1944
				Lowe, Lloyd (North Texas State).....	HB	(2)	1953
				Luckman, Sid (Columbia).....	QB	(12)	1939
				Lujack, Johnny (Notre Dame).....	QB	(4)	1948
				Lusby, Vaughn (Arkansas).....	CB	(1)	1980
				Lyle, Garry (Geo. Washington).....	CB	(7)	1968
				Lyman, Roy "Link" (Nebraska).....	T	(9)	1926
				Lynch, Lorenzo (Cal-State).....	DB	(2)	1987
				Lyon, George (Kansas State).....	T	(1)	1929

—M—

MacLeod, Robert (Dartmouth) . . . . .	HB	(2)	1939	Merkel, Monte (Kansas) . . . . .	G	(2)	1942
MacWherter, Kile* (Bethany) . . . . .	FB	(1)	1920	Merrill, Mark (Minnesota) . . . . .	LB	(1)	1979
Macon, Ed (College of Pacific) . . . . .	HB	(2)	1952	Meyers, Denny* (Iowa) . . . . .	T	(1)	1931
Magnini, Dante (St. Mary's) . . . . .	HB	(4)	1942	Meyers, Jerry (N. Illinois) . . . . .	DE-DT	(4)	1976
Maillard, Ralph (Creighton) . . . . .	T	(1)	1929	Michaels, Edward* (Villanova) . . . . .	G	(1)	1935
Malone, Charles (Texas A&M) . . . . .	E	(1)	1933	Mihal, Joe* (Purdue) . . . . .	T	(2)	1940
Manders, Jack* (Minnesota) . . . . .	HB	(8)	1933	Miller, Charles "Ookie" (Purdue) . . . . .	C	(6)	1932
Maness, James (TCU) . . . . .	WR	(1)	1985	Miller, Milford (Chadron) . . . . .	T	(1)	1932
Maniaci, Joe (Fordham) . . . . .	RB	(4)	1938	Milner, Bill (Duke) . . . . .	G	(3)	1947
Manning, Pete (Wake Forest) . . . . .	E	(2)	1960	Minini, Frank (San Jose St.) . . . . .	HB	(3)	1947
Manske, Edgar (Northwestern) . . . . .	E	(4)	1937	Mintum, John F. "Jack" . . . . .	C	(2)	1921
Marconi, Joe (West Virginia) . . . . .	FB	(5)	1962	Mitchell, Charley (Tulsa) . . . . .	HB	(1)	1945
Margarita, Bob (Brown) . . . . .	HB	(3)	1944	Mohardt, John* (Notre Dame) . . . . .	HB	(1)	1925
Margerum, Ken (Stanford) . . . . .	WB	(4)	1981	Molesworth, Keith* (Monmouth) . . . . .	HB	(7)	1931
Marshall, Wilber (Florida) . . . . .	LB	(4)	1984	Montgomery, Randy (Weber St.) . . . . .	CB	(1)	1974
Martin, Bill (Georgia Tech) . . . . .	E	(2)	1964	Montgomery, Ross (TCU) . . . . .	FB	(2)	1969
Martin, Billy* (Minnesota) . . . . .	HB	(3)	1962	Mocney, Jim* (Georgetown) . . . . .	E	(1)	1935
Martin, Dave (Notre Dame) . . . . .	LB	(1)	1969	Mocney, Tip* (Ablene Christian) . . . . .	HB	(3)	1944
Martin, Frank (Alabama) . . . . .	HB	(1)	1941	Mocre, Albert (Northwestern) . . . . .	QB	(1)	1932
Martinovich, P. (College of Pacific) . . . . .	G	(1)	1940	Mocre, Jerry (Arkansas) . . . . .	S	(2)	1971
Maslowski, Matt (San Diego U.) . . . . .	WR	(1)	1972	Moore, Joe (Missouri) . . . . .	RB	(2)	1971
Mass, Wayne (Clemson) . . . . .	OT	(3)	1968	Moore, McNeil (Sam Houston) . . . . .	HB	(3)	1954
Masters, Bob* (Baylor) . . . . .	FB	(2)	1943	Moore, Rocco (Western Michigan) . . . . .	G	(1)	1960
Masterson, Bernie* (Nebraska) . . . . .	QB	(7)	1934	Mocrehead, Emery (Colorado) . . . . .	TE	(8)	1981
Masterson, Forest (Iowa) . . . . .	C	(1)	1945	Morgan, Mike (Wisconsin) . . . . .	RB	(1)	1978
Mastrogany, Gus (Iowa) . . . . .	E	(1)	1931	Morris, Francis (Boston U.) . . . . .	HB	(1)	1942
Matheson, Jack (West. Michigan) . . . . .	E	(1)	1947	Morris, Johnny (Santa Barbara) . . . . .	FL	(10)	1958
Mattson, Riley (Oregon) . . . . .	T	(1)	1965	Morris, Jon (Holy Cross) . . . . .	C	(1)	1978
Matzu, Al (Georgetown) . . . . .	C	(4)	1941	Morris, Larry (Georgia Tech.) . . . . .	LB	(7)	1959
May, Chesler* . . . . .	G	(1)	1920	Morris, Ray (UTEP) . . . . .	LB	(1)	1987
May, Walter O. "Red" . . . . .	G	(1)	1920	Morris, Ron (SMU) . . . . .	WR	(2)	1987
Mayes, Rufus (Ohio State) . . . . .	T	(1)	1969	Morrissey, Jim (Michigan St.) . . . . .	LB	(4)	1985
Maznicki, F. (Boston College) . . . . .	HB	(2)	1942	Morrison, Fred (Ohio State) . . . . .	FB	(4)	1950
McAfee, George (Duke) . . . . .	HB	(8)	1940	Morton, John (Missouri) . . . . .	HB	(1)	1945
McClendon, Willie (Georgia) . . . . .	RB	(4)	1979	Moser, Robert (Pacific) . . . . .	C	(3)	1951
McColl, Bill (Stanford) . . . . .	E	(8)	1952	Mosley, Anthony (Fresno St.) . . . . .	RB	(1)	1987
McCray, Bruce (W. Illinois) . . . . .	CB	(1)	1987	Mosley, Henry (Morris Brown) . . . . .	HB	(1)	1955
McDonald, Lester* (Nebraska) . . . . .	E	(3)	1937	Mucha, Charles (Washington) . . . . .	G	(1)	1955
McElwain, Bill (Northwestern) . . . . .	HB	(1)	1925	Mucha, Rudy (Washington) . . . . .	G	(2)	1945
McEnulty, Doug (Wichita) . . . . .	FB	(2)	1943	Muckenstrum, Jerry (Ark. St.) . . . . .	LB	(7)	1976
McGee, Tony (Bishop College) . . . . .	DE	(3)	1971	Mudd, Howard (Hillsdale) . . . . .	G	(2)	1969
McInerney, Sean (Frostburg St.) . . . . .	DT	(1)	1987	Mullen, Verne* (Illinois) . . . . .	E	(3)	1923
McKinney, Bill (West Texas) . . . . .	LB	(1)	1972	Mullins, Don R. (Houston) . . . . .	HB	(2)	1961
McKinnon, Dennis (Florida St.) . . . . .	WR	(5)	1983	Mullins, Noah (Kentucky) . . . . .	HB	(4)	1946
McKinney, Phil (UCLA) . . . . .	T	(1)	1982	Mundee, Fred (Notre Dame) . . . . .	C	(3)	1943
McLean, Ray* (St. Anselms) . . . . .	HB	(8)	1940	Murray, Richard* (Marquette) . . . . .	T	(1)	1924
McMahon, Jim (BYU) . . . . .	QB	(7)	1982	Murray, Don* (Wisconsin) . . . . .	T	(8)	1924
McMichael, Steve (Texas) . . . . .	DT	(8)	1981	Musso, George (Millikin) . . . . .	G	(12)	1933
McMillen, Jim (Illinois) . . . . .	G	(6)	1924	Musso, Johnny (Alabama) . . . . .	RB	(3)	1975
McMullen, Daniel* (Nebraska) . . . . .	G	(2)	1930	Muster, Brad (Stanford) . . . . .	FB	(1)	1988
McPherson, Forrest (Nebraska) . . . . .	G	(1)	1935				
McRae, Bennie (Michigan) . . . . .	HB	(9)	1962	—N—			
McRae, Franklin (Tenn. State) . . . . .	DT	(1)	1967	Nagurski, Bronko (Minnesota) . . . . .	FB	(9)	1930
Meadows, Ed* (Duke) . . . . .	E	(3)	1954	Neacy, Clement* (Colgate) . . . . .	E	(1)	1927
Mellekas, John (Arizona) . . . . .	T	(5)	1956	Neal, Dan (Kentucky) . . . . .	C	(9)	1975
				Neal, Ed (Louisiana State) . . . . .	G	(1)	1951

Neck, Tommy (Louisiana State) . . . HB (2) 1962  
 Negus, Fred (Wisconsin) . . . C (1) 1950  
 Neidert, John (Louisville) . . . LB (1) 1970  
 Nelson, Everett (Illinois) . . . T (1) 1929  
 Nesbitt, Dick\* (Drake) . . . HB (4) 1930  
 Newsome, Billy (Grambling) . . . DE (1) 1977  
 Newton, Bob (Nebraska) . . . G (5) 1971  
 Nickla, Ed (Maryland) . . . G (1) 1959  
 Nielsen, Hans (Michigan State) . . . K (1) 1981  
 Nix, Kent (T.C.U.) . . . QB (2) 1970  
 Nolting, Ray (Cincinnati) . . . HB (9) 1936  
 Norberg, Hank (Stanford) . . . E (1) 1948  
 Nordquist, Mark (Pacific) . . . G-C (2) 1975  
 Nori, Reino (DeKalb) . . . HB (1) 1938  
 Norman, Dick (Stanford) . . . QB (2) 1961  
 Norman, Tim (Illinois) . . . G (1) 1983  
 Norris, Jon (Am. Int'l.) . . . DE (1) 1987  
 Norvell, Jay (Iowa) . . . LB (1) 1987  
 Novoselsky, Brent (Penn) . . . TE (1) 1988  
 Nowaskey, Bob\* (Geo. Wash.) . . . E (3) 1940

—O—

O'Bradovich, Ed (Illinois) . . . E (10) 1962  
 O'Connell, J.F.\* (Penn. St.) . . . C (1) 1924  
 O'Connell, Tom (Illinois) . . . QB (1) 1953  
 Oech, Verne (Minnesota) . . . G (1) 1936  
 Oelerich, John (St. Ambrose) . . . HB (1) 1938  
 Oden, Ray (Alabama) . . . TE (3) 1969  
 Oliver, Jack (Memphis St.) . . . T (1) 1987  
 O'Quinn, John (Wake Forest) . . . E (2) 1950  
 O'Rourke, Charles (Boston Col.) . . . QB (1) 1942  
 Ortego, Keith (McNeese St.) . . . WR (3) 1985  
 Osborne, Jim (Southern) . . . DT (13) 1972  
 Osmanski, Bill (Holy Cross) . . . FB (7) 1939  
 Osmanski, Joe (Holy Cross) . . . FB (4) 1946

—P—

Pagac, Fred (Ohio State) . . . TE (1) 1974  
 Page, Alan (Notre Dame) . . . DT (4) 1978  
 Parsons, Bob (Penn State) . . . P-TE (11) 1972  
 Patterson, Billy (Baylor) . . . QB (1) 1939  
 Pauley, Frank Don (Wash. & Jeff.) . . . T (1) 1930  
 Payton, Sean (E. Illinois) . . . QB (1) 1987  
 Payton, Walter (Jackson State) . . . RB (13) 1975  
 Pearce, W. "Pard"\* (Penn.) . . . QB (3) 1920  
 Pearson, Madison\* (Kansas) . . . C (6) 1929  
 Pederson, Jim (Augsburg) . . . HB (1) 1932  
 Peiffer, Dan (S.E. Missouri St.) . . . C (3) 1975  
 Percival, Mac (Texas Tech.) . . . K (7) 1967  
 Perez, Peter (Illinois) . . . G (1) 1945  
 Perina, Bob (Princeton) . . . HB (2) 1949  
 Perini, Pete (Ohio State) . . . FB (2) 1954  
 Perkins, Don (Plattsville) . . . FB (2) 1945  
 Perrin, Lonnie (Illinois) . . . RB (1) 1979  
 Perry, William (Clemson) . . . DT (3) 1985  
 Pettibon, Richie (Tulane) . . . HB (10) 1959

Petty, John\* (Purdue) . . . FB (1) 1942  
 Petty, Ross\* (Illinois) . . . G (1) 1920  
 Phillips, Loyd (Arkansas) . . . DE (3) 1967  
 Phillips, Reggie (SMU) . . . CB (3) 1985  
 Phipps, Dick\* (Purdue) . . . QB (5) 1977  
 Piccolo, Brian\* (Wake Forest) . . . RB (4) 1966  
 Pickens, Bob (Nebraska) . . . T (2) 1967  
 Pickering, Clay (Maine) . . . WR (1) 1986  
 Pifferini, Bob (U.C.L.A.) . . . LB (4) 1972  
 Pinder, Cyril (Illinois) . . . RB (2) 1971  
 Plank, Doug (Ohio State) . . . S (8) 1975  
 Plasman, Dick\* (Vanderbilt) . . . E (6) 1937  
 Podmajersky, Paul (Illinois) . . . G (1) 1944  
 Polisky, John\* (Notre Dame) . . . G (1) 1929  
 Pollock, Bill (Penn. Mil. Acady.) . . . HB (2) 1935  
 Pool, Hampton (Stanford) . . . E (4) 1940  
 Potter, Kevin (Missouri) . . . S (2) 1983  
 Preston, Pat (Wake Forest) . . . G (4) 1946  
 Pride, Dan (Jackson State) . . . LB (2) 1968  
 Proctor, Rex (Rice) . . . HB (1) 1953  
 Pruitt, Mickey (Colorado) . . . LB (1) 1988  
 Purnell, James (Wisconsin) . . . LB (5) 1964  
 Pyle, Mike (Yale) . . . C (9) 1961

—R—

Rabold, Mike\* (Indiana) . . . G (3) 1964  
 Rains, Dan (Cincinnati) . . . LB (4) 1982  
 Rakestraw, Larry (Georgia) . . . QB (4) 1964  
 Ramsey, Frank (Oregon State) . . . G (1) 1945  
 Rather, Bo (Michigan) . . . WR (5) 1974  
 Reader, Russ (Michigan State) . . . HB (1) 1947  
 Reese, Lloyd\* (Tennessee) . . . FB (1) 1946  
 Reilly, Mike (Iowa) . . . LB (5) 1964  
 Renlie, Caesar (Oklahoma) . . . T (1) 1988  
 Rentner, Ernest Pug\* (Northwestern) . . . HB (2) 1936  
 Reppond, Mike (Arkansas) . . . WR (1) 1973  
 Reynolds, Tom (San Diego St.) . . . WR (1) 1973  
 Rice, Andy (Texas Southern) . . . DT (2) 1972  
 Richards, Golden (Hawaii) . . . WR (2) 1978  
 Richards, Ray (Nebraska) . . . T (4) 1933  
 Richardson, Mike (Arizona State) . . . CB (6) 1983  
 Richman, Harry\* (Illinois) . . . G (1) 1929  
 Rivera, Ron (California) . . . LB (5) 1984  
 Rivera, Steve (California) . . . WR (1) 1977  
 Rivers, Garland (Michigan) . . . DB (1) 1987  
 Rives, Don (Texas Tech) . . . LB (6) 1973  
 Roberts, Tom (DePaul) . . . G (2) 1943  
 Roberts, Willie (Houston) . . . CB (1) 1973  
 Rodenhauer, Mark (Illinois St.) . . . C (1) 1987  
 Roder, Mirro (None) . . . K (2) 1945  
 Roehik, Jon (Iowa) . . . G (1) 1987  
 Roehnet, William\* (Bradley) . . . G (2) 1958  
 Roger, Mel (Florida A&M) . . . LB (1) 1977  
 Roggeman, Tom (Purdue) . . . G (2) 1956  
 Romanik, Steve (Villanova) . . . QB (4) 1950  
 Romney, Milton\* (Chicago) . . . QB (5) 1925

Ronzani, Gene* (Marquette) . . . . .	QB	(8)	1933
Rosequist, Ted* (Ohio State) . . . . .	T	(3)	1934
Rothschild, Doug (Wheaton) . . . . .	LB	(1)	1987
Roveto, John (S.W. Louisiana) . . . . .	K	(2)	1981
Rowden, Larry (Houston) . . . . .	LB	(1)	1971
Rowell, Eugene (Dubuque) . . . . .	DT	(1)	1987
Rowland, Brad (McMurry) . . . . .	HB	(1)	1951
Rowland, Justin (T.C.U.) . . . . .	HB	(1)	1960
Rubens, Larry (Montana State) . . . . .	C	(1)	1986
Rupp, Nelson* (Dennison) . . . . .	QB	(1)	1921
Russell, Reginald (Northwestern) . . . . .	E	(1)	1928
Ryan, John (Detroit) . . . . .	T	(1)	1929
Ryan, Rocky (Illinois) . . . . .	E	(1)	1958
Rydalch, Ron (Utah) . . . . .	DT	(6)	1975
Ryzdewski, Frank* (Notre Dame) . . . . .	C	(1)	1923
Rykovich, Julie* (Illinois) . . . . .	HB	(3)	1949

—S—

Sacrinity, Nick (Wake Forest) . . . . .	QB	(1)	1947
Saldi, Jay (South Carolina) . . . . .	TE	(2)	1983
Sanders, Thomas (Texas A&M) . . . . .	RB	(4)	1985
Sanderson, Reggie (Stanford) . . . . .	RB	(1)	1973
Savoldi, Joe* (Notre Dame) . . . . .	FB	(1)	1930
Sayers, Gale (Kansas) . . . . .	HB	(7)	1965
Schiechl, John* (Santa Clara) . . . . .	C	(2)	1945
Schmidt, Terry (Ball State) . . . . .	S	(9)	1976
Schreiber, Larry (Tenn. Tech.) . . . . .	RB	(1)	1976
Schroeder, Gene (Virginia) . . . . .	E	(6)	1951
Schubert, Steve (U Mass.) . . . . .	WR	(5)	1975
Schuetta, Paul* (Wisconsin) . . . . .	G	(3)	1930
Schweda, Brian (Kansas) . . . . .	DE	(1)	1966
Schweidter, Dick (St. Louis) . . . . .	HB	(3)	1938
Scott, James (Henderson J.C.) . . . . .	WR	(7)	1976
Scott, Ralph* (Wisconsin) . . . . .	T	(5)	1921
Seals, George (Missouri) . . . . .	G	(7)	1965
Seibering, Gerald (Drake) . . . . .	FB	(1)	1932
Senn, Bill* (Knox) . . . . .	HB	(6)	1926
Serini, Washington (Kentucky) . . . . .	G	(4)	1948
Sevy, Jeff (California) . . . . .	T-DE	(4)	1975
Seymour, Jim (Notre Dame) . . . . .	WR	(3)	1970
Shank, J.L. . . . .	HB	(1)	1920
Shanklin, Ron (No. Texas St.) . . . . .	WR	(2)	1975
Shannon, John (Kentucky) . . . . .	DT	(1)	1988
Shaw, Glenn (Kentucky) . . . . .	HB	(1)	1960
Shearer, Brad (Texas) . . . . .	DT	(3)	1978
Shellog, Alec* (Notre Dame) . . . . .	T	(1)	1939
Sherman, Saul (Chicago) . . . . .	QB	(2)	1939
Shipkey, Jerry (U.C.L.A.) . . . . .	FB	(1)	1953
Shoemaker, Hub (Illinois) . . . . .	G	(2)	1920
Shy, Don (San Diego State) . . . . .	RB	(3)	1970
Siegal, John (Columbia) . . . . .	E	(5)	1939
Sigillo, Dom* (Xavier) . . . . .	T	(2)	1943
Sigmund, Arthur W. . . . .	G	(1)	1923
Simmons, J. (Bethune-C'm'n) . . . . .	WR	(1)	1969
Simmons, David (North Carolina) . . . . .	LB	(1)	1983

Singletary, Mike (Baylor) . . . . .	LB	(8)	1981
Sisk, John* (Marquette) . . . . .	HB	(5)	1932
Sisk, Jr., John (Miami) . . . . .	B	(1)	1964
Skibinski, John (Purdue) . . . . .	RB	(4)	1978
Smeja, Rudy (Michigan) . . . . .	E	(2)	1944
Smith, Clarence (Georgia) . . . . .	E	(1)	1942
Smith, Eugene (Georgia Tech.) . . . . .	G	(1)	1930
Smith, H. Allen* (Mississippi) . . . . .	E	(2)	1947
Smith, J.D. (N. Car. A&T) . . . . .	FB	(1)	1956
Smith, James (Compton J.C.) . . . . .	HB	(1)	1961
Smith, Ray Gene (Midwestern) . . . . .	HB	(4)	1954
Smith, Ron (Wisconsin) . . . . .	S	(4)	1965
Smith, Russell* (Illinois) . . . . .	T	(3)	1921
Smith, Sean (Grambling) . . . . .	DT	(2)	1987
Snyder, Bob (Ohio U.) . . . . .	QB	(5)	1939
Sorey, Revie (Illinois) . . . . .	G	(8)	1975
Spivey, Mike (Colorado) . . . . .	CB	(3)	1977
Sprinkle, Ed (Hardin-Simmons) . . . . .	E	(12)	1944
Stachowicz, Ray (Michigan St.) . . . . .	P	(1)	1983
Stahman, Dick* (DePaul) . . . . .	T	(1)	1933
Standlee, Norm* (Stanford) . . . . .	FB	(1)	1941
Stautberg, Gerald (Cincinnati) . . . . .	G	(1)	1951
Staley, Bill (Utah State) . . . . .	DT	(2)	1970
Steinbach, Larry* (St. Thomas) . . . . .	G	(2)	1930
Steinkemper, Bill* (Notre Dame) . . . . .	T	(2)	1942
Sternaman, Edward* (Illinois) . . . . .	HB	(11)	1920
Sternaman, Joe (Illinois) . . . . .	HB	(8)	1922
Stenn, Paul (Villanova) . . . . .	G	(4)	1948
Steuber, Bob (Missouri) . . . . .	HB	(2)	1942
Sticker, Walt* (Pennsylvania) . . . . .	T	(4)	1946
Stillwell, Roger (Stanford) . . . . .	DE-DT	(3)	1975
Stinchcomb, Pete* (Ohio State) . . . . .	QB	(2)	1921
Stinson, Lemuel (Texas Tech) . . . . .	CB	(1)	1988
Stoepel, Terry (Tulsa) . . . . .	G	(1)	1967
Stofa, Anton* (Luther) . . . . .	HB	(1)	1939
Stone, Billy (Bradley) . . . . .	HB	(4)	1951
Stoops, Mike (Iowa) . . . . .	DS	(1)	1987
Strickland, Larry* (North Texas) . . . . .	C	(6)	1954
Sturtridge, Dick (DePaul) . . . . .	HB	(2)	1928
Stydahar, Joe* (West Virginia) . . . . .	T	(9)	1936
Suhey, Matt (Penn State) . . . . .	RB	(9)	1980
Sullivan, Frank* (Loyola, N.O.) . . . . .	C	(5)	1935
Sumner, Charles (Wm & Mary) . . . . .	HB	(4)	1955
Sweeney, Jake (Cincinnati) . . . . .	T	(1)	1944
Swisher, Bob (Northwestern) . . . . .	HB	(5)	1938
Szymanski, Frank (Notre Dame) . . . . .	C	(1)	1949

—T—

Tabor, Paul (Oklahoma) . . . . .	C	(1)	1980
Tackwell, C.O.* (Kansas State) . . . . .	E	(3)	1931
Taft, Merrill* (Wisconsin) . . . . .	FB	(1)	1924
Tate, David (Colorado) . . . . .	S	(1)	1988
Taylor, Clifton (Memphis St.) . . . . .	RB	(1)	1974
Taylor, J.R. "Tarz" (Ohio State) . . . . .	G	(2)	1921
Taylor, Joe (No. Carolina A&T) . . . . .	DB	(8)	1967

Taylor, Ken (Oregon St.)	CB	(1)	1985
Taylor, Lionel (New Mexico Highland U.)	E	(1)	1959
Taylor, Roosevelt (Grambling)	DB	(8)	1961
Thayer, Tom (Notre Dame)	G	(4)	1985
Thomas, Bob (Notre Dame)	K	(10)	1975
Thomas, Calvin (Illinois)	FB	(6)	1982
Thomas, Earl (Houston)	WR	(3)	1971
Thompson, Russ (Nebraska)	T	(4)	1936
Thornton, James (Cal. St. Fullerton)	TE	(1)	1988
Thrift, Cliff (East Central Oklahoma)	LB	(1)	1985
Thrower, Willie (Michigan State)	QB	(1)	1953
Tom, Mel (San Jose State)	DE	(3)	1973
Tomczak, Mike (Ohio State)	QB	(4)	1985
Torrance, Jack* (Louisiana State)	T	(2)	1939
Trafton, George* (Notre Dame)	C	(13)	1920
Trimble, Steve (Maryland)	DB	(1)	1987
Trost, Milt (Marquette)	T	(5)	1935
Tucker, Bill (Tennessee State)	RB	(1)	1971
Turner, Cecil (California Poly)	FL	(6)	1968
Turner, Clyde (Hardin-Simmons)	C	(12)	1940

—U—

Ulmer, Mike (Doane)	CB	(1)	1980
Usher, Lou* (Syracuse)	T	(1)	1920

—V—

Vactor, Ted (Nebraska)	CB	(1)	1975
Vallez, Emilio (New Mexico)	TE	(2)	1968
Van Horne, Keith (USC)	T	(8)	1981
Van Valkenburg, Pete (BYU)	RB	(1)	1974
Veach, Walter*	HB	(1)	1920
Venturelli, Fred (None)	T	(1)	1948
Vick, Ernie* (Michigan)	C	(3)	1925
Vick, Richard (Wash. & Jeff.)	QB	(1)	1925
Vodicka, Joe (Lewis Institute)	HB	(3)	1943
Voss, Walter "Tillie" (Detroit U.)	E	(2)	1927
Vucinic, Milt (Stanford)	G	(1)	1945

—W—

Wade, Charles (Tenn. St.)	WR	(1)	1974
Wade, William (Vanderbilt)	QB	(6)	1961
Waechter, Henry (Nebraska)	DE	(4)	1982
Wager, Clinton (St. Mary's)	E	(2)	1942
Wagner, Bryan (Cal St.-Northridge)	P	(2)	1987
Wallace, Bob (Texas-El Paso)	E	(5)	1968
Wallace, John (Notre Dame)	E	(1)	1928
Wallace, Stan (Illinois)	HB	(4)	1954
Walquist, Laurie* (Illinois)	QB	(10)	1922
Walterscheid, Len (S. Utah)	S	(6)	1977

Ward, John (Oklahoma State)	C-G	(1)	1976
Washington, Harry (Colorado St.)	WR	(1)	1979
Watkins, Bobby (Ohio State)	HB	(3)	1955
Watts, Rickey (Tulsa)	WR	(5)	1979
Weatherly, Gerald (Rice)	C	(3)	1950
Wetoska, Bob (Notre Dame)	T	(10)	1960
Wetzel, Damon (Ohio State)	HB	(1)	1935
Wheeler, Ted (W. Texas State)	G	(1)	1970
Wheeler, Wayne (Alabama)	WR	(1)	1974
White, Lawrence (Dana)	WR	(1)	1987
White, Roy (Valparaiso)	FB	(5)	1923
White, Wilford (Ariz. St.)	HB	(2)	1951
Whitman, S. J. (Tulsa)	HB	(2)	1953
Whitsell, Dave (Indiana)	DB	(6)	1961
Whittenton, Jesse (West Texas)	HB	(1)	1958
Wightkin, Bill (Notre Dame)	DE	(8)	1950
Williams, Bob (Notre Dame)	QB	(3)	1951
Williams, Broughton (Florida)	T	(1)	1947
Williams, Brooks (N. Carolina)	TE	(2)	1981
Williams, Dave (Colorado)	RB	(3)	1979
Williams, Fred (Arkansas)	T	(12)	1952
Williams, Jeff (Rhode Island)	G	(1)	1982
Williams, Perry (Purdue)	RB	(1)	1974
Williams, Walt (New Mexico St.)	CB	(2)	1982
Williams, Oliver (Illinois)	WR	(1)	1983
Wilson, George* (Northwestern)	E	(11)	1937
Wilson, Nemiah (Grambling)	CB	(1)	1975
Wilson, Otis (Louisville)	LB	(8)	1980
Wojciechowski, John (Michigan St.)	T	(2)	1987
Wolden, Allan (Bemidji St.)	RB	(1)	1987
Wright, Steve (Alabama)	T	(1)	1971
Wrightman, Tim (UCLA)	TE	(2)	1985
Wynne, Elmer (Notre Dame)	FB	(1)	1928

—Y—

Youmans, Maury (Syracuse)	T	(4)	1960
Young, Adrian (So. Calif.)	LB	(1)	1973
Young, Randolph* (Miliken)	T	(1)	1920
Youngblood, George (L.A. State)	S	(1)	1969
Younist, Abe	E	(1)	1923

—Z—

Zanders, Emanuel (Jackson State)	G	(1)	1981
Zarnas, Gust (Ohio State)	G	(1)	1938
Zeller, Joe (Indiana)	G	(1)	1938
Zizak, Vince* (Villanova)	G	(1)	1934
Zorich, George* (Northwestern)	G	(3)	1944
Zucco, Vic (Michigan State)	HB	(3)	1957

## ALL TIME COACHING RECORDS

Years	Coach	Won	Lost	Tied	Pct.	Seasons	Games
1920-29	<b>George Halas</b>	326	151	31	.683	40	508
1933-42	Regular Season	320	148	31	.672		499
1946-55	Playoffs	6	3	0	.667		9
1930-32	<b>Ralph Jones</b>	25	10	7	.714	3	42
	Regular Season	24	10	7	.671		41
	Playoffs	1	0	0	1.000		1
1942-45	<b>H. Anderson &amp; L. Johnson</b>	23	12	2	.657	3	37
	Regular Season	22	11	2	.657		35
	Playoffs	1	1	0	.500		2
1956-57	<b>John L. Driscoll</b>	14	10	1	.583	2	25
	Regular Season	14	9	1	.604		24
	Playoffs	0	1	0	.000		1
1968-71	<b>Jim Dooley</b>	20	36	0	.357	4	56
	Regular Season	20	36	0	.357		56
1972-74	<b>Abe Gibron</b>	11	30	1	.274	3	42
	Regular Season	11	30	1	.274		42
1975-77	<b>Jack Pardee</b>	20	23	0	.465	3	43
	Regular Season	20	22	0	.476		42
	Playoffs	0	1	0	.000		1
1978-81	<b>Neill Armstrong</b>	30	35	0	.462	4	65
	Regular Season	30	34	0	.469		64
	Playoffs	0	1	0	.000		1
1982-88	<b>Mike Ditka</b>	78	35	0	.722	7	113
	Regular Season	73	31	0	.702		104
	Playoffs	5	4	0	.555		9

**Mike Ditka** and Cincinnati's Sam Wyche are the only two NFL coaches who played for the team they now coach.

In 28 NFL seasons, **Mike Ditka** has been involved in post-season play 17 times. He has been a part of 6 NFC titles and 4 NFL titles.

## STADIUM CODES

A	Atlanta Fulton Co. Stadium
AK	Akron Rubber Bowl
AN	Anaheim Stadium
BF	Rich Stadium, Buffalo
BK	Baker Bowl, Philadelphia
BL	Memorial Stadium, Baltimore
BO	Fenway Park, Boston
BR	Ebbets Field, Brooklyn
CI	Riverfront Stadium, Cincinnati
CL	Memorial Stadium, Cleveland
CM	Comiskey Park, Chicago
CR	Crosley Field, Cincinnati
CS	Chicago Stadium
D	Briggs Stadium, Detroit
DA	Cotton Bowl, Dallas
DC	DC Stadium (RFK Stadium), Washington D.C.
DN	Mile High Stadium, Denver
DS	Dyche Stadium, Northwestern Univ.
FR	Forbes Field, Philadelphia
FB	Franklin Field, Univ. of Penn.
GB	City Stadium, Green Bay
H	Astrodome, Houston
HG	Hagemeister Park, Green Bay
I	Indianapolis, Hoosier Dome
KC	Arrowhead Stadium, Kansas City
KZ	Kearz Stadium, San Francisco
LA	Memorial Coliseum, Los Angeles
LM	Lambeau Field, Green Bay
LN	Wembley Stadium, London
M	Metrodome, Minneapolis
MI	Orange Bowl, Miami
ML	Milwaukee County Stadium
MN	Metropolitan Stadium, Minneapolis
MP	Mills Park, Chicago
ND	Notre Dame
NE	New England, Sullivan
NJ	Meadowlands, East Rutherford, NJ
NO	Superdome, New Orleans
NP	Normal Park, Chicago
NY	Yankee Stadium, New York
O	Oakland-Alameda Co. Coliseum
P	Pontiac Silverdome
PG	Polo Grounds, New York
PH	Municipal Stadium, Philadelphia
PI	Forbes Field, Pittsburgh
PO	Portsmouth, OH
RK	Rock Island, IL
S	Soldier Field, Chicago
SD	San Diego Jack Murphy Stadium
SE	Seattle Kingdome
SF	Candlestick Park, San Francisco
SH	Shibe Park, Philadelphia
SI	Staten Island, NY
SL	Busch Stadium, St. Louis
SW	Ullevi Stadium, Sweden
TB	Tampa Stadium
TL	Tulane Stadium, New Orleans
TR	Three Rivers Stadium, Pittsburgh
TX	Texas Stadium, Irving, TX
UD	University of Detroit Stadium
V	Veterans Stadium, Philadelphia
W	Wrigley Field, Chicago
WA	Griffith Stadium, Washington D.C.

## BEARS' ALL-TIME RESULTS

### 1920 (10-1-2, .909)

George S. Halas,		Ed Stemanan — Coaches		Bears Opp.
Moline				20 0
Kewanee				27 0
Rock Island Independents				10 0
Chicago Tigers				10 0
Rockford				29 0
Champaign				20 0
Hammond				28 0
Rock Island Independents				0 0
Minneapolis Marines				3 0
Chicago Tigers				8 0
Chicago Cardinals	(NP)			8 7
Chicago Cardinals	(W)			10 0
Akron Indians				0 0
				166 7

### 1921 (10-1-1, .909)

George S. Halas,		Ed Stemanan — Coaches		Bears Opp.
Waukegan				14 0
Rochester Jeffersons				16 13
Dayton Triangles				7 0
Detroit Heralds				20 9
Rock Island Independents				3 0
Cleveland Tigers				22 7
Buffalo All-Stars				6 7
Green Bay Packers	(W)			20 0
Buffalo All-Stars				10 7
Canton Bulldogs				10 0
Chicago Cardinals	(W)			0 0
				163 43

### 1922 (9-3, .750)

George S. Halas,		Ed Stemanan — Coaches		Bears Opp.
Racine Legion				6 0
Rock Island Independents				10 6
Rochester Jeffersons				7 0
Buffalo All-Americans				7 0
Canton Bulldogs				6 7
Dayton Triangles				9 0
Thorpe's Indians				33 6
Rock Island Independents				2 0
Akron Indians				20 10
Chicago Cardinals	(CM)			0 6
Toledo Maroons				22 0
Chicago Cardinals	(CM)			0 9
				123 44

### 1923 (9-2-1, .818)

George S. Halas,		Ed Stemanan — Coaches		Bears Opp.
Rock Island Independents				0 3
Racine Horlicks				3 0
Green Bay Packers	(GB)			3 0
Buffalo All-Americans				18 3
Canton Bulldogs				0 6
Orange Indians				26 0
Akron Indians				20 6
Rock Island Independents				7 3
Hammond Pros				14 7
Chicago Cardinals	(CM)			3 0
Rock Island Independents				29 7
Milwaukee Badgers				7 7
				130 42

### 1924 (6-1-4, .857)

George S. Halas,		Ed Stemanan — Coaches		Bears Opp.
Rock Island Independents	(RK)			0 0
Racine Legion	(W)			10 10
Chicago Cardinals	(W)			6 0
Frankford Yellowjackets	(W)			33 3
Rock Island Independents	(W)			3 3
Columbus Tigers	(W)			12 6
Racine Legion	(W)			3 3
Green Bay Packers	(W)			3 0
Chicago Cardinals	(CM)			21 0

Milwaukee Badgers	(W)	31	14
Frankford Yellowjackets	(W)	13	10
		135	49

### 1925 (9-5-3, .643)

George S. Halas,		Ed Stemanan — Coaches		Bears Opp.
Rock Island Independents				0 0
Green Bay Packers	(GB)			10 14
Detroit Panthers				0 0
Hammond Pros				28 7
Cleveland Bulldogs				7 0
Chicago Cardinals	(CM)			0 9
Rock Island Independents				6 0
Frankford Yellowjackets				19 0
Detroit Panthers				14 0
Green Bay Packers	(W)			21 0
Chicago Cardinals	(W)			0 0
Columbus Tigers				14 13
Frankford Yellowjackets				14 7
New York Giants	(PG)			19 7
Providence Steam Roller				6 9
Detroit Panthers				0 21
New York Giants	(W)			0 9
				158 96

### 1926 (12-1-3, .923)

George S. Halas,		Ed Stemanan — Coaches		Bears Opp.
Milwaukee Badgers				10 7
Green Bay Packers	(GB)			6 6
Detroit Panthers				10 7
New York Giants	(W)			7 0
Chicago Cardinals	(W)			16 0
Duluth Eskimos				24 6
Akron Indians				17 0
Louisville Colonels				34 0
Chicago Cardinals	(S)			10 0
Milwaukee Badgers				10 7
Green Bay Packers	(W)			19 13
Chicago Cardinals	(W)			0 0
Canton Bulldogs				35 0
Frankford Yellowjackets				6 7
Pottsville Maroons				9 7
Green Bay Packers	(W)			3 3
				216 63

### 1927 (9-3-2, .750)

George S. Halas,		Ed Stemanan — Coaches		Bears Opp.
Chicago Cardinals	(NP)			10 0
Green Bay Packers	(GB)			7 6
New York Yankees				12 0
Cleveland Bulldogs				14 12
Dayton Triangles				14 6
New York Yankees				6 26
Frankford Yellowjackets				0 0
Providence Steam Roller				0 0
Pottsville Maroons				30 12
Green Bay Packers	(W)			14 6
New York Yankees	(PG)			7 13
Chicago Cardinals	(W)			0 3
Frankford Yellowjackets				9 0
Duluth Eskimos				27 0
				150 84

### 1928 (7-5-1, .636)

George S. Halas,		Ed Stemanan — Coaches		Bears Opp.
Chicago Cardinals	(NP)			15 0
Green Bay Packers	(GB)			12 12
Minneapolis Marines				12 6
New York Giants	(W)			13 0
Green Bay Packers	(W)			6 16
Detroit Wolverines				0 6
New York Yankees				27 0
Dayton Triangles				27 0
Pottsville Maroons				13 6
Chicago Cardinals	(W)			0 34
Frankford Yellowjackets				26 6
Green Bay Packers	(W)			0 6
Frankford Yellowjackets				0 19
				153 111

## 1929 (4-9-2, .308)

George S. Hales - Coach		Bears Opp.
Ed Sternman - Coaches		Bears Opp.
Minneapolis Marines	(GB)	19 6
Green Bay Packers	(GB)	0 23
Minneapolis Marines	(W)	7 6
Buffalo Bisons	(W)	16 0
Chicago Cardinals	(W)	0 0
Minneapolis Redjackets	(W)	27 0
New York Giants	(W)	14 25
Green Bay Packers	(W)	0 14
Frankford Yellowjackets	(W)	14 20
New York Giants	(PG)	0 34
Buffalo Bisons	(W)	7 19
Chicago Cardinals	(CM)	6 40
Frankford Yellowjackets	(W)	0 0
Green Bay Packers	(W)	0 25
New York Giants	(W)	9 14
		119 227

## 1930 (9-4-1, .692)

Ralph Jones - Coach		Bears Opp.
Brooklyn Dodgers	(MB)	0 0
Green Bay Packers	(GP)	0 7
Minneapolis Redjackets	(W)	20 0
New York Giants	(W)	0 12
Chicago Cardinals	(CM)	32 6
Portsmouth Spartans	(W)	8 7
Frankford Yellowjackets	(W)	13 7
Minneapolis Redjackets	(W)	20 7
Green Bay Packers	(W)	12 13
New York Giants	(PG)	12 0
Chicago Cardinals	(W)	6 0
Portsmouth Spartans	(W)	14 6
Green Bay Packers	(W)	21 0
Chicago Cardinals	(W)	9 7
		155 72

## 1931 (8-5, .615)

Ralph Jones - Coach		Bears Opp.
Cleveland Indians	(GB)	21 0
Green Bay Packers	(GB)	0 7
New York Giants	(W)	6 0
Chicago Cardinals	(W)	26 13
Frankford Yellowjackets	(W)	2 6
Green Bay Packers	(W)	2 6
Portsmouth Spartans	(PG)	9 6
New York Giants	(PG)	12 6
Brooklyn Dodgers	(W)	26 0
Chicago Cardinals	(W)	18 7
Portsmouth Spartans	(W)	0 3
New York Giants	(W)	6 25
Green Bay Packers	(W)	7 6
		145 92

## 1932 (6-1-6, .857)

Ralph Jones - Coach		Bears Opp.
S 25 Green Bay Packers	(GB)	0 0
O 2 Station Island Stapletons	(W)	0 0
O 9 Chicago Cardinals	(W)	0 0
O 16 Green Bay Packers	(W)	0 2
O 26 Station Island Stapletons	(PG)	27 7
O 30 Boston Redskins	(W)	7 7
N 6 New York Giants	(PG)	28 8
N 13 Portsmouth Spartans	(W)	13 13
N 20 Brooklyn Dodgers	(W)	20 0
N 24 Chicago Cardinals	(W)	34 0
N 29 Portsmouth Spartans	(W)	7 7
D 4 New York Giants	(W)	6 0
D 11 Green Bay Packers	(W)	9 0
		151 44
D 18 Portsmouth Spartans	(CS)	9 0
		160 44

Played on 80-yard field in Chicago Stadium

## 1933 (10-2-1, .833)

George S. Hales - Coach		Bears Opp.
S 24 Green Bay Packers	(GB)	14 7
O 1 Boston Redskins	(S)	7 0
O 8 Brooklyn Dodgers	(BR)	10 0
O 15 Chicago Cardinals	(W)	12 9
O 22 Green Bay Packers	(W)	10 7
O 29 New York Giants	(W)	14 10
N 5 Boston Redskins	(BO)	0 10
N 12 Philadelphia Eagles	(PH)	3 3
N 19 New York Giants	(PG)	0 3
N 26 Portsmouth Spartans	(W)	17 14
N 30 Chicago Cardinals	(N)	22 6
D 3 Portsmouth Spartans	(PC)	17 7
D 10 Green Bay Packers	(W)	7 5
		133 82

## NFL CHAMPIONSHIP

D 17 New York Giants	(W)	23 21
----------------------	-----	-------

## 1937 (9-1-1, .900)

George S. Hales - Coach		Bears Opp.
S 19 Green Bay Packers	(GB)	14 2
O 4 Pittsburgh Steelers	(PI)	7 0
O 10 Cleveland Rams	(CL)	20 2
O 17 Chicago Cardinals	(W)	16 7
O 24 Detroit Lions	(W)	28 20
O 31 New York Giants	(PG)	3 3
N 7 Green Bay Packers	(W)	14 24
N 14 Brooklyn Dodgers	(W)	29 7
N 25 Detroit Lions	(UD)	13 0
D 28 Cleveland Rams	(W)	15 7
D 5 Chicago Cardinals	(W)	42 28
		201 100

## NFL CHAMPIONSHIP

D 12 Washington Redskins	(W)	21 28
--------------------------	-----	-------

## 1934 (13-0, 1.000)

George S. Hales - Coach		Bears Opp.
S 23 Green Bay Packers	(GB)	24 10
S 30 Cincinnati Reds	(CR)	21 3
O 7 Brooklyn Dodgers	(BR)	21 7
O 10 Pittsburgh Pirates	(PI)	26 0
O 14 Chicago Cardinals	(W)	20 0
O 21 Cincinnati Reds	(W)	41 7
O 28 Green Bay Packers	(W)	27 14
N 4 New York Giants	(W)	27 7
N 11 Boston Redskins	(BO)	21 0
N 18 New York Giants	(PG)	10 9
N 25 Chicago Cardinals	(W)	17 6
N 29 Detroit Lions	(UD)	19 16
D 2 Detroit Lions	(W)	10 7
		266 66

## NFL CHAMPIONSHIP

D 9 New York Giants	(PG)	13 30
---------------------	------	-------

## 1938 (6-5, .545)

George S. Hales - Coach		Bears Opp.
S 11 Chicago Cardinals	(S)	16 13
S 18 Green Bay Packers	(GB)	2 0
O 2 Philadelphia Eagles	(PH)	28 5
O 9 Cleveland Rams	(CL)	7 14
O 18 Chicago Cardinals	(W)	34 28
O 23 Cleveland Rams	(W)	21 23
O 30 Detroit Lions	(W)	7 13
N 5 Green Bay Packers	(W)	17 24
N 13 Washington Redskins	(W)	31 7
N 20 Brooklyn Dodgers	(BR)	24 6
N 24 Detroit Lions	(D)	7 14
		194 148

## 1935 (6-4-2, .600)

George S. Hales - Coach		Bears Opp.
S 22 Green Bay Packers	(GB)	0 7
S 29 Pittsburgh Pirates	(PI)	23 7
O 13 Philadelphia Eagles	(PH)	39 0
O 20 Brooklyn Dodgers	(W)	24 14
O 27 Green Bay Packers	(W)	14 17
N 3 New York Giants	(PG)	20 3
N 10 Boston Redskins	(BO)	30 14
N 17 New York Giants	(W)	0 3
N 24 Detroit Lions	(W)	20 20
N 28 Detroit Lions	(UD)	2 14
D 1 Chicago Cardinals	(W)	7 7
D 8 Chicago Cardinals	(W)	13 0
		192 106

## 1939 (8-3, .727)

George S. Hales - Coach		Bears Opp.
S 15 Cleveland Rams	(S)	30 21
S 24 Green Bay Packers	(GB)	18 21
O 2 Pittsburgh Steelers	(PI)	32 0
O 8 Cleveland Rams	(CL)	35 21
O 15 Chicago Cardinals	(W)	44 7
O 22 New York Giants	(PG)	13 16
O 29 Detroit Lions	(W)	0 10
N 3 Green Bay Packers	(W)	30 27
N 12 Detroit Lions	(D)	23 13
N 19 Philadelphia Eagles	(W)	27 14
N 26 Chicago Cardinals	(W)	48 7
		298 157

## 1936 (9-3, .750)

George S. Hales - Coach		Bears Opp.
S 20 Green Bay Packers	(GB)	30 3
S 27 Philadelphia Eagles	(PH)	17 0
O 4 Pittsburgh Pirates	(PI)	27 9
O 11 Chicago Cardinals	(W)	7 3
O 18 Pittsburgh Pirates	(W)	26 7
O 25 Detroit Lions	(W)	12 10
N 1 Green Bay Packers	(W)	10 21
N 8 New York Giants	(PG)	25 7
N 15 Boston Redskins	(BO)	26 0
N 22 Philadelphia Eagles	(PH)	28 7
N 26 Detroit Lions	(UD)	7 13
N 29 Chicago Cardinals	(W)	7 14
		222 94

## 1940 (8-3, .727)

George S. Hales - Coach		Bears Opp.
S 22 Green Bay Packers	(GB)	41 0
S 25 Chicago Cardinals	(CM)	7 21
O 6 Cleveland Rams	(CL)	21 14
O 13 Detroit Lions	(W)	7 0
O 20 Brooklyn Dodgers	(W)	16 7
O 27 New York Giants	(PG)	37 21
N 3 Green Bay Packers	(W)	14 7
N 10 Detroit Lions	(D)	14 17
N 17 Washington Redskins	(WA)	3 7
N 24 Cleveland Rams	(W)	47 25
D 1 Chicago Cardinals	(W)	31 23
		238 152

## NFL CHAMPIONSHIP

D 8 Washington Redskins	(WA)	73 0
-------------------------	------	------

## 1941 (10-1, .909)

George S. Mates - Coach		BearsOpp.
S 29 Green Bay Packers (GB)	25	17
O 5 Cleveland Rams (CL)	48	21
O 12 Chicago Cardinals (W)	53	7
O 19 Detroit Lions (D)	49	0
O 26 Pittsburgh Steelers (W)	34	7
N 2 Green Bay Packers (W)	14	16
N 9 Cleveland Rams (W)	31	13
N 16 Washington Redskins (W)	35	21
N 23 Detroit Lions (D)	24	7
N 30 Philadelphia Eagles (SH)	49	14
D 7 Chicago Cardinals (CM)	34	24
		396 147

## CONFERENCE PLAYOFF

D 14 Green Bay Packers (W)	33	14
----------------------------	----	----

## NFL CHAMPIONSHIP

D 21 New York Giants (W)	37	9
--------------------------	----	---

## 1942 (11-0, 1.000)

George S. Mates - Coach		BearsOpp.
S 27 Green Bay Packers (GB)	44	28
O 4 Cleveland Rams (CL)	21	7
O 11 Chicago Cardinals (W)	41	14
O 18 New York Giants (W)	26	7
O 25 Philadelphia Eagles (W)	45	14
N 1 Detroit Lions (W)	16	0
N 8 Brooklyn Dodgers (BR)	35	0
N 15 Green Bay Packers (W)	38	7
N 22 Detroit Lions (D)	42	0
N 29 Cleveland Rams (W)	47	0
D 6 Chicago Cardinals (CM)	21	7
		376 84

## NFL CHAMPIONSHIP

D 13 Washington Redskins (WA)	6	14
-------------------------------	---	----

## 1943 (8-1-1, .889)

Heartley "Hunk" Anderson		BearsOpp.
S 26 Green Bay Packers (GB)	27	21
O 3 Detroit Lions (D)	21	21
O 10 Chicago Cardinals (W)	20	0
O 17 Philadelphia Eagles (W)	48	21
O 24 Brooklyn Dodgers (W)	33	21
O 31 Detroit Lions (W)	35	14
N 7 Green Bay Packers (W)	21	7
N 14 New York Giants (PG)	56	7
N 21 Washington Redskins (WA)	7	21
N 28 Chicago Cardinals (CM)	35	24
		303 157

## NFL CHAMPIONSHIP

D 26 Washington Redskins (W)	41	21
------------------------------	----	----

## 1944 (6-3-1, .667)

Heartley "Hunk" Anderson		BearsOpp.
S 24 Green Bay Packers (GB)	28	42
O 8 Cleveland Rams (CL)	7	19
O 15 Cardinal-Pittsburgh (W)	34	7
O 22 Detroit Lions (W)	21	21
O 29 Cleveland Rams (W)	28	21
N 5 Green Bay Packers (W)	21	0
N 12 Boston Yanks (W)	21	7
N 19 Detroit Lions (D)	21	41
N 26 Philadelphia Eagles (FB)	28	7
D 3 Cardinal-Pittsburgh (PI)	49	7
		258 172

## 1945 (3-7, .300)

Heartley "Hunk" Anderson		BearsOpp.
Luke Johnson - Coaches		
S 30 Green Bay Packers (GB)	21	31
O 7 Cleveland Rams (CL)	0	17
O 14 Chicago Cardinals (W)	7	16
O 21 Cleveland Rams (W)	21	41
O 28 Detroit Lions (D)	10	16
N 4 Green Bay Packers (W)	28	24
N 11 Detroit Lions (W)	28	35
N 18 Washington Redskins (WA)	21	28
N 25 Pittsburgh Steelers (W)	28	7
D 2 Chicago Cardinals (CM)	28	23
		192 230

## 1946 (8-2-1, .800)

George S. Mates - Coach		BearsOpp.
S 29 Green Bay Packers (GB)	30	7
O 6 Chicago Cardinals (CM)	34	17
O 13 Los Angeles Rams (W)	28	28
O 20 Philadelphia Eagles (W)	21	14
O 27 New York Giants (PG)	0	14
N 3 Green Bay Packers (W)	10	7
N 10 Los Angeles Rams (LA)	27	21
N 17 Washington Redskins (W)	24	20
N 24 Detroit Lions (W)	42	6
D 1 Chicago Cardinals (W)	28	35
D 8 Detroit Lions (D)	45	24
		289 193

## NFL CHAMPIONSHIP

D 15 New York Giants (NY)	24	14
---------------------------	----	----

## 1947 (8-4, .667)

George S. Mates - Coach		BearsOpp.
S 25 Green Bay Packers (GB)	20	29
O 5 Chicago Cardinals (CM)	7	31
O 12 Philadelphia Eagles (W)	40	7
O 19 Detroit Lions (W)	33	24
O 26 Washington Redskins (WA)	56	20
N 2 Boston Yanks (BO)	28	24
N 9 Green Bay Packers (W)	20	17
N 16 Los Angeles Rams (LA)	41	21
N 23 Pittsburgh Steelers (W)	49	7
N 27 Detroit Lions (D)	34	14
D 7 Los Angeles Rams (W)	14	17
D 14 Chicago Cardinals (W)	21	30
		363 241

## 1948 (10-2, .833)

George S. Mates - Coach		BearsOpp.
S 25 Green Bay Packers (GB)	45	7
O 4 Chicago Cardinals (CM)	28	17
O 10 Los Angeles Rams (W)	46	21
O 17 Detroit Lions (W)	28	0
O 24 Philadelphia Eagles (SH)	7	12
O 31 New York Giants (W)	35	14
N 7 Los Angeles Rams (W)	21	6
N 14 Green Bay Packers (W)	7	6
N 21 Boston Yanks (BO)	51	17
N 28 Washington Redskins (W)	48	13
D 5 Detroit Lions (D)	42	14
D 12 Chicago Cardinals (W)	21	25
		375 151

## 1949 (9-3, .750)

George S. Mates - Coach		BearsOpp.
S 25 Green Bay Packers (GB)	17	0
O 2 Chicago Cardinals (CM)	17	7
O 9 Los Angeles Rams (W)	16	31
O 16 Philadelphia Eagles (W)	38	21
O 23 New York Giants (PG)	28	35
O 30 Los Angeles Rams (LA)	24	27
N 6 Green Bay Packers (W)	24	3
N 13 Detroit Lions (W)	27	24
N 20 Washington Redskins (WA)	31	21
N 24 Detroit Lions (D)	28	7
D 4 Pittsburgh Steelers (W)	30	21
D 11 Chicago Cardinals (W)	52	21
		332 218

## 1950 (9-3, .750)

George S. Mates - Coach		BearsOpp.
S 17 Los Angeles Rams (LA)	24	20
S 24 San Francisco 49ers (KZ)	32	20
O 1 Green Bay Packers (GB)	21	31
O 8 Chicago Cardinals (W)	27	6
O 15 Green Bay Packers (W)	28	14
O 22 New York Giants (NY)	27	38
N 5 Detroit Lions (D)	35	21
N 12 New York Giants (W)	17	20
N 19 San Francisco 49ers (W)	17	0
N 26 Los Angeles Rams (W)	24	14
D 3 Chicago Cardinals (CM)	10	20
D 10 Detroit Lions (W)	6	3
		279 207

## CONFERENCE PLAYOFF

D 17 Los Angeles Rams (LA)	14	24
----------------------------	----	----

## 1951 (7-5, .583)

George S. Mates - Coach		BearsOpp.
S 30 Green Bay Packers (GB)	31	20
O 7 Chicago Cardinals (CM)	14	28
O 14 New York Giants (W)	24	21
O 21 San Francisco 49ers (W)	13	7
O 28 Detroit Lions (D)	28	23
N 4 Washington Redskins (WA)	27	0
N 11 Detroit Lions (W)	28	41
N 18 Green Bay Packers (W)	24	13
N 25 Cleveland Browns (CL)	21	42
D 2 Los Angeles Rams (W)	17	42
D 9 New York Giants (NY)	45	21
D 16 Chicago Cardinals (W)	14	24
		286 202

## 1952 (5-7, .416)

George S. Mates - Coach		BearsOpp.
S 28 Green Bay Packers (GB)	24	14
O 5 Chicago Cardinals (CM)	10	21
O 12 Dallas Texans (W)	38	20
O 19 San Francisco 49ers (W)	16	40
O 26 Los Angeles Rams (LA)	7	31
N 2 San Francisco 49ers (KZ)	20	17
N 9 Green Bay Packers (W)	28	41
N 16 Los Angeles Rams (W)	24	40
N 23 Detroit Lions (W)	24	23
N 27 Dallas Texans (AK)	23	27
D 7 Detroit Lions (D)	21	45
D 14 Chicago Cardinals (W)	10	7
		245 306

## 1953 (3-8-1, .273)

		BearsOpp.	
George S. Hataz — Coach			
S 27 Baltimore Colts	(BL)	9	13
O 4 Green Bay Packers	(GB)	17	13
O 11 Baltimore Colts	(W)	14	16
O 18 San Francisco 49ers	(W)	28	35
O 25 Los Angeles Rams	(LA)	24	28
N 1 San Francisco 49ers	(SF)	14	24
N 8 Green Bay Packers	(W)	21	21
N 15 Washington Redskins	(WA)	27	24
N 22 Detroit Lions	(D)	16	20
N 29 Los Angeles Rams	(W)	24	21
D 6 Detroit Lions	(D)	7	13
D 13 Chicago Cardinals	(W)	17	24
		218	262

## 1954 (8-4, .667)

		BearsOpp.	
George S. Hataz — Coach			
S 26 Detroit Lions	(D)	23	48
O 3 Green Bay Packers	(GB)	10	3
O 10 Baltimore Colts	(W)	28	9
O 17 San Francisco 49ers	(W)	24	31
O 24 Los Angeles Rams	(LA)	38	42
O 31 San Francisco 49ers	(SF)	31	27
N 7 Green Bay Packers	(W)	28	23
N 14 Cleveland Browns	(W)	10	39
N 21 Baltimore Colts	(BL)	28	13
N 28 Los Angeles Rams	(W)	24	13
D 5 Chicago Cardinals	(CM)	29	7
D 12 Detroit Lions	(W)	26	24
		301	279

## 1955 (8-4, .667)

		BearsOpp.	
George S. Hataz — Coach			
S 25 Baltimore Colts	(BL)	17	23
O 2 Green Bay Packers	(GB)	3	24
O 9 San Francisco 49ers	(W)	19	20
O 16 Baltimore Colts	(W)	38	10
O 23 San Francisco 49ers	(SF)	34	23
O 30 Los Angeles Rams	(LA)	31	20
N 6 Green Bay Packers	(W)	52	21
N 13 Los Angeles Rams	(W)	24	3
N 20 Detroit Lions	(D)	24	14
N 27 Chicago Cardinals	(CM)	14	53
D 4 Detroit Lions	(W)	21	20
D 11 Philadelphia Eagles	(W)	17	10
		294	251

## 1956 (9-2-1, .818)

		BearsOpp.	
John L. Driscoll — Coach			
S 30 Baltimore Colts	(BL)	21	28
O 7 Green Bay Packers	(GB)	37	21
O 14 San Francisco 49ers	(W)	31	7
O 21 Baltimore Colts	(W)	58	27
O 28 San Francisco 49ers	(SF)	38	21
N 4 Los Angeles Rams	(LA)	35	24
N 11 Green Bay Packers	(W)	38	14
N 18 Los Angeles Rams	(W)	30	21
N 25 New York Giants	(NY)	17	17
D 2 Detroit Lions	(D)	10	42
D 9 Chicago Cardinals	(W)	10	3
D 16 Detroit Lions	(W)	38	21
		383	246

## NFL CHAMPIONSHIP

D 30 New York Giants	(NY)	7	47
----------------------	------	---	----

## 1957 (5-7, .417)

		BearsOpp.	
John L. Driscoll — Coach			
S 29 Green Bay Packers	(GB)	17	21
O 5 Baltimore Colts	(BL)	10	21
O 13 San Francisco 49ers	(W)	17	21
O 20 Los Angeles Rams	(W)	34	26
O 27 San Francisco 49ers	(SF)	17	21
N 3 Los Angeles Rams	(LA)	16	10
N 10 Green Bay Packers	(W)	21	14
N 17 Baltimore Colts	(W)	14	29
N 24 Detroit Lions	(D)	27	7
D 1 Washington Redskins	(W)	3	14
D 8 Chicago Cardinals	(CM)	14	6
D 15 Detroit Lions	(W)	13	21
		203	211

## 1958 (8-4, .667)

		BearsOpp.	
George S. Hataz — Coach			
S 27 Green Bay Packers	(GB)	34	20
O 4 Baltimore Colts	(BL)	38	51
O 12 San Francisco 49ers	(W)	28	6
O 19 Los Angeles Rams	(W)	31	10
O 26 San Francisco 49ers	(SF)	27	14
N 2 Los Angeles Rams	(LA)	35	41
N 9 Green Bay Packers	(W)	24	10
N 16 Baltimore Colts	(W)	0	17
N 23 Detroit Lions	(D)	20	7
N 30 Pittsburgh Steelers	(PI)	10	24
D 7 Chicago Cardinals	(W)	30	14
D 14 Detroit Lions	(W)	21	16
		293	230

## 1959 (8-4, .667)

		BearsOpp.	
George S. Hataz — Coach			
S 27 Green Bay Packers	(GB)	6	9
O 3 Baltimore Colts	(BL)	26	21
O 11 Los Angeles Rams	(W)	21	28
O 18 Baltimore Colts	(W)	7	21
O 25 San Francisco 49ers	(SF)	17	20
N 1 Los Angeles Rams	(LA)	28	21
N 8 Green Bay Packers	(W)	28	17
N 15 San Francisco 49ers	(W)	14	3
N 22 Detroit Lions	(D)	24	14
N 29 Chicago Cardinals	(S)	31	7
D 6 Pittsburgh Steelers	(W)	27	21
D 13 Detroit Lions	(W)	25	14
		252	196

## 1960 (5-6-1, .455)

		BearsOpp.	
George S. Hataz — Coach			
S 25 Green Bay Packers	(GB)	17	14
O 2 Baltimore Colts	(BL)	7	42
O 9 Los Angeles Rams	(W)	34	27
O 16 San Francisco 49ers	(W)	27	10
O 23 Los Angeles Rams	(LA)	24	24
O 30 San Francisco 49ers	(SF)	7	25
N 13 Baltimore Colts	(W)	20	24
N 20 Detroit Lions	(W)	28	7
N 27 Dallas Cowboys	(W)	17	7
D 4 Green Bay Packers	(W)	13	41
D 11 Cleveland Browns	(CL)	0	42
D 18 Detroit Lions	(D)	0	36
		194	299

## 1961 (8-6, .571)

		BearsOpp.	
George S. Hataz — Coach			
S 17 Minnesota Vikings	(MN)	13	37
S 23 Los Angeles Rams	(LA)	21	17
O 1 Green Bay Packers	(GB)	0	24
O 9 Detroit Lions	(D)	31	17
O 15 Baltimore Colts	(W)	24	10
O 22 San Francisco 49ers	(W)	31	0
O 29 Baltimore Colts	(BL)	21	20
N 5 Philadelphia Eagles	(FR)	14	18
N 12 Green Bay Packers	(W)	28	31
N 19 San Francisco 49ers	(SF)	31	41
N 26 Los Angeles Rams	(W)	28	24
D 3 Detroit Lions	(W)	15	18
D 10 Cleveland Browns	(W)	17	14
D 17 Minnesota Vikings	(W)	52	35
		326	302

## 1962 (9-5, .643)

		BearsOpp.	
George S. Hataz — Coach			
S 16 San Francisco 49ers	(SF)	30	14
S 23 Los Angeles Rams	(LA)	27	23
S 30 Green Bay Packers	(GB)	0	49
O 7 Minnesota Vikings	(MN)	13	0
O 14 San Francisco 49ers	(W)	27	34
O 21 Baltimore Colts	(W)	35	15
O 28 Detroit Lions	(D)	3	11
N 4 Green Bay Packers	(W)	7	38
N 11 Minnesota Vikings	(W)	31	30
N 18 Dallas Cowboys	(DA)	34	33
N 25 Baltimore Colts	(BL)	57	0
D 2 New York Giants	(W)	24	26
D 9 Los Angeles Rams	(W)	30	14
D 16 Detroit Lions	(W)	3	0
		321	297

## 1963 (11-1-2, .917)

		BearsOpp.	
George S. Hataz — Coach			
S 15 Green Bay Packers	(GB)	10	3
S 22 Minnesota Vikings	(MN)	28	7
S 29 Detroit Lions	(D)	37	21
O 6 Baltimore Colts	(W)	10	3
O 13 Los Angeles Rams	(LA)	52	14
O 20 San Francisco 49ers	(SF)	14	20
O 27 Philadelphia Eagles	(W)	16	7
N 3 Baltimore Colts	(BL)	17	7
N 10 Los Angeles Rams	(W)	6	0
N 17 Green Bay Packers	(W)	26	7
N 24 Pittsburgh Steelers	(PI)	17	17
N 1 Minnesota Vikings	(W)	17	17
D 8 San Francisco 49ers	(W)	27	17
D 15 Detroit Lions	(D)	24	14
		301	144

## NFL CHAMPIONSHIP

D 29 New York Giants	(W)	14	10
----------------------	-----	----	----

## 1964 (5-9, .357)

		BearsOpp.	
George S. Hataz — Coach			
S 13 Green Bay Packers	(GB)	12	23
S 20 Minnesota Vikings	(MN)	34	28
S 27 Baltimore Colts	(BL)	0	52
O 4 San Francisco 49ers	(SF)	21	31
O 11 Los Angeles Rams	(W)	38	17
N 18 Detroit Lions	(W)	0	10
O 25 Washington Redskins	(DC)	20	27
N 1 Dallas Cowboys	(W)	10	24
N 8 Baltimore Colts	(W)	24	40
N 15 Los Angeles Rams	(LA)	34	24
N 22 San Francisco 49ers	(W)	23	21
N 29 Detroit Lions	(D)	27	24
D 5 Green Bay Packers	(W)	3	17
D 13 Minnesota Vikings	(W)	14	41
		250	379

## 1965 (9-5, .643)

George S. Matas - Coach	BearsOpp.
S 19 San Francisco 49ers (SF)	24 52
S 25 Los Angeles Rams (LA)	29 30
O 3 Green Bay Packers (LM)	14 23
O 10 Los Angeles Rams (W)	31 6
O 17 Minnesota Vikings (MN)	45 37
O 24 Detroit Lions (D)	38 10
O 31 Green Bay Packers (W)	31 10
N 7 Baltimore Colts (W)	21 26
N 14 St. Louis Cardinals (W)	34 13
N 21 Detroit Lions (D)	17 10
N 28 New York Giants (NY)	35 14
D 5 Baltimore Colts (BL)	13 10
D 12 San Francisco 49ers (W)	61 20
D 19 Minnesota Vikings (W)	17 24
	409 275

## 1969 (1-13, .071)

Jim Dooley - Coach	BearsOpp.
S 21 Green Bay Packers (LM)	0 17
S 26 St. Louis Cardinals (SL)	17 20
O 5 New York Giants (NY)	24 28
O 12 Minnesota Vikings (W)	0 31
O 19 Detroit Lions (D)	7 13
O 26 Los Angeles Rams (W)	7 9
N 2 Minnesota Vikings (MN)	14 31
N 9 Pittsburgh Steelers (W)	38 7
N 16 Atlanta Falcons (A)	31 48
N 23 Baltimore Colts (W)	21 24
N 30 Cleveland Browns (W)	24 28
D 6 San Francisco 49ers (W)	21 42
D 14 Green Bay Packers (W)	3 21
D 21 Detroit Lions (W)	3 20
	210 339

## 1973 (3-11, .214)

Abe Gibron - Coach	BearsOpp.
S 16 Dallas Cowboys (S)	17 20
S 23 Minnesota Vikings (S)	13 22
S 30 Denver Broncos (DN)	33 14
O 7 New Orleans Saints (NO)	16 21
O 14 Atlanta Falcons (A)	6 46
O 21 New England Patriots (S)	10 13
O 26 Houston Oilers (S)	35 14
N 4 Green Bay Packers (LM)	31 17
N 12 Kansas City Chiefs (KC)	7 19
N 18 Detroit Lions (S)	7 30
N 25 Minnesota Vikings (MN)	19 31
D 2 Los Angeles Rams (S)	0 26
D 9 Detroit Lions (D)	7 40
D 16 Green Bay Packers (S)	0 21
	195 334

## 1966 (5-7-2, .417)

George S. Matas - Coach	BearsOpp.
S 11 Detroit Lions (D)	3 14
S 16 Los Angeles Rams (LA)	17 31
O 2 Minnesota Vikings (MN)	13 10
O 9 Baltimore Colts (W)	27 17
O 16 Green Bay Packers (W)	0 17
O 23 Los Angeles Rams (W)	17 10
O 31 St. Louis Cardinals (SL)	17 24
N 6 Detroit Lions (W)	10 10
N 13 San Francisco 49ers (W)	30 30
N 20 Green Bay Packers (LM)	6 13
N 27 Atlanta Falcons (W)	23 6
D 4 Baltimore Colts (BL)	16 21
D 11 San Francisco 49ers (SF)	14 41
D 18 Minnesota Vikings (W)	41 28
	234 272

## 1970 (6-8, .428)

Jim Dooley - Coach	BearsOpp.
S 19 New York Giants (NY)	24 16
S 27 Philadelphia Eagles (D)	20 16
O 5 Detroit Lions (D)	14 28
O 11 Minnesota Vikings (W)	0 24
O 18 San Diego Chargers (W)	7 20
O 25 Detroit Lions (W)	10 16
N 1 Atlanta Falcons (A)	23 14
N 8 San Francisco 49ers (W)	16 37
N 15 Green Bay Packers (LM)	19 20
N 22 Buffalo Bills (W)	31 13
N 29 Baltimore Colts (BL)	20 21
D 5 Minnesota Vikings (MN)	13 16
D 13 Green Bay Packers (W)	35 17
D 20 New Orleans Saints (TL)	24 3
	256 281

## 1974 (4-10, .286)

Abe Gibron - Coach	BearsOpp.
S 15 Detroit Lions (S)	17 9
S 22 New York Jets (S)	21 23
S 29 Minnesota Vikings (MN)	7 11
O 6 New Orleans Saints (S)	24 10
O 13 Atlanta Falcons (A)	10 13
O 21 Green Bay Packers (S)	10 9
O 27 Buffalo Bills (BF)	6 16
N 3 Minnesota Vikings (S)	0 17
N 10 Green Bay Packers (ML)	3 20
N 17 San Francisco 49ers (S)	0 34
N 24 Detroit Lions (D)	17 34
D 1 New York Giants (S)	16 13
D 8 San Diego Chargers (SD)	21 28
D 15 Washington Redskins (DC)	0 42
	152 279

## 1967 (7-6-1, .538)

George S. Matas - Coach	BearsOpp.
S 17 Pittsburgh Steelers (PI)	13 41
S 24 Green Bay Packers (LM)	10 13
O 1 Minnesota Vikings (MN)	17 7
O 8 Baltimore Colts (W)	3 24
O 15 Detroit Lions (W)	14 13
O 22 Cleveland Browns (CL)	0 24
O 29 Los Angeles Rams (W)	17 28
N 5 Detroit Lions (D)	27 13
N 12 New York Giants (W)	34 7
N 19 St. Louis Cardinals (W)	30 3
N 26 Green Bay Packers (W)	13 17
D 3 San Francisco 49ers (KZ)	28 14
D 10 Minnesota Vikings (W)	10 10
D 17 Atlanta Falcons (A)	23 14
	239 218

## 1971 (6-8, .428)

Jim Dooley - Coach	BearsOpp.
S 19 Pittsburgh Steelers (S)	17 15
S 26 Minnesota Vikings (MN)	20 17
O 3 Los Angeles Rams (LA)	3 17
O 10 New Orleans Saints (S)	35 14
O 17 San Francisco 49ers (SF)	0 13
O 24 Detroit Lions (D)	28 23
O 31 Dallas Cowboys (S)	23 19
N 7 Green Bay Packers (S)	14 17
N 14 Washington Redskins (S)	16 15
N 21 Detroit Lions (S)	3 28
N 29 Miami Dolphins (MI)	3 34
D 5 Denver Broncos (DN)	3 6
D 12 Green Bay Packers (LM)	10 31
D 19 Minnesota Vikings (S)	10 27
	165 276

## 1975 (4-10, .286)

Jack Pardee - Coach	BearsOpp.
S 21 Baltimore Colts (S)	7 35
S 28 Philadelphia Eagles (S)	15 13
O 5 Minnesota Vikings (MN)	3 28
O 12 Detroit Lions (D)	7 27
O 19 Pittsburgh Steelers (TR)	3 34
O 27 Minnesota Vikings (S)	9 13
N 2 Miami Dolphins (S)	13 46
N 9 Green Bay Packers (S)	27 14
N 16 San Francisco 49ers (SF)	3 31
N 23 Los Angeles Rams (LA)	10 38
N 30 Green Bay Packers (LM)	7 28
D 7 Detroit Lions (S)	25 21
D 14 St. Louis Cardinals (S)	20 34
D 21 New Orleans Saints (NO)	42 17
	191 379

## 1968 (7-7, .500)

Jim Dooley - Coach	BearsOpp.
S 15 Washington Redskins (W)	28 38
S 22 Detroit Lions (D)	0 42
S 29 Minnesota Vikings (MN)	27 17
O 6 Baltimore Colts (BL)	7 28
O 13 Detroit Lions (W)	10 28
O 20 Philadelphia Eagles (FR)	29 16
O 27 Minnesota Vikings (W)	26 24
N 3 Green Bay Packers (LM)	13 10
N 10 San Francisco 49ers (W)	27 19
N 17 Atlanta Falcons (W)	13 16
N 24 Dallas Cowboys (W)	3 34
D 1 New Orleans Saints (TL)	23 17
D 8 Los Angeles Rams (LA)	17 16
D 15 Green Bay Packers (W)	27 28
	250 333

## 1972 (4-9-1, .307)

Abe Gibron - Coach	BearsOpp.
S 17 Atlanta Falcons (S)	21 37
S 24 Los Angeles Rams (S)	13 13
O 1 Detroit Lions (S)	24 38
O 6 Green Bay Packers (LM)	17 20
O 15 Cleveland Browns (CL)	17 0
O 23 Minnesota Vikings (S)	13 10
O 29 St. Louis Cardinals (SL)	27 10
N 5 Detroit Lions (D)	0 14
N 12 Green Bay Packers (S)	17 23
N 19 San Francisco 49ers (S)	21 34
N 26 Cincinnati Bengals (S)	3 13
D 3 Minnesota Vikings (MH)	10 23
D 10 Philadelphia Eagles (V)	21 12
D 17 Oakland Raiders (O)	21 28
	225 275

## 1976 (7-7, .500)

Jack Pardee - Coach	BearsOpp.
S 12 Detroit Lions (S)	10 3
S 19 San Francisco 49ers (SF)	19 12
S 26 Atlanta Falcons (S)	0 10
O 3 Washington Redskins (S)	33 7
O 10 Minnesota Vikings (MN)	19 20
O 17 Los Angeles Rams (LA)	12 20
O 24 Dallas Cowboys (TX)	21 31
O 31 Minnesota Vikings (S)	14 13
N 7 Oakland Raiders (S)	27 28
N 14 Green Bay Packers (S)	24 13
N 21 Detroit Lions (PI)	10 14
N 28 Green Bay Packers (LM)	16 10
D 5 Seattle Seahawks (SE)	34 7
D 12 Denver Broncos (S)	14 28
	253 216

1977 (9-5, .643)

Team	Coach	BearsOpp.
S 18 Detroit Lions	(S)	30 20
S 25 St. Louis Cardinals	(SU)	13 18
O 2 New Orleans Saints	(S)	24 42
O 10 Los Angeles Rams	(S)	24 23
O 16 Minnesota Vikings	(MN) OT	15 22
O 23 Atlanta Falcons	(S)	10 18
O 30 Green Bay Packers	(LM)	26 0
N 6 Houston Oilers	(H)	0 47
N 13 Kansas City Chiefs	(S)	28 27
N 20 Minnesota Vikings	(S)	10 7
N 24 Detroit Lions	(P)	31 14
D 4 Tampa Bay Buccaneers	(TB)	10 0
D 11 Green Bay Packers	(S)	21 0
D 18 New York Giants	(NY)	12 9
DIVISIONAL PLAYOFF		
D 26 Dallas Cowboys	(TX)	7 37

1978 (7-9, .438)

Team	Coach	BearsOpp.
Nell Armstrong - Coach		
S 3 St. Louis Cardinals	(S)	17 10
S 10 San Francisco 49ers	(SF)	16 13
S 17 Detroit Lions	(P)	19 0
S 25 Minnesota Vikings	(S)	20 24
O 1 Oakland Raiders	(S)	OT 19 25
O 8 Green Bay Packers	(LM)	14 24
O 16 Denver Broncos	(DN)	7 16
O 22 Tampa Bay Buccaneers	(TB)	19 33
O 29 Detroit Lions	(S)	17 21
N 5 Seattle Seahawks	(S)	29 31
N 12 Minnesota Vikings	(MN)	14 17
N 19 Atlanta Falcons	(S)	13 7
N 26 Tampa Bay Buccaneers	(S)	14 3
D 4 San Diego Chargers	(SD)	7 40
D 10 Green Bay Packers	(S)	14 0
D 16 Washington Redskins	(DC)	14 10
DIVISIONAL PLAYOFF		
D 26 Dallas Cowboys	(TX)	7 37

1979 (10-6, .625)

Team	Coach	BearsOpp.
Nell Armstrong - Coach		
S 2 Green Bay Packers	(S)	8 3
S 9 Minnesota Vikings	(S)	26 7
S 16 Dallas Cowboys	(TX)	20 24
S 23 Miami Dolphins	(MI)	16 31
S 30 Tampa Bay Buccaneers	(S)	13 17
O 7 Buffalo Bills	(BF)	7 0
O 14 New England Patriots	(S)	7 27
O 21 Minnesota Vikings	(MN)	27 30
O 28 San Francisco 49ers	(SF)	26 27
N 4 Detroit Lions	(S)	35 7
N 11 Los Angeles Rams	(S)	27 23
N 18 New York Jets	(S)	23 13
N 22 Detroit Lions	(P)	0 20
D 2 Tampa Bay Buccaneers	(TB)	14 0
D 9 Green Bay Packers	(LM)	15 14
D 16 St. Louis Cardinals	(S)	42 6
DIVISIONAL PLAYOFF		
D 23 Philadelphia Eagles	(V)	17 27

1980 (7-9, .438)

Team	Coach	BearsOpp.
Nell Armstrong - Coach		
S 7 Green Bay Packers	(LM) OT	6 12
S 14 New Orleans Saints	(S)	22 3
S 21 Minnesota Vikings	(S)	14 34
S 28 Pittsburgh Steelers	(TR)	3 38
O 6 Tampa Bay Buccaneers	(S)	23 0
O 12 Minnesota Vikings	(MN)	7 13
O 19 Detroit Lions	(S)	24 7
O 26 Philadelphia Eagles	(V)	14 17
N 3 Cleveland Browns	(CL)	21 27
N 9 Washington Redskins	(S)	35 21
N 16 Houston Oilers	(S)	6 10
N 23 Atlanta Falcons	(A)	17 25
N 27 Detroit Lions	(P)	OT 23 17
D 7 Green Bay Packers	(S)	61 7
D 14 Cincinnati Bengals	(S)	OT 14 17
D 20 Tampa Bay Buccaneers	(TB)	14 13
DIVISIONAL PLAYOFF		
D 20 Tampa Bay Buccaneers	(TB)	304 264

1981 (6-10, .375)

Team	Coach	BearsOpp.
Nell Armstrong - Coach		
S 6 Green Bay Packers	(S)	9 16
S 13 San Francisco 49ers	(SF)	17 28
S 20 Tampa Bay Buccaneers	(S)	28 17
S 29 Los Angeles Rams	(S)	7 24
O 4 Minnesota Vikings	(MN)	21 24
O 11 Washington Redskins	(S)	7 24
O 19 Detroit Lions	(P)	17 48
O 25 San Diego Chargers	(S)	OT 20 17
N 1 Tampa Bay Buccaneers	(TB)	10 20
N 6 Kansas City Chiefs	(KC)	OT 18 13
N 15 Green Bay Packers	(LM)	17 21
N 22 Detroit Lions	(S)	7 23
N 28 Dallas Cowboys	(TX)	9 10
D 6 Minnesota Vikings	(S)	10 9
D 13 Oakland Raiders	(O)	23 6
D 20 Denver Broncos	(S)	35 24
DIVISIONAL PLAYOFF		
D 20 Denver Broncos	(S)	253 324

1982 (3-6, .333)

Team	Coach	BearsOpp.
Mike Ditka - Coach		
S 12 Detroit Lions	(P)	10 17
S 19 New Orleans Saints	(S)	0 10
S 21 Detroit Lions	(S)	20 17
N 28 Minnesota Vikings	(M)	7 35
N 5 New England Patriots	(S)	26 13
D 12 Seattle Seahawks	(SE)	14 20
D 19 St. Louis Cardinals	(S)	7 10
D 26 Los Angeles Rams	(LA)	34 26
J 2 Tampa Bay Buccaneers	(TB)	OT 23 26
DIVISIONAL PLAYOFF		
D 26 Los Angeles Rams	(LA)	141 174

1983 (8-8, .500)

Team	Coach	BearsOpp.
Mike Ditka - Coach		
S 4 Atlanta Falcons	(S)	17 20
S 11 Tampa Bay Buccaneers	(S)	17 10
S 18 New Orleans Saints	(NO)	OT 31 34
S 25 Baltimore Colts	(BL)	OT 19 22
O 2 Denver Broncos	(S)	31 14
O 9 Minnesota Vikings	(S)	14 23
O 16 Detroit Lions	(P)	17 31
O 23 Philadelphia Eagles	(V)	7 6
O 30 Detroit Lions	(S)	17 38
N 6 Los Angeles Rams	(AN)	14 21
N 13 Philadelphia Eagles	(S)	17 14
N 20 Tampa Bay Buccaneers	(TB)	27 0
N 27 San Francisco 49ers	(S)	13 3
D 4 Green Bay Packers	(LM)	26 31
D 11 Minnesota Vikings	(M)	19 13
D 18 Green Bay Packers	(S)	23 21
DIVISIONAL PLAYOFF		
D 18 Green Bay Packers	(S)	311 301

1984 (10-6, .625)

Team	Coach	BearsOpp.
Mike Ditka - Coach		
S 2 Tampa Bay Buccaneers	(S)	34 14
S 9 Denver Broncos	(S)	27 0
S 16 Green Bay Packers	(LM)	9 7
S 23 Seattle Seahawks	(SE)	9 38
S 30 Dallas Cowboys	(S)	14 23
O 7 New Orleans Saints	(S)	20 7
O 14 St. Louis Cardinals	(SL)	21 36
O 21 Tampa Bay Buccaneers	(TB)	44 9
O 28 Minnesota Vikings	(S)	16 7
N 4 Los Angeles Raiders	(S)	17 6
N 11 Los Angeles Rams	(AN)	13 29
N 18 Detroit Lions	(S)	16 14
N 25 Minnesota Vikings	(M)	34 3
O 3 San Diego Chargers	(SD)	7 20
D 9 Green Bay Packers	(S)	14 20
D 16 Detroit Lions	(P)	30 13
POST-SEASON		
D 30 Washington Redskins	(DC)	23 19
J 6 San Francisco 49ers	(SF)	0 23
DIVISIONAL PLAYOFF		
D 30 Washington Redskins	(DC)	325 248

1985 (15-1, .938)

Team	Coach	BearsOpp.
Mike Ditka - Coach		
S 8 Tampa Bay Buccaneers	(S)	36 20
S 15 New England Patriots	(S)	20 7
S 19 Minnesota Vikings	(M)	33 24
S 29 Washington Redskins	(S)	45 10
D 6 Tampa Bay Buccaneers	(TB)	27 19

O 13 San Francisco 49ers	(SF)	26 10
O 21 Green Bay Packers	(S)	23 7
O 27 Minnesota Vikings	(S)	27 9
N 3 Green Bay Packers	(LM)	16 10
N 10 Detroit Lions	(S)	24 3
N 17 Dallas Cowboys	(TX)	44 0
N 24 Atlanta Falcons	(S)	36 0
D 8 Miami Dolphins	(MI)	24 38
D 8 Indianapolis Colts	(S)	17 10
D 14 New York Jets	(NY)	19 6
D 22 Detroit Lions	(P)	37 17
POST-SEASON		
J 5 New York Giants	(S)	21 0
J 12 Los Angeles Rams	(S)	24 0
J 26 New England Patriots	(NO)	46 10

1986 (14-2, .875)

Team	Coach	BearsOpp.
Mike Ditka - Coach		
S 7 Cleveland Browns	(S)	41 31
S 14 Philadelphia Eagles	(S)	OT 13 10
S 22 Green Bay Packers	(LM)	25 12
S 28 Cincinnati Bengals	(C)	44 7
O 5 Minnesota Vikings	(S)	23 0
O 12 Houston Oilers	(H)	20 7
O 19 Minnesota Vikings	(M)	7 23
O 26 Detroit Lions	(S)	13 7
N 3 Los Angeles Rams	(S)	17 20
N 9 Tampa Bay Buccaneers	(TB)	23 3
N 16 Atlanta Falcons	(A)	13 10
N 23 Green Bay Packers	(S)	12 10
N 30 Pittsburgh Steelers	(S)	OT 13 10
D 7 Tampa Bay Buccaneers	(S)	43 14
D 15 Detroit Lions	(P)	16 13
D 21 Dallas Cowboys	(TX)	24 10
DIVISIONAL PLAYOFF		
J 3 Washington Redskins	(S)	13 27

1987 (11-4, .733)

Team	Coach	BearsOpp.
Mike Ditka - Coach		
S 14 New York Giants	(S)	34 19
S 20 Tampa Bay Buccaneers	(S)	20 3
O 4 Philadelphia Eagles	(V)	35 3
O 11 Minnesota Vikings	(S)	27 7
O 18 New Orleans Saints	(S)	17 19
O 25 Tampa Bay Buccaneers	(TB)	27 26
N 1 Kansas City Chiefs	(S)	31 28
N 8 Green Bay Packers	(LM)	26 24
N 16 Denver Broncos	(DN)	29 31
N 22 Detroit Lions	(S)	30 10
N 29 Green Bay Packers	(S)	23 10
D 6 Minnesota Vikings	(M)	30 24
D 14 San Francisco 49ers	(SF)	0 41
D 20 Seattle Seahawks	(S)	21 34
D 27 Los Angeles Raiders	(LA)	6 3
DIVISIONAL PLAYOFF		
J 10 Washington Redskins	(S)	17 21

1988 (12-4, .750)

Team	Coach	BearsOpp.
Mike Ditka - Coach		
S 4 Miami Dolphins	(S)	34 7
S 11 Indianapolis Colts	(I)	17 13
S 18 Minnesota Vikings	(S)	7 31
S 25 Green Bay Packers	(LM)	24 6
O 2 Buffalo Bills	(S)	24 8
O 9 Detroit Lions	(P)	24 7
O 16 Dallas Cowboys	(S)	17 7
O 24 San Francisco 49ers	(S)	10 9
O 30 New England Patriots	(NE)	7 30
N 6 Tampa Bay Buccaneers	(S)	28 10
N 13 Washington Redskins	(DC)	34 14
N 20 Tampa Bay Buccaneers	(TB)	27 15
N 27 Green Bay Packers	(S)	16 0
D 5 Los Angeles Rams	(AN)	3 23
D 11 Detroit Lions	(S)	13 12
D 19 Minnesota Vikings	(M)	27 28
POST-SEASON		
D 31 Philadelphia Eagles	(S)	20 12
J 8 San Francisco 49ers	(S)	3 28

## SOLDIER FIELD

The Chicago Bears enter their 19th season at Soldier Field in 1989 - after playing their first 51 seasons at Wrigley Field. Soldier Field's surface was changed from artificial turf to natural grass prior to the 1988 season. The Bears also added 56 skyboxes at the south end of the stadium at the same time, boosting the total number of skyboxes to 116. The capacity of the stadium also increased to 66,946. Following are other stadium notes since the Bears move to Soldier Field in 1971.

- 1971 - Bears' first game was a 17-15 win over the Pittsburgh Steelers on September 19, 1971. Stadium capacity was 57,000.
- 1979 - The stadium underwent major reconstruction and renovation prior to the season which included new lighting, new playing surface, lockerrooms and rebuilding of the stadium's seating area - new chairback, arm rest seats and new sightlines.
- 1982 - Prior to season, more rebuilding of seating areas was completed in addition to new concourses with new restrooms and concession areas. A new press box, 60 deluxe skyboxes and a new scoreboard were also built. Capacity is increased to 66,030.

Soldier Field was opened for use in 1924 as 45,000-seat Municipal Grant Park Stadium.

The first football game played on its field was Nov. 22, 1924 as a capacity crowd watched Notre Dame edge Northwestern 13-6. It hosted the first boxing event which drew a gate of over \$2.5 million (1927; Dempsey-Tunney), the first ski meet held in a stadium and the all-time largest football crowd (123,000). The largest crowd for any event in the history of Soldier Field was 260,000 on Sept. 8 1954 for the religious Marian Year Tribute.

The new 100,000-seat stadium was dedicated November 27, 1926, with Army battling Navy to a 21-21 tie. The all-time collegiate attendance record of 123,000 plus was established Nov. 26, 1927 as Notre Dame beat Southern Cal 7-6.

In the first professional game at the then mammoth stadium, the Bears defeated the Chicago Cardinals 10-0 in 1926.

Plans for the stadium were begun in 1919 as a memorial to the soldiers of WWI. Soldier Field stands on 10,000 pile foundations driving an average depth of 62½ feet through fill that replaced the lake waters.

Soldier Field is operated by the Chicago Park District.

## HALAS HALL

Located on the picturesque campus of Lake Forest College, Halas Hall is the Bears' year-round home.

Named to honor the late George S. Halas, the Bears founder and one of the pioneers of the present day NFL, the building is dedicated to the memory of George Halas, Jr., who died Dec. 16, 1979.

Halas Hall was opened to the players in September of '79. Coaches and other staff members moved into the top of the three-level complex in November. Finishing touches were completed in May of 1980. In the spring of 1985, the Bears' corporate offices were moved to Halas Hall from downtown. Today, only the team's ticket operations are housed at 55 E. Jackson Blvd.

A regulation-sized grass football field and one field 70 yards long are located behind the building.

The building was designed by Allan M. Pickus Architects and built by Pickus Construction of Waukegan, Ill.

The lower floor of the building houses team meeting rooms, a player lounge, racquetball court, rookie lockers and shower areas, storage and utility rooms. The central floor features the lockerroom, showers, sauna, training and weight rooms, coaches' lockerroom, equipment rooms, laundry, photo lab, and media workrooms.

The top floor holds the reception areas, staff offices along with work rooms including duplicating room and computer department.

### DIRECTIONS . . .

**FROM THE LOOP** - Take Edens Expressway (41) north to Lake Forest exiting north on Deerpath Road east. Go through the business district and turn south on Washington to 250 N. Washington Road.

**FROM O'HARE AIRPORT** - Take 294 north to Town Line Road (Hwy. 60). Take 60 east to where it deadends into 41. Go north approximately 200 yards to the Deerpath Road exit. Proceed as above.

# BEARS IN THE PRO-BOWL

## (1951-1970 NFL East vs. West, 1971 - NFC vs. AFC)

1989: Jay Hilgenberg, C (4) Mike Singletary, LB (6) Neal Anderson, RB (1) Dave Duerson, S (4) Mark Bortz, G (1)	1971: Dick Butkus, LB (6) Cecil Turner, KR (1) Bobby Joe Green, P (1) Dick Gordon,* WR (1) 1970: Gale Sayers,† RB (5) Dick Butkus, LB (5)	1959: Doug Atkins,† DE (2) Stan Jones, G (4) Joe Fortunato, LB (1) Bill George, LB (5) Willie Galimore, RB (1) Rick Casares, RB (4) Fred Williams, DT (3)
1988: Jay Hilgenberg, C (3) Mike Singletary, LB (5) Dave Duerson, S (3) Wilber Marshall, LB (2) Steve McMichael, DT (2)	1969: Dick Butkus, LB (4) Roosevelt Taylor, DB (2) Gale Sayers,* RB (4) 1968: Gale Sayers,† RB (3) Dick Butkus, LB (3)	1958: Doug Atkins, DE (1) Rick Casares, RB (3) Bill George, LB (4) Stan Jones, G (3) Kline Gilbert, T (1)
1987: Walter Payton, RB (9) Jim Covert, T (2) Jay Hilgenberg, C (2) Mike Singletary, LB (4) Wilber Marshall, LB (1) Dave Duerson, S (2) Steve McMichael, DT (1)	1967: Gale Sayers,† RB (2) Dick Butkus, LB (2) Richie Petitbon, DB (3) 1966: Gale Sayers, RB (1) Dick Butkus, LB (1) Doug Atkins, DE (8) Joe Fortunato, LB (5) Mike Ditka, TE (5)	1957: Harlon Hill, WR (3) Stan Jones, G (2) Bill George, LB (3) Ed Brown, QB (2) Rick Casares, RB (2) J.C. Caroline, HB (1) Larry Strickland, C (1) McNeil Moore, HB (1)
1986: Walter Payton, RB (8) Jim McMahon, QB (1) Jim Covert, T (1) Jay Hilgenberg, C (1) Otis Wilson, LB (1) Mike Singletary, LB (3) Dave Duerson, S (1) Dan Hampton, DE (4) Richard Dent, DE (2)	1965: Joe Fortunato, LB (4) Mike Ditka, TE (4) Johnny Morris,* FL (2) 1964: Joe Fortunato, LB (3) Mike Ditka, TE (3) Doug Atkins, DE (7) Richie Petitbon, DB (2) Roosevelt Taylor, DB (1) Mike Pyle, C (1) Bill Wade, QB (1) Joe Marconi, RB (1)	1956: Stan Jones, G (1) Bill Wightkin, T (1) Harlon Hill, WR (2) Rick Casares, RB (1) Jack Hoffman, E (2) Ed Brown, QB (1) Bill George, LB (2)
1985: Walter Payton, RB (7) Dan Hampton, DT (3) Mike Singletary, LB (2) Todd Bell, S (1) Richard Dent, DE (1)	1963: Mike Ditka, TE (2) Doug Atkins, DE (6) Joe Fortunato, LB (2) Richie Petitbon, DB (1)	1955: Harlon Hill, WR (1) Bill Bishop, T (1) Bill George, LB (1) Ed Sprinkle, DE (4)
1984: Mike Singletary, LB (1) Walter Payton, RB (6)	1962: Stan Jones, G (7) Doug Atkins, DE (5) Bill George, LB (8) Mike Ditka, TE (1)	1954: George Connor, T-LB (4) Don Kindt, HB (1) Jack Hoffman, E (1) Fred Williams, DT (2)
1983: Dan Hampton, DT (2)	1961: Stan Jones, G (6) Doug Atkins, DE (4) Bill George, LB (7) Johnny Morris, FL (1)	1953: Dick Barwegan, G (3) Fred Williams, DT (1) Gene Schroeder, E (1) George Connor, T-LB (3) Ed Sprinkle, DE (3)
1982: Gary Fencik, S (2)	1960: Stan Jones, G (5) Doug Atkins, DE (3) Bill George, LB (6) Rick Casares, RB (5) Erich Barnes, DB (1) Fred Williams, DT (4)	1952: Dick Barwegan, G (2) George Connor, T-LB (2) John Dottley, RB (2) Bulldog Turner, C-LB (2) Johnny Lujack, QB (2) Ed Sprinkle, DE (2) Ray Bray, G (2)
1981: Gary Fencik, S (1) Dan Hampton, DE (1) Walter Payton, RB (5)	1975: None	1951: Ray Bray, G (1) Ed Sprinkle, DE (1) George Connor, T-LB (1) Fred Davis, T (1) Dick Barwegan, G (1) Bulldog Turner, C-LB (1) Johnny Lujack, QB (1)
1980: Walter Payton, RB (4)	1974: Wally Chambers, DT (1)	
1979: Walter Payton, RB (3)	1973: Dick Butkus, LB (8) Ron Smith, KR (1)	
1978: Allan Ellis, CB (1) Walter Payton,† RB (2)	1972: Dick Gordon, WR (2) Dick Butkus, LB (7)	
1977: Wally Chambers, DT (3)		
1976: Walter Payton, RB (1) Wally Chambers, DT (2)		

\*Did not play due to injuries.

†Denotes game's outstanding back, lineman.

( ) Indicates number of appearances

## 1989 OPPONENTS

**CINCINNATI BENGALS:** Head Coach — Sam Wyche, 6th season (41-38). PR Director — Al Heim. Home — Riverfront Stadium (59,754). 1988 Record — Won 12, Lost 4. Office Telephone — (513) 621-3550.

**CLEVELAND BROWNS:** Head Coach — Bud Carson, 1st season. PR Director — Kevin Byrne. Home — Cleveland Stadium (80,098). 1988 Record — Won 10, Lost 6. Office Telephone — (216) 696-5555.

**DETROIT LIONS:** Head Coach — Wayne Fontes, 2nd season (2-3). PR Director — Bill Keenist. Home — Pontiac Silverdome (80,638). 1988 Record — Won 4, Lost 12. Office Telephone — (313) 335-4131.

**GREEN BAY PACKERS:** Head Coach — Lindy Infante, 2nd season (4-12). PR Director — Lee Rempel. Home — Lambeau Field (56,926). 1988 Record — Won 4, Lost 12. Office Telephone — (414) 494-2351.

**HOUSTON OILERS:** Head Coach — Jerry Glanville, 4th season (25-26). PR Director — Chip Namias. Home — Astrodome (59,433). 1988 Record — Won 10, Lost 6. Office Telephone — (713) 797-9111.

**KANSAS CITY CHIEFS:** Head Coach — Marty Schottenheimer, 1st season. PR Director — Bill Moore. Home — Arrowhead Stadium (78,067). 1988 Record — Won 4, Lost 11, Tied 1. Office Telephone — (816) 924-9300.

**LOS ANGELES RAIDERS:** Head Coach — Mike Shanahan, 2nd Season (7-9). PR Director — Dave Houghton. Home — Memorial Coliseum (92,516). 1988 Record — Won 7, Lost 9. Office Telephone — (213) 322-3451.

**LOS ANGELES RAMS:** Head Coach — John Robinson, 7th Season (58-43). PR Director — John Oswald. Home — Anaheim Stadium (69,007). 1988 Record — Won 10, Lost 6. Office Telephone — (714) 535-7267.

**MIAMI DOLPHINS:** Head Coach — Don Shula, 20th season (204-98-2). PR Director — Harvey Greene. Home — Joe Robbie Stadium (75,500). 1988 Record — Won 6, Lost 10. Office Telephone — (305)576-1000.

**MINNESOTA VIKINGS:** Head Coach — Jerry Burns, 4th season (28-19). PR Director — Merrill Swanson. Home — Hubert H. Humphrey Metrodome (62,000). 1988 Record — Won 11, Lost 5. Office Telephone — (612) 828-6500.

**PHILADELPHIA EAGLES:** Head Coach — Buddy Ryan, 3rd season (22-24-1). PR Director — Ron Howard. Home — Veterans Stadium (65,356). 1988 Record — Won 10, Lost 6. Office Telephone — (215) 463-2500.

**PITTSBURGH STEELERS:** Head Coach — Chuck Noll, 21st season (183-132-1). PR Director — Dan Edwards. Home — Three Rivers Stadium (59,000). 1988 Record — Won 5, Lost 11. Office Telephone — (412) 323-1200.

**SAN DIEGO CHARGERS:** Head Coach — Dan Henning, 1st season. PR Director — Rick Smith. Home — Jack Murphy Stadium (60,750). 1988 Record — Won 6, Lost 10. Office Telephone — (619) 280-2111.

**SAN FRANCISCO 49ERS:** Head Coach — George Seifert, 1st season. PR Director — Jerry Walker. Home — Candlestick Park (61,891). 1988 Record — Won 10, Lost 6. Office Telephone — (415) 365-3420.

**TAMPA BAY BUCCANEERS:** Head Coach — Ray Perkins, 3rd season (10-21). PR Director — Rick Odioso. Home — Tampa Stadium (74,315). 1988 Record — Won 5, Lost 11. Office Telephone — (813) 870-2700.

**WASHINGTON REDSKINS:** Head Coach — Joe Gibbs, 9th season (89-42). PR Director — Marty Hurney. Home — RFK Stadium (55,750). 1988 Record — Won 7, Lost 9. Office Telephone — (703) 471-9100.



## OPPONENTS SINGLE GAME INDIVIDUAL RECORDS

### PASSING

Attempts	55	Tommy Kramer, Minnesota	9/19/85
Completions	30	Vince Ferragamo, LA Rams	12/26/82
Yards	509	Vince Ferragamo, LA Rams	12/26/82
Touchdowns	5	Steve Spurrier, San Francisco	11/19/72
		Tommy Kramer, Minnesota	11/28/82
Interceptions	5	Last time: Bart Starr, Green Bay	9/24/67
Consecutive completions	12	Jim Hart, St. Louis	9/25/77

### RUSHING

Attempts	35	John Stephens, New England	10/30/88
Yards	206	Earl Campbell, Houston	11/16/80
Touchdowns	6	Ernie Nevers, Chi. Cardinals	11/28/29

### RECEIVING

Receptions	13	Bob Anderson, Denver	9/30/73
Yards	225	Bernie Casey, San Francisco	11/13/66
Touchdowns	3	Last time: Jerry Rice, San Francisco	12/14/87

### SCORING

Points	40	Ernie Nevers, Chi. Cardinals	11/28/29
Touchdowns	6	Ernie Nevers, Chi. Cardinals	11/28/29
		Dub Jones, Cleveland	11/25/51
Field goals	5	Curt Knight, Washington	11/14/71
		Fred Cox, Minnesota	9/23/73
Field goal attempts	7	Mike Clark, Dallas	11/24/68

### INTERCEPTIONS

Interceptions	3	Last time: Reggie Sutton, New Orleans	10/18/87
Yards	121	Milt Davis, Baltimore	11/17/57
Touchdowns	2	Boby Franklin, Cleveland	12/11/60

### PUNTING

Punts	14	Dick Nesbitt, Chi. Cardinals	11/30/33
Long	84	Doug Russell, Chi. Cardinals	9/11/38

### PUNT RETURNS

Returns	6	Last time: Robbie Martin, Detroit	9/12/82
Yards	118	Jon Arnett, LA Rams	11/2/58
Touchdowns	1	Last time: Dana McLemore, San Francisco	12/14/87
Fair Catches	7	Lem Barney, Detroit	11/21/76

### KICKOFF RETURNS

Returns	7	Last time: Darrin Nelson, Minnesota	11/25/84
Yards	202	Carver Shannon, LA Rams	10/13/63
Touchdowns	1	Last time: Del Rogers, Green Bay	12/9/84



## MILESTONES WITHIN REACH IN 1989

Kevin Butler	7...field goals for 100 career FG's
	69...points for 500 career points
	111...points to surpass George Blanda as third leading scorer in Bear history
Matt Suhey	105...rushing yards for 3,000 career
	150...rushing yards to surpass Roland Harper as the 4th leading rusher in Bear history
Neal Anderson	162...rushing yards for 2,000 career
Dennis Gentry	41...kickoff return yards to set club record for kickoff return yards, career
	19...receptions for 100 career
Jay Hilgenberg	16...starts for 100 consecutive starts
Dennis McKinnon	7...punt returns to set club record for most punt returns, career
	328...punt return yards to set club record for most punt return yards, career
	46...receptions for 200 career
	665...receiving yards for 3,000 career
Jim McMahon	31...completions to set club record for most pass completions, career
	232...pass attempts to set club record for most attempts, career
	2...touchdown passes to surpass Bill Wade, 2nd most touchdown passes in Bear history
Steve McMichael	15...starts for 100 consecutive starts
Thomas Sanders	218...rushing yards for 1,000 career
Mike Singletary	73...tackles for 1,000 career
Dave Duerson	25...tackles for 500 career

## BEARS TRAINING CAMP

For the sixth consecutive year, the Bears' training camp will be held at the University of Wisconsin-Platteville. Players report to camp on Thursday, July 27, and will participate in two-a-day workouts each day at 9:30 a.m. and 3:30 p.m. beginning Friday, July 28.

The annual intrasquad game is Saturday, August 5 (2:00 p.m.) at the university's Pioneer Stadium. The Bears will practice with the New Orleans Saints at the University of Wisconsin-LaCrosse August 7-9. The Bears will return permanently to Lake Forest August 18.

Following is a list of Bears' training camp sites:

1985-Current	University of Wisconsin-Platteville, Wisconsin
1975-84	Lake Forest College, Lake Forest, Illinois
1944-74	St. Joseph's College, Rensselaer, Indiana
1935-43	St. John's Military Academy, Delafield, Wisconsin
1934	Lane Tech High School, Chicago, Illinois

# BEARS ON RADIO

For the fifth consecutive year, WGN-radio (720 AM) will handle live broadcasts of all Bears games with Wayne Larrivee calling the play-by-play and analysis by Hub Arkush and ex-NFL star Jim Hart. Sports Director Chuck Swirsky, along with Randy Minkoff and Steve Brand, anchor two hour pre-game and post game segments. WGN is the flagship station for the Bears Radio Network, representing stations in nine states.



## WAYNE LARRIVEE

After spending eight years as play-by-play man for the Kansas City Chiefs, Wayne enters his 5th season as the voice of the Bears. While serving as sports director at KCMO-radio in Kansas City, Wayne worked Missouri Valley Conference basketball games in addition to Chiefs' broadcasts. Wayne has also worked football and basketball games for the Big Ten Conference television network.

## JIM HART

Prior to joining WGN's broadcast team in 1985, Jim spent 19 years as a top NFL quarterback. He currently trails Johnny Unitas and Fran Tarkenton in three NFL annals — pass completions (2,590), pass attempts (5,069) and passing yards (34,639). Jim spent 18 years with the St. Louis Cardinals before finishing his career with the Washington Redskins.

## HUB ARKUSH

Hub enters his second year as analyst for WGN after replacing Dick Butkus in the booth last year. He hosted the Bears pre- and post game show from 1985-87. Hub attended the University of Michigan, and is currently publisher of *Pro Football Weekly*. He is a lifetime Chicagoan who attended Deerfield High School (Deerfield, IL).

## NETWORK

<b>ARIZONA</b>	
WKY-AM	COOLIDGE
<b>IOWA</b>	
KLBA-AM	ALBIA
KFPS-AM	BURLINGTON
KDIB-AM	CARROLL
KCRG-AM	CEDAR RAPIDS
WDC-AM	DAVENPORT
WHO-AM	DES MOINES
KOTH-AM	DUBUQUE
KEMB-FM	EMMETSBURG
KDIX-AM	KEOKUK
KDSG-FM	OSAGE
<b>ILLINOIS</b>	
WBVS-AM	CANTON
WCL-AM	CARBONDALE
WDWS-AM	CHAMPAIGN
WEIC-AM	CHARLESTON
WDAN-AM	DANVILLE
WQZ-AM	DECATUR
WFRL-AM	FREEPORT
WRAM-AM	MONMOUTH
WCSJ-AM	MORRIS
WMIK-AM	MT. VERNON
WMLA-AM	NORMAL
WIRL-AM	PEORIA
WALR-AM/WSPY-FM	PLANO
WZOE-AM	PRINCETON
WGEM-AM	QUINCY
WRHL-FM	ROCHELLE
WKQJ-FM	RUSHVILLE
WCVS-AM	SPRINGFIELD
WSDR-AM	STERLING
WIZZ-AM	STREATOR
WTVI-FM	VIRGEN
WFRX-FM	WEST FRANKFORT
<b>INDIANA</b>	
WIFF-AM	AUBURN
WEZR-AM	FORT WAYNE
WICR-AM	HUNTINGTON
WICQ-FM	LA PORTE
WISF-AM	LA FAYETTE
WBAT-AM	MARION
WNZE-FM	PLYMOUTH
WLOI-FM	RENSSELAER
WISBT-AM	SOUTH BEND
WKUZ-FM	WABASH
WRSW-FM	WARSAW
<b>KENTUCKY</b>	
WSON-AM	HENDERSON
WDKR-AM	PADUCAH
<b>MICHIGAN</b>	
WLAV-AM	GRAND RAPIDS
WJMS-AM	IRONWOOD
WQSN-AM	KALAMAZOO
WPBK-AM	WHITEHALL
<b>MISSOURI</b>	
KAPE-AM	CAPE GIRARDEAU
KREI-AM	FARMINGTON
KLSA-AM	ST. LOUIS
<b>NEBRASKA</b>	
KKAR-AM	OMAHA
<b>NEVADA</b>	
KROL-AM	LAS VEGAS
<b>WISCONSIN</b>	
WKPL-FM	PLATTEVILLE

## NFL SCHEDULE

## WEEK 1

SUNDAY, SEPT. 10

Cincinnati at Chicago, noon  
 Dallas at New Orleans, noon  
 Los Angeles Rams at Atlanta, noon  
 Phoenix at Detroit, noon  
 San Francisco at Indianapolis, noon  
 Tampa Bay at Green Bay, noon  
 Cleveland at Pittsburgh, 3 p.m.  
 New England at New York Jets, 3 p.m.  
 Houston at Minnesota, 3 p.m.  
 Buffalo at Miami, 3 p.m.  
 Seattle at Philadelphia, 3 p.m.  
 Kansas City at Denver, 3 p.m.  
 San Diego at Los Angeles Raiders, 3 p.m.

MONDAY, SEPT. 11

New York Giants at Washington, 8 p.m.

## WEEK 4

SUNDAY, OCT. 1

Atlanta vs. Green Bay at Milwaukee, noon  
 Cincinnati at Kansas City, noon  
 Denver at Cleveland, noon  
 Indianapolis at New York Jets, noon  
 Miami at Houston, noon  
 New England at Buffalo, noon  
 Washington at New Orleans, noon  
 Pittsburgh at Detroit, noon  
 Tampa Bay at Minnesota, noon  
 San Diego at Phoenix, 3 p.m.  
 Seattle at Los Angeles Raiders, 3 p.m.  
 New York Giants at Dallas, 3 p.m.  
 Los Angeles Rams at San Francisco, 3 p.m.

MONDAY, OCT. 2

Philadelphia at Chicago, 8 p.m.

## WEEK 7

SUNDAY, OCT. 22

Dallas at Kansas City, noon  
 Green Bay at Miami, noon  
 Indianapolis at Cincinnati, noon  
 Los Angeles Raiders at Philadelphia, noon  
 Minnesota at Detroit, noon  
 New York Jets at Buffalo, noon  
 Pittsburgh at Houston, noon  
 Tampa Bay at Washington, noon  
 New England at San Francisco, 3 p.m.  
 Atlanta at Phoenix, 3 p.m.  
 Denver at Seattle, 3 p.m.  
 New Orleans at Los Angeles Rams, 3 p.m.  
 New York Giants at San Diego, 3 p.m.

MONDAY, OCT. 23

Chicago at Cleveland, 8 p.m.

## WEEK 2

SUNDAY, SEPT. 17

Dallas at Atlanta, noon  
 Los Angeles Raiders at Kansas City, noon  
 Miami at New England, noon  
 New Orleans at Green Bay, noon  
 New York Jets at Cleveland, noon  
 Philadelphia at Washington, noon  
 Pittsburgh at Cincinnati, noon  
 San Francisco at Tampa Bay, 3 p.m.  
 Detroit at New York Giants, 3 p.m.  
**Minnesota at Chicago, 3 p.m.**  
 Phoenix at Seattle, 3 p.m.  
 Houston at San Diego, 3 p.m.  
 Indianapolis at Los Angeles Rams, 3 p.m.

MONDAY, SEPT. 18

Denver at Buffalo, 8 p.m.

## WEEK 5

SUNDAY, OCT. 8

Buffalo at Indianapolis, noon  
**Chicago at Tampa Bay, noon**  
 Cincinnati at Pittsburgh, noon  
 Cleveland at Miami, noon  
 Dallas at Green Bay, noon  
 Detroit at Minnesota, noon  
 Houston at New England, noon  
 New York Giants at Philadelphia, noon  
 Phoenix at Washington, 3 p.m.  
 San Diego at Denver, 3 p.m.  
 Kansas City at Seattle, 3 p.m.  
 New Orleans at San Francisco, 3 p.m.  
 Atlanta at Los Angeles Rams, 3 p.m.

MONDAY, OCT. 9

Los Angeles Raiders at New York Jets, 8 p.m.

## WEEK 8

SUNDAY, OCT. 29

Atlanta at New Orleans, noon  
 Detroit vs. Green Bay at Milwaukee, noon  
 Houston at Cleveland, noon  
 Kansas City at Pittsburgh, noon  
**Los Angeles Rams at Chicago, noon**  
 Miami at Buffalo, noon  
 New England at Indianapolis, noon  
 Phoenix at Dallas, noon  
 Tampa Bay at Cincinnati, noon  
 San Francisco at New York Jets, 3 p.m.  
 Washington at Los Angeles Raiders, 3 p.m.  
 Philadelphia at Denver, 3 p.m.  
 San Diego at Seattle, 3 p.m.

MONDAY, OCT. 30

Minnesota at New York Giants, 8 p.m.

## WEEK 3

SUNDAY, SEPT. 24

Atlanta at Indianapolis, noon  
 Buffalo at Houston, noon  
**Chicago at Detroit, noon**  
 Minnesota at Pittsburgh, noon  
 New Orleans at Tampa Bay, noon  
 Phoenix at New York Giants, noon  
 San Francisco at Philadelphia, noon  
 Seattle at New England, noon  
 Washington at Dallas, noon  
 Green Bay at Los Angeles Rams, 3 p.m.  
 Kansas City at San Diego, 3 p.m.  
 New York Jets at Miami, 3 p.m.  
 Los Angeles Raiders at Denver, 3 p.m.

MONDAY, SEPT. 25

Cleveland at Cincinnati, 8 p.m.

## WEEK 6

SUNDAY, OCT. 15

Detroit at Tampa Bay, noon  
 Green Bay at Minnesota, noon  
**Houston at Chicago, noon**  
 Miami at Cincinnati, noon  
 New England at Atlanta, noon  
 Washington at New York Giants, noon  
 San Francisco at Dallas, noon  
 Seattle at San Diego, 3 p.m.  
 Indianapolis at Denver, 3 p.m.  
 Pittsburgh at Cleveland, 3 p.m.  
 New York Jets at New Orleans, 3 p.m.  
 Philadelphia at Phoenix, 3 p.m.  
 Kansas City at Los Angeles Raiders, 3 p.m.

MONDAY, OCT. 16

Los Angeles Rams at Buffalo, 8 p.m.

## WEEK 9

SUNDAY, NOV. 5

Buffalo at Atlanta, noon  
**Chicago at Green Bay, noon**  
 Cleveland at Tampa Bay, noon  
 Detroit at Houston, noon  
 Indianapolis at Miami, noon  
 Los Angeles Rams at Minnesota, noon  
 New York Jets at New England, noon  
 Seattle at Kansas City, noon  
 Cincinnati at Los Angeles Raiders, 3 p.m.  
 New York Giants at Phoenix, 3 p.m.  
 Philadelphia at San Diego, 3 p.m.  
 Pittsburgh at Denver, 3 p.m.  
 Dallas at Washington, 7 p.m.

MONDAY, NOV. 6

San Francisco at New Orleans, 8 p.m.

## WEEK 10

## SUNDAY, NOV. 12

Chicago at Pittsburgh, noon  
 Denver at Kansas City, noon  
 Green Bay at Detroit, noon  
 Indianapolis at Buffalo, noon  
 Miami at New York Jets, noon  
 Minnesota at Tampa Bay, noon  
 New Orleans at New England, noon  
 Washington at Philadelphia, noon  
 Atlanta at San Francisco, 3 p.m.  
 Cleveland at Seattle, 3 p.m.  
 Dallas at Phoenix, 3 p.m.  
 New York Giants at Los Angeles Rams, 3 p.m.  
 Los Angeles Raiders at San Diego, 7 p.m.

## MONDAY, NOV. 13

Cincinnati at Houston, 8 p.m.

## WEEK 11

## SUNDAY, NOV. 19

Buffalo at New England, noon  
 Detroit at Cincinnati, noon  
 Kansas City at Cleveland, noon  
 Miami at Dallas, noon  
 Minnesota at Philadelphia, noon  
 New Orleans at Atlanta, noon  
 San Diego at Pittsburgh, noon  
 Tampa Bay at Chicago, noon  
 Phoenix at Los Angeles Rams, 3 p.m.  
 Los Angeles Raiders at Houston, 3 p.m.  
 Seattle at New York Giants, 3 p.m.  
 Green Bay at San Francisco, 3 p.m.  
 New York Jets at Indianapolis, 7 p.m.

## MONDAY, NOV. 20

Denver at Washington, 8 p.m.

## WEEK 12

## THURSDAY, NOV. 23

Cleveland at Detroit, 11:30 a.m.  
 Philadelphia at Dallas, 3 p.m.

## SUNDAY, NOV. 26

Atlanta at New York Jets, noon  
 Cincinnati at Buffalo, noon  
 Houston at Kansas City, noon  
 Minnesota vs. Green Bay at Milwaukee, noon  
 Pittsburgh at Miami, noon  
 San Diego at Indianapolis, noon  
 Seattle at Denver, 3 p.m.  
 New England at Los Angeles Raiders, 3 p.m.  
 Tampa Bay at Phoenix, 3 p.m.  
 Chicago at Washington, 3 p.m.  
 Los Angeles Rams at New Orleans, 7 p.m.

## MONDAY, NOV. 27

New York Giants at San Francisco, 8 p.m.

## WEEK 13

## SUNDAY, DEC. 3

Cincinnati at Cleveland, noon  
 Green Bay at Tampa Bay, noon  
 Houston at Pittsburgh, noon  
 Indianapolis at New England, noon  
 Los Angeles Rams at Dallas, noon  
 Miami at Kansas City, noon  
 New Orleans at Detroit, noon  
 Philadelphia at New York Giants, noon  
 San Francisco at Atlanta, noon  
 Washington at Phoenix, 3 p.m.  
 New York Jets at San Diego, 3 p.m.  
 Denver at Los Angeles Raiders, 3 p.m.  
 Chicago at Minnesota, 7 p.m.

## MONDAY, DEC. 4

Buffalo at Seattle, 8 p.m.

## WEEK 14

## SUNDAY, DEC. 10

Atlanta at Minnesota, noon  
 Dallas at Philadelphia, noon  
 Detroit at Chicago, noon  
 Kansas City at Green Bay, noon  
 New Orleans at Buffalo, noon  
 Pittsburgh at New York Jets, noon  
 San Diego at Washington, noon  
 Seattle at Cincinnati, noon  
 Tampa Bay at Houston, noon  
 Cleveland at Indianapolis, 3 p.m.  
 New York Giants at Denver, 3 p.m.  
 Phoenix at Los Angeles Raiders, 3 p.m.  
 New England at Miami, 7 p.m.

## MONDAY, DEC. 11

San Francisco at Los Angeles Rams, 8 p.m.

## WEEK 15

## SATURDAY, DEC. 16

Dallas at New York Giants, 11:30 a.m.  
 Denver at Phoenix, 3 p.m.

## SUNDAY, DEC. 17

Green Bay at Chicago, noon  
 Houston at Cincinnati, noon  
 Miami at Indianapolis, noon  
 Minnesota at Cleveland, noon  
 New England at Pittsburgh, noon  
 San Diego at Kansas City, noon  
 Tampa Bay at Detroit, noon  
 Washington at Atlanta, 3 p.m.  
 New York Jets at Los Angeles Rams, 3 p.m.  
 Buffalo at San Francisco, 3 p.m.  
 Los Angeles Raiders at Seattle, 7 p.m.

## MONDAY, DEC. 18

Philadelphia at New Orleans, 8 p.m.

## WEEK 16

## SATURDAY, DEC. 23

Buffalo at New York Jets, 11:30 a.m.  
 Washington at Seattle, 3 p.m.  
 Cleveland at Houston, 7 p.m.

## SUNDAY, DEC. 24

Detroit at Atlanta, noon  
 Green Bay at Dallas, noon  
 Indianapolis at New Orleans, noon  
 Kansas City at Miami, noon  
 Los Angeles Raiders at New York Giants, noon  
 Los Angeles Rams at New England, noon  
 Phoenix at Philadelphia, noon  
 Pittsburgh at Tampa Bay, noon  
 Chicago at San Francisco, 3 p.m.  
 Denver at San Diego, 3 p.m.

## MONDAY, DEC. 25

Cincinnati at Minnesota, 8 p.m.

\* all times are central

BEARS  
IN '88

Overall	12-4
Home	7-1
Road	5-3
Grass	10-2
Artificial	2-2
Outdoors	10-3
Indoor	2-1
vs. NFC	9-3
vs. AFC	3-1
vs. NFC Cent	6-2

# MEDIA INFORMATION

**CREDENTIAL REQUESTS:** News media representatives who have not been issued season press credentials should request single game credentials in advance by writing to or calling Bryan Harlan, Director of Public Relations, Halas Hall, 250 N. Washington Road, Lake Forest, IL 60045. (312) 295-6600. Credentials will be left at the WILL CALL window located near Gate "O" on the south end of the stadium. Will Call opens three hours before kickoff. Space is extremely limited in the Soldier Field Press Box. No guests are permitted and credentials are limited to working press only.

**PHOTOGRAPHERS:** Sideline credentials for field photographers are issued by the Bears Public Relations Department. Space limitations make it impossible to accredit free lance photographers who are not on specific assignment by a recognized sports or news publication. Sideline credentials must be reserved five days in advance of the game and can be picked up at Gate "O".

**PARKING:** Media parking is limited at Soldier Field. Applications must be made in writing on newspaper, magazine, radio station, or television station letterhead to Bryan Harlan.

**TELEPHONES:** The Bears cooperate with the Pro Football Writers Association telephone co-op system for copy transmission. Media outlets not participating in the PFWA system should make their own arrangements for dedicated phone service. To order phones in the Soldier Field Press Box call: Vito Sanchez at Illinois Bell (312) 750-2033. For instruments, contact John Windebank at AT&T (312) 326-0886.

**DRIVING DIRECTIONS TO SOLDIER FIELD FROM O'HARE AIRPORT:** Take Kennedy Expressway to Congress Street. Exit East to Columbus Drive. Go right (south) on Columbus until it feeds into Lake Shore Drive South. Soldier Field will be on left. Entrance to parking is at south end of field (Waldron Drive).

**DRIVING DIRECTIONS FROM SOLDIER FIELD TO O'HARE AIRPORT:** Take Lake Shore Drive South to I-55 (on right). Take I-55 to I-90/94 Exit North to Wisconsin. Follow I-90 and O'Hare signs to airport.

**DIRECTIONS OUT OF PRESS BOX AFTER GAME:** Take press box elevator to first level concourse inside stadium. Follow inside concourse to south end of stadium, to gate "O" and exit. All taxi cabs are instructed to pick up at gate "O".

**POST-GAME TRANSPORTATION:** Please advise Bears' PR personnel as soon as possible should you require transportation following the game.

## BEAR PR PERSONNEL TELEPHONE NUMBERS

**Bear Office:** (312) 295-6600, ext. 219-221

**Bear Press Box:** (312) 461-9066

**Bryan Harlan:** (312) 975-8082 (Home)

**Bear Hotline:** (312) 295-6729

**Fans Hotline:** (312) 736-BEAR

## CHICAGO BEARS ROAD HEADQUARTERS — 1989

Miami	Fort Lauderdale Marriott Hotel & Marina	(305) 463-4000
Los Angeles Raiders	Stouffer Concourse	(213) 216-5858
Detroit	Northfield Hilton	(313) 879-2100
Tampa Bay	Radisson Bay Harbor Inn	(813) 889-8900
Cleveland	Bond Court	(216) 771-7600
Green Bay	Appleton Paper Valley	(414) 733-8000
Pittsburgh	Westin William Penn	(412) 281-7100
Washington	Crystal City Marriott	(703) 521-5500
Minnesota	Minneapolis Hilton	(612) 331-1900
San Francisco	Westin Airport	(415) 872-8105

# 1989 SCHEDULE

## PRE-SEASON

DATE	OPPONENT	TIME	NETWORK
Mon. Aug. 14	Miami Dolphins	7:00 p.m.	abc
Sat. Aug. 19	<b>SAN DIEGO CHARGERS</b>	6:00 p.m.	WLS-TV
Sun. Aug. 27	<b>KANSAS CITY CHIEFS</b>	7:00 p.m.	ESPN
Sat. Sept. 2	Los Angeles Raiders	3:00 p.m.	WLS-TV

## REGULAR SEASON

DATE	OPPONENT	TIME	NETWORK
Sun., Sept. 10	<b>CINCINNATI</b>	12:00 p.m.	NBC
Sun., Sept. 17	<b>MINNESOTA</b>	3:00 p.m.	⊙
Sun., Sept. 24	@ Detroit	12:00 p.m.	⊙
Mon., Oct. 2	<b>PHILADELPHIA</b>	8:00 p.m.	abc
Sun., Oct. 8	@ Tampa Bay	12:00 p.m.	⊙
Sun., Oct. 15	<b>HOUSTON</b>	12:00 p.m.	NBC
Mon., Oct. 23	@ Cleveland	8:00 p.m.	abc
Sun., Oct. 29	<b>L.A. RAMS</b>	12:00 p.m.	⊙
Sun., Nov. 5	@ Green Bay	12:00 p.m.	⊙
Sun., Nov. 12	@ Pittsburgh	12:00 p.m.	⊙
Sun., Nov. 19	<b>TAMPA BAY</b>	12:00 p.m.	⊙
Sun., Nov. 26	@ Washington	3:00 p.m.	⊙
Sun., Dec. 3	@ Minnesota	7:00 p.m.	ESPN
Sun., Dec. 10	<b>DETROIT</b>	12:00 p.m.	⊙
Sun., Dec. 17	<b>GREEN BAY</b>	12:00 p.m.	⊙
Sun., Dec. 24	@ San Francisco	3:00 p.m.	⊙

All times are Chicago.


## IMPORTANT DATES IN 1989-90

July 27	Rookies and Veterans Report to Training Camp — Platteville, WI
August 5	Intrasquad Game in Platteville; 2 p.m.
August 14	Pre-Season Opener at Miami Dolphins
August 29	Roster Cut to 60
September 4	Roster Cut to 47
September 5	Clubs Establish Developmental Squad
September 10	Regular Season Opener vs. Bengals at Soldier Field (noon)
October 17	Trade Deadline (4:00 p.m.)
October 24-25	NFL Fall Meeting, Cleveland
December 24	Regular Season closes
December 31	Wild Card Games
January 6-7	Divisional Playoff Games
January 14	Conference Championships
January 28	Super Bowl XXIV (New Orleans)
February 4	Pro Bowl (Honolulu, Hawaii)

Frito-Lay and the  
Chicago Bears  
team up for a  
better Chicago.

Frito-Lay, Inc., maker of quality snacks,  
is donating \$100 to Childrens  
Memorial Hospital for every point  
scored by the Chicago Bears  
during regular and post-season  
games.

*Challenge*  
for Children



DORITOS, FRITO-LAY'S, RUFFLES, O'GRADY'S, TOSTITOS, CHEE-TOS and FRITOS are registered trademarks of Frito-Lay, Inc. © 1985.