


CHICAGO BEARS




1993 MEDIA GUIDE



Lite BEER

An Official Sponsor of the NFL™
and Super Bowl™ XXVIII



Miller Brewing Co., Milwaukee, WI





More publications available at:

www.retroseasons.com/library/

PRE-SEASON

| | | | |
|--------------|-------|------------------------|---------|
| Sun. Aug. 8 | BEARS | at Philadelphia Eagles | 7:00 PM |
| Sat. Aug. 14 | BEARS | Phoenix Cardinals | 7:00 PM |
| Mon. Aug. 23 | BEARS | at New Orleans Saints | 7:00 PM |
| Fri. Aug. 27 | BEARS | Dallas Cowboys | 8:00 PM |

REGULAR SEASON

| | | | | |
|---------------|------------------|-------------------------|----------|---|
| Sun. Sept. 5 | BEARS | New York Giants | 3:00 PM | ✓ |
| Sun. Sept. 12 | BEARS | at Minnesota Vikings | Noon | |
| Sun. Sept. 19 | *** Off Week *** | | | |
| Sun. Sept. 26 | BEARS | Tampa Bay Buccaneers | Noon | ✓ |
| Sun. Oct. 3 | BEARS | Atlanta Falcons | Noon | ✓ |
| Sun. Oct. 10 | BEARS | at Philadelphia Eagles | Noon | |
| Sun. Oct. 17 | *** Off Week *** | | | |
| Mon. Oct. 25 | BEARS | Minnesota Vikings | 8:00 PM | |
| Sun. Oct. 31 | BEARS | at Green Bay Packers | Noon | |
| Sun. Nov. 7 | BEARS | Los Angeles Raiders | 3:00 PM | ✓ |
| Sun. Nov. 14 | BEARS | at San Diego Chargers | 7:00 PM | |
| Sun. Nov. 21 | BEARS | at Kansas City Chiefs | Noon | |
| Thur. Nov. 25 | BEARS | at Detroit Lions | 11:30 AM | |
| Sun. Dec. 5 | BEARS | Green Bay Packers | Noon | ✓ |
| Sun. Dec. 12 | BEARS | at Tampa Bay Buccaneers | Noon | |
| Sat. Dec. 18 | BEARS | Denver Broncos | 11:30 AM | |
| Sun. Dec. 26 | BEARS | Detroit Lions | Noon | ✓ |
| Sun. Jan. 2 | BEARS | at Los Angeles Rams | 3:00 PM | |

Chicago time; home games in blue

1993 GIVEAWAYS

| Date | Item | Quantity |
|-------------|--------------------------|----------|
| August 27 | Coors Calendar | 45,000 |
| September 5 | Toyota Magnetic Schedule | 60,000 |
| October 3 | Coca-Cola Cup | 60,000 |
| October 25 | Sun-Times Pom Pons | 60,000 |
| November 7 | Kodak Team Poster | 50,000 |
| December 26 | Pro Set Trading Cards | 60,000 |

INDEX

| | | | |
|--|----------------|--|------------|
| 100-yard Receiving Days..... | 182-183 | Media Information..... | 230 |
| 100-yard Rushing Days..... | 180-181 | Milestones Within Reach..... | 16 |
| 300-yard Passing Days..... | 184 | <i>Monday Night Football Games</i> | 220 |
| 1992 Final Standings..... | 123 | Next Year's Opponents..... | 208 |
| 1992 Final Statistics..... | 124 | NFL Dates..... | 226 |
| 1992 Game Summaries..... | 126-133 | NFL Phone Numbers..... | 226 |
| 1992 Records Set..... | 134 | NFL Schedule..... | 228-229 |
| 1993 Draft..... | 113; 190 | Opening Day Success..... | 179 |
| 1994 Opponent..... | 208 | Opponents Individual Records..... | 150 |
| All-time Assistant Coaches..... | 20-21; 192-193 | Overtime Games..... | 219 |
| All-time Results..... | 203-209 | Payton, Walter..... | 173 |
| All-time Roster..... | 192-201 | Piccolo Award..... | 110 |
| Annual Leaders..... | 174-179 | Points..... | 93 |
| Assistant Coaches Bios..... | 20-25 | Post-season Records..... | 139 |
| Attendance..... | 171 | Pre-season Results..... | 202 |
| Birthdays during the Season..... | 219 | Pre-season Schedule..... | 227 |
| Blown Leads..... | 201 | Pre-season Television..... | 225 |
| Bubble..... | 223 | Pro Bowlers..... | 218-219 |
| Career Coaching Records..... | 163 | Promotional Giveaways..... | 1 |
| Career Games and Starts..... | 73 | Pronunciation Guide..... | 121 |
| Career Records..... | 163-166 | Quarterback Ratings..... | 184 |
| Career Statistics of Active Bears..... | 122 | Radio..... | 224 |
| <i>Chicago Bears Insider</i> | 225 | Rankings..... | 170 |
| <i>Chicago Bears Weekly</i> | 225 | Retired Numbers..... | 187 |
| College Teammates..... | 103 | Rookie Opening Day Starts..... | 95 |
| Come-from-behind Wins..... | 200 | Rookie Roster..... | 121 |
| Consecutive Games and Starts..... | 72 | Rookie Season Records..... | 138 |
| Dates in 1993-94..... | 226 | Roster Breakdown..... | 118 |
| Directory..... | 3 | Roster, All-time..... | 192-201 |
| Domed Stadium Records..... | 109 | Roster, Rookie..... | 121 |
| Draftee Bios..... | 106-113 | Roster, Veteran..... | 120 |
| Drafts (1981-93)..... | 190-191 | Schedule, Bears 1993..... | 1 |
| Fight Song..... | 27 | Schedule, NFL 1993..... | 228-229 |
| First-round Picks..... | 189 | Schedule, NFL 1993 Pre-season..... | 227 |
| Forty Rushes vs. Forty Passes..... | 67 | Shutouts..... | 88 |
| Free Agent Bios..... | 114-118 | Soldier Field..... | 221 |
| Halas Hall..... | 223 | Special Teams Tackles..... | 53 |
| Halas, George..... | 172 | Staff Bios..... | 9-14 |
| Halas, George, Jr..... | 173 | Staff Ties..... | 61 |
| Hall of Famers..... | 185-188 | Super Bowl XX Players..... | 43 |
| Historical Highlights..... | 167-170 | Team Records, Defense..... | 157-162 |
| Home Records..... | 171 | Team Records, Offense..... | 152-156 |
| How the Bears were Built..... | 26 | Team-by-Team Results..... | 210-216 |
| Individual Records..... | 140-149 | Team-by-Team Summary..... | 216-217 |
| Last Time..... | 136 | Thanksgiving Day Games..... | 162 |
| Last Time by the Numbers..... | 137 | <i>The Dave Wannstedt Show</i> | 225 |
| Longest Plays at Soldier Field..... | 151 | Ticket Artists..... | 119 |
| Man of the Year Nominees..... | 45 | Ticket Office..... | 223 |
| Management Bios..... | 6-8 | Training Camp..... | 222 |
| Margin of Victory and Defeat..... | 149 | Veteran Bios..... | 27-105 |
| McBubble..... | 223 | Veteran Roster..... | 120 |
| McCaskey, Ed..... | 4 | Wannstedt, Dave..... | 18-19 |
| McCaskey, Michael..... | 5 | What to Look For in 1993..... | back cover |

CLUB DIRECTORY

HEADQUARTERS

Halas Hall
250 N. Washington Road
Lake Forest, IL 60045
Phone: 708-295-6600

TICKET OFFICE

950 N. Western
Suite One
Lake Forest, IL 60045
Phone: 708-615-BEAR (2327)

SOLDIER FIELD

425 E. McFetridge
Chicago, IL 60605

MANAGEMENT

Chairman of the BoardEd McCaskey
President/CEOMichael McCaskey
Vice President of Operations.....Ted Phillips
Vice PresidentTim McCaskey
Director of AdministrationTim LeFevour
Dir. Community Involvement.....Pat McCaskey
Player Liaison/Operation Asst.Brian McCaskey
Dir. Information Systems.....Greg Gershuny
Dir. Research & Quality ControlGeorge Chryst
Skybox ManagerCaroline Guip
Controller.....Scott Worthem

MARKETING

Dir. Marketing/CommunicationsKen Valdiserri
Assistant DirectorRob Lefko
Secretary.....Denise Goff

PUBLIC RELATIONS

Director of Public RelationsBryan Harlan
Assistant Director.....John Bostrom
Assistant.....Doug Green
Secretary.....Anne Appel

TICKETS

Ticket ManagerGeorge McCaskey
Assistant Ticket ManagerBetty Swanson
Ticket ClerksAmy Baranko
Mary Albright

OFFICE STAFF

Asst. to the President.....Eileen Nash
Operations SecretarySherie Geisler
Accounting Assistant.....Joan Zmrhal
Accounting Assistant.....Kendra Maher
Purchasing Agent.....Max Swiatek
Computer Assistant.....Colette Guip
Receptionist.....Louise Johnson

COACHING STAFF

Head CoachDave Wannstedt
Offensive Coordinator / QBs.....Ron Turner
Defensive Coordinator / DBsBob Slowik
Offensive LineTony Wise
Running BacksJoe Pendry
Wide Receivers.....Ivan Fears
Tight EndsMike Shula
Defensive LineClarence Brooks
Linebackers.....Dave McGinnis
Defensive AssistantCarlos Mainord
Special TeamsDanny Abramowicz
SecretaryBarb Allen

PLAYER PERSONNEL

Director of College Scouting.....Rod Graves
Regional ScoutCharlie Mackey
Regional Scout.....Jeff Shiver
Regional Scout.....Bobby Riggie
BLESTO ScoutGary Smith
Pro ScoutMike McCartney
SecretaryChris Ridge

FOOTBALL STAFF

Head TrainerFred Caito
Assistant TrainerTim Bream
Strength CoordinatorClyde Emrich
Physical Development CoordinatorRuss Riederer
Consulting PhysicianMichael Schafer
Internist.....Jay Munsell
Director of Video ServicesMitch Friedman
Assistant Video Director.....Dean Pope
Equipment ManagerGary Haeger
Assistant Equipment Manager.....Tony Medlin

BUILDING AND GROUNDS

Superintendent-Halas HallR.L. McMurrin
Stadium AssistantBryan Pett
Groundskeeper.....Ken Mrock
Assistant GroundskeeperJohn Berta



edward w. McCASKEY

Chairman of the Board

Edward McCaskey, one of the NFL's most popular and patriarchal figures, is the senior member of the Bears' management.

Named the second Chairman of the board in the club's 73-year history on November 11, 1983, McCaskey succeeded team founder, George S. Halas. Prior to his current position McCaskey served 17 years as the team's Vice President and Treasurer.

McCaskey has been an executive with the Bears since 1967. His responsibilities include spearheading the club's civic activities and representing the team at the annual owners' meetings, Super Bowl and Pro Bowl.

An entertaining speaker along with his warm and outgoing personality have made McCaskey a natural for community involvement programs. He served on the board of trustees of Rosary College and as a trustee for the Piccolo Children's Fund, the Illinois Chapter of the National Hemophilia Foundation, the Chicago Association for Retarded Citizens, and the Charlie Conacher Research Fund at the Toronto General Hospital. He was also a member of the board of directors for the Michigan Avenue National Bank, NFL Films, and the Central States Institute of Addiction before he stepped down from those duties in 1987.

McCaskey's numerous charitable and civic contributions on behalf of the Chicago Bears and the McCaskey family have been well documented. Ed served as the guiding force behind the Brian Piccolo Fund since its inception in 1970 and was chairman of the Piccolo committee until 1987. The Brian Piccolo Fund was transferred recently to Rush Presbyterian in Chicago after the fund donated more than \$2 million to Sloan Kettering Cancer Center in New York. With this money, embryonal cell carcinoma, which was virtually 100 percent fatal when it took Piccolo's life in 1970, now has a 95 percent cure rate. McCaskey was a close friend of Piccolo and worked with Screen Gems in production of the popular movie "Brian's Song". He also was the liaison between the NFL owners and the Piccolo Golf Tournament.

McCaskey was in the music publishing business in New York and was associated with the late Jimmy Dorsey following a stint with the U.S. Army in WW II. McCaskey served with the 80th infantry in France—enlisting as a private and leaving with a Captain's rank. He was duly honored in the spring of 1988 when he received a Bronze Star Medal and Combat Infantry Badge acknowledging his satisfactory performance of duty while an infantry officer in active ground combat.

Before joining the Bears, McCaskey was a merchandising manager for the National Retail Tea and Coffee Association; Executive Vice President of Merchandise Services, Inc. and an account executive for E.F. McDonald Co.

Born April 27, 1919, in Philadelphia, McCaskey sang with dance bands for three years before enrolling at the University of Pennsylvania in 1940. While at Penn he was elected class president and also continued a singing career. McCaskey played offensive tackle at Lancaster Catholic High in Pennsylvania.

McCaskey and his wife, Virginia, recently celebrated their 50th wedding anniversary. They have 11 children and 18 grandchildren.



michael b. McCASKEY

President and Chief Executive Officer

As President and Chief Executive Officer of the Chicago Bears, Michael McCaskey focuses on the challenge of returning the Bears to the Super Bowl. McCaskey is building for the remainder of the 1990s and beyond with a new coaching staff and a plan to succeed in the quickly changing framework of professional football.

"Free agency and the salary cap have added new dimensions to building competitive football teams and the smart, aggressive teams will prosper,"

says McCaskey.

McCaskey's blue print for remaining competitive in the coming years took shape after the 1992 season when he lured 40-year old Dallas Cowboys' Defensive Coordinator Dave Wannstedt — the league's most highly sought after head coaching prospect — as the Bears' new field leader. McCaskey quickly adapted to the new CBA and its subsequent effect on free agency. He expanded the personnel department and promoted Rod Graves to Director of College Scouting. Ted Phillips, the club's contract negotiator since 1987, inherited more duties which included overseeing the front office and monitoring the salary cap.

"Teams that hold onto the past too long, that are slow to change, and don't find new opportunities, will be left behind," says McCaskey. "I want the Bears to be one of the leaders, right at the cutting edge of change. It is important to find the most robust and most powerful ideas and as an organization execute those ideas."

McCaskey's first decade was highlighted by seven playoff appearances, three trips to the NFC title game and a Super Bowl victory. Since being named the club's top executive on November 11, 1983, McCaskey has established himself as one of the most successful leaders in professional sports. Under his guidance, the Bears have won 66% of their games, ranking them second in the NFL since 1984. Chicago emerged as one of the most entertaining and visible champions in sports history in 1985 by posting an 18-1 record capped by a 46-10 victory over New England in Super Bowl XX. McCaskey received the highest honor bestowed on a football executive following the '85 season when his peers voted him the *The Sporting News* NFL Executive of the Year.

McCaskey's impressive educational and business background have been invaluable in an era when NFL owners need to battle financial burdens with shrewd resourcefulness. He earned a PhD in business and spent ten years as a business professor and consultant. The NFL has also utilized his strong business acumen, appointing McCaskey to the league's Long Range Planning Committee in 1985 and Finance Committee in 1989. The recommendations and input from those two committees are vital to the league's continued success and fiscal well being.

McCaskey met the family call ten years ago with mixed emotions. Torn between returning to his hometown to run the family business or remain in Boston to continue operating his young but prospering consulting firm, McCaskey met his family's wishes and assumed the enormous task of becoming the chief executive officer of a NFL franchise. His two predecessors in the club presidency were McCaskey's grandfather, George Halas, the founder of professional football and the Chicago Bears and Michael's uncle, the late George S. Halas, Jr.

McCaskey was indoctrinated to pro football as a youngster. He spent summers in rural Indiana working at the Bears training camp and fall weekends at Wrigley Field watching his grandfather coach the team. McCaskey's interest in the game flourished as he enjoyed a playing career at Notre Dame High School in Niles and at Yale University, where he was a two-year letterman at wide receiver.

Following graduation in 1965, McCaskey spent two years with the Peace Corps teaching in Ethiopia — an association which led to his appointment in 1991 to the Peace Corps National Advisory Council. He then earned a doctorate in business at Case Western Reserve University before teaching at UCLA and the Harvard Business School. He started a consulting company with his wife, Nancy, and authored a book, *The Executive Challenge: Managing Change and Ambiguity* before joining the Bears.

Born December 11, 1943, Michael and Nancy have two children: John Piersol (6/5/84) and Kathryn Cahill (5/11/89).



ted PHILLIPS

Vice President of Operations / CFO

Ted Phillips' role expanded during the off-season when he was promoted to Vice President of Operations by club President Michael McCaskey. Phillips now oversees all departments within the organization, other than coaching and player personnel, while also serving as the club's chief financial officer.

Phillips assumed his new duties on March 24, 1993, after serving as Director of Finance since 1987. His primary duty continues to be negotiating all player contracts and serving as the Bears' in-house expert on the recently completed collective bargaining agreement with the players association. The Bears have not had a player hold out into the regular season since Phillips assumed negotiating duties in 1987. Meanwhile, the last four first-round draft choices (Mark Carrier, Stan Thomas, Alonzo Spellman, Curtis Conway) signed soon after being selected.

In addition to player contracts and CBA, Phillips also serves as the club's chief financial officer and oversees the accounting staff. He added the training, video, and equipment departments to his jurisdiction on January 19, 1989, following the retirement of Bear administrator Bill McGrane.

Phillips joined the Bears staff on September 28, 1983, as the club's controller, a position he held for four years. He assisted in preparing and constructing player contracts for two years (1985-86) prior to becoming a full-time negotiator.

Before joining the Bears, Phillips was employed as an auditor and tax accountant with the international accounting firm of Ernst & Whinney (now Ernst & Young), from 1979-83. He graduated from the University of Notre Dame in 1979 with a degree in business and accounting. He earned his masters in business administration from Northwestern University in 1989.

Born June 27, 1957, in Oneida, New York, Phillips grew up in Nashua, New Hampshire. He is married (Katie).



tim McCaskey

Vice President

An officer of the Bears since 1989, Timothy McCaskey joined the club in a full-time capacity March 24, 1993, when he was named Vice President.

McCaskey's primary duty with the club will be spearheading efforts to find a new stadium. Club President Michael McCaskey has cited finding a new home for the Bears "one of the organization's top priorities" and thus called upon his younger brother to pursue the project on a full-time basis.

Tim has been affiliated with the club part-time for the past four years. He joins the Bears after serving as Director of Taxes for IMC Fertilizer, Inc. He spent 18 years with that company and its predecessor, International Minerals & Chemical Corporation.

A 1967 graduate of the University of Notre Dame, McCaskey spent seven years with Ernst & Ernst (now Ernst & Young). McCaskey has four children (Kevin, Brian, Scott, and Laura).



rod GRAVES

Director of College Scouting

After spending the last nine years scouting college talent in the east and southeast regions, Rod Graves was promoted during the off-season to Director of College Scouting. In this newly created position, Graves will coordinate the work of the Bears' regional scouts while personally scouting the top players throughout the country. Graves will work closely with Michael McCaskey and Dave Wannstedt in preparations for the annual collegiate draft.

Graves, 34, joined the Bears in 1984 from the Philadelphia Stars of the USFL where he spent 1982 as a regional scout and 1983 as Assistant Director of Player Personnel. He joined the Bears as a regional scout before being elevated to Assistant Director of Player Personnel on June 14, 1989.

A native of Houston and a graduate of Texas Tech, Graves moved to the Chicago area this summer after being based in Atlanta. He is married (Alesia).



tim LeFEVOUR

Director of Administration

Tim LeFevour begins his 13th season with the Bears and his fifth as the club's director of administration.

In his current role, LeFevour oversees stadium affairs and is the club's liaison with the Chicago Park District. He is also responsible for working with the skybox operation, ticket office, information systems, equipment and video departments as well as the club's facilities (Halas Hall and McBubble), mini-camp and training camp operations. He is also a contact with the NFL office on administrative matters. LeFevour

directed the McBubble project—the Bears' indoor practice facility in Waukegan—which was constructed in 1990 and renovated this past spring. He also coordinated the club's new office space and Ticket office relocation to Lake Forest this spring.

LeFevour joined the Bears as Skybox Manager in 1981 and was promoted to Stadium Operations Manager on February 22, 1984. In the latter role he was involved in the installation of 56 skyboxes and natural grass at Soldier Field. He was named Director of Administration on January 19, 1989.

Before joining the Bears, LeFevour worked for the Chicago Park District as a writer in the Public Information Office (1979-81) and was an assistant director at WGN-TV (1979).

LeFevour earned a BA degree in political science from Loras (Iowa) College in 1978. He is currently involved in several charitable and civic functions and is on the Board of Directors of the Brian Piccolo Golf Tournament and Red Cloud.

Born June 25, 1956, in Chicago, LeFevour and his wife, Judy, have four children (Megan, Matthew, Katie, Amy).



patrick McCASKEY

Director of Community Involvement

As director of community involvement for the Chicago Bears, Patrick McCaskey is a resource person for Bears Learning Corps, Cabrini-Green Legal Aid Clinic, Fellowship of Christian Athletes, Community Youth Creative Learning Experience, First Colonial Bankshares Foundation, Illinois Special Olympics, Lake Forest/Bears Golf Day, Lake County Special Education, Lawndale Community Church, Marryville Chuckwagon Day, Michigan Avenue National Bank, Notre Dame High School Alumni Dinner Auction (chairman), Brian Piccolo Cancer Research Fund, and Saint Joseph Hospital.

He also manages the Bears road trips and alumni parties and home game anthem singers and halftime shows.

His column, "Religion, Family and Sports," is published in the northwest suburban Journal newspapers and in the Bears home game programs. When he has speaking engagements for the Bears, he performs his stories and poems. He is a masters competitor for the Jim Spivey Running Club.

McCaskey and his wife, Gretchen, have three sons, Edward, Thomas, and James.



ken VALDISERRI

Director of Marketing / Communications

Ken Valdiserri was named Director of Marketing and Communications on January 19, 1989, after serving the club as Director of Public Relations from 1984-88.

Valdiserri engineers the club's marketing, promotional, and merchandising efforts and develops corporate sponsorship. He also oversees the production and sales of Bears' pre-season games, Bears Weekly TV show (WMAQ), Dave Wannstedt Radio Show and Chicago Bears' Insider radio show (WGN). He assists club President Michael

McCaskey in radio-television contracts and programming.

In 1991, the Bears became the second NFL team to bring the production of their pre-season games "in-house". The previous year, the organization unveiled its 30-minute television show, *Chicago Bears Weekly* and produced a quarterly newsletter for sponsors and season ticket holders.

Before joining the Bears on March 4, 1984, Valdiserri was Assistant Public Relations Director for the Chicago White Sox (1981-83) and an administrative assistant in the Baseball Commissioner's Office in New York (1980).

Valdiserri is on the board of the Mike Ditka Foundation, Baseball Cancer Charities, Indiana Sports Charities Committee and the Broadcast Advertising Committee.

A graduate of the University of Notre Dame, Valdiserri spent three years working in the Irish sports information office while earning a degree in communication arts in 1980.

Born February 18, 1958, in South Bend, Valdiserri and his wife, Annika, reside in Chicago.

STAFF



John BOSTROM



Tim BREAM



Fred CAITO



George CHRYST

JOHN BOSTROM — Assistant Director of Public Relations

7th season with Bears...Named to current post on January 19, 1989...Handles player appearances, GameDay magazine, and assists with media relations...PR assistant in 1987-1988...Interned with club during 1985 and 1986 seasons...Graduated in May 1987, from Lake Forest College, site of Bears' year round operations...Earned degree in business...Single...Born 2/9/65 in Park Ridge, IL...Resides in Prospect Heights.

TIM BREAM — Assistant Trainer

1st season with Bears...Joined club after working as collegiate trainer the past 10 years...Member of athletic training staffs at Syracuse (1984-86), Vanderbilt (1986-88) and University of Richmond (1988-92)...Worked on medical staff of 1992 Winter Olympics...Spent one summer (1981) as Detroit Lions intern...Graduate of Penn State, master degree from West Virginia University...Name pronounced BRAME...Married (Lisa)...Daughter (Rebecca)...Born 1/3/61 in Gettysburg, PA.

FRED CAITO — Head Trainer

27th season with Bears...Named head trainer in 1973, at age 26...Received bachelors degree from St. Joseph's College, (Rensselaer, IN) in 1969...Completed masters degree at Northwestern University in 1972...Inducted into St. Joseph's Sports Hall of Fame in April, 1991...Member of the American College of Sportsmedicine, National Athletic Trainers Association, International Narcotic Enforcement Officers Association, National Strength and Conditioning Association and National Football League Athletic Society...Married (Priscilla)...Three children (Shelly, Tony, Stefanie)...Born 7/7/47 in Tiffin, Ohio...Resides in Chicago.

GEORGE CHRYST — Director of Research and Quality Control

3rd season with Bears...Works with the coaching staff in the areas of film breakdown, game analysis, and self scouting...Coached at the University of Wyoming and ran the computer/video game analysis system...Began coaching at UW-Platteville (1987) before joining the Wisconsin staff for one season (1988)...Coached wide receivers/running backs for the WLAF's Orlando Thunder (1991)...Became Thunder's long snapper for 1992 playoffs...Graduated in 1984 from Princeton...Married (Shelley)...Born 6/25/62 in Madison...Resides in Chicago.

STAFF



clyde EMRICH



mitch FRIEDMAN



greg GERSHUNY



doug GREEN

CLYDE EMRICH — Strength Coordinator

22nd season with Bears...Responsible for year-round strength program...Has also served as summer training camp director since 1984 when club moved camp to Platteville, WI...Outstanding career as weightlifter included 14 Central AAU championships...Five time US champion, US Olympic Squad member, Pan American champion...Member of Weightlifting Hall of Fame...Broke two world records in 1957: first man under 200 pounds to lift 400 and 409 pounds in clean jerk...Two sons...Resides in Vernon Hills, IL.

MITCH FRIEDMAN — Director of Video/Photographic Services

18th season with Bears...Served in same capacity with Houston Oilers in 1973-74...Grew up in business with father (Bob) a longtime film director of Dallas Cowboys and brother (Max) who worked for Los Angeles Raiders in similar role...Has worked on special projects for NFL Films and NCAA Films on part-time basis...Sought after as consultant for college programs...Owner of Forest One Hour Foto in Lake Forest...Two children (Eric, Stacey)...Born 1/25/48 in Clarksdale, Mississippi...Resides in Lake Forest, IL.

GREG GERSHUNY — Director of Information Systems

10th season with Bears...Installed the organization's computer system upon his arrival which has expanded every year...Previously started a systems consulting partnership in Chicago (1983-84)...Served as management services consultant with Arthur Young and Company (1981-83)...Graduate of Indiana University's Graduate School of Business...Married (Evelyn)...Daughter (Lauren)...Born 12/30/52 in Chicago...Resides in Evanston.

DOUG GREEN — Public Relations Assistant

5th season with Bears...Joined club as intern for 1989 season...Graduated from Washington University in St. Louis (1989)...Worked 1987 & '88 for St. Louis Football Cardinals in public relations...Spent 1988-89 interning for Baseball Cardinals...Compiled minor league stats in 1988 for *The Sporting News* and contributed to *TSN's 1989 Baseball Register*...Handled mail order while working in San Francisco Giants' retail store (1983-84)...Resides in Lake Forest.

STAFF



caroline GUIP



gary HAEGER



bryan HARLAN



charlie MACKEY

CAROLINE GUIP — Skybox Manager

6th season with Bears...Joined club in May 1988 as Skybox Marketing Assistant...Promoted to current position in March, 1989...Responsibilities include management, marketing and operations of Skybox program and non-game day use of Skybox area...Serves on the conference committee for the Association of Luxury Suite Directors...Graduate of Lake Forest College...Single...Born 10/26/65 in Merrillville, Indiana...Resides in Chicago.

GARY HAEGER — Equipment Manager

10th season with Bears...Youngest NFL equipment manager at age 31...Initiated Bears/Salvation Army coat drive in 1990 that has collected over 26,000 jackets for the Chicago needy...Assistant equipment manager (1984-86)...Basketball manager for Northern Illinois University (1982) and DePaul (1983)...Member of Athletic Equipment Managers Association...Involved in several local youth groups including serving as athletic director for St. Colette School...Married (Sandy)...Four children (Joshua, Valerie, Amanda, Emily)...Born 1/31/62 in Des Plaines, IL.

BRYAN HARLAN — Director of Public Relations

10th season with Bears...Named to current position January 19, 1989, after serving five years as Assistant PR Director....Graduated from University of Iowa with degree in journalism and mass communications in May, 1984...Worked in Hawkeye sports information office (1980-84)...Summer intern in Green Bay Packers public relations department (1980-82)...Sports director/news reporter at KRNA-radio in Iowa City (1983-84)...Single...Born 4/25/62 in Milwaukee...Resides in Chicago.

CHARLIE MACKEY — Regional Scout

5th season with Bears...Coverage area includes all states west of Nebraska...Covered upper midwest and Rockies in first two seasons with Bears...Regional scout for Dallas Cowboys (1971-88) prior to joining Bears...Worked for BLESTO combine for five years (1966-70)...Coached linebackers and receivers for five years at University of Missouri...Married (Diane)...One son (Jon)...Born 10/17/34 in Mescalero, New Mexico...Resides in Salt Lake City, Utah.

STAFF



brian McCASKEY



george McCASKEY



mike McCARTNEY



tony MEDLIN

BRIAN McCASKEY — Player Liaison and Operations Assistant

12th season with Bears...Assumed new role in off-season following 11 years as assistant trainer...Player liaison duties include family assistance, financial education, degree completion and post-career internships...Also assists Ted Phillips in several administrative functions...Served as head student trainer while earning both an athletic training and teaching degree from North Park College (1978-82)...President and founder of McCaskey Sportsmedicine Clinic in Mount Prospect...Frequent speaker on sportsmedicine and training...Serves on boards of several charities including the Johnny Genna Foundation...Married (Barb)...Born 3/8/60 in Chicago.

GEORGE McCASKEY — Ticket Manager

3rd season with Bears...Named for club founder, George Halas...Has held several part-time jobs with team since age 14...Graduate of Arizona State University, where he played on football "scout" team...Also earned law degree from ASU...Passed Illinois bar exam in same class with former Bears kicker, and now circuit judge, Bob Thomas...Married (Barb)...One son (Conor)...Born 3/29/56 in Chicago...Resides in Sycamore, IL.

MIKE McCARTNEY — Pro Scout

2nd season with Bears...Spent last season computerizing the personnel department and assisting with advance scouting...Worked two seasons at North Carolina as quarterbacks coach while earning a masters degree in sports administration...Received undergraduate degree at Colorado where he also worked as an assistant recruiting director and coached quarterbacks (1989)...Single...Born 9/8/64 in Joplin, Missouri...Resides in Prospect Heights.

TONY MEDLIN — Assistant Equipment Manager

7th season with Bears...Served as athletic equipment manager at North Carolina Central University from 1982-86 while earning B.S. degree in therapeutic recreation...Head Athletic Equipment Manager at NCCU (1982-87)...Actively involved in numerous charitable endeavors including "Say No to Drugs" campaign and American Cancer Society...Works closely with Special Olympics...Organizes community girls basketball camp...Brother (Ron) is assistant trainer for Cleveland Browns...Single...Born 2/10/60 in Fayetteville, NC...Resides in Vernon Hills.

STAFF



ken MROCK



dean POPE



russ RIEDERER



bobby RIGGLE

KEN MROCK — Groundskeeper

6th season with Bears...Served as a consultant during 1986 and 1987 seasons...Handles Bears practice field and McBubble facility maintenance...Superintendent of Golf Courses for Chicago Park District for five years (1983-87)...Spent 17 years with Park District...Serves on board of directors for Sports Turf Managers Association...Married (Debbie)...Three children (Jennifer, Tim, Kristina)...Born 3/18/51 in Chicago...Resides in Gurnee.

DEAN POPE — Assistant Director of Video Services

8th season with Bears...Responsible for video taping practices and games, editing tape for coaches' and players' use, and setting up video viewing stations on road trips...Served as an intern in 1986 helping with transition from film to video...Native of Livingston, Wisconsin...Graduate of University of Wisconsin-Platteville with a degree in Communications...Single...Born 1/27/64 in Platteville, WI...Resides in Mettawa, IL.

RUSS RIEDERER — Physical Development Coordinator

3rd year with Bears...Certified strength and conditioning specialist...Joined club on January 3, after one year as Strength and Conditioning coach for Green Bay Packers...Four year strength coach at Purdue (1987-90)...Kansas State's assistant strength coach/linebacker coach (1978-79) and head strength coach (1980-86)...Physical education degree from Kansas State in 1980 where he played linebacker...Married (Mary Anne)...Two daughters (Morgan and Anne)...Born 8/5/57...Resides in Lake Forest.

BOBBY RIGGLE — Regional Scout

1st season with Bears...Joined team on January 1 when Rod Graves was promoted to Director of College Scouting...Responsible for east/southeast region...Drafted by Falcons and played five years in Atlanta as defensive back (1966-71)...Worked 16 seasons for Atlanta (1971-86) before joining the Packers for five seasons (1987-91)...Graduated from Penn State...Married (Karen)...Two daughters (Cynthia and Lori)...Born 2/5/44 in Washington, PA...Resides in Pittsburgh.



jeff SHIVER



gary SMITH



max SWIATEK



scott WORTHEM

JEFF SHIVER — Regional Scout

7th season with Bears...Appointed to regional scout prior to 1991 season and is responsible for midwest region...Served as BLESTO scout for Bears in 1987-88...Bears area scout and BLESTO combine scout in 1989...Also has scouting experience in Canadian Football League...Graduated from Livingston University (AL)...College coach at Purdue and University of Mississippi...Married (Laura)...One daughter (Brittany), son (John)...Born 9/7/56 in Atmore, Alabama...Resides in West Lafayette, Indiana.

GARY SMITH — BLESTO Scout

3rd season with Bears...Joined club on April 27, 1991, to cover midwest region as Bears representative for BLESTO...Administrative assistant and recruiting coordinator and assistant coach at Indiana University since 1985...Head coach and athletic director at Illinois' Crete-Monee High School before joining Hoosiers staff...Also had coaching stints at Reavis High, Lyons Township, Virden High, College of DuPage, and Southern Illinois...Played at SIU from 1965-69...Native of Virden, IL...Single...Resides in LaGrange, Illinois.

MAX SWIATEK — Purchasing Agent

60th season with Bears...Dean of front office staff who has held several positions since joining team in 1934...Hired by club founder George Halas who spotted him doing odd jobs at Wrigley Field...Besides serving as staff assistant to Halas he has been equipment manager, trainer, and traveling secretary...One son (Jim) and three grandchildren (Dr. Jennifer, Melissa, and Matthew)...Resides in Chicago.

SCOTT WORTHEM — Controller

1st season with Bears...Oversees the accounting staff...Worked at Ernst and Young public accounting firm in the audit department as a senior accountant (1988-92)...Graduated from Illinois State with a bachelor's degree in accounting...Married (Beth)...Born 2/3/66 in Arlington Heights...Resides in Elk Grove Village.

STAFF



barb ALLEN
Coaching



amy BARANKO
Tickets



John BERTA
Groundskeeping



sherrie GEISLER
Accounting



denise GOFF
Marketing



colette GUIP
Computers



louise JOHNSON
Receptionist



rob LEFKO
Marketing



kendra MAHER
Accounting



r.I. McMURRIN
Superintendent



eileen NASH
Administration



bryan PETT
Stadium Assistant



chris RIDGE
Personnel




betty SWANSON
Tickets



joan ZMRHAL
Accounting

MILESTONES WITHIN REACH

| | |
|------------------|--|
| Neal Anderson | 3rushing TDs for second most in Bear history 46receptions for third most in Bear history 74attempts for second most in Bear history 138yards second most in Bear history 187attempts for 1,500 480rushing yards for 6,000 |
| Mark Bortz | 7games played for 150 |
| Kevin Butler | 13field goal attempts for 250 87points for 900 |
| Mark Carrier | 4starts for 50 |
| Wendell Davis | 5receptions for 200 65receptions fifth most in Bear history 132yards for 3,000 783yards to become fifth in Bear history |
| Richard Dent | 24tackles for 600 |
| Maurice Douglass | 16games played for 100 |
| Chris Gardocki | 21punts for 100 |
| Shaun Gayle | 18tackles for 500 |
| Mark Green | 4rushing yards for 500 87receiving yards for 300 |
| Jim Harbaugh | 82completions for most in Bear history 168rushing yards for 1,500 177completions for 1000 311attempts for most in Bear history 435passing yards for 10,000 |
| Craig Heyward | 68attempts for 500 187rushing yards for 2,000 |
| Darren Lewis | 78rushing yards for 500 |
| John Mangum | 9tackles for 100 |
| Steve McMichael | 12consecutive games for most consecutive games played 16games for most games by a Bear 59tackles for 800 |
| Jim Morrissey | 70tackles for 500 |
| William Perry | 52tackles for 500 |
| John Roper | 27tackles for 300 |
| Lemuel Stinson | 4interceptions for 20 |
| Tom Waddle | 187yards for 1,500 |
| Donnell Woolford | 3tackles for 300 5interceptions for 20 |



On January 19, 1993, Bears President Michael McCaskey hired Dave Wannstedt as the 11th head coach in franchise history.



dave WANNSTEDT

Head Coach

Dave Wannstedt, who guided the NFL's best and youngest defense with the Super Bowl champion Dallas Cowboys last year, was named the Bears 11th head coach in franchise history on January 19, 1993.

Club President Michael McCaskey hired Wannstedt — regarded as the most sought after head coaching prospect — 12 days prior to the Cowboys Super Bowl victory. Since taking over as the Cowboys' defensive coordinator, the team went from a 1-15 team in 1989 to a 16-3 club last season. The season was capped by a 52-17 victory over the Bills in Super Bowl XXVII in which the defense forced nine turnovers. Wannstedt's defense was the youngest in the league and ranked first in the NFL this year allowing an average of just 245.8 yards. The Cowboys did not have a defensive player named to the Pro Bowl.

"I'm very excited about the opportunity and challenge that lies ahead," says Wannstedt. "The great tradition of football in Chicago and the pride involved in being a part of the Chicago Bears organization made this a very attractive job. I will work extremely hard to make this a very competitive team and hopefully a Super Bowl champion."

Wannstedt was named *The National's* NFL Assistant of the Year in 1990 as his club led the league against the pass and was 18th against the run. In 1991, the Cowboys improved to ninth against the run and this past season they were tops in the NFL allowing just 77.8 yards rushing per game. Wannstedt's success made him a finalist for the Pittsburgh Steelers head job last season, and Jimmy Johnson gave Wannstedt the additional position of Assistant Head Coach in January, 1992.

Wannstedt began his coaching career in Pittsburgh in 1975 and held positions at Oklahoma State (1979-82) and USC (1983-85) before becoming defensive coordinator at the University of Miami (1986-88). At Miami, his defense held opponents to 2.2 yards-per-carry and 10.9 points-per-game while averaging 48 sacks a season. Under Wannstedt's coaching, 11 defensive players were drafted by the NFL, five in the first two rounds. As a collegiate assistant, Wannstedt's teams had a 106-44-4 record, including a 6-3 mark in Bowl games. Combined with a 4-1 mark in NFL playoff games, his overall post-season record is 10-4.

A Pittsburgh native, David Raymond Wannstedt was born on May 21, 1952, and graduated from Baldwin High. He attended the University of Pittsburgh, earning a degree in physical education, and played offensive tackle (1970-73). Wannstedt captained the team his senior year which featured freshman running back Tony Dorsett. Wannstedt was selected by the Green Bay Packers in the 15th round of the 1974 draft but spent the season on Injured Reserve with a foot injury.

Dave and his wife Jan have two daughters — Keri (16) and Jami (12).

WANNSTEDT

| Year | Team | Coaching Position | Regular Season | Playoffs |
|------|----------------------|--------------------------------|----------------|---|
| 1975 | Pittsburgh Panthers | assistant | 7-4-0 | 1-0 Won Sun Bowl, 35-19 (Kansas) |
| 1976 | Pittsburgh Panthers | assistant | 11-0-0 | 1-0 *Won Sugar Bowl, 27-3 (Georgia) |
| 1977 | Pittsburgh Panthers | assistant | 8-2-1 | 1-0 Won Gator Bowl, 34-3 (Clemson) |
| 1978 | Pittsburgh Panthers | assistant | 8-3-0 | 0-1 Lost Tangerine Bowl, 30-17 (NC State) |
| 1979 | Oklahoma St. Cowboys | def. line | 7-4-0 | |
| 1980 | Oklahoma St. Cowboys | def. line | 4-7-0 | |
| 1981 | Oklahoma St. Cowboys | def. cord | 7-4-0 | 0-1 Lost Independence Bowl, 24-14 (Texas A&M) |
| 1982 | Oklahoma St. Cowboys | def. cord | 4-5-2 | |
| 1983 | USC Trojans | def. line | 4-6-1 | |
| 1984 | USC Trojans | def. line | 8-3-0 | 1-0 Won Rose Bowl, 20-17 (Ohio State) |
| 1985 | USC Trojans | def. line | 6-5-0 | 0-1 Lost Aloha Bowl, 24-3 (Alabama) |
| 1986 | Miami Hurricanes | def. cord | 11-0-0 | 0-1 Lost Fiesta Bowl, 14-10 (Penn St) |
| 1987 | Miami Hurricanes | def. cord | 11-0-0 | 1-0 *Won Orange Bowl, 20-14 (Oklahoma) |
| 1988 | Miami Hurricanes | def. cord | 10-1-0 | 1-0 Won Orange Bowl, 23-3 (Nebraska) |
| 1989 | Dallas Cowboys | def. cord | 1-15-0 | |
| 1990 | Dallas Cowboys | def. cord | 7-9-0 | |
| 1991 | Dallas Cowboys | def. cord | 11-5-0 | 1-1 Lost Second Round, 38-6 (Detroit) |
| 1992 | Dallas Cowboys | asst. head coach/ def. cord | 13-3-0 | 3-0 Won Super Bowl XXVII, 52-17 (Buffalo) |

* NCAA Champions

| | |
|---|-----------------|
| College regular season total (14 seasons) | 106-44-4 |
| Bowl record | 6-3-0 |
| NFL regular season total (four seasons) | 32-32-0 |
| NFL playoff total | 4-1-0 |
| 18 season career total (.649) | 148-80-4 |

Career highlights:

- May 21, 1952.....Born in Pittsburgh, Pennsylvania.
- 1970-73.....Offensive tackle at University of Pittsburgh.
- 1974.....15th round selection by Green Bay Packers. Spent entire season on IR.
- 1975.....Begins coaching career at University of Pittsburgh.
- 1977.....Pitt is undefeated (12-0) in winning the NCAA championship.
- 1979-82.....Joins Jimmy Johnson's Oklahoma State staff.
- 1983-85.....Works at USC.
- 1986-88.....Rejoins Johnson as defensive coordinator at University of Miami.
- January 1, 1988.....Hurricanes are undefeated (12-0) in winning the NCAA championship.
- 1989-92.....Dallas Cowboys defensive coordinator.
- January, 1992.....Named Assistant Head Coach/Defensive Coordinator by Jimmy Johnson.
- January 19, 1993.....Named 11th head coach in Bear history.
- January 31, 1993.....Leads defense to nine turnovers as Cowboys rout Bills, 52-17, in Super Bowl XXVII.

ASSISTANT COACHES



ron TURNER

Offensive Coordinator / QBs

Ron Turner, the Bears new offensive coordinator, brings a reputation as one of the brightest young offensive minds in football in addition to being an excellent playcaller. Turner will also be responsible for coaching the quarterbacks.

Turner, 39, is coming off his rookie season as head coach for San Jose State. The Spartans finished the 1992 season with a 7-4 mark, second in the Big West. They rolled up 180.0 yards rushing and 221.2 passing while averaging 30.0 points which ranked 15th in the nation.

A sixteen year veteran of college coaching, Turner is taking his first position with a professional team. He earned the SJSU top job after coordinating the Stanford offense for three seasons under Dennis Green where he helped develop Tommy Vardell and Glyn Milburn.

As a player, Turner was a second-team wideout JUCO all-American at Diablo Valley before transferring to Pacific. He led UOP in receiving in 1975 and 1976, totaling 40 catches for 666 yards and three TDs. The following season he spent with Pacific as a graduate assistant before landing an assistant's position at Arizona. In 1981, Turner joined Dennis Green at Northwestern where he coached Sandy Schwab to a pair of NCAA single game records (45 completions, 71 pass attempts) and several freshman marks.

Turner became the quarterbacks coach at Pittsburgh in 1983 before taking a similar post at USC in 1985. As part of Ted Tollner's 1985 staff, Turner worked with Wannstedt who was a defensive assistant. In 1986, Turner's duties expanded to include receivers and offensive coordinator where he worked with 1988 Heisman runner-up, Rodney Peete (Lions) as well as Sean Salisbury (Vikings). In 1987 when Larry Smith took over the Trojan program, Turner was the lone assistant retained, being put in charge of the receivers. The following season, he joined Texas A&M as receivers coach. His teams have been to six bowl games.

Turner's brother Norv is the offensive coordinator for the Super Bowl Champion Dallas Cowboys. Ron was born December 5, 1953. He and his wife Wendy have four children: sons Morgan (8) and Cameron (6) and daughters Callan (2), and Madison Amy (1).

ALL-TIME ASSISTANT COACHES

| Name | Seasons | Years | | | |
|-------------------|---------|----------------|-----------------|----|----------------|
| Abramowicz, Danny | 1 | 1992 | Driscoll, Paddy | 20 | 1941-55; 58-62 |
| Allen, George | 8 | 1958-65 | Ecklund, Brad | 3 | 1975-77 |
| Anderson, Hunk | 8 | 1940-42; 46-50 | Fichtner, Ross | 3 | 1975-77 |
| Austin, Bill | 1 | 1971 | Fortunato, Joe | 2 | 1967-68 |
| Bratkowski, Zeke | 3 | 1972-74 | Frei, Jerry | 3 | 1978-80 |
| Brumbaugh, Carl | 3 | 1938; 40; 44 | George, Bill | 1 | 1972 |
| Callahan, Ray | 3 | 1975-77 | Gerhart, Doug | 1 | 1979 |
| Carr, Jim | 3 | 1969; 73-74 | Gibron, Abe | 7 | 1965-71 |
| Cherundolo, Chuck | 6 | 1966-68; 72-74 | Gillman, Sid | 1 | 1977 |
| Cody, Ed | 6 | 1965-70 | Goldston, Ralph | 1 | 1974 |
| Conner, George | 2 | 1956-57 | Grange, Red | 8 | 1933-40 |
| DeCorrevont, Bill | 1 | 1949 | Handler, Phil | 17 | 1952-68 |
| Dimancheff, Babe | 3 | 1966-68 | Haupt, Dale | 8 | 1978-85 |
| Dooley, Jim | 14 | 1963-67; 81-89 | Hilton, John | 3 | 1975-77 |
| Dovell, Whitey | 3 | 1972-74 | Hughes, Ed | 7 | 1982-88 |
| | | | Jagade, Chick | 1 | 1956 |

ASSISTANT COACHES



bob SLOWIK Defensive Coordinator / DBs

One of two assistants lured from Dallas by Dave Wannstedt, Bob Slowik will be the Bears defensive coordinator and work with the defensive backs. Slowik joined the Cowboys staff last season where he was a defensive assistant. Slowik's primary responsibility at Dallas was the nickel defense which proved to be one of the league's best - allowing team's an NFL-low 27.2% on third down conversions. Last year Dallas' defense was best in yards allowed (249.5/game), rushing yards allowed (77.8/game), first downs (241), rushing first downs (68), third down conversions (50), and third down defense (27.2%), and was second in the league in average gain per play.

Prior to joining the Dallas, Slowik coached outside linebackers at East Carolina from 1984-91 helping the Pirates to their highest national ranking (ninth) and best record (11-1) in school history. Following a Peach Bowl victory over NC State on Jan. 1, 1992, Slowik was named defensive coordinator; soon thereafter he joined the Cowboys.

Slowik was a two year starting cornerback at the University of Delaware where he helped the Fightin' Blue Hens to a 16-6 record his final two seasons. Delaware reached the quarterfinals of the NCAA Division 1-AA playoffs his senior season. Slowik received both his undergraduate and master's degree in physical education from Delaware.

His coaching career started as a grad assistant for Delaware (1977) before working at Florida as a part-time defensive assistant (1978-81). Slowik became the secondary coach at Drake in 1982 before joining the Rutgers staff in 1984 in the same capacity.

Slowik was born in Pittsburgh (May 16, 1954) and attended Baldwin High along with Coach Wannstedt. His brother, Joe, played football at Penn State in 1974. Bob and his wife, Carol, have four children: Ryan, Andrea, Bobby, and Steven.

| | | | | | |
|------------------|----|--------------------------|-------------------------|----|---------|
| Johnsos, Luke | 30 | 1935-39; 41-42; 46-68 | Ringo, Jim | 3 | 1969-71 |
| Kazor, Steve | 11 | 1982-92 | Roland, Johnny | 11 | 1982-92 |
| Kuhlmann, Hank | 5 | 1978-82 | Ronzani, Gene | 3 | 1947-49 |
| Landry, Greg | 7 | 1986-92 | Ryan, Buddy | 8 | 1978-85 |
| LaRue, Jim | 12 | 1978-89 | Scovil, Doug | 1 | 1978 |
| Levra, John | 7 | 1986-92 | Shaughnessy, Clark | 12 | 1951-62 |
| Lord, Bob | 1 | 1974 | Shaw, Bob | 3 | 1969-71 |
| Luckman, Sid | 16 | 1954; 56-70 | Shinnick, Don | 2 | 1970-71 |
| Marchibroda, Ted | 1 | 1981 | Stanfel, Dick | 12 | 1981-92 |
| Mather, Chuck | 8 | 1958-65 | Stoltz, Jerry | 4 | 1973-76 |
| McGinnis, David | 7 | 1986-92 | Stydahar, Joe | 2 | 1963-64 |
| Meyer, Ken | 3 | 1978-80 | Tobin, Vince | 7 | 1986-92 |
| Moss, Perry | 4 | 1970-73 | Turner, Clyde "Bulldog" | 5 | 1952-56 |
| O'Connor, Fred | 3 | 1975-77 | Walquist, Laurie | 2 | 1933-34 |
| Plumb, Ted | 6 | 1980-85 | Wilson, George | 2 | 1947-48 |
| Rapp, Vic | 4 | 1989-92 | Yaralian, Zaven | 3 | 1990-92 |

ASSISTANT COACHES



tony WISE

Offensive Line

Tony Wise, who was in charge of the offensive line at Dallas, is one of two members of the World Champion's staff to join Wannstedt in Chicago.

Over the past three seasons Wise's unit has provided protection for all-pro quarterback Troy Aikman while opening holes last year's top NFL rusher, Emmitt Smith. The Dallas line contributed a pair of players to the Pro Bowl in guard Nate Newton and center Mark Stepnoski. None of the Cowboys' starters on the offensive line was higher than a

3rd round pick. The Cowboys led the NFL in rushing last season and were second in fewest sacks allowed. Wise came to Dallas in 1989 where he immediately endured a 1-15 season. There was a bright side as his line allowed just 30 sacks, tying the Cowboys record which was set in the 14-game season of 1974.

Wise was with Jimmy Johnson for four seasons in Miami where the Hurricanes had their two best offensive seasons ever in 1985 (461.5 avg) and 1988 (452.5 avg). In the 1988 Orange Bowl, the Hurricanes started three linemen at new positions but still defeated Oklahoma, 20-14.

Wise began his career at Albany State in 1973 coaching the outside linebackers. He served one-year stints at Bridgeport, Central Connecticut State, and Washington State before joining the Pittsburgh staff in 1977 where he first met Wannstedt. Two seasons later he was at Oklahoma State for a five-year stint before spending a year with Syracuse in 1984.

Anthony Charles Wise was born in Albany, NY on December 28, 1951, and graduated from Shaker High in Latham, NY. He lettered in football, lacrosse, and hockey at Ithaca College. He is single.



ivan FEARS

Wide Receivers

Ivan Fears joined the Bears staff in the off-season after spending the last two years as the receivers coach of the New England Patriots. He spent the previous 11 seasons as receivers coach at Syracuse (1980-1990) under Dick McPherson. Eight of the Orangemen's top 10 single season reception and yardage leaders were coached by Fears including current pros Rob Moore, Scott Schwedes, and Tommy Kane. Two of Fears' coaching mates at Syracuse were current Bears' assistants Tony Wise and Clarence Brooks.

A three-year letterman at William and Mary (1973-75), Fears career as a running back was cut short by three knee operations. He began his coaching career as a graduate assistant for his alma mater in 1976, coached the wide receivers in 1977, and handled the quarterbacks for two years (1978-79) before joining the Orangemen.

The 37-year old Fears is a native of Suffolk, Virginia. He starred at John Yates High and was twice named the school's Outstanding Player of the Year. He also earned all-state honors as a senior.

Born November 15, 1954 in Portsmouth, VA, Ivan and his wife Beverly have two sons (Joshua and Aaron) and one daughter (Kimberly).

ASSISTANT COACHES



Joe PENDRY

Running Backs

Joe Pendry, a 24-year coaching veteran who spent the last four years as the Chiefs' offensive coordinator, will be in charge of the Bears running backs. In 1991, the Chiefs set a club record with 322 first downs and ranked third in the AFC and fifth in the NFL averaging 332.6 net yards. It was the best for a Kansas City club since NFL and AFL merged in 1970.

Prior to joining the Chiefs, Pendry worked four seasons under Marty Schottenheimer at Cleveland. After three seasons as the Browns running back coach, he was named their offensive coordinator in 1988.

Pendry's first pro experience came with the USFL's Philadelphia Stars as the offensive coordinator during the '83 championship season. The following year he was named head coach of the Pittsburgh Maulers before the league folded in 1984.

As a tight end at West Virginia, Pendry suffered a spinal injury during his sophomore season which ended his playing career, allowing him to become student/coach for his final two years. He was appointed a graduate assistant in 1969 and given the freshman head coaching duties the following season. From 1971-74 he coached the Mountaineers receivers and offensive line.

In 1975, Pendry became offensive coordinator at Kansas State before returning to West Virginia in the same capacity in 1976. After two seasons he moved to Pittsburgh where he handled the quarterbacks (1978) and offensive line (1979). Pendry then spent two seasons as the Michigan State offensive coordinator before joining the Stars.

Born August 5, 1947 in Welch, West Virginia, Joe and his wife Sandi have a son (Joe, 23) and daughter (Jill, 21).



Mike SHULA

Tight Ends

Mike Shula was the final addition to Dave Wannstedt's new staff and will be responsible for coaching the Bears tight ends. Shula has spent the last two seasons with the Miami Dolphins as both a coaching assistant and assistant to Director of Player Personnel Tom Heckert in pro scouting.

The 28-year-old Shula joined the Dolphins after spending three seasons working for the Tampa Bay Buccaneers under his college coach, Ray Perkins. He started as an offensive assistant/quarterback coach in 1988 and 1989 and worked solely with the QBs in 1990.

Shula was an all-SEC quarterback at Alabama (1983-86), leading the Crimson Tide to a pair of bowl wins and becoming just the second player in school history to pass for over 2,000 yards in one season (2,009 in 1985). He graduated with a bachelor's degree in labor relations and was a 12th round selection by Tampa Bay in 1986. He was waived in the final cutdown, and rejoined the team later in the season following the players strike but did not play.

Born in Baltimore on June 3, 1965, Mike is the third Shula coaching in the NFL. Father Don has been a head coach for 30 years and nears George Halas' all-time victory record while brother David completed his rookie season in charge of the Bengals. He is single.

ASSISTANT COACHES



clarence BROOKS

Defensive Line

Clarence Brooks, a 16-year coaching veteran at the collegiate level, was named the Bears defensive line coach on February 5. He spent the previous three seasons in the same capacity at the University of Arizona. Last year the 'Cats allowed opponents just 1.9 yards per rush and recorded 40 sacks.

Prior to joining the Arizona staff, Brooks spent nine seasons at Syracuse (1981-89): the first six in charge of outside linebackers and the final three with the defensive line. He became familiar with Dave

Wannstedt in 1989 when he was the Cowboys minority fellowship coach during training camp.

A native of New Bedford, Mass., Brooks earned several honors as an offensive guard at Massachusetts. He was the team captain in his senior season, leading the team to a victory in the Boardwalk Bowl. After graduating from Massachusetts in 1973 with a bachelor's degree in sociology, Brooks was a coach and teacher in the New Bedford school system. He got into coaching full time when Dick McPherson hired Brooks in 1976 as the defensive ends coach at Massachusetts.

Born in New York on May 20, 1951, Clarence L. Brooks and his wife Justa Gomes have two children: Jason (15) and Adrienne (12).



david McGINNIS

Linebackers

David McGinnis has coached Bears linebackers for the past seven seasons, joining the staff following the 1985 Super Bowl season. McGinnis was part of a defensive staff that led the NFL in fewest points allowed in 1986 (record low 187) and 1988 and ranked first or second in total defense in 1986, 1987, and 1988. McGinnis' has coached Pro Bowl players at all three linebacker spots, Otis Wilson and Wilber Marshall on the outside and middle linebacker Mike Singletary - who made the Pro Bowl every season under McGinnis.

Prior to joining the Bears, McGinnis spent 13 years coaching at the major college level. His first assignment was as freshman coach at his alma mater, Texas Christian, in 1973-74. In 1975, he moved to Missouri to coach the linebackers and secondary. McGinnis joined the Indiana State staff in 1978 as secondary coach and was responsible for recruiting the Chicago area. He returned to TCU in 1982 for a season as defensive backfield coach before joining the Kansas State staff as defensive end and linebacker coach from 1983-85.

McGinnis was a two-year starter as a defensive back at TCU from 1970-72, earning academic all-SWC honors both seasons. His five interceptions as a junior tied Lyle Blackwood for most in the Southwest Conference.

Born on August 7, 1951, McGinnis grew up in Texas and attended Snyder High School. He is married (Kim).

ASSISTANT COACHES



carlos MAINORD

Defensive Assistant

Carlos Mainord, a 26-year coaching veteran, was named to the Bears staff as the defensive assistant on February 9, 1993. Mainord spent the past six years as assistant head coach/defensive coordinator for Texas Tech. He just completed his third stint with the Red Raiders, having totaled 10 years at the school. In 1986, Mainord worked as the secondary coach for the national champion Miami Hurricanes (with Wannstedt) after spending the three previous seasons in the same capacity at Texas Tech.

An all-district linebacker at Greenville (TX) High School, Mainord starred at Navarro Junior College before garnering all-America honors at McMurry College in 1965. Upon graduation he coached the linebackers at McMurry for two years before making his first appearance at Texas Tech as linebackers coach (1968). The following season he took the defensive coordinator position at Ranger Junior College rising to the head job in 1972. He capped his six seasons with 7-2-1 and 9-1 marks, including a Top 10 ranking, before taking a position as assistant head coach and defensive coordinator with Rice in 1978. He returned to Texas Tech in 1983 as the Red Riders led the NCAA in pass defense and finished second in 1984.

Born in Greenville, TX on August 26, 1944, Mainord is married (Judy) and has four sons: (Matt, Mark, Tommy, and Cody) and one daughter (Carrie).



danny ABRAMOWICZ

Special Teams

One of the most prolific receivers in NFL history, Danny Abramowicz joined the Bears staff as special teams coach on January 9, 1992. Abramowicz left private business in 1989 to become the head coach at Jesuit High School in New Orleans where he compiled a 20-14 record before joining the Bears.

Abramowicz graduated from Xavier University in Cincinnati in 1967 with a degree in education. He was a 17th round draft choice by the New Orleans Saints that year and played seven seasons with the Saints before concluding his career at San Francisco (1973-74). In 1969, Abramowicz led the NFL with 73 catches and was named all-pro and the Saints' MVP. He is second in Saints' history in catches (309), yards (4,875), and TDs (35), trailing Eric Martin who passed him in 1990. Abramowicz completed his pro career with 371 receptions for 5,704 yards and 39 TDs. In his final two seasons at San Francisco, Abramowicz became an outstanding special teams coverage player.

Abramowicz has been inducted into the Xavier and Saints' Halls of Fame, the National Polish Hall of Fame in Louisiana, and was named to the Saints Silver Anniversary Team in 1991. Following his football career, Abramowicz was a salesman in the oil field industry and also spent five seasons on the Saints Radio Network as an analyst.

Born July 13, 1945 in Steubenville, Ohio, Dan and his wife, Claudia, have three children: Danny, Andrew, and Stephanie.

HOW THE BEARS WERE BUILT

| YEAR | DRAFT | FREE AGENTS/WAIVERS | TRADE |
|---------------|---------------------|----------------------------|--------------|
| 1993 | 1. Curtis Conway | Joe Cain (Sea) | |
| | 2. Carl Simpson | Craig Heyward (NO) | |
| | 3. Chris Gedney | Anthony Blaylock (SD) | |
| | 4. Todd Perry | Vernice Smith (Phx) | |
| | 4. Myron Baker | Tim Paulk (Ind) | |
| | 4. Albert Fontenot | Terry Obee (Sea) | |
| | 6. Dave Hoffmann | Reggie Cooper (Dal) | |
| | 7. Keshon Johnson | Frank Kmet (Clev) | |
| 1992 | 1. Alonzo Spellman | Richard Fain (Phx) | |
| | 2. Troy Auzenne | Bob Christian | |
| | 3. Jeremy Lincoln | Jim Schwantz | |
| | 4. Will Furrer | Kelly Blackwell | |
| | 9. Mirko Jurkovic | Jay Leeuwenburg (KC) | |
| 10. Louis Age | | | |
| 1991 | 1. Stan Thomas | James Williams | |
| | 2. Chris Zorich | Keith Jennings (Dal) | |
| | 3. Chris Gardocki | Eric Wright | |
| | 5. Anthony Morgan | | |
| | 6. Darren Lewis | | |
| 1990 | 1. Mark Carrier | | |
| | 2. Ron Cox | | |
| | 3. Tim Ryan | | |
| | 3. Peter Tom Willis | | |
| | 6. John Mangum | | |
| | | | |
| 1989 | 1. Trace Armstrong | Tom Waddle | |
| | 1. Donnell Woolford | | |
| | 2. John Roper | | |
| | 3. Jerry Fontenot | | |
| | 4. Markus Paul | | |
| 5. Mark Green | | | |
| 1988 | 1. Wendell Davis | | |
| | 2. Dante Jones | | |
| | 6. Lemuel Stinson | | |
| 1987 | 1. Jim Harbaugh | John Wojciechowski | |
| 1986 | 1. Neal Anderson | | |
| | 8. Maurice Douglass | | |
| | 11. Glen Kozlowski | | |
| 1985 | 1. William Perry | | |
| | 4. Kevin Butler | | |
| | 11. Jim Morrissey | | |
| 1984 | 10. Shaun Gayle | | |
| 1983 | 4. Tom Thayer | | |
| | 8. Richard Dent | | |
| | 8. Mark Bortz | | |
| 1982 | None | | |
| 1981 | 1. Keith Van Horne | Steve McMichael (NE) | |



79

Louis AGE

Tackle
 Second Year
 SW Louisiana
 6'7", 350 lbs.
 Feb. 1, 1970
 D11-92

PRO CAREER: Subbed in six games, did not play in two, spent eight weeks on practice squad.

1992 SEASON: Made initial 47-man roster...Saw first action in Week three as sub...Waived 10/15 and signed to practice squad two days later...Re-activated (12/11) and played at both tackle and guard in final three games...Drafted in 11th round (304th overall). **Games played-started:** 6-0

COLLEGIATE, PERSONAL: Started 15 games in three seasons for Cajuns...Says Bill Tobin: "He made tremendous improvement from his junior to senior year. We think he has outstanding potential. He has good feet and balance and potential that you can't overlook."...Started all 11 games as senior...Had top grade of offensive linemen against Arkansas and Auburn...Two starts as junior, but played in all 11 games...Opened two games for offensive unit which tallied school-record 4,264 yards...Missed entire freshman season due to Proposition 48...Standout offensive lineman at St. Augustine High (New Orleans, LA), which ranked 16th nationally by *USA Today* his senior year...Father, Louis, was a two-year letterman for Cajuns in '70-71...Criminal Justice major...Given name Louis Theodore Age, III...Single.

Age's Pro Stats

Games-Starts: 16-16 — 1992 (6-0)

CHICAGO BEARS FIGHT SONG

The Chicago Bears fight song, *Bear Down, Chicago Bears*, was introduced in 1941. Though Jerry Downs is listed as the composer, it a pseudonym for Al Hoffman, who also wrote the words and music for the song *If I Knew You Were Coming, I'd Have Baked a Cake*.

Hoffman's words for the Bears' fight song:

*Bear down, Chicago Bears, make every play clear the way to victory;
 Bear down, Chicago Bears, put up a fight with a might so fearlessly.
 We'll never forget the way you thrilled the nation with your T-formation.
 Bear down, Chicago Bears, and let them know why you're wearing the crown.
 You're the pride and joy of Illinois, Chicago Bears, bear down.*

ANDERSON



35

Running Back
Eighth Year
Florida
5'11", 215 lbs.
Aug. 14, 1964
D1-86

Neal ANDERSON

PRO CAREER: Second in club history with 67 career touchdowns (Payton has 125)...Third on Bears' all-time rushing list with 5,520 yards (218 yards behind Rick Casares)...His 47 rushing TDs trail Payton (110) and Casares (49)...Third in club history with 1,313 carries (73 behind Casares)...Fourth with 271 receptions, sixth with 402 points, and 15th with 2,603 receiving yards...Bears are 9-4 in his 100-yard outings...Last 100-yard game was in the playoffs vs. NO (1/6/91), 34 games ago...His 13 100-yard games trail Payton (77) and Sayers (20) and tie him with Casares...Has scored a rushing and receiving TD in the same game nine times...Voted to Pro Bowl after '88, '89, '90 and '91.

1992 SEASON: Led Bears in rushing yards (582), rushes (156), rushing TDs (5), and receiving TDs (6)...Scored a rushing and receiving TD in three games (9/6, 11/15, 12/13)...Earned game ball vs. Atl (9/27) rushing for 74 yards and two TDs (including season-long 49-yarder) while catching six passes for 80 yards...Grabbed six passes following week at Minnesota and also rushed season-high 16 times. **Games played-started:** 16-11

PREVIOUS SEASONS: 1991 — Voted to fourth consecutive Pro Bowl...Pulled left hamstring vs Wash (10/6) which hampered him remainder of season...Did not have 100-yard rushing game...Fell 253 yards shy of fourth straight 1,000-yard season...Game ball vs. NYJ (9/23) rushing for 76 yards on 19 carries and gaining 20 yards on four catches, including game winner as time expired in regulation...Second game ball in best rushing performance at Min (11/11): 20 for 91 and two TDs including 24-yarder; however he did not catch a pass, snapping streak at 31 games, fourth longest in club history...Season-long 42-yard run was game-winning score vs NYG (9/15)...Second career pass was incomplete to Thornton at Det (11/28)...Carried 13 times for 34 yards and caught three passes for five yards in playoff game vs. Dal (12/29) **1990** — Gained 1,078 yards, third consecutive 1,000-yard season...Surpassed 100-total yards (rushing and receiving) in 11 games (Bears went 9-2)...Second on club with 42 receptions including five over 30 yards...Season-high 141 yards at GB (10/7)...Bruised ribs at GB; did not start vs. Raid (9/30)...Career-high 28 carries and 111 yards in game ball performance at Den (11/18)...Called play and caught subsequent game-winning 50-yard touchdown pass from Harbaugh, in OT victory over Lions (12/2)...Rushed for 100-yards in rematch at Det (12/16), but broke rb and did not suit up for TB (12/23) following week...Tied Bears post-season record with 27 rushing attempts and had his first 100-yard post-season game vs. NO (1/6/91)...Fourth highest rushing output in Chicago post-season history (102 yards)...Completed first pass of career, 22-yards to Ron Morris, against Saints. **1989** — First-team all-NFL by UPI...Rushed for 1,275 yards becoming second Bear to break 1,000 yards in consecutive seasons (Payton)...Honored as NFC Offensive Player of the Month for September gaining 359 yards and four TDs in three games...Ranked second in NFC rushing, fourth in NFL...15 TDs (11 rush, four rec) were third best in league and third highest season total in Bear history...Led Bears in receiving with 50 catches for 434 yards—just eighth player in club history with 50 receptions in a season...Career-high nine receptions vs. Det (12/10)...First non-kicker since Payton in '79 to lead the Bears in scoring (90 points)...Career-high 146 yards on 21 carries vs Cin (9/10); 116 on 16 at Det (9/24); 100 on 15 vs. TB (11/19); 119 on 12 vs. GB (12/17)...Two three-TD games: vs. Min (9/17); two

rush, one rec) and at TB (10/8; three rushing)...Accumulated 209 total yards (119 rush, 90 rec) vs. GB (12/17)...Accounted for 55.7% of Bears' rushing and 31.8% of total yards...TD runs of 53 and 59 yards...73-yarder (no TD) was longest rush in NFC...Nine games with 100+ all-purpose yards...Surgery on right index finger (1/8/90) and was forced to miss Pro Bowl. **1988** — Gained 1,106 yards to become fifth player in Bear history to rush for 1,000 in season; first (other than Payton) since Gale Sayers in 1967...Selected to Pro Bowl as reserve and led all rushers with 85 yards...Second-team all-NFC by UPI...Had 12 touchdowns (all rushing) to rank second in NFC, seventh in NFL...1,106 yards rushing ranked fourth in NFC, seventh in NFL; 1,477 total yards ranked fourth and sixth respectively...Team's second leading receiver with 39 catches...Four 100-yard games: 123 on 24 atts vs. Mia (9/4), 105 on 20 atts at GB (9/25), 139 on 17 atts vs. GB (11/27) and 122 on 22 atts at Min (12/19)...80-yard run vs. GB for TD was NFL long...Four two-TD games...Accumulated 136 total yards at Wash (11/13) on 16 carries for 86 yards including 50-yard TD run and four catches for 51 yards...Had 100+ all-purpose yards in nine games...Accounted for 47.8% of team's rushing offense (1,106 of 2,319) and 27.8% of team's net offense (1,477 of 5,317). **1987** — First year as starter...Opened at fullback before suffering season-ending sprained right knee vs. Sea (12/20)...Led team in both rushing (586 yards) and receiving (47 for 467)...Had club's only 100-yard rushing effort (first of career) vs. TB (9/20) with 115 yards on 16 carries...38-yard TD run at TB (10/25), also game-winning six-yard TD catch with 1:28 remaining...102 receiving yards including 59-yard TD at GB (11/8)...Had 35 catches in first six union games. **1986** — All-rookie as special teams player by *Pro Football Weekly*...Tops with 19 tackles including 15 solos as coverage "gunner"...Saw spot duty as running back...Made only start at Det (12/15) on Monday night...Rushed for 30 yards and caught two passes for 63 yards, including 58-yard TD, in season finale at Dal (12/21)...Game ball vs. TB (12/7) after season-high 33 yards rushing and four special teams tackles...Drafted in first round (26th overall).

COLLEGIATE, PERSONAL: Finished brilliant college career as Florida's all-time leading rusher (3,234 yards) and TDs (32), marks since broken by Dallas' Emmitt Smith...Gained 1,034 yards as senior, second in SEC to Auburn's Bo Jackson...Best games as senior were vs. Tenn. (160 yards) and Miss. St. (134)...First in all-purpose yards (3,785) and 100-yard games (14)...5.1 career rushing average ties for fourth in SEC history...All-American honors as senior; all-SEC honors final three seasons...916-yard junior campaign included 178 yards on 23 carries vs. Tenn...Led team in rushing as sophomore with 835 yards setting UF record for sophomore yards...Emerged as star late in freshman season gaining 403 yards and six TDs in final three games...Rushed for 197 yards and three TDs on 33 carries in first collegiate start vs. Kentucky...All-state at Graceville (FL) High rushing for 1,200 yards and 22 TDs as senior...Won 100-, 220-, and high jump at state track meet...FCA member...Senator in Florida Student Government...Degree in public relations, aspires to own PR firm...Hobbies include basketball, tennis, golf, and racing remote control cars...Finished fourth overall in 1991 Superstars competition. Won weightlifting with 320-lbs overhead press...Devotes considerable amount of time to charitable causes...Involved with United Way in Chicagoland area, "Say No to Drugs" campaign, American Cancer Society, Brian Piccolo Cancer Research, Better Boys Foundation, Misericordia, Lambs Farm, and March of Dimes...Endowed scholarship for Lady Gators tennis team in name of his mother, Dorothy...Given name Charles Neal Anderson...Single.

ANDERSON vs. the NFC CENTRAL

| | G | Rush | Yds | Avg | TD | Lg | 100+ | Rec | Yds | Avg | TD | Lg |
|--------------|-----------|------------|--------------|------------|-----------|-----------|----------|------------|--------------|------------|-----------|-----------|
| Green Bay | 13 | 167 | 829 | 5.0 | 6 | 80 | 4 | 31 | 372 | 12.0 | 5 | 59 |
| Minnesota | 13 | 194 | 747 | 3.9 | 6 | 51 | 1 | 22 | 289 | 13.1 | 1 | 34 |
| Tampa Bay | 12 | 141 | 620 | 4.4 | 12 | 59 | 2 | 36 | 284 | 7.9 | 3 | 21 |
| Detroit | 13 | 152 | 664 | 4.4 | 4 | 53 | 2 | 36 | 295 | 8.2 | 2 | 50 |
| TOTAL | 51 | 654 | 2,860 | 4.4 | 28 | 80 | 9 | 125 | 1,240 | 9.9 | 11 | 59 |
| Non-Central | 50 | 659 | 2,660 | 4.0 | 19 | 50 | 4 | 146 | 1,363 | 9.3 | 9 | 47 |

ANDERSON

Anderson's Pro Stats

| | Rushing | | | | | Receiving | | | | | G-GS |
|---------------|--------------|--------------|------------|-----------|-----------|------------|--------------|------------|-----------|-----------|---------------|
| | No | Yds | Avg | Lg | TD | No | Yds | Avg | Lg | TD | |
| 1986 | 35 | 146 | 4.2 | 23 | 0 | 4 | 80 | 20.0 | 58 | 1 | 14-1 |
| 1987 | 129 | 586 | 4.5 | 38 | 3 | 47 | 467 | 9.9 | 59 | 3 | 11-11 |
| 1988 | 249 | 1106 | 4.4 | 80 | 12 | 39 | 371 | 9.5 | 36 | 0 | 16-16 |
| 1989 | 274 | 1275 | 4.7 | 73 | 11 | 50 | 434 | 8.7 | 49 | 4 | 16-16 |
| 1990 | 260 | 1078 | 4.1 | 52 | 10 | 42 | 484 | 11.5 | 50 | 3 | 15-14 |
| 1991 | 210 | 747 | 3.5 | 42 | 6 | 47 | 368 | 7.8 | 26 | 3 | 13-12 |
| 1992 | 156 | 582 | 3.7 | 49 | 5 | 42 | 399 | 9.5 | 30 | 6 | 16-11 |
| Career | 1,313 | 5,520 | 4.2 | 80 | 47 | 271 | 2,603 | 9.6 | 59 | 20 | 101-81 |

Also: Returned 4 kicks for 26 yards in 1986; threw 1 incomplete pass in 1988 and 1991.

Playoffs

| | | | | | | | | | | | |
|---------------|---------------------|------------|------------|-----------|----------|-----------|------------|------------|-----------|----------|------------|
| 1986 | 1 | 11 | 11.0 | 11 | 0 | 0 | 0 | 0.0 | 0 | 0 | 1-0 |
| 1987 | Did not play — knee | | | | | | | | | | |
| 1988 | 28 | 113 | 4.0 | 23 | 1 | 6 | 37 | 6.2 | 13 | 0 | 2-2 |
| 1990 | 39 | 121 | 3.1 | 13 | 0 | 8 | 65 | 8.1 | 31 | 0 | 2-2 |
| 1991 | 13 | 34 | 2.6 | 15 | 0 | 3 | 5 | 1.7 | 8 | 0 | 1-1 |
| Career | 81 | 279 | 3.4 | 23 | 1 | 17 | 107 | 6.3 | 31 | 0 | 6-5 |

Also: Returned 1 kick for 17 yards in 1986; completed one pass for 22 yards in 1990.

Anderson's Single Game Highs

Rushes: 28 at Den (11/18/90)*

Receptions: 9 vs. Det (12/10/89)

Yards rushing: 146 vs. Cin (9/10/89)

Yards receiving: 102 at GB (11/8/87)

Long rush: 80 vs. GB (11/27/88)

Long catch: 59 at GB (11/8/87)

Rushing TDs: 3 at TB (10/8/89)

Receiving TDs: 2 vs. GB (12/17/89)

* Overtime

| 1986 | | | RUSHING | | | | RECEIVING | | | |
|-----------------|-----|--------------|--------------|-----|----|----|-----------|-----|----|----|
| DATE | W/L | OPPONENT | NO | YDS | LG | TD | NO | YDS | LG | TD |
| 9/7 | W | Cleveland | Did not play | | | | | | | |
| 9/14 | W | Philadelphia | Did not play | | | | | | | |
| 9/22 | W | @ Green Bay | 1 | 3 | 3 | 0 | 0 | 0 | 0 | 0 |
| 9/28 | W | @ Cincinnati | 6 | 23 | 23 | 0 | 0 | 0 | 0 | 0 |
| 10/5 | W | Minnesota | 4 | 8 | 4 | 0 | 0 | 0 | 0 | 0 |
| 10/12 | W | @ Houston | 3 | 8 | 8 | 0 | 0 | 0 | 0 | 0 |
| 10/19 | L | @ Minnesota | 0 | 0 | 0 | 0 | 0 | 0 | 0 | 0 |
| 10/26 | W | Detroit | 0 | 0 | 0 | 0 | 1 | 9 | 9 | 0 |
| 11/3 | L | LA Rams | 1 | 7 | 7 | 0 | 1 | 8 | 8 | 0 |
| 11/9 | W | @ Tampa Bay | 1 | 1 | 1 | 0 | 0 | 0 | 0 | 0 |
| 11/16 | W | @ Atlanta | 0 | 0 | 0 | 0 | 0 | 0 | 0 | 0 |
| 11/23 | W | Green Bay | 0 | 0 | 0 | 0 | 0 | 0 | 0 | 0 |
| 11/30 | W | Pittsburgh | 3 | 20 | 11 | 0 | 0 | 0 | 0 | 0 |
| 12/7 | W | Tampa Bay | 5 | 33 | 14 | 0 | 0 | 0 | 0 | 0 |
| 12/15 | W | @ Detroit | 2 | 13 | 9 | 0 | 0 | 0 | 0 | 0 |
| 12/21 | W | @ Dallas | 9 | 30 | 7 | 0 | 2 | 63 | 58 | 1 |
| PLAYOFFS | | | | | | | | | | |
| 1/3/87 | L | Washington | 1 | 11 | 11 | 0 | 0 | 0 | 0 | 0 |

ANDERSON

1987

| DATE | W/L | OPPONENT | RUSHING | | | | RECEIVING | | | |
|---------------------|-----|-----------------|---------|-----|----|----|-----------|-----|----|----|
| | | | NO | YDS | LG | TD | NO | YDS | LG | TD |
| 9/14 | W | NY Giants | 13 | 62 | 18 | 0 | 6 | 81 | 47 | 0 |
| 9/20 | W | Tampa Bay | 16 | 117 | 36 | 1 | 4 | 28 | 11 | 0 |
| 9/27 | — | @ Detroit | | | | | | | | |
| 10/4 | W | @ Philadelphia | | | | | | | | |
| 10/11 | W | Minnesota | | | | | | | | |
| 10/18 | L | New Orleans | | | | | | | | |
| 10/25 | W | @ Tampa Bay | 6 | 52 | 38 | 1 | 7 | 45 | 8 | 1 |
| 11/1 | W | Kansas City | 17 | 59 | 18 | 0 | 6 | 66 | 18 | 0 |
| 11/8 | W | @ Green Bay | 13 | 22 | 8 | 0 | 5 | 102 | 59 | 1 |
| 11/16 | L | @ Denver | 11 | 44 | 11 | 0 | 7 | 38 | 10 | 0 |
| 11/22 | W | Detroit | 13 | 67 | 16 | 1 | 2 | 23 | 12 | 0 |
| 11/29 | W | Green Bay | 13 | 32 | 9 | 0 | 1 | 20 | 20 | 1 |
| 12/6 | W | @ Minnesota | 13 | 75 | 14 | 0 | 1 | 6 | 6 | 0 |
| 12/14 | L | @ San Francisco | 10 | 47 | 12 | 0 | 6 | 42 | 13 | 0 |
| 12/20 | L | Seattle | 4 | 9 | 9 | 0 | 2 | 16 | 8 | 0 |
| 12/27 | W | @ LA Raiders | | | | | | | | |
| Did not play — knee | | | | | | | | | | |
| PLAYOFFS | | | | | | | | | | |
| 1/10/88 | L | Washington | | | | | | | | |
| Did not play — knee | | | | | | | | | | |

1988

| DATE | W/L | OPPONENT | RUSHING | | | | RECEIVING | | | |
|-----------------|-----|----------------|---------|-----|----|----|-----------|-----|----|----|
| | | | NO | YDS | LG | TD | NO | YDS | LG | TD |
| 9/4 | W | Miami | 24 | 123 | 15 | 2 | 2 | 17 | 10 | 0 |
| 9/11 | W | @ Indianapolis | 19 | 82 | 18 | 0 | 5 | 21 | 9 | 0 |
| 9/18 | L | Minnesota | 8 | 12 | 11 | 0 | 5 | 37 | 22 | 0 |
| 9/25 | W | @ Green Bay | 20 | 105 | 45 | 2 | 2 | 16 | 9 | 0 |
| 10/2 | W | Buffalo | 15 | 24 | 5 | 0 | 1 | 3 | 3 | 0 |
| 10/9 | W | @ Detroit | 14 | 70 | 18 | 0 | 2 | 20 | 12 | 0 |
| 10/16 | W | Dallas | 9 | 51 | 22 | 0 | 5 | 52 | 16 | 0 |
| 10/24 | W | San Francisco | 16 | 62 | 13 | 0 | 3 | 40 | 32 | 0 |
| 10/30 | L | @ New England | 18 | 87 | 30 | 0 | 2 | 33 | 26 | 0 |
| 11/6 | W | Tampa Bay | 7 | 7 | 6 | 1 | 2 | 33 | 21 | 0 |
| 11/13 | W | @ Washington | 16 | 85 | 50 | 1 | 4 | 51 | 36 | 0 |
| 11/20 | W | @ Tampa Bay | 19 | 66 | 17 | 2 | 1 | 17 | 17 | 0 |
| 11/27 | W | Green Bay | 17 | 139 | 80 | 2 | 0 | 0 | 0 | 0 |
| 12/5 | L | @ LA Rams | 14 | 48 | 9 | 0 | 2 | 17 | 9 | 0 |
| 12/11 | W | Detroit | 11 | 23 | 5 | 0 | 2 | 5 | 5 | 0 |
| 12/19 | L | @ Minnesota | 22 | 122 | 51 | 1 | 1 | 9 | 9 | 0 |
| PLAYOFFS | | | | | | | | | | |
| 12/31 | W | Philadelphia | 14 | 54 | 23 | 1 | 1 | 6 | 6 | 0 |
| 1/8/89 | L | San Francisco | 14 | 59 | 16 | 0 | 5 | 31 | 13 | 0 |

ANDERSON

| 1989 | | | RUSHING | | | | RECEIVING | | | |
|-------|-----|-----------------|---------|-----|----|----|-----------|-----|----|----|
| DATE | W/L | OPPONENT | NO | YDS | LG | TD | NO | YDS | LG | TD |
| 9/10 | W | Cincinnati | 21 | 146 | 35 | 0 | 0 | 0 | 0 | 0 |
| 9/17 | W | Minnesota | 23 | 97 | 13 | 2 | 3 | 58 | 24 | 1 |
| 9/24 | W | @ Detroit | 16 | 116 | 53 | 1 | 3 | 18 | 9 | 0 |
| 10/2 | W | Philadelphia | 23 | 85 | 9 | 1 | 1 | 3 | 3 | 0 |
| 10/8 | L | @ Tampa Bay | 17 | 86 | 15 | 3 | 6 | 30 | 12 | 0 |
| 10/15 | L | Houston | 23 | 69 | 20 | 1 | 6 | 51 | 12 | 1 |
| 10/23 | L | @ Cleveland | 15 | 69 | 24 | 0 | 1 | 31 | 31 | 0 |
| 10/29 | W | LA Rams | 22 | 80 | 18 | 0 | 1 | 11 | 11 | 0 |
| 11/5 | L | @ Green Bay | 15 | 58 | 18 | 0 | 0 | 0 | 0 | 0 |
| 11/12 | W | @ Pittsburgh | 17 | 64 | 13 | 1 | 2 | 7 | 4 | 0 |
| 11/19 | L | Tampa Bay | 15 | 100 | 59 | 1 | 6 | 48 | 15 | 0 |
| 11/26 | L | @ Washington | 13 | 27 | 6 | 0 | 2 | 13 | 9 | 0 |
| 12/3 | L | @ Minnesota | 17 | 76 | 10 | 0 | 2 | 12 | 7 | 0 |
| 12/10 | L | Detroit | 12 | 42 | 10 | 1 | 9 | 58 | 15 | 0 |
| 12/17 | L | Green Bay | 12 | 119 | 73 | 0 | 6 | 90 | 49 | 2 |
| 12/24 | L | @ San Francisco | 13 | 41 | 19 | 0 | 2 | 4 | 3 | 0 |

| 1990 | | | RUSHING | | | | RECEIVING | | | |
|-----------------|-----|--------------|---------|-----|----|----|---------------------|-----|----|----|
| DATE | W/L | OPPONENT | NO | YDS | LG | TD | NO | YDS | LG | TD |
| 9/9 | W | Seattle | 20 | 101 | 17 | 2 | 5 | 42 | 36 | 0 |
| 9/16 | W | @ Green Bay | 21 | 71 | 29 | 1 | 4 | 35 | 16 | 1 |
| 9/23 | W | Minnesota | 23 | 91 | 10 | 1 | 1 | -4 | -4 | 0 |
| 9/30 | L | @ LA Raiders | 6 | 26 | 8 | 0 | 1 | 6 | 6 | 0 |
| 10/7 | W | Green Bay | 21 | 141 | 52 | 1 | 1 | 29 | 29 | 0 |
| 10/14 | W | LA Rams | 14 | 63 | 15 | 1 | 4 | 69 | 32 | 1 |
| 10/28 | W | @ Phoenix | 20 | 74 | 19 | 2 | 3 | 55 | 41 | 0 |
| 11/4 | W | @ Tampa Bay | 17 | 59 | 11 | 1 | 5 | 48 | 14 | 0 |
| 11/11 | W | Atlanta | 14 | 22 | 8 | 1 | 1 | 14 | 14 | 0 |
| 11/18 | W | @ Denver | 28 | 111 | 11 | 0 | 2 | 28 | 24 | 0 |
| 11/25 | L | @ Minnesota | 17 | 48 | 12 | 0 | 7 | 57 | 34 | 0 |
| 12/2 | W | Detroit | 15 | 47 | 15 | 0 | 3 | 66 | 50 | 1 |
| 12/9 | L | @ Washington | 11 | 57 | 33 | 0 | 2 | 30 | 19 | 0 |
| 12/16 | L | @ Detroit | 22 | 100 | 14 | 0 | 2 | 10 | 15 | 0 |
| 12/23 | W | Tampa Bay | | | | | Did not play — ribs | | | |
| 12/29 | L | Kansas City | 11 | 68 | 25 | 0 | 1 | -1 | -1 | 0 |
| PLAYOFFS | | | | | | | | | | |
| 1/6/91 | W | New Orleans | 27 | 102 | 28 | 0 | 4 | 42 | 31 | 0 |
| 1/13 | L | @ NY Giants | 12 | 19 | 9 | 0 | 4 | 23 | 12 | 0 |

Where Neal Anderson ranks in the Bears career categories:

| Attempts | | Yards | | 100-yard games | |
|--------------|-----------------|--------------|-----------------|----------------|-----------------|
| 3,838 | Payton | 16,726 | Payton | 77 | Payton |
| 1,386 | Casares | 5,657 | Casares | 20 | Sayers |
| 1,313 | Anderson | 5,520 | Anderson | 13 | Casares |
| | | | | | Anderson |

ANDERSON

| 1991 | | | RUSHING | | | | RECEIVING | | | |
|-----------------|-----|-----------------|---------|-----|----|----------------------|-----------|-----|----|----|
| DATE | W/L | OPPONENT | NO | YDS | LG | TD | NO | YDS | LG | TD |
| 9/1 | W | Minnesota | 23 | 58 | 8 | 0 | 6 | 46 | 22 | 0 |
| 9/8 | W | @ Tampa Bay | 17 | 35 | 13 | 1 | 1 | 8 | 8 | 1 |
| 9/15 | W | NY Giants | 8 | 57 | 42 | 1 | 3 | 27 | 16 | 0 |
| 9/23 | W | NY Jets | 19 | 76 | 13 | 0 | 4 | 20 | 11 | 1 |
| 9/29 | L | @ Buffalo | 19 | 54 | 22 | 1 | 5 | 63 | 24 | 0 |
| 10/6 | L | Washington | 18 | 73 | 16 | 1 | 2 | 15 | 9 | 0 |
| 10/17 | W | @ Green Bay | 16 | 81 | 27 | 0 | 6 | 35 | 16 | 0 |
| 10/27 | W | @ New Orleans | 12 | 53 | 14 | 0 | 2 | 17 | 11 | 0 |
| 11/3 | W | Detroit | 16 | 68 | 20 | 0 | 2 | 16 | 10 | 0 |
| 11/11 | W | @ Minnesota | 20 | 91 | 24 | 2 | 0 | 0 | 0 | 0 |
| 11/17 | W | @ Indianapolis | | | | Inactive — hamstring | | | | |
| 11/24 | L | Miami | 21 | 43 | 6 | 0 | 5 | 17 | 12 | 0 |
| 11/28 | L | @ Detroit | 13 | 45 | 9 | 0 | 5 | 28 | 8 | 0 |
| 12/8 | W | Green Bay | | | | Inactive — hamstring | | | | |
| 12/14 | W | Tampa Bay | | | | Inactive — hamstring | | | | |
| 12/23 | L | @ San Francisco | 8 | 13 | 6 | 0 | 6 | 76 | 26 | 1 |
| PLAYOFFS | | | | | | | | | | |
| 12/29 | L | Dallas | 13 | 34 | 15 | 0 | 3 | 5 | 8 | 0 |

| 1992 | | | RUSHING | | | | RECEIVING | | | |
|-------|-----|---------------|---------|-----|----|----|-----------|-----|----|----|
| DATE | W/L | OPPONENT | NO | YDS | LG | TD | NO | YDS | LG | TD |
| 9/6 | W | Detroit | 13 | 52 | 18 | 1 | 3 | 32 | 13 | 1 |
| 9/13 | L | @ New Orleans | 10 | 36 | 14 | 0 | 3 | 13 | 7 | 0 |
| 9/21 | L | NY Giants | 11 | 56 | 18 | 0 | 4 | 24 | 14 | 1 |
| 9/27 | W | Atlanta | 15 | 74 | 49 | 2 | 6 | 80 | 26 | 0 |
| 10/4 | L | @ Minnesota | 16 | 46 | 7 | 0 | 6 | 48 | 13 | 0 |
| 10/18 | W | Tampa Bay | 15 | 42 | 12 | 0 | 1 | 4 | 4 | 0 |
| 10/25 | W | @ Green Bay | 11 | 33 | 11 | 0 | 2 | 15 | 11 | 0 |
| 11/2 | L | Minnesota | 8 | 23 | 8 | 0 | 1 | 20 | 20 | 0 |
| 11/8 | L | Cincinnati | 12 | 35 | 8 | 0 | 0 | 0 | 0 | 0 |
| 11/15 | L | @ Tampa Bay | 6 | 22 | 8 | 1 | 3 | 23 | 11 | 1 |
| 11/22 | L | Green Bay | 7 | 25 | 7 | 0 | 3 | 30 | 21 | 0 |
| 11/29 | L | @ Cleveland | 8 | 34 | 9 | 0 | 4 | 49 | 30 | 1 |
| 12/7 | L | @ Houston | 5 | 10 | 4 | 0 | 3 | 27 | 17 | 1 |
| 12/13 | W | Pittsburgh | 11 | 56 | 11 | 1 | 1 | 15 | 15 | 1 |
| 12/20 | L | @ Detroit | 5 | 21 | 6 | 0 | 2 | 19 | 16 | 0 |
| 12/27 | L | @ Dallas | 3 | 17 | 11 | 0 | 0 | 0 | 0 | 0 |

1,000-yard seasons

| | |
|----|-----------------|
| 10 | Payton |
| 3 | Anderson |
| 2 | Sayers |

Rushing Touchdowns

| | |
|-----|-----------------|
| 110 | Payton |
| 49 | Casares |
| 47 | Anderson |

Total TDs

| | |
|-----|-----------------|
| 125 | Payton |
| 67 | Anderson |
| 59 | Casares |

Receptions

| | |
|-----|-----------------|
| 492 | Payton |
| 356 | Morris |
| 316 | Ditka |
| 271 | Anderson |

ARMSTRONG



93

Defensive End
Fifth Year
Florida

6'4", 265 lbs.
Oct. 5, 1965
D1-89

trace ARMSTRONG

PRO CAREER: Twenty-three sacks...Has missed just seven games as a pro...All-rounder in '89.

1992 SEASON: Third on team with 6.5 sacks...Game ball for nine tackles and key sack in opener vs. Det (9/6)...Forced and recovered fumble vs. Giants (9/21)...Missed second half of game at Min (10/4) with respiratory infection...Career-high seven solo stops in Sunday night contest vs. Cincinnati...Did not play at TB (11/15) with injured ankle...Season-high 10 tackles and one sack at Clev (11/29)...Inactive at Hou (12/7) with sore knee. **Games played-started:** 14-14

PREVIOUS SEASONS: **1991** — Tied career-high with 11 stops vs. NYG (9/15) and earned game ball as part of field goal block team...Credited for half-sack at TB (9/8)...Strained ligaments in right knee in overtime period vs. NYJ (9/23) after making nine tackles including career-high five solos...Placed on IR (9/25) and missed four games in five weeks before returning vs. Det (11/3) where he contributed three stops...Ten tackles, five solo, in rematch vs. Lions (11/28)...Earned first full sack of season vs. GB (12/8) and game ball in shutout vs TB (12/14). **1990** — NFC Defensive Player of the Month in September (25 tackles, five sacks, two forced fumbles, one fumble recovery, one pass defended)...Game balls for two-sack games vs. Sea (9/9), and at GB (9/16)...Tied career-high 11 tackles vs. Min (9/23)...Recorded one sack in five of six games from Oct. 28 to Dec. 2...Spent night in hospital receiving intravenous fluids before Lions game (12/16), but played entire game and led team with eight tackles...Sack and blocked field goal attempt in playoff game against Saints...Second to Dent on team in sacks (10) and fifth with 82 tackles. **1989** — Moved into vacant LE position in pre-season and became starter...Placed third on team with five sacks for 17 yards...80 tackles were sixth best...Severely sprained ankle at TB (10/8), but missed just one game...Earned game ball at Det (9/24) for seven tackles, one pass defended, and first NFL sack...Moved to DT in nickel situations for last half of season...Recorded season-high 11 tackles in rematch vs. TB (11/19)...Eight tackles, sack, and forced fumble at Wash (11/26)...Drafted in first round (12th overall).

COLLEGIATE, PERSONAL: Played final season for Florida after transferring from Arizona State...Granted immediate eligibility after NCAA waived its transfer rule in unusual academic status case from high school...First-team all-America honors from *Sporting News*; second-team from *Football News*...Starting left tackle as senior, recording 59 tackles, school-record 19 tackles-for-loss, and seven sacks as first-team all-SEC choice...Arthroscopic left knee surgery after Vanderbilt game in which he had seven solos, two tackles-for-loss, a fumble recovery, sack and deflected pass...Returned for next game vs. Auburn and responded with six tackles, sack, tackle-for-loss, and pass deflection...Missed All-American Bowl vs. Illinois while recovering from second minor knee scope...Started 10 games as junior for ASU and led Sun Devils with seven sacks and 10 tackles-for-loss...Best outing was six tackles and three sacks vs. UTEP...46 total tackles led defensive line...Played in eight games (two starts) as sophomore...Finished with 26 tackles (17 solos), a sack and a pair of tackles-for-loss...Appeared in 10 games, starting three, as freshman...Had 32 tackles, with season-best five stops vs. Cal. in first start...Redshirt in 1984 season...Lettered three years as outside linebacker/ defensive end at John Carroll High...All-state and *Birmingham News*' Top 12 players in Alabama...Hobbies include hunting, video games, golf, and reading...Winner of 1989 Piccolo Award, voted on by Bear teammates after season...Board member of Piccolo Foundation...Supporter of the Chicago Historical Society...Spokesperson for the Les Turner Amyotrophic Lateral Sclerosis Foundation (ALS)...Youngest

member ever to serve on NFLPA six-member executive committee...Psychology degree...Began law school in '93 off-season...Given name Raymond Lester Armstrong...Married (Tami).

| Armstrong's Pro Stats | | | | | | | |
|--|------------|----------------|-----------|----------|----------|---------------|--------------|
| | Int-Yds | Tkls-Solo | Force Fum | Fum Rec | Pass Def | Sack-Yds | G-GS |
| 1989 | 0-0 | 80-37 | 1 | 1 | 1 | 5-17 | 15-14 |
| 1990 | 0-0 | 82-33 | 2 | 2 | 4 | 10-59 | 16-16 |
| 1991 | 0-0 | 56-26 | 0 | 0 | 0 | 1.5-8 | 12-12 |
| 1992 | 0-0 | 75-40 | 1 | 1 | 0 | 6.5-35 | 14-14 |
| Career | 0-0 | 293-136 | 4 | 4 | 5 | 23-119 | 57-56 |
| Playoffs | | | | | | | |
| 1990 | 0-0 | 8-3 | 0 | 0 | 0 | 2-19 | 2-2 |
| 1991 | 0-0 | 0-0 | 0 | 0 | 0 | 0-0 | 1-1 |
| Career | 0-0 | 8-3 | 0 | 0 | 0 | 2-19 | 3-3 |
| Armstrong's Single Game Highs | | | | | | | |
| Tackles: 11 vs. TB (11/19/89); vs. Min (9/23/90); vs NYG (9/15/91) | | | | | | | |
| Solo: 7 vs. Cin (11/8/92) | | | | | | | |
| Sacks: 2 vs. Sea (9/9/90); at GB (9/16/90) | | | | | | | |



70

Tackle
Second Year
California
6'7", 290 lbs.
June 26, 1969
D2-92

troy AUZENNE

PRO CAREER: First rookie to start all 16 games on offense since Jim Covert in 1983.

1992 SEASON: All-rookie by *Pro Football Weekly*, *College and Pro Football Weekly*, and *Football News*...Changed from right to left tackle in second week of training camp...Won left tackle job and opened all 16 games...Game ball in Week 4 vs. Atl...Injured left shoulder next week at Min (10/4) and missed fourth quarter...Played remainder of the season with a shoulder harness...Off-season surgery on left shoulder (1/4). **Games played-started:** 16-16

COLLEGIATE, PERSONAL: Four year starter who is an excellent pass protector because of quickness and agility.....First-team all-American selection and consensus all-Pac 10 as senior...Anchored offensive line which averaged 214.6 yards rushing...Provided key block in Russell White's 72-yard TD run vs. Southern California as Bears compiled 389 yards on the ground...Second-team all-Pac 10 in junior campaign...Started every game at left tackle, participating in 835 of team's 843 offensive plays (99.1%)...Started nine games at left tackle as sophomore...Chipped bone in ankle against UCLA missed USC and San Jose State contests...Started final eight games in freshman season at left tackle...Earned Bob Tessler Award, presented to club's most improved lineman...Redshirted in 1987...First-team all-Angelus League and all-San Gabriel Valley choice at Bishop Amat (Baldwin Park, CA) High...Part of state champion team in high school which compiled 11-1 record in 1986...Lettered once in track...Liberal Arts major...Given name Troy Anthony Auzenne...Single.

Auzenne's Pro Stats

Games-Starts: 16-16 — 1992 (16-16)

BLACKWELL



86

Tight End
Second Year
TCU
6'1", 255 lbs.
Feb. 13, 1969
FA-92

kelly BLACKWELL

PRO CAREER: Made team as undrafted free agent when returning starter Jim Thornton spent season on IR.

1992 SEASON: Played in all 16 games...Made first pro start and reception (18-yarder) in Week 4 vs. Atl (9/27)...Two catches for 12 yards following week at Min...Had 12-yard reception vs. TB (10/18) and at Det (12/27)...Made three tackles and forced a fumble while participating on special teams...Signed as undrafted free agent. **Games played-started:** 16-2

COLLEGIATE, PERSONAL: Finished career with 181 receptions for 2,154 yards, most ever by a NCAA Division I tight end...Ranks fourth on SWC all-time reception list...Named all-American by *Football News* and Kodak; selected to play in East-West Shrine and Hula Bowl...Grabbed 11 catches for 124 yards and two TDs in senior season finale vs. Houston...His 64 catches in each of his final two seasons are TCU season-highs...Had seven career 100-yard receiving games...Top yardage game was 155 yards (nine catches) vs. Baylor in 1991...Personal-best 12 catches vs. Missouri as junior...31-inch vertical leap...Finished 10th in '92 off-season NFL Super Cutting contest (isolating cow from group with skillful horse riding)...Prepped at Texas' Richland High...Given name Kelly Reardon Blackwell...Single.

Blackwell's Pro Stats

| | Rec. | Yds | Avg | LG | TD | G-GS |
|--------|------|-----|------|----|----|------|
| 1992 | 5 | 54 | 10.8 | 18 | 0 | 16-2 |
| Career | 5 | 54 | 10.8 | 18 | 0 | 16-2 |

Blackwell's Single Game Highs

Receptions: 2 at Min (10/4/91)

Long: 18 vs. Atl (9/27/92)

Yards: 18 vs. Atl (9/27/92)



47

Cornerback
Sixth Year
Winston-Salem
5'10", 185 lbs.
Feb. 21, 1965
UFA-93

anthony BLAYLOCK

PRO CAREER: Signed with Bears as unrestricted free agent (4/21/93)...Part-time starter for Chargers and valuable special teams contributor.

1992 SEASON: Started first eight games before spraining an ankle in practice...Missed five games before returning for final two...Strained shoulder and bruised ribs in season finale at Sea (12/27)...Started both playoff games contributing five solo tackles. **Games played-started:** 11-10

PREVIOUS SEASONS: **1991** — Played in five games...Made lone start of season vs. Phil (11/10) and injured rotator cuff...Placed on IR (11/13)...Waived by Clev and claimed by San Diego (11/26)...Played two games with Chargers. **1990** — Made seven starts...Returned fumble 30 yards in opener vs. Pit (9/9)...First pro interception came vs. SD (9/23)...Had 45-yard interception at SF (10/28)...Career-high nine stops (all solo) at Hou (12/9). **1989** — Registered four sacks...Fifth on team with 16 special teams tackles...Made first pro start at Det (11/23) as Browns used four CBs vs. Lions' run-and-shoot...Two sacks, forced fumble, and four tackles vs. KC (11/19)...Played in playoff game vs Buf (1/6/90); active but did not play following week at Den (1/14/93). **1988** — Saw action on special teams contributing six tackles...Injured back and placed on IR (12/11)...Fourth-round selection (103rd overall) by Cleveland.

COLLEGIATE, PERSONAL: Totaled 217 tackles, 13 interceptions, seven blocked punts, and four safeties in four collegiate seasons...Career-high 61 stops and six picks as second-team all-conference as senior...First-team all-CIAA with four blocked punts and three interceptions as junior...First-team all-conference with three interceptions, two safeties, and one blocked punt in sophomore season...Physical education major...Lettered in football, basketball, and track at Garner High (NC)...Collects exotic birds (parrots)...Given name Anthony Darius Blaylock...Single.

Blaylock's Pro Stats

| | Int-Yds | Tkls-Solo | Force Fum | Fum Rec | Pass Def | Sacks | G-GS |
|---------------|-------------|---------------|-----------|----------|----------|-------------|--------------|
| 1988 Clev | 0-0 | 0-0 | 0 | 0 | 1 | 0-0 | 12-0 |
| 1989 Clev | 0-0 | 35-27 | 2 | 0 | 0 | 4-29 | 16-1 |
| 1990 Clev | 2-45 | 45-34 | 1 | 1 | 1 | 1-4 | 16-7 |
| 1991 Clev | 0-0 | 8-5 | 0 | 0 | 0 | 0-0 | 5-1 |
| SD | 0-0 | 0-0 | 0 | 0 | 0 | 0-0 | 2-0 |
| 1992 SD | 2-0 | 37-33 | 0 | 0 | 6 | 0-0 | 11-10 |
| Career | 4-45 | 125-99 | 3 | 1 | 8 | 5-33 | 62-19 |

Playoffs

| | | | | | | | |
|---------------|------------------------|------------|----------|----------|----------|------------|------------|
| 1988 Clev | Injured Reserve — back | | | | | | |
| 1989 Clev | 0-0 | 2-1 | 0 | 0 | 0 | 0-0 | 1-0 |
| 1992 SD | 0-0 | 5-5 | 0 | 0 | 1 | 0-0 | 2-2 |
| Career | 0-0 | 7-6 | 0 | 0 | 1 | 0-0 | 3-2 |

Blaylock's Single Game Highs

Tackles: 9 at Hou (12/9/90)

Solo: 9 at Hou (12/9/90)

Sacks: 2 at KC (11/19/89)

BORTZ



62

Guard
Eleventh Year
Iowa
6'6", 282 lbs.
Feb. 12, 1961
D8-83

mark BORTZ

PRO CAREER: Starter since 1984...String of 72 straight starts snapped in '91...Came out of college as defensive tackle, but projected as offensive lineman...Voted to Pro Bowl in '91 after being an alternate in '89 and '90.

1992 SEASON: Opened season at left guard...Pulled abdominal muscle (not related to 1991 injury) and missed next four games...Returned after off-week to start final 11 games...Right elbow surgery (1/28). **Games played-started:** 12-12

PREVIOUS SEASONS: **1991** — Started just nine games due to back and leg injuries...Injured back in practice after season opener, and was inactive at TB (9/8) which snapped string of 72 consecutive starts...Returned to starting line-up following week (9/15) and earned game ball for effort on special teams in blocking Giants field goal attempt in final minute...Pulled abdominal muscle in first quarter at Min (11/11) and missed the remainder of the season, being listed inactive each game...Returned to practice prior to season finale and started in playoff game vs. Dal (12/29) and rotated by series with Fontenot. **1990** — Started all 16 games extending start streak to 71 straight—longest on team...Member of offensive line named NFC Offensive Player of the Week for 223-yard rushing performance at Phx (10/28)...Game ball vs. Min (9/23)...Left Denver game (11/18) in first quarter after suffering mild concussion...Left Tampa game (12/23) in third quarter with pinched nerve in neck...Off-season surgery on left shoulder by Dr. Michael Schafer (1/31) prevented him from playing in Pro Bowl. **1989** — Game ball for role in no-sack and 164-yard rushing performance vs. Min (9/17)...Selected as Pro Bowl alternate for second straight year. **1988** — Played in first Pro Bowl of career as first alternate...Started all 16 games...Replaced in first quarter at Min (12/19) after suffering thigh bruise. **1987** — Started all 12 union games. **1986** — Started 15 games, missing game vs. Min (10/5) with strained knee...Caught deflected pass for eight yards vs. Det (10/26)...Game ball vs. TB (12/7) after team had season-high 245 yards rushing. **1985** — Started all 19 games. **1984** — Missed game vs. Min (10/28), with sprained ankle. **1983** — Played in all 16 games as back-up...Drafted in eighth round (219th overall).

COLLEGIATE, PERSONAL: All-Big Ten defensive tackle at Iowa...Career: 231 tackles, 126 solos, eight pass deflections, six fumbles recovered, forced fumble, and blocked kick...Several all-America teams as senior...All-state in football and basketball as prep at Pardeeville High (Wisconsin), just 30 miles north of Madison...Active outdoorsman who enjoys hunting and fishing...Grew up in Pardeeville with eight brothers and sisters...Owns home on lake in Wisconsin...General studies major...Given name Mark Steven Bortz...Married (Liza)...Two sons (Benjamin and Simon).

Bortz' Pro Stats

Games-Starts: 143-127 — 1983 (16-0); 1984 (15-15); 1985 (16-16); 1986 (15-15); 1987 (12-12); 1988 (16-16); 1989 (16-16); 1990 (16-16); 1991 (9-9); 1992 (12-12).

Also: Caught 1 pass for 8 yards in 1986.

Playoffs: 12-12 — 1984 (2-2); 1985 (3-3); 1986 (1-1); 1987 (1-1); 1988 (2-2); 1990 (2-2); 1991 (1-1)



6

Kicker
Ninth Year
Georgia
6'1", 190 lbs.
July 24, 1962
D4-85

kevin BUTLER

PRO CAREER: NFL record holder for Most Consecutive Field Goals with 24...Holds 17 club records: points, career (813); points, season (144 in 1985); FG, career (172); FG, season (31 in 1985); FG attempts, season (41 in 1986); consecutive FG, lifetime (24 in 1988-89); consecutive FG, games (13 in 1985-86 and 1990); FG pct., lifetime (72.6); FG pct., season (81.6 in both 1988 & 1989); 50-yard FG, career (9); 50-yard FG, season (4 in 1990); extra point attempts (306); extra points (297); post-season points, career (63); post-season FG, career (15); post-season FG, game (3); and post-season FG, long (46 yards)...Has connected on nine of 13 FG attempts with less than a minute remaining or in overtime. After two misses, the Bears won in OT on a Butler field goal; a third miss was a 50-yarder in the snow...Has played in all 134 games since being drafted in 1985 (124 regular season, 10 playoff); has scored in the last 51 games (48 regular season, three playoffs).

1992 SEASON: Tied Payton as Bears all-time scorer vs. Atl (9/27) with five extra points and two field goals...Set record the following week at Min (10/4) on 50-yard first-quarter field goal...Season-high 12 points at GB (10/25)...Missed four of five field goals in two game stretch (11/8 to 11/15), but then did not miss the rest of season (five attempts)...Missed 44-yard FG as time expired at TB (11/8). Bears had returned from 20-0 halftime deficit, but lost 20-17...Did not attempt a field goal in four games (three of Bears' final five). **Games played:** 16

PREVIOUS SEASONS: 1991 — Became Bears all-time PAT leader at Min (11/11) connecting on all four attempts. Also hit eighth career 50-yard field goal which extended his own club record...Connected on both field goal attempts in playoff game vs. Dal...Had eight two-field goal regular season games...Injured hip vs. Det (11/3) while making a tackle on a kickoff...Kicked off left-footed at Min (11/11) in second half...Relieved of kickoff duties at Det (11/28) when Gardocki was activated, and did not kickoff the remainder of the year...Missed only game-winning attempt of season when 50-yard FG fell short vs. Mia (11/24) in the wind and snow. **1990** — Attempted field goal in every game, making at least one in 15 of 16 games tying club record (his own) with one in 13 straight games...Second in NFC with 114 points...Game balls vs. Min (9/23) and vs. GB (10/7) for two 50-yard FGs in each game. Only seven other NFL kickers have ever booted four 50-yarders in a single season...51-yard FG vs. Min came with 0:04 remaining and gave Bears 19-16 win...Kicked game-winning 44-yarder in overtime at Den (11/18) after hitting left upright on 41-yarder in final seconds of regulation...Had 36-yard attempt blocked vs. Min (9/23) and 40-yarder by TB (11/4)...Suffered separated shoulder at Det (12/16) later in game while making tackle on kickoff. **1989** — Set NFL record for Most Consecutive Field Goals with a 33-yard kick at Min (12/3) giving him 24 straight. Streak lasted from 10/16/88-12/3/89 and ended with a blocked 44-yard attempt in same game which also snapped string of 18 straight road FGs...Career-high 17 points at Det (9/24) with four FGs and five PATs...Season-long 46-yarder and game ball (eight points and 100th lifetime field goal) vs. LA Rams (10/29). **1988** — Led club with 82 points on 15 of 19 field goal attempts...Longest boot was 46-yarder in first half of playoff game vs. Eagles (12/31)...Season-high 10 points at Wash (11/13) on two FGs and four PATs. **1987** — Finished the season with streak of 19 consecutive field goals inside 40-yard line after making all 16 during season...Tied career-long by kicking a 52-yarder in each Packer

BUTLER

game...Kick at GB (11/8) from 52 yards was final play of game in 26-24 win...Had three other field goals at GB in 14-point effort...Successful on 13 straight kicks (11/16 to 12/6). **1986** — Led NFC in scoring for second straight season with 120 points by converting 28 of 41 FGs and 36 of 37 PATs...Set Bear mark with 18 consecutive FGs (9/14-11/16)...Broke George Blanda's team record by kicking at least one FG in 13 straight games (11/10/85-10/12/86)...Kicked game winning field goals in OT vs. Eagles (9/14) and Steelers (11/30) from 23 and 42 yards, respectively...His 22-yarder at Det (12/15) with 0:04 remaining gave the Bears a 16-13 win...12 of 13 misses came in three games (four vs. Phil, three at Atl., three vs. Pit, two vs. Clev.)...Five touchbacks at TB (11/9). **1985** — Set NFL record for rookie by scoring 144 points breaking Gale Sayers' 1965 mark of 132...Hit 31 of 38 FGs and all 51 PATs while earning all-rookie honors...Converted 28 of 29 kicks inside 40...Kicked four FGs in three games...Game ball after 14-points at SF (10/13) and after 4-for-4 effort against Jets (12/14)...Longest pro attempt was 63-yarder in season opener (9/8) which fell short...Made all three FG attempts in Super Bowl XX...Drafted in fourth round (105th overall).

COLLEGIATE, PERSONAL: Consensus all-America at Georgia final two seasons...Made 77 of 98 FGs including 23 of 28 as senior...Set NCAA record for most games with two-or-more FGs (27)...Set SEC career records for points (353), points by kicker (353), FG attempts (98), FGs (77), and longest FG (60 yards vs. Clemson, 1984)...Three-time all-SEC choice and one of only five kickers in NCAA history to kick over 50 FGs and have accuracy mark of 75% or better (79%)...Only 50 of 184 kickoffs were returnable...Special teams captain as junior and senior...19 FGs as freshman were SEC record...All-state kicker at Redan High in Georgia (same school as Bear punter/kicker Chris Gardocki) where he kicked six FGs over 50 yards...Also played soccer and defensive back in football...Involved with local heart association...Hobbies include golf and spending time with his children...Worked for Prestwick Partners in off-season developing finance and managing daily golf courses...Given name Kevin Gregory Butler...Married (Cathy)...Daughters (Katie Scarlett and Kelly Savannah) and son (Drew).

Butler's Pro Stats

| | 1-19 | 20-29 | 30-39 | 40-49 | 50+ | FGs | Pct | Avg FG | Avg FGA | PATs | Pts |
|--------|---------|--------|--------|--------|--------|---------|------|--------|---------|---------|-----|
| 1985 | 2-2 | 13-13 | 13-14 | 3-6 | 0-3 | 31-38 | 81.8 | 29.8 | 33.1 | 51-51 | 144 |
| 1986 | 1-1 | 11-14 | 9-12 | 6-8 | 1-6 | 28-41 | 68.3 | 31.8 | 35.1 | 36-37 | 120 |
| 1987 | 0-0 | 11-11 | 5-5 | 1-6 | 2-6 | 19-28 | 67.8 | 31.3 | 36.9 | 28-30 | 85 |
| 1988 | 1-1 | 4-4 | 7-8 | 3-6 | 0-0 | 15-19 | 78.9 | 31.9 | 33.8 | 37-38 | 82 |
| 1989 | 0-0 | 6-6 | 6-7 | 3-5 | 0-1 | 15-19 | 78.9 | 32.1 | 34.5 | 43-45 | 88 |
| 1990 | 1-1 | 8-8 | 5-8 | 8-13 | 4-7 | 26-37 | 70.1 | 35.7 | 37.8 | 36-37 | 114 |
| 1991 | 1-1 | 9-11 | 3-5 | 5-9 | 1-3 | 19-29 | 65.5 | 31.4 | 34.3 | 32-34 | 89 |
| 1992 | 1-1 | 8-8 | 9-10 | 0-4 | 1-3 | 19-26 | 73.1 | 30.6 | 34.7 | 34-34 | 91 |
| Career | 7-7 | 70-75 | 57-69 | 29-57 | 9-29 | 172-237 | 72.6 | 31.8 | 35.1 | 297-306 | 813 |
| | (100.0) | (93.3) | (82.6) | (50.9) | (31.0) | (72.6) | | | | (97.1) | |

Kickoffs-Touchbacks: 502-70 — 1985 (96-18); 1986 (83-18); 1987 (37-10); 1988 (65-9); 1989 (76-5); 1990 (79-5); 1991 (51-4); 1992 (15-1)

Games played: 124 — 1985 (16); 1986 (16); 1987 (12); 1988 (16); 1989 (16); 1990 (16); 1991 (16); 1992 (16)

Playoffs

| | | | | | | | | | | | |
|--------|-----|------|-----|-----|-----|-------|-------|------|------|-------|----|
| 1985 | 0-0 | 3-4 | 1-2 | 0-1 | 0-0 | 4-7 | 57.1 | 27.5 | 31.9 | 11-11 | 23 |
| 1986 | 0-0 | 1-1 | 0-0 | 1-2 | 0-0 | 2-3 | 67.7 | 32.0 | 37.7 | 1-1 | 7 |
| 1987 | 0-0 | 1-1 | 0-0 | 0-1 | 0-0 | 1-2 | 50.0 | 25.0 | 36.5 | 2-2 | 5 |
| 1988 | 0-0 | 2-2 | 0-1 | 1-1 | 0-1 | 3-5 | 60.0 | 32.7 | 36.4 | 2-2 | 11 |
| 1990 | 1-1 | 2-2 | 1-2 | 0-0 | 0-0 | 4-5 | 80.0 | 23.8 | 26.2 | 1-1 | 13 |
| 1991 | 1-1 | 0-0 | 0-0 | 1-1 | 0-0 | 2-2 | 100.0 | 31.0 | 31.0 | 1-1 | 7 |
| Career | 2-2 | 9-10 | 2-5 | 3-6 | 0-1 | 16-24 | 66.7 | 28.4 | 32.7 | 18-18 | 66 |

Games played: 10 — 1985 (3); 1986 (1); 1987 (1); 1988 (2); 1990 (2); 1991 (1)

Butler's Single Game Highs

FG Attempts: 6 (3 times) Last: at GB (11/8/87)

Points: 17 at Det (9/24/89)

Field Goals: 4 (6 times) Last: vs. Min (9/23/90)

Long: 52 (4 times) Last: vs. Min (9/23/90)

The Butler Breakdown (regular season)

| | G | 1-19 | 20-29 | 30-39 | 40-49 | 50+ | FGs | Pct | PATs | Pts |
|-------------|-----|------|-------|-------|-------|------|---------|------|---------|-----|
| Home | 62 | 4-4 | 33-36 | 21-26 | 12-27 | 5-19 | 75-112 | 67.0 | 165-169 | 390 |
| Road | 62 | 3-3 | 37-39 | 36-43 | 17-30 | 4-10 | 97-125 | 77.6 | 132-137 | 423 |
| Artificial | 51 | 3-3 | 35-36 | 27-34 | 15-23 | 3-17 | 83-113 | 73.5 | 131-133 | 380 |
| Grass | 73 | 4-4 | 35-39 | 30-35 | 14-34 | 6-12 | 89-124 | 71.8 | 166-173 | 433 |
| Indoors | 21 | 1-1 | 16-16 | 12-17 | 7-10 | 2-6 | 38-50 | 76.0 | 46-47 | 160 |
| Outdoors | 123 | 6-6 | 54-59 | 45-52 | 22-47 | 7-23 | 134-187 | 71.7 | 251-259 | 653 |
| Sept — home | 19 | 1-1 | 13-14 | 5-8 | 5-11 | 2-9 | 26-43 | 60.5 | 54-55 | 132 |
| road | 11 | 1-1 | 7-7 | 7-10 | 4-5 | 1-1 | 20-24 | 83.3 | 30-31 | 90 |
| Oct — home | 14 | 1-1 | 8-8 | 2-2 | 3-4 | 2-3 | 16-18 | 88.9 | 36-37 | 84 |
| road | 14 | 1-1 | 5-5 | 10-11 | 1-3 | 1-2 | 18-22 | 81.8 | 33-34 | 87 |
| Nov — home | 17 | 1-1 | 8-10 | 10-10 | 2-6 | 1-6 | 22-33 | 68.8 | 41-41 | 107 |
| road | 19 | 0-0 | 14-16 | 9-12 | 9-16 | 2-3 | 34-47 | 72.3 | 42-44 | 144 |
| Dec — home | 12 | 1-1 | 4-4 | 4-6 | 2-6 | 0-1 | 11-18 | 61.1 | 34-36 | 67 |
| road | 18 | 1-1 | 11-11 | 10-10 | 3-6 | 0-4 | 25-32 | 78.1 | 27-28 | 102 |

Butler vs. the NFC Central

| Opponent | Site | Games | Field Goals | PATs | Points | Long |
|---------------------------|---------------|-----------|----------------------|----------------|------------|---------------------|
| Minnesota | Soldier Field | 7 | 12-14 | 14-14 | 50 | 51, 52 |
| | Metrodome | 8 | 16-21 | 18-19 | 66 | 45, 50 (twice) |
| | TOTAL | 15 | 28-35 (80.0) | 32-33 | 116 | |
| Tampa Bay | Soldier Field | 8 | 5-12 | 31-32 | 46 | 43, 46 |
| | Tampa | 8 | 10-15 | 23-25 | 53 | 43 |
| | TOTAL | 16 | 15-27 (55.6) | 54-57 | 99 | |
| Green Bay | Soldier Field | 8 | 7-9 | 17-18 | 38 | 50, 51, 52 |
| | Lambeau | 8 | 15-18 | 18-18 | 63 | 52, 52 |
| | TOTAL | 16 | 22-27 (81.5) | 35-36 | 101 | |
| Detroit | Soldier Field | 8 | 14-20 | 18-18 | 60 | 37, 38, 39 |
| | Silverdome | 7 | 14-18 | 16-16 | 58 | 37, 41 |
| | TOTAL | 15 | 28-38 (73.7) | 34-34 | 118 | |
| NFC Central Totals | | 62 | 93-127 (73.2) | 155-160 | 434 | 52 (4 times) |
| Non-NFC Central Totals | | 62 | 79-110 (71.8) | 142-146 | 379 | 47 |

1985

| | Pts | FG Made | Miss | PAT |
|-----------------|-----|----------------|-----------------|-----|
| TB | 8 | 38 | 63s, 45wr | 5-5 |
| NE | 8 | 21, 28 | --- | 2-2 |
| @ Min | 15 | 24, 19, 34, 31 | 34wl, 45wl | 3-3 |
| Wash | 9 | 28 | --- | 6-6 |
| @ TB | 9 | 30, 30 | --- | 3-3 |
| @ SF | 14 | 34, 38, 27, 29 | --- | 2-2 |
| GB | 3 | --- | --- | 3-3 |
| Min | 9 | 40, 29 | --- | 3-3 |
| @ GB | 2 | --- | --- | 2-2 |
| Det | 6 | 39 | 43wr | 3-3 |
| @ Dal | 14 | 44, 46, 22 | --- | 5-5 |
| All | 10 | 35, 32 | --- | 4-4 |
| @ Mia | 6 | 30 | --- | 3-3 |
| Ind | 5 | 20 | --- | 2-2 |
| @ NYJ | 13 | 18, 31, 37, 21 | --- | 1-1 |
| @ Det | 13 | 25, 24, 21 | 51wr, 50wr | 4-4 |
| Playoffs | | | | |
| NYG | 3 | --- | 26wl, 49s, 38wl | 3-3 |
| Rams | 6 | 34 | --- | 3-3 |
| NE | 14 | 28, 24, 24 | --- | 5-5 |

1986

| | Pts | FG Made | Miss | PAT |
|-----------------|-----|------------|-----------------------|-----|
| Clev | 11 | 47, 19 | 54wr, 50b | 5-5 |
| Phil | 7 | 23, 23 | 38wr, 46wr, 37wr, 55s | 1-1 |
| @ GB | 11 | 34, 52, 27 | --- | 2-2 |
| @ Cin | 8 | 41 | --- | 5-6 |
| Min | 11 | 24, 42, 32 | --- | 2-2 |
| @ Hou | 8 | 31, 27 | --- | 2-2 |
| @ Min | 1 | --- | --- | 1-1 |
| Det | 7 | 29, 27 | --- | 1-1 |
| Rams | 5 | 30 | --- | 2-2 |
| @ TB | 11 | 25, 23, 22 | --- | 2-2 |
| @ Atl | 7 | 32, 44 | 28wr, 25wl, 35wl | 1-1 |
| GB | 4 | 32 | 46wl | 1-1 |
| Pit | 7 | 39, 42 | 52s, 53b, 28wl | 1-1 |
| TB | 6 | --- | --- | 6-6 |
| @ Det | 10 | 41, 32, 22 | --- | 1-1 |
| @ Dal | 6 | 31 | --- | 3-3 |
| Playoffs | | | | |
| Wash | 7 | 23, 41 | 49wl | 1-1 |

BUTLER

| 1987 | Pts | FG Made | Miss | PAT |
|-----------------|-----|-------------------------|-----------|-----|
| NYG | 10 | 25, 24 | --- | 4-4 |
| TB | 2 | --- | 50s, 55s | 2-2 |
| @ Det | | Cancelled due to strike | | |
| @ Phil | | Strike | | |
| Min | | Strike | | |
| NO | | Strike | | |
| @ TB | 3 | --- | 47wr | 3-4 |
| KC | 7 | 27 | 52wl | 4-4 |
| @ GB | 14 | 27, 29, 24, 52 | 47wr, 48s | 2-2 |
| @ Den | 5 | 42 | --- | 2-3 |
| Det | 12 | 31, 37, 29 | --- | 3-3 |
| GB | 11 | 21, 27, 52 | --- | 2-2 |
| @ Min | 12 | 23, 26, 30 | --- | 3-3 |
| @ SF | 0 | --- | 40wl | 0-0 |
| Sea | 3 | --- | 53s, 48b | 3-3 |
| @ Raid | 6 | 38, 30 | --- | 0-0 |
| Playoffs | | | | |
| Wash | 5 | 25 | 48s | 2-2 |

| 1990 | Pts | FG Made | Miss | PAT |
|-----------------|-----|----------------|-----------|-----|
| Sea | 5 | 47 | 57s | 2-2 |
| @ GB | 7 | 41 | --- | 4-4 |
| Min | 13 | 23, 51, 32, 52 | 36b | 1-1 |
| @ Raid | 4 | 22 | --- | 1-1 |
| GB | 8 | 50, 51 | 32wl | 2-2 |
| Rams | 8 | 27 | --- | 5-5 |
| @ Phx | 7 | 33 | --- | 4-4 |
| @ TB | 8 | 30, 22 | 51wr, 40b | 2-3 |
| All | 6 | 21 | --- | 3-3 |
| @ Den | 10 | 37, 32, 44 | 41wl | 1-1 |
| @ Min | 7 | 40, 43 | 41wl | 1-1 |
| Det | 6 | 19 | 35wr | 3-3 |
| @ Wash | 9 | 29, 23, 46 | 46wl | 0-0 |
| @ Det | 3 | --- | 50wr | 3-3 |
| TB | 9 | 46, 43 | 42wl | 3-3 |
| KC | 4 | 24 | --- | 1-1 |
| Playoffs | | | | |
| NO | 10 | 19, 22, 21 | 36s | 1-1 |
| @ NYG | 3 | 33 | --- | 0-0 |

| 1988 | Pts | FG Made | Miss | PAT |
|-----------------|-----|---------|------------|-----|
| Mia | 4 | --- | 40wr, 44wl | 4-5 |
| @ Ind | 5 | 40 | 37wr | 2-2 |
| Min | 1 | --- | --- | 1-1 |
| @ GB | 6 | 35 | --- | 3-3 |
| Buf | 6 | 22 | --- | 3-3 |
| @ Det | 6 | --- | --- | 3-3 |
| Dal | 5 | 21 | 42wl | 2-2 |
| SF | 4 | 18 | --- | 1-1 |
| @ NE | 1 | --- | --- | 1-1 |
| TB | 4 | --- | --- | 4-4 |
| @ Wash | 10 | 32, 24 | --- | 4-4 |
| @ TB | 9 | 36, 43 | --- | 3-3 |
| GB | 2 | --- | --- | 2-2 |
| @ Rams | 3 | 39 | --- | 0-0 |
| Det | 7 | 35, 32 | --- | 1-1 |
| @ Min | 9 | 20, 45 | --- | 3-3 |
| Playoffs | | | | |
| Phil | 8 | 46, 27 | 51s, 33wr | 2-2 |
| SF | 3 | 25 | --- | 0-0 |

| 1991 | Pts | FG Made | Miss | PAT |
|-----------------|-----|---------|-----------|-----|
| Min | 4 | 22 | 27wl | 1-1 |
| @ TB | 3 | --- | --- | 3-3 |
| NYG | 8 | 46, 20 | --- | 2-2 |
| NYJ | 7 | 33, 44 | 45s | 1-1 |
| @ Buf | 8 | 28, 42 | --- | 2-2 |
| Wash | 1 | --- | --- | 1-1 |
| @ GB | 4 | 22 | 46wr | 1-1 |
| @ NO | 8 | 34, 48 | 51wr | 2-2 |
| Det | 8 | 21, 25 | 43wr | 2-2 |
| @ Min | 10 | 50, 41 | 35wr | 4-4 |
| @ Ind | 7 | 21 | --- | 4-4 |
| Mia | 7 | 32, 19 | 24wl, 50s | 1-1 |
| @ Det | 6 | 27, 22 | 37wr | --- |
| GB | 3 | --- | --- | 3-4 |
| TB | 3 | --- | 41s | 3-4 |
| @ SF | 2 | --- | --- | 2-2 |
| Playoffs | | | | |
| Dal | 7 | 19, 43 | --- | 1-1 |

| 1989 | Pts | FG Made | Miss | PAT |
|--------|-----|----------------|------------|-----|
| Cin | 5 | 29 | --- | 2-2 |
| Min | 8 | 40 | --- | 5-5 |
| @ Det | 17 | 21, 22, 25, 32 | --- | 5-5 |
| Phil | 4 | --- | --- | 3-4 |
| @ TB | 5 | --- | --- | 5-5 |
| Hou | 4 | --- | --- | 4-4 |
| @ Clev | 1 | --- | --- | 1-1 |
| Rams | 8 | 35, 46 | --- | 2-2 |
| @ GB | 7 | 25, 37 | --- | 1-1 |
| @ Pit | 8 | 39, 35 | --- | 2-2 |
| TB | 7 | 40 | --- | 4-4 |
| @ Wash | 2 | --- | --- | 2-2 |
| @ Min | 4 | 33 | 44b | 1-2 |
| Det | 5 | 22 | 43wr, 37wl | 2-2 |
| GB | 4 | --- | --- | 4-4 |
| @ SF | 0 | --- | 50wr | 0-0 |

| 1992 | Pts | FG Made | Miss | PAT |
|-------|-----|------------|------------|-----|
| Det | 9 | 34, 38 | 41wr | 3-3 |
| @ NO | 6 | 39, 30 | 37wl | --- |
| NYG | 2 | --- | --- | 2-2 |
| All | 11 | 20, 21 | --- | 5-5 |
| @ Min | 8 | 50, 37 | --- | 2-2 |
| TB | 7 | 26 | 55wr | 4-4 |
| @ GB | 12 | 18, 30, 21 | --- | 3-3 |
| Min | 4 | 28 | --- | 1-1 |
| Cin | 4 | --- | 47wl, 52s | 4-4 |
| @ TB | 5 | 27 | 45wr, 44wl | 2-2 |
| GB | 3 | 36 | --- | --- |
| @ Cle | 2 | --- | --- | 2-2 |
| @ Hou | 1 | --- | --- | 1-1 |
| Pit | 12 | 37, 26, 38 | --- | 3-3 |
| @ Det | 3 | 24 | --- | --- |
| @ Dal | 2 | --- | --- | 2-2 |



59

joe CAIN

Linebacker
Fifth Year
Oregon Tech
6'1", 233 lbs.
June 1, 1965
RFA-93

PRO CAREER: Signed offer sheet as restricted free agent (3/10/93)...Seattle decided not to match (3/16/93) and received Bears' eighth-round pick in '93 draft (204th overall).

1992 SEASON: Started final eight games at outside linebacker...Finished with 62 tackles, six special teams stops, and two interceptions...Career-high nine tackles vs. SD (12/27). **Games played-started:** 16-8

PREVIOUS SEASONS: 1991 — Saw action in all 16 games...First career interception vs. SF (12/8). 1990 — Played in all 16 games, starting five. 1989 — Signed by Seattle (3/3)...Spent first seven games on practice squad before being activated and playing in nine games. 1988 — Waived in Vikings final cutdown (8/30)...Drafted in eighth-round by Minnesota (210th overall).

COLLEGIATE, PERSONAL: Two-year letterman and two-time first-team all-Columbia Football League...Team MVP in '86 and '87 at Oregon Tech...Led team with 103 stops in 1987, registered 112 in 1986...Started at free safety for Stanford as freshman in 1983...Played in '84 before transferring in '85...Prepped at Compton High (CA)...Industrial management major who started and operated a silk screening business in Los Angeles prior to signing with Seattle...Given name Joseph Harrison Cain, Jr...Married (Tiffani), daughter (Ayana).

Cain's Pro Stats

| | Int-Yds | Tkls-Solo | Force Fum | Fum Rec | Pass Def | Sacks-Yds | G-GS |
|---------------|------------|---------------|-----------|----------|----------|------------|--------------|
| 1988 | | Did not play. | | | | | |
| 1989 Seattle | 0-0 | 10 | 0 | 0 | 0 | 0-0 | 9-0 |
| 1990 Seattle | 0-0 | 29 | 0 | 0 | 3 | 0-0 | 16-5 |
| 1991 Seattle | 1-5 | 14 | 0 | 0 | 1 | 0-0 | 16-0 |
| 1992 Seattle | 2-3 | 62-43 | 1 | 1 | 5 | 0-0 | 16-8 |
| Career | 3-8 | 115-43 | 1 | 1 | 9 | 0-0 | 57-13 |

Cain's Single Game Highs

Tackles: 9 vs. NYG (9/21/92)

Solo: 5 at Det (12/16/90)

Sacks: 2 at Den (11/18/90)

THE SUPER NINE

Heading into training camp, nine members of the Bears' 1985 Super Bowl XX team remain with the club. They are:

Mark Bortz

Shaun Gayle

William Perry

Kevin Butler

Steve McMichael

Tom Thayer

Richard Dent

Jim Morrissey

Keith Van Horne

CARRIER



20

Safety

Fourth Year

USC

6'1", 192 lbs.
Apr. 28, 1968
D1-90

mark CARRIER

PRO CAREER: Has not missed a game since joining club as sixth pick in 1990 draft (51 games)...Led NFL and set club record with 10 interceptions while starting every game as a rookie...His 12 takeaways (10 int, two FR) tied club mark for most in a season...Sixth Bear with three-interception game (at Wash, 12/9/90)...NFL Defensive Rookie of the Year in 1990...Pro Bowl after '90 and '91.

1992 SEASON: Tied for sixth on club with 89 stops...Recovered fumbles in back-to-back games at Min (10/4) and vs. TB (10/18)...Nine stops, including season-high seven solo tackles, at Det (12/20)...Top tackle game was 11 at Dallas in season finale...Six special teams tackles including one inside-the-20. **Games played-started:** 16-14

PREVIOUS SEASONS: 1991 — Voted to second Pro Bowl as starter (1991-92)...Started all 16 games for second straight season...Third on team in tackles (93 and passes defended (12)...11 tackles and game ball for special teams efforts vs. Giants (9/15), and 10 stops vs. Jets the next week (9/23)...Three passes defended and first interception of season vs. Mia (11/24)...Career-long 39-yard interception at Det (11/28)...First-team all-pro by *Sporting News* and *College & Pro Football Weekly*. **1990** — First Bears rookie since Wally Chambers (1974) to be voted to the Pro Bowl, and first defensive rookie to start all 16 games since Dan Hampton (1979)...Listed on every all-rookie team, and named NFL Defensive Rookie of the Year by Associated Press and *Football News*...Set club record with 10 interceptions breaking Roosevelt Taylor's 27-year mark of nine in 1963—which was also the last time a Bear led the league in interceptions...Broke rookie interception record of eight by Johnny Lujack in 1948...Third on club with 122 tackles...Three interceptions and nine tackles at Wash (12/9)...NFC Defensive Player of the Week for 11 tackles (six solo), two interceptions, forced fumble, and pass deflection at TB (11/4)...Interception in playoffs vs. NO (1/6/91) on game's last play...Career-high 13 tackles at Min (11/25)...Had 11 tackles vs. Min (9/23)...Forced two fumbles at GB (9/16) and at Raid (9/30)...Longest interception return was 14-yard effort at Phx (10/28)...Two three-game streaks with at least one interception...Drafted in first round (sixth overall).

COLLEGIATE, PERSONAL: Three-year starter who finished with 13 interceptions (13th in school history) and 336 tackles...Applied for draft after junior season...First-team all-America by *Sporting News*, *Football News*, AP, Kodak, Football Writers Association, and Walter Camp...Also made every all-Pac Ten team...Winner of Jim Thorpe Award, given annually to the premier defensive back in college football...Led conference and finished 11th in nation with seven interceptions—most for USC since Lott's eight in 1980...First-team all-America choice and consensus first-team all-Pac Ten in sophomore campaign...Jim Thorpe Award finalist...Second on team with 114 tackles...Second-team freshman all-America...Named nation's top freshman defensive back by *Sporting News*...Had 115 tackles and four interceptions...Pac Ten Player of the Week in victory over UCLA: seven tackles recovered fumble, deflected pass, and two

interceptions—returning one 29 yards to set up the game-winning score and having a 72-yard return called back by penalty...Collegiate-high 20 tackles against Notre Dame...Redshirt in 1986 after fracturing left foot...One of most highly recruited players in country when he graduated from Long Beach (CA) Poly High...High school all-American by *USA Today*, *Parade*, and *Adidas*...Three year starter at free safety, totaling 14 interceptions...Selected USC to stay close to his father (Willie) who lives in Long Beach and was paralyzed in a 1979 automobile accident...Football analyst for WGN-TV and WGN-radio...Honorary chairman of the Special Education District of Lake County...Works with Special Olympics...Completed BA degree in communications in spring of '91...Given name Mark Anthony Carrier...Single.

Carrier's Pro Stats

| | Int-Yds | Tkls-Solo | Force Fum | Fum Rec | Pass Def | Sacks | G-GS |
|---------------|--------------|----------------|-----------|----------|-----------|------------|--------------|
| 1990 | 10-39 | 122-55 | 5 | 2 | 20 | 0-0 | 16-16 |
| 1991 | 2-54 | 93-41 | 1 | 1 | 12 | 0-0 | 16-16 |
| 1992 | 0-0 | 89-43 | 1 | 2 | 10 | 0-0 | 16-14 |
| Career | 12-93 | 304-139 | 7 | 5 | 42 | 0-0 | 48-46 |

Playoffs

| | | | | | | | |
|---------------|------------|--------------|----------|----------|----------|------------|------------|
| 1990 | 1-0 | 19-6 | 0 | 0 | 1 | 0-0 | 2-2 |
| 1991 | 0-0 | 6-5 | 0 | 0 | 0 | 0-0 | 1-1 |
| Career | 1-0 | 25-11 | 0 | 0 | 1 | 0-0 | 3-3 |

Carrier's Single Game Highs

Tackles: 13 at Min (11/25/90)

Interceptions: 3 at Wash (12/9/90)

Solo: 7 at GB (9/16/90); vs. KC (12/29/90); at Det (12/20/92)

Long Int. Return: 39 at Det (11/28/91)

NFL MAN OF THE YEAR NOMINEES

This year Edge shaving cream is sponsoring the NFL's Man of the Year. The award is for playing excellence as well as off-the-field contributions. Previously sponsored by Travelers' insurance, the honor has twice been won by Bears: Dave Duerson in 1987 and Mike Singletary in 1990. A list of the Bears' nominees and the league winner since 1981:

| Year | Bears Nominees | NFL Winner |
|------|--|---------------------------------|
| 1981 | Walter Payton | Lynn Swann, Pittsburgh Steelers |
| 1982 | Roland Harper | Joe Theismann, Washington |
| 1983 | Jim Osborne | Rolf Bernirschke, San Diego |
| 1984 | Jim Covert, Les Frazier, Mike Singletary | Marty Lyons, NY Jets |
| 1985 | Jim Covert | Dwight Stephenson, Miami |
| 1986 | Matt Suhey | Reggie Williams, Cincinnati |
| 1987 | Dave Duerson | DUERSON |
| 1988 | Neal Anderson | Steve Largent, Seattle |
| 1989 | Ron Rivera | Warren Moon, Houston |
| 1990 | Mike Singletary | SINGLETARY |
| 1991 | Jay Hilgenberg | Anthony Muñoz, Cincinnati |
| 1992 | Richard Dent, Jim Harbaugh, Lemuel Stinson | John Elway, Denver |

CHRISTIAN / COOPER



44

Fullback
First Year
Northwestern
5'10", 225 lbs.
Nov. 14, 1968
FA-92

bob CHRISTIAN

PRO CAREER: Practice squad member who worked on scout team most of the season.

PRO SEASONS: 1992 — Joined Bears' practice squad after first game...Activated 12/18 and played on special teams in final two games at Det (12/20) and at Dal (12/27)...Had three tackles on kick and punt coverage. 1991 — Drafted in 11th round by Atlanta (310th overall); cut (8/21).

COLLEGIATE, PERSONAL: Northwestern's all-time leading rusher with 2,643 yards...Twice named Big Ten Offensive Player of the Week as senior...Led team in rushing and receiving...Third-best game in NU history with 42-220 vs. Wisconsin...Had 43 carries for 179 yards vs. NIU...Set school single season mark with 1,291 yards as junior...Seven 100-yard games...Had 43-188 vs. Illinois...Played in every game as sophomore finishing second in rushing (98-413) and receiving (22-294)...Broke jaw in fifth game of freshman season...Majored in electrical engineering...Active in FCA...Averaged 150-yards in career at McCluer High in Florissant, MO...Had 294-yard game as senior...Given name Robert Douglas Christian...Single.



96

Linebacker
Second Year
Nebraska
6'2", 215 lbs.
July 11, 1968
UFA-93

reggie COOPER

PRO CAREER: Signed as unrestricted free agent (3/15/93).

PRO SEASONS: 1992 — Waived in Cowboys cutdown to 47. 1991 — Waived in cutdown to 60 before rejoining practice squad...Spent first eight games on practice squad...Activated (10/31), and played in first pro game vs. Phx (11/3) recording two special teams tackles...Strained left quad next week at Hou (11/10) and went on IR...Reactivated (12/6), but did not play...Signed as undrafted free agent.

COLLEGIATE, PERSONAL: Two-time all-Big Eight at strong safety...Twice nominated for Jim Thorpe Award...Third in tackles in '91 behind first-round picks Bruce Pickens and Mike Croel...Set school mark for defensive backs with 187 tackles...Played in a bowl game every year...Became first Nebraska player to lead Big Eight in interceptions with four in 1989...Starter since sophomore season...Louisiana Defensive Player of the Year by leading Slidel High to state championship game...His #2 football uniform is retired by the school...Given name Reginald John Cooper...Single.



54

ron COX

Linebacker
Fourth Year
Fresno State
6'2", 235 lbs.
Feb. 27, 1968
D2-90

PRO CAREER: Had 56 tackles in 1992 after totaling 34 in first two seasons...Missed 15 games (13 regular season, two playoff) in initial two years due to knee injuries.

1992 SEASON: Made first pro start in Week 3 vs. NYG (9/21) finishing with career-high nine tackles... Forced fumble at Min (11/2)...Nine stops and only sack of season in starting role at TB (11/15)...Recovered fumble at Dal (12/27)...Three special teams tackles. **Games played-started:** 16-3

PREVIOUS SEASONS: 1991 — Played in six games after two IR stints with left knee injury...Sack and forced fumble at TB (9/8)...Injured knee vs. NYJ (9/23) and placed on IR (9/25) after arthroscopy...Activated (10/31) but inactive vs. Det (11/3)...Played in next two games before knee injury made him inactive vs. Mia (11/24)...Placed on IR for second time (11/27) for remainder of season...Arthroscopic surgery (12/4). **1990** — Injured right knee in rookie camp and had diagnostic arthroscopy (7/12). Unable to practice in training camp until 8/13...Saw action on special teams and in nickel situation...First pro sack at Raid (9/30)...Two sacks (17 yards) and four solos in game ball effort at Den (11/18)...Suffered concussion at Min (11/25), and was inactive vs. Det (12/2)...Season-high seven stops, five solo, at Det (12/16) despite spraining right knee and ankle making him inactive next two weeks of regular season...Missed first playoff game, but returned at NYG...Post-season surgery on right knee (2/6/91)...Drafted in second round (33rd overall).

COLLEGIATE, PERSONAL: School record 50 career sacks...Three-year starter who entered NFL as a junior...First-team all-Big West and league's Most Valuable Defensive Player in final season...Finalist for Butkus award for nation's top linebacker...Had 28 sacks for 167 yards and 104 stops and 40 tackles-for-loss totalling 225 yards in final year...Two interceptions, including 58-yarder for TD, in California Bowl...*Sporting News*' National Defensive Player of Week vs. Cal-Fullerton after seven sacks, 17 tackles and eight tackles-for-loss, two forced fumbles, and a pass deflection...First-team all-Big West selection and honorable mention all-America by *Sporting News* and AP as sophomore...Led team with 14.5 sacks and second with 78 tackles...Started every game at rover despite undergoing arthroscopic right knee surgery in August...Called top redshirt freshman linebacker in the country by *Sporting News*...7.5 sacks and 12 QB pressures...Prop 48 redshirt in 1986...Majored in agriculture...Three sport star at Washington Union High in Fresno...Given name Ron Eugene Cox...Married (Michelle)...Two daughters (Caitlin and Kelsey Irene).

Cox' Pro Stats

| | Int-Yds | Tkls-Solo | Force Fum | Fum Rec | Pass Def | Sacks | G-GS |
|---------------|------------|--------------|-----------|----------|----------|-------------|-------------|
| 1990 | 0-0 | 28-15 | 1 | 0 | 1 | 3-25 | 13-0 |
| 1991 | 0-0 | 6-5 | 1 | 0 | 0 | 1-1 | 6-0 |
| 1992 | 0-0 | 56-23 | 1 | 1 | 0 | 1-10 | 16-3 |
| Career | 0-0 | 90-43 | 3 | 1 | 1 | 5-36 | 35-3 |

Playoffs

| | | | | | | | |
|---------------|------------------------|------------|----------|----------|----------|------------|------------|
| 1990 | 0-0 | 6-2 | 0 | 0 | 0 | 1-7 | 1-0 |
| 1991 | Injured Reserve — knee | | | | | | |
| Career | 0-0 | 6-2 | 0 | 0 | 0 | 1-7 | 1-0 |

Cox' Single Game Highs

Tackles: 9 vs NYG (9/21/92); at TB (11/15/92); at Dal (12/27/92) Solo: 5 at Det (12/16/90)
Sacks: 2 at Den (11/18/90)

DAVIS



82

Wide Receiver
Sixth Year
LSU

5'11", 188 lbs.
Jan. 3, 1966
D1-88

wendell DAVIS

PRO CAREER: Ranks 11th in club history with 2,868 receiving yards, 12th with 195 receptions...Led team in receiving yards for the last three years, and receptions the last two...Became starter in 1990 after alternating in first two seasons...Longest streak on Bears with at least one catch in the last 21 games...Two career 100-yard games.

1992 SEASON: Tops on club with 54 catches and 734 yards...First rush since 1988 came in Week 3 vs. NYG (13 yards)...Had 11-yard TD catch and career-long 21-yard rush the following week vs. Atl (9/27)...Season-long 40-yarder at GB (10/25)...Season-high eight catches for 81 yards and one TD vs. Min (11/2) despite injured ankle...Missed practice all week and did not start vs. Cin (11/8), but had two catches as sub...Eight catches for 106 yards in loss vs. GB (11/22). **Games played-started:** 16-15

PREVIOUS SEASONS: **1991** — Led club with 61 receptions and 945 yards — both totals were the highest by a Bear in 21 years since Dick Gordon in 1970 (71 for 1,026)...Top game came in season finale at SF (12/23) with six catches for 136 yards...Following week had seven receptions for 79 yards in playoff game vs. Dal (12/29)...Game ball at TB (9/8) for three-catch, 70-yard performance including game-winning 43-yard TD catch...Career-long 75-yard reception for TD following week vs. NYG (9/15)...Career-high nine-receptions for 96 yards in overtime win over NYJ (9/23)...Back-to-back game ball awards vs. Det (11/3) with six catches for 98 yards and two TDs, and at Min (11/11) when entire offense was honored for 34-point output...Both catches vs. GB (12/8) were for TDs, 35- and 20-yards. **1990** — Led team with 14.7-yard reception average and 572 receiving yards despite missing two games and seeing limited action in another two...Turned all eight third-down catches into a first down...Game ball vs. Atl (11/11) with TD and 105 yards on five catches...Seven receptions at Wash (12/9) for 96 yards...Caught passes in 13 straight games before pulling hamstring vs. Min (9/23) which forced him inactive next two weeks...Saw action as sub the following two weeks, without a catch, before returning to starting lineup at TB (11/4)...Caught TD passes from Harbaugh (vs. Atl), Willis (at Det), and Tomczak (vs. TB)...Surgery on left shoulder (2/13/91). **1989** — Took over starting role in Week 10 after splitting time with Ron Morris and had season-high four catches in first start at Pit (11/12)...Caught first pro touchdown in Monday night game at Clev (10/23), 5-yard pass from Harbaugh late in game...Both receptions vs. TB (11/19) were in final four minutes of game for TDs, including 52-yarder...Caught eight third-down passes and converted all into firsts...Pulled hamstring in season opener vs. Cin (9/10) and was inactive following two weeks. **1988** — Split time with Dennis Gentry at wide receiver...Three catches for 36 yards at Ind (9/11), including 11-yard grab on key third down to continue game-winning touchdown drive...Two catches vs. TB (11/6), vs. GB (11/27) and vs. Det (12/11)...Returned three punts for 17 yards replacing an injured McKinnon at NE (10/30)...Drafted in first round (27th overall).

COLLEGIATE, PERSONAL: First-team all-America selection by *Sporting News*, *Kodak*, *Football News*, and *College and Pro Football Weekly* as senior...Caught 72 passes for 993 yards (13.8 avg.) and 11 TDs...Career totals of 183 catches for 2,708 yards broke Eric Martin's (1981-84) school records of 153 and 2,625...Top games as senior included eight catches for 102 yards vs. Florida; 11 for 128 vs. Georgia; and six for 133 including three TDs vs. Miss...Nine catches for 132 yards and three TDs as Offensive MVP in Gator Bowl win over South Carolina...First-team all-America and all-SEC as junior after 80 receptions for 1,244 yards (15.6 avg.) and 11 TDs...Set school's single game reception record vs. Miss. with 14 catches for 208 yards and TD in '86...All-conference receiver at Fair Park High in Shreveport, also played quarterback...Physical education major...Childhood hero was Drew Pearson...Hobbies include playing basketball and listening to music...Involved with Project SEEK, a charitable organization aimed at assisting youths in Shreveport, Louisiana...Given name Wendell Tyrone Davis...Married (Tricia)...Daughter (Sydney Pierce).

Davis' Pro Stats

| | Rec | Yds | Avg | Lg | TD | G-GS |
|---------------|------------|--------------|-------------|-----------|-----------|--------------|
| 1988 | 15 | 220 | 14.7 | 36 | 0 | 16-1 |
| 1989 | 26 | 397 | 15.3 | 52 | 3 | 14-7 |
| 1990 | 39 | 572 | 14.7 | 51 | 3 | 14-12 |
| 1991 | 61 | 945 | 15.5 | 75 | 6 | 16-16 |
| 1992 | 54 | 734 | 13.6 | 40 | 2 | 16-15 |
| Career | 195 | 2,868 | 14.7 | 75 | 14 | 76-51 |

Also: 1 rush for 3 yards and 3 punt returns for 17 yards in 1988; Rushed four times for 42 yards (21-yard long) in 1992.

Playoffs

| | | | | | | |
|---------------|-----------|------------|-------------|-----------|----------|------------|
| 1988 | 1 | 11 | 11.0 | 11 | 0 | 2-0 |
| 1990 | 4 | 89 | 22.3 | 37 | 0 | 2-2 |
| 1991 | 7 | 79 | 11.2 | 17 | 0 | 1-1 |
| Career | 12 | 179 | 14.9 | 37 | 0 | 5-3 |

Davis' Single Game Highs

Receptions: 9 vs. NYJ (9/23/91)*

Long: 75 vs. NYG (9/15/91)

Yards: 136 at SF (12/23/91)

TDs: 2 (three times) Last: vs. GB (12/8/91)

*overtime

| 1991 | W/L | OPP | REC | YDS | LG | TD | 1992 | W/L | OPP | REC | YDS | LG | TD |
|-----------------|-----|-------|-----|-----|----|----|-------|-----|--------|-----|-----|----|----|
| 9/1 | W | Min | 3 | 32 | 13 | 0 | 9/6 | W | Det | 4 | 66 | 28 | 0 |
| 9/8 | W | @ TB | 3 | 70 | 43 | 1 | 9/13 | L | @ NO | 6 | 66 | 20 | 0 |
| 9/15 | W | NYG | 2 | 88 | 75 | 1 | 9/21 | L | NYG | 4 | 35 | 11 | 0 |
| 9/23 | W | NYJ | 9 | 96 | 22 | 0 | 9/27 | W | Atl | 1 | 11 | 11 | 1 |
| 9/29 | L | @ Buf | 6 | 65 | 14 | 0 | 10/4 | L | @ Min | 3 | 46 | 19 | 0 |
| 10/6 | L | Wash | 3 | 29 | 13 | 0 | 10/18 | W | TB | 1 | 14 | 14 | 0 |
| 10/17 | W | @ GB | 0 | 0 | 0 | 0 | 10/25 | W | @ GB | 3 | 60 | 40 | 0 |
| 10/27 | W | @ NNO | 1 | 27 | 27 | 0 | 11/2 | L | Min | 8 | 81 | 17 | 1 |
| 11/3 | W | Det | 6 | 98 | 29 | 2 | 11/8 | L | Cin | 2 | 30 | 17 | 0 |
| 11/11 | W | @ Min | 3 | 31 | 12 | 0 | 11/15 | L | @ TB | 4 | 88 | 35 | 0 |
| 11/17 | W | @ Ind | 3 | 50 | 24 | 0 | 11/22 | L | GB | 8 | 106 | 30 | 0 |
| 11/24 | L | Mia | 7 | 75 | 15 | 0 | 11/29 | L | @ Clev | 2 | 26 | 17 | 0 |
| 11/28 | L | @ Det | 6 | 81 | 26 | 0 | 12/7 | L | @ Hou | 2 | 21 | 15 | 0 |
| 12/8 | W | GB | 2 | 55 | 35 | 2 | 12/13 | W | Pit | 3 | 41 | 16 | 0 |
| 12/14 | W | TB | 1 | 12 | 12 | 0 | 12/20 | L | @ Det | 2 | 30 | 23 | 0 |
| 12/23 | L | @ SF | 6 | 136 | 42 | 0 | 12/27 | L | @ Dal | 1 | 13 | 13 | 0 |
| PLAYOFFS | | | | | | | | | | | | | |
| 12/29 | L | Dal | 7 | 79 | 17 | 0 | | | | | | | |

DENT



95

Defensive End
Eleventh Year
Tennessee State
6'5", 265 lbs.
Dec. 13, 1960
D8-83

richard DENT

PRO CAREER: Bears' all-time sack leader with 112...Third among active sackers in NFL to Lawrence Taylor (126.5) and Reggie White (124.0)...Set club's season sack record with 17.5 in '85...10.5 playoff sacks is best in NFL history...Seven interceptions as defensive lineman...Has forced 33 fumbles, recovered 13, and scored two touchdowns...Bears' sack leader in seven of last nine seasons...Starter at right end since Week 6 of 1984...Pro Bowl selection after '84, '85, and '90.

1992 SEASON: Tops on club with six forced fumbles...Second among linemen with 82 stops...Seven tackles, five solo, sack, and pass defended in MNF loss to Giants (9/21)...Was not credited with a tackle the following week, first time since 11/17/85...Game ball at GB for six tackles and seven-yard sack...Season-high 10 stops and 11-yard sack vs. Cin (11/8)...Eight tackles, two forced fumbles, and one-and-a-half sack for 14 yards on MNF at Hou (12/7)...One sack in four straight games (10/18-11/8). **Games played-started:** 16-16

PREVIOUS SEASONS: 1991 — Led team with 10.5 sacks, second on team with 52 solo tackles and second among linemen with 83 tackles...NFC Defensive Player of the Week at TB (12/24) after four tackles, three sacks for 17 yards, one pass defended and one interception for four-yards...Two-and-a-half sacks for 17 yards in first meeting at TB (9/8)...Two-sack performance at Ind (11/28)...Season-high 10 tackles and career-high seven solo stops on Thanksgiving Day loss at Det (11/28)...Nine tackles, (five solo), one forced fumble, and pass defended in playoff loss to Dallas (12/29). **1990** — First-team all-NFC by UPI, *Football News*, and *Pro Football Weekly*...Two-time NFC Defensive Player of the Week: vs. Min (9/23) for five tackles, two passes defended, one sack, and one interception; and vs. Atl (11/11) for 10 tackles, two sacks, two passes defended, and one fumble recovery...Six game balls: vs. Sea (9/9), at GB (9/26), vs. Min, vs. GB (10/7), vs. Atl, vs. Det...Returned fumble 45-yards for score (second pro TD) and grabbed interception at Det (12/16)...Led team in sacks (12) and fumble recoveries (3); third on club in interceptions (3) and passes defended (13)...Led defensive linemen with 81 tackles and 43 solo stops. **1989** — Surpassed Jim Osborne in season finale at SF (12/24) as Bears' all-time sack leader with takedown of Joe Montana...Game ball for three-sack performance vs. Phil (10/2)...Bruised thigh vs. Hou (10/15) missing second-half and following game at Clev (10/23)...Returned with eight tackles, six solo, sack, and fumble recovery vs. Rams (10/29) earning second game ball...Two nine-tackle games: at Min (12/3) and two weeks later vs. GB (12/17). **1988** — Enjoyed all-pro season before fracturing left fibula in third quarter vs. GB (11/27)...Placed on injured reserve (12/2) for remainder of year...Still finished second on club with 10.5 sacks and led Bears with three forced fumbles...Two-sacks vs. Bills (10/2), SF (10/24), and Wash (11/13)...Career-high 12 tackles at NE (10/30). **1987** — Second in NFL with 12.5 sacks...Had 4.5 sacks for 27 yards in season finale at LA Raiders (12/27)—most by any NFL player in an '87 game...Led team with four forced fumbles...Started all 12 games at right end...Earned game ball after registering two sacks vs. Det (11/22)...Two sacks and two forced

fumbles at TB (10/25). **1986** — Started 14 games...Played but didn't start vs. Eagles (9/14) and missed game vs. Min (10/5) with sore back...Three game balls: at GB (9/22) with four tackles, two sacks, and forced fumble; at TB (11/9) with seven tackles, two sacks, and forced fumble; vs. GB (11/23) with five tackles, two deflected passes and two sacks...Two sacks at Dal (12/21)...7.5 of his sacks came in last seven games of season. **1985** — Led NFL with 17 sacks while earning AP and PFWA first-team all-NFL honors, all-NFC by UPI, *Football News*...Named MVP of Super Bowl XX after 1.5 sacks, two forced fumbles and three tackles...Had 4.5 sacks and nine tackles in playoff wins over Giants and Rams...One-yard TD interception return at Dal (11/17)...Selected to Pro Bowl. **1984** — Started final 10 games of '84 and finished as NFC sack leader with 17.5...Three sacks in first Pro Bowl appearance...NFC Defensive Player of the Week following 4.5 sacks for 31 yards, seven tackles, and fumble recovery vs. Raiders (11/4)...His 17.5 sacks still stands as club record for season...UPI all-NFC, second-team AP all-NFL...Three sacks in playoff win at Wash (12/30). **1983** — First pro start vs. Phil (11/13) and contributed five tackles...Game ball vs. SF (11/27) after two tackles and sack as reserve...Drafted in eighth round (203rd overall).

COLLEGIATE, PERSONAL: Set Tennessee State record with 39 career sacks...Finished with 158 tackles (72 solo) and six fumble recoveries...Weighed just 235 as senior, but Bears' VP Personnel Bill Tobin regarded him as "best pure pass rusher" in '83 crop...Underwent dental work after being drafted which improved eating habits and ultimately helped him gain weight...All-state at Atlanta's Murphy High...Hobbies include racquetball, tennis, swimming, horseback riding...Along with wife, led drive to raise money for heart operation for Baby Quinn...Commercial arts major...Founder of the Mary and Richard Dent Foundation which assists homeless families in finding permanent housing...Given name is Richard Lamar Dent...Wife (Leslie) and daughters (Mary Francis and Sarah).

Dent's Pro Stats

| | Int-Yds | Tkls-Solo | Force Fum | Fum Rec | Pass Def | Sack-Yds | G-GS |
|---------------|-------------|----------------|-----------|-----------|-----------|------------------|----------------|
| 1983 | 0-0 | 12-9 | 1 | 0 | 0 | 3-28 | 16-3 |
| 1984 | 0-0 | 39-31 | 4 | 1 | 1 | 17.5-140.5 | 16-10 |
| 1985 | 2-10 | 38-33 | 7 | 2 | 8 | 17-133.5 | 16-16 |
| 1986 | 0-0 | 75-30 | 4 | 0 | 5 | 11.5-87 | 15-14 |
| 1987 | 0-0 | 34-18 | 4 | 2 | 3 | 12.5-94 | 12-12 |
| 1988 | 0-0 | 61-31 | 3 | 1 | 2 | 10.5-90 | 13-13 |
| 1989 | 1-30 | 70-37 | 2 | 2 | 5 | 9-64 | 15-15 |
| 1990 | 3-21 | 81-43 | 2 | 3 | 13 | 12-101 | 16-16 |
| 1991 | 1-4 | 84-50 | 0 | 1 | 7 | 10.5-72 | 16-16 |
| 1992 | 0-0 | 82-46 | 6 | 1 | 3 | 8.5-73.5 | 16-16 |
| Career | 7-65 | 576-328 | 33 | 13 | 47 | 112-883.5 | 151-131 |

Also: Blocked kick in 1983.

Playoffs

| | | | | | | | |
|---------------|------------------------------|--------------|----------|----------|----------|----------------|--------------|
| 1984 | 0-0 | 7-4 | 0 | 0 | 2 | 3-23 | 2-2 |
| 1985 | 0-0 | 12-10 | 0 | 4 | 2 | 6-61 | 3-3 |
| 1986 | 0-0 | 3-2 | 0 | 0 | 0 | 5-4 | 1-1 |
| 1987 | 0-0 | 2-0 | 0 | 0 | 0 | 1-7 | 1-1 |
| 1988 | Injured Reserve — broken leg | | | | | | |
| 1990 | 0-0 | 11-5 | 0 | 0 | 1 | 0-0 | 2-2 |
| 1991 | 0-0 | 9-5 | 1 | 0 | 1 | 0-0 | 1-1 |
| Career | 0-0 | 44-26 | 1 | 4 | 6 | 10.5-95 | 10-10 |

Dent's Single Game Highs

Tackles: 12 at NE (10/30/88) Sacks: 4.5 vs. Raiders (11/4/84);
 Solos: 7 vs. Raiders (11/4/84); at Det (11/28/91) at Raiders (12/27/87)
 Passes Defended: 3 vs. Det (12/2/90)

DOUGLASS



37

*Defensive Back
Seventh Year
Kentucky
5'11", 202 lbs.
Feb. 12, 1964
D8-86*

maurice DOUGLASS

PRO CAREER: Versatile defensive back who has started at every position in secondary...Valuable special teamer...Started 11 games since joining club in 1986.

1992 SEASON: Led club with 19 special teams tackles including six inside the opponent 20-yard line...Broke thigh of Floyd Turner while making diving tackle on punt coverage at NO (9/13) and injured Mel Gray's knee at Det (12/20)...Forced fumble vs. Pit (12/13)...Three special teams stops and a deflected punt vs. Cin (11/8)...Played on defense in six games made three solo tackles...Saw most action on defense at Min (11/2). **Games played-started:** 16-0

PREVIOUS SEASONS: **1991** — Recovered fumbles on special teams in both games against Det...Finished second on club with 16 special teams tackles...Four tackles and pass defended at GB (10/17)...Three solo defensive tackles vs. TB (12/14). **1990** — Played mainly on special teams before injuring ankle vs. GB (10/7)...Inactive vs. Rams (10/14)...Placed on IR (10/23)...Activated (11/24) and saw action in final six regular season games and both playoff contests in passing situations and on special teams. **1989** — Played in 10 games, including one start, before injuring shoulder/neck in Week 13 and going on IR for remainder of season...Missed first three games of season because of substance abuse suspension...Game ball at Pit (11/12) for two solo tackles, fumble recovery, fumble caused, pass defended, and interception...Started at Min (12/3) for injured Duerson and turned in season-high 10 tackles. **1988** — Started nine games (eight at free safety and one at strong safety)...First three starts were for injured Gayle and Duerson before earning FS spot for final six weeks of regular season plus playoffs...Did not play at Det (10/9) after injuring right knee the previous week vs. Bills (10/2)...Second among DBs with 76 tackles and two fum. rec., third with 11 passes defended...Best outing was at TB (11/20) with 11 tackles, fumble recovery, and 29-yard interception return...Involved in 11 tackles at LA Rams (12/5) and 10 stops vs. Cowboys (10/16)...Key interception and 47-yard return sealed win over Eagles in playoffs (12/31). **1987** — Reserve/special teams role in first six games before playing nickel back for next five games...Made first pro start at left cornerback in season finale at LA Raiders (12/27) making five tackles and an interception...Started at cornerback in playoff game vs. Redskins (1/10/88). **1986** — Rejoined the team on 11/25 after being waived in final cutdown (9/1)...Played in final four games of season plus playoff game...Three solos vs. TB (12/7) as safety...Drafted in eighth round (222nd overall).

COLLEGIATE, PERSONAL: Started all 11 games as senior...Second with three interceptions...Starter from third game of junior season...Transferred from Coffeyville Community College (KS) where he was first-team all-America and member of national championship team...Attended Dayton's Trotwood Madison High...Enjoys basketball, bowling, movies, and fast cars...Given name Maurice Gerrard Douglass...Single.

Douglass' Pro Stats

| | Int-Yds | Tkls-Solo | Force Fum | Fum Rec | Pass Def | Sack-Yds | G-GS |
|---------------|-------------|---------------|-----------|----------|-----------|------------|--------------|
| 1986 | 0-0 | 4-0 | 0 | 0 | 0 | 0-0 | 4-0 |
| 1987 | 2-0 | 13-10 | 0 | 0 | 3 | 0-0 | 12-1 |
| 1988 | 1-35 | 76-43 | 0 | 2 | 11 | 0-0 | 15-9 |
| 1989 | 1-0 | 23-12 | 0 | 0 | 3 | 0-0 | 10-1 |
| 1990 | 0-0 | 1-1 | 0 | 0 | 0 | 0-0 | 11-0 |
| 1991 | 0-0 | 17-8 | 0 | 0 | 2 | 0-0 | 16-0 |
| 1992 | 0-0 | 3-3 | 0 | 0 | 0 | 0-0 | 16-0 |
| Career | 4-35 | 137-77 | 0 | 2 | 19 | 0-0 | 84-11 |

Playoffs

| | | | | | | | |
|---------------|-------------|------------|----------|----------|----------|------------|------------|
| 1986 | 0-0 | 0-0 | 0 | 0 | 0 | 0-0 | 1-0 |
| 1987 | 0-0 | 2-1 | 0 | 0 | 0 | 0-0 | 1-1 |
| 1988 | 1-47 | 7-1 | 0 | 0 | 2 | 0-0 | 2-2 |
| 1990 | 0-0 | 0-0 | 0 | 0 | 0 | 0-0 | 2-0 |
| 1991 | 0-0 | 0-0 | 0 | 0 | 0 | 0-0 | 1-0 |
| Career | 1-47 | 9-2 | 0 | 0 | 2 | 0-0 | 7-3 |

Douglass' Single Game Highs

Tackles: 11 at TB (11/20/88); at Rams (12/5/88) Solos: 8 at Rams (12/5/88)

Deflections: 3 at Rams (12/5/88)

SPECIAL TEAMS

Accomplishments of the Bears 1992 special teams:

- Handled the ball 236 times without a turnover
- Had 4 takeaways; no giveaways
- 42.9 punting average was best by a Bear in 25 years
- Blocked / deflected two punts and two field goals
- Did not allow a blocked / deflected punt, field goal, or extra point
- Did not allow a fake punt or field goal
- Did not have a mishandled field goal, extra point, or punt (139 snaps)
- 97-yard kickoff return was longest by a Bear in seven seasons
- Kicked the opponent inside the 15-yard line in 14 of 16 games.

FINAL SPECIAL TEAMS TACKLES

| | Tackles | In-20 | Other | | Tackles | In-20 | Other |
|-------------|---------|-------|------------|-----------|---------|-------|-------|
| Douglass | 19 | 6 | 1 FF, 1 PD | Butler | 2 | | |
| Jones | 10 | 1 | | Roper | 2 | | |
| Green | 9 | | 1 BPR | Morrissey | 2 | | |
| Tate | 6 | 1 | | Lewis | 2 | | |
| Wright | 6 | | | Spellman | 1 | | |
| Carrier | 6 | 1 | | Mangum | 1 | 1 | |
| Kozlowski | 4 | 2 | | Gardocki | 1 | | 1 FR |
| Rivera | 4 | 1 | 1 FF, 2 FR | Fain | 1 | | |
| Rodenhauser | 4 | | | Paul | 1 | | |
| Blackwell | 3 | | 1 FF | Schwantz | 1 | | |
| Cox | 3 | 1 | | | | | |
| Gentry | 3 | | | | | | |
| Stinson | 3 | | 1 BP | | | | |
| Wagner | 3 | 2 | | | | | |
| Christian | 3 | | | | | | |

Key: FF = Forced fumble PD = Punt deflected
 FR = Fumble recovered BP = Blocked punt
 BPR = Blocked punt recovery



24

Cornerback
Third Year
Florida

5'10", 180 lbs.
Feb. 29, 1968
PB-92

richard FAIN

PRO CAREER: Plan B acquisition who started six games at cornerback in 1992...Played in 10 games during rookie season for Bengals and Cardinals, including two starts.

1992 SEASON: Started six of final seven games...Tied for third with 10 passes defended...Contributed career-high seven tackles NYG (9/21) and vs. Pit (12/13)...Forced fumble vs. Atl (9/27)...Made first Bears start at TB (11/15)...Did not start at Clev (11/29), but started final four games...One special teams tackle...One of two Plan B free agents to make Bears (Rodenhauser). **Games played-started:** 16-6

PREVIOUS SEASONS: 1991 — Member of developmental squad before being activated in Week 4...Made first start on Monday night at Buf (10/21), intercepting Jim Kelly...Started following game at Hou...Participated on special teams contributing three tackles...Signed by Phoenix for final three weeks, seeing action in two games on special teams...Drafted in sixth round by Cincinnati (157th overall).

COLLEGIATE, PERSONAL: Finished career with 10 interceptions — tenth in Florida school history...Started every game final two seasons...Honorable mention all-American by *Football News*...Had 27 tackles two interceptions, eight passes defended, and blocked a punt which he recovered in the endzone for the game-winning TD over Alabama as senior...Season-high four interceptions as junior and blocked additional nine passes...SEC Defensive Player of the Week as a sophomore vs. LSU by making nine tackles and intercepting two passes, returning one 36 yards and another 32 yards for a score...Played quarterback at North Fort Myers High School, rushing for 201 yards and 10 TDs...Had high school uniform number retired this past off-season...Born on Leap Year Day (Feb. 29, 1968)...Given name Richard Alexander Fain...Single.

Fain's Pro Stats

| | No-Yds | Tkls-Solo | Force Fum | Fum Rec | Pass Def | Sack-Yds | G-GS |
|----------------|------------|--------------|-----------|----------|-----------|------------|-------------|
| 1991 Cin / Phx | 1-1 | 8-2 | 0 | 0 | 0 | 0-0 | 8-2 |
| 1992 Bears | 0-0 | 48-31 | 1 | 0 | 10 | 0-0 | 16-6 |
| Career | 1-1 | 56-33 | 1 | 0 | 10 | 0-0 | 24-8 |

No playoff experience

Fain's Single Game Highs

Tackles: 5 vs. NYG (9/21/92); vs. Pit (12/13/92) Solos: 5 vs. Pit (12/13/92)
Deflections: 2 at NO (9/13/92); at Min (11/2/92); vs. Pit (12/13/92)



67

Center
Fifth Year
Texas A & M
6'3" , 287 lbs.
Nov. 21, 1966
D3-89

jerry FONTENOT

PRO CAREER: Started two games at center (1990) and seven at left guard (1991) before becoming full-time center in 1992...Handled all long snapping duties in 1990, but only punt snapped in 1991...Has not missed a game in four-year Bear career.

1992 SEASON: Started all 16 games at center and turned in excellent season in first year as starter...Was back-up long-snapper. **Games played-started:** 16-16

PREVIOUS SEASONS: **1991** — Handled all punt snapping duties during season...Made first career start at left guard at TB (9/8) for injured Bortz (had started twice at center in 1990)...Played three quarters at left guard when Bortz pulled an abdominal muscle at Min (11/11)...Started at left guard the remainder of season (six games)...Alternated with Bortz in playoff game vs. Dal (12/29). **1990** — Made first pro start at Phoenix (10/28) and was part of offensive line named NFC Offensive Player of the Week as club rushed for season-high 223 yards. Started at center when Hilgenberg suffered the flu the night before the game...Started for Hilgenberg (ankle) in season finale vs. KC (12/29)...Handled all long snapping duties: punts, field goals, and extra points. **1989** — Saw action in all 16 games—mostly on special teams as punt snapper...Played entire second half at Pit (11/12) when Hilgenberg left game with injury...Recovered fumble on special teams vs. Det (12/10)...Drafted in third round (65th overall).

COLLEGIATE, PERSONAL: First-team all-Southwest Conference at guard as senior...Played every position on offensive line...Earned first-team all-SWC honors by *Dallas Times Herald* and second-team choice from the *Houston Post* and *Houston Chronicle* in junior season...Helped pave way for offense which ranked 19th in country in rushing as junior...Had fine performance in 35-10 defeat of Notre Dame in Cotton Bowl...UPI first-team all-SWC pick as sophomore...Played reserve role at center, guard, and tackle as freshman...Redshirted in 1984...Standout performer at Lafayette (LA) High School as guard and center...Finished second in discus throw at the state finals as junior...Sociology major...Hobbies include skiing, hunting, fishing, and scuba diving...Given name Jerry Paul Fontenot...Married (Stephanie).

Fontenot's Pro Stats

Games-Starts: 64-25 — 1989 (16-0); 1990 (16-2); 1991 (16-7); 1992 (16-16)

Playoffs: 3-0 — 1990 (2-0); 1991 (1-0)

FURRER



2

will FURRER

Quarterback
Second Year
Virginia Tech
6'3" , 209 lbs.
Feb. 5, 1968
D4-92

PRO CAREER: First left handed Bear quarterback since Bobby Douglass (1969-75)...Saw limited action in rookie season.

1992 SEASON: Spent first 11 games as inactive "third quarterback"...Entered game in final minute at Clev (11/29) throwing two incompletions and getting sacked twice...Active, but did not play, following week at Hou (12/7)...Started and played entire game in season finale at Dal (12/27) completing nine of 23 for 89 yards and three interceptions...Won roster spot in pre-season leading Bears to TDs in first two appearances (vs. NO and at Phx) completing 15 of 27 for 200 yards and two TDs...Drafted in fourth round (107th overall). **Games played-started:** 2-1

COLLEGIATE, PERSONAL: Holds Virginia Tech records with 494 completions, 920 attempts, and 43 TDs, eclipsing Don Strock's (1970-72) marks...Finished 94 yards behind Strock in passing yards...One of seven finalists for the Johnny Unitas Golden Arm Award, given to the top senior passer in country...Completed 57.6% of passes for 1,820 yards and 15 TDs as senior despite missing two games due to right knee injury...In junior campaign had third best passing season in Hokie history: 173 of 296 for 2,122 yards...19 TDs broke Strock's single season mark and 58.4% also set school mark...Led team to victories over three bowl-bound teams to end regular season...Tore ligament in right knee in fourth game as sophomore and was lost for season...Started 10 games, in rookie season completing 45.9% of passes for 1,384 yards and six TDs...Season-high 292 yards on 17 of 40 passing and one TD vs. Virginia...Redshirted in 1987...Missed following spring practice with separated left shoulder...Attended Fork Union Military Academy in Virginia (same school as Don Majkowski, and Mike Quick) in 1986 after graduating from Pullman High (WA)...Played behind Timm Rosenbach (Cardinals) at Pullman...Lettered twice at Pullman and led league in total offense...All-league MVP in basketball...Part-time QB at Fork Union with best outings vs. VMI and Virginia Tech junior varsity teams...Father is former team physician at Washington State...Given name Will Mason Furrer...Married (Kelli).

Furrer's Pro Stats

| | Passing | | | | Lg | TD | Int | Rating | Rushing | | | | G-GS | |
|--------|---------|-----|-----|------|----|----|-----|--------|---------|-----|-----|----|------|-----|
| | Att | Cmp | Yds | Pct | | | | | No | Yds | Avg | Lg | | TD |
| 1992 | 25 | 9 | 89 | 36.0 | 16 | 0 | 3 | 7.3 | 0 | 0 | 0 | 0 | 0 | 2-1 |
| Career | 25 | 9 | 89 | 36.0 | 16 | 0 | 3 | 7.3 | 0 | 0 | 0 | 0 | 0 | 2-1 |

Furrer's Single Game Highs

Attempts: 23 at Dal (12/27/92)
Completions: 9 at Dal (12/27/92)
Yards: 89 at Dal (12/27/92)

Interceptions: 3 at Dal (12/27/92)
Long: 16 at Dal (12/27/92)



17

Punter
Third Year
Clemson
6'1", 196 lbs.
Feb. 7, 1970
D3-91

chris GARDOCKI

PRO CAREER: Third junior drafted by Bears (Carrier and Cox in 1990)...Second in Bears history with 42.9 career gross average (among punters with 75 kicks)...Best average by a Bear in 25 years...Spent first 12 weeks of rookie season on IR before taking over kickoff duties when Butler injured hip muscle.

1992 SEASON: Punted 79 times for 42.9 gross average, best since Bobby Joe Green's 42.9 in 1967...Placed 19 kicks inside-the-20...Had just one touchback in 43 punts on the road...Booted two touchbacks and two in-20 in first pro game as punter...Three of six punts in-20 at NO (9/13) and at Det (12/20)...Career-long 61-yarder vs. Atl (9/27)...Game ball vs. TB (10/18) averaging 45.5 on four punts...Season-highs at Dal (12/27) with seven punts for 306 yards and two TBs...Completed one of three passes on fake punts, connecting with Mark Green for 43 yards at GB (10/25). **Games played:** 16

PREVIOUS SEASONS: 1991 — Handled kickoffs for final four regular season games and playoff contest after being activated (11/28)...Kicked off 20 times (including playoffs) placing three in the endzone and two touchbacks...Injured groin in pre-season...Punted 10 times (39.2 gross avg.) and made two of four field goals in pre-season...Made 47-man roster, but was immediately placed on IR (8/27)...Drafted in third round (78th overall).

COLLEGIATE, PERSONAL: Three-year Tigers' punter and place kicker...Second in school history with 261 points (Obed Ariri had 288 from 1977-80)...Tied Ariri with 63 career FGs...Never missed an extra point in 72 attempts...First-team all-ACC as junior...96 points led team (fourth best in school history)...Third in country in FG accuracy (79.2)...Averaged 43.4 yards punting with 15 50-yarders...Connected on 16 of 17 FGs inside 48 yards—lone miss was blocked...School record with 22 of 66 kickoffs resulting in touchbacks...57-yard FG vs. Appalachian State tied school and conference record...First-team all-ACC as punter and kicker as sophomore...Led ACC with 48 punts (43.0 avg), 15 in-20 and seven over 50-yards...Scored 107 points to set Tiger season record (22-29 FGs, 41-41 PATs)...Nine of 32 kickoffs were touchbacks...Honorable mention all-American as freshman ...Second-team all-ACC...Set school mark with 32 FGA...Eight 50-yarders in 45 punts...First-team all-American by *Parade*...Attended Redan High in Stone Mountain, GA—same as Kevin Butler...Accounted for 173 of team's 283 points as senior...Played quarterback (40-87-75, 12 TDs passing, four rushing)...Kicked seven 40-yard FGs; five 50-yarders including state-record 59-yarder...Scored 18 goals in soccer as junior...Majored in Recreation and Tourism...Continues to work towards degree in off-season...Given name Chris Allen Gardocki...Along with wife Sally, created *NFL Trivia Blitz*, a football trivia game.

Gardocki's Pro Stats

| | No | Yds | Avg | TB | In 20 | Lg | Blk | Net Avg | G |
|---------------|-----------|--------------|-------------|----------|-----------|-----------|----------|-------------|-----------|
| 1991 | 0 | 0 | 0.0 | 0 | 0 | 0 | 0 | 0.0 | 4 |
| 1992 | 79 | 3,393 | 42.9 | 9 | 19 | 61 | 0 | 36.2 | 16 |
| Career | 79 | 3,393 | 42.9 | 9 | 19 | 61 | 0 | 36.2 | 23 |

Also: Three pass attempts, one completion for 43 yards in 1992.

Kickoffs-Touchbacks: 70-12 — 1991 (16-2); 1992 (54-10)

Games played: 20 — 1991 (4); 1992 (16)

Gardocki's break down on next page

GAYLE

| | G | Punts | Gardocki Breakdown | | | | Lg |
|---------|----|-------|--------------------|------|----|------|----|
| | | | Yds | Avg | TB | In20 | |
| Home | 8 | 36 | 1,546 | 42.9 | 8 | 6 | 61 |
| Road | 8 | 43 | 1,847 | 43.0 | 1 | 13 | 56 |
| Outdoor | 12 | 59 | 2,517 | 42.7 | 8 | 11 | 61 |
| Dome | 4 | 20 | 876 | 43.8 | 1 | 8 | 53 |

Playoffs
Kickoffs-Touchbacks: 4-0 — 1991 (4-0)

Gardocki's Single Game Highs
 Longest: 61 yards vs. Atl (9/27/92) Most: 7 at Dal (12/27/92)
 Avg: 47.2 yards at Det (12/20/92) Yards: 306 at Det (12/20/92)
 In-20: 3 at NO (9/13/92); at Det (12/20/92)



23

Safety
 Tenth Year
 Ohio State
 5'11", 202 lbs.
 Mar. 8, 1962
 D10-84

shaun GAYLE

PRO CAREER: Earned starting free safety position in 1988, but moved to strong safety in 1990 when Bears drafted Mark Carrier...Four career blocked kicks...Has played every position in secondary...Pro Bowl after '91 season.

1992 SEASON: Started all 11 games after returning from IR...Led team with three fumbles recovered and third with 100 tackles and 52 solo stops...Six double-digit tackle games...Earned game ball at TB (10/18) in first game back: nine tackles, eight solo, two passes defended, and a nine-yard interception return... Recorded 13 tackles vs. GB (11/22) and at Hou (12/7)...Career-long 30-yard interception return vs. Pit (12/13)...Season-high 14 tackles in season finale at Dal (12/27)...Suffered hip and knee injuries in training camp and opened season on IR...Missed first five games...Off-season surgery on right knee and left tibia (1/13/93). **Games played-started: 11-11**

PREVIOUS SEASONS: 1991 — Made first appearance in Pro Bowl as alternate replacing Cardinals' Tim McDonald...Missed most of pre-season with stress fracture in left shin. Placed on IR to open season...Activated (9/25) and played in nickel situations for three games before starting at NO (10/27) for injured Markus Paul...Responded with game ball performance: eight tackles, five solos, and one 11-yard interception...Nine-tackle game at Min (11/11) and vs. Mia (11/24)...Started final nine regular season games and post-season contest vs. Dal (12/29). **1990 —** Pro Bowl as alternate...Started all 16 regular season games for first time and set career-highs in tackles (125), solos (75), forced fumbles (4), and passes defended (13)...Led club in solo stops and second in tackles...Highest defensive back grading in club history with Opening Day performance vs. Sea (9/9): nine tackles (seven solo), two passes defended, one forced fumble, and one interception...Recorded first career sack along with eight tackles at Den (11/18)...Season-high 11 tackles at Min (11/25) and at Wash (12/9)...Key fourth quarter interception and leading tackler with seven stops (six solo) in playoff win over Saints (1/6/91)...Career-high 16 tackles and 11 solos in playoff loss at NYG (1/13/91)...Six game balls: vs. Sea, vs. Rams, at Phx, at Den, vs. Det, and vs. NO. **1989 —** Saw most action since '86...Tied for second on team with 108 tackles and three

GAYLE

interceptions; fourth with eight passes defended...Game balls for nine tackles, fumble caused, and interception vs. Min (9/17); and eight tackles, fumble recovery, pass defended, and interception two weeks later vs. Phil (10/2)...Career-high 16 stops and 10 solo at Min (12/3)...13 tackles previous week at Wash (11/26), and 12 vs. TB (11/19)...Recovered fumble and returned it 11 yards at Det (9/24)...Re-injured neck in Week 5, but still started next week...Injured pectoral muscle in Week 6, but again started following game...Inactive for Weeks 8-9 when combination of injuries finally forced him out of lineup...Missed second half vs. GB (12/17) with sprained ankle. 1988 — Started four games at FS in injury riddled season...Made first start in season opener, but pulled hamstring following week in practice and missed next two games...Returned to lineup at GB (9/25) and had six tackles and key interception...Fractured vertebrae in fourth quarter at Det (10/9) and spent remainder of season on IR. 1987 — Pre-season ankle injury kept him out until 11/6...Special teams captain...Inserted as nickel back for the last six games...20-yard interception return for TD vs. Det (11/22). 1986 — Played in all 16 games...Made only interception vs. Pit (11/30)...Season-high four tackles vs. TB (12/7)...Blocked punt vs. GB (11/23) was recovered by Gentry in endzone in 13-10 win...Forced fumble at TB (11/9) and recovered fumble in rematch (12/7)...11 special teams tackles ranked fourth on team. 1985 — Moved from cornerback to safety in '85 training camp...Nickel back and key special teamer...Game ball after blocking punt in opener vs. TB (9/8)...Scored Bears' first TD vs. Giants in playoffs (1/5/86) on five-yard return after whiffed punt. 1984 — Started six games at CB after injuries to Richardson and Frazier...First pro interception, four tackles, and blocked kick in first start at St. Louis (10/14)...Broke right ankle vs. GB (12/9) and was on IR through playoffs...Broke hand in pre-season vs. GB (8/11)...Drafted in 10th round (271st overall).

COLLEGIATE, PERSONAL: Three-year starter for Ohio State...Paced Buckeye secondary in tackles (74), passes defended (8), and forced fumbles (3) as senior while starting all 12 games...Four career interceptions...Led team with 11 passes defended as junior...Degree in education...All-state, all-America at Bethel (VA) High as RB/DB...Brother Jimmy was Buckeye standout RB from 1979-83...Hobbies include basketball, music, and travelling...Given name Shaun LaNard Gayle...Single.

Gayle's Pro Stats

| | Int-Yds | Tkls-Solo | Force Fum | Fum Rec | Pass Def | Sacks | G-GS |
|---------------|---------------|----------------|-----------|----------|-----------|------------|---------------|
| 1984 | 1-(-1) | 19-14 | 0 | 0 | 7 | 0-0 | 15-6 |
| 1985 | 0-0 | 18-16 | 0 | 1 | 0 | 0-0 | 16-0 |
| 1986 | 1-13 | 14-9 | 1 | 1 | 2 | 0-0 | 16-0 |
| 1987 | 1-20 | 9-1 | 0 | 0 | 3 | 0-0 | 8-0 |
| 1988 | 1-0 | 22-11 | 0 | 0 | 4 | 0-0 | 4-4 |
| 1989 | 3-39 | 108-60 | 1 | 2 | 8 | 0-0 | 14-14 |
| 1990 | 2-5 | 125-73 | 4 | 1 | 13 | 1-5 | 16-16 |
| 1991 | 1-1 | 67-37 | 1 | 0 | 3 | 0-0 | 12-9 |
| 1992 | 2-39 | 100-48 | 0 | 3 | 6 | 0-0 | 11-11 |
| Career | 12-126 | 482-269 | 7 | 8 | 48 | 1-5 | 112-60 |

Also: Blocked kick in '84, '85, '86, and '87.

Playoffs

| | | | | | | | |
|---------------|-------------------------|--------------|----------|----------|----------|------------|------------|
| 1984 | Injured Reserve — ankle | | | | | | |
| 1985 | 0-0 | 2-2 | 0 | 1 | 2 | 0-0 | 3-0 |
| 1986 | 0-0 | 0-0 | 0 | 0 | 0 | 0-0 | 1-0 |
| 1987 | 0-0 | 2-0 | 0 | 0 | 0 | 0-0 | 1-0 |
| 1988 | Injured Reserve — neck | | | | | | |
| 1990 | 1-27 | 23-17 | 0 | 0 | 3 | 0-0 | 2-2 |
| 1991 | 0-0 | 4-3 | 0 | 0 | 0 | 0-0 | 1-1 |
| Career | 1-27 | 31-22 | 0 | 1 | 5 | 0-0 | 8-3 |

Gayle's Single Game Highs

Tackles: 16 at Min (12/3/89); at NYG* (1/13/91)

Solos: 11 at NYG* (1/13/91); 10 at Min (12/3/89)

Long interception: 30 vs. Pit (12/13/92)

* Playoff game

GREEN



31

mark GREEN

Running Back
Fifth Year
Notre Dame
5'11" , 190 lbs.
Mar. 22, 1967
D5-89

PRO CAREER: Versatile back who contributes rushing, receiving, returning kicks, and covering on kickoffs and punts...Has backed-up Anderson for four seasons...Five pro starts...Knee injuries forced him on IR each of first two years.

1992 SEASON: Finished third in special teams tackles with nine...Season-high 98 total yards in season opener vs. Det (9/6): 3-21 rushing, 1-9 receiving, 3-68 KOR...Four KOR for 68 yards on Monday night vs. NYG (9/21)...Caught 43-yard pass from Gardocki on fake punt at GB (10/25)...One-yard TD rush vs. Cin (11/8)...Injured knee in practice (11/12) and was inactive at TB (11/15)...Recovered blocked punt vs. Pit (12/13)...Season-long 29-yard KOR at Det (12/20)...Scored Bears first TD at Dal (12/27) on six-yard run. **Games played-started:** 15-0

PREVIOUS SEASONS: **1991** — Started four games as Anderson battled hamstring problems...Career-high 82 yards and two TDs on 18 carries in game ball effort vs. TB (12/14)...Had 53 yards on nine carries at Ind (11/17)...Returned one kickoff in five games: vs NYG, at Buf, vs Det (career-long 29-yarder), at Min, and in playoff game vs. Dal (12/29)...Returned punts (three for nine yards) at Min (11/11) for first time since 1989. **1990** — Made first pro start in Week 14 vs. TB for Anderson (ribs), rushing 11 times for 45 yards...Saw spot action as running back in first three games before going on IR (9/26)...Injured left knee while making tackle on interception vs. Vikes (9/23)...Activated 11/2 and saw action on special teams and running back at TB (11/4)...Rushed twice and caught three passes, including first professional receiving TD, at Min (11/25)... **1989** — Fourth in NFC in punt returns (9.8 avg.) before injuring right knee vs. Rams (10/29) and being placed on IR for six weeks...Sprinted 37-yards for TD on first pro carry in fourth quarter vs. Min (9/17) capping 38-7 victory...Returned four kickoffs for 98 yards including 37-yard long vs. Hou (10/15)...Four punt returns and two rushes in season finale vs. SF were season-best...Drafted in fifth round (130th overall).

COLLEGIATE, PERSONAL: Honorable mention all-American by AP as senior, rushing for 646 yards and seven TDs on 135 carries...Caught 14 passes for 155 yards...Opened season with 68 yards on 18 carries in 19-17 win over Mich...Followed with season-high 125 yards on 21 attempts in win over Mich. St...Scored two TDs in 40-yard rushing effort vs. USC in showdown of nation's top two teams...Led team in rushing as junior (861 yards on 146 carries, 5.9 avg.)...Season-high 152 yards on 23 attempts, two TDs in win over Boston College...Turned in Irish's only 100-yard rushing game with 119 yard effort vs. USC as sophomore...Appeared in 10 games at flanker and had nine receptions for 116 yards and five rushes for 64 yards in freshman campaign...All-American prep at Riverside Poly Technic (CA) High...Rushed for 1,384 yards and intercepted school record 10 passes as senior...Led team to 27-1 record in final two seasons...American Studies degree...Hobbies include playing cards, dancing, and basketball...Given name Mark Anthony Green...Single.

Green's Pro Stats

| | Rushing | | | | | Receiving | | | | | G-GS |
|---------------|------------|------------|------------|-----------|----------|-----------|------------|------------|-----------|----------|-------------|
| | No | Yds | Avg | Lg | TD | No | Yds | Avg | Lg | TD | |
| 1989 | 5 | 46 | 9.2 | 37 | 1 | 5 | 48 | 9.6 | 21 | 0 | 10-0 |
| 1990 | 27 | 126 | 4.7 | 14 | 0 | 4 | 26 | 6.5 | 10 | 1 | 12-1 |
| 1991 | 61 | 217 | 3.6 | 18 | 3 | 6 | 54 | 9.0 | 15 | 0 | 16-4 |
| 1992 | 23 | 107 | 4.7 | 18 | 2 | 7 | 85 | 12.1 | 43 | 0 | 15-0 |
| Career | 116 | 496 | 4.3 | 37 | 6 | 22 | 213 | 9.7 | 43 | 1 | 53-5 |

| | Kickoff Returns | | | | | Punt Returns | | | | |
|---------------|-----------------|------------|-------------|-----------|----------|--------------|------------|------------|-----------|----------|
| | No | Yds | Avg | Lg | TD | No | Yds | Avg | Lg | TD |
| 1989 | 11 | 239 | 21.7 | 37 | 0 | 16 | 141 | 8.8 | 24 | 0 |
| 1990 | 7 | 112 | 16.0 | 20 | 0 | 0 | 0 | 0.0 | 0 | 0 |
| 1991 | 4 | 69 | 17.3 | 29 | 0 | 3 | 9 | 3.0 | 8 | 0 |
| 1992 | 11 | 224 | 20.4 | 29 | 0 | 0 | 0 | 0.0 | 0 | 0 |
| Career | 33 | 644 | 19.5 | 37 | 0 | 19 | 150 | 7.9 | 24 | 0 |

| Playoffs | Rushing | | | | | Receiving | | | | | |
|---------------|----------|----------|------------|----------|----------|-----------|----------|------------|----------|----------|------------|
| | No | Yds | Avg | Lg | TD | No | Yds | Avg | Lg | TD | |
| 1990 | 2 | 8 | 4.0 | 5 | 0 | 0 | 0 | 0.0 | 0 | 0 | 2-0 |
| 1991 | 0 | 0 | 0.0 | 0 | 0 | 0 | 0 | 0.0 | 0 | 0 | 1-0 |
| Career | 2 | 8 | 4.0 | 5 | 0 | 0 | 0 | 0.0 | 0 | 0 | 3-0 |

Also: 1 KOR for 15 yards in 1991

Green's Single Game Highs

Rushes: 18 vs. TB (12/14/91)

Yards Rushing: 82 vs. TB (12/14/91)

Long Rush: 37 vs. Min (9/17/89)

Receptions: 3 at Min (11/25/90); vs. GB (12/8/91)

Yards Receiving: 43 at GB (10/25/92)

Long Reception: 43 at GB (10/25/92) from Gardocki

NEW STAFF TIES

The following players have ties to the new coaching staff:

- **Lemuel Stinson** was at Texas Tech for three seasons with **Carlos Mainord** (1984, '85, and '87).
- **Markus Paul** spent all five years (1984-89) at Syracuse with **Ivan Fears** and **Clarence Brooks**. **Tony Wise** was a member of the Syracuse staff in 1984.
- **Mark Carrier** was recruited out of high school by **Dave Wannstedt** to go to USC.
- **Shaun Gayle** was recruited by **Joe Pendry** to go to Pittsburgh.
- **John Roper**, **Darren Lewis**, and **Jerry Fontenot** were at Texas A & M when **Ron Turner** was receivers coach in 1987.
- **Tim Ryan** played on USC's defensive line while **Dave Wannstedt** was a defensive coach in 1985.
- **Jim Morrissey** overlapped one season (1981) at Michigan State with **Joe Pendry**.
- **John Mangum** played a season at Alabama (1987) when **Mike Shula** was the Crimson Tide's starting quarterback.
- **Keith Jennings** was with Dallas for part of 1989 when **Dave Wannstedt** and **Tony Wise** were Cowboys coaches.
- **Craig Heyward** was recruited by **Ron Turner** to attend Pittsburgh coming out of high school. Turner was the QB coach in 1984 while Heyward was a freshman back.
- **Neal Anderson** was a freshman during **Bob Slowik's** final year at Florida (1981).
- **Anthony Blaylock** was drafted by Cleveland in 1988 where **Joe Pendry** was the offensive coordinator.
- **Reggie Cooper** was a linebacker at Dallas when **Dave Wannstedt** was defensive coordinator.
- **Keshon Johnson** (CB; D6) was at Arizona for the three seasons when **Clarence Brooks** was the defensive line coach.
- **Antonio Johnson** (WR; FA) was coached at Syracuse by **Ivan Fears** (1989-90).
- **Garland Hawkins** (DE; FA) was coached at Syracuse by **Clarence Brooks** (1989).
- **Tracy Saul** (S; FA) was coached at Texas Tech by **Carlos Mainord** (1989-92).
- **Ryan Wetnight** (TE; FA) was the Stanford tight end in 1991 while **Ron Turner** was offensive coordinator.

HARBAUGH



4

Quarterback
Seventh Year
Michigan
6'3" , 215 lbs.
Dec. 23, 1963
D1-87

jim HARBAUGH

PRO CAREER: Needs 311 attempts, 82 completions, and 5,122 yards for most in Bear history...Career record of 28-22 in three seasons as starter (5-8 in '92)...Earned starting job in 1990 training camp...Holds club record for completion pct., season (62.4 in 1989); lowest interception pct., career (3.14); consecutive completions (tied Bukich with 13); and consecutive passes without an interception, lifetime (173)...Second in completion pct., career (57.4); and third highest career QB rating (74.6) in Bear history (400+ attempts)...His 1,332 rushing yards are third highest total among active Bears.

1992 SEASON: Earned game ball for season opener vs. Det (9/6) by guiding club 74-yards on nine plays in 1:11 connecting with Waddle on final play of game for 27-24 victory...Completed 18 of 24 for 280 yards and two TDs vs. Atl as Bears rolled up 489 net yards...Second game ball in win vs. TB (10/18): 13 of 26 for career-high 304 yards and two TDs. Had completions of 60 yards (Waddle) and 83 yards (Morgan)...Tied Bear record of 13 straight completions (Bukich in 1964) the following week at GB (10/25)...Pulled in second half vs. GB (11/22)...Saw action only as holder at Clev (11/29) and played one play at Hou (12/7)...Returned to starting line-up and led team to victory over Pit (12/13) completing 11 of 21 for 90 yards and one TD...Started at Det (12/20), but played only as PAT holder in finale at Dal (12/27)...Fourth in carries (47) and rushing yards (382) and had highest average (5.8) among Bears with at least five rushes. **Games played-started:** 16-13

PREVIOUS SEASONS: 1991 — First Bear QB to start all 16 games since Vince Evans in 1981...Set club season records in attempts (478) and completions (275)...Finish just 55 yards shy of team record for most yards in a season...Established Bears' post-season record for most attempts (44) and completions (22) vs. Dal (12/29). His 218 passing yards were third-highest by a Chicago QB in the playoffs...Finished second in NFC with 478 attempts...Game ball performance vs Jets: 28 for 42 for 303 yards and one TD (second most attempts in a Bears game without an interception)...Also earned game balls at Min (11/11) and at Ind (11/17)...Four games with 40-pass attempts: vs NYJ, vs Wash, vs Mia, at Det...Threw 47 passes, completing 27 for 244 yards, but had four interceptions and lost two fumbles in Thanksgiving Day loss at Det (11/28)...Had TD throws of 84 yards (to Morgan at Ind) and 75 yards (to Davis vs. NYG). **1990** — Earned starting job in training camp after battling with Tomczak...Started first 14 games before suffering separated shoulder in third quarter at Det (12/16). Placed on IR (12/19) and sidelined remainder of season and playoffs...Threw just one interception in 243 attempts from 9/23 to 12/9 which included club record 173 straight from 10/28 to 12/9...Game ball at GB (9/16) 11 of 14 for 161 yards and one TD; and vs. Rams (10/14) with 248 yards and two TDs on 18 of 25 throwing...Game's leading rusher with 47 yards on six carries vs. Atl (11/11)...10 straight completions at Min (9/25) and vs. Det (12/2)...Finished with 321 rushing yards, fourth among NFL QBs. **1989** — Assumed QB duties early in second period vs. Rams (10/29) and sparked club to 20-10 victory by completing 10 of 13 for 157 yards and rushing five times for 31 yards and TD...Made first start of season (first ever through merit) the following week at GB and

HARBAUGH

attempted 30 passes completing 16 for 203 yards...Threw first pro TD on *Monday Night Football* at Clev (10/23)—five-yarder to Wendell Davis in fourth period...First down completion percentage of 75.4% (52 of 69)...Connected on 47 of 67 passes (70.1%) when entering game as reserve...Led club to 20-0 win at Pit in Week 10 completing 13 of 25, but had string of 95 passes without an interception snapped on game's first attempt...Season-best 21 completions in 29 attempts when replacing injured Tomczak vs. Det (12/10)...Season-long 49-yarder to Anderson following week vs. GB...Bears rushing leader in two of final three games: 61 yards vs. Det; 44 yards at SF. **1988** — Appeared in eight games, including two starts...Made first career start on *Monday Night Football* (McMahon and Tomczak were injured) at LA Rams (12/5) completing 11 of 30 for 108, two int., and gaining 32 yards on six carries...Led club to 13-12 win following week vs. Det with 18 of 26 for 174 including four-yard TD run...Replaced injured Tomczak in third quarter vs. GB (11/27) and connected on 10 of 19 passes for 98 yards in 16-0 win...Played on kickoff coverage team in two games: vs Dal (10/16) and vs. SF (10/24). **1987** — Served as team's third quarterback...Held for FG/PATs in first three union games...Saw action at quarterback in three games, including entire second half at SF (12/14) where he completed eight of 11 for 62 yards...Drafted in first round (26th overall).

COLLEGIATE, PERSONAL: UPI's Big Ten MVP as senior...First passer in Michigan history to throw for over 2,000 yards in a season as he completed 167 of 254 passes (65.8%) for 2,557 yards and 10 TDs...Second in country with a 157.0 rating and fifth in total offense with 2,685 yards...Academic all-Big Ten...Led NCAA in passing efficiency as junior while earning all-league honorable mention by AP and UPI...Completed 63.9% of passes while establishing school single-season record 18 TD passes...Led club to 3-1 start as sophomore before suffering a broken arm vs. Mich. St. which sidelined him remainder of season...Outdueled Bernie Kosar and Miami in a 22-14 victory by completing 14 of 18 for 135 yards including 45-yard TD strike...Redshirted in 1982...All-league choice in football, baseball, and basketball at Palo Alto (CA) High...Threw for 2,093 yards and 34 TDs in two seasons as prep; averaged 19.8 points and 10.3 rebounds; batted .417 with 5-2 pitching record...Competed in *Superstars* this off-season...Works closely with Uhlich Children's Home and has pledged \$2,000 for each Bears' victory...Spokesperson for March of Dimes...Father Jack served as DB coach under Bo Schembechler at Michigan and is now head coach at Western Kentucky...Brother John is assistant coach at University of Cincinnati...Enjoys golf and basketball, and playing cards...Won accuracy competition in '92 *Quarterback Challenge*...Degree in communications with 3.06 GPA in post-graduate studies...Given name James Joseph Harbaugh...Single.

Harbaugh's Pro Stats

| | Passing | | | | | | | | Rushing | | | | | G-GS |
|-----------------|---------|-----|-------|------|----|----|-----|--------|---------|-------|-----|----|----|-------|
| | Att | Cmp | Yds | Pct | Lg | TD | Int | Rating | No | Yds | Avg | Lg | TD | |
| 1987 | 11 | 8 | 62 | 72.7 | 21 | 0 | 0 | 88.2 | 4 | 15 | 3.8 | 9 | 0 | 6-0 |
| 1988 | 97 | 47 | 514 | 48.5 | 56 | 0 | 2 | 55.9 | 19 | 110 | 5.8 | 19 | 1 | 8-2 |
| 1989 | 178 | 111 | 1,204 | 62.4 | 49 | 5 | 9 | 70.5 | 45 | 276 | 6.1 | 26 | 3 | 12-5 |
| 1990 | 312 | 180 | 2,178 | 57.7 | 80 | 10 | 6 | 81.9 | 51 | 321 | 6.3 | 17 | 4 | 14-14 |
| 1991 | 478 | 275 | 3,121 | 57.5 | 84 | 15 | 16 | 73.7 | 70 | 338 | 4.8 | 20 | 2 | 16-16 |
| 1992 | 358 | 202 | 2,486 | 56.4 | 83 | 13 | 12 | 76.2 | 47 | 272 | 5.8 | 17 | 1 | 16-13 |
| Career | 1,434 | 823 | 9,565 | 57.4 | 84 | 43 | 45 | 74.6 | 236 | 1,332 | 5.6 | 26 | 11 | 72-50 |
| Playoffs | | | | | | | | | | | | | | |
| 1991 | 44 | 22 | 218 | 50.0 | 19 | 1 | 2 | 53.0 | 7 | 26 | 3.7 | 9 | 0 | 1-1 |
| Career | 44 | 22 | 218 | 50.0 | 19 | 1 | 2 | 53.0 | 7 | 26 | 3.7 | 9 | 0 | 1-1 |

Harbaugh's Single Game Highs

Attempts: 47 at Det (11/28/91)
 Completions: 28 vs. NYJ (9/23/91)*
 Yards: 304 vs. TB (10/18/92)
 Long: 84 at Ind (11/17/91)
 TDs: 3 vs. GB (12/17/89)

Interceptions: 4 at Det (11/28/91)
 Rushes: 8 vs. Det (12/10/89); at GB (10/25/92)
 Yards Rushing: 61 vs. Det (12/10/89)
 Long Rush: 26 at TB (10/8/89)
 * Overtime game

HARBAUGH

1987

| DATE | W/L | OPPONENT | ATT | CMP | YDS | PCT | TD | INT | TKLD/LST | LG | RUSHING | | | | |
|----------|-----|-----------------|-----|-----|-----|------|----|-----|----------|----|--------------------|----|----|----|---|
| | | | | | | | | | | | RU | YD | TD | LG | |
| 9/14 | W | NY Giants | | | | | | | | | FG holder | | | | |
| 9/20 | W | Tampa Bay | | | | | | | | | FG holder | | | | |
| 9/27 | — | @ Detroit | | | | | | | | | Strike (Cancelled) | | | | |
| 10/4 | W | @ Philadelphia | | | | | | | | | Strike | | | | |
| 10/11 | W | Minnesota | | | | | | | | | Strike | | | | |
| 10/18 | L | New Orleans | | | | | | | | | Strike | | | | |
| 10/25 | W | @ Tampa Bay | | | | | | | | | FG holder | | | | |
| 11/1 | W | Kansas City | | | | | | | | | Did not play | | | | |
| 11/8 | W | @ Green Bay | | | | | | | | | Did not play | | | | |
| 11/16 | L | @ Denver | | | | | | | | | Did not play | | | | |
| 11/22 | W | Detroit | 0 | 0 | 0 | 0.0 | 0 | 0 | 1/15 | 0 | 0 | 0 | 0 | 0 | 0 |
| 11/29 | W | Green Bay | | | | | | | | | Did not play | | | | |
| 12/6 | W | @ Minnesota | | | | | | | | | Did not play | | | | |
| 12/14 | L | @ San Francisco | 11 | 8 | 62 | 72.7 | 0 | 0 | 3/30 | 21 | 3 | 15 | 0 | 9 | |
| 12/20 | L | Seattle | | | | | | | | | Did not play | | | | |
| 12/27 | W | @ LA Raiders | 0 | 0 | 0 | 0.0 | 0 | 0 | 0/0 | 0 | 1 | 0 | 0 | 0 | |
| PLAYOFFS | | | | | | | | | | | | | | | |
| 1/10/88 | L | Washington | | | | | | | | | Did not play | | | | |

1988

| DATE | W/L | OPPONENT | ATT | CMP | YDS | PCT | TD | INT | TKLD/LST | LG | RUSHING | | | | |
|----------|-----|----------------|-----|-----|-----|-------|----|-----|----------|----|---------------|----|----|----|--|
| | | | | | | | | | | | RU | YD | TD | LG | |
| 9/4 | W | Miami | | | | | | | | | Inactive | | | | |
| 9/11 | W | @ Indianapolis | | | | | | | | | Did not play | | | | |
| 9/18 | L | Minnesota | 9 | 4 | 38 | 44.4 | 0 | 0 | 1/13 | 22 | 1 | 12 | 0 | 12 | |
| 9/25 | W | @ Green Bay | | | | | | | | | Did not play | | | | |
| 10/2 | W | Buffalo | | | | | | | | | Did not play | | | | |
| 10/9 | W | @ Detroit | 3 | 2 | 10 | 66.7 | 0 | 0 | 0/0 | 6 | 0 | 0 | 0 | 0 | |
| 10/16 | W | Dallas | | | | | | | | | Special teams | | | | |
| 10/24 | W | San Francisco | | | | | | | | | Special teams | | | | |
| 10/30 | L | @ New England | 5 | 0 | 0 | 0.0 | 0 | 0 | 0/0 | 0 | 1 | 5 | 0 | 5 | |
| 11/6 | W | Tampa Bay | | | | | | | | | Did not play | | | | |
| 11/13 | W | @ Washington | 1 | 1 | 56 | 100.0 | 0 | 0 | 0/0 | 56 | 1 | -2 | 0 | -2 | |
| 11/20 | W | @ Tampa Bay | 4 | 1 | 30 | 25.0 | 0 | 0 | 1/9 | 30 | 1 | 8 | 0 | 8 | |
| 11/27 | W | Green Bay | 19 | 10 | 98 | 52.6 | 0 | 0 | 1/12 | 14 | 2 | 19 | 0 | 14 | |
| *12/5 | L | @ LA Rams | 30 | 11 | 108 | 36.7 | 0 | 2 | 2/9 | 31 | 6 | 32 | 0 | 9 | |
| *12/11 | W | Detroit | 26 | 18 | 174 | 69.2 | 0 | 0 | 1/6 | 22 | 7 | 36 | 1 | 19 | |
| 12/19 | L | @ Minnesota | | | | | | | | | Did not play | | | | |
| PLAYOFFS | | | | | | | | | | | | | | | |
| 12/31 | W | Philadelphia | | | | | | | | | Did not play | | | | |
| 1/8/89 | L | San Francisco | | | | | | | | | Did not play | | | | |

1989

| DATE | W/L | OPPONENT | ATT | CMP | YDS | PCT | TD | INT | TKLD/LST | LG | RUSHING | | | | |
|--------|-----|-----------------|-----|-----|-----|-------|----|-----|----------|----|--------------|----|----|----|--|
| | | | | | | | | | | | RU | YD | TD | LG | |
| 9/10 | W | Cincinnati | | | | | | | | | Did not play | | | | |
| 9/17 | W | Minnesota | 0 | 0 | 0 | 0.0 | 0 | 0 | 0/0 | 0 | 1 | -1 | 0 | -1 | |
| 9/24 | W | @ Detroit | 1 | 1 | 21 | 100.0 | 0 | 0 | 0/0 | 21 | 3 | 3 | 1 | 4 | |
| 10/2 | W | Philadelphia | | | | | | | | | Did not play | | | | |
| 10/8 | L | @ Tampa Bay | 8 | 6 | 65 | 75.0 | 0 | 0 | 1/5 | 31 | 3 | 34 | 1 | 26 | |
| 10/15 | L | Houston | | | | | | | | | Did not play | | | | |
| 10/23 | L | @ Cleveland | 16 | 9 | 93 | 56.3 | 1 | 0 | 1/9 | 15 | 3 | 7 | 0 | 5 | |
| 10/29 | W | LA Rams | 13 | 10 | 157 | 76.9 | 0 | 0 | 0/0 | 41 | 5 | 31 | 1 | 15 | |
| *11/5 | L | @ Green Bay | 30 | 16 | 203 | 53.3 | 0 | 0 | 0/0 | 46 | 3 | 29 | 0 | 23 | |
| *11/12 | W | @ Pittsburgh | 25 | 13 | 125 | 52.0 | 1 | 1 | 0/0 | 28 | 7 | 56 | 0 | 19 | |
| *11/19 | L | Tampa Bay | 24 | 12 | 126 | 50.0 | 0 | 3 | 0/0 | 20 | 3 | 6 | 0 | 6 | |
| 11/26 | L | @ Washington | | | | | | | | | Did not play | | | | |
| 12/3 | L | @ Minnesota | 0 | 0 | 0 | 0.0 | 0 | 0 | 1/2 | 0 | 0 | 0 | 0 | 0 | |
| 12/10 | L | Detroit | 29 | 21 | 179 | 72.4 | 0 | 1 | 0/0 | 22 | 8 | 61 | 0 | 15 | |
| *12/17 | L | Green Bay | 28 | 20 | 205 | 71.4 | 3 | 3 | 0/0 | 49 | 2 | 6 | 0 | 4 | |
| *12/24 | L | @ San Francisco | 4 | 3 | 30 | 75.0 | 0 | 1 | 0/0 | 21 | 7 | 44 | 0 | 12 | |

HARBAUGH'S TOUCHDOWNS

| Player | Pos | TDs | Yards (listed chronologically) |
|----------------|-----|-----|---|
| Neal Anderson | RB | 12 | 21, 49, 16, 12, 50, 8, 6, 26, 35, 8, 11, 15 |
| Wendell Davis | WR | 9 | 5, 8, 43, 75, 22, 8, 20, 35, 11 |
| Tom Waddle | WR | 6 | 37, 8, 6*, 6, 41, 28 |
| Brad Muster | RB | 5 | 20, 3, 13, 44, 1 |
| Anthony Morgan | WR | 4 | 7, 84, 83, 46 |
| Ron Morris | WR | 3 | 40, 18, 67 |
| Dennis Gentry | WR | 2 | 80, 19 |
| Jim Thornton | TE | 1 | 8 |
| Mark Green | RB | 1 | 10 |
| Keith Jennings | TE | 1 | 4 |

**post-season*

| Yards | 1-9 | 10-19 | 20-29 | 30-39 | 40-49 | 50-59 | 60-69 | 70-79 | 80+ |
|---------|-----|-------|-------|-------|-------|-------|-------|-------|-----|
| 44 TDs: | 14 | 10 | 6 | 2 | 6 | 1 | 1 | 1 | 3 |

includes post-season

1990

| DATE | W/L | OPPONENT | ATT | CMP | YDS | PCT | TD | INT | TKLD/LST | LG | RUSHING | | | |
|--------|-----|--------------|----------------------------|-----|-----|------|----|-----|----------|----|---------|----|-------|----|
| | | | | | | | | | | | RU | YD | TD LG | |
| *9/9 | W | Seattle | 29 | 21 | 203 | 72.4 | 0 | 1 | 1/8 | 36 | 4 | 13 | 0 | 8 |
| *9/16 | W | @ Green Bay | 14 | 11 | 161 | 78.5 | 2 | 1 | 2/4 | 40 | 3 | 8 | 1 | 4 |
| *9/23 | W | Minnesota | 16 | 5 | 43 | 31.3 | 0 | 1 | 1/3 | 25 | 4 | 29 | 0 | 17 |
| *9/30 | L | @ LA Raiders | 18 | 8 | 149 | 44.4 | 1 | 0 | 4/51 | 80 | 3 | 20 | 0 | 9 |
| *10/7 | W | Green Bay | 8 | 6 | 73 | 75.0 | 0 | 0 | 1/1 | 18 | 2 | 9 | 0 | 13 |
| *10/14 | W | LA Rams | 25 | 18 | 248 | 72.0 | 2 | 0 | 0/0 | 32 | 3 | 16 | 1 | 12 |
| *10/28 | W | @ Phoenix | 14 | 9 | 166 | 64.3 | 1 | 1 | 1/7 | 67 | 5 | 24 | 1 | 13 |
| *11/4 | W | @ Tampa Bay | 23 | 14 | 213 | 60.9 | 1 | 0 | 3/22 | 38 | 4 | 27 | 0 | 16 |
| *11/11 | W | Atlanta | 28 | 14 | 195 | 50.0 | 1 | 0 | 1/8 | 51 | 6 | 47 | 0 | 16 |
| *11/18 | W | @ Denver | 28 | 13 | 147 | 46.4 | 0 | 0 | 2/8 | 25 | 4 | 37 | 0 | 13 |
| *11/25 | L | @ Minnesota | 26 | 17 | 157 | 65.4 | 1 | 0 | 7/41 | 34 | 0 | 0 | 0 | 0 |
| *12/2 | W | Detroit | 39 | 23 | 208 | 59.0 | 1 | 0 | 2/11 | 50 | 5 | 47 | 1 | 21 |
| *12/9 | L | @ Washington | 33 | 17 | 187 | 51.5 | 0 | 2 | 2/6 | 20 | 6 | 30 | 0 | 8 |
| *12/16 | L | @ Detroit | 11 | 4 | 28 | 36.4 | 0 | 0 | 4/36 | 15 | 2 | 15 | 0 | 10 |
| 12/23 | W | Tampa Bay | Injured Reserve — shoulder | | | | | | | | | | | |
| 12/29 | L | Kansas City | Injured Reserve — shoulder | | | | | | | | | | | |

PLAYOFFS

| | | | | | | | | | | | | | |
|--------|---|-------------|----------------------------|--|--|--|--|--|--|--|--|--|--|
| 1/6/91 | W | New Orleans | Injured Reserve — shoulder | | | | | | | | | | |
| 1/13 | L | @ NY Giants | Injured Reserve — shoulder | | | | | | | | | | |

1991

| DATE | W/L | OPPONENT | ATT | CMP | YDS | PCT | TD | INT | TKLD/LST | LG | RUSHING | | | |
|--------|-----|-----------------|-----|-----|-----|------|----|-----|----------|----|---------|----|-------|---|
| | | | | | | | | | | | RU | YD | TD LG | |
| *9/1 | W | Minnesota | 24 | 18 | 186 | 75.0 | 1 | 0 | 0/0 | 37 | 2 | 4 | 5 | 0 |
| *9/8 | W | @ Tampa Bay | 20 | 13 | 153 | 65.0 | 2 | 1 | 1/6 | 43 | 5 | 24 | 12 | 0 |
| *9/15 | W | NY Giants | 25 | 15 | 221 | 60.0 | 1 | 1 | 2/15 | 75 | 4 | 26 | 15 | 0 |
| *9/23 | W | NY Jets | 42 | 28 | 303 | 66.7 | 1 | 0 | 2/14 | 31 | 6 | 12 | 6 | 1 |
| *9/29 | L | @ Buffalo | 35 | 17 | 203 | 48.6 | 0 | 1 | 0/0 | 25 | 3 | 16 | 11 | 0 |
| *10/6 | L | Washington | 41 | 17 | 206 | 41.5 | 0 | 3 | 1/7 | 33 | 7 | 36 | 12 | 0 |
| *10/17 | W | @ Green Bay | 29 | 18 | 142 | 62.1 | 1 | 1 | 2/5 | 25 | 6 | 29 | 15 | 0 |
| *10/27 | W | @ New Orleans | 22 | 5 | 61 | 22.7 | 1 | 2 | 3/25 | 27 | 5 | 24 | 8 | 0 |
| *11/3 | W | Detroit | 31 | 17 | 205 | 54.8 | 2 | 0 | 3/18 | 29 | 3 | 5 | 5 | 0 |
| *11/11 | W | @ Minnesota | 27 | 18 | 180 | 66.7 | 1 | 1 | 0/0 | 21 | 5 | 8 | 9 | 0 |
| *11/17 | W | @ Indianapolis | 32 | 18 | 287 | 56.3 | 2 | 1 | 3/14 | 84 | 2 | 7 | 6 | 1 |
| *11/24 | L | Miami | 40 | 25 | 210 | 62.5 | 0 | 0 | 1/6 | 33 | 4 | 24 | 11 | 0 |
| *11/28 | L | @ Detroit | 47 | 27 | 244 | 57.4 | 0 | 4 | 1/13 | 26 | 6 | 40 | 17 | 0 |
| *12/8 | W | Green Bay | 25 | 16 | 209 | 64.0 | 2 | 1 | 2/14 | 35 | 4 | 19 | 16 | 0 |
| *12/14 | W | Tampa Bay | 14 | 7 | 99 | 50.0 | 0 | 0 | 2/18 | 19 | 3 | 16 | 9 | 0 |
| *12/23 | L | @ San Francisco | 24 | 17 | 212 | 70.8 | 1 | 0 | 1/8 | 40 | 5 | 48 | 20 | 0 |

PLAYOFFS

| | | | | | | | | | | | | | | |
|--------|---|--------|----|----|-----|------|---|---|------|----|---|----|---|---|
| *12/29 | L | Dallas | 44 | 22 | 218 | 50.0 | 1 | 2 | 3/11 | 19 | 7 | 26 | 9 | 0 |
|--------|---|--------|----|----|-----|------|---|---|------|----|---|----|---|---|

* = started game

HEYWARD

1992

| DATE | W/L | OPPONENT | ATT | CMP | YDS | PCT | TD | INT | TKLD/LST | LG | RUSHING | | |
|--------|-----|---------------|-------------|-----|-----|------|----|-----|----------|----|---------|----|-------|
| | | | | | | | | | | | RU | YD | TD LG |
| *9/6 | W | Detroit | 30 | 19 | 227 | 63.3 | 2 | 0 | 0/0 | 28 | 4 | 28 | 0 14 |
| *9/13 | L | @ New Orleans | 45 | 25 | 260 | 55.5 | 0 | 2 | 2/20 | 26 | 4 | 37 | 0 12 |
| *9/21 | L | NY Giants | 28 | 17 | 183 | 60.7 | 2 | 1 | 1/8 | 44 | 1 | 10 | 0 10 |
| *9/27 | W | Atlanta | 24 | 18 | 280 | 75.0 | 2 | 0 | 2/8 | 41 | 5 | 21 | 0 14 |
| *10/4 | L | @ Minnesota | 34 | 20 | 201 | 58.8 | 1 | 2 | 1/12 | 28 | 3 | 24 | 1 13 |
| *10/18 | W | Tampa Bay | 26 | 13 | 304 | 50.0 | 2 | 1 | 2/6 | 83 | 3 | 17 | 0 10 |
| *10/25 | W | @ Green Bay | 23 | 16 | 194 | 69.6 | 1 | 0 | 2/11 | 40 | 8 | 24 | 0 9 |
| *11/2 | L | Minnesota | 24 | 16 | 149 | 66.7 | 0 | 2 | 4/24 | 20 | 4 | 22 | 0 11 |
| *11/8 | L | Cincinnati | 28 | 11 | 168 | 39.3 | 1 | 2 | 4/19 | 46 | 6 | 40 | 0 17 |
| *11/15 | L | @ Tampa Bay | 33 | 17 | 225 | 51.5 | 1 | 0 | 3/14 | 35 | 3 | 10 | 0 5 |
| *11/22 | L | Green Bay | 18 | 8 | 97 | 44.4 | 0 | 1 | 1/6 | 22 | 0 | 0 | 0 0 |
| 11/29 | L | @ Cleveland | Holder only | | | | | | | | | | |
| 12/7 | L | @ Houston | 0 | 0 | 0 | 0.0 | 0 | 0 | 1/2 | 0 | 0 | 0 | 0 0 |
| *12/13 | W | Pittsburgh | 21 | 11 | 90 | 52.4 | 1 | 0 | 4/19 | 16 | 3 | 16 | 0 9 |
| *12/20 | L | @ Detroit | 24 | 11 | 108 | 45.8 | 0 | 1 | 4/18 | 18 | 3 | 23 | 0 10 |
| 12/27 | L | @ Dallas | Holder only | | | | | | | | | | |



45

Fullback
Sixth Year
Pittsburgh
5'11", 290 lbs.
Sept. 26, 1966
UFA-93

craig HEYWARD

PRO CAREER: Signed by Bears as unrestricted free agent (4/11/93)...Saints were 15-2 when he carried 10+ times; 6-0 when he ran 15+ times...Ninth in NO history with 1,813 yards rushing and 13 TDs on 432 carries...Three 100-yard games.

1992 SEASON: Third on team with 416 rushing yards, fifth with 19 receptions...Set-up game-winning field goal at Atl (9/20) with 21-yard screen...Led team in rushing vs. Mia (11/29) with 58 yards and vs. Atl (12/3) with 53 yards...Career-high 36-yards receiving on four receptions at Rams (12/13)...Gained 23 yards and 1 TD on 10 rushes in playoff loss to Phil (1/3/93). **Games played-started:** 16-13

PREVIOUS SEASONS: **1991** — Opened season as starter, but missed nine games with injuries...Third on team with 260 yards rushing and second with five TDs...Rushed 17 times for 72 yards and two TDs vs. Rams (9/15)...Followed with 72 yards and two TDs on 18 carries vs. Min (9/22). Also had first pro completion, a 44-yarder to Quinn Early...Strained hamstring at Atl (9/29) and was inactive next two weeks. **1990** — Led club in rushing with 599 yards on 129 rushes...Totalled 35 yards in first seven weeks before gaining 122 yards on 19 carries at Cin (11/4)...Personal-best 155 yards and two TDs on 20 carries following week vs. TB (11/11)...Tossed interception at Wash (11/18)...Career-high in carries (24) and catches (five) vs. Atl (11/25) while totalling 123 yards (88 rush, 35 rec). **1989** — Second on club with 183 yards rushing...Started six of first eight games...Scored only TD of season in opener vs. Dal (9/10)...Carried 10 times for 47 yards vs. NYJ (10/15). **1988** — Started first four games of rookie

season (eight of first nine)...Gained 109 yards on 11 carries, including 73-yard run for first pro TD, vs. Raid (10/23). The 73-yard run was the second longest in the NFL in '88 (Neal Anderson had an 80-yarder)...Sprained right knee vs. Rams (10/30)...Inactive following four weeks before playing sparingly in Weeks 14 and 15...Missed finale and underwent knee surgery in off-season...Drafted in first round (24th overall).

COLLEGIATE, PERSONAL: Played three seasons for Pittsburgh (1984, '86, '87) where he was recruited by current Bears offensive coordinator Ron Turner...Second on Pitt's all-time rushing list with 2,950 yards...Ranked second in NCAA as senior with 1,655 yards, rushing for 4.6 average and 11 TDs...Consensus all-America honors rushing for 100-plus yards in every game and Bluebonnet Bowl...Fifth nationally with 1,853 all-purpose yards...Missed 1985 for disciplinary reasons...Entered draft with one year of eligibility remaining...*USA Today*, *Bally*, and *Parade* all-America at Passaic (NJ) High...Given name Craig William Heyward...Married (Charlotte)...Two sons (Cameron and Craig, Jr.).

Heyward's Pro Stats

| | Rushing | | | | | Receiving | | | | | G-GS |
|---------------|------------|--------------|------------|-----------|-----------|-----------|------------|------------|-----------|----------|--------------|
| | No | Yds | Avg | Lg | TD | No | Yds | Avg | Lg | TD | |
| 1988 NO | 74 | 355 | 4.8 | 73 | 1 | 13 | 105 | 8.1 | 18 | 0 | 11-8 |
| 1989 NO | 49 | 183 | 3.7 | 15 | 1 | 13 | 69 | 5.3 | 12 | 0 | 16-6 |
| 1990 NO | 129 | 599 | 4.6 | 47 | 4 | 18 | 121 | 6.7 | 11 | 0 | 16-15 |
| 1991 NO | 76 | 260 | 3.4 | 15 | 4 | 4 | 34 | 8.5 | 22 | 1 | 7-4 |
| 1992 NO | 104 | 416 | 4.0 | 23 | 3 | 19 | 159 | 8.4 | 21 | 0 | 16-13 |
| Career | 432 | 1,813 | 4.2 | 73 | 13 | 67 | 488 | 7.3 | 22 | 1 | 66-46 |

Also: 12-yard KOR in 1990; Threw interception in 1990; 44-yard completion in 1991; 14-yard KOR in 1992.

Playoffs

| | No | Yds | Avg | Lg | TD | No | Yds | Avg | Lg | TD | G-GS |
|---------------|-----------|-----------|------------|----------|----------|----------|-----------|-------------|-----------|----------|------------|
| 1990 NO | 4 | 10 | 2.5 | 6 | 0 | 0 | 0 | 0.0 | 0 | 0 | 1-1 |
| 1991 NO | Suspended | | | | | | | | | | |
| 1992 NO | 10 | 23 | 2.3 | 4 | 1 | 3 | 45 | 15.0 | 25 | 0 | 1-0 |
| Career | 14 | 33 | 2.4 | 6 | 1 | 3 | 45 | 15.0 | 25 | 0 | 2-1 |

Also: Returned 1 kick 14 yards in 1990.

Heyward's Single Game Highs

Rushes: 24 vs. Atl (11/25/90)

Receptions: 5 vs. Atl (11/25/90)

Yards rushing: 155 vs. TB (11/11/90)

Yards receiving: 36 at Rams (12/13/92)

Long rush: 73 vs. Raid (10/23/88)

Long catch: 22 at Rams (11/3/91)

Rushing TDs: 2 (Last: vs. Min 9/22/91)

Receiving TDs: 1 at Rams (11/3/91)

40 PASSES vs. 40 RUSHES

Over the past 10 seasons, when the Bears have rushed 40 times, they have won 43 of the 45 games. In the same period the Bears have just a 2-9 mark when they attempt 40 passes in a contest. The 40-pass games follow:

| Date | Opponent | Result | Att | Comp | NetYds | TD | Int |
|----------------|---------------|--------------------|-----|------|--------|----|-----|
| Oct. 16, 1983 | @ Detroit | L, 31-17 | 46 | 28 | 309 | 2 | 0 |
| Nov. 8, 1987 | @ Green Bay | W, 26-24 | 42 | 21 | 247 | 1 | 2 |
| Jan. 8, 1989* | San Francisco | L, 28-3 | 41 | 20 | 176 | 0 | 1 |
| Sept. 23, 1991 | NY Jets | W, 19-13 <i>OT</i> | 42 | 28 | 289 | 1 | 1 |
| Sept. 29, 1991 | @ Buffalo | L, 35-20 | 42 | 22 | 269 | 0 | 1 |
| Oct. 6, 1991 | Washington | L, 20-7 | 41 | 17 | 199 | 0 | 3 |
| Nov. 24, 1991 | Miami | L, 16-13 <i>OT</i> | 40 | 25 | 204 | 0 | 0 |
| Nov. 28, 1991 | @ Detroit | L, 16-6 | 48 | 27 | 231 | 0 | 4 |
| Dec. 29, 1991* | Dallas | L, 17-13 | 45 | 23 | 222 | 1 | 2 |
| Sept. 13, 1992 | @ New Orleans | L, 28-6 | 45 | 25 | 260 | 0 | 2 |
| Nov. 22, 1992 | Green Bay | L, 17-3 | 41 | 24 | 257 | 0 | 2 |

In regulation against the Jets the Bears had 31 pass attempts. All 40 passes against Miami were in regulation.

* Playoff game

JENNINGS



85

Tight End
Fourth Year
Clemson
6'4" , 260 lbs.
May 19, 1966
FA-91

Keith JENNINGS

PRO CAREER: Starting tight end in 1992 as Thornton spent entire season on IR...Eleven of his 37 career receptions and only pro TD have come against the Packers.

1992 SEASON: Fifth on club with 23 receptions...Earned game ball in season opener vs. Det with three catches for 43 yards and career-long 23-yarder...Three catches for 34 yards vs. NYG in Week 3...Did not start next week vs. Atl (9/27) due to sore shoulder...Returned to starting line-up at Min (10/4) but was back as sub the following week...Grabbed first pro TD and two receptions as starter at GB (10/25)...Seven receptions in final eight game after catching 14 in first eight. **Games played-started:** 16-14

PREVIOUS SEASONS: **1991** — Joined club (10/9) when Cap Boso was lost for the season...Started for injured Thornton vs. GB (12/8) and led all Bears with four catches for 63 yards to earn a game ball...Started final two games and playoff contest vs. Dal...Saw first action at GB(10/17) catching one seven-yard pass...Spent training camp with Broncos; released in final cutdown. **1990** — Released by Cowboys during training camp...Joined Montreal Machine in WLAFL. **1989** — Waived in final cuts, but rejoined Dallas practice squad...Activated in Week 7 and played in final 10 games on special teams and as second tight end...First pro reception was six-yarder at NYG (12/16)...Four-for-37 yards vs. GB (12/24) in season finale...Drafted in fifth round by Dallas (113th overall).

COLLEGIATE, PERSONAL: Honorable mention all-America wide receiver as senior...Finished as Tigers' eighth all-time leader with 78 catches and ninth with 1,117 yards...Led Tigers with 30 receptions in 1988...Led wideouts in "knockdown blocks" final two years...Had Clemson bowl-record with 110 receiving yards vs. Penn State in Citrus Bowl as junior season...Top regular season game was 6-84 yards vs. NC State in '87...Caught 85 passes for 1,760 yards and 17 TDs in final two years at Summerville High (SC)...Led team to three state titles...All-state first baseman who played on two state champion teams...Brother of Stanford Jennings, former Bengals running back/kick returner...Given name Keith O'Neal Jennings...Married (Yolanda).

Jennings' Pro Stats

| | Rec. | Yds | Avg | LG | TD | G-GS |
|-----------------|--------------|------------|-------------|-----------|----------|--------------|
| 1989 Cowboys | 6 | 47 | 7.8 | 14 | 0 | 10-0 |
| 1990 | Did not play | | | | | |
| 1991 Bears | 8 | 109 | 13.6 | 19 | 0 | 10-3 |
| 1992 Bears | 23 | 264 | 11.4 | 23 | 1 | 16-14 |
| Career | 37 | 420 | 11.4 | 23 | 1 | 36-17 |
| Playoffs | | | | | | |
| 1991 Bears | 0 | 0 | 0.0 | 0 | 0 | 1-1 |
| Career | 0 | 0 | 0.0 | 0 | 0 | 1-1 |

Jennings' Single Game Highs

Rec.: 4 vs. GB (12/24/89); vs. GB (12/8/91) Rec. yards: 63 vs. GB (12/8/91)
 Long: 23 vs. Det (9/6/92)



53

Linebacker
Sixth Year
Oklahoma
6'2" , 238 lbs.
Mar. 23, 1965
D2-88

danté JONES

PRO CAREER: Back-up to Singletary for past five seasons...Both career starts were at OLB.

1992 SEASON: Finished with career-best 29 tackles...Second on club with 10 special teams tackles...Played in first 13 games before injuring right hamstring at Hou (12/7) and being placed on IR (12/11)...Three solo tackles vs. NYG (9/21)...Five tackles, four solo at GB (10/25)...Seven tackles vs. Min the following week. **Games played-started:** 13-0

PREVIOUS SEASONS: **1991** — Season-high nine tackles, six solo, vs NYG (9/15). Prevented TD with goalline stop of Ottis Anderson...Six stops, four solo, and one forced fumble at Buf (9/29)...Four solo tackles following week vs. Wash (10/6)...Eight stops vs. Dal (12/29). **1990** — Injured knee in pre-season practice (8/27) and placed on IR (9/4)...Activated 12/19 following game at Det when Rivera, Roper, and Cox all were injured...Recorded four tackles and 14-yard sack vs. TB (12/23)...Sack vs. KC (12/29)...Recovered blocked field goal in playoffs vs. NO (1/6/91) and contributed two tackles on special teams. **1989** — Replaced injured Singletary at MLB early in season finale at SF (12/24). Finished with career-high 14 tackles, nine solo...Started at RLB in opener vs. Cin (9/10) recording six tackles...Injured hamstring in Week 3 and placed on IR (9/27)...Returned at Pit (11/12) and contributed primarily on special teams for remainder of season. **1988** — Made only start vs. Dal (10/16) at RLB for injured Morrissey...Had 10 tackles, six solos, before spraining left ankle in fourth quarter...Did not play following week and was sub and special teamer in remaining games...Drafted in second round (51st overall).

COLLEGIATE, PERSONAL: Big Eight Defensive Player of Year as senior...Had 118 tackles to pace unit that allowed just 82 points in 11 games...Had three interceptions...Split time at OLB as junior...Defensive Player of Game in 1987 Orange Bowl after nine tackles, deflected pass, and interception while filling in for suspended Brian Bosworth...Split time as sophomore recording 71 tackles and two sacks...All-state linebacker at Dallas' Skyline High...Degree in political science...Enjoys writing songs in spare time...Given name Danté Delaneo Jones...Single.

Jones' Pro Stats

| | Int-Yds | Tkls-Solo | Force Fum | Fum Rec | Pass Def | Sacks | G-GS |
|-----------------|------------|---------------|-----------|----------|----------|-------------|-------------|
| 1988 | 0-0 | 16-10 | 0 | 0 | 0 | 0-0 | 15-1 |
| 1989 | 0-0 | 28-14 | 0 | 0 | 0 | 0-0 | 10-1 |
| 1990 | 0-0 | 9-6 | 1 | 0 | 0 | 2-21 | 2-0 |
| 1991 | 0-0 | 28-16 | 1 | 0 | 0 | 0-0 | 16-0 |
| 1992 | 0-0 | 29-16 | 0 | 0 | 0 | 0-0 | 13-0 |
| Career | 0-0 | 110-62 | 2 | 0 | 0 | 2-21 | 56-2 |
| Playoffs | | | | | | | |
| 1988 | 0-0 | 0 | 0 | 0 | 0 | 0-0 | 2-0 |
| 1990 | 0-0 | 0 | 0 | 0 | 0 | 0-0 | 2-0 |
| 1991 | 0-0 | 8-2 | 0 | 0 | 0 | 0-0 | 1-0 |
| Career | 0-0 | 8-2 | 0 | 0 | 0 | 0-0 | 5-0 |

Jones' Single Game Highs

Tackles: 14 at SF (12/24/89)

Solos: 9 at SF (12/24/89)

JURKOVIC / KMET



64

Guard

Second Year

Notre Dame

6'3", 290 lbs.

Apr. 19, 1970
D9-92

mirko JURKOVIC

PRO CAREER: Showed promise in '92 training camp before injuring knee.

1992 SEASON: Spent entire season on IR after injuring knee in first week of training camp...Surgery (8/19)...Drafted in ninth round (246th overall). **Games played-started:** 0-0

COLLEGIATE, PERSONAL: Started two years at right guard...Converted from defensive to offensive line in '89...Can play guard, center, and long- and short-snap...Played under Tom Moore, who coached Jim Covert at Pitt...All-American as senior by The Walter Camp Foundation & *Football News*...Team's Lineman of the Year...Started every game on offense which ranked sixth nationally in rushing...Became team's third guard as sophomore after playing freshman year at defensive line...Played behind all-American guard Tim Grunhard (Chiefs)...Played all 12 games as freshman as a reserve defensive tackle...Compiled six tackles (three solo)...All-state and two-time all-area selection at Thornton Fractional (Calumet City, IL) High...Rated the 69th best prep player in the nation by UPI...Lettered in basketball and baseball...Brother, John, was two-time all-American at Eastern Illinois and currently plays for Packers...Marketing major at Notre Dame's College of Business Administration...Given name Mirko Veljko Jurkovic...Single.



94

Defensive Line

First Year

Purdue

6'3", 289 lbs.

Mar. 13, 1970
FA-93

frank KMET

PRO CAREER: Signed as free agent 3/2/93.

1992 SEASON: Selected by Bills in fourth-round of draft (111th overall)...Waived in cutdown to 60...Tried out in Packers training camp and spent two weeks on Browns practice squad. **Games played-started:** 0-0

COLLEGIATE, PERSONAL: Accumulated 195 tackles in four seasons at Purdue...Played only six games after breaking leg vs. Wisconsin in senior season...All-Big Ten honorable mention as junior...Had 12 tackles and two forced fumbles against Washington in '90...Played in every game, starting six, as sophomore...Saw action at left end in final nine games as true freshman...Unanimous all-state selection and Illinois Player of the Year at Arlington Heights' Hersey high (IL)...Listed among *USA Today's* top 100 recruits...Two-time wrestling MVP winning sectional and regional titles...Given name Frank Scott Kmet...Single.



88

Wide Receiver
Eighth Year
BYU6'1" , 210 lbs.
Dec. 31, 1962
D11-86

glen KOZLOWSKI

PRO CAREER: Valuable special teams player and back-up receiver since 1987.

1992 SEASON: Action was limited because of two stints on IR...Made team due to special teams contributions in training camp...Earned game ball in opener for special teams play; injured knee on second half opening kickoff and was placed on IR (9/8)...Returned to practice (11/25) and immediately saw action on coverage units as well as nickel receiver...Lone reception of season came following week at Hou (12/7)...Re-injured knee vs. Pit (12/13) and placed back on IR (12/18) for final two games...Seventh on special teams with four tackles including two inside-20...Waived on final cutdown, but was claimed when passed waivers (9/2). **Games played-started:** 4-0

PREVIOUS SEASONS: 1991 — Led special teams in tackles (35) for third straight year...Forced fumble in season opener vs. Min (9/1)...Recovered fumble and made key solo tackle vs. NYG (9/15) to earn game ball...Game ball for special teams effort vs. Det (11/3)...Caught five-yard pass vs. NYJ (9/23) and 11-yarder at Min (11/11)...Waived in final cutdown (8/27), but rejoined club the following day when Gardocki, Morris, and Gayle were placed on IR. **1990** — Pulled groin in training camp and placed on IR prior to season (9/4)...Activated (10/6) and caught two passes for 17 yards following day vs. GB (10/7)...Two receptions for 12 yards at Wash (12/9)...Led special teams in tackles (23) for second straight year...32-yard catch vs. Rams (10/14)...Surgery on right shoulder (1/15). **1989** — Club's fifth wide receiver...Had 22 special teams tackles as "gunner"...Career-long 55-yard catch from Tomczak at Det (9/24)...Blocked punt vs. Det (12/10)...Returned four punts vs. TB (11/19). **1988** — Three receptions for 92 yards...50-yard catch from McMahon vs. Min (9/18)...Third on special teams with 13 tackles...Two kickoff returns for 37 yards. **1987** — Released in final cutdown...Joined team for non-union games and led Bears with 15 receptions...Five catches for 65 yards and two TDs at Phil (10/4)...Seven receptions for 87 yards and TD vs. Min (10/11)...Broke ankle in fourth quarter vs. NO (10/18) and spent remainder of season on IR. **1986** — Spent entire season on IR...Drafted in 11th round (306th overall), but was still recovering from college knee injury.

COLLEGIATE, PERSONAL: Played in just five games as senior due to knee injury...Tore anterior cruciate ligament in right knee and required surgery (1/86)...Caught 23 passes for 436 yards and two TDs as senior...All-WAC as junior after 55 catches for 879 yards and 11 TDs...Caught 29 passes for 376 yards in freshman year when Jim McMahon was QB...Older brother Mike played safety for Miami Dolphins (1979-86)...Prepped at Carlsbad (CA) High...Established Great Expectations, a charitable organization which talks to youths about staying in school and keeping off drugs...Given name Glen Allen Kozlowski...Married (Julie)...Four sons (Brent, Tyler, Kyle, and Kelin).

Kozlowski's stats on next page

KOZLOWSKI

Kozlowski's Pro Stats

| | Receiving | | | | Kickoff Returns | | | | | Punt Returns | | | | G-GS | | |
|---------------|-----------|------------|-------------|-----------|-----------------|------------------------|------------|-------------|-----------|--------------|----------|-----------|-------------|----------|----------|-------------|
| | No | Yds | Avg | LG | TD | No | Yds | Avg | LG | TD | No | Yds | Avg | | LG | TD |
| 1986 | | | | | | | | | | | | | | | | |
| | | | | | | Injured Reserve — knee | | | | | | | | | | |
| 1987 | 15 | 199 | 13.3 | 28 | 3 | 3 | 72 | 24.0 | 31 | 0 | 0 | 0 | 0.0 | 0 | 0 | 3-3 |
| 1988 | 3 | 92 | 30.7 | 50 | 0 | 2 | 37 | 18.5 | 24 | 0 | 1 | 0 | 0.0 | 0 | 0 | 16-0 |
| 1989 | 3 | 74 | 24.7 | 55 | 0 | 1 | 12 | 12.0 | 12 | 0 | 4 | -2 | -0.5 | 4 | 0 | 15-0 |
| 1990 | 7 | 83 | 11.9 | 32 | 0 | 0 | 0 | 0.0 | 0 | 0 | 0 | 0 | 0.0 | 0 | 0 | 12-0 |
| 1991 | 2 | 16 | 8.0 | 11 | 0 | 0 | 0 | 0.0 | 0 | 0 | 0 | 0 | 0.0 | 0 | 0 | 16-0 |
| 1992 | 1 | 7 | 7.0 | 7 | 0 | 0 | 0 | 0.0 | 0 | 0 | 0 | 0 | 0.0 | 0 | 0 | 4-0 |
| Career | 31 | 471 | 15.2 | 55 | 3 | 6 | 121 | 20.2 | 31 | 0 | 5 | -2 | -0.4 | 4 | 0 | 66-3 |

Also: 1 rush for 3 yards in 1988.

Playoffs

| | Receiving | | | | Kickoff Returns | | | | | Punt Returns | | | | G-GS | | |
|---------------|-----------|-----------|-------------|-----------|-----------------|-------------------------|-----------|-------------|-----------|--------------|----------|----------|------------|----------|----------|------------|
| | No | Yds | Avg | LG | TD | No | Yds | Avg | LG | TD | No | Yds | Avg | | LG | TD |
| 1987 | | | | | | | | | | | | | | | | |
| | | | | | | Injured Reserve — ankle | | | | | | | | | | |
| 1988 | 0 | 0 | 0.0 | 0 | 0 | 1 | 23 | 23.0 | 23 | 0 | 0 | 0 | 0.0 | 0 | 0 | 2-0 |
| 1990 | 1 | 10 | 10.0 | 10 | 0 | 0 | 0 | 0.0 | 0 | 0 | 0 | 0 | 0.0 | 0 | 0 | 2-0 |
| 1991 | 0 | 0 | 0.0 | 0 | 0 | 0 | 0 | 0.0 | 0 | 0 | 0 | 0 | 0.0 | 0 | 0 | 1-0 |
| Career | 1 | 10 | 10.0 | 10 | 0 | 1 | 23 | 23.0 | 23 | 0 | 0 | 0 | 0.0 | 0 | 0 | 5-0 |

Kozlowski's Single Game Highs

Receptions: 7 vs. Min (10/11/87)

TDs: 2 at Phil (10/4/87)

Yards receiving: 87 vs. Min (10/11/87)

Long: 55 at Det (9/24/89)

CAREER GAMES AND STARTS

| Player | Career | | Consecutive | | Player | Career | | Consecutive | |
|-----------|--------|-----|-------------|----|---------------|--------|-----|-------------|----|
| | G | S | G | S | | G | S | G | S |
| Age | 6 | 0 | 3 | 0 | Leeuwenburg | 12 | 0 | 12 | 0 |
| Anderson | 101 | 81 | 17 | 0 | Lewis | 31 | 5 | 29 | 4 |
| Armstrong | 57 | 56 | 3 | 3 | Lincoln | 0 | 0 | 0 | 0 |
| Auzenne | 16 | 16 | 16 | 16 | Mangum | 31 | 2 | 0 | 0 |
| Blaylock | 62 | 19 | 2 | 1 | McMichael | 181 | 141 | 175 | 32 |
| Bortz | 143 | 127 | 11 | 11 | Morgan | 26 | 6 | 12 | 4 |
| Butler | 124 | — | 124 | — | Morrissey | 106 | 56 | 48 | 3 |
| Cain | 57 | 13 | 57 | 8 | Paul | 62 | 15 | 16 | 0 |
| Carrier | 48 | 46 | 48 | 5 | Perry | 107 | 94 | 15 | 14 |
| Christian | 2 | 0 | 2 | 0 | Roper | 62 | 39 | 32 | 5 |
| Cox | 35 | 3 | 16 | 0 | Ryan | 47 | 5 | 33 | 0 |
| Davis | 76 | 51 | 43 | 7 | Schwartz | 1 | 0 | 1 | 0 |
| Dent | 151 | 131 | 57 | 57 | Smith | 37 | 9 | 0 | 0 |
| Douglass | 84 | 11 | 38 | 0 | Spellman | 15 | 0 | 4 | 0 |
| Fain | 24 | 8 | 18 | 4 | Stinson | 70 | 42 | 32 | 0 |
| Fontenot | 64 | 25 | 64 | 22 | Thayer | 124 | 120 | 124 | 80 |
| Furrer | 2 | 1 | 1 | 1 | Thomas | 26 | 7 | 1 | 0 |
| Gardocki | 20 | — | 20 | — | Van Home | 173 | 166 | 53 | 53 |
| Gayle | 112 | 60 | 11 | 11 | Waddle | 35 | 25 | 0 | 0 |
| Green | 53 | 5 | 7 | 0 | Williams | 19 | 0 | 2 | 0 |
| Harbaugh | 72 | 50 | 32 | 0 | Willis | 16 | 2 | 0 | 0 |
| Heyward | 66 | 46 | 16 | 2 | Wojciechowski | 80 | 30 | 39 | 0 |
| Jennings | 36 | 17 | 26 | 10 | Woolford | 55 | 55 | 29 | 29 |
| Jones | 56 | 2 | 0 | 0 | Wright | 13 | 0 | 0 | 0 |
| Jurkovic | 0 | 0 | 0 | 0 | Zorich | 28 | 2 | 19 | 0 |
| Kozlowski | 66 | 3 | 0 | 0 | | | | | |

Regular season only.



58

Guard / Center
Second Year
Colorado
6'2" , 290 lbs.
June 18, 1969
FA-92

Jay LEEUEWENBURG

PRO CAREER: Can play guard, center, and long snap.

1992 SEASON: Joined Bears (9/2) and was inactive for first game...Active, but did not play, in next three games before seeing action on kickoff return at Min (10/4)...Played right guard for a quarter at TB (11/15)...Returned a kickoff seven yards vs. Pit (12/20)...Saw significant action in final three games at right and left guard as Bears used rotation on offensive line...Drafted in ninth round by Kansas City (244th overall), but left unprotected by Chiefs after final cuts and was claimed by Bears. **Games played-started:** 12-0

COLLEGIATE, PERSONAL: Consensus all-America pick and first-team all-Big Eight as senior...Started every game despite breaking right hand in second game of season vs. Stanford...Used left hand to snap while bone healed...Honorable mention all-America and first-team as junior while starting all 12 games at center...Made key block on one-yard TD giving Colorado a 10-9 victory over Notre Dame in national championship Orange Bowl...Honorable mention all-Big Eight as sophomore while starting every game...Played in six games as back-up center in '88...Redshirt as true freshman in '87...Graduated with degree in English...Had highest grade-point average on team...Played every offensive line position and defensive tackle at Missouri's Kirkwood High...Also participated in wrestling and basketball...Enjoys reading and cooking, involved with the Diabetes foundation...Father, Richard, played tackle one season for the Bears in 1965...Given name Jay Robert Leeuwenburg...Married (Ingher).

Leeuwenburg's Pro Stats

Games-Starts: 12-0 — 1992 (12-0).
Also: 1 KOR for 7 yards in 1992.

GETTING STARTED

The top Bears in consecutive games played and games started along with the dates their streaks began.

Consecutive Games Played

| | | |
|-----|-----------------|----------------|
| 175 | Steve McMichael | Oct. 19, 1981 |
| 124 | Kevin Butler | Sept. 8, 1985 |
| 124 | Tom Thayer | Sept. 8, 1985 |
| 64 | Jerry Fontenot | Sept. 10, 1989 |
| 57 | Richard Dent | Oct. 29, 1989 |
| 57 | Joe Cain | Oct. 29, 1989 |

Consecutive Games Started

| | | |
|----|------------------|----------------|
| 80 | Tom Thayer | Sept. 4, 1988 |
| 57 | Richard Dent | Oct. 29, 1989 |
| 53 | Keith Van Horn | Nov. 26, 1989 |
| 32 | Steve McMichael | Sept. 1, 1991 |
| 29 | Donnell Woolford | Sept. 23, 1991 |

LEWIS



33

Running Back
Third Year
Texas A & M
5'10", 225 lbs.
Nov. 7, 1968
D6-91

darren LEWIS

PRO CAREER: Five starts...97-yard kickoff return in 1992 was longest by a Bear in seven years...Had 36 rushing yards during rookie season, but 65 in playoff game vs. Dallas.

1992 SEASON: Led club in KOR with 23 returns for 511 yards (22.2 avg.)...Bears' third leading rusher with 90 carries and 382 yards...Saw action as sub in first nine games, but started final four...Injured right ankle in second quarter vs. NYG (9/21) and did not return...Scored first pro TD vs. TB (10/18) on seven-yard run...Earned game ball at GB (10/25) for 30-yard TD and two KOR for 50 yards...Saw significant action vs. Cin (11/8) rushing 10 times for career-high 72 yards and career-long 33-yarder. Also returned four kickoffs for 166 yards including 97-yarder for TD...Earned first pro start following week at TB (11/15) rushing 13 times for 64 yards, but suffered injured ankle and did not start next two games...Career-high 16 rushes vs. Pit (12/13)...Closed out season at Dal (12/27) with seven rushes for (-5) yards...Led team in rushing in pre-season with 163 yards on 22 carries (7.4 avg.). **Games played-started:** 16-5

PREVIOUS SEASONS: 1991 — Moved from halfback to fullback early in regular season when Muster was injured...Had best game in playoff contest vs. Dal (12/29) rushing nine times for 65 yards (11-yard long), and returning three kickoffs for 44 yards (26-yard long)...Inactive in Week 3 with leg infection...Three carries for 11 yards including season-long nine-yarder vs. NYJ (9/23)...Five carries for 10 yards vs. GB (12/8) and three carries for six yards vs. TB (12/14)...Third with 15 special teams tackles...Carried 27 times for 106 yards and one TD in pre-season...Drafted in sixth round (161st overall).

COLLEGIATE, PERSONAL: Holds 13 Southwest Conference and 25 school records, including most yards rushing (5,012), rushing attempts (909), 200-yard games (five), rushes per game (20.7), and yards per carry (5.5)...His 5,012 career yards rank fifth on the all-time list behind Tony Dorsett (6,082), Charles White, Herschel Walker, and Archie Griffin...College passing: six of 11 for 150 yards and four TDs...SWC Offensive Player of Year and consensus all-American as senior...Third in nation averaging 140.9 yards rushing...Ten 100-yard games in 12-game season...Scored 18 TDs and gained 1,691 yards (5.8 avg.), one yard shy of school record he set as sophomore...Conference Player of the Week after 232 yards on 34 carries vs. Texas Tech...Second 200-yard game was 207-yard, four-TD effort vs. SMU...Consensus second-team all-SWC selection...Third in conference with 961 yards on 185 carries and 11 TDs...201-yards and two TDs on 28 carries vs. Rice...SWC Offensive Player of Year, first-team all-America by *Sporting News* and AP as sophomore...Second in nation with school's single season record 1,692 yards and 306 carries (5.5 avg.)...The 1,692 yards erased Bob Smith's 1,302 which stood for 41 years...Fell just 82 yards shy of Earl Campbell's 1,774 yards in 1977 as best rushing season in SWC. The 306 attempts established a conference record...Set Aggie record with 10 consecutive games over 100-yards rushing...Season best was 212 yards on 38 carries vs. Texas...SWC Newcomer of the Year and second-team all-SWC as freshman...Led team with 668 yards and eight TDs on 127 carries...Season-high 194 yards, including scoring runs of 80- and 35-yards vs. TCU...Threw 24-yard TD and ran for 52 yards on seven carries in 35-10 Cotton

Bowl win over Notre Dame...*Parade* all-American from Dallas' Carter High...Gained 1,658 yards on 195 carries as senior...Broke leg in junior season, but still managed 995 yards, including a 309-yard performance...Sports management major...Given name Darren Lewis...Married (Tiffany)...Sons (Kendrick and Darius) and daughter (Kierra).

| | Rushing | | | | Lewis' Pro Stats | | | | | | Kickoff Returns | | | | G-GS | |
|---------------------------------------|------------|------------|------------|-----------|------------------|---|------------|------------|-----------|----------|-----------------|------------|-------------|-----------|----------|-------------|
| | No | Yds | Avg | LG TD | Receiving | | No | Yds | Avg | LG TD | No | Yds | Avg | LG TD | | |
| 1991 | 15 | 36 | 2.4 | 9 | 0 | 0 | 0 | 0.0 | 0 | 0 | 2 | 13 | 6.5 | 13 | 0 | 15-0 |
| 1992 | 90 | 382 | 4.2 | 33 | 4 | 18 | 175 | 9.7 | 30 | 0 | 23 | 511 | 22.2 | 97 | 1 | 16-5 |
| Career | 105 | 422 | 4.0 | 33 | 4 | 18 | 175 | 9.7 | 30 | 0 | 25 | 524 | 21.0 | 97 | 1 | 31-5 |
| Playoffs | | | | | | | | | | | | | | | | |
| 1991 | 9 | 65 | 7.2 | 11 | 0 | 0 | 0 | 0.0 | 0 | 0 | 3 | 44 | 14.7 | 26 | 0 | 1-0 |
| Career | 9 | 65 | 7.2 | 11 | 0 | 0 | 0 | 0.0 | 0 | 0 | 3 | 44 | 14.7 | 26 | 0 | 1-0 |
| Lewis' Single Game Highs | | | | | | | | | | | | | | | | |
| Rushes: 16 vs. Pit (12/13/92) | | | | | | KORs: 4 vs. Cin (11/8/92); at Hou (12/7/92) | | | | | | | | | | |
| Yards rushing: 72 vs. Cin (11/8/92) | | | | | | KOR Yards: 166 vs. Cin (11/8/92) | | | | | | | | | | |
| Long rush: 33 vs. Cin (11/8/92) | | | | | | Long KOR: 97 vs. Cin (11/8/92) | | | | | | | | | | |
| Receptions: 4 vs. Min (11/2/92) | | | | | | Long reception: 30 at Hou (12/7/92) | | | | | | | | | | |
| Receiving yards: 31 vs. Min (11/2/92) | | | | | | | | | | | | | | | | |



39

Cornerback
Second Year
Tennessee
5'10", 184 lbs.
Apr. 7, 1969
D3-92

jeremy LINCOLN

PRO CAREER: Missed entire rookie season with knee injury suffered in training camp.

1992 SEASON: Injured left knee on second day of training camp (7/24)...Surgery on 10/7...Placed on IR (9/1) and missed entire season...Drafted in third round (80th overall).

COLLEGIATE, PERSONAL: Voted first-team all-conference by SEC coaches as senior...Started every game at corner and led team with nine pass deflections...Season-high eight tackles vs Alabama...Interception and recovery of blocked punt in the end zone for a TD in 36-25 victory over Mississippi...Started junior season at right corner and finished second in secondary with 54 stops (42 solo)...Recovered four fumbles and forced two...Season-best 10 stops and fumble recovery in victory over Kentucky... Redshirted in 1989 to recover from shoulder injury suffered late in sophomore season...Played in UT's first eight contests before shoulder injury forced him to miss remainder of sophomore campaign...Only true freshman to see extensive playing time...All-city, all-district, and second-team all-state selection at DeVilbiss High in Toledo, Ohio...Saw action at safety and quarterback during prep career...Standout track athlete who won National TAC Juniors 400-meter dash as sophomore...Holds the school record in long jump...Runs 4.45 in 40 and has vertical leap of 36 inches...General business major...Given name is Jeremy Arlo Lincoln...Single.

MANGUM



26

Safety
Fourth Year
Alabama
5'10", 178 lbs.
Mar. 16, 1967
D6-90

john MANGUM

PRO CAREER: Expected to move to safety after spending first three seasons as cornerback...Used primarily as nickelback and on special teams...Two career starts.

1992 SEASON: One tackle in each of first three games...Started vs. Atlanta's Red Gun offense (9/27) and had seven solo tackles...Injured left knee in practice (10/8) and placed on IR...Missed first practice since eight-years old...Surgery on knee (10/13). **Games played-started:** 5-1

PREVIOUS SEASONS: **1991** — Played in all 16 games as part of Bears nickel package...Game ball for career-high 10 tackles (eight solo), fumble recovery, and pass defended at TB (9/8)...Started for injured Woolford vs NYG (9/15) making nine tackles and earning game ball for role on FG block team...Nine-yard sack at GB (10/17)...Eight solo tackles in game ball effort at NO (10/27)...First regular season interception vs. Det (11/3) along with seven tackles, six solo, and two passes defended. **1990** — Waived in Bears' final cutdown (9/3)...Signed to Tampa Bay's practice squad (10/3)...Signed to Bears' active roster (10/23) when Douglass went on IR...Saw action on special teams and as nickelback...Three solos in each Lions game...First career interception in playoff game vs. Saints (1/6/91)...Team-high three passes defended including fourth quarter knockdown in endzone vs. NO...Drafted in sixth round (144th overall).

COLLEGIATE, PERSONAL: All-American cornerback as senior and sophomore; all-SEC final three seasons...16 career interceptions...Led squad with five pickoffs for 37 yards and 24 pass deflections...Late interception to preserve win vs. Vanderbilt earned SEC Player of the Week honors...Led secondary with 66 tackles as junior...Led team with 13 passes defended; had five interceptions for 57 yards including a TD vs. Tenn...Started every game as sophomore contributing season-high 81 tackles...Led team with 10 passes defended; recovered two fumbles and had five interceptions...Contributed 12 tackles and an interception vs. Notre Dame...Played in every game as freshman...Quarterback and defensive back in leading Magee High to back-to-back Mississippi State Championships...Father (John) played for Boston Patriots of American Football League...Banking and finance major with 3.2 GPA...Married (Stacy).

Mangum's Pro Stats

| | Int-Yds | Tkls-Solo | Force | Fum | Fum Rec | Pass Def | Sacks | G-GS |
|-----------------|------------|--------------|----------|-----|----------|----------|------------|-------------|
| 1990 | 0-0 | 13-9 | 1 | | 0 | 1 | 0-0 | 10-0 |
| 1991 | 1-5 | 68-49 | 1 | | 1 | 7 | 1-9 | 16-1 |
| 1992 | 0-0 | 10-8 | 0 | | 0 | 1 | 0-0 | 5-1 |
| Career | 1-5 | 91-66 | 2 | | 1 | 9 | 1-9 | 31-2 |
| Playoffs | | | | | | | | |
| 1990 | 1-9 | 3-3 | 0 | | 0 | 3 | 0-0 | 2-0 |
| 1991 | 0-0 | 1-0 | 0 | | 0 | 0 | 0-0 | 1-0 |
| Career | 1-9 | 4-3 | 0 | | 0 | 3 | 0-0 | 3-0 |

Mangum's Single Game Highs

Tackles: 10 at TB (9/8/91) Solo: 8 at TB (9/8/91); at NO (10/27/91)
Passes Defended: 3 vs. NO* (1/6/91) *Playoff game



76

steve McMICHAEL

Defensive Tackle
 Fourteenth Year
 Texas
 6'2", 268 lbs.
 Oct. 17, 1957
 FA-81

PRO CAREER: Second on Bears' all-time sack list with 86.5...Third longest streak in club history with 175 *consecutive* games played (behind Payton's 186 and Hartenstine's 179)...Active Bears leader with 741 career tackles and 175 games played (Payton holds record with 190 games)...Had streak of 101 straight starts snapped in 1990...Holds club record with three career safeties. (All came against GB: 11/3/85, 9/22/86, 11/27/88)...Pro Bowl after '86 and '87 seasons.

1992 SEASON: Played in every game for 11th straight year (excluding non-union contests in '87)...Forced four fumbles...Tops on team with 10.5 sacks...Led linemen with 89 tackles...Two sacks and six tackles in opener vs. Det (9/6)...Nine stops vs. NYG (9/21)...Game ball at GB (10/25) for nine tackles, six solo, two forced fumbles, one recovery, and two sacks for 14 yards...Seven tackles and one sack vs. Cin (11/8)...Two sacks, forced fumble, and four solo stops vs. Pit (12/13) **Games played-started:** 16-16

PREVIOUS SEASONS: **1991** — Second-team all-NFL by AP; first-team all-NFC by *Football News*...Finished fourth on team with 91 tackles and second with nine sacks...Seven tackles, sack, and pass defended in season opener victory over Min (9/1)...Two sacks for 18 yards following week at TB (9/8)...Game ball for Bears win vs. NYJ (9/23) for stripping Blair Thomas and recovering fumble in final minute of game which led to Bears game-tying score...Had sack in five straight games from 10/27 to 11/24, second longest streak in club history — behind his six straight games in 1989...Three eight-tackle games: at NO (10/27), at Min (11/11), and vs. Mia (11/24)...Game ball vs. TB with five tackles, three solo, and a fumble recovery...Second on team with 11 stops, eight solo, in playoff game vs. Dal (12/29). **1990** — Did not start in season opener, snapping streak of 101 starts (reported late due to contract)...Opened in Week 4 and alternated starts with Hampton for remainder of season...Rotated by series with Hampton and Perry...Two sacks vs. TB (12/23)...Tied career-high with 12 tackles, five solo, at Wash (12/9)...Started in playoffs vs. NO (1/6/91) and contributed four tackles and nine-yard sack which knocked Steve Walsh from game...Had 10 stops (seven solo), sack, and forced fumble at Giants (1/13/91)...Surgery in off-season on right knee (2/18). **1989** — Scored highest on Bear coaches grading system...One of just two Bears to start all 16 games on defense (Singletary)...Second on club with 108 tackles (tied) and 7.5 sacks...Led defensive linemen with 59 solo stops...Notched seven or more takedowns in eight games...Game ball recipient for six tackles and four pressures vs. Min (9/17); and nine stops, seven solo, and sack in win over Rams (10/29)...Sack (or half-sack) in six consecutive games from 10/29-12/3...Season-high 10 tackles vs. TB (11/19). **1988** — Led team in sacks (11.5) for first time in career...Tied for third on club with 88 tackles...Tied career-high with three sacks vs. Dal (10/16)...Two sacks vs. GB (12/7) including his third career safety...Season-high 11 tackles at TB (11/20)...Had 10 tackles, fumble recovery and forced fumble at Ind (9/11)...Knee surgery following season (2/6/89). **1987** — Made second straight Pro Bowl appearance after finishing second on team with 7.5 sacks...Named all-NFL by AP, PFWA, PFW, TSN; all-NFC by UPI, *Football News*...NFC Defensive Player of the Week after career-high 12 tackles and three sacks at Min (12/6)...Had 10 tackles and two sacks in season finale at LA

McMICHAEL

Raiders (12/27). **1986** — All-NFL selection by PFWA and TSN while earning first Pro Bowl spot...Third on team in sacks (8.5), sixth in tackles (87)...Game ball at GB (9/22) after five tackles, two sacks, and safety in comeback win...Only career interception in season finale at Dal (12/21)...Strong play against Min included two sacks (10/5) and 10 tackles (10/19). **1985** — AP and UPI all-NFL honors...Eight sacks ranked third on team...Best outing was two sacks, four tackles, and two knocked down passes at SF (10/13). **1984** — Finished with 10 sacks (third on team) and 42 tackles (seventh)...NFC Defensive Player of the Week in finale at Det after five tackles and 2.5 sacks. **1983** — Became starter and finished second on team with 8.5 sacks...Earned first Bears game ball after five tackles, two sacks and forced fumble at TB (11/20). **1982** — Had 64-yard fumble return vs. TB (1/2/83). **1981** — Joined Bears (10/15) after being waived by Pats during '81 training camp...Played in last 10 games. **1980** — Played in six games for Patriots before back injury put him on IR (11/3) for remainder of season...Drafted in third round by New England (72nd overall).

COLLEGIATE, PERSONAL: Consensus all-America and finalist for '79 Outland Trophy and '80 Lombardi Award...Career totals at Texas show 372 tackles and 30 sacks...Led team in tackles final two seasons: 142 as junior, 138 as senior...Defensive MVP in '80 Hula Bowl with 14 tackles...Kicked eight of 10 PATs and two of three FGs as sophomore when Russell Erleben was hurt...Prepped at Freer (TX) High...Hobbies include rattlesnake hunting, fishing...Physical education major...Community service work includes: Juvenile Diabetes Foundation, Boys Hope, Better Boys Foundation, and Brian Piccolo Cancer Research Foundation...Finalist for '87 Miller Lite NFL Defensive Lineman of the Year...Inducted to Texas Sports Hall of Fame during '92 off-season...Part-time owner of Schotz's, oldest tavern in Texas, which was visited by Clinton prior to election...Wife Debra was named Mrs. Illinois in 1987 and Mrs. Texas 1992...Given name Steve Douglas McMichael...Married (Debra).

McMichael's Pro Stats

| | Int-Yds | Tkls-Solo | Forc Fum | Fum Rec | Pass Def | Sack-Yds | G-GS |
|---------------|------------|----------------|-----------|-----------|-----------|-----------------|----------------|
| 1980 Patriots | 0-0 | 5-3 | 0 | 0 | 0 | 0-0 | 6-0 |
| 1981 Bears | 0-0 | 1-1 | 0 | 1 | 1 | 0-0 | 10-0 |
| 1982 Bears | 0-0 | 18-17 | 0 | 1 | 0 | 2.5-36 | 9-0 |
| 1983 Bears | 0-0 | 37-35 | 1 | 1 | 2 | 8.5-86 | 16-10 |
| 1984 Bears | 0-0 | 42-30 | 0 | 0 | 2 | 10-91.5 | 16-16 |
| 1985 Bears | 0-0 | 44-39 | 0 | 1 | 2 | 8-55 | 16-16 |
| 1986 Bears | 1-5 | 87-50 | 1 | 2 | 3 | 8-65 | 16-16 |
| 1987 Bears | 0-0 | 57-29 | 2 | 0 | 2 | 7-35 | 12-12 |
| 1988 Bears | 0-0 | 88-54 | 1 | 2 | 1 | 11.5-95 | 16-16 |
| 1989 Bears | 0-0 | 108-59 | 1 | 1 | 2 | 7.5-39 | 16-16 |
| 1990 Bears | 0-0 | 71-39 | 0 | 0 | 4 | 4-22 | 16-7 |
| 1991 Bears | 0-0 | 94-48 | 2 | 2 | 4 | 9-53 | 16-16 |
| 1992 Bears | 0-0 | 89-49 | 4 | 2 | 2 | 10.5-66.5 | 16-16 |
| Career | 1-5 | 741-453 | 12 | 13 | 25 | 86.5-644 | 181-141 |

Also: One safety in 1985, '86, and '88.

Playoffs

| | | | | | | | |
|---------------|------------|--------------|----------|----------|----------|---------------|--------------|
| 1984 Bears | 0-0 | 6-3 | 0 | 0 | 0 | 1.5-9 | 2-2 |
| 1985 Bears | 0-0 | 4-3 | 0 | 0 | 0 | 1-5 | 3-3 |
| 1986 Bears | 0-0 | 8-4 | 0 | 0 | 0 | 0-0 | 1-1 |
| 1987 Bears | 0-0 | 2-0 | 0 | 1 | 0 | 0-0 | 1-1 |
| 1988 Bears | 0-0 | 5-1 | 0 | 0 | 0 | 1-8 | 2-2 |
| 1990 Bears | 0-0 | 15-11 | 1 | 0 | 0 | 2-17 | 2-1 |
| 1991 Bears | 0-0 | 11-8 | 0 | 0 | 0 | 0-0 | 1-1 |
| Career | 0-0 | 51-30 | 1 | 1 | 0 | 5.5-39 | 12-11 |

McMichael's Single Game Highs

Tackles: 12 at Min (12/6/87); at Wash (12/9/90)

Sacks: 3 at Min (12/6/87); vs. Dal (10/16/88)

Solos: 7 (3 times) Last: vs. NYG* (1/13/91)

*Playoff game



81

Wide Receiver
Third Year
Tennessee
6'1", 195 lbs.
Nov. 15, 1967
D5-91

anthony MORGAN

PRO CAREER: Started Opening Day as rookie...Had Bears' longest reception last two years (84-yards in '91, 83-yards in '92).

1992 SEASON: Had longest catch (83 yards) and highest average (23.1) on team...Limited action in training camp due to off-season knee injury and surgery...Opened season on IR, activated (9/30) after four games...Second catch of season was 83-yard TD vs. TB (10/18) in game ball performance...Had 46-yard reception vs. Cin (11/8)...Returned three kickoffs for 68 yards, including 30-yarder, and one punt at Clev (11/29)...Three catches for career-high 94 yards, 56-yard long, at Hou (12/7)...Rushed twice vs. Pit (12/13) gaining 35 and 16 yards...Career-high five catches at Dal (12/27) with Furrer at QB. **Games played-started:** 12-4

PREVIOUS SEASONS: 1991 — Became first rookie to start on offense since Wendell Davis in 1988...Injured knee in practice (9/11), and did not play vs. NYG (9/15) and was inactive vs NYJ (9/23)...Returned at Buf (9/29) making three catches for 19 yards...Did not catch a pass in next five games...Injured neck at GB (10/17) while making block in second quarter...Two catches, including first pro TD, at Min (11/11)...One catch for 84-yard TD at Ind (11/17)...Returned three kickoffs for 64-yards including 29-yard long on Thanksgiving at Det (11/28)...Returned three kickoffs for 54 yards the following week vs. GB (12/8), and three punts for 19 yards vs. TB (12/14)...Strained right knee ligaments at SF (12/23) and was placed on IR prior to playoffs...Surgery (1/23/92)...Drafted in fifth round (134th overall).

COLLEGIATE, PERSONAL: One of nine Tennessee players selected in 1991 draft including three wide receivers—Alvin Harper (first round Cowboys) and Vince Moore (11th round Patriots)...Football and track performer for Vols; part-time starter at WR in final two seasons...Caught 38 passes in career and averaged 23.1 yards on 37 KOR...Two-year trackman who ran the second leg of 4 x 100 meter relay, 100-meter (10.74), and 200-meter (21.95) as senior despite hamstring injury...Started at wingback for two games but played in 10 despite injury plagued senior season...Early season knee injury forced him to miss one game and limited action in three others...Finished with 12 catches for 15.2 avg. and two TDs...Averaged 25.7 yards on seven KOR...Played in every game, started four as junior...13 catches for 17.4 avg. and one TD...33-yard TD catch for first collegiate score vs. Alabama...84-yard TD vs. Arkansas in Cotton Bowl set school record for longest TD reception in bowl game...Led SEC in kickoff returns with 24.2 yard average on 24 returns in sophomore season...Had 10 catches for 138 yards as reserve receiver...Set school record with six KOR for 143 yards vs. Auburn...Career-long 49-yard KOR vs. Alabama and 43-yarder against Memphis St....Prop 48 as freshman...USA *Today* all-America wide receiver at John Adams High School in Cleveland where he also played safety...Track all-American as prep and averaged 20 points and six rebounds per game in basketball...Psychology major...Given name Anthony Eugene Morgan...Single.

Morgan's stats on following page

MORRISSEY

Morgan's Pro Stats

| | Receiving | | | | | Rushing | | | | | G-GS |
|--------|-----------|-----|------|----|----|---------|-----|------|----|----|------|
| | No | Yds | Avg | Lg | TD | No | Yds | Avg | Lg | TD | |
| 1991 | 13 | 211 | 16.2 | 84 | 2 | 3 | 18 | 6.0 | 13 | 0 | 14-2 |
| 1992 | 14 | 323 | 23.1 | 83 | 2 | 3 | 68 | 22.7 | 35 | 0 | 12-4 |
| Career | 27 | 534 | 19.8 | 84 | 4 | 6 | 86 | 14.3 | 35 | 0 | 26-6 |

| | Kickoff Returns | | | | | Punt Returns | | | | |
|--------|-----------------|-----|------|----|----|--------------|-----|-----|-----|----|
| | No | Yds | Avg | Lg | TD | No | Yds | Avg | Lg | TD |
| 1991 | 8 | 133 | 16.6 | 29 | 0 | 0 | 0 | 0 | 0 | 0 |
| 1992 | 4 | 71 | 17.8 | 30 | 0 | 3 | 1 | 21 | 7.0 | 13 |
| Career | 12 | 204 | 17.0 | 30 | 0 | 3 | 1 | 21 | 7.0 | 13 |

Playoffs

1991 Injured Reserve — knee

Morgan's Single Game Highs

Receptions: 5 at Dal (12/27/92)
Long Reception: 84 at Ind (11/17/91)

Yards Receiving: 94 at Hou (12/7/92)
Long Rush: 35 vs. Pit (12/13/92)



51

Linebacker
Ninth Year
Michigan State
6'3", 225 lbs.
Dec. 24, 1962
D11-85

jim MORRISSEY

PRO CAREER: Has started 56 of 65 games in which he's played over last five seasons...109 tackles in 1990 nearly matched his total from previous five years (110).

1992 SEASON: Finished with career-best 115 tackles (56 solo), second on team to Singletary...Five double-digit tackle games...Eleven stops and 10-yard sack in game ball Opening Day performance...Earned game ball in Week Four: nine tackles and one pass defended vs. Atl (10/18)...Team-high third game ball vs. TB (10/18) for 10 stops, one pass defended, and 22-yard interception return — his longest return in regular season...Recorded 11 stops vs. Cin (11/8) and 12 tackles following week at TB (11/15)...Did not start at Hou (12/7) as Bears used just one linebacker vs. run-and-shoot...Season-high 13 stops at Dal (12/27)...Left knee surgery (1/7/93). **Games played-started:** 16-14

PREVIOUS SEASONS: **1991** — Second on team with 96 tackles...Played only in nickel situations in first five games before starting for injured Rivera vs. Wash (10/6)...Started remainder of season...Made 10 stops vs. Det (11/3) and nine in rematch (11/28)...Two eight-tackle games: vs. Wash and at NO (10/27)...Season-high 11 tackles, seven solo, and first interception of the year in Week 14 vs GB (12/8)...Four tackles in playoff loss to Dal (12/29). **1990** — Started all 16 games as he remained healthy for entire season for first time since 1986 when he played in all 16 games as reserve...Career-highs with 16 tackles and eight solos

against KC in final regular season game (12/29)...Interception and 12-yard return vs. GB (10/7)...Seven solo tackles, 10 total, and two passes defended in game ball effort vs. Atl (11/11)...Game ball for one interception, establishing personal-best with eight solo stops at Den (11/18)...Off-season surgery on right shoulder (3/7/91). **1989** — Starter at RLB before suffering lacerated kidney in second period vs. Oilers (10/15). Placed on IR for remainder of year...Set career marks with five solo tackles and two interceptions at TB (10/8)...Made first start in Week 2 recording seven tackles...Did not start at Det (9/24) as Bears went with one linebacker (Singletary) and six DBs to counter Lions' run-and-shoot offense. **1988** — Pressed into starting duty at RLB after pre-season injury to Otis Wilson...Started 11 games missing five to injury...Suffered right knee injury at GB (9/25), had arthroscopic knee surgery (9/28), and placed on IR...Activated (11/5) and returned to starting lineup at TB (11/20)...Had 12 tackles and career-regular season long 13-yard interception at LA Rams (12/5)...Season finale at Min (12/19) included interception, nine tackles, and two passes defended. **1987** — Appeared in 10 games as reserve and special teamer...Missed two games (12/6 and 12/14) with pulled hamstring suffered in practice...14 special team tackles earned co-Special Teams Player of Year award by coaches. **1986** — Tied for second with 15 special teams tackles. **1985** — 47-yard interception return off Steve Grogan in fourth quarter of Super Bowl win...Waived prior to season (9/2) but released (9/10)...Drafted in 11th round (302nd overall).

COLLEGIATE, PERSONAL: Team captain and MVP as senior after finishing career as second leading tackler (329) in Spartan history...Made 137 tackles while earning first-team all-Big Ten honors by UPI as senior...Honorable mention all-league as junior after pacing squad with 130 tackles...All-state and honorable mention all-America at Flint Powers (MI) High as LB/DB...Enjoys basketball and golf...Degree in food systems economics and management...Given name James Morrissey...Married (Amy)...Son (Michael) and two daughters (Caitlin and Anna Marie).

Morrissey's Pro Stats

| | Int-Yds | Tkls-Solo | Force | Fum | Fum Rec | Pass Def | Sack-Yds | G-GS |
|---------------|-------------|----------------|----------|----------|-----------|----------|-------------|---------------|
| 1985 | 0-0 | 12-12 | 0 | 0 | 0 | 0 | 0-0 | 15-0 |
| 1986 | 0-0 | 7-2 | 0 | 0 | 0 | 1 | 0-0 | 16-0 |
| 1987 | 0-0 | 0-0 | 0 | 0 | 0 | 0 | 0-0 | 10-0 |
| 1988 | 3-13 | 68-26 | 0 | 1 | 5 | 0 | 0-0 | 11-11 |
| 1989 | 2-0 | 23-14 | 0 | 0 | 4 | 0 | 0-0 | 6-4 |
| 1990 | 2-12 | 109-54 | 1 | 2 | 9 | 0 | 0-0 | 16-16 |
| 1991 | 1-5 | 96-45 | 0 | 0 | 4 | 0 | 0-0 | 16-11 |
| 1992 | 1-22 | 115-56 | 0 | 0 | 4 | 0 | 1-10 | 16-14 |
| Career | 9-52 | 430-209 | 1 | 3 | 27 | 1 | 1-10 | 106-56 |

Playoffs

| | | | | | | | | |
|---------------|-------------|-------------|----------|----------|----------|----------|------------|-------------|
| 1985 | 1-47 | 0-0 | 0 | 0 | 1 | 0 | 0-0 | 3-0 |
| 1986 | 0-0 | 0-0 | 0 | 0 | 0 | 0 | 0-0 | 1-0 |
| 1987 | 0-0 | 0-0 | 0 | 0 | 0 | 0 | 0-0 | 1-0 |
| 1988 | 0-0 | 8-1 | 1 | 0 | 0 | 0 | 0-0 | 2-2 |
| 1990 | 0-0 | 5-2 | 0 | 0 | 0 | 0 | 0-0 | 2-2 |
| 1991 | 0-0 | 4-1 | 0 | 0 | 1 | 0 | 0-0 | 1-1 |
| Career | 1-47 | 17-4 | 1 | 0 | 2 | 0 | 0-0 | 10-5 |

Morrissey's Single Game Highs

Tackles: 16 vs. KC (12/29/90) Interceptions: 2 at TB (10/8/89)
 Solos: 8 at Den* (11/18/90); vs. KC (12/29/90) Long Int. Return: 47 vs. NE** (1/26/86)
 * Overtime game; **Playoff game



18

terry OBEE

Wide Receiver
 First Year
 Oregon
 5'10", 188 lbs.
 June 15, 1968
 FA-93

PRO CAREER: Joined Bears as free agent (4/23/93)...Has spent time on Vikings and Seahawks practice squads.

PRO SEASONS: 1992 — Member of Seattle's practice squad. 1991 — Signed with Minnesota (3/29)...Spent most of season on practice squad...Active for two games...Played in first NFL game vs. GB (12/21) but did not have a catch. 1990 — Signed as undrafted free agent with Seattle; spent season on practice squad.

COLLEGIATE, PERSONAL: Four-year letterman...Second-team all-Pac Ten as senior...Holds Oregon record with 123 punt returns and 1,178 yards...Leading receiver each of final three seasons...Had 43 catches and six TDs as senior...Tied Ahmad Rashad's school record with three TDs vs. Arizona...Earned degree in marketing/management...Lettered in baseball, football, and track at Kennedy High in Richmond, CA...Single.



36

markus PAUL

Safety
 Fifth Year
 Syracuse
 6'2", 200 lbs.
 Apr. 1, 1966
 D4-89

PRO CAREER: Has seen action at both free and strong safety positions, also contributor on special teams...Seven career interceptions.

1992 SEASON: Started first five games as Gayle opened season on IR...Had 35 tackles in five starts; 20 tackles in 11 games as sub...Recorded eight stops, season-high six solo, in opener...Ten tackles vs. NYG (9/21)...Five solo stops and 10-yard interception vs. Atl (9/27)...Seven tackles at Min (10/4) in last start of season...Played final 11 games in nickel and passing situation. **Games played-started:** 16-5

PREVIOUS SEASONS: 1991 — Earned start in season opener as Gayle was put on IR, responded with 14 tackles and two interceptions...Game ball vs. NYG (9/15) with third interception of the season, and career-high 16 tackles including team's season-best 12 solo stops...Turned in 12 tackles vs NYJ (9/23) as he led the team in tackles for the third time in the first four games...Playing time and tackle output decreased when Gayle was activated for fifth game...Sprained right ankle at GB (10/17), missed following game at NO, and did not start remainder of season... **1990** — Played mostly on special teams...Had 23-yard interception return in season opener vs. Sea (9/9) and 26-yarder at Wash (12/9)...Contributed three tackles vs. GB (10/7), at TB (11/4), vs. Atl (11/11), and at Min (11/25). **1989** — Saw action in all 16 games contributing on both defense and special teams...Started in Week 3, as Bears employed six DBs against Lions' run-and-shoot, and finished with nine tackles, two solo, and a caused fumble...Started for injured Gayle vs. Rams (10/29) recording eight tackles, pass defended, and first pro interception which he returned 20 yards...Started following week at GB (11/5) making nine stops...Saw extended action vs. GB (12/17) making 13 tackles including six solo...Sixth with nine special team tackles...Drafted in fourth round (95th overall).

COLLEGIATE, PERSONAL: Did not miss a start in four years as free safety for Syracuse...Broke career interception mark with 19...First-team all-American by *Football News*, AP and *Sporting News* as senior...Compiled 76 tackles (47 solo) and two passes defended...AP honorable mention all-American and first-team all-East choice as junior...Led team in interceptions (five) for third straight year...Jim Thorpe award finalist, given to best defensive back in the country...AP honorable mention all-East choice as sophomore...Tied school record for interceptions in a game with three against Temple (all in first half) during freshman season...Seven picks led nation's freshmen...Redshirt in 1984...All-state QB and DB at Osceola (FL) High School leading team to High School Citrus Bowl in 1983...Played in Florida North-South All-Star Game...Standout basketball player...Degree in retailing...Given name Markus Dwayne Paul...Single.

Paul's Pro Stats

| | Int-Yds | Tkls-Solo | Force Fum | Fum Rec | Pass Def | Sack-Yds | G-GS |
|---------------|--------------|---------------|-----------|----------|-----------|------------|--------------|
| 1989 | 1-20 | 51-23 | 0 | 0 | 5 | 0-0 | 16-3 |
| 1990 | 2-49 | 21-11 | 0 | 0 | 2 | 0-0 | 16-0 |
| 1991 | 3-21 | 75-32 | 0 | 0 | 6 | 0-0 | 14-7 |
| 1992 | 1-10 | 55-26 | 0 | 0 | 4 | 0-0 | 16-5 |
| Career | 7-100 | 202-92 | 0 | 0 | 17 | 0-0 | 62-15 |

Playoffs

| | | | | | | | |
|---------------|------------|------------|----------|----------|----------|------------|------------|
| 1990 | 0-0 | 3-0 | 0 | 0 | 0 | 0-0 | 2-0 |
| 1991 | 0-0 | 0-0 | 0 | 0 | 0 | 0-0 | 1-0 |
| Career | 0-0 | 3-0 | 0 | 0 | 0 | 0-0 | 3-0 |

Paul's Single Game Highs

Tackles: 16 vs. NYG (9/15/91)
Solos: 12 vs. NYG (9/15/91)

Interceptions: 2 vs. Min (9/1/91)
Long Interception: 26 at Wash (12/9/90)

PAULK / PERRY



91

tim PAULK

Linebacker
First Year
Florida
6'1", 230 lbs.
Apr. 3, 1968
FA-93

PRO CAREER: Signed by Bears as free agent (3/18/93).

1992 SEASON: Drafted in seventh round by Atlanta (182nd overall)...Waived in final cutdown...Spent entire season on Colls' practice squad. **Games played-started:** 0-0

COLLEGIATE, PERSONAL: Totaled 257 tackles, 25 tackles-for-loss, 4.5 sacks, seven forced fumbles, four recovered fumbles, six interceptions for 152 return yards, and four blocked kicks...Finalist for Butkus Award (best linebacker in country) as senior...Interception, sack, and forced fumble to earn SEC Defensive Player of the Week versus Georgia as junior...blocked three kicks as sophomore...Played in nine games as reserve, forcing a fumble and grabbing one interception...All-freshman SEC...Redshirted in '87...Anthropology major...First-team Class 5-A all-state and all-Dade County as senior at Carol City High (FL)...Given name Tim Paulk...Single.



72

william PERRY

Defensive Tackle
Ninth Year
Clemson
6'2", 335 lbs.
Dec. 16, 1962
D1-85

PRO CAREER: Fourth among active Bears with 448 tackles...28.5 sacks trail only Dent and McMichael on current roster...Started 49 of Bears' last 51 games (including playoffs)...Became most publicized rookie in NFL history after playing both ways as defensive tackle and goal line fullback in 1985...Has three rushing TDs...Last appearance on offensive was vs. Det (12/2/90).

1992 SEASON: Signed (9/2) and received two-game Commissioner's exemption...Saw first action in Week 2 at NO (9/13) making five solo tackles and forcing one fumble...Earned start the following week vs. NYG (9/21) and contributed four tackles...Recovered fumble at Min (10/4)...Forced fumble and made seven tackles vs. TB (10/18)...Top game of season vs. Min (11/2) with seven tackles, six solo, and nine-yard sack...Two tackles, including second sack of season vs. Pit (12/13). **Games played-started:** 15-14

PREVIOUS SEASONS: 1991 — Led team with three forced fumbles...Nine tackles, sack, and blocked field goal to preserve Bears' win vs. NYG (9/15)...Game ball effort at NO (10/27) for forced fumble and six tackles, including key third-down stop late in the game which gave the Bears the ball for game-winning TD...Sack, forced fumble, and eight tackles (six solo) at Ind (11/17)...Eight tackles and two sacks of Marino vs. Mia (11/24)...Nine tackles vs. Dal (12/29). **1990** — Started all 16 games at left tackle for first time since 1986, and finished with 70 tackles—most since 84 in '86...Rotated by series with Hampton and McMichael...Game ball for eight tackles, five solo, one forced fumble, and nine-yard sack at GB (9/16), and at Phx (10/28) for six solo tackles and one sack...One rush vs. GB (10/7) in goal line situation and lost one yard when hit by LB Brian Noble...Used as decoy in offensive backfield at Phx and vs. Det. Harbaugh scored after faking handoff to Perry on both occasions...First rush in nearly three years (at Den, 11/16/87)...Eight tackles (six solo) at Min (12/2) and seven tackles (four solo) the following week vs. Det...Sack, forced fumble, and six tackles in Lions rematch (12/16)...Career-high 13 tackles, including seven solo, in playoff loss to NYG (1/13/91). **1989** — Stepped in as starting DT in Week 5 when Hampton was lost for season...Responded with career-high 11 tackles, five solo, pass defended, and sack vs. TB (10/8) in first start...Four tackles, two sacks for 21 yards, and fumble recovery at Pit (11/12)...Injured left knee at Min (12/3) and placed on IR for remainder of year...Underwent arthroscopic surgery (12/18). **1988** — Started first three games of season at left end before breaking right arm in fourth quarter vs. Min (9/18)...Placed on IR (9/22) for remainder of season...Nine tackles at Ind (9/11) and vs. Min. **1987** — Started 11 of 12 union games at right tackle...Had three sacks and two passes defended...Season-high eight tackles vs. KC (11/1)...Reserve role in final regular season game and vs. Redskins in playoffs as Hampton moved inside and Al Harris played end...Fumbled on only carry of season at Den (11/16). **1986** — Turned in solid performance as full-time starter at right tackle...Had 10-tackle performances vs. Eagles (9/14) and vs. Rams (11/3)...Registered two sacks at TB (11/9)...Appeared as fullback in goal line situations, but had only one carry during season fumbling vs. GB (11/23)...Five tackles in playoff loss to Redskins. **1985** — Started second half of season at DT, replacing Mike Hartenstine (Hampton moved from end to tackle)...First rush came at SF (10/13) at end of game, two two-yard runs...Gained national exposure on *Monday Night Football* vs. GB (10/21) scoring on one-yard run while making lead block on two Payton TD runs...Rushed for TD vs. Atl (11/24)...Caught four-yard TD pass at GB (11/3)...Made first pro sack vs. Min (10/27) and finished year with five...Two sacks and five tackles in best outing vs. Det (11/10)...Raced 59 yards after recovering fumble at Det (12/22)...Five tackles in playoff win over Giants; sack and two stops vs. Rams...One-yard TD run vs. NE in Super Bowl XX...Drafted in first round (22nd overall).

COLLEGIATE, PERSONAL: Nicknamed "Refrigerator" by college teammate who took note of Perry's wide configuration while standing in elevator...Outland and Lombardi trophy finalist as senior...Led Clemson as senior with 100 tackles becoming first down lineman to lead team in tackles...All-time Tiger sack leader with 25 (10 as senior) and leader in fumble involvement (caused and recovered) with 15...Led nation in tackles-for-loss with 27 in '84...Most highly recruited player to sign with Clemson after earning *Parade* and Adidas pre-all-America...Three-sport letterman at Aiken High (SC)...Brother, Michael Dean, is all-pro DL with Cleveland Browns...Avid fisherman and basketball player...Given name William Perry...Married (Sherry)...Daughters (Latavia, Norie Shanta), son (William, Jr.).

Perry's stats on following page

PERRY

Perry's Pro Stats

| | Int-Yds | Tkls-Solo | Forca Fum | Fum Rec | Pass Def | Sack-Yds | G-GS |
|---------------|------------|----------------|-----------|----------|----------|-----------------|---------------|
| 1985 | 0-0 | 31-26 | 2 | 0 | 2 | 5-42 | 16-9 |
| 1986 | 0-0 | 84-51 | 0 | 2 | 2 | 5-42 | 16-16 |
| 1987 | 0-0 | 55-25 | 0 | 0 | 2 | 3-25 | 12-11 |
| 1988 | 0-0 | 19-5 | 0 | 0 | 0 | 0-0 | 3-3 |
| 1989 | 0-0 | 61-30 | 2 | 0 | 2 | 4-36 | 13-9 |
| 1990 | 0-0 | 70-40 | 0 | 2 | 0 | 4-25 | 16-16 |
| 1991 | 0-0 | 80-49 | 3 | 0 | 1 | 5.5-28 | 16-16 |
| 1992 | 0-0 | 48-29 | 2 | 1 | 0 | 2-18 | 15-14 |
| Career | 0-0 | 448-255 | 9 | 5 | 9 | 28.5-216 | 107-94 |

Also: 1985: 5 rushes, 7 yards, 2 TDs; 1 rec, 4 yds, TD; 1986: 1 rush, -1 yards, fumble; 1987: 1 rush, 0 yards, fumble; 1990: 1 rush, -1 yard.

Playoffs

| | | | | | | | |
|---------------|------------|---------------------------|----------|----------|----------|------------|------------|
| 1985 | 0-0 | 8-7 | 0 | 0 | 0 | 1-7 | 3-3 |
| 1986 | 0-0 | 5-3 | 0 | 0 | 0 | 0-0 | 1-1 |
| 1987 | 0-0 | 0-0 | 0 | 0 | 0 | 0-0 | 1-0 |
| 1988 | | Did not play — broken arm | | | | | |
| 1990 | 0-0 | 17-9 | 0 | 0 | 0 | 0-0 | 2-2 |
| 1991 | 0-0 | 9-3 | 0 | 0 | 0 | 0-0 | 1-1 |
| Career | 0-0 | 39-22 | 0 | 0 | 0 | 1-7 | 8-7 |

Also: 1985: 1 rush, 1 yard, 1 TD (Super Bowl XX).

Perry's Single Game Highs

Tackles: 13 vs NYG* (1/13/91); 11 at TB (10/8/89) Sacks: 2 (4 times) Last: vs. Mia (11/24/91)
 Solos: 8 vs. Rams (11/3/86) *Playoff game

PERRY ON OFFENSE

| Date | Opponent | Site | Result |
|---------------|---------------|-------------------|---|
| Oct. 13, 1985 | San Francisco | Candlestick Park | 2 rushes each for 2 yards |
| Oct. 21, 1985 | Green Bay | Soldier Field | 1 rush for 1 yard, TD |
| Nov. 3, 1985 | Green Bay | Lambeau Field | 1 reception for 1 yard, TD |
| Nov. 17, 1985 | Dallas | Texas Stadium | 1 rush for 1 yard |
| Nov. 24, 1985 | Atlanta | Soldier Field | 1 rush for 1 yard, TD |
| Jan. 26, 1986 | New England | NO Superdome | 1 rush for 1 yard, TD Sacked for -1 yard |
| Nov. 23, 1986 | Green Bay | Soldier Field | 1 rush for -1 yard, fumble |
| Nov. 16, 1987 | Denver | Mile High Stadium | 1 rush for 0 yards, fumble |
| Oct. 7, 1990 | Green Bay | Soldier Field | 1 rush for -1 yard |



55

john ROPER

Linebacker
Fifth Year
Texas A & M
6'1", 235 lbs.
Oct. 4, 1965
D2-89

PRO CAREER: Earned starting job in 1991 training camp...Platooned at linebacker and contributed on all special teams during first two years...Started 29 of last 32 games.

1992 SEASON: Set career-high with 94 tackles which tied with Woolford for fourth on club...Nine tackles vs. NYG (9/21)...Did not start vs. Atlanta's Red Gun offense (9/27)...Ten tackles, nine solo, at Min (10/4)...Did not start at TB or vs. GB (11/15, 11/22), but returned to starting line-up for final five games...Started at left end at Hou (12/7) contributed two tackles...Ten tackles and half-sack at Det (12/20). **Games played-started:** 16-13

PREVIOUS SEASONS: **1991** — Started all 16 regular season games at right linebacker finishing second on club with eight sacks...Named NFC Player of the Week for 11 tackles (nine solo), two sacks for 20 yards, and pass defended on final play of game to preserve Bears 21-20 win at TB (9/8)...Member of special teams unit which blocked Giants game-winning field goal attempt to earn game ball...Seven tackles, pass defended, and 1.5 sacks at Buf (9/29)...Recorded sacks in four straight games from 10/17 to 11/11...Game ball for seven tackles, two passes defended, and a sack in Bears win at NO (10/27)...Nine stops and seven-yard sack in Monday night game at Min (11/11)...Seven tackles vs. GB (12/8) and six stops including a five-yard sack vs. TB (12/14)...Pulled hamstring in season finale at SF (12/23) and missed playoff game vs. Dal (12/29). **1990** — Earned two game balls for special teams play at GB (9/16) and vs. Rams (10/28)...Pulled hamstring on special teams at Det (12/16) and missed final two games of season...Four tackles at Min (11/25)...Six stops (four solo) and nine-yard sack at Wash (12/9) where he saw significant action as reserve linebacker...Batted down John Fourcade pass attempt in playoff win vs. NO (1/6/91). **1989** — Forced into starting duty when Morrissey was injured in Week 6...Finished with 68 tackles and 4.5 sacks (fourth best on team)...Earned all-rounder honors from UPI, *College* and *Pro Football Newsweekly*, *Pro Football Weekly*, and *Football Digest*...Outstanding game at GB (11/5) registering 14 tackles, 11 solo, two sacks for eight yards, and two caused fumbles...Nine stops and a pass defended following week at Pit (11/12)...Recorded six tackles, five solo, pass defended, and sack in rematch vs. Packers (12/17)...First career sack and interception came at Det (9/24) while playing as sub...43-yard interception return in same game was longest by a Bear in '89...Intercepted Randall Cunningham late in game following week on Monday night vs. Phil (10/2)...Drafted in second round (36th overall).

COLLEGIATE, PERSONAL: First-team all-SWC as senior...Dick Butkus and Vince Lombardi Awards nominee...Led Aggies with 15 sacks and 28 tackles-for-loss...Named SWC Defensive Player of the Week after compiling seven tackles, two sacks, and a caused fumble in win over Houston...Best outing in college came against TCU; 13 tackles, three sacks, and three forced fumbles...First-team all-American by AP, *College* and *Pro Football Newsweekly*, and Football Writers Association of America after junior campaign...Earned SWC Defensive Player of the

ROPER

Year after registering a team-high 104 tackles (70 solos), 15 sacks, and 26 tackles-for-loss (139 yards)...22 tackles (14 solo) and four sacks in reserve role as sophomore...Team-high three forced fumbles...Redshirt in 1984...Named top DL in Houston by the Houston Touchdown Club while attending Yates High School...Tabbed "Ravage" for intense style of play...Agriculture major...Enjoys fishing...Given name John Alfred Roper...Married (Cozette).

Roper's Pro Stats

| | Int-Yds | Tkls-Solo | Force Fum | Fum Rec | Pass Def | Sack-Yds | G-GS |
|---------------|-------------|----------------|-----------|----------|-----------|--------------|--------------|
| 1989 | 2-46 | 68-41 | 2 | 0 | 6 | 4.5-16 | 16-10 |
| 1990 | 0-0 | 21-11 | 0 | 0 | 1 | 1-9 | 14-0 |
| 1991 | 0-0 | 90-47 | 0 | 0 | 8 | 8-59 | 16-16 |
| 1992 | 0-0 | 94-54 | 0 | 0 | 2 | 2.5-1 | 16-13 |
| Career | 2-46 | 273-153 | 2 | 0 | 17 | 16-85 | 62-39 |

Playoffs

| | | | | | | | |
|---------------|------------|----------------------|----------|----------|----------|------------|------------|
| 1990 | 0-0 | 7-2 | 0 | 0 | 1 | 0-0 | 2-0 |
| 1991 | | Inactive — hamstring | | | | | |
| Career | 0-0 | 7-2 | 0 | 0 | 1 | 0-0 | 2-0 |

Roper's Single Game Highs

Tackles: 14 at GB (11/5/89)
Solos: 11 at GB (11/5/89)

Sacks: 2 at GB (11/5/89); at TB (9/8/91)
Long Interception: 43 at Det (9/24/89)

SHUTOUTS

The Bears have been involved in 183 shutouts in their 73-year history. Chicago won 112 of the shutouts and lost 54 while 17 of the blankings resulted in a 0-0 tie (all before 1933).

By Month:

| | |
|--------------|------------------|
| September | 10-11- 4 |
| October | 41-15- 4 |
| November | 43-14- 4 |
| December | 16-13- 5 |
| January | 2- 1- 0 |
| TOTAL | 112-54-17 |

By Decade:

| | |
|--------------|------------------|
| 1920 | 48-15-13 |
| 1930 | 25-10- 4 |
| 1940 | 12- 2- 0 |
| 1950 | 2- 1- 0 |
| 1960 | 5-11- 0 |
| 1970 | 7-11- 0 |
| 1980 | 10- 4- 0 |
| 1990 | 3- 0- 0 |
| TOTAL | 112-54-17 |

| | |
|---------------------|----------|
| At home: | 66-22-10 |
| On the road: | 46-32- 7 |

The above breakdowns include playoff games — the Bears are 4-1 in post-season shutouts.



99

tim RYAN

 Defensive Tackle
 Fourth Year
 USC

 6'4", 265 lbs.
 Sept. 8, 1967
 D3-90

PRO CAREER: Can play both defensive tackle and end.

1992 SEASON: Career-high 45 tackles...Started for injured Armstrong vs. TB (11/15) and had career-high 10 tackles and six solo...Earned game ball vs. Atl (9/27) for two tackles and one 14-yard sack of Miller...Seven tackles, five solo vs. GB (11/22)...Saw limited action as third tight end in goalline situations (11/8)...Right shoulder surgery (12/31). **Games played-started:** 16-1

PREVIOUS SEASONS: 1991 — Spelled Perry or McMichael in first four games, totalling three tackles...Became starter in Week 5 when Armstrong went on IR with sore knee...Four tackles, three solo, and half-sack in first career start at Buf (9/29)...Opened four games before Armstrong returned...Game ball at NO for career-high six tackles...Extended action vs. GB (12/8), and had four stops, two solo, forced fumble, fumble recovery, and a 10-yard sack...Suffered non-football related stomach illness in SF, and missed playoffs. **1990** — Used as reserve to spell Armstrong and Dent...Two tackles in season opener vs. Sea (9/9)...Caught two kickoffs vs. Det (12/2)...Significant action at Wash (two tackles, one solo) and at Det (five tackles, two solo) as Hampton rested his knees...Injured leg in Lions game (12/16) and missed following week...Drafted in third round (61st overall).

COLLEGIATE, PERSONAL: Finished career with 34 sacks and 55 tackles-for-loss earning all-America honors final two seasons...Registered 103 tackles (50 solos) as senior on team that led the nation in defense against the run...Set Trojan season record for with 20 sacks...Pac Ten Defensive Player of the Week after 17 tackles and two sacks in 24-3 romp over Arizona...Started eleven games and recorded 75 tackles (39 solos) and six sacks to earn all-Pac Ten honors as junior...Had 109 tackles (50 solos) as sophomore...Career-high 18 tackles vs. Notre Dame...*Football News* Freshman all-American...First freshman to start season opener for USC since Riki Ellison (1978)...16 tackles vs. ASU and vs. Auburn in Citrus Bowl...All-American at Oak Grove High School in San Jose, CA...Began boxing career when he was six years old, eventually becoming Junior Olympic boxing champ for five consecutive years...All-conference basketball center...Public administration major...Given name Timothy Edward Ryan...Single.

Ryan's Pro Stats

| | Int-Yds | Tkls-Solo | Force Fum | Fum Rec | Pass Def | Sack-Yds | G-GS |
|---------------|------------|--------------|-----------|----------|----------|---------------|-------------|
| 1990 | 0-0 | 15-5 | 0 | 0 | 0 | 0-0 | 15-0 |
| 1991 | 0-0 | 25-12 | 1 | 2 | 1 | 1.5-14 | 16-4 |
| 1992 | 0-0 | 45-25 | 0 | 0 | 1 | 3-24 | 16-1 |
| Career | 0-0 | 85-42 | 1 | 2 | 2 | 4.5-38 | 47-5 |

Also: 2 kickoff returns for -1 yards in 1990.

Playoffs

| | | | | | | | |
|---------------|------------|----------------------------|----------|----------|----------|------------|------------|
| 1990 | 0-0 | 2-2 | 0 | 0 | 1 | 0-0 | 2-0 |
| 1991 | | Inactive — stomach ailment | | | | | |
| Career | 0-0 | 2-2 | 0 | 0 | 1 | 0-0 | 2-0 |

Ryan's Single Game Highs

Tackles: 10 at TB (11/15/92)

Solos: 6 at TB (11/15/92)

SCHWANTZ / SMITH



52

Linebacker
First Year

Purdue

6'2", 232 lbs.

Jan. 23, 1970

FA-92

jim SCHWANTZ

PRO CAREER: Spent rookie season on Bears practice squad.

1992 SEASON: Spent first 15 games on practice squad...Activated (12/26)...Had one special teams tackle at Dal (12/27)...Signed as undrafted free agent. **Games played-started:** 1-0

COLLEGIATE, PERSONAL: Club MVP with 143 tackles and 12 for-loss...Big Ten Defensive Player of the Week vs. Northwestern...Had a 66-yard interception for TD...Had 83 stops as junior...Started all 11 games as sophomore...Second in conference with 10 sacks...Career-best 16 tackles vs. ND...Voted top defensive player in northwest Chicago by coaches after senior year at Fremd High...Batted .501 as sophomore; started on basketball team...Married (Brenda).



69

Guard

Fifth Year

Florida A & M

6'3", 298 lbs.

Oct. 24, 1965

RFA-93

vernice SMITH

PRO CAREER: Signed as restricted free agent (4/24/93)...Attended training camps with Dolphins, Cowboys, Browns, and Cardinals...Has played in 37 games with nine career starts.

1992 SEASON: Started first two games at left guard for Cardinals...Did not play in Week 11 and 14-16. **Games played-started:** 12-2

PREVIOUS SEASONS: 1991 — Played in 14 games...Started eight games at left guard after Joe Wolf was injured...Injured Achilles vs. NE (9/29) and missed next two contests. 1990 — Played in 11 games...Saw limited time at left tackle for injured Louis Sharpe vs. NE (11/25) and vs. NYG (12/23). 1989 — Signed by Cleveland (3/24)...Waived (8/30)...Claimed by Phoenix and spent entire season on Cardinals' practice squad. 1988 — Signed by Dallas (3/8)...Waived (8/30). 1987 — Signed by Miami as undrafted free agent (5/22)...Waived on final cutdown (9/8).

COLLEGIATE, PERSONAL: Three-year starter for Florida A & M...Played every position on offensive line for Rattlers...Born in Orlando where he attended Oak Ridge High...Active in local charities in Phoenix...Given name Vernice Carlton Smith...Married (Era)...Daughter (Alexandria).

Smith's Pro Stats

Games-Starts: 37-9 — 1989 Cardinals (0-0); 1990 Cardinals (11-0); 1991 Cardinals (14-7); 1992 Cardinals (12-2)



90

Defensive End
Second Year
Ohio State
6'4", 282 lbs.
Sept 27, 1971
D1-92

alonzo SPELLMAN

PRO CAREER: Played in 15 games as rookie, making four sacks...Participated on all special teams.

1992 SEASON: Had 14-yard sack of Rodney Peete in season opener vs. Det (9/6)...Three tackles, two solo at Min (10/4)...Two tackles, one solo, one pass defended, and one sack vs. TB (10/18)...Missed practice (11/28) and was subsequently inactive at Clev (11/29)...Four tackles and one sack at Det (12/20)...Season-high seven tackles, three solo, and one sack at Dal (12/27)...Drafted in first round (22nd overall). **Games played-started:** 15-0

COLLEGIATE, PERSONAL: Three-year starter at OSU...First-team all-Big Ten by AP; second-team UPI; and Buckeyes' Most Valuable Player as junior...Started nine games, missing two due to academic problems...Three sacks and nine tackles-for-losses...Also knocked down three passes and forced a fumble...Season-high eight tackles vs. Arizona and Indiana...First-team all-Big Ten as sophomore...Rated second best defensive end by *Sporting News*...Career-best 52 tackles, including two sacks and nine tackles-for-loss...Best outing was eight tackles, sack, two tackles-for-loss and pass deflection in win over Minnesota...One of top freshman in country, earning all-Big Ten honorable mention...Emerges as starter at outside linebacker prior to Big Ten season and tied for team lead with four sacks...Led squad with 10 tackles-for-loss...Had 11 stops, sack, and two tackles-for-loss in 35-31 win over Indiana...Moved to defensive end in spring practice prior to sophomore season...*USA Today* first-team all-America and New Jersey Player of Year as senior at Rancocas Valley (NJ) High, same school as Franco Harris...Registered 104 tackles and 14 sacks as senior...Led team to state title as junior...Led school's basketball team to 24-3 record as senior averaging 17 points and 22 rebounds...Business major...Given name Alonzo Robert Spellman...Single

Spellman's Pro Stats

| | Int-Yds | Tkls-Solo | Force Fum | Fum Rec | Pass Def | Sack-Yds | G-GS |
|---------------|------------|--------------|-----------|----------|----------|-------------|-------------|
| 1992 | 0-0 | 30-15 | 0 | 0 | 1 | 4-26 | 15-0 |
| Career | 0-0 | 30-15 | 0 | 0 | 1 | 4-26 | 15-0 |

Spellman's Single Game Highs

Tackles: 7 at Dal (12/27/92)

Solo: 3 at Dal (12/27/92)

STINSON



32

Cornerback
Sixth Year
Texas Tech
5'9" , 180 lbs.
May 10, 1966
D6-88

Lemuel STINSON

PRO CAREER: Leads all active Bears with 16 career interceptions...Has played right and left corner...First 10 interceptions came in 21 game span (1989-90) in which he made just 13 starts.

1992 SEASON: Started first nine games of season...Had career-long 46-yard interception return in opener...Season-high six stops and three solo tackles vs. NYG on *Monday Night Football* (9/21)...Second interception came at Min (10/4)...Saw action as sub at TB (11/15) and vs. GB (11/22) before returning to starting role for two games...Returned as nickel back for final three games...Three passes defended and two solo stops vs. Pit (12/13)...Two passes defended following week at Det (12/20). **Games played-started:** 16-11

PREVIOUS SEASONS: **1991** — Started all 16 games and led team with 21 passes defended...Thrice broke up three passes: vs NYG (9/15), at Det (11/28), vs TB (12/14); and four times had two break-ups...First interception of season vs Wash (10/6)...Game ball for interception returned for 34-yard TD at Min (11/11), the second of his career (1989)...Three passes defended and a 27-yard interception return vs TB (12/14)...Pulled right hamstring (7/22) and did not play until final pre-season game (8/24). **1990** — Earned starting job in training camp...Opened season with interception in first three games...Defended four passes in season opener vs Seahawks...Grabbed fourth interception in Week 5 vs. GB (10/7) and returned it 30 yards...Two interceptions and two passes defended vs Atl (11/11)...Tore left knee ligaments on second series at Denver while breaking up pass. Placed on IR (11/24) out for remainder of season...Led NFC with six interceptions and paced club with 15 passes defended before injury. Finished second on team in both categories...Knee surgery on 12/3. **1989** — Led club in interceptions (four) despite appearing in 12 games and starting just four...Second with 15 pass deflections...First interception came in Week 2 vs. Min (9/17) and was returned 29 yards for TD; seven tackles, four solo, contributed to game ball award...First start of '89 at Det (9/24) as Bears used six DBs vs. Lions run-and-shoot...Started vs. Eagles (10/2) in Week 4 when Woolford was injured; responded with four tackles, three passes defended, and interception...Career-high in both tackles (10) and solos (seven) at TB (10/8)...Game ball in next start at Pit (11/12) with six tackles, two passes defended, two interceptions, and blocked punt...Cracked rib on second int. and inactive vs. TB (11/19)...Injured left knee at Min (12/3) required arthroscopy (12/4) forcing him on IR for remainder of year. **1988** — Club's third cornerback and special teams player...Made only start at LA Rams (12/5) for Richardson turning in season-high five tackles...Played extensively in second half at Det (10/9) after injury to Jackson, making two tackles and two passes defended...Returned kickoff for 18 yards vs. SF in NFC Title game...Involved in eight special teams tackles...Drafted in sixth round (161st overall).

COLLEGIATE, PERSONAL: Wide receiver first three seasons at Texas Tech before switching to cornerback as senior...57 tackles, nine passes defended, and four interceptions in final season...Competed on track team finishing fourth in SWC in 110m high hurdles...Missed spring

drills prior to junior season to concentrate on track and played without scholarship catching just one six-yard pass...Seven catches for 108 yards as sophomore...Started two games as freshman catching four passes for 58 yards...Two time all-American receiver at Worthing (TX) High (same as Singletary)...Caught 30 passes for 1,000 yards, eight TDs as senior...Won Texas state meet with 13.6 in high hurdles...Hobbies include listening to loud music, fishing, and speaking to kids...Physical education major with 3.2 GPA...Nickname "Lemonhead" led to work with Ferrara Pan Candy Company encouraging kids to stay off drugs, out of gangs, and in school...Given name Lemuel Dale Stinson...Wife (Kristine)...Son (Lemuel Tiger) and daughter (Linda Kamille).

Stinson's Pro Stats

| | Interceptions | | | | Tkl-Solo | FF | FR | PD | Sack-Yds | G-GS |
|---------------|---------------|------------|-----------|----------|----------------|----------|----------|-----------|------------|--------------|
| | No | Yds | Lg | TD | | | | | | |
| 1988 | 0 | 0 | 0 | 0 | 10-3 | 0 | 0 | 3 | 0-0 | 16-1 |
| 1989 | 4 | 59 | 29 | 1 | 42-26 | 0 | 0 | 15 | 0-0 | 12-4 |
| 1990 | 6 | 66 | 30 | 0 | 25-14 | 0 | 0 | 15 | 0-0 | 10-10 |
| 1991 | 4 | 69 | 34 | 1 | 55-36 | 0 | 2 | 21 | 0-0 | 16-16 |
| 1992 | 2 | 46 | 46 | 0 | 38-25 | 0 | 0 | 12 | 0-0 | 16-11 |
| Career | 16 | 240 | 46 | 2 | 170-104 | 0 | 2 | 66 | 0-0 | 70-42 |

Playoffs:

| | | | | | | | | | | |
|---------------|------------------------|----------|----------|----------|------------|----------|----------|----------|------------|------------|
| 1988 | 0 | 0 | 0 | 0 | 0-0 | 0 | 0 | 0 | 0-0 | 2-0 |
| 1991 | Injured Reserve — knee | | | | | | | | | |
| 1991 | 0 | 0 | 0 | 0 | 3-2 | 0 | 0 | 1 | 0-0 | 1-1 |
| Career | 0 | 0 | 0 | 0 | 3-2 | 0 | 0 | 1 | 0-0 | 3-1 |

Also: 1 kick return for 18 yards in 1988.

Stinson's Single Game Highs

Tackles: 10 at TB (10/8/89)
Solos: 7 at TB (10/8/89)

Interceptions: 2 at Pit (11/12/89); vs. Atl (11/11/90)
Passes Defended: 4 vs. Sea (9/9/90)
Long Int. Return: 46 vs. Det (9/6/92)

THE OPPONENT KNOWS

In the NFL, when a team scores less than 18 points, it wins approximately 23% of its games. However, against the Bears, 17 points doesn't approach that winning percentage. Over the last 10 years, the opponents have scored 0-17 points in 99 games but won just seven. Offensively the Bears are also well ahead of the league mark, having won 28 of the 74 games (38%). The following chart shows the Bears record various point levels since 1983 (includes playoffs).

| Bears' points | Bears record (pct.) | Opp.'s points | Bears record (pct.) |
|---------------|------------------------|---------------|------------------------|
| 0 - 17 | 28 - 46 (.378) | 0 - 17 | 92 - 7 (.929) |
| 18 - 27 | 46 - 8 (.852) | 18 - 27 | 13 - 26 (.333) |
| 28 - plus | 35 - 8 (.814) | 28 - plus | 4 - 29 (.121) |
| Total | 109 - 62 (.637) | Total | 109 - 62 (.637) |

THAYER



57

Guard
Ninth Year
Notre Dame
6'4" , 284 lbs.
Aug. 16, 1961
D4-83

tom THAYER

PRO CAREER: Missed first practice in eight year NFL career (12/16/92)...Played in all 124 games since making team in 1985—longest streak of any offensive player...Has played in every Bear game the past eight seasons; starting 104 of 105...Starting right guard since mid-'85...Year-round weightlifter who ranks among strongest players on team...Surgery on lower back (4/23/93) and status is uncertain for '93 season.

1992 SEASON: Started all 16 games at right guard...Missed first practice as Bear (12/16), but still started and played entire game at Det (12/20). **Games played-started:** 16-16

PREVIOUS SEASONS: **1991** — Honored with game ball vs NYG (9/15)...Played in 100th consecutive game at NO (10/27)...Game ball for 178 yard rushing effort at Min (11/11)...Had first holding call in 53 games and 3,500 plays vs. TB (12/14). Previous hold was 11/27/88. **1990** — Played in every offensive play in 1990...Game ball for 215 yard rushing effort vs. Min (9/23)...Starting right guard for offensive line unit which was named NFC Offensive Player of the Week at Phx (10/28). **1989** — Did not miss a play to injury. **1988** — Started all 16 games and both playoff tilts at right guard. **1987** — Strong play at right guard earned Pro Bowl alternate selection...Started first 11 union games and playoffs...Reserve in regular season finale at LA Raiders (12/27). **1986** — Started all 16 games at right guard...Received game ball as part of offensive line which paved way for season-high 245 rushing yards vs. TB (12/7). **1985** — Joined Bears after USFL season...Assumed starting right guard position in fourth game...Selected to PFWA's all-rookie team...Played in 46 games in 1985 season (23 with USFL's Blitz; 23 with Bears). **1984** — Played in 18 games helping lead the Arizona Blitz to the USFL Championship game. **1983** — Started final nine games for George Allen's USFL Blitz team, helping squad average 181 rushing yards...Club averaged 132 yards in 10 games prior to his arrival...Drafted by Bears in fourth round (91st overall), but signed and played with Blitz for two-and-a-half years.

COLLEGIATE, PERSONAL: All-America and four-time letterman at Notre Dame...Played guard, center, and tackle; one game at DT as freshman...Forty consecutive starts beginning midway through freshman season...Honored as ND's top offensive lineman during spring drills as sophomore, junior, and senior...Degree in public relations...Four-time letterman at Joliet (IL) Catholic High as both offensive and defensive lineman...Led school to 33 straight wins and four consecutive Illinois Class 4A state titles...Lettered in wrestling and track as prep...Brother-in-law of former Falcons' guard John Scully, also a teammate at ND...Co-owner of T 'n T sports restaurant in Joliet with Steelers' Mike Tomczak...Given name Thomas Allen Thayer...Single.

Thayer's Pro Stats

Games-Starts: 124-120 — 1985 (16-13); 1986 (16-16); 1987 (12-11); 1988 (16-16); 1989 (16-16); 1990 (16-16); 1991 (16-16); 1992 (16-16)

Playoffs: 10-10 — 1985 (3-3); 1986 (1-1); 1987 (1-1); 1988 (2-2); 1990 (2-2); 1991 (1-1)



60

Tackle
Third Year
Texas
6'5" , 295 lbs.
Oct. 28, 1968
D1-91

stan THOMAS

PRO CAREER: Spent time at right tackle as well as guard in '92...Part-time starter at left tackle in rookie season.

1992 SEASON: Saw action at right tackle and guard in '92...Active, but did not play, in first four games of season...Saw limited action in next nine games...Inactive at Det (12/20)...Played in finale at Dal (12/27). **Games played-started:** 11-0

PREVIOUS SEASONS: 1991 — Started first seven games at left tackle before injuring ankle at GB (10/17)...Played three quarters at right tackle when Van Horne was injured vs. Mia (11/24)...Did not play in season finale at SF (12/23) or playoff game vs. Dal (12/29)...Drafted in first round (22nd overall).

COLLEGIATE, PERSONAL: All-American first-team by *The Poor Man's Guide to the NFL Draft* and consensus all-SWC as senior...Did not allow a sack all season and averaged seven knockdown blocks per game...Part of offensive line which paved the way for 498 and 556 yard games...Started every game as junior...Started all 11 games in sophomore season...Played in every game as redshirt freshman...First collegiate start came against Texas A & M...Redshirted in 1986 as true freshman...All-district and all-California Interscholastic Federation during senior season at El Centro High...Volunteers with kids from Off the Street Club...Victim of drive-by shooting on morning of February 8, 1992 while at home in San Diego...Physical education major...Given name Stanley Thomas...Single.

Thomas' Pro Stats

Games-Starts: 26-7 — 1991 (15-7); 1992 (11-0)

Playoffs: 0-0 — 1991 (0-0)

THROWN INTO THE FIRE

The following Bears started as rookies on Opening Day:

- 1982 — None —
- 1983 T Jim Covert (D1); WR Willie Gault (D1); CB Mike Richardson (D2)
- 1984 — None —
- 1985 — None —
- 1986 — None —
- 1987 WR Ron Morris (D2)
- 1988 — None —
- 1989 DE Trace Armstrong (D1); CB Donnell Woolford (D1)
- 1990 S Mark Carrier (D1)
- 1991 T Stan Thomas (D1); WR Anthony Morgan (D5)
- 1992 T Troy Auzenne (D2)

VAN HORNE



78

Tackle
Thirteenth Year
USC

6'6", 290 lbs.
Nov. 6, 1957
D1-81

keith VAN HORNE

PRO CAREER: Club's starting right tackle since 1981...Has missed seven games in career and just two in last nine seasons...166 career starts is most by any current Bear player and third in club history behind Payton (184), and Singletary (172).

1992 SEASON: Game ball in opener vs. Det (9/27)...Played in all 16 games for third straight season...Increased career total to 166 starts. **Games played-started:** 16-16

PREVIOUS SEASONS: **1991** — Started all 16 games...Game ball at Min (11/11) when Bears rushed for 178 yards... Battled neck/shoulder injury most of season...Missed entire second half vs. Mia (11/24)...Earned game ball vs GB (12/8). **1990** — Started all 16 games...Game ball vs. Min (9/23) when Bears rushed for 215 yards...Part of unit named NFC Offensive Player of the Week at Phx (10/28)...Earned game ball at Den (11/18)...Off-season surgery on both shoulders (right: 1/21; left: 2/21). **1989** — Started 15 of 16 games...Injured neck at GB (11/5), but started next week...Unable to play following week vs. TB (11/19). **1988** — Started first 14 games at RT before bruising leg in fourth quarter at LA Rams (12/5)...Subbed following week vs. Det (12/11) and was inactive at Min (12/19)...Returned to start both playoff games...Earned game ball for performance vs. Eagles' Reggie White (12/31/88). **1987** — Started all 12 union games...Played with assorted injuries much of the season...Minor surgery to repair left Achilles tendon (1/26/87). **1986** — Started all 16 games plus playoff contest vs. Redskins (1/3/87)...Hampered by strained neck throughout the season...Originally hurt neck in opener vs. Browns (9/7) and missed most of fourth quarter...Left game at Min (10/19) in second half with same problem...Helped Bears pace NFC in fewest sacks allowed (24). **1985** — Turned in solid campaign playing especially well in playoffs and Super Bowl. **1984** — Started 14 games...Missed two with pulled hamstring. **1983** — Ankle injury cut short season after starting first 10 games. **1982** — Started all nine games. **1981** — PFWA, UPI, *Football Digest* all-rookie after starting final 12 games...Played LT in pre-season before switching to RT...First lineman drafted...Selected in first round (11th overall).

COLLEGIATE, PERSONAL: Academic all-American as senior...Consensus all-America at USC as senior and runner-up to Pitt's Mark May for '80 Outland Trophy...Academic all-Pac Ten final two seasons...Trojans were 39-7-2 in his four years...Two-year all-conference TE/DL at Fullerton (CA) High (former-President Nixon's school)...Recruited by USC as 230-pound TE...Brother Peter was signed by Cubs in '77 as first baseman/center fielder...Earned BA degree in broadcast journalism...Mother resides in Clarendon Hills, IL...Enjoys travelling and music — has worked as deejay...Spokesperson for Les Turner's Aminotrophic Lateral Sclerosis Foundation...Given name Keith Van Horne...Single.

Van Horne's Pro Stats

Games-Starts: 157-150 — 1981 (14-12); 1982 (9-9); 1983 (14-10); 1984 (14-14); 1985 (16-16); 1986 (16-16); 1987 (12-12); 1988 (15-14); 1989 (15-15); 1990 (16-16); 1991 (16-16); 1992 (16-16)

Playoffs: 12-12 — 1984 (2-2); 1985 (3-3); 1986 (1-1); 1987 (1-1); 1988 (2-2); 1990 (2-2); 1991 (1-1)



87

tom WADDLE

Wide Receiver
Fourth Year
Boston College
6'0" , 185 lbs.
Feb. 20, 1967
FA-89

PRO CAREER: Had two of Bears four longest plays in 1992...Four career 100-yard games (Bears are 2-2). Played in just seven game during first two seasons (three receptions), but started 25 games last two years.

1992 SEASON: Bears leading receiver with 46 catches for 674 yards before season-ending hip injury. Finished second to Wendell Davis in both categories for second straight season...35 of 46 catches were for a first down...Had string of 14 first down catches early in year...Game ball in opener with game-winning six-yard TD catch as time expired...Three catches for 62 yards, including 41-yard TD, vs. Atl (9/27)...Three receptions for 114 yards vs. TB (10/18)...Injured right ankle returning punt vs. Cin (11/8), but still caught seven passes for 78 yards...Second 100-yard game came vs. Clev (11/29) with four receptions for 100 yards. Injured right hip making catch on sideline...Inactive at Hou (12/7); placed on IR (12/11)...Returned eight punts for 28 yards, 13-yard long, and 10 fair catches...Had 76-yard TD punt return in pre-season vs. NO (8/10)...Led Bears receivers in pre-season with 11 catches for 44 yards. **Games played-started:** 12-12

PREVIOUS SEASONS: 1991 — Only Bear to catch a pass in every game...Second on club in catches (55) and yards (599)...Set Bears post-season record with nine catches in playoff loss to Dal (12/29). His 104 yards were fourth-highest Chicago playoff output. Six-yard TD catch was the Bears only touchdown against the Cowboys...Season-long 37-yarder was good for game's only TD in opening day victory over Min (9/1)...First career start in Week 3 when Morgan was injured...Game ball for eight-catch, 102-yard effort on MNF vs. NYJ (9/23). Six catches were in fourth quarter or OT...Scored game-winning TD in final minute at NO (10/27) on 12-yard pass from Harbaugh...Returned two punts, 17- and six-yard return, three fair catches in game vs Det (11/3) when Bailey was injured...Two five-yard punt returns and three catches vs. Mia (11/24)...Eight catches for 85 yards on Thanksgiving at Det (11/28)...Five catches for 49 yards and 11-yard TD from Willis in season finale...Waived in final cuts (8/27), but rejoined club the following day. **1990** — Released in final cutdown (9/3), but reclaimed the following day when Kozlowski and Jones were placed on IR...Inactive for 10 games...Caught 23-yard pass at Raid (9/30) and nine-yarder at Wash (12/9)...Inactive for both playoff games. **1989** — Caught first pro pass in season finale at SF (12/24) for eight yards...Opened season on developmental squad...Activated through a "free move" in Week 2 vs. Vikes (9/17), but did not play...Returned to developmental squad through waivers (9/22)...Re-activated through procedural waivers (12/8)...Returned punt two yards vs. Det (12/10)...Signed as undrafted free agent.

COLLEGIATE, PERSONAL: Caught passes in 26 straight games at Boston College...Holds Eagles' career reception mark (139)...His 70 catches in '88 broke Brian Brennan's single season mark...13 receptions vs. TCU also established a school mark...Led receivers with 902 yards and five touchdowns...Honorable mention all-American by UPI and AP...First-team all-East by both wire services...Captained baseball team and all-state receiver at Cincinnati's Moeller High...Finance degree...Given name Gregory Thomas Waddle...Wife (Cara) is daughter of Gino Cappaletti, former wide receiver/kicker for the Patriots...Daughter (Georgia Rose).

Waddle's stats on next page

WADDLE

Waddle's Pro Stats

| | Receiving | | | | | Punt Returns | | | | | G-GS |
|---------------|------------|--------------|-------------|-----------|----------|--------------|-----------|------------|-----------|----------|--------------|
| | No | Yds | Avg | Lg | TD | No | Yds | Avg | Lg | TD | |
| 1989 | 1 | 8 | 8.0 | 8 | 0 | 1 | 2 | 2.0 | 2 | 0 | 3-0 |
| 1990 | 2 | 32 | 16.0 | 23 | 0 | 0 | 0 | 0.0 | 0 | 0 | 4-0 |
| 1991 | 55 | 599 | 10.9 | 37 | 3 | 5 | 31 | 6.2 | 11 | 0 | 16-13 |
| 1992 | 46 | 674 | 14.7 | 68 | 4 | 8 | 28 | 3.5 | 13 | 0 | 12-12 |
| Career | 104 | 1,313 | 12.6 | 68 | 7 | 14 | 61 | 4.4 | 13 | 0 | 35-25 |

Playoffs

| | Inactive | | | | | | | | | | |
|---------------|----------|------------|-------------|-----------|----------|----------|----------|------------|----------|----------|------------|
| | No | Yds | Avg | Lg | TD | No | Yds | Avg | Lg | TD | G-GS |
| 1990 | | | | | | | | | | | |
| 1991 | 9 | 104 | 11.6 | 19 | 1 | 0 | 0 | 0.0 | 0 | 0 | 1-1 |
| Career | 9 | 104 | 11.6 | 19 | 1 | 0 | 0 | 0.0 | 0 | 0 | 1-1 |

Waddle's Single Game Highs

Receptions: 9 vs. Dal (12/29/91)*; 8 vs. NYJ (9/29/91)**; at Det (11/28/91)

Yards: 114 vs. TB (0/18/92)

Long: 68 at Clev (11/29/92)

*Playoff game; **Overtime game

| 1991 | W/L | OPP | REC | YDS | LG | TD | 1992 | W/L | OPP | REC | YDS | LG | TD |
|-----------------|-----|-------|-----|-----|----|----|-------|-----|--------|-----|-----|----|----------------|
| 9/1 | W | Min | 2 | 48 | 37 | 1 | 9/6 | W | Det | 2 | 9 | 6 | 1 |
| 9/8 | W | @ TB | 2 | 27 | 18 | 0 | 9/13 | L | @ NO | 5 | 53 | 16 | 0 |
| 9/15 | W | NYG | 3 | 25 | 14 | 0 | 9/21 | L | NYG | 0 | 0 | 0 | 0 |
| 9/23 | W | NYJ | 8 | 102 | 31 | 0 | 9/27 | W | Atl | 3 | 62 | 41 | 1 |
| 9/29 | L | @ Buf | 2 | 17 | 9 | 0 | 10/4 | L | @ Min | 5 | 64 | 28 | 1 |
| 10/6 | L | Wash | 2 | 15 | 9 | 0 | 10/18 | W | TB | 3 | 114 | 60 | 0 |
| 10/17 | W | @ GB | 3 | 41 | 25 | 0 | 10/25 | W | @ GB | 6 | 65 | 16 | 0 |
| 10/27 | W | @ NO | 2 | 17 | 12 | 1 | 11/2 | L | Min | 2 | 17 | 10 | 0 |
| 11/3 | W | Det | 3 | 35 | 14 | 0 | 11/8 | L | Cin | 7 | 78 | 21 | 0 |
| 11/11 | W | @ Min | 5 | 35 | 9 | 0 | 11/15 | L | @ TV | 4 | 50 | 20 | 0 |
| 11/17 | W | @ Ind | 2 | 21 | 13 | 0 | 11/22 | L | GB | 5 | 62 | 22 | 0 |
| 11/24 | L | Mia | 3 | 25 | 9 | 0 | 11/29 | L | @ Clev | 4 | 100 | 68 | 1 |
| 11/28 | L | @ Det | 8 | 85 | 18 | 0 | 12/7 | L | @ Hou | | | | Inactive (hip) |
| 12/8 | W | GB | 2 | 12 | 8 | 0 | 12/13 | W | Pit | | | | IR — hip |
| 12/14 | W | TB | 3 | 45 | 15 | 0 | 12/20 | L | @ Det | | | | IR — hip |
| 12/23 | L | @ SF | 5 | 49 | 13 | 1 | 12/27 | L | @ Dal | | | | IR — hip |
| PLAYOFFS | | | | | | | | | | | | | |
| 12/29 | L | Dal | 9 | 104 | 19 | 1 | | | | | | | |

WADDLE'S JOURNAL

| Date | Transaction |
|----------------|--|
| May 16, 1989 | Signed as undrafted free agent |
| Sept. 4, 1989 | Released in final cutdown to 47 players |
| Sept. 5, 1989 | Signed to developmental squad |
| Sept. 17, 1989 | Moved to active roster with "free move" — does not play in game vs. Min (Sept. 17) |
| Sept. 22, 1989 | Waived from team |
| Sept. 25, 1989 | Re-signed to developmental squad |
| Dec. 8, 1989 | Activated through procedural waivers |
| Feb. 1, 1990 | Left unprotected for Plan B period |
| Sept. 3, 1990 | Released in final cutdown to 47 players |
| Sept. 4, 1990 | Signed to active roster when Kozlowski goes on IR |
| Feb. 1, 1991 | Left unprotected for Plan B period |
| Aug. 26, 1991 | Released in final cutdown to 47 players |
| Aug. 27, 1991 | Signed to active roster when Kozlowski, Morris, and Gardocki go on IR |
| Feb. 1, 1992 | Protected for Plan B period |
| Sept 12, 1992 | Signs two-year contract extension. |



71

james WILLIAMS

Tackle
Third Year
Cheyney State (PA)
6'7", 295 lbs.
Mar. 29, 1968
FA-91

PRO CAREER: One of two undrafted free agents (John Hardy) to make club in 1991...Used sparingly on special teams and as reserve defensive tackle...Made move to offensive line midway through 1992 season.

1992 SEASON: Saw action on special teams in opener...Inactive for next eight weeks before making one tackle at TB (11/15)...Moved to offensive line (11/18)...Saw limited action at right tackle in three of Bears' last four games. **Games played-started:** 5-0

PREVIOUS SEASONS: 1991 — Used as sub to spell McMichael and Perry...Inactive in first and fourth weeks...Blocked field goal at Buffalo...Responsible for the "push" on Perry's game-saving field goal block vs. NYG (9/15)...Saw most playing time while rotating with Ryan when Armstrong was injured (Weeks 4-9)...Recorded three solo tackles in Week 5 at Buf (9/29)...Three tackles vs Wash (10/6) and two tackles, including first pro sack at GB (10/17)...Career-high four stops, three solo, at NO (10/27)...Signed as undrafted free agent.

COLLEGIATE, PERSONAL: Four-year all-Penn State Athletic Conference...Team went 0-11 in '90...Finished with 342 tackles, 235 solo, and 37.5 sacks...Had 92 stops and seven tackles-for-loss as senior...Also, nine passes defended, four forced fumbles, and two recovered fumbles...First-team Black College all-American with season-high 103 stops, 69 solos, and 15 sacks as junior...11 sacks in 1988 along with 76 tackles...PSAC Rookie of the Year as freshman in '87...Graduated from Allerdice High (PA)...Given name James Otis Williams...Single.

Williams' Pro Stats

| | Int-Yds | Tkls-Solo | Force Fum | Fum Rec | Pass Def | Sack-Yds | G-GS |
|---------------|------------|-------------|-----------|----------|----------|------------|-------------|
| 1991 | 0-0 | 17-8 | 0 | 0 | 0 | 1-4 | 14-0 |
| 1992 | 0-0 | 1-1 | 0 | 0 | 0 | 0-0 | 5-0 |
| Career | 0-0 | 18-9 | 0 | 0 | 0 | 1-4 | 19-0 |

Playoffs

| | | | | | | | |
|---------------|------------|------------|----------|----------|----------|------------|------------|
| 1991 | 0-0 | 3-1 | 0 | 0 | 0 | 0-0 | 1-0 |
| Career | 0-0 | 3-1 | 0 | 0 | 0 | 0-0 | 1-0 |

Williams' Single Game Highs

Tackles: 4 at NO (10/27/91)

Solos: 3 at Buf (9/29/91); at NO (10/27/91)



10

Quarterback
Fourth Year
Florida State
6'2", 204 lbs.
Jan. 4, 1967
D3-90

peter tom WILLIS

PRO CAREER: Has two career starts...Back-up to Harbaugh for last three seasons...Served as Bears' third quarterback in rookie season behind Harbaugh and Tomczak...Spent part of '92 season as holder for Butler.

1992 SEASON: Made first pro start at Clev (11/29) completing 19 of 26 for 285 yards, two TDs, and two ints...Earned start following week at Hou (12/7) hitting on 11 of 24 for 185 yards, 1 TD, and two ints...Did not play following week, and subbed for Harbaugh in second half at Det (12/20) throwing 11 passes for 46 yards...Third quarterback at Dal (12/27)...Did not play in first five games...Handed off twice to end game vs. TB (10/18)...Completed four of eight for 40 yards vs. Min (11/2)...Was holder for Butler in middle of season. **Games played-started:** 9-2

PREVIOUS SEASONS: 1991 — Played in four games...Completed five of seven for 66 yards while leading Bears to final score in 35-20 loss at Buf (9/29)...Handed off four times while wrapping up Bears win vs. Det (11/3)...Entered game for six plays vs. TB (12/14) handing off four times, getting sacked once for nine yards, and falling on the ball for a two-yard loss to end the game...Hit six of 11 for 105 yards, 1 interception, and an 11-yard TD pass to Waddle in season finale at SF (12/23)...Completed 38 of 75 for 414 yards and one TD (no interceptions) in pre-season. **1990** — Threw first pass in Week 13 at Det (12/16) when he entered game for final 2:32. Marched team 76 yards on 10 plays while completing seven of eight for 84 yards, including eight-yard TD to Davis on game's final play. Only incompleteness was intentional to stop clock...Played final 11:49 following week vs. TB connecting on two of five for 22 yards and one interception...Did not play in season finale vs. KC (12/29) or either playoff game...Inactive for five of first six games (except Rams)...First pro action came in final minute at TB (11/4) where he handed off three times...Active, but did not play, five straight games (11/11 to 12/9)...Drafted third round (64th overall).

COLLEGIATE, PERSONAL: Emerged as starter as fifth-year senior and was standout on Seminole offense...Ranks third on Seminoles' all-time passing list with 4,291 yards and fifth with 33 touchdown passes...*Football News*, *Sporting News*, and AP honorable mention all-American as senior...Ranked seventh with 150.7 passing efficiency...His 211 completions (346 att.) broke former Bear Gary Huff's (1972) Seminole record of 206...Passed for over 300 yards six times in '89...Holds collegiate record for most touchdowns thrown in a quarter with five vs. Memphis St...Saw action in seven games as junior, completing 48 of 85 passes for 637 yards...First career start resulted in 17 of 20 performance for 271 yards and four TDs against South Carolina; 85% completion percentage broke Huff's single game mark of 84% set in 1971...Played in four games of sophomore campaign, connecting on nine of 10 passes for 67 yards and a TD...Went six of seven for 49 yards and TD in 61-10 romp over Southern Miss...Completed 36 of 59 passes for 463 yards and three TDs in eight appearances as freshman...Eight of 11 for 96 yards and one TD in FSU debut...Redshirt in 1985...All-state and all-South choice at Mortimer Jordan (Morris, AL) High...Alabama Player of the Year at 4A level as senior prepster...Avid golfer who plays to a 3 handicap...Active with Special Olympics...Earned degree in communications for business during 1991 off-season...Given name Peter Tom Willis...Married (Kim).

Willis' Pro Stats

| | Att | Cmp | Yds | Pct | Lg | TD | Int | Rating | Rush | Yds | Avg | Lg | TD | G-GS |
|---------------|------------|-----------|------------|-------------|-----------|----------|-----------|-------------|----------|----------|------------|----------|----------|-------------|
| 1990 | 13 | 9 | 106 | 69.2 | 18 | 1 | 1 | 87.3 | 0 | 0 | 0.0 | 0 | 0 | 3-0 |
| 1991 | 18 | 11 | 171 | 61.1 | 42 | 1 | 1 | 88.0 | 2 | 6 | 3.0 | 8 | 0 | 4-0 |
| 1992 | 92 | 54 | 716 | 58.7 | 68 | 4 | 8 | 61.7 | 1 | 2 | 2.0 | 2 | 0 | 9-2 |
| Career | 123 | 74 | 993 | 60.0 | 68 | 6 | 10 | 81.8 | 3 | 8 | 2.7 | 8 | 0 | 16-2 |

Playoffs — No post-season statistics

Willis' Single Game Highs

| | |
|--|------------------------------------|
| Attempts: 26 at Clev (11/29/92) | Completions: 19 at Clev (11/29/92) |
| Yards Passing: 285 at Clev (11/29/92) | TDs: 2 at Clev (11/29/92) |
| Interceptions: 2 (three times) Last: at Det (12/20/92) | Long Pass: 68 at Clev (11/29/92) |



73

Tackle / Guard
Seventh Year
Michigan State
6'4", 280 lbs.
July 30, 1967
FA-87

JOHN WOJCIECHOWSKI

PRO CAREER: Started at right guard for four games in '92...Stepped in at left tackle and started final nine weeks of 1991 after injuries to Covert and Thomas...Versatile player who has played every position on offensive line except center...30 career starts in 80 games played.

1992 SEASON: Opened season as reserve...Started in Week 2 for injured Bortz...Started four games before resuming reserve role. **Games played-started:** 16-4

PREVIOUS SEASONS: **1991** — Started at LT for injured Thomas in at NO (10/27)...Started remainder of season, earning game ball for club's 178-yard rushing performance at Min (11/11)... Game ball vs GB (12/8). **1990** — Started vs. KC (12/29) for injured Covert...Saw action at both tackle and guard as back-up...Game ball vs. Min (9/23) as line blocked for 215 rushing yards...Played on special teams in playoffs...Off-season arthroscopy on left knee. **1989** — Saw action in 13 of 16 games, one start...Injured back during second half at Min (12/3)...Started following week vs. Det (12/10). **1988** — Started nine games for Covert; two for Van Horn... Frito-Lay Unsung Hero of Year by Bears' broadcasters...Played second half of season with right knee injury...Off-season arthroscopy (1/20/89). **1987** — Club's best offensive lineman during non-union games...Released in final cutoff (9/7) and returned (9/23)...Became valuable when Covert had late-season shoulder problems...Started at Raiders (12/27) at left tackle, replacing Blair. **1986** — Signed by Buffalo Bills as undrafted free agent; released prior to season.

COLLEGIATE, PERSONAL: Four-year letterman, first-team all-Big Ten as senior...Honorable mention all-league as junior...Played DL first two years...All-state DT at Warren (MI) Fitzgerald High...State heavyweight wrestling champion...Was school teacher when Bears re-signed him during strike...Avid hunter and fisherman...Involved in charity work with local VA hospitals...Education degree...Given name John Stanley Wojciechowski...Married (Sheri).

Wojciechowski's Pro Stats

Games-Starts: 80-30 — 1987 (6-4); 1988 (16-11); 1989 (13-1); 1990 (13-1); 1991 (16-9); 1992 (16-4)

Playoffs: 6-1 — 1987 (1-0); 1988 (2-0); 1990 (2-0); 1991 (1-1)

WOOLFORD



21

Cornerback
Fifth Year
Clemson
5'9", 185 lbs.
Jan. 6, 1966
D1-89

donnell WOOLFORD

PRO CAREER: Missed eight games due to six different injuries in first three seasons...Played all 16 games in 1992...Four interceptions in final three games of '92...Bears' top corner who draws the task of covering opponent's top receiver.

1992 SEASON: Led team with seven interceptions and 27 passes defended...Tied for fourth with 94 tackles (first among DBs)...Used sparingly as punt returner (12 for 127 yards, 36 long)...Eight solo tackles vs. Atl (9/27)...First interception in Week 5...Eleven tackles, eight solo vs. TB (10/18)...18 passes defended in final five games...Eight solo stops and forced fumble at Hou (12/7)...Four passes defended, four tackles, 19-yard interception, and three punt returns for 60 yards including career-long 36-yarder vs. Pit (12/13)...First-ever two-interception game at Det (12/20)...Career-high six passes defended and career-long 32-yard interception return at Dal (12/27). **Games played-started:** 16-16

PREVIOUS SEASONS: 1991 — Started 15 games, most in career...Second with 19 passes defended...Seven tackles, five solo, and 16-yard interception in season opener vs Min (9/1)...Pulled right hamstring following week and was inactive vs NYG (9/15)...Returned vs. NYJ to record two passes defended and career-highs in tackles (13) and solo stops (nine) in game ball performance...Returned fumble 28 yards at Buf (9/29)...Game ball at NO (10/27) for eight tackles and pass defended...Second interception vs. Det (11/3)...Fourth game ball at Ind (11/17) with nine tackles, eight solo, and 11-yard sack. **1990** — Game ball for eight tackles, three solo, two passes defended, and one interception vs. Rams (10/14)...Sprained ankle, pulled groin, and twisted knee when Perry fell on him while making tackle in second quarter at Phx (10/28). Inactive for next three games...Returned to starting role at Min (11/25) and recorded three tackles before leaving game in second quarter with re-sprained right ankle...Seven tackles the following two weeks (vs. Det and at Wash) including three passes defended and second interception against Redskins...Interception, sack, pass defended, and five tackles vs. TB (12/23). **1989** — Led club with 19 passes defended...Hampered all season with injuries...Separated shoulder making diving interception vs. Vikes (9/17) in Week 2 and inactive for following three weeks...Returned vs. Hou (10/15) to make four tackles and second interception...Three tackles, two passes defended, and third interception vs. Rams (10/29)...Held Packers' Sharpe to two catches; made three tackles, and defended three passes at GB (11/5)...Minor car accident (11/6) resulted in staph infection of left eye causing him to miss game at Pit (11/12)...Returned vs. TB (11/19) making eight tackles and knocking down a season-high five passes...Season-high in tackles (nine) and solos (seven) at Wash (11/26)...Broke hand in Week 15 and unable to play in season finale vs. SF (12/24)...Drafted in first round (11th overall).

COLLEGIATE, PERSONAL: First-team all-American selection by *Sporting News*, Kodak, and UPI...Finalist for the Jim Thorpe award, given to the nation's premier defensive back...Led ACC

with 15 pass deflections and was never scored upon as senior...Tallied 61 tackles (40 solo), caused three fumbles and had one interception...One of the premier punt returners in the nation (29 for 192 yards as senior; 78-754 career)...First cornerback in Tiger history selected as first-team all-American squad (Kodak, Football Coaches Association)...AP first-team all-ACC as junior...Tied school record for pass deflections with 15...Picked-off career-high five passes...Became first player at Clemson since 1970 to return punt for a TD...78-yard TD return vs. Georgia Tech was best in conference...Five returns for 126 yards in same game was second best single game effort in Tiger history...15.0 yard average was third in the nation...Second in ACC behind teammate Delton Hall (Steelers) with 12 passes defended as sophomore...Compiled 21 tackles (12 solos), two pass deflections and one interception as freshman...Had Tigers' longest int. return of year (34 yards)...All-conference selection at Douglas Byrd High (NC) for three years in football, basketball, and track...Industrial education major...Given name Donnell Woolford...Married (Carla)...Daughter (Cara), sons (Chad and Johnathan).

Woolford's Pro Stats

| | Interceptions | | | | Tkl-Solo | FF | FR | PD | Sack-Yds | G-GS |
|---------------|---------------|------------|-----------|----------|----------------|----------|----------|-----------|-------------|--------------|
| | No | Yds | Lg | TD | | | | | | |
| 1989 | 3 | 0 | 0 | 0 | 56-36 | 0 | 0 | 19 | 0-0 | 11-11 |
| 1990 | 3 | 18 | 9 | 0 | 70-38 | 0 | 0 | 13 | 2-13 | 13-13 |
| 1991 | 2 | 21 | 16 | 0 | 77-52 | 0 | 1 | 19 | 1-11 | 15-15 |
| 1992 | 7 | 67 | 32 | 0 | 94-69 | 2 | 0 | 27 | 0-0 | 16-16 |
| Career | 15 | 106 | 32 | 0 | 297-195 | 2 | 1 | 78 | 3-24 | 55-55 |

Also: 1 punt return for 12 yards in 1989; 28-yard fumble return in 1991.

Playoffs

| | | | | | | | | | | |
|---------------|----------|----------|----------|----------|-------------|----------|----------|----------|------------|------------|
| 1990 | 0 | 0 | 0 | 0 | 6-3 | 0 | 0 | 2 | 0-0 | 2-2 |
| 1991 | 0 | 0 | 0 | 0 | 6-3 | 0 | 0 | 0 | 0-0 | 1-1 |
| Career | 0 | 0 | 0 | 0 | 12-6 | 0 | 0 | 2 | 0-0 | 3-3 |

Woolford's Single Game Highs

Tackles: 13 vs. NYJ (9/23/91)*

Solos: 9 vs. NYJ (9/23/91)*

*Overtime

Passes Defended: 6 at Dal (12/27/92)

Interceptions: 2 at Det (12/20/92)

Long Interception: 32 yards at Dal (12/27/92)

TEAMMATES

The following players spent one or more years together at college:

| | |
|----------------|--|
| California | Troy Auzenne , Greg Zomalt |
| Clemson | Donnell Woolford , Keith Jennings, Chris Gardocki |
| Florida | Trace Armstrong , Richard Fain, Tim Paulk, Shane Matthews |
| Florida State | Peter Tom Willis , <u>Carl Simpson</u> |
| Michigan State | Jim Morrissey , John Wojciechowski |
| Nebraska | Reggie Cooper, Kenny Wilhite |
| Notre Dame | Mark Green , Mirko Jurkovic, Chris Zorich |
| Purdue | Jim Schwantz , Frank Kmet |
| Syracuse | <u>Chris Gedney</u> , Garland Hawkins, Antonio Johnson |
| Tennessee | Anthony Morgan , Jeremy Lincoln |
| Texas A & M | Jerry Fontenot , Darren Lewis, John Roper, John Ellisor |
| USC | Mark Carrier , Tim Ryan, <u>Curtis Conway</u> |

Veterans in bold; 1993 draftees underlined; free agents in plain text



83

Wide Receiver
Second Year
Stephen F. Austin
6'0" , 203 lbs.
Aug. 4, 1969
FA-91

eric WRIGHT

PRO CAREER: Saw limited action in '92 on offense, but was active on special teams.

1992 SEASON: Started season on practice squad, but was activated prior to Week 2...Caught 16-yarder at NO (9/13), five-yarder following week, and 24-yarder the next week...Waived 11/28 and re-signed to practice squad after game at Clev...Activated (12/11) and caught eight-yard pass in first game back (vs. Pit, 12/13), and three-yarder at Det (12/20)...Tied for third on team with six special teams tackles...Second on club with 78 receiving yards in pre-season. Led team with two TDs. **Games played-started:** 13-0

PREVIOUS SEASON: 1991 — Waived in final cutdown (8/26) and rejoined practice team following day...Spent entire regular season on practice squad...Activated (12/28) prior to playoff game after injury to Morgan...Played, but did not make a catch, in playoff game vs. Dallas (12/29)...Signed as undrafted free agent.

COLLEGIATE, PERSONAL: Winner of award as school's best male athlete in '91...Third in SFA history with 21 career TDs, fourth with 1,097 receiving yards, and sixth with 108 catches...One reception in 32 consecutive games...Three 100-yard games as senior including 8-123 and three TDs vs. Louisiana Tech...Finished with 34 for 742 yards and 10 TDs in 1989...Five catches for 150 yards and two TDs including a 76-yarder vs. Sam Houston State in '89...Second on club with 27 receptions for 452 yards as sophomore...Prepped at Pittsburgh High in Texas...Given name Eric LaMon Wright...Single.

Wright's Pro Stats

| | Rec. | Yds | Avg | LG | TD | G-GS |
|---------------|----------|-----------|-------------|-----------|----------|-------------|
| 1991 | 0 | 0 | 0.0 | 0 | 0 | 0-0 |
| 1992 | 5 | 56 | 11.2 | 24 | 0 | 13-0 |
| Career | 5 | 56 | 11.2 | 24 | 0 | 13-0 |

Playoffs

| | | | | | | |
|---------------|----------|----------|------------|----------|----------|------------|
| 1991 | 0 | 0 | 0.0 | 0 | 0 | 1-0 |
| Career | 0 | 0 | 0.0 | 0 | 0 | 1-0 |

Wright's Single Game Highs

Rec.: 1 (five times) Last: at Det (12/20) Rec. yards: 24 vs. Atl (9/27/92)
Long: 24 vs. Atl (9/27/92)



97

Defensive Tackle
Third Year
Notre Dame
6'1" , 284 lbs.
Mar. 13, 1969
D2-91
chris ZORICH

PRO CAREER: Special teams player and back-up defensive tackle as rookie...Saw significant action in '92...42-yard TD on fumble return in final game of 1992 at Dal (12/27).

1992 SEASON: Started first two games of season for unsigned Perry...Five tackles vs. NYG (9/21)...Seven stops, three solo, vs. Min (11/2)...Four stops and first career sack (six yarder) at Clev (11/29)...Second sack two weeks later vs. Pit (12/13)...Career-highs with 12 tackles and seven solo at Dal (12/27); recovered fumble and returned it 42 yards for TD...Left shoulder surgery (1/11). **Games played-started:** 16-2

PREVIOUS SEASON: 1991 — Played in 12 games, mostly on special teams...Two tackles at TB (9/8), four vs. Wash (10/6), and two in season finale at SF (12/23)...Winner of Piccolo Award, honor voted upon by Bear veterans and given to rookie who best exemplifies the courage, loyalty, teamwork, dedication, and sense of humor of the late Brian Piccolo...Drafted in second round (49th overall).

COLLEGIATE, PERSONAL: Lombardi Award winner for nation's best interior lineman as senior...Unanimous first-team all-American...Missed one game (Navy) with dislocated right knee cap...Played four games with injury, but still finished fourth with 57 stops including 15 tackles-for-loss...College Lineman of the Year by Washington DC Touchdown Club after season...Lombardi Award finalist as junior along with Bears' Tim Ryan and Giants' Kanavis McGhee (Chiefs' Percy Snow won)...First-team all-American...Season-high 13 stops vs. Michigan State...Started first 10 games at nose guard as sophomore...Had 10 tackles and 1.5 sacks in first collegiate game (vs. Michigan)...Moved from linebacker to noseguard while on scout team as freshman...Announced lifelong desire to play for Bears prior to draft: "I would be honored for a chance to play for them. It would be a dream come true..."...Tragically found his mother dead upon returning home from Orange Bowl loss to Colorado on Jan. 2, 1991...Patterned his life after idol Mike Singletary...All-American honorable mention by *USA Today* following senior year at Chicago Vocational High School, alma mater of Dick Butkus...Four year letterman at both linebacker and offensive guard...Consensus all-state; all-area selection by *Tribune* and *Sun-Times*...Captained football and power lifting teams...Degree in American studies...Given name Chris Robert Zorich...Single.

Zorich's Pro Stats

| | Int-Yds | Tkls-Solo | Force Fum | Fum Rec | Pass Def | Sack-Yds | G-GS |
|---------------|------------|--------------|-----------|----------|----------|-------------|-------------|
| 1991 | 0-0 | 10-3 | 0 | 0 | 0 | 0-0 | 12-0 |
| 1992 | 0-0 | 53-26 | 0 | 1 | 0 | 2-13 | 16-2 |
| Career | 0-0 | 63-29 | 0 | 1 | 0 | 2-13 | 28-0 |

Also: 42-yard fumble return for TD

Playoffs

| | | | | | | | |
|---------------|------------|------------|----------|----------|----------|------------|------------|
| 1991 | 0-0 | 0-0 | 0 | 0 | 0 | 0-0 | 1-0 |
| Career | 0-0 | 0-0 | 0 | 0 | 0 | 0-0 | 1-0 |

Zorich's Single Game Highs

Tackles: 4 vs. Wash (10/6/91); at SF (12/23/91) Solos: 2 at SF (12/23/91)

1993 DRAFT CHOICES



80

Wide Receiver/KR
1st Round (7th)
USC

6'0", 185 lbs.
Jan. 13, 1971

curtis CONWAY

COLLEGE CAREER: Three year returner who set school records for most kickoff returns (73), most kickoff return yards (1,723), and longest punt return (96-yards)...Third in USC history with 67 punt returns and 679 punt return yards...Two-year track letterman with 10.28 career-best in 100-yard dash.

JUNIOR — Second-team all-American selection UPI and AP, third-team by *Football News*...Unanimous all-Pac 10 first-team choice as both receiver and returner...Trojan's Offensive Player of Year and Most Valuable Player...Eighth in nation in all-purpose yardage with 161.5 average per game...Led club with 49 catches for 764 yards, five TDs...Returned 31 punts for 11.2 avg; 27 kickoffs for 25.0 yard avg...First USC player in 39 years to score on punt and kickoff return in same season...Top games included nine catches for 115 yards and 51 yard TD vs. Oklahoma; five catches for 112 yards, 53-yard TD vs. Washington; and 213 all-purpose yards (78 rec., 121 KOR, 16 PR) against Cal...96-yard punt return vs. Oregon was longest in school history...95-yard kickoff return vs. ASU was longest by Trojan since Anthony Davis in 1974...Caught five passes for 69 yards, returned five kickoffs for 71 yards, and threw 44-yard TD vs. UCLA...Seven receptions for 84 yards and four KOR for 92 yards vs. Notre Dame...Member of mile relay team which finished second in NCAA with 3:00.58 time...**SOPHOMORE** — Saw action as flanker, quarterback and return specialist...Caught 21 passes for 240 yards and one TD...Returned 24 punts for 7.2 avg; 20 kickoffs for 24.7...Top receiving game was 6 catches for 69 yards vs. Notre Dame...4 receptions for 38 yards and TD vs. Washington...**FRESHMAN** — Averaged 21.3 yards on kickoff returns, 13.4 on punt returns...Had 71-yard punt return for TD vs. Oregon State, longest since Lynn Swann's 92-yard return in 1972...Threw nine-yard TD pass to QB Todd Marinovich vs. Stanford...Signed with USC in 1989 but ruled academically ineligible and attended El Camino College to improve scores.

PERSONAL: All-American choice by *Parade* and *Super Prep* magazine at Hawthorne (CA) High...Scored 62 of team's 82 touchdowns in final two seasons as option quarterback...Threw for 1,257 yards and 11 TDs on 77 of 156 accuracy; ran for 758 yards and 10 TDs on 80 carries (9.5 avg) and also scored on punt and interception return...In one game scored a TD from four positions: quarterback, wide receiver, running back, and defensive back...Scored 39 of Hawthorne's 42 TDs as junior...Public Administration major...Nickname: C-Way...Given name Curtis LaMont Conway...Single.

Conway's College Stats

| | Rec | Yds | Avg | Lg | TD | Rush | Yds | Avg | Lg | TD | G-GS |
|---------------|--------------|--------------|-------------|-----------|----------|-----------|-----------|------------|-----------|----------|--------------|
| 1989 USC | Did not play | | | | | | | | | | |
| 1990 USC | 1 | 0 | 0.0 | 0 | 0 | 4 | 21 | 5.3 | 8 | 0 | 12-0 |
| 1991 USC | 21 | 240 | 11.4 | 20 | 1 | 18 | 29 | 1.6 | 16 | 1 | 11-7 |
| 1992 USC | 49 | 764 | 15.6 | 61 | 5 | 6 | 37 | 6.2 | 24 | 1 | 12-12 |
| Career | 71 | 1,004 | 12.7 | 61 | 6 | 28 | 87 | 3.1 | 24 | 2 | 35-19 |

(continued on next page)

1993 DRAFT CHOICES

Conway's College Stats (continued)

| | KOR | Yds | Avg | LG | TD | PRs | Yds | Avg | LG | TD |
|---------------|--------------|--------------|-------------|-----------|----------|-----------|------------|-------------|-----------|----------|
| 1989 USC | Did not play | | | | | | | | | |
| 1990 USC | 26 | 555 | 21.3 | 46 | 0 | 12 | 161 | 13.4 | 71 | 1 |
| 1991 USC | 20 | 493 | 24.7 | 82 | 0 | 24 | 172 | 7.2 | 32 | 0 |
| 1992 USC | 27 | 675 | 25.0 | 95 | 1 | 31 | 346 | 11.2 | 96 | 1 |
| Career | 73 | 1,723 | 23.6 | 95 | 1 | 67 | 679 | 10.1 | 96 | 2 |

Passing: 1 nine-yard TD in 1990; 1-2, 10-yards, 1 int. in 1991; 2-2, 80 yards, 44-yard long, 1 TD in 1992.

Tackles: 5 (three solo) in 1990; 1 solo in 1992.



98

Defensive Tackle
2nd Round (35th)
Florida State
6'2" ; 278 lbs.
Apr. 18, 1970

Carl SIMPSON

COLLEGE CAREER: Made transitions from tight end to defensive end to defensive tackle...Two-year starter for Seminoles.

SENIOR — First-team all-ACC...Led FSU linemen with 65 tackles, nine sacks, and five tackles-for-loss...10-tackles, sack, and one for-loss vs. Miami...Two-sack effort vs. North Carolina...Five tackles, sack, and pass defended against Florida...**JUNIOR** — Played in all 12 games finishing with 53 tackles...His 11 sacks were most by a Seminole in 15 years...Registered eight tackles vs. Michigan...Eight tackles and three sacks against Miami...Five stops in Cotton Bowl win vs. Texas A & M ...**SOPHOMORE** — Made switch from tight end to defensive end and recorded 30 tackles, four fumble recoveries, and 1.5 sacks...Opened season with four-tackles, two solo, one seven-yard sack, a forced fumble, and pass deflection vs. East Carolina...Four stops and two fumble recoveries in 42-3 win over LSU...Fumble recovery vs. Miami, sack vs. Florida...**FRESHMAN** — Saw limited action as reserve tight end...Did not catch any passes...Redshirted as true freshman in 1988.

PERSONAL: All-state honorable mention as defensive tackle and tight end at Appling County High in Georgia...Had 19 receptions for 254 yards as senior...Set school mark in shot put...Graduated with degree in criminology; is working on double major in sociology...Aspires to work as FBI agent after football career...Given name Carl Wilhelm Simpson...Single.

Simpson's College Stats

| | Int-Yds | Tkls-Solo | Force Fum | Fum Rec | Pass Def | Sack-Yds | G-GS |
|---------------|-----------------------------|---------------|-----------|----------|----------|-------------|--------------|
| 1988 FSU | Redshirt — Freshman | | | | | | |
| 1989 FSU | Played tight end (no stats) | | | | | | |
| 1990 FSU | 0-0 | 30-8 | 1 | 4 | 2 | 1.5 | 10-4 |
| 1991 FSU | 0-0 | 53-23 | 1 | 1 | 0 | 11.0 | 12-12 |
| 1992 FSU | 0-0 | 65-31 | 0 | 0 | 1 | 9.0 | 12-12 |
| Career | 0-0 | 148-62 | 2 | 5 | 3 | 21.5 | 34-28 |

1993 DRAFT CHOICES



84

Tight End
3rd Round (61st)
Syracuse
6'5", 254 lbs.
Aug. 9, 1970

chris GEDNEY

COLLEGE CAREER — Played in every game in four seasons at Syracuse...Became full-time tight end as junior after seeing action as wide receiver and tight end as freshman and sophomore.

SENIOR — First team all-American selection by AP, *Football News*, and Kodak and all-Big East selection...Second on club with 34 receptions for 587 yards and five TDs...Caught four passes for 47 yards, including two 12-yard TDs vs. Virginia Tech...Three receptions for 105 yards including 65-yard TD vs. Rutgers...Gained 103 yards following week on six receptions vs. West Virginia...**JUNIOR** — Started every game at tight end catching a pass in 11 of 12 contests...Second on team with 25 receptions...Career-high eight catches for 107 yards against Pittsburgh...**SOPHOMORE** — Played in every game, starting four at wide receiver or tight end...Third with 24 receptions for 332 yards...First career TD was 19-yard reception from tailback vs. Boston College...**FRESHMAN** — Played in every game, catching eight passes for 93 yards...Redshirted in 1988 as true freshman.

PERSONAL — All-state and honorable mention all-American choice at New York's Liverpool High...Caught 17 passes for 350 yards and seven TDs as team won 1987 league championship...Played forward on basketball team...Speech communications major...Given name Christopher Joseph Gedney...Married (Kathy).

Gedney's College Stats

| | Rec. | Yds | Avg | LG | TD | G-GS |
|---------------|---------------------|--------------|-------------|-----------|----------|--------------|
| 1988 Syracuse | Redshirt — Freshman | | | | | |
| 1989 Syracuse | 9 | 105 | 11.7 | 27 | 0 | 12-0 |
| 1990 Syracuse | 26 | 362 | 13.9 | 32 | 2 | 12-4 |
| 1991 Syracuse | 27 | 340 | 12.6 | 34 | 1 | 12-12 |
| 1992 Syracuse | 35 | 591 | 16.9 | 65 | 5 | 12-12 |
| Totals | 97 | 1,398 | 14.4 | 65 | 8 | 48-28 |



75

todd PERRY

Guard
4th Round (97th)
Kentucky
6'5", 291 lbs.
Nov. 28, 1970

COLLEGE CAREER: Started 37 of 43 games at left guard...Three-time academic all-Southeast conference selection...From Dave Wannstedt: *He's a big, strong guy that was a very productive player in college. He'll have a chance to really come in and help us at a position where we need depth.*

SENIOR — Started every game at left guard...Led a rushing attack which averaged 172.2 yards per game...First team all-SEC honors by *Football News*; second-team all-league by Associated Press...Played in Japan, Senior, and East-West games...**JUNIOR** — Named team's outstanding offensive lineman by his teammates while starting every game at left guard...**SOPHOMORE** — Played in every game, including ten starts...**FRESHMAN** — Played in ten games, starting the last six...Medical redshirt as true freshman in 1988.

PERSONAL: All-state honorable mention as junior and senior at North Hardin High in Elizabethtown, KY...Missed eight games as senior with knee injury...Led team to 22-8 record in final three seasons...Member of National Honor Society who served as Special Olympics volunteer and regular visitor to Veterans Administration Hospital...District heavyweight wrestling champion...Biology major...Given name Todd Joseph Perry...Single.

Perry's College Stats

Games-Starts: 43-37 — 1988 Kentucky (Medical redshirt); 1989 Kentucky (10-6); 1990 Kentucky (11-10); 1991 Kentucky (11-11); 1992 Kentucky (11-11)

DOMED

Over the last two years, the Bears have played in five of the seven NFL domed stadiums. They would have played in Seattle this year, but the Seahawks' fifth-place finish in '92 took them out of the Bears 1993 schedule. The Georgia Dome, which opened last year, is the only dome the Bears have not played, but the Bears can write their own ticket to the facility as the Georgia Dome hosts the next Super Bowl XXVIII on January 30, 1994.

| Stadium | Team | Year opened | Bears' W-L | Last game |
|--------------|--------------------|-------------|------------|---------------------|
| Silverdome | Detroit Lions | 1975 | 8-9 | 1992 L, 16- 3 |
| Astrodome | Houston Oilers | 1968 | 1-2 | 1992 L, 24- 7 |
| Hoosierdome | Indianapolis Colts | 1984 | 2-0 | 1991 W, 31-17 |
| Metrodome | Minnesota Vikings | 1982 | 5-6 | 1992 L, 21-20 |
| Superdome | New Orleans Saints | 1975 | 2-3* | 1992 L, 28- 6 |
| Kingdome | Seattle Seahawks | 1976 | 1-2 | 1984 L, 38- 9 |
| Georgia Dome | Atlanta Falcons | 1992 | | (have never played) |

*includes win in Super Bowl XX

1993 DRAFT CHOICES



65

Linebacker
4th Round (100th)
Louisiana Tech
6'1", 221 lbs.
Jan. 6, 1971

myron BAKER

COLLEGE CAREER: Played first three years at outside linebacker before moving inside as senior...Led team in tackles final three years as a full-time starter.. Finished with 379 career tackles, 191 solo, and 8.5 sacks.

SENIOR — All-American honorable mention choice by *Football News*...Led team in tackles with career-high 132 stops, 72 solos...Registered 16 tackles vs. Baylor in first game as middle linebacker...Registered 13 tackles, eight solo, seven-yard sack, two-yard tackle-for-loss, 35-yard interception, and forced a fumble against East Tennessee State...Nine double-digit tackle games...**JUNIOR** — Second-team all-South Independent selection...Led team with 111 tackles while starting every game at outside linebacker...Had 19 stops including 11 solo tackles vs. Eastern Michigan...**SOPHOMORE** — Started every game at outside linebacker, leading team with 119 tackles and 4 sacks...Recorded 8 tackles, a half-sack, and interception in win over Stephen F. Austin...**FRESHMAN** — Played in 10 games as true freshman...Had 17 tackles (7 solos) with 1.5 sacks.

PERSONAL — Three-time all-district and two-time all-state linebacker at Louisiana's Haughton High...Attended high school and college along with brother, Lorenza...Also lettered in track...Education major...Given name Myron Tobias Baker...Single.

Baker's College Stats

| | Int-Yds | Tkls-Solo | Force Fum | Fum Rec | Pass Def | Sack-Yds | G-GS |
|---------------|-------------|----------------|-----------|----------|-----------|---------------|--------------|
| 1989 L. Tech | 0-0 | 17-7 | 0 | 0 | 0 | 1.5-24 | 10-0 |
| 1990 L. Tech | 1-13 | 119-48 | 1 | 1 | 3 | 4-37 | 11-11 |
| 1991 L. Tech | 0-0 | 111-64 | 0 | 1 | 2 | 1-5 | 11-11 |
| 1992 L. Tech | 1-35 | 132-72 | 1 | 2 | 5 | 2-9 | 11-11 |
| Career | 2-48 | 379-191 | 2 | 4 | 10 | 8.5-75 | 43-33 |

THE BRIAN PICCOLO AWARD

Bear veterans vote the Brian Piccolo award to the rookie who best exemplifies the courage, loyalty, teamwork, dedication, and sense of humor of the late Brian Piccolo. This year the award was expanded to include a veteran who possesses the same qualities.

In his senior season at Wake Forest (1964) Piccolo led the nation in scoring (111 points) and rushing (1,044 yards). He signed with the Bears as an undrafted free agent, and in four years he rushed 258 times for 927 yards and four TDs. He also caught 58 passes for 537 yards and one touchdown.

Piccolo died of embryonal cell carcinoma on June 16, 1970. He was 26 years old and left his wife, Joy, three daughters, and legions of friends.

The award is presented to the player at a banquet following the Piccolo golf tournament which helps raise money for cancer research.



74

 Defensive End
 4th Round (112th)
 Baylor
 6'4", 260 lbs.
 Sept. 17, 1970

albert FONTENOT

COLLEGE CAREER: Emerged as one of college football's top pass rushers despite not becoming a starter until senior season. Dave Wannstedt: *Albert is a guy we traded up to get because we had a real good grade on him and we're afraid he wouldn't last. He's a big, rangy guy who can rush the passer.*

SENIOR — Earned all-SWC honors from *Football News* while starting every game at left end...Recorded 45 tackles, 32 solos, 11 sacks, and 14 tackles-for-loss...Recovered a fumble and defended three passes...Nine tackles, fumble recovery, and three sacks vs. Colorado...Two sacks vs. Rice...Blocked extra point vs. Georgia Tech...**JUNIOR** — Played behind Robin Jones at left end...Recorded 26 tackles and three sacks...Sack and fumble recovery vs. UTEP; season-high five tackles and sack against Texas in season finale...**SOPHOMORE-FRESHMAN** — Two-year standout at Texas' Navarro Junior College, earning all-region honors...Recorded 123 tackles and 15 sacks in two-year career.

PERSONAL: One of top players in Texas coming out of Houston's Yates High School...90 tackles, 10 sacks, four fumble recoveries, and two passes defended as senior...12 sacks as junior...Communications major...Given name Albert Paul Fontenot...Single.

A. Fontenot's College Stats

| | Int-Yds | Tkls-Solo | Force Fum | Fum Rec | Pass Def | Sack-Yds | G-GS |
|---------------|------------|--------------------------|-----------|----------|----------|-----------|--------------|
| 1989 | | | | | | | |
| | | (Navarro Junior College) | | | | | |
| 1990 | | | | | | | |
| | | (Navarro Junior College) | | | | | |
| 1991 Baylor | 0-0 | 26-20 | 0 | 1 | 0 | 3 | 11-0 |
| 1992 Baylor | 0-0 | 44-32 | 1 | 1 | 3 | 11 | 11-11 |
| Career | 0-0 | 70-52 | 1 | 2 | 3 | 14 | 22-11 |

BRIAN PICCOLO AWARD WINNERS

| | | |
|----------------------------|---------------------------|---------------------------|
| 1970 Glen Holloway (G) | 1979 Dan Hampton (DE) | 1988 James Thornton (TE) |
| 1971 Jerry Moore (S) | 1980 Bob Fisher (TE) | Mickey Pruitt (LB) |
| 1972 Jim Osborne (DT) | 1981 Mike Singletary (LB) | 1989 Trace Armstrong (DE) |
| 1973 Wally Chambers (DT) | 1982 Jim McMahon (QB) | 1990 Mark Carrier (S) |
| 1974 Fred Pagac (TE) | 1983 Jim Covert (T) | 1991 Chris Zorich (DT) |
| 1975 Roland Harper (RB) | 1984 Shaun Gayle (DB) | 1992 Mike Singletary (LB) |
| 1976 Brian Baschnagel (WR) | 1985 Kevin Butler (K) | Troy Auzenne (T) |
| 1977 Ted Albrecht (T) | 1986 Neal Anderson (RB) | |
| 1978 John Skibinski (RB) | 1987 Ron Morris (WR) | |

1993 DRAFT CHOICES



63

Middle Linebacker
6th Round (146th)
Washington
6'2", 229 lbs.
Jul. 24, 1970

dave HOFFMANN

COLLEGE CAREER: Finished tenth in Husky history with 35 tackles-for-loss and sixth with 189.5 yards-lost...Third straight Husky to win Pac Ten Player of the Year Award...Made several all-America teams.

SENIOR — Led team in tackles (91), tackles-for-loss (17.5), and sacks (8)...Finalist for the Butkus Award...Led team in tackles in six of 11 games...10 stops for 23 yards in losses vs. USC...Career-high 12 stops at Arizona...**JUNIOR** — Led team with 71 stops...First-team all-Pac Ten...Led Washington with seven tackles in Rose Bowl and two passes defended...Defensive Player of the Week with 10 stops, five for 30-yards in losses, vs. USC...25-yard interception vs. Nebraska...**SOPHOMORE** — Led team with 79 tackles starting all 12 games...Honorable mention all-Pac Ten...Chevy Player of the Game with season-high nine tackles at Stanford, including Best Hit of the Year by a Husky defender...Forced three fumbles...**FRESHMAN** — First start came in Week 5 vs. USC...Played in all 11 games, starting five and finishing sixth with 51 stops...Nine tackles and fumble recovery at Cal...Career-high 13 tackles vs. ASU...Three for-loss and one sack vs. Oregon State...Redshirt in '88...Two-time Backup Player of the Week as member of Husky scout squad.

PERSONAL: Three-year letterman at tight end and linebacker for Pioneer High in San Jose, Calif...Played offensive guard as junior...Three-time all-league linebacker...League MVP as senior with 209 stops and four interceptions, including a 90-yard return...30 stops against Lynbrook...Caught four TD passes as tight end as junior...Sociology major...Brother, Steve, is junior at Washington...Given name David Paul Hoffmann...Single.

Hoffmann's College Stats

| | Int-Yds | Tkls-Solo | Force Fum | Fum Rec | Pass Def | Sack-Yds | G-GS |
|---------------|-------------|---------------------|-----------|----------|----------|------------------|--------------|
| 1988 Wash. | | Redshirt — Freshman | | | | | |
| 1989 Wash. | 0-0 | 51-52 | 0 | 0 | 0 | 1-6 | 11-5 |
| 1990 Wash. | 0-0 | 79-48 | 3 | 1 | 4 | 2.5-15.5 | 12-12 |
| 1991 Wash. | 1-25 | 71-39 | 3 | 1 | 4 | 3-24 | 12-12 |
| 1992 Wash. | 0-0 | 99-50 | 2 | 2 | 1 | 8-51 | 12-12 |
| Career | 1-25 | 300-162 | 8 | 4 | 9 | 14.5-96.5 | 47-41 |



25

Cornerback
7th Round (173rd)
Arizona
5'10", 177 lbs.
July 17, 1970

keshon JOHNSON

COLLEGE CAREER: Started at cornerback in senior season after transferring from junior college.

SENIOR — All-America honorable mention by *Football News*...All-Pac Ten first-team...Started all 12 games at right corner on defense which ranked second in NCAA...Recorded 47 tackles, deflected nine passes...Seven tackles, six solo, vs. Washington State...Career-high eight solo stops in win over UCLA...Helped in upset of No. 1-ranked Washington with seven tackles, two passes defended, and 21-yard interception...**JUNIOR** — Registered 24 stops and three passes defended in nine games...Six tackles and pass defended in win over USC...Six stops, five solo, in finale vs. ASU...**SOPHOMORE-FRESHMAN** — All-conference and all-state during two-year career at Fresno City College...Served as team captain in sophomore season.

PERSONAL: All-city selection at Edison High in Fresno...Team captain as senior...Sociology major...Aspires to become sportscaster...Given name Keshon Lorenzo Johnson...Single.

Johnson's College Stats

| | Int-Yds | Tkls-Solo | Force | Fum | Fum Rec | Pass Def | Sack-Yds | G-GS |
|---------------|-------------|-----------------------|----------|-----|----------|-----------|----------|--------------|
| 1989 | | | | | | | | |
| | | (Fresno City College) | | | | | | |
| 1990 | | | | | | | | |
| | | (Fresno City College) | | | | | | |
| 1991 Arizona | 0-0 | 24-20 | 1 | | 1 | 3 | 0 | 9-0 |
| 1992 Arizona | 1-21 | 52-44 | 0 | | 0 | 10 | 0 | 12-12 |
| Career | 1-21 | 76-64 | 1 | | 1 | 13 | 0 | 21-12 |

1993 BEARS DRAFT

| Rd | Pick | Draftee | Pos | Ht | Wt | Born | School |
|----|------|---|-------|------|-----|----------|----------------|
| 1 | 7 | Curtis Conway | WR/KR | 6-0 | 185 | 1-13-71 | USC |
| 2 | 35 | Carl Simpson | DT | 6-2 | 278 | 4-18-70 | Florida State |
| 3 | 61 | Chris Gedney | TE | 6-5 | 254 | 8-9-70 | Syracuse |
| 4 | 92 | <i>(To Indianapolis for Colts' fourth-round (100) and sixth-round (156))</i> | | | | | |
| 4a | 97 | Todd Perry | G | 6-5 | 291 | 11-28-70 | Kentucky |
| | | <i>(From Cleveland in Jay Hilgenberg trade, 8-27-92)</i> | | | | | |
| 4b | 100 | Myron Baker | LB | 6-1 | 221 | 1-6-71 | Louisiana Tech |
| | | <i>(From Indianapolis along with sixth-round (156) for Bears fourth-round (92))</i> | | | | | |
| 4c | 112 | Albert Fontenot | DE | 6-4 | 260 | 9-17-70 | Baylor |
| | | <i>(From Green Bay for Bears fifth-round (119) and sixth-round from Indy (156))</i> | | | | | |
| 6 | 146 | Dave Hoffmann | MLB | 6-2 | 229 | 7-24-70 | Washington |
| 7 | 173 | Keshon Johnson | CB | 5-10 | 177 | 7-17-70 | Arizona |
| 8 | 204 | <i>(To Seattle as compensation for signing restricted free agent Joe Cain)</i> | | | | | |

1993 ROOKIE FREE AGENTS

8 SCOTT BONNELL Kicker Indiana

Ht: 5-10 Wt: 167 Born: October 14, 1969

Holds IU all-time record for field goals (48) and extra points (117) and is second with 261 points...His 48 career FGs rank seventh in Big Ten history...First-team all-Big Ten as senior as only 19 of 42 kickoffs were returned...Connected on 12 of 19 with 50-yard long in final campaign...Career-high 13 FGs in his sophomore and junior seasons...Set school record with 55-yard long FG vs. Michigan in freshman season...Honda Scholar Athlete of the Week for three field goals and six kickoffs (avg start 17-yard line) against Toledo...Earned Big Ten all-Academic honors...Prepped at Castle High in Newburgh, IN.

22 DEWELL BREWER Halfback Oklahoma

Ht: 5-8 Wt: 203 Born: April 22, 1970

Led team in rushing with 561 yards and four TDs on 121 carries...Caught 18 passes for 260 yards...His 72-yard TD vs. Colorado was Oklahoma's longest run of '92...Led Sooners in punt and kickoff returns...Top game was 18 carries for 118 yards and one score vs. Missouri...Carried 23 times vs. Kansas State...Junior campaign was cut short by a pair of knee injuries...Enjoyed best season as sophomore, carrying 154 times for 872 yards and eight TDs...Top game was vs. Kansas State gaining 187 yards and three TDs on 38 carries as true freshman...Oklahoma High School Player of the Year at Lawton High.

63 TODD BURGER Defensive Tackle Penn State

Ht: 6-3 Wt: 270 Born: March 20, 1970

Three-year letterman on defensive line...Top game as senior came in start at Notre Dame with four tackles and one sack...Three stops in Blockbuster Bowl...Started nine of 12 contests as offensive tackle during junior campaign...Led all offensive linemen with 716 plays including 85 at USC...Started first five games as defensive tackle in sophomore season, finishing with 19 stops, three tackles-for-loss, one sack, and one pass defended...Four tackles and two sacks in Holiday Bowl as freshman...Worked on scout team as true freshman in '88...League Defensive Player of the Year in senior season at A.L. Johnson Regional High School in Clark, NJ.

68 JOHN ELLISOR Guard Texas A & M

Ht: 6-3 Wt: 278 Born: September 5, 1969

Made 29 career starts at guard...Aggies had a 1,000-yard back in each of his four seasons...Only senior on line which paved the way for 381 rushing yards vs Texas Tech and 341 yards vs. TCU...All-SWC honors for junior and senior efforts...Helped team set school record for points during junior year (401 in 11 games)...Became starting guard midway during his sophomore season, his first year on offense...Aggies set SWC record for rushing offense (Darren Lewis was the featured back)...Played nose guard as freshman...Top 100 prospect and all-district performer at Kingwood High in Texas.

30 CARLOS FLEEKs Halfback Hampton

Ht: 6-0 Wt: 200 Born: June 24, 1971

All-conference back by leading team with 1,312 yards and 15 TDs on 209 carries as senior...Gained 163 yards and three TDs on just 12 carries in season opener. Had career-best 83-yard sprint...Averaged 9.1 yards with 174 yards on 19 carries and three scores vs. Cheyney...Played in just five games as junior after pulling a muscle...Had 108 yards on seven carries in one quarter before injury vs. Morehouse College...Transferred from Ravero Junior College in Texas...Prepped at Rider High in Wichita Falls, TX.

1993 ROOKIE FREE AGENTS

27 MATT GOODWIN

Cornerback

Iowa State

Ht: 6-1

Wt: 223

Born: July 15, 1970

Played in 10 games, starting final five at left cornerback...Two interceptions, returned one 49-yards, and five tackles at Colorado...Seven stops, six solo, and two passes defended vs. Missouri...Played football in freshman year before concentrating solely on academics; he will start law school this year...Twin brother, Malcom, was four-year linebacker who was signed as free agent by the Rams...Prepped at Ames High in Iowa.

68 GARLAND HAWKINS

Linebacker

Syracuse

Ht: 6-3

Wt: 232

Born: February 19, 1970

Started 37 straight games as Orangemen's outside linebacker...Seventh in school history with 16.5 career sacks (second best by linebackers)...Led team with 12 QB pressures as senior...Forced and recovered two fumbles...Best outing came vs Virginia Tech with five tackles, two sacks, a fumble recovery, and six pressures...Five tackles and two sacks in upset over Florida as a junior...Had 52-yard interception vs. Pitt...Won starting job vacated by Terry Wooden (Seahawks) as sophomore...Started all 13 games; career-high 43 stops...Top special teams performer as freshman...Top 100 prospect as DT at DeMatha High School in Washington, DC.

46 JOHN IVLOW

Fullback

Colorado State

Ht: 5-11

Wt: 226

Born: January 26, 1970

Second with 790 rushing yards and third with seven TDs while playing in all 12 games...Rushed for three scores vs. Idaho...Played in nine games as junior, gaining 341 yards on 80 carries for two TDs and 34 yards on three catches...Played linebacker for Northwestern before transferring in '90 and moving to fullback...Registered 48 tackles, 29 solo in two defensive years...Lettered in football (fullback and linebacker), wrestling, and track at Plainfield High School in Joliet, IL.

16 ANTONIO JOHNSON

Wide Receiver

Syracuse

Ht: 5-8

Wt: 195

Born: April 18, 1969

Two-time football letterman...Third receiver behind Qadry Ismail (Vikings) and Shelby Hill...Career-high 15 receptions while playing in all 12 games as senior...Career-high four catches vs. Rutgers...Two TDs vs. Virginia Tech...Played in all 12 games as junior finishing with team-high 19.1 average on 12 catches for 229 yards and three TDs...Game ball vs. BC for 55-yard scoring catch and 63-yard fumble recovery for a second TD...Four catches for 85 yards and one score in Hall of Fame Bowl...Played on special teams for all 13 games of sophomore season...Returned six kickoffs for 109 yards...Tied school record with six KOR vs. Florida State...Won the 1989 Big East 55-meter dash (6.35) and placed fourth in 100-meter dash as senior (10.76)...Lettered in football, basketball, and track at Pershing High in Detroit.

92 RICO MACK

Linebacker

Appalachian State

Ht: 6-4

Wt: 226

Born: February 22, 1971

Fourth in school history with 347 tackles (29.5 for-loss and 12.5 sacks)...Had 36 straight starts...Season-highs with 11 tackles-for-loss, five sacks, and nine passes defended as senior...Defensive Player of the Year as junior...Second with 111 tackles while starting 12 games...Two 13-tackle efforts and 12 stops vs. Clemson...Conference Player of the Week at Wake Forest with nine stops, two passes defended, and a 46-yard scoring interception...Unanimous first-team all-conference as sophomore...Player of the Week twice...Tied for team lead with four ints. (two for TDs); second with four sacks...School-record 100-yard interception vs. James Madison...Played in all 12 games as true freshman, starting one...Team-high three tackles-for-loss in playoff game...Three-year football letterman at Winder Barrow High in Statham, GA.

1993 ROOKIE FREE AGENTS

9 SHANE MATTHEWS Quarterback Florida

Ht: 6-3 Wt: 192 Born: June 1, 1970

Holds 50 school records (14 career, 30 single-season, four single-game, and two bowl) and 19 SEC marks (13 career, 5 single-season, one single-game)...Career stats: 1,202 att, 722 comp, 9,287 yards, 74 TDs, 46 int, 72-yard long, 195 rushes (includes sacks), -46 yards rushing, 7 TDs, 1 TD reception...Most yards passing in UF and SEC history...27-8 as starting QB including 19-4 conference mark, and 18-0 at home...Senior: 3,205 yards, 23 TDs and 16 interceptions on 275 of 463 passing...Most yards in SEC history...Five 300-yard games, 10 200-yard efforts...Twice named SEC Offensive Player of the Week...Junior: 3,130 yards on 218 of 361 (60.4) with 28 TDs and 18 interceptions...Fifth in Heisman Trophy balloting...SEC Player of Year...First in SEC and sixth in nation in total offense (285.5 ypg)...Underwent arthroscopic knee surgery for minor repair, but returned to set five Sugar Bowl records vs. Notre Dame throwing for 370 yards on 28 of 58 passing...Set 12 school records; three SEC marks...Sophomore: 2,952 yards on 229 of 378 passing with 23 TDs and 12 ints...SEC Player of the Year...Established 11 UF and two SEC records...Freshman: Played for two downs in '89...Suspended remainder of season for NCAA rule violation...Redshirted as true freshman...Graduated with degree in marketing...Mississippi Player of the Year by *USA Today*...Named to Pascagoula High School's Hall of Fame...Engaged to Stephanie Weldon (to be married 6/6/93).

64 MAURICE MILLER Linebacker Wake Forest

Ht: 6-3 Wt: 217 Born: September 6, 1969

Second-team all-ACC honors with 97 stops (second on team)...Added 10 sacks and 16 tackles-for-loss...Started all 12 contests recording four double-digit tackle games...Season-bests were 12-stop efforts vs. North Carolina and Army...Returned interception 35-yards for TD in season opener...Team MVP as junior leading team with 91 stops...Career-best 14 tackles, nine solo, and interception vs. Duke...Earned Beattie Feathers Award (named after former Bear runningback) for most improvement during spring of '91...Led team with 90 tackles and three forced fumbles as sophomore...Played in eight games as freshman before knee injury requiring off-season surgery...Redshirted in '88...Computer science major who qualified for ACC Honor Roll and dean's list...Led team to state semi-finals in football (tight end and defensive end) and basketball during senior season at John Marshall High (Richmond, VA).

74 TONY NICHOLS Tackle San Diego State

Ht: 6-4 Wt: 290 Born: September 11, 1970

Started every game at weak tackle for the final three years of his career...Opened final 35 games; totaled 44 starts in four-year career...First-team all-WAC by conference coaches...Played in Japan Bowl following senior campaign...Second-team all-WAC as sophomore and junior...Started nine games as a redshirt freshman...Runner-up for league MVP while lineman at California's Sonora High School.

1993 ROOKIE FREE AGENTS

29 TRACY SAUL

Ht: 5-10

Wt: 179

Safety

Born: September 15, 1970

Texas Tech

Tied for fourth in NCAA's history with 25 career interceptions and 425 return yards...Accounted for 35 turnovers (25 int, 7 FR, 3 FF)...Bears Carlos Mainord was Red Raiders defensive coordinator for Saul's career...Four-time consensus all-SWC...Finished senior season with 73 tackles (57 solo), five interceptions, four passes defended, two forced fumbles and two fumbles recovered...Second in SWC with 24.2 KOR average...Had 132 punt return yards and completed one of two passes from punt formation...Underwent arthroscopic knee surgery, but did not miss a start...Led SWC, eighth in NCAA, with eight interceptions as junior...Third in league with 12.5 average on 16 punt returns...Nine KOR for 242 yards...Fourth with 99 tackles as sophomore...Team MVP vs. Rice for 13 tackles and 49-yard interception return...Longest SWC punt return on final day of season (79-yards) vs. SMU...Conference Defensive Newcomer of the Year as true freshman...Sixth nationally with eight interceptions...Led conference with 10.0 punt return average...Player of the Year in basketball with 31.3 average in high school...Quarterback, defensive back, and kicker at Idalou High School in Lubbock, TX) and averaged 31.3 points (with career high 55) a game for basketball squad.

89 RYAN WETNIGHT

Ht: 6-2

Wt: 225

Tight End

Born: November 5, 1970

Stanford

Honorable mention all-Pac Ten catching 31 passes for 384 yards...Started all 13 games despite mid-season ankle injury...Had 54-yards on four grabs in season opener vs. Texas A & M...Set season-highs in Blockbuster Bowl with 71 yards and one TD on five receptions...Opened four games as junior before ankle injury limited playing time...Had eight receptions for 74 yards in first two games...Lone college TD was four-yard catch in season finale vs. Cal...Transferred to Stanford in January, 1991, and competed in spring drills...First-team all-American from Fresno City College (teammate was sixth-round Bears draftee, Keshon Johnson) where he caught 42 passes for 787 yards...Offense MVP of 1990 Dairy Bowl...Caught 25 passes for 456 yards as freshman...All-league performer at Fresno's Hoover High.

43 KENNY WILHITE

Ht: 5-8

Wt: 189

Cornerback

Born: July 26, 1970

Nebraska

Voted honorable mention all-Big Eight by league coaches...Led team with seven passes defended and tied for team lead with three interceptions...Had 49-yard interception which set up winning score in 21-14 victory at Missouri...Career-high three passes defended and interception vs. Kansas...Had six interceptions as junior before knee injury which required major reconstructive surgery...Missed final two games and Orange Bowl vs. Miami...The six picks were one short of the Nebraska season record...Redshirted in 1990 to make transition from wingback to cornerback...Two-time all-conference and first-team JUCO all-America QB at Dodge City Community College...Gained 1,500 rushing and passing to go along with 28 TDs in two-year career...Lettered in football, basketball, and baseball as Oakville High in St. Louis, MO.

1993 ROOKIE FREE AGENTS

19 LARRY WYNN

Ht: 6-1

Wt: 181

Born: October 8, 1971

Wide Receiver

Northern Illinois

Led team in receiving with 37 catches for 538 yards and punt returns with 15 for 284 yards as senior...Offensive Player of the Week with career-high eight receptions for 123 yards and one TD vs. Illinois...Seven catches for 172 yards vs. Western Michigan as a junior — most in 13 years by a NIU player...Returned four kickoffs for 100 yards vs. No. 6 Florida...Eight starts...Second in KOR (9-189) and fourth in receiving (6-73) as sophomore...Offensive Player of the Week vs. East Carolina for 119 all purpose yards...Saw majority of action on special teams as freshman...Captain and all-state QB as senior throwing for 1,189 yards at Cahokia High in Centerville, IL.

38 GREG ZOMALT

Ht: 6-2

Wt: 220

Born: January 16, 1971

Fullback

California

Honorable mention All-Pac-10 selection starting every contest as senior...Second on club in receiving with 31 grabs for 184 yards and third with 53 carries for 183 yards and two TDs...Gained 62 yards on six carries vs. USC; caught seven passes for 44 yards in season finale vs. Stanford...Rushed 42 times as junior, but led team with 5.8 average and scored four TDs...Added 26 catches for 184 yards and one TD...Season-long 32-yard scoring sprint in opener vs. Pacific along with 24-yard TD reception...Top game came vs. Arizona 9-69 rushing and 3-22 receiving...Contributed nearly 600 yards of all-purpose yards as sophomore (250 rushing, 337 receiving)...Career-long 45-yard rush vs. Oregon...Gained 308 yards rushing and 317 receiving as true freshman...Gained 105 yards on 23 carries vs. Washington State...Six grabs for 94 yards and six carries for 18 yards in collegiate debut vs. Oregon...Scored five TDs in semi-final playoff game in high school...Player of the Year in 1988 rushing for 1,383 yards and 21 TDs on 177 carries (7.8 avg.) at Canyon Springs High School in Moreno Valley, CA.

MAKING THE TEAM

A breakdown of the Bears Opening Day roster the last 10 seasons.

| Year | QB | RB | OL | WR | TE | DL | LB | DB | P | K | Total |
|------|----|----|----|----|----|----|----|----|---|---|-------|
| 1983 | 3 | 5 | 11 | 5 | 3 | 7 | 5 | 8 | 1 | 1 | 49 |
| 1984 | 3 | 6 | 9 | 5 | 3 | 6 | 7 | 8 | 1 | 1 | 49 |
| 1985 | 3 | 4 | 8 | 6 | 2 | 7 | 6 | 7 | 1 | 1 | 45 |
| 1986 | 3 | 5 | 8 | 5 | 2 | 7 | 6 | 7 | 1 | 1 | 45 |
| 1987 | 3 | 5 | 8 | 5 | 2 | 6 | 6 | 8 | 1 | 1 | 45 |
| 1988 | 3 | 5 | 9 | 5 | 2 | 6 | 7 | 8 | 1 | 1 | 47 |
| 1989 | 2 | 5 | 9 | 5 | 2 | 7 | 7 | 8 | 1 | 1 | 47 |
| 1990 | 3 | 5 | 8 | 4 | 3 | 8 | 7 | 8 | 1 | 1 | 47* |
| 1991 | 2 | 6 | 8 | 5 | 2 | 7 | 7 | 8 | 1 | 1 | 47 |
| 1992 | 3 | 4 | 10 | 5 | 2 | 8 | 6 | 8 | 1 | 1 | 47* |

| Year | Roster size | Veterans | Draftees | Undrafted Free Agents |
|------|-------------|----------|----------|--------------------------------|
| 1983 | 49 | 39 | 9 | 1 (Dennis McKinnon) |
| 1984 | 49 | 42 | 6 | 1 (Jack Cameron) |
| 1985 | 45 | 36 | 7 | 2 (Mike Tomczak, Ken Taylor) |
| 1986 | 45 | 41 | 4 | 0 |
| 1987 | 45 | 40 | 5 | 0 |
| 1988 | 47 | 37 | 9 | 1 (Mickey Pruitt) |
| 1989 | 47 | 38 | 9 | 0 |
| 1990 | 47* | 40 | 8 | 1 (Quintin Smith)† |
| 1991 | 47 | 40 | 5 | 2 (John Hardy, James Williams) |
| 1992 | 47* | 42 | 5* | 1 (Kelly Blackwell) |

* In 1990 the Bears were given an exemption on Steve McMichael and could carry 48 players into the opener. In 1992 the Bears had the same exemption on William Perry.

† James Coley was a rookie free agent in 1990, but only after he spent 1989 on the developmental squad.

• Jay Leeuwenburg was a ninth-round draftee by KC in '92, but released and claimed by the Bears.

TICKET ARTISTS

For the second straight year, the design for Bears tickets were selected from thousands of entrants. The winners and their artwork follows:

| Game | Artist | Grade | School | City |
|------|-------------------|-------|-------------------------------|------------------------|
| 1 | Ted Esbrook | K | Buffalo Grove Montessori | Buffalo Grove, IL |
| 2 | Alana Groves | 3 | Sykuta School | Country Club Hills, IL |
| 3 | Ellen Nichols | 12 | Resurrection High | Chicago, IL |
| 4 | Michael Sullivan | 12 | Shepard High | Palos Heights, IL |
| 5 | Trevor Hennington | 9 | Andean High | Merrillville, IN |
| 6 | Dan Whelan | 10 | Evergreen Park High | Evergreen Park, IL |
| 7 | Marisela Ramirez | 1 | Sawyer Elementary | Chicago, IL |
| 8 | Stephanie Neville | 1 | Gavin Central | Ingleside, IL |
| 9 | Cal Carpenter | 11 | Johnsburg High | Johnsburg, IL |
| 10 | Scott Wetendorf | 6 | Carpentersville Middle School | Carpentersville, IL |

1



2



3



4



5



PHOENIX
CARDINALS

6



DALLAS
COWBOYS

7



NEW YORK
GIANTS

8




TAMPA BAY
BUCCANEERS

9



ATLANTA
FALCONS

10



MINNEAPOLIS
VIKINGS

LOS ANGELES
RAIDERS

GREEN BAY
PACKERS

DENVER
BRONCOS

DETROIT
LIONS

1993 BEARS VETERAN ROSTER

| No | Name | Pos | Ht | Wt | Born | Exp | College | Acq |
|----|-----------------------|-----|------|-----|----------|-----|--------------------|-------------|
| 79 | Age, Louis | T | 6-7 | 350 | 2-1-70 | 2 | SW Louisiana | D11-92 |
| 35 | Anderson, Neal | RB | 5-11 | 215 | 8-14-64 | 8 | Florida | D1-86 |
| 93 | Armstrong, Trace | DE | 6-4 | 265 | 10-5-65 | 5 | Florida | D1-89 |
| 70 | Auzenne, Troy | T | 6-7 | 290 | 6-26-69 | 2 | California | D2-92 |
| 86 | Blackwell, Kelly | TE | 6-1 | 255 | 2-13-69 | 2 | TCU | FA-92 |
| 47 | Blaylock, Anthony | CB | 5-10 | 185 | 2-21-65 | 6 | Winston-Salem | UFA-93(SD) |
| 62 | Bortz, Mark | G | 6-6 | 282 | 2-12-61 | 11 | Iowa | D8-83 |
| 6 | Butler, Kevin | K | 6-1 | 190 | 7-24-62 | 9 | Georgia | D4-85 |
| 59 | Cain, Joe | LB | 6-1 | 233 | 6-11-65 | 5 | Oregon Tech | RFA-93(Sea) |
| 20 | Carrier, Mark | S | 6-1 | 192 | 4-28-68 | 4 | USC | D1-90 |
| 44 | Christian, Bob | RB | 5-10 | 225 | 11-14-68 | 1 | Northwestern | FA-92 |
| 96 | Cooper, Reggie | LB | 6-2 | 215 | 7-11-68 | 2 | Nebraska | FA-93 |
| 54 | Cox, Ron | LB | 6-2 | 235 | 2-27-68 | 4 | Fresno State | D2-90 |
| 82 | Davis, Wendell | WR | 5-11 | 188 | 1-3-66 | 6 | LSU | D1-88 |
| 95 | Dent, Richard | DE | 6-5 | 265 | 12-13-60 | 11 | Tennessee State | D8-83 |
| 37 | Douglass, Maurice | CB | 5-11 | 202 | 2-12-64 | 7 | Kentucky | D8-86 |
| 24 | Fain, Richard | CB | 5-10 | 180 | 2-29-68 | 3 | Florida | PB-92(Phx) |
| 67 | Fontenot, Jerry | G/C | 6-3 | 287 | 11-21-66 | 5 | Texas A & M | D3-89 |
| 2 | Furrer, Will | QB | 6-3 | 209 | 2-5-68 | 2 | Virginia Tech | D4-92 |
| 17 | Gardocki, Chris | P/K | 6-1 | 196 | 2-7-70 | 3 | Clemson | D3-91 |
| 23 | Gayle, Shaun | S | 5-11 | 202 | 3-8-62 | 10 | Ohio State | D10-84 |
| 31 | Green, Mark | RB | 5-11 | 190 | 3-22-67 | 5 | Notre Dame | D5-89 |
| 4 | Harbaugh, Jim | QB | 6-3 | 215 | 12-23-63 | 7 | Michigan | D1-87 |
| 45 | Heyward, Craig | FB | 5-11 | 290 | 9-26-66 | 6 | Pittsburgh | UFA-93(NO) |
| 85 | Jennings, Keith | TE | 6-4 | 260 | 5-19-66 | 4 | Clemson | FA-91 |
| 53 | Jones, Dante | LB | 6-2 | 238 | 3-23-65 | 6 | Oklahoma | D2-88 |
| 64 | Jurkovic, Mirko | G | 6-3 | 290 | 5-19-70 | 2 | Notre Dame | D9-92 |
| 94 | Kmet, Frank | DL | 6-3 | 289 | 3-13-70 | 1 | Purdue | FA-93 |
| 88 | Kozlowski, Glen | WR | 6-1 | 210 | 12-31-62 | 8 | BYU | D11-86 |
| 58 | Leeuwenburg, Jay | G/C | 6-2 | 290 | 6-18-69 | 2 | Colorado | FA-92 |
| 33 | Lewis, Darren | RB | 5-10 | 225 | 11-7-68 | 3 | Texas A & M | D6-91 |
| 39 | Lincoln, Jeremy | CB | 5-10 | 184 | 4-7-69 | 2 | Tennessee | D3-92 |
| 26 | Mangum, John | CB | 5-10 | 178 | 3-16-67 | 4 | Alabama | D6-90 |
| 76 | McMichael, Steve | DT | 6-2 | 268 | 10-17-57 | 14 | Texas | FA-81(NE) |
| 81 | Morgan, Anthony | WR | 6-1 | 195 | 11-15-67 | 3 | Tennessee | D5-91 |
| 51 | Morrissey, Jim | LB | 6-3 | 225 | 12-24-62 | 9 | Michigan State | D11-85 |
| 18 | Obee, Terry | WR | 5-10 | 188 | 6-15-68 | 1 | Oregon | FA-93(Sea) |
| 36 | Paul, Markus | S | 6-2 | 200 | 4-1-66 | 5 | Syracuse | D4-89 |
| 91 | Paulk, Tim | LB | 6-1 | 230 | 4-3-68 | 1 | Florida | FA-93 |
| 72 | Perry, William | DT | 6-2 | 335 | 12-16-62 | 9 | Clemson | D1-85 |
| 55 | Roper, John | LB | 6-1 | 235 | 10-4-65 | 5 | Texas A & M | D2-89 |
| 99 | Ryan, Tim | DT | 6-4 | 265 | 9-8-67 | 4 | USC | D3-90 |
| 52 | Schwantz, Jim | LB | 6-2 | 232 | 1-23-70 | 1 | Purdue | FA-92 |
| 69 | Smith, Vernice | G | 6-3 | 298 | 10-24-65 | 5 | Florida A & M | RFA-93(Phx) |
| 90 | Spellman, Alonzo | DE | 6-4 | 282 | 9-27-71 | 2 | Ohio State | D1-92 |
| 32 | Stinson, Lemuel | CB | 5-9 | 180 | 5-10-66 | 6 | Texas Tech | D6-88 |
| 57 | Thayer, Tom | G | 6-4 | 284 | 8-16-61 | 9 | Notre Dame | D4-83 |
| 60 | Thomas, Stan | T | 6-5 | 295 | 10-28-68 | 3 | Texas | D1-91 |
| 78 | Van Horne, Keith | T | 6-6 | 290 | 11-6-57 | 13 | USC | D1-81 |
| 87 | Waddle, Tom | WR | 6-0 | 185 | 2-20-67 | 4 | Boston College | FA-89 |
| 71 | Williams, James | T | 6-7 | 335 | 3-29-68 | 3 | Cheyney State (PA) | FA-91 |
| 10 | Willis, Peter Tom | QB | 6-2 | 204 | 1-4-67 | 4 | Florida State | D3-90 |
| 73 | Wojciechowski, John G | G | 6-4 | 280 | 7-30-63 | 7 | Michigan State | FA-87 |
| 21 | Woolford, Donnell | CB | 5-9 | 185 | 1-6-66 | 5 | Clemson | D1-89 |
| 83 | Wright, Eric | WR | 6-0 | 203 | 8-4-69 | 2 | Stephen F. Austin | FA-91 |
| 97 | Zorich, Chris | DT | 6-1 | 284 | 3-13-69 | 3 | Notre Dame | D2-91 |

| No | Name | Pos | Ht | Wt | Born | College | Acc |
|-----|------------------|-------|------|-----|----------|-------------------|--------|
| 65 | Baker, Myron | LB | 6-1 | 221 | 1-6-71 | Louisiana Tech | D4b-93 |
| 8 | Bonnell, Scott | K | 5-10 | 167 | 10-14-69 | Indiana | FA-93 |
| 22 | Brewer, Dewell | HB | 5-8 | 203 | 4-22-70 | Oklahoma | FA-93 |
| 63o | Burger, Todd | G | 6-3 | 266 | 3-20-70 | Penn State | FA-93 |
| 80 | Conway, Curtis | WR/KR | 6-0 | 185 | 3-13-71 | USC | D1-93 |
| 68o | Ellisor, John | G | 6-4 | 270 | 9-5-69 | Texas A & M | FA-93 |
| 11 | Faunce, Troy | P | 6-2 | 195 | 1-11-64 | Kansas State | FA-93 |
| 30 | Fleeks, Carlos | HB | 6-0 | 200 | 6-24-71 | Hampton | FA-93 |
| 74d | Fontenot, Albert | DE | 6-4 | 260 | 9-17-70 | Baylor | D4c-93 |
| 84 | Gedney, Chris | TE | 6-5 | 254 | 8-9-70 | Syracuse | D3-93 |
| 27 | Goodwin, Matt | CB | 6-1 | 223 | 7-15-70 | Iowa State | FA-93 |
| 68d | Hawkins, Garland | DE | 6-3 | 232 | 2-19-70 | Syracuse | FA-93 |
| 63d | Hoffmann, Dave | MLB | 6-2 | 229 | 7-24-70 | Washington | D6-93 |
| 46 | Ivlow, John | FB | 5-11 | 226 | 1-26-70 | Colorado State | FA-93 |
| 16 | Johnson, Antonio | WR/KR | 5-8 | 195 | 4-18-69 | Syracuse | FA-93 |
| 25 | Johnson, Keshon | CB | 5-10 | 177 | 7-17-70 | Arizona | D7-93 |
| 92 | Mack, Rico | LB | 6-4 | 226 | 2-22-71 | Appalachian State | FA-93 |
| 9 | Matthews, Shane | QB | 6-3 | 192 | 6-1-70 | Florida | FA-93 |
| 64d | Miller, Maurice | LB | 6-3 | 217 | 9-5-69 | Wake Forest | FA-93 |
| 74o | Nichols, Tony | T | 6-4 | 290 | 9-11-70 | San Diego State | FA-93 |
| 75 | Perry, Todd | G | 6-5 | 291 | 11-28-70 | Kentucky | D4a-93 |
| 29 | Saul, Tracy | S | 5-10 | 179 | 9-15-70 | Texas Tech | FA-93 |
| 98 | Simpson, Carl | DT | 6-2 | 278 | 4-18-70 | Florida State | D2-93 |
| 89 | Wetnight, Ryan | TE | 6-2 | 225 | 11-5-70 | Stanford | FA-93 |
| 43 | Wilhite, Kenny | CB | 5-8 | 189 | 7-26-70 | Nebraska | FA-93 |
| 19 | Wynn, Larry | WR | 6-1 | 181 | 10-8-71 | Northern Illinois | FA-93 |
| 38 | Zomalt, Greg | FB | 6-2 | 210 | 1-16-71 | California | FA-93 |

pro NUN see ay shun

| | | | |
|----------------|-----------------------|--------------------|---------------|
| Troy Auzenne | awe ZENE | Jay Leeuwenburg | LOU in burg |
| Dewell Brewer | dew ELL | Vernice Smith | VER niss |
| Jerry Fontenot | FAHN tuh no | Lemuel Stinson | LE muel |
| Will Furrer | FUHR er | Tom Waddle | WA dull |
| Mirko Jurkovic | MUR ko — YURE ko vich | John Wojciechowski | wo ja HOW ski |
| Frank Kmet | kuh MET | | |

CAREER STATISTICS OF ACTIVE BEARS

| SCORING | Tds: | Ru-Re | Rt | PAT | FG | S | Pts |
|----------------|------|-------|----|-----|-----|---|-----|
| Butler (8) | 0 | 0 | 0 | 297 | 172 | 0 | 813 |
| Anderson (7) | 47 | 20 | 0 | 0 | 0 | 0 | 402 |
| Davis (5) | 0 | 14 | 0 | 0 | 0 | 0 | 84 |
| Heyward (5) | 13 | 1 | 0 | 0 | 0 | 0 | 84 |
| Harbaugh (6) | 11 | 0 | 0 | 0 | 0 | 0 | 66 |
| Green (4) | 6 | 1 | 0 | 0 | 0 | 0 | 42 |
| Waddle (4) | 0 | 7 | 0 | 0 | 0 | 0 | 42 |
| Lewis (2) | 4 | 0 | 0 | 0 | 0 | 0 | 24 |
| Morgan (2) | 0 | 4 | 0 | 0 | 0 | 0 | 24 |
| Perry (8) | 2 | 1 | 0 | 0 | 0 | 0 | 18 |
| Kozlowski (6) | 0 | 3 | 0 | 0 | 0 | 0 | 18 |
| Dent (10) | 0 | 0 | 2 | 0 | 0 | 0 | 12 |
| Stinson (5) | 0 | 0 | 2 | 0 | 0 | 0 | 12 |
| Jennings (3) | 0 | 1 | 0 | 0 | 0 | 0 | 6 |
| Zorich (2) | 0 | 0 | 1 | 0 | 0 | 0 | 6 |
| Gayle (9) | 0 | 0 | 1 | 0 | 0 | 0 | 6 |
| McMichael (13) | 0 | 0 | 0 | 0 | 0 | 3 | 6 |

| RUSHING | No | Yds | Avg | Lg | TD |
|---------------|-------|-------|------|----|----|
| Anderson (7) | 1,313 | 5,520 | 4.2 | 80 | 47 |
| Heyward (5) | 432 | 1,813 | 4.2 | 73 | 13 |
| Harbaugh (6) | 236 | 1,332 | 5.6 | 26 | 11 |
| Green (4) | 116 | 496 | 4.3 | 37 | 6 |
| Lewis (2) | 105 | 422 | 4.0 | 33 | 4 |
| Perry (8) | 8 | 3 | 0.4 | 2 | 2 |
| Morgan (2) | 6 | 86 | 14.3 | 35 | 0 |
| Davis (5) | 5 | 45 | 9.0 | 21 | 0 |
| Willis (3) | 3 | 8 | 2.7 | 8 | 0 |
| Kozlowski (6) | 1 | 3 | 3.0 | 3 | 0 |

| RECEIVING | No | Yds | Avg | Lg | TD |
|---------------|-----|-------|------|----|----|
| Anderson (7) | 271 | 2,603 | 9.6 | 59 | 20 |
| Davis (5) | 195 | 2,868 | 14.7 | 75 | 14 |
| Waddle (4) | 104 | 1,313 | 12.6 | 68 | 7 |
| Heyward (5) | 67 | 488 | 7.3 | 22 | 1 |
| Kozlowski (6) | 31 | 471 | 15.2 | 55 | 3 |
| Morgan (2) | 27 | 534 | 19.8 | 84 | 4 |
| Jennings (3) | 23 | 420 | 11.4 | 23 | 1 |
| Green (4) | 22 | 213 | 9.7 | 43 | 1 |
| Lewis (2) | 18 | 175 | 9.7 | 30 | 0 |
| Wright (2) | 5 | 56 | 11.2 | 24 | 0 |
| Blackwell (1) | 5 | 54 | 10.8 | 18 | 0 |
| Bortz (10) | 1 | 8 | 8.0 | 8 | 0 |
| Perry (8) | 1 | 4 | 4.0 | 4 | 1 |

| PUNT RETURNS | Ret | FC | Yds | Avg | Lg | TD |
|---------------|-----|----|-----|------|----|----|
| Green (4) | 19 | 6 | 150 | 7.9 | 24 | 0 |
| Waddle (4) | 14 | 13 | 61 | 4.4 | 13 | 0 |
| Woolford (4) | 13 | 3 | 139 | 10.7 | 32 | 0 |
| Morgan (2) | 6 | 1 | 40 | 6.7 | 13 | 0 |
| Kozlowski (6) | 5 | 0 | -2 | -0.4 | 4 | 0 |
| Davis (5) | 3 | 1 | 17 | 5.7 | 13 | 0 |

| PASSING | Att | Cmp | Yds | Cmp% | Y/Att | TD | TD% | Int | Int% | Lg | Sack-Lost | Rating |
|--------------|-------|-----|-------|------|-------|----|-----|-----|------|----|-----------|--------|
| Gardocki (2) | 3 | 1 | 43 | 33.0 | 14.33 | 0 | 0.0 | 0 | 0.0 | 43 | 0-0 | 81.9 |
| Willis (3) | 123 | 74 | 993 | 60.0 | 8.07 | 6 | 4.9 | 10 | 8.1 | 68 | 13-74 | 81.8 |
| Harbaugh (6) | 1,434 | 823 | 9,565 | 57.4 | 6.67 | 43 | 3.0 | 45 | 3.1 | 84 | 114-736 | 74.6 |
| Heyward (5) | 2 | 1 | 44 | 50.0 | 22.00 | 0 | 0.0 | 1 | 50.0 | 44 | 0-0 | 56.3 |
| Anderson (7) | 2 | 0 | 0 | 0.0 | 0.00 | 0 | 0.0 | 0 | 0.0 | 0 | 0-0 | 39.6 |
| Furrer (1) | 25 | 9 | 89 | 36.0 | 3.56 | 0 | 0.0 | 3 | 12.0 | 16 | 4-39 | 7.3 |

| KICKOFF RETURNS | No | Yds | Avg | Lg | TD |
|-----------------|----|-----|------|----|----|
| Green (4) | 33 | 644 | 19.5 | 37 | 0 |
| Lewis (2) | 25 | 524 | 21.0 | 97 | 1 |
| Morgan (2) | 12 | 204 | 17.0 | 30 | 0 |
| Kozlowski (6) | 6 | 121 | 20.2 | 31 | 0 |
| Anderson (7) | 4 | 26 | 6.5 | 13 | 0 |
| Heyward (5) | 2 | 26 | 13.0 | 14 | 0 |
| Leeuwenburg (1) | 1 | 7 | 7.0 | 7 | 0 |
| Roper (4) | 1 | 0 | 0.0 | 0 | 0 |
| Ryan (3) | 1 | -1 | -1.0 | -1 | 0 |

| INTERCEPTIONS | No | Yds | Avg | Lg | TD |
|----------------|----|-----|------|----|----|
| Stinson (5) | 16 | 237 | 14.8 | 46 | 2 |
| Woolford (4) | 15 | 106 | 7.1 | 32 | 0 |
| Gayle (9) | 12 | 126 | 10.6 | 30 | 1 |
| Carrier (3) | 12 | 93 | 7.8 | 39 | 0 |
| Morrissey (8) | 9 | 52 | 5.8 | 22 | 0 |
| Paul (4) | 7 | 100 | 14.3 | 26 | 0 |
| Dent (10) | 7 | 65 | 9.3 | 30 | 1 |
| Douglass (7) | 4 | 35 | 8.8 | 35 | 0 |
| Blaylock (5) | 4 | 45 | 9.0 | 45 | 0 |
| Cain (4) | 3 | 8 | 2.7 | 8 | 0 |
| Mangum (3) | 1 | 5 | 5.0 | 5 | 0 |
| McMichael (13) | 1 | 5 | 5.0 | 5 | 0 |

| DEFENSE | Tackles | Solo | FF | FR | PD | Sk |
|----------------|---------|------|----|----|----|------|
| McMichael (13) | 741 | 453 | 12 | 13 | 25 | 86.5 |
| Dent (10) | 576 | 328 | 33 | 13 | 47 | 112 |
| Gayle (9) | 482 | 269 | 7 | 8 | 46 | 1 |
| Perry (8) | 448 | 255 | 9 | 5 | 9 | 28.5 |
| Morrissey (8) | 430 | 209 | 1 | 3 | 27 | 1 |
| Carrier (3) | 304 | 139 | 7 | 5 | 42 | 0 |
| Woolford (4) | 297 | 195 | 2 | 1 | 78 | 3 |
| Armstrong (4) | 293 | 136 | 4 | 4 | 5 | 23 |
| Roper (4) | 273 | 153 | 2 | 0 | 17 | 16 |
| Paul (4) | 202 | 92 | 0 | 0 | 17 | 0 |
| Stinson (5) | 170 | 104 | 0 | 2 | 66 | 0 |
| Douglass (7) | 137 | 77 | 0 | 2 | 19 | 0 |
| Blaylock (5) | 125 | 99 | 3 | 1 | 8 | 5 |
| Cain (4) | 115 | 43 | 1 | 1 | 9 | 0 |
| Jones (5) | 110 | 62 | 2 | 0 | 0 | 2 |
| Mangum (3) | 91 | 66 | 2 | 1 | 9 | 1 |
| Cox (3) | 90 | 43 | 3 | 1 | 1 | 5 |
| Ryan (3) | 85 | 42 | 1 | 2 | 2 | 4.5 |
| Zorich (2) | 63 | 29 | 0 | 1 | 0 | 2 |
| Fain (2) | 56 | 33 | 1 | 0 | 10 | 0 |
| Spellman (1) | 30 | 15 | 0 | 0 | 1 | 4 |
| Williams (2) | 17 | 8 | 0 | 0 | 1 | 1 |

() Seasons in the NFL.
Does not include post-season games.

The following players have played in at least one NFL game, but have no official stats:
RB Bob Christian, LB Jim Schwantz, WR Terry Obee, LB Reggie Cooper

1992 FINAL STANDINGS

NATIONAL FOOTBALL CONFERENCE

AMERICAN FOOTBALL CONFERENCE

Eastern Division

| | W | L | T | Pct. | PF | PA |
|--------------|----|----|---|------|-----|-----|
| Dallas | 13 | 3 | 0 | .813 | 409 | 243 |
| Philadelphia | 11 | 5 | 0 | .688 | 354 | 245 |
| Washington | 9 | 7 | 0 | .563 | 300 | 255 |
| NY Giants | 6 | 10 | 0 | .375 | 306 | 367 |
| Phoenix | 4 | 12 | 0 | .250 | 243 | 332 |

Central Division

| | | | | | | |
|-----------|----|----|---|------|-----|-----|
| Minnesota | 11 | 5 | 0 | .688 | 374 | 249 |
| Green Bay | 9 | 7 | 0 | .563 | 276 | 296 |
| Tampa Bay | 5 | 11 | 0 | .313 | 267 | 365 |
| CHICAGO | 5 | 11 | 0 | .313 | 295 | 361 |
| Detroit | 5 | 11 | 0 | .313 | 273 | 332 |

Western Division

| | | | | | | |
|---------------|----|----|---|------|-----|-----|
| San Francisco | 14 | 2 | 0 | .875 | 431 | 236 |
| New Orleans | 12 | 4 | 0 | .750 | 330 | 202 |
| Atlanta | 6 | 10 | 0 | .375 | 313 | 383 |
| LA Rams | 6 | 10 | 0 | .375 | 327 | 414 |

Eastern Division

| | W | L | T | Pct. | PF | PA |
|--------------|----|----|---|------|-----|-----|
| Miami | 11 | 5 | 0 | .688 | 340 | 281 |
| Buffalo | 11 | 5 | 0 | .688 | 381 | 283 |
| Indianapolis | 9 | 7 | 0 | .563 | 216 | 302 |
| NY Jets | 4 | 12 | 0 | .250 | 220 | 315 |
| New England | 2 | 14 | 0 | .125 | 205 | 363 |

Central Division

| | | | | | | |
|------------|----|----|---|------|-----|-----|
| Pittsburgh | 11 | 5 | 0 | .688 | 299 | 225 |
| Houston | 10 | 6 | 0 | .625 | 352 | 258 |
| Cleveland | 7 | 9 | 0 | .438 | 272 | 275 |
| Cincinnati | 5 | 11 | 0 | .313 | 274 | 364 |

Western Division

| | | | | | | |
|-------------|----|----|---|------|-----|-----|
| San Diego | 11 | 5 | 0 | .688 | 335 | 241 |
| Kansas City | 10 | 6 | 0 | .625 | 348 | 282 |
| Denver | 8 | 8 | 0 | .500 | 262 | 329 |
| LA Raiders | 7 | 9 | 0 | .438 | 249 | 281 |
| Seattle | 2 | 14 | 0 | .125 | 140 | 312 |

1992 NFL POST-SEASON

(Paid attendance in parentheses)

NFC First Round

Philadelphia 36 at New Orleans 20 (68,591)
Washington 24 at Minnesota 7 (57,353)

NFC Second Round

Philadelphia 10 at Dallas 34 (63,721)
Washington 13 at San Francisco 20 (64,991)

NFC Championship Game

Dallas 30 at San Francisco 20 (65,019)

AFC First Round

Kansas City 0 at San Diego 17 (58,278)
Houston 38 at Buffalo 41 (OT) (75,141)

AFC Second Round

San Diego 0 at Miami 31 (71,224)
Buffalo 24 at Pittsburgh 3 (60,407)

AFC Championship Game

Buffalo 29 at Miami 10 (72,703)

SUPER BOWL XXVII at the Rose Bowl, Pasadena, California

Dallas (NFC) 52, Buffalo (AFC) 17 (98,374)

AFC-NFC PRO BOWL at Honolulu, Hawaii

AFC 23, NFC 20 (OT) at Honolulu, HI (50,007)

- Miami finished ahead of Buffalo based on a better conference record (9-3 to 7-5).
- Tampa Bay finished ahead of Chicago and Detroit based on a better conference record (TB: 5-9, Chi: 4-8; Det: 3-9).
- Atlanta finished ahead of the Rams based on a better record vs. common opponents (5-7 to 4-8).

1992 FINAL STATISTICS

WON 5, LOST 11 (*Overtime)

| | | | | |
|-----------|----|-------|----------------|--------|
| Sept. 6 | W | 27-24 | Detroit | 63,672 |
| Sept. 13 | L | 6-28 | at New Orleans | 68,591 |
| Sept. 21 | L | 14-27 | NY Giants | 63,444 |
| Sept. 27 | W | 41-31 | Atlanta | 63,528 |
| Oct. 4 | L | 20-21 | at Minnesota | 60,992 |
| Oct. 18 | W | 31-14 | Tampa Bay | 61,412 |
| Oct. 25 | W | 30-10 | at Green Bay | 59,435 |
| Nov. 2 | L | 10-38 | Minnesota | 61,257 |
| Nov. 8 | L* | 28-31 | Cincinnati | 56,120 |
| Nov. 15 | L | 17-20 | at Tampa Bay | 69,102 |
| Nov. r 22 | L | 3-17 | Green Bay | 56,170 |
| Nov. 29 | L | 14-27 | at Cleveland | 73,578 |
| Dec. 7 | L | 7-24 | at Houston | 62,193 |
| Dec. 13 | W | 30-6 | Pittsburgh | 52,904 |
| Dec. 20 | L | 3-16 | at Detroit | 72,777 |
| Dec. 27 | L | 14-27 | at Dallas | 63,101 |

| | Bears | Opp |
|--------------------|---------|---------|
| TOTAL FIRST DOWNS | 282 | 274 |
| Rushing | 101 | 109 |
| Passing | 157 | 144 |
| Penalty | 24 | 21 |
| 3rd Down: Made/Att | 72/198 | 69/194 |
| 3rd Down Pct. | 36.4 | 35.6 |
| 4th Down: Made/Att | 5/16 | 9/20 |
| 4th Down Pct. | 31.3 | 45.0 |
| POSSESSION AVG. | 29:15 | 30:45 |
| TOTAL NET YARDS | 4941 | 4952 |
| Avg. Per Game | 308.8 | 309.5 |
| Total Plays | 951 | 953 |
| Avg. Per Play | 5.2 | 5.2 |
| NET YARDS RUSHING | 1871 | 1948 |
| Avg. Per Game | 116.9 | 121.8 |
| Total Rushes | 427 | 468 |
| NET YARDS PASSING | 3070 | 3004 |
| Avg. Per Game | 191.9 | 187.8 |
| Tackled/Yards Lost | 45/264 | 43/286 |
| Gross Yards | 3334 | 3290 |
| Att./Completions | 479/266 | 442/261 |
| Completion Pct. | 55.5 | 59.0 |
| Had Intercepted | 24 | 14 |
| PUNTS/AVERAGE | 79/42.9 | 70/40.6 |
| NET PUNTING AVG. | 79/36.2 | 70/35.2 |
| PENALTIES/YARDS | 93/776 | 90/780 |
| FUMBLES/BALL LOST | 23/10 | 34/16 |
| TOUCHDOWNS | 34 | 43 |
| Rushing | 15 | 14 |
| Passing | 17 | 20 |
| Returns | 2 | 9 |

| SCORE BY PERIOD | 1 | 2 | 3 | 4 | OT | Tot |
|-----------------|----|----|----|-----|----|-----|
| BEARS | 57 | 98 | 51 | 89 | 0 | 295 |
| OPPONENTS | 58 | 83 | 93 | 124 | 3 | 361 |

| SCORING | TDs: Ru-Pa-Rt | PAT | FG | S | Pts |
|-----------|---------------|-------|-------|---|-----|
| Butler | 0 0 0 | 34/34 | 19/26 | 0 | 91 |
| Anderson | 5 6 0 | 0/0 | 0/0 | 0 | 66 |
| Lewis | 4 0 1 | 0/0 | 0/0 | 0 | 30 |
| Muster | 3 2 0 | 0/0 | 0/0 | 0 | 30 |
| Waddle | 0 4 0 | 0/0 | 0/0 | 0 | 24 |
| Davis | 0 2 0 | 0/0 | 0/0 | 0 | 12 |
| Green | 2 0 0 | 0/0 | 0/0 | 0 | 12 |
| Morgan | 0 2 0 | 0/0 | 0/0 | 0 | 12 |
| Harbaugh | 1 0 0 | 0/0 | 0/0 | 0 | 6 |
| Jennings | 0 1 0 | 0/0 | 0/0 | 0 | 6 |
| Zorich | 0 0 1 | 0/0 | 0/0 | 0 | 6 |
| BEARS | 15 17 2 | 34/34 | 19/26 | 0 | 295 |
| OPPONENTS | 14 20 9 | 43/43 | 20/25 | 0 | 361 |

SACKS: McMichael 10.5, Dent 8.5, Armstrong 6.5, Spellman 4.0, Ryan 3.0, Roper 2.5, Perry 2.0, Zorich 2.0, Cox 1.0, Morrissey 1.0, Rivera 1.0, Singletary 1.0, BEARS 43.0, OPPONENTS 45.0

| RUSHING | No | Yds | Avg | Lg | TD |
|-----------|-----|------|------|-----|----|
| Anderson | 156 | 582 | 3.7 | 149 | 5 |
| Muster | 98 | 414 | 4.2 | 35 | 3 |
| Lewis | 90 | 382 | 4.2 | 33 | 4 |
| Harbaugh | 47 | 272 | 5.8 | 17 | 1 |
| Green | 23 | 107 | 4.7 | 18 | 2 |
| Morgan | 3 | 68 | 22.7 | 35 | 0 |
| Davis | 4 | 42 | 10.5 | 21 | 0 |
| Gentry | 5 | 2 | 0.4 | 3 | 0 |
| Willis | 1 | 2 | 2.0 | 2 | 0 |
| BEARS | 427 | 1871 | 4.4 | 149 | 15 |
| OPPONENTS | 468 | 1948 | 4.2 | 44 | 14 |

| RECEIVING | No | Yds | Avg | Lg | TD |
|-----------|-----|------|------|-----|----|
| Davis | 54 | 734 | 13.6 | 40 | 2 |
| Waddle | 46 | 674 | 14.7 | 168 | 4 |
| Anderson | 42 | 399 | 9.5 | 130 | 6 |
| Muster | 34 | 389 | 11.4 | 144 | 2 |
| Jennings | 23 | 264 | 11.5 | 23 | 1 |
| Lewis | 18 | 175 | 9.7 | 30 | 0 |
| Morgan | 14 | 323 | 23.1 | 183 | 2 |
| Gentry | 12 | 114 | 9.5 | 18 | 0 |
| Green | 7 | 85 | 12.1 | 43 | 0 |
| Wright | 5 | 56 | 11.2 | 24 | 0 |
| Blackwell | 5 | 54 | 10.8 | 18 | 0 |
| Morris | 4 | 44 | 11.0 | 26 | 0 |
| Wagner | 1 | 16 | 16.0 | 16 | 0 |
| Kozlowski | 1 | 7 | 7.0 | 7 | 0 |
| BEARS | 266 | 3334 | 12.5 | 183 | 17 |
| OPPONENTS | 261 | 3290 | 12.6 | 172 | 20 |

| INTERCEPTIONS | No | Yds | Avg | Lg | TD |
|---------------|----|-----|------|-----|----|
| Woolford | 7 | 67 | 9.6 | 32 | 0 |
| Stinson | 2 | 43 | 23.0 | 46 | 0 |
| Gayle | 2 | 39 | 19.5 | 30 | 0 |
| Morrissey | 1 | 22 | 22.0 | 22 | 0 |
| Paul | 1 | 10 | 10.0 | 10 | 0 |
| Singletary | 1 | 4 | 4.0 | 4 | 0 |
| BEARS | 14 | 188 | 13.4 | 46 | 0 |
| OPPONENTS | 24 | 612 | 25.5 | 192 | 6 |

| PUNTING | No | Yds | Avg | Net | TBIn20 | Lg | B |
|----------|----|------|------|------|--------|----|------|
| Gardocki | 79 | 3393 | 42.9 | 36.2 | 9 | 19 | 61 0 |
| BEARS | 79 | 3393 | 42.9 | 36.2 | 9 | 19 | 61 0 |
| OPPS | 70 | 2840 | 40.6 | 35.2 | 10 | 18 | 61 1 |

| PUNT RETURNS | Ret | FC | Yds | Avg | Lg | TD |
|--------------|-----|----|-----|------|-----|----|
| Woolford | 12 | 3 | 127 | 10.6 | 36 | 0 |
| Waddle | 8 | 10 | 28 | 3.5 | 13 | 0 |
| Morgan | 3 | 1 | 21 | 7.0 | 13 | 0 |
| BEARS | 23 | 14 | 176 | 7.7 | 36 | 0 |
| OPPONENTS | 38 | 15 | 351 | 9.2 | 175 | 1 |

| PASSING | Att | Cmp | Yds | Cmp% | Yd/Att | TD | TD% | Int | Int% | Lg | Sack/Lost | Rating |
|----------|-----|-----|------|------|--------|----|-----|-----|-------|-----|-----------|--------|
| Harbaugh | 358 | 202 | 2486 | 56.4 | 6.94 | 13 | 3.6 | 12 | 3.4 | 183 | 31/167 | 76.2 |
| Willis | 92 | 54 | 716 | 58.7 | 7.78 | 4 | 4.3 | 8 | 8.7 | 168 | 10/ 58 | 61.7 |
| Furrer | 25 | 9 | 89 | 36.0 | 3.56 | 0 | 0.0 | 3 | 12.0 | 16 | 4/ 39 | 7.3 |
| Gardocki | 3 | 1 | 43 | 33.3 | 14.33 | 0 | 0.0 | 0 | 0.0 | 43 | 0/ 0 | 0.0 |
| Muster | 1 | 0 | 0 | 0.0 | 0.00 | 0 | 0.0 | 1 | 100.0 | 0 | 0/ 0 | 0.0 |
| BEARS | 479 | 266 | 3334 | 55.5 | 6.96 | 17 | 3.5 | 24 | 5.0 | 183 | 45/264 | 68.3 |

| DEFENSE | Tackles | Solo | Assist | FF | FR | PD | Sacks | Int-Yds |
|------------|---------|------|--------|----|----|----|-------|---------|
| Singletary | 135 | 65 | 70 | 2 | 0 | 4 | 1.0 | 1-4 |
| Morrissey | 115 | 56 | 59 | 0 | 0 | 4 | 1.0 | 1-22 |
| Gayle | 100 | 48 | 52 | 0 | 3 | 6 | 0 | 2-39 |
| Woolford | 94 | 69 | 25 | 2 | 0 | 27 | 0 | 7-67 |
| Roper | 94 | 54 | 40 | 0 | 0 | 2 | 2.5 | 0 |
| McMichael | 89 | 49 | 40 | 4 | 2 | 2 | 10.5 | 0 |
| Carrier | 89 | 43 | 46 | 1 | 2 | 10 | 0 | 0 |
| Dent | 82 | 46 | 36 | 6 | 1 | 3 | 8.5 | 0 |
| Armstrong | 75 | 40 | 35 | 1 | 1 | 0 | 6.5 | 0 |
| Cox | 56 | 23 | 33 | 1 | 1 | 0 | 1.0 | 0 |
| Paul | 55 | 26 | 29 | 0 | 0 | 4 | 0 | 1-10 |
| Zorich | 53 | 26 | 27 | 0 | 1 | 0 | 2.0 | 0 |
| Tate | 49 | 22 | 27 | 2 | 1 | 6 | 0 | 0 |
| Fain | 48 | 31 | 17 | 1 | 0 | 10 | 0 | 0 |
| Perry | 48 | 29 | 19 | 2 | 1 | 0 | 2.0 | 0 |
| Ryan | 45 | 25 | 20 | 0 | 0 | 1 | 3.0 | 0 |
| Stinson | 38 | 25 | 13 | 0 | 0 | 12 | 0 | 2-46 |
| Spellman | 30 | 15 | 15 | 0 | 0 | 1 | 4.0 | 0 |
| Jones | 29 | 16 | 13 | 0 | 0 | 0 | 0 | 0 |
| Rivera | 22 | 9 | 13 | 0 | 0 | 1 | 1.0 | 0 |
| Mangum | 10 | 8 | 2 | 0 | 0 | 1 | 0 | 0 |
| Douglass | 3 | 3 | 0 | 0 | 0 | 0 | 0 | 0 |
| Williams | 1 | 1 | 0 | 0 | 0 | 0 | 0 | 0 |

Compiled from coaches watching game films.

KEY: FF - Forced Fumbles; FR - Fumbles Recovered; PD - Passes Defended

See page 53 for special teams tackles

GAME 1
BEARS 27, DETROIT 24
 Soldier Field (63,672)
 Sunday, September 6, 1992

| | | | | | |
|---------|---|----|---|----|------|
| DETROIT | 0 | 10 | 0 | 14 | — 24 |
| CHICAGO | 7 | 3 | 0 | 17 | — 27 |

BEARS — Anderson 11-yard pass from Harbaugh (Butler kick) (11-68, 7:44). **BEARS** — Butler 34-yard field goal (4-4, 1:27). **LIONS** — Perriman 40-yard pass from Peete (Hanson kick) (2-47, 1:02). **LIONS** — Hanson 38-yard field goal (8-59, 1:28). **LIONS** — Sanders 43-yard run (Hanson kick) (7-76, 4:14). **BEARS** — Butler 38-yard field goal (6-54, 2:56). **BEARS** — Anderson 18-yard run (Butler kick) (3-35, 1:32). **LIONS** — Green 27-yard pass from Peete (Hanson kick) (4-80, 1:43). **BEARS** — Waddle 6-yard pass from Harbaugh (Butler kick) (9-74, 1:11).

| | Lions | Bears |
|----------------------------|-----------|-----------|
| First downs..... | 17 | 21 |
| Total net yards..... | 353 | 367 |
| Rushes-yards..... | 23-121 | 29-140 |
| Att-comp-net..... | 26-18-232 | 30-19-227 |
| Times thrown-yds lost..... | 6-41 | 0-0 |
| Int-TDs..... | 1-2 | 0-2 |
| Punts-avg..... | 5-42.6 | 4-43.3 |
| Penalties-yards..... | 8-44 | 7-55 |
| Fumbles-lost..... | 1-0 | 2-0 |
| Time of possession..... | 29:09 | 30:51 |

RUSHING

BEARS — Anderson 13-52, Harbaugh 4-28, Lewis 4-23, Green 3-21, Muster 5-16.
LIONS — Sanders 19-109, Peete 4-12.

RECEIVING

BEARS — Davis 4-66, Jennings 3-43, Anderson 3-32, Muster 3-31, Lewis 1-24, Morris 2-13, Waddle 2-9, Green 1-9.
LIONS — Green 5-114, Moore 6-82, Perriman 7-77.

PASSING

BEARS — Harbaugh 30-19-227, 2 TDs.
LIONS — Peete 26-18-273, 2 TDs, 1 int.

INTERCEPTIONS

BEARS — Stinson 1-46.
LIONS — None.

SACKS

BEARS — McMichael 2-10, Spellman 1-14, Morrissey 1-10, Armstrong 1-6, Roper 1-1.
LIONS — None.

GAME 2
NEW ORLEANS 28, BEARS 6
 Superdome (68,591)
 Sunday, September 13, 1992

| | | | | | |
|-------------|---|---|---|----|------|
| CHICAGO | 0 | 6 | 0 | 0 | — 6 |
| NEW ORLEANS | 0 | 0 | 7 | 21 | — 28 |

BEARS — Butler 39-yard field goal (8-44, 4:45). **BEARS** — Butler 30-yard field goal (10-55, 1:13). **SAINTS** — Martin 52-yard pass from Hebert (Andersen kick) (3-73, 1:31). **SAINTS** — Carroll 72-yard pass from Hebert (Andersen kick), (3-92, 1:03). **SAINTS** — Goff 19-yard fumble return (Andersen kick). **SAINTS** — Jones 71-yard interception return (Andersen kick).

| | Saints | Bears |
|----------------------------|-----------|-----------|
| First downs..... | 15 | 19 |
| Total net yards..... | 345 | 381 |
| Rushes-yards..... | 24-94 | 27-141 |
| Att-comp-net..... | 25-13-251 | 45-25-240 |
| Times thrown-yds lost..... | 2-13 | 2-20 |
| Int-TDs..... | 0-2 | 2-0 |
| Punts-avg..... | 5-43.8 | 6-42.5 |
| Penalties-yards..... | 6-49 | 7-56 |
| Fumbles-lost..... | 2-2 | 1-1 |
| Time of possession..... | 28:16 | 31:44 |

RUSHING

BEARS — Muster 7-37, Harbaugh 4-37, Anderson 10-36, Lewis 3-22, Green 3-9.
SAINTS — Dunbar 13-47, Hilliard 7-39, Heyward 3-9, Hebert 1(-1).

RECEIVING

BEARS — Davis 6-66, Waddle 5-53, Muster 2-36, Morris 2-31, Gentry 2-22, Wright 1-16, Anderson 3-13, Jennings 2-9, Lewis 1-8, Green 1-6.
SAINTS — Carroll 1-72, Martin 2-58, Early 1-44, Brenner 2-38, Hilliard 3-29, Newman 2-13, Turner 1-11, Heyward 1(-1).

PASSING

BEARS — Harbaugh 45-25-260 2 int.
SAINTS — Hebert 25-13-264, 2 TDs.

INTERCEPTIONS

BEARS — None.
SAINTS — Jones 1-71, Cook 1-4.

SACKS

BEARS — Armstrong 1-9, Ryan 1-4.
SAINTS — Jackson 1-13, Swilling 1-7.

GAME 3
NY GIANTS 27, BEARS 14
 Soldier Field (63,444)
 Monday, September 21, 1992

| | | | | |
|-----------|---|---|----|------|
| NY GIANTS | 7 | 7 | 10 | 3—27 |
| CHICAGO | 7 | 7 | 0 | 0—14 |

BEARS — Anderson 8-yard pass from Harbaugh (Butler kick) (9-74, 4:51). **GIANTS** — Cross 15-yard pass from Simms (Bahr kick) (7-78, 3:56). **BEARS** — Muster 44-yard pass from Harbaugh (Butler kick) (7-90, 4:16). **GIANTS** — Hampton 1-yard run (Bahr kick) (7-47, 4:34). **GIANTS** — Baker 13-yard pass from Simms (Bahr kick) (11-80, 5:25). **GIANTS** — Bahr 31-yard field goal (13-74, 6:52). **GIANTS** — Bahr 32-yard field goal (8-21, 4:24).

| | Giants | Bears |
|----------------------------|-----------|-----------|
| First downs..... | 26 | 16 |
| Total net yards..... | 386 | 274 |
| Rushes-yards..... | 43-174 | 17-99 |
| Att-comp-net..... | 29-19-212 | 30-17-175 |
| Times thrown-yds lost..... | 1-8 | 1-8 |
| Int-TDs..... | 0-2 | 2-2 |
| Punts-avg..... | 3-38.7 | 4-42.3 |
| Penalties-yards..... | 8-80 | 6-59 |
| Fumbles-lost..... | 2-1 | 4-0 |
| Time of possession..... | 38:14 | 21:46 |

RUSHING

BEARS — Anderson 11-56, Muster 4-20, Davis 1-13, Harbaugh 1-10.

GIANTS — Hampton 22-94, Bunch 11-39, Meggett 2-16, Simms 5-14, Tillman 3-11.

RECEIVING

BEARS — Muster 3-61, Davis 4-35, Jennings 3-34, Anderson 4-24, Gentry 2-24, Wright 1-5.

GIANTS — Baker 7-109, McCaffery 4-40, Cross 3-35, Calloway 2-22, Meggett 1-9, Hampton 1-3, Bunch 1-2.

PASSING

BEARS — Harbaugh 28-17-183, 2 TDs, 1 int.; Gardocki 1-0-0; Muster 1-0-0, 1 int.

GIANTS — Simms 29-19-220, 2 TDs.

INTERCEPTIONS

BEARS — None.

GIANTS — Jackson 1-0, Walls 1-0.

SACKS

BEARS — Dent 1-8.

GIANTS — Banks .5-4, Fox .5-4

GAME 4
BEARS 41, ATLANTA 31
 Soldier Field (63,528)
 Sunday, September 27, 1992

| | | | | |
|---------|----|----|----|-------|
| ATLANTA | 7 | 0 | 14 | 10—31 |
| CHICAGO | 17 | 14 | 7 | 3—41 |

BEARS — Anderson 49-yard run (Butler kick) (2-66, 0:54). **BEARS** — Butler 20-yard field goal (8-33, 4:37). **BEARS** — Waddle 41-yard pass from Harbaugh (Butler kick) (3-47, 1:33). **FALCONS** — Rison 71-yard pass from Miller (Johnson kick) (1-71, 0:19). **BEARS** — Anderson 14-yard run (Butler kick) (7-80, 4:47). **BEARS** — Davis 11-yard pass from Harbaugh (Butler kick) (9-70, 4:39). **FALCONS** — Rison 6-yard pass from Miller (Johnson kick) (10-60, 4:49). **FALCONS** — Jones 23-yard pass from Miller (Johnson kick) (5-77, 2:02). **BEARS** — Muster 14-yard run (Butler kick) (7-80, 4:27). **FALCONS** — Johnson 46-yard field goal (8-39, 4:21). **BEARS** — Butler 21-yard field goal (9-77, 4:29). **FALCONS** — Rison 10-yard pass from Miller (Johnson kick) (4-91, 1:10).

| | Falcons | Bears |
|----------------------------|-----------|-----------|
| First downs..... | 19 | 23 |
| Total net yards..... | 348 | 489 |
| Rushes-yards..... | 10-24 | 36-217 |
| Att-comp-net..... | 48-30-324 | 24-18-272 |
| Times thrown-yds lost..... | 3-27 | 2-8 |
| Int-TDs..... | 1-4 | 0-2 |
| Punts-avg..... | 4-44.8 | 6-42.5 |
| Penalties-yards..... | 3-34 | 7-91 |
| Fumbles-lost..... | 1-0 | 0-0 |
| Time of possession..... | 25:21 | 34:39 |

RUSHING

BEARS — Muster 10-96, Anderson 15-74, Harbaugh 5-21, Davis 1-21, Green 2-3, Lewis 3-2.

FALCONS — Broussard 5-21, Miller 1-4, Pegram 1-1, Fulhage 1-0, Smith 2(-)-2.

RECEIVING

BEARS — Anderson 6-80, Waddle 3-62, Muster 3-51, Jennings 2-25, Wright 1-24, Blackwell 1-18, Davis 1-11, Lewis 1-9.

FALCONS — Rison 10-177, Hill 8-83, Pritchard 8-52, Jones 3-41, Hinton 1(-)-2.

PASSING

BEARS — Harbaugh 24-18-180, 2 TDs.

FALCONS — Miller 48-30-351, 1 int.

INTERCEPTIONS

BEARS — Paul 1-10.

FALCONS — None.

SACKS

BEARS — Ryan 1-14, McMichael 1-8, Armstrong 1-5.

FALCONS — Solomon 1-5, Tuggle 1-3.

GAME 5
MINNESOTA 21, BEARS 20
 Metrodome (60,992)
 Sunday, October 4, 1992

GAME 6
BEARS 31, TAMPA BAY 14
 Soldier Field (61,412)
 Sunday, October 18, 1992

| | | | | | |
|-----------|---|----|---|----|------|
| CHICAGO | 3 | 10 | 7 | 0 | — 20 |
| MINNESOTA | 0 | 0 | 0 | 21 | — 21 |

| | | | | | |
|-----------|---|---|---|----|------|
| TAMPA BAY | 0 | 7 | 0 | 7 | — 14 |
| CHICAGO | 7 | 7 | 7 | 10 | — 31 |

BEARS — Butler 50-yard field goal (7-31, 4:19). **BEARS** — Butler 37-yard field goal (9-28, 4:11). **BEARS** — Waddle 28-yard pass from Harbaugh (Butler kick) (8-61, 1:35). **BEARS** — Harbaugh 6-yard run (Butler kick), (16-91, 10:27). **VIKINGS** — Scott 35-yard interception return (Revez kick). **VIKINGS** — Carter 16-yard pass from Gannon (Revez kick) (5-67, 2:36). **VIKINGS** — Craig 1-yard run (Revez kick) (10-78, 4:54).

BEARS — Muster 1-yard run (Butler kick) (14-85, 9:29). **BEARS** — Muster 1-yard pass from Harbaugh (Butler kick) (11-74, 6:41). **BUCCANEERS** — Hawkins 12-yard pass from Testaverde (Willis kick) (9-69, 5:14). **BEARS** — Morgan 83-yard pass from Harbaugh (Butler kick) (3-80, 1:43). **BUCCANEERS** — Cobb 1-yard run (Willis kick) (3-8, 0:43). **BEARS** — Butler 26-yard field goal (6-14, 1:58). **BEARS** — Lewis 7-yard run (Butler kick) (2-9, 0:24).

| | Vikings | Bears |
|----------------------------|-----------|-----------|
| First downs..... | 18 | 19 |
| Total net yards..... | 332 | 275 |
| Rushes-yards..... | 27-127 | 28-86 |
| Att-comp-net..... | 26-21-205 | 34-20-189 |
| Times thrown-yds lost..... | 0-0 | 1-12 |
| Int-TDs..... | 2-1 | 2-1 |
| Punts-avg..... | 2-35.0 | 4-44.8 |
| Penalties-yards..... | 6-50 | 4-27 |
| Fumbles-lost..... | 3-2 | 1-0 |
| Time of possession..... | 26:51 | 33:09 |

| | Buccaneers | Bears |
|----------------------------|------------|-----------|
| First downs..... | 18 | 18 |
| Total net yards..... | 298 | 391 |
| Rushes-yards..... | 30-126 | 35-93 |
| Att-comp-net..... | 35-18-172 | 26-13-298 |
| Times thrown-yds lost..... | 3-16 | 2-6 |
| Int-TDs..... | 2-1 | 1-2 |
| Punts-avg..... | 3-45.0 | 4-45.5 |
| Penalties-yards..... | 6-55 | 3-21 |
| Fumbles-lost..... | 2-1 | 1-0 |
| Time of possession..... | 26:56 | 33:04 |

RUSHING

BEARS — Anderson 16-46, Harbaugh 3-24, Muster 8-16, Lewis 1-0.

VIKINGS — Allen 11-72, Gannon 7-26, Craig 7-17, A. Carter 2-12.

RECEIVING

BEARS — Waddle 5-64, Anderson 6-48, Davis 3-46, Muster 2-18, Blackwell 2-12, Jennings 1-9, Gentry 1-4.

VIKINGS — Allen 5-69, C. Carter 8-67, Craig 3-40, A. Carter 2-15, Jones 2-10, Whitaker 1-4.

PASSING

BEARS — Harbaugh 34-20-201, 1 TD, 2 int.

VIKINGS — Gannon 25-20-187, 1 TD, 2 int.; Jones 1-1-18.

INTERCEPTIONS

BEARS — Woolford 1-16, Stinson 1-0.

VIKINGS — Scott 1-35, McMillan 1-25.

SACKS

BEARS — None.

VIKINGS — Doleman 1-12.

RUSHING

BEARS — N. Anderson 15-42, Muster 10-20, Harbaugh 3-17, Lewis 2-9, Gentry 3-4, Green 1-4, Davis 1-(-3).

BUCCANEERS — Cobb 24-109, G. Anderson 5-10, Stryzinski 1-7.

RECEIVING

BEARS — Waddle 3-114, Morgan 2-90, Muster 3-52, Davis 1-14, Blackwell 1-12, K. Jennings 1-9, Gentry 1-9, N. Anderson 1-4.

BUCCANEERS — Hawkins 5-102, Dawsey 5-41, Drewrey 1-13, Cobb 2-11, Hall 1-11, G. Anderson 1-7, S. Jennings 2-2, Carrier 1-1.

PASSING

BEARS — Harbaugh 26-13-304, 2 TDs, 1 int. **BUCCANEERS** — Testaverde 32-16-171, 1 TD, 2 in.; Erickson 3-2-17.

INTERCEPTIONS

BEARS — Morrissey 1-22, Gayle 1-9.

BUCCANEERS — Pollard 1-75.

SACKS

BEARS — Spellman 1-3, Armstrong 1-3, Roper .5-5, Dent .5-5.

BUCCANEERS — Dotson 1-3, Seals 1-3.

GAME 7

BEARS 30, GREEN BAY 10

Lambeau Field (59,435)
Sunday, October 25, 1992

| | | | | |
|-----------|---|----|---|------|
| CHICAGO | 3 | 17 | 3 | 7-30 |
| GREEN BAY | 0 | 10 | 0 | 0-10 |

BEARS — Butler 18-yard field goal (7-20, 3:40). **PACKERS** — Jacke 51-yard field goal (14-62, 7:50). **BEARS** — Muster 1-yard run (Butler kick) (10-75, 5:25). **BEARS** — Jennings 4-yard pass from Harbaugh (Butler kick) (6-58, 3:08). **PACKERS** — Sharpe 10-yard pass from Favre (Jacke kick) (2-55, 0:30). **BEARS** — Butler 30-yard field goal (7-62, 1:21). **BEARS** — Butler 21-yard field goal (10-76, 4:36). **BEARS** — Lewis 30-yard run (Butler kick) (11-74, 6:09).

| | Packers | Bears |
|----------------------------|-----------|-----------|
| First downs..... | 14 | 26 |
| Total net yards..... | 248 | 356 |
| Rushes-yards..... | 16-60 | 39-130 |
| Att-comp-net..... | 37-20-188 | 24-17-226 |
| Times thrown-yds lost..... | 4-26 | 2-11 |
| Int-TDs..... | 1-1 | 0-1 |
| Punts-avg..... | 4-30.8 | 5-38.2 |
| Penalties-yards..... | 9-63 | 6-63 |
| Fumbles-lost..... | 2-1 | 1-0 |
| Time of possession..... | 26:54 | 33:06 |

RUSHING

BEARS — Anderson 11-33, Lewis 5-31, Harbaugh 8-24, Muster 11-23, Davis 1-11, Green 3-8.
PACKERS — Workman 11-40, Favre 4-17, Sharpe 1-3.

RECEIVING

BEARS — Waddle 6-65, Davis 3-60, Green 1-43, Jennings 2-23, Muster 2-18, Anderson 2-15, Lewis 1-13.
PACKERS — Sharpe 9-144, Brooks 3-31, Sydney 5-30, Harris 2-6, Thompson 1-3.

PASSING

BEARS — Harbaugh 23-16-194, 1 TD; Gardocki 1-1-43.
PACKERS — Favre 37-20-214, 1 TD, 1 int.

INTERCEPTIONS

BEARS — Woolford 1-0.
PACKERS — None.

SACKS

BEARS — McMichael 2-14, Dent 1-7, Rivera 1-5.
PACKERS — Bennett 1-7, Archambeau 1-4.

GAME 8

MINNESOTA 38, BEARS 10

Soldier Field (61,257)
Monday, November 2, 1992

| | | | | |
|-----------|---|---|----|-------|
| MINNESOTA | 7 | 7 | 10 | 14-38 |
| CHICAGO | 0 | 3 | 0 | 7-10 |

VIKINGS — Craig 1-yard run (Revez kick) (13-77, 7:56). **VIKINGS** — Allen 1-yard run (Revez kick) (9-32, 4:49). **BEARS** — Butler 28-yard field goal (11-69, 2:37). **VIKINGS** — Del Rio 84-yard interception return (Revez kick). **VIKINGS** — Revez 28-yard field goal (11-58, 4:21). **VIKINGS** — Jordan 60-yard pass from Gannon (Revez kick) (1-60, 0:11). **VIKINGS** — Jenkins 19-yard interception return (Revez kick). **BEARS** — Davis 14-yard pass from Willis (Butler kick) (9-72, 4:10).

| | Vikings | Bears |
|----------------------------|----------|-----------|
| First downs..... | 18 | 16 |
| Total net yards..... | 312 | 293 |
| Rushes-yards..... | 40-164 | 22-128 |
| Att-comp-net..... | 16-8-148 | 32-20-165 |
| Times thrown-yds lost..... | 2-17 | 4-24 |
| Int-TDs..... | 0-1 | 3-1 |
| Punts-avg..... | 4-40.8 | 6-42.0 |
| Penalties-yards..... | 3-24 | 7-60 |
| Fumbles-lost..... | 2-1 | 1-0 |
| Time of possession..... | 30:21 | 29:39 |

RUSHING

BEARS — Green 2-32, Muster 5-27, Lewis 3-24, Anderson 8-23, Harbaugh 4-22.
VIKINGS — Allen 20-74, Henderson 7-33, Gannon 5-31, Craig 8-26.

RECEIVING

BEARS — Davis 8-81, Lewis 4-31, Anderson 1-20, Waddle 2-17, Muster 2-13, Jennings 1-10, Gentry 1-9, Green 1-8.
VIKINGS — Jordan 1-60, C. Carter 3-49, Johnson 1-37, A. Carter 2-15, Allen 1-4.

PASSING

BEARS — Harbaugh 24-16-149, 2 int; Willis 8-4-40, 1 TD, 1 int.
VIKINGS — Gannon 15-7-157, 1 TD; Salisbury 1-1-8.

INTERCEPTIONS

BEARS — None.
VIKINGS — Del Rio 2-92, Jenkins 1-19.

SACKS

BEARS — Perry 1-9, Dent 1-8.
VIKINGS — Randle 3-16, Doleman 5-4, Noga 5-4.

GAME 9

CINCINNATI 31, BEARS 28 (OT)

Soldier Field (56,120)

Sunday, November 8, 1992

| | | | | | | | |
|------------|---|----|----|---|---|---|----|
| CINCINNATI | 7 | 0 | 14 | 7 | 3 | — | 31 |
| CHICAGO | 7 | 14 | 7 | 0 | 0 | — | 28 |

BENGALS — Fenner 2-yard run (Breech kick) (8-59, 4:21). **BEARS** — Lewis 15-yard run (Butler kick) (10-72, 6:44). **BEARS** — Morgan 46-yard pass from Harbaugh (Butler kick) (3-43, 1:25). **BEARS** — Green 1-yard run (Butler kick) (10-26, 6:52). **BENGALS** — Ball 35-yard pass from Esiason (Breech kick) (4-60, 1:47). **BEARS** — Lewis 97-yard kickoff return (Butler kick). **BENGALS** — Thompson 1-yard pass from Esiason (Breech kick) (6-22, 3:24). **BENGALS** — Pickens 23-yard pass from Esiason (Breech kick) (11-35, 5:15). **BENGALS** — Breech 36-yard field goal (10-65, 5:58).

| | Bengals | Bears |
|----------------------------|-----------|-----------|
| First downs..... | 17 | 15 |
| Total net yards..... | 287 | 301 |
| Rushes-yards..... | 37-147 | 35-152 |
| Att-comp-net..... | 29-16-140 | 28-11-149 |
| Times thrown-yds lost..... | 3-32 | 4-19 |
| Int-TDs..... | 1-3 | 2-1 |
| Punts-avg..... | 7-37.3 | 3-40.3 |
| Penalties-yards..... | 4-40 | 5-40 |
| Fumbles-lost..... | 3-0 | 2-0 |
| Time of possession..... | 34:56 | 33:43 |

RUSHING

BEARS — Lewis 10-72, Harbaugh 6-40, Anderson 12-35, Muster 5-4, Green 2-1.

BENGALS — Green 25-117, Esiason 4-14, Fenner 5-11, Ball 2-4, Query 1-1.

RECEIVING

BEARS — Waddle 7-78, Morgan 1-46, Davis 2-30, Gentry 1-14.

BENGALS — Ball 2-41, Thompson 2-33, McGee 3-30, Pickens 2-29, Holman 3-26, Query 1-11, Riggs 1-3, Green 2-(-1).

PASSING

BEARS — Harbaugh 28-11-168, 1 TD, 2 int.
BENGALS — Esiason 29-16-172, 3 TDs, 1 int.

INTERCEPTIONS

BEARS — Singletary 1-4.

BENGALS — Wheeler 1-12, McDonald 1-0.

SACKS

BEARS — McMichael 1-13, Dent 1-11, Armstrong 1-8.

BENGALS — Williams 1-7, Francis 1-5, Stubbs 1-4, Mitz 1-3.

GAME 10

TAMPA BAY 20, BEARS 17

Tampa Stadium (69,102)

Sunday, November 15, 1992

| | | | | | | |
|-----------|----|----|---|----|---|----|
| CHICAGO | 0 | 0 | 3 | 14 | — | 17 |
| TAMPA BAY | 10 | 10 | 0 | 0 | — | 20 |

BUCCANEERS — Murray 31-yard field goal (12-67, 6:39). **BUCCANEERS** — Cobb 1-yard run (Murray kick) (9-93, 5:24). **BUCCANEERS** — Murray 40-yard field goal (10-50, 4:38). **BUCCANEERS** — Hall 12-yard pass from Testaverde (Murray kick) (2-16, 0:31). **BEARS** — Butler 27-yard field goal (9-70, 4:16). **BEARS** — Anderson 1-yard run (Butler kick) (9-64, 5:38). **BEARS** — Anderson 11-yard pass from Harbaugh (Butler kick) (6-70, 1:07).

| | Buccaneers | Bears |
|----------------------------|------------|-----------|
| First downs..... | 14 | 19 |
| Total net yards..... | 299 | 315 |
| Rushes-yards..... | 33-127 | 25-113 |
| Att-comp-net..... | 21-12-172 | 33-17-202 |
| Times thrown-yds lost..... | 2-10 | 4-23 |
| Int-TDs..... | 1-1 | 0-1 |
| Punts-avg..... | 6-42.8 | 6-42.6 |
| Penalties-yards..... | 6-43 | 3-15 |
| Fumbles-lost..... | 0-0 | 2-1 |
| Time of possession..... | 27:48 | 32:12 |

RUSHING

BEARS — Lewis 13-64, Anderson 6-22, Morgan 1-17, Harbaugh 3-10, Muster 1-5, Gentry 1-(-5).

BUCCANEERS — Cobb 28-114, Testaverde 4-12, McDowell 1-1.

RECEIVING

BEARS — Davis 4-88, Waddle 4-50, Jennings 2-41, Lewis 4-23, Anderson 3-23.

BUCCANEERS — Dawsey 3-56, Hall 3-37, Cobb 2-34, Barber 1-32, Carrier 1-22, McDowell 1-1.

PASSING

BEARS — Harbaugh 33-17-225, 1 TD; Willis (did not throw a pass, was sacked once).

BUCCANEERS — Testaverde 21-12-182, 1 TD, 1 int.

INTERCEPTIONS

BEARS — Woolford 1-0.

BUCCANEERS — None.

SACKS

BEARS — Cox 1-10, Roper 1-0.

BUCCANEERS — McCants 2-10, Reynolds 1-9, Thomas 1-4.

GAME 11
GREEN BAY 17, BEARS 3
 Soldier Field (56,170)
 Sunday, November 22, 1992

| | | | | |
|-----------|----|---|---|------|
| GREEN BAY | 10 | 0 | 0 | 7-17 |
| CHICAGO | 3 | 0 | 0 | 0-3 |

BEARS — Butler 36-yard field goal (11-56, 6:13). **PACKERS** — Jacke 39-yard field goal (10-39, 5:43). **PACKERS** — Sharpe 49-yard pass from Favre (Jacke kick) (1-49, 0:09). **PACKERS** — Favre 5-yard run (Jacke kick) (13-74, 8:56).

| | Packers | Bears |
|----------------------------|-----------|-----------|
| First downs..... | 18 | 15 |
| Total net yards..... | 334 | 304 |
| Rushes-yards..... | 34-130 | 13-54 |
| Att-comp-net..... | 24-16-204 | 41-24-251 |
| Times thrown-yds lost..... | 1-5 | 1-6 |
| Int-TDs..... | 0-1 | 2-0 |
| Punts-avg..... | 5-37.8 | 4-45.3 |
| Penalties-yards..... | 6-45 | 6-55 |
| Fumbles-lost..... | 3-1 | 1-0 |
| Time of possession..... | 34:34 | 25:26 |

RUSHING

BEARS — Anderson 7-25, Muster 4-20, Lewis 2-9.

PACKERS — Bennett 29-107, Sydney 4-18, Favre 1-5.

RECEIVING

BEARS — Davis 8-106, Waddle 5-62, Anderson 3-30, Muster 5-25, Gentry 2-18, Morgan 1-16.

PACKERS — Sharpe 5-79, Harris 2-43, Sydney 3-30, Bennett 3-24, Lewis 2-21, Brooks 1-12.

PASSING

BEARS — Harbaugh 18-8-97, 1 int.; Willis 23-16-160, 1 int.

PACKERS — Favre 24-16-209, 1 TD.

INTERCEPTIONS

BEARS — None.

PACKERS — Cecil 1-21, Butler 1-0.

SACKS

BEARS — McMichael 1-5.

PACKERS — Bennett 1-6.

GAME 12
CLEVELAND 27, BEARS 14
 Cleveland Stadium (73,578)
 Sunday, November 29, 1992

| | | | | |
|-----------|---|---|---|------|
| CHICAGO | 0 | 7 | 7 | 0-14 |
| CLEVELAND | 7 | 6 | 7 | 7-27 |

BROWNS — Brandon 92-yard interception return (Stover kick). **BROWNS** — Stover 27-yard field goal (12-70, 6:22). **BROWNS** — Stover 43-yard field goal (13-30, 8:40). **BEARS** — Anderson 30-yard pass from Willis (Butler kick) (6-70, 0:58). **BROWNS** — Metcalf 75-yard punt return (Stover kick). **BEARS** — Waddle 68-yard pass from Willis (Butler kick) (1-68, 0:20). **BROWNS** — Mack 1-yard run (Stover kick) (4-28, 2:34).

| | Browns | Bears |
|----------------------------|---------|-----------|
| First downs..... | 12 | 16 |
| Total net yards..... | 178 | 320 |
| Rushes-yards..... | 35-131 | 19-73 |
| Att-comp-net..... | 17-8-47 | 28-19-247 |
| Times thrown-yds lost..... | 3-12 | 7-38 |
| Int-TDs..... | 0-0 | 2-2 |
| Punts-avg..... | 6-42.8 | 6-43.5 |
| Penalties-yards..... | 5-25 | 6-50 |
| Fumbles-lost..... | 0-0 | 2-2 |
| Time of possession..... | 34:07 | 25:53 |

RUSHING

BEARS — Anderson 8-34, Muster 5-25, Lewis 4-6, Green 1-6, Willis 1-2.

BROWNS — Mack 20-53, Metcalf 5-45, Vardell 6-15, Tilman 1-15, Baldwin 1-2, Hoard 1-2, Kosar 1-(-1).

RECEIVING

BEARS — Waddle 4-100, Muster 5-64, Anderson 4-49, Davis 2-26, Jennings 1-22, Green 2-14, Lewis 1-10.

BROWNS — Tillman 2-29, Jackson 3-15, Holohan 1-9, Metcalf 1-3, Mack 1-3.

PASSING

BEARS — Willis 26-19-285, 2 TDs, 2 int.; Furrer 2-0-0.

BROWNS — Kosar 17-8-59.

INTERCEPTIONS

BEARS — None.

BROWNS — Brandon 1-92, Walls 1-24

SACKS

BEARS — Ryan 1-6, McMichael 1-5, Armstrong 1-1.

BROWNS — Moore 2-14, Burnett 2-7, MD Perry 1.5-9, Walls 1-6, Matthews .5-2.

GAME 13
HOUSTON 24, BEARS 7
 Astrodome (62,193)
 Monday, December 7, 1992

| | | | | |
|---------|---|----|---|------|
| CHICAGO | 0 | 0 | 0 | 7-7 |
| HOUSTON | 0 | 10 | 7 | 7-24 |

OILERS — Del Greco 19-yard field goal, (12-62, 6:20). **OILERS** — McDowell 26-yard interception return (Del Greco kick). **OILERS** — Slaughter 6-yard pass from Carlson (Del Greco kick) (5-43, 3:16). **BEARS** — Anderson 17-yard pass from Willis (Butler kick) (6-55, 3:16). **OILERS** — White 1-yard run (Del Greco kick) (8-80, 5:12).

| | Oilers | Bears |
|----------------------------|-----------|-----------|
| First downs..... | 21 | 14 |
| Total net yards..... | 339 | 257 |
| Rushes-yards..... | 28-175 | 24-99 |
| Att-comp-net..... | 29-18-164 | 25-11-158 |
| Times thrown-yds lost..... | 2-14 | 5-27 |
| Int-TDs..... | 0-1 | 2-1 |
| Punts-avg..... | 5-41.4 | 4-40.3 |
| Penalties-yards..... | 3-63 | 9-58 |
| Fumbles-lost..... | 4-0 | 1-1 |
| Time of possession..... | :32:23 | :27:37 |

RUSHING

BEARS — Muster 10-54, Lewis 9-35, Anderson 5-10.

OILERS — White 20-116, Givins 1-44, Slaughter 1-10, Carlson 4-6, Montgomery 1-0, Richardson 1-(-1).

RECEIVING

BEARS — Morgan 3-94, Lewis 1-30, Anderson 3-27, Davis 2-21, Kozlowski 1-7, Muster 1-6.

OILERS — Duncan 8-64, Jeffires 3-59, Slaughter 4-39, Givins 1-12, White 2-4.

PASSING

BEARS — Willis 24-11-185, 1 TD, 2 int.; Gardocki 1-0-0; Harbaugh (did not pass, was sacked once).

OILERS — Carlson 27-18-178, 1 TD.

INTERCEPTIONS

BEARS — None.

OILERS — McDowell 1-26, Dishman 1-0.

SACKS

BEARS — Dent 1.5-14, Zorich .5-7.

OILERS — Williams 1.5-10, Graf 1-9, Robinson 1-6, Childress 1-2, Montgomery .5-9.

GAME 14
BEARS 30, PITTSBURGH 6
 Soldier Field (52,904)
 Sunday, December 13, 1992

| | | | | |
|------------|---|----|---|-------|
| PITTSBURGH | 0 | 3 | 0 | 3-6 |
| CHICAGO | 3 | 10 | 7 | 10-30 |

BEARS — Butler 37-yard field goal (6-20, 3:21). **BEARS** — Lewis 3-yard run (Butler kick) (7-38, 4:44). **BEARS** — Butler 26-yard field goal (6-33, 1:45). **STEELERS** — G. Anderson 38-yard field goal (6-31, 0:42). **BEARS** — N. Anderson 15-yard pass from Harbaugh (Butler kick) (10-77, 6:20). **BEARS** — Butler 38-yard field goal (4-(-7), 1:25). **STEELERS** — G. Anderson 38-yard field goal (8-32, 3:37). **BEARS** — N. Anderson 6-yard run (Butler kick) (10-80, 6:03).

| | Steelers | Bears |
|----------------------------|-----------|----------|
| First downs..... | 10 | 20 |
| Total net yards..... | 140 | 283 |
| Rushes-yards..... | 15-35 | 44-212 |
| Att-comp-net..... | 31-14-105 | 21-11-71 |
| Times thrown-yds lost..... | 5-38 | 4-19 |
| Int-TDs..... | 2-0 | 0-1 |
| Punts-avg..... | 6-40.2 | 5-42.6 |
| Penalties-yards..... | 7-80 | 4-31 |
| Fumbles-lost..... | 3-2 | 0-0 |
| Time of possession..... | :22:01 | :37:59 |

RUSHING

BEARS — Anderson 11-56, Morgan 2-51, Lewis 16-47, Muster 8-27, Harbaugh 3-16, Green 3-12, Gentry 1-3.

STEELERS — Foster 12-25, Brister 2-10, Thompson 1-0.

RECEIVING

BEARS — Davis 3-41, Jennings 2-15, Anderson 1-15, Wright 1-8, Muster 2-6, Gentry 1-5, Lewis 1-0.

STEELERS — Cooper 3-58, Graham 3-30, Mills 1-20, Foster 2-10, Thompson 2-10, Graham 1-7, Jordan 1-6, Stone 1-2.

PASSING

BEARS — Harbaugh 21-11-90, 1 TD.

STEELERS — Brister 31-14-143 2 int.

INTERCEPTIONS

BEARS — Gayle 1-30, Woolford 1-19.

STEELERS — None.

SACKS

BEARS — McMichael 2-10, Dent 1-12, Perry 1-9, Zorich 1-7.

STEELERS — Woodson 2-13, Lloyd 2-6.

GAME 15
DETROIT 16, BEARS 3
 Silverdome (72,777)
 Sunday, December 20, 1992

| | | | | |
|---------|---|----|---|------|
| CHICAGO | 0 | 0 | 3 | 0—3 |
| DETROIT | 3 | 10 | 0 | 3—16 |

LIONS — Hanson 22-yard field goal (7-72, 3:53). **LIONS** — Sanders 6-yard run (Hanson kick) (9-93, 6:30). **LIONS** — Hanson 38-yard field goal (8-63, 1:24). **BEARS** — Butler 24-yard field goal (11-84, 7:20). **LIONS** — Hanson 30-yard field goal (4-7, 1:10).

| | Lions | Bears |
|----------------------------|--------------|--------------|
| First downs..... | 15 | 16 |
| Total net yards..... | 399 | 242 |
| Rushes-yards..... | 28-134 | 19-106 |
| Att-comp-net..... | 20-12-265 | 35-15-136 |
| Times thrown-yds lost..... | 5-25 | 4-18 |
| Int-TDs..... | 2-0 | 3-0 |
| Punts-avg..... | 3-41.0 | 6-47.2 |
| Penalties-yards..... | 9-70 | 7-45 |
| Fumbles-lost..... | 2-2 | 1-1 |
| Time of possession..... | 32:07 | 27:53 |

RUSHING

BEARS — Lewis 8-43, Harbaugh 3-23, Anderson 5-21, Muster 3-19.

LIONS — Sanders 20-113, Tillison 3-12, Ware 5-9.

RECEIVING

BEARS — Davis 2-30, Morgan 2-24, Lewis 2-21, Anderson 2-19, Wagner 1-16, Blackwell 1-12, Gentry 1-9, Muster 1-8, Jennings 1-7, Green 1-5, Wright 1-3.

LIONS — Moore 3-108, Perriman 4-87, Sanders 1-48, Green 3-41, McLemore 1-6.

PASSING

BEARS — Harbaugh 24-11-108, 1 int; Willis 11-4-46, 2 int.

LIONS — Ware 20-12-290, 2 int.

INTERCEPTIONS

BEARS — Woolford 2-0.

LIONS — Crockett 1-35, Blades 1-18, White 1-17, Jenkins 0-13.

SACKS

BEARS — Dent 1.5-3.5, Singletary 1-8, Spellman 1-7, Armstrong .5-3.5, McMichael .5-1.5, Zorich .5-1.5.

LIONS — Pete 1-9, Owens 1-3, Scroggins 1-1, Crockett 1-0.

GAME 16
DALLAS 27, BEARS 14
 Texas Stadium (63,101)
 Sunday, December 27, 1992

| | | | | |
|---------|---|---|----|-------|
| CHICAGO | 0 | 0 | 0 | 14—14 |
| DALLAS | 0 | 3 | 24 | 0—27 |

COWBOYS — Elliott 21-yard field goal (10-82, 5:57). **COWBOYS** — Smith 31-yard run (Elliott kick) (5-62, 2:22). **COWBOYS** — Maryland 26-yard fumble return (Elliott kick). **COWBOYS** — Richards 3-yard run (Elliott kick) (6-43, 3:41). **COWBOYS** — Elliott 34-yard field goal (6-21, 3:07). **BEARS** — Green 6-yard run (Butler kick) (1-6, 0:04). **BEARS** — Zorich 42-yard fumble return (Butler kick).

| | Cowboys | Bears |
|----------------------------|----------------|--------------|
| First downs..... | 22 | 9 |
| Total net yards..... | 354 | 92 |
| Rushes-yards..... | 44-179 | 15-28 |
| Att-comp-net..... | 31-18-175 | 22-9-64 |
| Times thrown-yds lost..... | 1-2 | 2-25 |
| Int-TDs..... | 1-0 | 3-0 |
| Punts-avg..... | 2-43.7 | 7-43.7 |
| Penalties-yards..... | 1-15 | 6-50 |
| Fumbles-lost..... | 4-3 | 2-1 |
| Time of possession..... | 41:59 | 18:01 |

RUSHING

BEARS — Anderson 3-17, Green 3-11, Muster 2-5, Lewis 7-(-5).

COWBOYS — Smith 20-131, Agee 9-30, Richards 13-22, Buerlein 2-(-4).

RECEIVING

BEARS — Morgan 5-53, Jennings 2-17, Davis 1-13, Lewis 1-6.

COWBOYS — Irvin 5-46, Novacek 3-39, Harper 2-38, Johnston 3-24, Martin 1-10, Smith 2-8, Richards 1-6, Agee 1-6.

PASSING

BEARS — Furrer 23-9-89, 3 int.

COWBOYS — Aikman 20-10-78; Buerlein 11-8-99, 1 int.

INTERCEPTIONS

BEARS — Woolford 1-32.

COWBOYS — Washington 1-13, Myles 1-13, Smith 1-7.

SACKS

BEARS — Spellman 1-2.

COWBOYS — Woodson 1-17, Casillas 1-8.

RECORDS SET IN 1992

INDIVIDUAL

| | |
|--|---|
| Pro Bowls, career | 10 — Mike Singletary (1984-93) 9 — Walter Payton (1976; 78-81; 84-87) |
| Pro Bowls, consecutive* | 10 — Mike Singletary (1984-93) 8 — Bill George (1955-62) Dick Butkus (1966-73) |
| Points, lifetime | 813 — Kevin Butler (1985-92) 172 FGs, 297 PATS 750 — Walter Payton (1975-87) 125 TDs |
| Extra points made, lifetime* | 297 — Kevin Butler (1985-92) |
| Extra point attempts, lifetime* | 306 — Kevin Butler (1985-92) |
| Field goals made, lifetime* | 172 — Kevin Butler (1985-92) |
| Field goals attempted, lifetime* | 237 — Kevin Butler (1985-92) |
| Field goal percentage, lifetime | 72.6 — Kevin Butler, 1985-92 (172 of 237) 62.4 — Bob Thomas, 1975-84 (128 of 205) |
| 50-yard field goals, lifetime* | 9 — Kevin Butler (1985-92) |
| Completions, consecutive (tied) | 13 — Jim Harbaugh, at GB, 10/25/92 Bill Wade, 11/22 - 11/26/64 |
| Lowest interception pct, lifetime | 2.72 — Jim Harbaugh, 1987-92 (39 int, 1,434 att) |
| Kickoff returns, lifetime* | 192 — Dennis Gentry (1982-92) |
| Kickoff return yards, lifetime* | 4,353 — Dennis Gentry (1982-92) |
| Sacks, lifetime* | 112.0 — Richard Dent (1983-92) |

TEAM

| | |
|---|--|
| Most points allowed, third quarter | 24 — at Dallas 12/27/92 21 — (Six times) Last: at Seattle 9/23/84 |
| Interceptions for TD allowed, season** | 6 — 1992 (16 games) |

* extended own record; ** tied NFL record.



RECORDS AND HISTORY

On July 31, 1993, Walter Payton will be inducted into the Hall of Fame. In his 190 games over 13 seasons, Payton rushed for 16,726 yards and 110 TDs — both NFL records.

THE LAST TIME . . .

Blocked Extra Point

- By Bears — Al Harris, vs. Det., 12/11/88 (Ed Murray kicker)
- By Opp. — Michael Brim, at Min., 12/3/89 (Kevin Butler kicker)

Blocked Field Goal

- By Bears — James Williams, vs. Buf., 9/29/91 (Scott Norwood 49-yard attempt)
- By Opp. — Ricky Reynolds, at TB, 11/4/90, wide right (Kevin Butler 40-yard attempt)

Blocked Field Goal for TD

- By Bears — Virgil Livers, vs. Raiders, 10/1/78 (Mike Spivey returned 71 yards for TD)
- By Opp. —

Blocked Punt

- By Bears — Glen Kozlowski, vs. Det., 12/17/89 (Jim Arnold punter)
- By Opp. — Mark Logan, vs. Mia., 11/24/91 (Maury Buford punter)

Blocked Punt for TD

- By Bears — Egypt Allen, at Phil., 10/4/87 (Anthony Mosley returned 9 yards for TD)
- By Opp. — Eric Howard, vs. NY Giants, 9/14/87 (Tom Flynn recovered in endzone)

Defensive Lineman Scored TD

- By Bears — Chris Zorich (DT), at Dal., 12/27/92 (42-yard fumble return)
- By Opp. — Russell Maryland (DT), at Dal., 12/27/92 (26-yard fumble return)

Fumble Returned for TD

- By Bears — Chris Zorich, at Dal., 12/27/92 42 yards
- By Opp. — Don Griffin, at SF, 12/23/91, 99 yards

Intercepted Pass Returned for TD

- By Bears — Lemuel Stinson, at Min., 11/11/91, 37 yards
- By Opp. — Bubba McDowell, at Hou., 12/7/92, 26 yards

Kickoff Returned for TD

- By Bears — Darren Lewis, vs. Cin., 11/8/92, 97 yards
- By Opp. — Del Rodgers, vs. GB, 12/9/84, 97 yards

Linebacker Scored TD

- By Bears — Wilber Marshall, vs. Det., 10/26/86 (12-yard fumble return)
- By Opp. — David Brandon, at Clev., 11/29/92 (92-yard interception return)

Missed Extra Point

- By Bears — Kevin Butler, vs. TB, 12/14/91, wide right
- By Opp. — Nick Lowery, vs. KC, 12/29/90, wide right

Offensive Lineman Caught a Pass

- By Bears — Mark Bortz, vs. Det., 10/26/86, 8 yards
- By Opp. —

Offensive Lineman Scored TD

- By Bears — William Wrightkin, 1953
- By Opp. — (None since at least 1962)

Punt Returned for TD

- By Bears — Johnny Bailey, at KC, 12/29/90, 95 yards
- By Opp. — Eric Metcalf, at Clev., 11/29/92, 75 yards

Safety

- By Bears — Steve McMichael, vs. GB, 11/27/88
- By Opp. — Kerry Goode, at TB, 11/20/88

Shutout

- By Bears — vs. Tampa Bay, 12/14/91, 27-0
- By Opp. — at SF, 12/24/89, 26-0

Regular season games only

THE LAST TIME BY THE NUMBERS . . .

3 TDs Rushing

By Bears — Neal Anderson, at TB, 10/8/89
By Opp. — Larry Csonka, at Mia., 9/23/79

3 TDs Receiving

By Bears — Willie Gault, at NO, 9/18/83
By Opp. — Andre Rison, vs. Atl, 9/27/92

3 TD Passes

By Bears — Jim Harbaugh, vs. GB, 12/17/89
By Opp. — Steve Young, at SF, 12/23/91

4 TDs Rushing

By Bears — Bobby Douglass, at GB, 11/4/73
By Opp. — Jim Taylor, vs. GB, 11/4/62

4 TDs Receiving

By Bears — Mike Ditka, at LA Rams, 10/13/63
By Opp. — Never

4 TD Passes

By Bears — Jack Concannon, vs. GB, 12/13/70
By Opp. — Rodney Peete at Det., 12/16/90

4 Field Goals

By Bears — Kevin Butler, vs. Min, 9/23/90 (4 for 5)
By Opp. — Mike Cofer, at SF, 12/24/89 (4 for 4)

5 TD Passes

By Bears — Ray Buivid, vs. Chicago Cards, 12/5/37
By Opp. — Tommy Kramer, at Min., 11/28/82

5 Field Goals

By Bears — Mac Percival, at Phil., 10/20/68 (5 for 5)
By Opp. — Nick Lowery, vs. KC, 12/29/90 (5 for 5)

100-yards Rushing

By Bears — Brad Muster, at Ind., 11/17/91 (101 yards on 15 carries)
By Opp. — Emmitt Smith, at Dal., 12/27/92 (131 yards on 20 carries)

100-yards Receiving

By Bears — Tom Waddle, at Clev., 11/29/92 (100 yards and 1 TD on 4 receptions)
By Opp. — Herman Moore, at Det., 12/20/92 (108 yards on 3 receptions)

100-yards Rushing and Receiving

By Bears — Walter Payton (104 rush, 102 rec), at LA Rams, 12/26/82
By Opp. —

2 100-yard Rushers

By Bears — Walter Payton (107) and Matt Suhey (102), vs. Det, 11/10/85
By Opp. — Norris Weese (120) and Ottis Armstrong (116), vs. Den., 12/12/76

2 100-yard Receivers

By Bears — Willie Gault (146) and Dennis McKinnon (133), at Min., 9/19/85
By Opp. — Art Monk (152) and Gary Clark (124), at Wash., 11/26/89

3 100-yard Receivers

By Bears — Never
By Opp. — George Farmer (183), Preston Dennard (122), Wendell Tyler (102) at Rams 12/26/82

200-yards Rushing

By Bears — Walter Payton, vs. Min., 11/20/77 (275 yards on 40 carries)
By Opp. — Earl Campbell, vs. Hou., 11/16/80 (206 yards on 31 carries)

200-yards Receiving

By Bears — Johnny Morris, at Dal., 11/18/62 (201 yards on 10 receptions)
By Opp. — Bernie Casey, vs. SF, 11/13/66 (225 yards on 12 receptions)

300-yards Passing

By Bears — Jim Harbaugh, vs. TB, 10/18/92 (13 of 26 for 304; 2 TDs)
By Opp. — Steve Young, at SF, 12/23/91 (21 of 32 for 338; 3 TDs)

400-yards Passing

By Bears — Bill Wade, at Dal., 11/18/62 (28 of 46 for 466; 2 TDs)
By Opp. — Mark Rypien, at Wash., 11/26/89 (30 of 47 for 401; 4 TDs)

BEARS ROOKIE SEASON RECORDS

SCORING

Points

- 144* **Kevin Butler, 1985 (51 XPs, 31 FGs)**
- 132 Gale Sayers, 1965 (22 TDs)
- 72 Harlon Hill, 1954 (12 TDs)
- Mike Ditka, 1961 (12 TDs)

Touchdowns

- 22* Gale Sayers, 1965
- 12 Harlon Hill, 1954
- Mike Ditka, 1961

Field Goals

- 31 **Kevin Butler, 1985**
- 13 Bob Thomas, 1975
- Mac Percival, 1967
- 10 John Aveni, 1959

RUSHING

Attempts

- 196 Walter Payton, 1975
- 166 Gale Sayers, 1965
- 127 Willie Galimore, 1957

Yards

- 1,004 Beattie Feathers, 1934
- 867 Gale Sayers, 1965
- 699 Bill Osanski, 1939

Touchdowns

- 14 Gale Sayers, 1965
- 8 Beattie Feathers, 1934
- 7 Walter Payton, 1975

PASSING

Attempts

- 210 Jim McMahon, 1982
- 148 Bobby Douglass, 1969
- 130 Zeke Bratkowski, 1954

Completions

- 120 Jim McMahon, 1982
- 68 Bobby Douglass, 1969
- 67 Zeke Bratkowski, 1954
- Bob Avellini, 1975

Yards

- 1,501 Jim McMahon, 1982
- 1,087 Zeke Bratkowski, 1954
- 942 Bob Avellini, 1975

Touchdowns

- 9 Jim McMahon, 1982
- 8 Zeke Bratkowski, 1954
- 6 Bob Avellini, 1975

RECEIVING

Receptions

- 56 Mike Ditka, 1961
- 45 Harlon Hill, 1954
- 40 Willie Gault, 1983

Yards

- 1,124 Harlon Hill, 1954
- 1,076 Mike Ditka, 1961
- 836 Willie Gault, 1983

Touchdowns

- 12 Harlon Hill, 1954
- Mike Ditka, 1961
- 8 Willie Gault, 1983

INTERCEPTIONS

Interceptions

- 10 **Mark Carrier, 1990**
- 8 Johnny Lujack, 1948
- 7 Charlie Sumner, 1955

PUNTS

Punts

- 83 Dave Finzer, 1984
- 57 Fred Morrison, 1950
- 39 Zeke Bratkowski, 1954

Avg.

- 44.8 George Gulyanics, 1947
- 43.3 Sid Luckman, 1939
- Fred Morrison, 1950

PUNT RETURNS

Returns

- 57* Lew Barnes, 1986
- 43 Jeff Fisher, 1981
- 42 Virgil Livers, 1975

Yards

- 509 Jeff Fisher, 1981
- 482 Lew Barnes, 1986
- 456 Virgil Livers, 1975

KICKOFF RETURNS

Returns

- 29 Brian Baschnagel, 1976
- 27 Ike Hill, 1973
- 26 Jack Cameron, 1984

Yards

- 754 Brian Baschnagel, 1976
- 660 Gale Sayers, 1965
- 638 Ike Hill, 1973

* NFL Record

† Tied NFL Record

BEARS POST-SEASON RECORDS

Listed below are *leaders* for the Bears post-season record book. For a complete list (three players deep) see the Bears 1992 media guide (pg. 241-244) or the current Bears Post-Season Media Guide.

| | |
|-----------------|---|
| Games | played12.....(8 tied) Still active: Bortz, McMichael started12.....(4 tied) Still active: Bortz, Van Horne |
| Points | career66.....Kevin Butler, 1985-92 game15.....Jack Manders, vs. Wash., 12/12/37 |
| TDs | career4.....(3 times) Last: Dennis McKinnon, 1983-89 game2.....(11 times) Last: Jim McMahon, vs. NE, 1/26/86 |
| FGs | career16.....Kevin Butler, 1985-92 game3.....(4 times) Last: Kevin Butler, vs. NO, 1/6/91 |
| Rushes | career180.....Walter Payton, 1975-87 game27.....(2 times) Last: Neal Anderson, vs. NO, 1/6/91 |
| Rush Yds | career632.....Walter Payton, 1975-87 game119.....George McAfee, vs. GB, 12/14/41 |
| Rush TDs | career4.....Norm Standlee, 1941 game2.....(5 times) Last: Jim McMahon, vs. NE, 1/26/86 |
| Passes | career127.....Jim McMahon, 1982-88 game44.....Jim Harbaugh, vs. Dal., 12/29/91 |
| Completions | career70.....Jim McMahon, 1982-88 game22.....Jim Harbaugh, vs. Dal., 12/29/91 |
| Pass Yds | career967.....Jim McMahon, 1982-88 game286.....Sid Luckman, vs. Wash., 12/26/43 |
| Pass TDs | career9.....Sid Luckman, 1939-50 game5.....Sid Luckman, vs. Wash., 12/26/43 |
| Interceptions | career5.....Mike Tomczak, 1985-90 game4.....Bob Avellini, at Dal, 12/26/77 |
| Receptions | career22.....Walter Payton, 1975-87 game9.....Tom Waddle, vs. Dal., 12/29/91 |
| Rec. Yds | career454.....Willie Gault, 1983-87 game129.....Willie Gault, vs. NE, 1/26/86 |
| Rec. TDs | career4.....Dennis McKinnon, 1983-89 game2.....(3 times) Last: Dennis McKinnon, vs. NYG, 1/5/86 |
| Punts | career29.....Maury Buford, 1985-86; 89-91 game10.....(2 times) Last: Maury Buford, vs. LA Rams, 1/12/86 |
| Punting Yds | career1,112.....Maury Buford, 1985-86; 89-91 game398.....Keith Molesworth, vs. NYG, 12/17/33 |
| Punt Returns | career11.....Keith Ortego, 1985-87 game6.....George McAfee, at LA Rams, 12/17/50 |
| PR Yds | career108.....George McAfee, 1940-47 game81.....Hugh Gallarneau, vs. GB, 12/14/41 |
| PR TDs | career1.....(2 times) Shaun Gayle, vs. NYG, 1/5/86 |
| Kickoff Returns | career17.....Dennis Gentry, 1982-92 game7.....Don Bingham, at NYG, 12/30/56 |
| KOR Yds | career435.....Dennis Gentry, 1982-92 game127.....Dennis Gentry, vs. Wath., 1/3/87 |
| KOR TDs | careerNone |
| Interceptions | career4.....George McAfee, 1940-47; Clyde Turner, 1940-51 game2.....(6 times) Last: Gary Fencik, at Sf, 1/5/85 |
| Int Yds | career68.....George McAfee, 1940-47 game61.....Larry Morris, vs. NYG, 12/29/63 |
| Int TDs | career1.....(5 tied) Last: Reggie Phillips, 1986 |
| Sacks* | career10.5.....Richard Dent, 1983-92 game3.5.....Richard Dent, vs. NYG, 1/5/86 |

*since 1977

BEARS INDIVIDUAL RECORDS

SERVICE

PLAYER

Pro Bowls (years are when Pro Bowl was played)

- 10 Mike Singletary, 1984-93
- 9 Walter Payton, 1976; 78-81; 84-87
- 8 Bill George, 1955-62
- Doug Atkins, 1958-64; 66
- Dick Butkus, 1966-73

Seasons

- 14 Bill George, 1952-65
- Doug Buffone, 1966-79
- 13 George Trafton, 1920-32
- Clyde (Bulldog) Turner, 1940-52
- Jim Osborne, 1972-84
- Walter Payton, 1975-87
- 12 Mike Singletary, 1981-92
- Steve McMichael, 1981-92**
- Keith Van Horne, 1981-92**

Games

- 190 Walter Payton, 1975-87
- 186 Doug Buffone, 1966-79
- 185 Jim Osborne, 1972-84

Starts

- 184 Walter Payton, 1975-87
- 172 Mike Singletary, 1981-92
- 166 Keith Van Horne, 1981-92**

Consecutive games

- 186 Walter Payton, 1975-87
- 179 Mike Hartenstine, 1975-86
- 175 Steve McMichael, 1981-92**

COACH

Seasons

- 40 George Halas, 1920-29, 33-42, 46-55, 58-67
- 11 Mike Ditka, 1982-92
- 4 Hunk Anderson/
Luke Johnsos (co-coaches), 1942-45
- Jim Dooley, 1968-71
- Neill Armstrong, 1978-81

Consecutive seasons

- 11 Mike Ditka, 1982-92
- 10 George Halas, 1920-29
- George Halas, 1933-42
- George Halas, 1946-55
- George Halas, 1958-67
- 4 Anderson/Johnsos, 1942-45
- Jim Dooley, 1968-71
- Neill Armstrong, 1978-81

SCORING

POINTS

Lifetime

- 813 Kevin Butler, 1985-92 (297 XP, 172 FG)**
- 750 Walter Payton, 1975-87 (125 TD)
- 629 Bob Thomas, 1975-84 (245 XP, 128 FG)

Season

- 144 Kevin Butler, 1985 (51 XP, 31 FG)**
- 132 Gale Sayers, 1965 (22 TD)
- 120 Kevin Butler, 1986 (36 XP, 28 FG)**

Game

- 36 Gale Sayers, 12/12/65 (6 TD)
- 24 Last: Bobby Douglass, 11/4/73

Consecutive games

- 83 George Blanda, 10/28/51-11/9/58
- 55 Bob Thomas, 12/2/79-12/16/84
- 48 Kevin Butler, 9/9/90-12/27/92**

TOUCHDOWNS

(Rushes-receptions-returns)

Lifetime

- 125 Walter Payton, 1975-87 (110-15-0)
- 67 Neal Anderson, 1986-92 (47-20-0)**
- 59 Rick Casares, 1955-64 (49-10-0)

Season

- 22 Gale Sayers, 1965 (14-6-2)
- 16 Walter Payton, 1977; 1979 (14-2-0)
- 15 Neal Anderson, 1989 (11-4-0)**

Game

- 6[†] Gale Sayers, 12/12/65 (4-1-1)
- 4 Last: Bobby Douglass, 11/4/73 (4-0-0)

Consecutive games

- 8 Rick Casares, 11/1/59-9/25/60
- 7 Ken Kavanaugh, 11/2-12/14/47
- Willie Galimore, 9/28-11/9/58
- Gale Sayers, 10/26-12/6/69
- Walter Payton, 10/3-11/14/76

EXTRA POINTS MADE

Lifetime

- 297 Kevin Butler, 1985-92**
- 247 George Blanda, 1949-58
- 245 Bob Thomas, 1975-84

Season

- 52 Roger Leclerc, 1965
- 51 Kevin Butler, 1985**
- 45 George Blanda, 1956

Game

- 8 Bob Snyder, 11/14/43
7 Last: Bob Thomas 12/7/80

EXTRA POINTS ATTEMPTS**Lifetime**

- 306 Kevin Butler, 1985-92**
268 Bob Thomas, 1975-84
250 George Blanda, 1949-58

Season

- 52 Ray (Scooter) McLean, 1947
Roger Leclerc, 1965
51 Kevin Butler, 1985
47 George Blanda, 1956

Game

- 9 Bob Thomas, 12/7/80
8 Bob Snyder, 11/14/43
George Blanda, 10/21/56
Roger Leclerc, 11/25/62

CONSECUTIVE EXTRA POINTS**Lifetime**

- 156 George Blanda, 10/28/51-10/21/56
143 Mac Percival, 11/19/67-11/4/73

Season

- 52 Roger Leclerc, 1965
51 Kevin Butler, 1985
37 George Blanda, 1955

Game

- 8 Bob Snyder, 11/14/43
7 Last: Bob Jencks, 10/13/63

FIELD GOALS MADE**Lifetime**

- 172 Kevin Butler, 1985-92**
128 Bob Thomas, 1975-84
99 Mac Percival, 1967-73

Season

- 31 Kevin Butler, 1985**
28 Kevin Butler, 1986
26 Kevin Butler, 1990

Game

- 5 Roger Leclerc, 12/3/61
Mac Percival, 10/20/68
4 Last: Kevin Butler, 9/23/90

Long

- 55 Bob Thomas, 11/23/75
52 Lee Artoe, 10/27/40
Bob Thomas, 11/11/84; 11/18/84
Kevin Butler, 9/22/86; 11/8/87;
11/29/87; 9/23/90
51 John Roveto, 11/21/82
Kevin Butler, 9/23/90; 10/7/90

50+ Yards (lifetime)

- 9 Kevin Butler, 1985-92**
4 Bob Thomas, 1975-84
2 Mac Percival, 1967-73

FIELD GOAL ATTEMPTS**Lifetime**

- 237 Kevin Butler, 1985-92**
205 Bob Thomas, 1975-84
201 George Blanda, 1949-58

Season

- 41 Kevin Butler, 1986**
38 Kevin Butler, 1985
37 Kevin Butler, 1990

Game

- 7 Roger Leclerc, 11/17/63
6 George Blanda, 11/3/57
Kevin Butler, 9/19/85; 9/14/86;
11/8/87

CONSECUTIVE FIELD GOALS**Lifetime**

- 24* Kevin Butler, 10/16/88-12/3/89**
18 Kevin Butler, 9/14-11/16/86
14 Kevin Butler, 11/8-12/6/87

Game (no misses)

- 5 Roger Leclerc, 12/3/61
Mac Percival, 10/20/68
4 Last: Kevin Butler, 9/24/89

Games

- 13 Kevin Butler, 11/10/85-10/12/86**
Kevin Butler, 9/9-12/9/90
12 George Blanda, 11/11/56-11/3/57
10 George Blanda, 11/14/54-11/20/55
Mac Percival, 10/13/68-12/15/68

FIELD GOAL PCT.**Lifetime (25+ attempts)**

- 72.6 Kevin Butler, 1985-92, (172 of 237)**
62.4 Bob Thomas, 1975-84, (128 of 205)
54.4 Mac Percival, 1967-73, (99 of 182)

Season (10+)

- 81.6 Kevin Butler, 1985, (31 of 38)**
78.9 Kevin Butler, 1988; 1989, (15 of 19)
78.5 Bob Thomas, 1984, (22 of 28)

SAFETIES**Lifetime**

- 3 Steve McMichael, 1981-1992**

* NFL Record

† Tied NFL Record

RUSHING

ATTEMPTS

Lifetime

- 3,838* Walter Payton, 1975-87
 1,386 Rick Casares, 1955-67
1,313 Neal Anderson, 1986-92

Season

- 381 Walter Payton, 1984
 369 Walter Payton, 1979
 339 Walter Payton, 1977; 1981

Game

- 40 Walter Payton, 11/20/77
 39 Walter Payton, 10/7/79
 38 Walter Payton, 11/26/81

YARDS GAINED

Lifetime

- 16,726* Walter Payton, 1975-87
 5,657 Rick Casares, 1955-64
5,520 Neal Anderson, 1986-92

Season

- 1,852 Walter Payton, 1977
 1,684 Walter Payton, 1974
 1,610 Walter Payton, 1979

Game

- 275* Walter Payton, 11/20/77
 205 Walter Payton, 10/30/77
 Gale Sayers, 11/3/68
 197 Gale Sayers, 12/18/66

Long

- 86 Bill Osmanski, (TD) 10/15/39
 85 Pete Stinchcomb, (TD) 11/20/21
 82 Beattie Feathers, (TD) 10/10/34

1,000 YARDS

Seasons

- 10* Walter Payton, 1976-81; 83-86
3 Neal Anderson, 1988-90
 2 Gale Sayers, 1966; 69

Consecutive seasons

- 6 Walter Payton, 1976-81
 4 Walter Payton, 1983-86
3 Neal Anderson, 1988-90

200-YARD GAMES

Lifetime

- 2 Walter Payton, 1975-87
 1 Gale Sayers, 1965-71

Season

- 2 Walter Payton, 1977
 1 Gale Sayers, 1968

100-YARD GAMES

Lifetime

- 77* Walter Payton, 1975-87
 20 Gale Sayers, 1965-71
 13 Rick Casares, 1955-64
Neal Anderson, 1986-92

Season

- 10 Walter Payton, 1977; 1985
 9 Walter Payton, 1979; 1984
 8 Walter Payton, 1980

Consecutive games

- 9 Walter Payton, 10/13-12/8/85
 6 Walter Payton, 9/9-10/14/84
 5 Walter Payton, 11/13-12/11/77

AVERAGE GAIN

Lifetime (250+ attempts)

- 6.6 Bobby Douglass, 1969-75
 5.8 Beattie Feathers, 1934-37
 5.0 Gale Sayers, 1965-71

Season (100+)

- 9.9* Beattie Feathers, 1934
 6.9 Bobby Douglass, 1972
 6.2 Gale Sayers, 1968

Game (10+)

- 11.8 Joe Maniaci, 10/2/39
 11.6 Gale Sayers, 12/18/66
 11.2 Rick Casares, 12/16/56

TOUCHDOWNS

Lifetime

- 110* Walter Payton, 1975-87
 49 Rick Casares, 1955-64
47 Neal Anderson, 1986-92

Season

- 14 Walter Payton, 1977; 1979
 Gale Sayers, 1965
 13 Walter Payton, 1976
 12 Rick Casares, 1956
Neal Anderson, 1988

Game

- 4 Rick Casares, 10/28/56; 12/6/59
 Gale Sayers, 12/12/65
 Bobby Douglass, 11/4/73
3 Last: Neal Anderson, 10/8/89

Consecutive games

- 7 Gale Sayers, 10/26-12/6/69
 Walter Payton, 10/3-11/14/76
 6 Beattie Feathers, 9/30-10/28/34
 Johnny Lujack, 10/1-11/12/50
 Rick Casares, 11/1-12/6/59
 Gale Sayers, 11/14-12/19/65
5 Last: Neal Anderson, 10/7-11/11/90

* NFL Record

† Tied NFL Record

PASSING

QB RATING

Lifetime (400+ attempts)

80.4 Jim McMahon, 1982-88

75.0 Sid Luckman, 1939-50

74.6 Jim Harbaugh, 1987-91

Season (100+)

107.8 Sid Luckman, 1943

97.8 Jim McMahon, 1984

95.5 Sid Luckman, 1941

ATTEMPTS

Lifetime

1,744 Sid Luckman, 1939-50

1,513 Jim McMahon, 1982-88

1,434 Jim Harbaugh, 1987-92

Season

478 Jim Harbaugh, 1991

436 Vince Evans, 1981

412 Bill Wade, 1962

Game

57 Bill Wade, 10/25/64

52 Johnny Lujack, 10/23/49

50 Jack Concannon, 12/20/70

COMPLETIONS

Lifetime

904 Sid Luckman, 1939-50

874 Jim McMahon, 1982-88

823 Jim Harbaugh, 1987-92

Season

275 Jim Harbaugh, 1991

225 Bill Wade, 1962

195 Vince Evans, 1981

Game

33 Bill Wade, 10/25/64

31 Virgil Carter, 12/6/69

29 Johnny Lujack, 10/23/49

Consecutive

13 Rudy Bukich, 11/22-11/26/64

Jim Harbaugh, 10/23/92

11 Mike Tomczak, 10/2/89

10 Vince Evans, 12/7/80

Jim Harbaugh, 11/25/90; 12/2/90

Long

98 Bill Wade, 10/8/61 (TD to Farrington)

93 Jack Concannon, 11/19/67 (TD to Gordon)

91 Ed Brown, 10/16/60 (TD to Dewveall)

COMPLETION PERCENTAGE

Lifetime (250+ completions)

57.8 Jim McMahon, 1982-88 (874 of 1,513)

57.4 Jim Harbaugh, 1987-92 (823 of 1,434)

54.5 Bill Wade, 1961-66 (767 of 1,407)

Season (60+)

62.4 Jim Harbaugh, 1989 (111 of 178)

61.9 Rudy Bukich, 1964 (99 of 160)

59.5 Jim McMahon, 1987 (125 of 210)

Games (10+)

86.7 Bob Williams, 10/12/52 (13 of 15)

83.3 Gene Ronzani, 10/22/44 (10 of 12)

Ed Brown, 11/20/55 (15 of 18)

Bill Wade, 11/8/64 (10 of 12)

YARDS

Lifetime

14,686 Sid Luckman, 1939-50

11,203 Jim McMahon, 1982-88

9,958 Bill Wade, 1961-66

9,565 Jim Harbaugh, 1987-92

Season

3,172 Bill Wade, 1962

3,121 Jim Harbaugh, 1991

2,712 Sid Luckman, 1947

Game

468 Johnny Lujack, 12/11/49

466 Bill Wade, 11/18/62

433 Sid Luckman, 11/14/43

300-YARD GAMES

Lifetime

9 Bill Wade, 1961-66

4 George Blanda, 1949-58

3 Sid Luckman, 1939-50

Johnny Lujack, 1949-51

Vince Evans, 1977-82

Season

4 Bill Wade, 1962

3 Bill Wade, 1961

Consecutive games

2 Sid Luckman, 10/12-10/19/47

George Blanda, 10/17-10/24/54

Bill Wade, 10/14-10/21/62; 11/18-

11/25/62

TOUCHDOWN PASSES

Lifetime

137 Sid Luckman, 1939-50

68 Bill Wade, 1961-66

67 Jim McMahon, 1982-88

Season

28 Sid Luckman, 1943

24 Sid Luckman, 1947

23 Johnny Lujack, 1949

Game

7* Sid Luckman, 11/14/43

6 Johnny Lujack, 12/11/49

5 Ray Buivid, 12/5/37

Consecutive games

- 19 Sid Luckman, 11/22/42-11/26/44
- 14 Sid Luckman, 10/12/47-10/17/48

PASSES INTERCEPTED

Lifetime

- 132 Sid Luckman, 1939-50
- 88 Ed Brown, 1954-61
- 70 George Blanda, 1949-58

Season

- 31 Sid Luckman, 1947
- 24 Bill Wade, 1962
- George Blanda, 1953
- 22 Johnny Lujack, 1949

Game

- 7 Edmund (Zeke) Bratkowski, 10/2/60
- 5 Last: Larry Rakestraw, 11/22/68

PASSES NOT INTERCEPTED

Consecutive

- 173 Jim Harbaugh, 10/28-12/9/90
- 134 Jim McMahon, 9/2-11/4/84

Game

- 46 Bill Wade, 10/11/64
- 42 Jim Harbaugh, 9/23/91
- 40 Jim Harbaugh, 11/24/91

LOWEST INTERCEPTION PCT.

Lifetime (400+ attempts)

- 3.14 Jim Harbaugh, 1987-92 (45 int, 1,434 att)
- 3.70 Jim McMahon, 1982-88 (56 int, 1,513 att)
- 4.69 Bill Wade, 1961-66 (66 int, 1,407 att)

Season (100+)

- 1.40 Jim McMahon, 1984 (2 int, 143 att)
- 1.92 Jim Harbaugh, 1990 (6 int, 312 att)
- 2.88 Rudy Bukich, 1965 (9 int, 312 att)

AVERAGE GAIN PER ATTEMPT

Lifetime (400+ passes)

- 8.42 Sid Luckman, 1939-50
- 8.23 Bernie Masterson, 1934-40
- 7.79 Johnny Lujack, 1948-51

Season (100+)

- 10.86 Sid Luckman, 1943
- 9.924 Sid Luckman, 1941
- 9.923 Ed Brown, 1956

Game (10+)

- 17.1 Charlie O'Rourke, 11/22/42
- 16.9 Sid Luckman, 10/5/41
- 16.7 Gene Ronzani, 10/22/44

RECEIVING

RECEPTIONS

Lifetime

- 492 Walter Payton, 1975-87
- 356 Johnny Morris, 1958-67
- 316 Mike Ditka, 1961-66

Season

- 93 Johnny Morris, 1964
- 75 Mike Ditka, 1964
- 71 Dick Gordon, 1970

Game

- 14 Jim Keane, 10/23/49
- 13 Mike Ditka, 10/25/64
- 11 Johnny Morris, 10/11/64

Consecutive Games

- 49 Mike Ditka, 12/3/61-10/10/65
- 45 Walter Payton, 12/16/84-12/27/87
- 34 Willie Gault, 11/17/85-12/27/87

YARDS

Lifetime

- 5,059 Johnny Morris, 1958-67
- 4,616 Harlon Hill, 1954-61
- 4,538 Walter Payton, 1975-87

Season

- 1,200 Johnny Morris, 1964
- 1,128 Harlon Hill, 1956
- 1,124 Harlon Hill, 1954

Game

- 214 Harlon Hill, 10/31/54
- 201 Johnny Morris, 11/18/62
- 198 Harlon Hill, 10/21/56

Long

- 98 John Farrington (TD), 10/8/61
- 93 Dick Gordon (TD), 11/19/67
- 91 Willard Dewveall (TD), 10/16/60

1,000 YARDS

Seasons

- 2 Harlon Hill, 1954; 1956
- 1 Mike Ditka, 1961
- Johnny Morris, 1964
- Dick Gordon, 1970

100-YARD GAMES

Lifetime

- 19 Harlon Hill, 1954-61
- 15 Johnny Morris, 1958-67
- 14 Mike Ditka, 1961-66

Season

- 7 Harlon Hill, 1954
- 6 Harlon Hill, 1956
- Johnny Morris, 1964

5 Mike Ditka, 1961

Consecutive games

3 Harlon Hill, 11/11-11/25/56

2 Last: Willie Gault, 9/18-9/25/83

AVERAGE GAIN

Lifetime (100+ attempts)

22.4 Ken Kavanaugh, 1940-41, 45-50

21.7 Ray (Scooter) McLean, 1940-47

20.4 Harlon Hill, 1954-61

Season (30+)

25.6 Ken Kavanaugh, 1947

25.0 Harlon Hill, 1954

24.0 Harlon Hill, 1956

Game (4+)

44.8 Dick Gordon, 11/19/67

37.5 Gene Schroeder, 12/16/51

37.0 Billy Stone, 11/23/52

TOUCHDOWNS

Lifetime

50 Ken Kavanaugh, 1940-41, 45-50

40 Harlon Hill, 1954-61

35 Dick Gordon, 1965-71

Season

13 Ken Kavanaugh, 1947

Dick Gordon, 1970

12 Harlon Hill, 1954

Mike Ditka, 1961

11 Harlon Hill, 1956

Game

4 Harlon Hill, 10/31/54

Mike Ditka, 10/13/63

3 Last: Willie Gault, 9/18/83

Consecutive games

7 Ken Kavanaugh, 11/2-12/14/47

5 Mike Ditka, 10/22-11/19/61

Dennis McKinnon, 9/8-10/5/85

INTERCEPTIONS

INTERCEPTIONS BY

Lifetime

38 Gary Fencik, 1976-87

37 Richie Petitbon, 1959-68

27 Bennie McRae, 1962-70

Season

10 Mark Carrier, 1990

9 Roosevelt Taylor, 1963

8 Clyde (Bulldog) Turner, 1942

Johnny Lujack, 1948

Richie Petitbon, 1963

Vestee Jackson, 1988

Game

3 Hank Margarita, 11/11/45

Johnny Lujack, 9/26/48

Richie Petitbon, 9/24/67

Curtis Gentry, 11/19/67

Ross Brupbacher, 12/12/76

Mark Carrier, 12/9/90

2 Last: Donnell Woolford, 12/20/92

Consecutive games

4 Last: Dave Duerson, 9/14-10/5/86

YARDS RETURNED

Lifetime

643 Richie Petitbon, 1959-68

485 Bennie McRae, 1962-70

483 Gary Fencik, 1976-87

Season

212 Richie Petitbon, 1962

182 JC Caroline, 1956

172 Don Kindt, 1953

Roosevelt Taylor, 1963

Game

101 Richie Petitbon, 12/9/62

96 Clyde (Bulldog) Turner, 10/26/47

Roosevelt Taylor, 10/20/68

92 Todd Bell, 11/22/81

Long

101 Richie Petitbon, (TD) 12/9/62

96 Clyde (Bulldog) Turner, (TD) 10/26/47

Roosevelt Taylor, (TD) 10/20/68

92 Todd Bell, (TD) 11/22/81

TOUCHDOWNS

Lifetime

4 Bennie McRae, 1962-70

3 Richie Petitbon, 1959-68

Roosevelt Taylor, 1961-69

Season

2 Jerry Weatherly, 1950

JC Caroline, 1956

Bennie McRae, 1967

Game

1 Last: Lemuel Stinson, 11/11/91

* NFL Record

† Tied NFL Record

PUNTING

PUNTS

Lifetime

- 878 Bob Parsons, 1972-83
- 833 Bobby Joe Green, 1962-73
- 354 Maury Buford, 1985-86; 89-91

Season

- 114* Bob Parsons, 1981
- 99 Bob Parsons, 1976
- 96 Bob Parsons, 1978

Game

- 14 Keith Molesworth, 12/10/33
- 11 Last: Dave Finzer, 12/3/84

YARDS

Lifetime

- 35,057 Bobby Joe Green, 1962-73
- 34,180 Bob Parsons, 1972-83
- 14,451 Maury Buford, 1985-86; 89-91

Season

- 4,531 Bob Parsons, 1981
- 3,726 Bob Parsons, 1976
- 3,625 Bob Parsons, 1975

Game

- 517 Keith Molesworth, 12/10/33
- 476 Bob Parsons, 11/6/77
- 471 George Gulyanics, 11/14/48

Long

- 94 Joe Lintzenich, 11/16/31
- 87 Dave Finzer, 10/7/84
- 81 Bob Parsons, 12/4/82

GROSS AVERAGE

Lifetime (75+ punts)

- 44.5 George Gulyanics, 1947-52
- 42.9 Chris Gardocki, 1991-92**
- 42.1 Bobby Joe Green, 1962-73

Season (30+)

- 46.5 Bobby Joe Green, 1963
- 44.5 Bobby Joe Green, 1964
- 44.2 George Gulyanics, 1948

Game (4+)

- 57.3 Fred (Curley) Morrison, 11/16/52
- 54.6 Maury Buford, 10/21/85
- 54.0 Maury Buford, 10/6/85

INSIDE 20

Lifetime

- 158 Bob Parsons, 1972-83
- 94 Maury Buford, 1985-86; 89-91
- 27 Bryan Wagner, 1987-88

Season

- 31 Bob Parsons, 1981
- 26 Bob Parsons, 1979
- Dave Finzer, 1984
- 22 Maury Buford, 1990

Game

- 5 Bob Parsons, 11/6/77
- 4 Bob Parsons, 12/9/79
- Dave Finzer, 10/7/84; 12/3/84
- Maury Buford, 10/2/89
- 3 Last: Maury Buford, 12/2/90

HAD BLOCKED

Lifetime

- 5 Ed Brown, 1954-61
- Bob Parsons, 1972-83
- Maury Buford, 1985-86; 89-90
- 4 Fred (Curley) Morrison, 1950-53

Season

- 2 Last: Maury Buford, 1990

Game

- 2 Jon Kilgore, 12/8/68
- Ray Stachowicz, 12/11/83
- 1 Last: Maury Buford, 11/24/91

PUNT RETURNS

RETURNS

Lifetime

- 127 Dennis McKinnon, 1983-85; 87-89
- 123 Jeff Fisher, 1981-84
- 112 George McAfee, 1940-41, 45-50

Season

- 58 Jeff Fisher, 1984
- 57 Lew Barnes, 1986
- 43 Jeff Fisher, 1981

Game

- 8 Jeff Fisher, 12/16/84
- 7 George McAfee, 10/15/50
- Ron Smith, 10/15/72
- Steve Schubert, 12/4/77
- Dennis McKinnon, 12/4/83

YARDS

Lifetime

- 1,431 George McAfee, 1940-41, 45-50
- 1,171 Dennis McKinnon, 1983-85; 87-89
- 1,137 Jeff Fisher, 1981-84

Season

- 509 Jeff Fisher, 1981
- 492 Jeff Fisher, 1984
- 482 Lew Barnes, 1986

Game

- 134 Gale Sayers, 12/12/65
- Dennis McKinnon, 9/14/87
- 108 George McAfee, 10/10/48
- 103 Jeff Fisher, 12/16/84

Long

- 95 Johnny Bailey (TD), 12/29/90
 94 Dennis McKinnon (TD), 9/14/87
 89 Ray (Scooter) McLean, (TD) 10/11/42

AVERAGE**Lifetime (50+ returns)**

- 12.8* George McAfee, 1940-41, 45-50
 11.3 JR Boone, 1948-51
 9.2 Jeff Fisher, 1981-84
 Dennis McKinnon, 1983-85;87-89

Season (1+ per game)

- 15.8 Harry Clark, 1943
 14.9 Gale Sayers, 1965
 14.5 George McAfee, 1947

Game (3+)

- 36.0 George McAfee, 10/10/48
 34.0 Ray (Scooter) McLean, 10/11/42
 26.8 Gale Sayers, 12/12/65
 Dennis McKinnon, 9/14/87

TOUCHDOWNS**Lifetime**

- 3 Ray (Scooter) McLean, 1940-47
 Steve Schubert, 1975-79
 Dennis McKinnon, 1983-85;87-89
 2 George McAfee, 1940-41, 45-50
 Gale Sayers, 1965-71
 Steve Schubert, 1975-78

Season

- 2 Dennis McKinnon, 1987

Game

- 1 Last: Johnny Bailey, 12/29/90

FAIR CATCHES**Lifetime**

- 47 Steve Schubert, 1975-79
 40 Jeff Fisher, 1981-84
 32 Gale Sayers, 1965-71

Season

- 21 Steve Schubert, 1978
 20 Jeff Fisher, 1981
 17 Cecil Turner, 1968

Game

- 5 Johnny Bailey, 10/17/91
 4 Cecil Turner, 10/27/68
 Steve Schubert, 10/8/78; 12/10/78
 3 Last: Johnny Bailey, 9/9/90

**KICKOFF RETURNS
RETURNS****Lifetime**

- 192 Dennis Gentry, 1982-92
 108 Cecil Turner, 1968-73
 91 Gale Sayers, 1965-71

Season

- 31 Cecil Turner, 1971
 30 Ron Smith, 1972
 29 Brian Baschnagel, 1976

Game

- 8 Brian Baschnagel, 11/6/77
 6 Last: Dennis Gentry, 12/23/91

YARDS**Lifetime**

- 4,353 Dennis Gentry, 1982-92
 2,781 Gale Sayers, 1965-71
 2,616 Cecil Turner, 1968-73

Season

- 924 Ron Smith, 1972
 754 Brian Baschnagel, 1976
 752 Cecil Turner, 1970

Game

- 208 Ron Smith, 11/19/72
 185 Brian Baschnagel, 11/6/77
 178 Ron Smith, 12/17/72

Long

- 103 Gale Sayers, (TD) 9/17/67
 100 Don Bingham, (TD) 11/18/56
 99 Willie Galimore, (TD) 10/4/58
 Willie Gault, (TD) 9/29/85

AVERAGE**Lifetime (50+ returns)**

- 30.6* Gale Sayers, 1965-71
 26.6 Ron Smith, 1965, 70-72
 24.7 Charlie Bivins, 1960-65

Season (1+ per game)

- 37.7 Gale Sayers, 1967
 32.7 Cecil Turner, 1970
 31.7 Walter Payton, 1975

Game (3+)

- 52.0 Cecil Turner, 9/19/70
 48.7 Dick Gordon, 9/16/66
 48.3 Gale Sayers, 12/3/67

TOUCHDOWNS**Lifetime**

- 6† Gale Sayers, 1965-71
 4 Cecil Turner, 1968-73
 3 Dennis Gentry, 1982-92

* NFL Record

† Tied NFL Record

Season

- 4† Cecil Turner, 1970
- 3 Gale Sayers, 1967
- 2 Gale Sayers, 1966

Game

- 1 Last: Darren Lewis, 11/8/92

FUMBLES**FUMBLES****Lifetime**

- 85 Walter Payton, 1975-87
- 35 Rick Casares, 1955-64
- 34 Willie Galimore, 1957-63
Gale Sayers, 1965-71

Season

- 14 Gary Huff, 1974
- 13 Carl Garrett, 1973
- 12 Chick Jagade, 1954
Rudy Bukich, 1965

Game

- 4 Hugh Gallarneau, 12/1/46
Rudy Bukich, 12/5/65
Vince Evans, 11/15/81
Rusty Lisch, 12/9/84
- 3 Last: Jim Harbaugh, 11/28/91

OWN RECOVERED**Lifetime**

- 18 Walter Payton, 1975-87
- 13 Gale Sayers, 1965-71
- 10 Ed Brown, 1954-61

Season

- 7 Gary Huff, 1974
- 6 Jack Concannon, 1970
- 5 Bobby Douglass, 1972

Game

- 3 Gary Huff, 9/15/74
Virgil Livers, 10/5/75

OPPONENTS' RECOVERED**Lifetime**

- 25 Dick Butkus, 1965-73
- 21 Joe Fortunato, 1955-66
- 17 Mike Hartenstine, 1975-86

Season

- 6 Dick Butkus, 1965
- 5 Ed O'Bradovich, 1962
- 4 Last: Mike Singletary, 1984

Game

- 2 Last: Egypt Allen, 10/18/87

YARDS RET. OWN FUMBLES**Lifetime**

- 36 John Adams, 1959-62
- 24 Ike Hill, 1973-74
- 22 Ron Bull, 1962-70

Season

- 36 John Adams, 1961 (11/19)
- 24 Ike Hill, 1973 (11/12)
- 21 Ron Bull, 1962 (11/4)

Game

(Same as "Season")

Long

(Same as "Season")

YARDS RET. OPP.'S FUMBLES**Lifetime**

- 128 Charlie Sumner, 1955, 58-60
- 110 Ed Sprinkle, 1944-55
- 98 George Halas, 1920-29

Season

- 101 Charlie Sumner, 1958
- 98 George Halas, 1923
- 84 Larry Brink, 1954

Game

- 98 George Halas, (TD) 11/4/23
- 86 Charlie Sumner, (TD) 12/7/58
- 84 Larry Brink, (TD) 11/28/54

Long

(Same as "Game")

TOUCHDOWNS OWN FUMBLES**Lifetime**

- 2 Ken Kavanaugh, 1940-41, 45-50
- Mike Ditka, 1961-66

Season

- 1 Last: Johnny Musso, 11/30/76

Game

- 1 Last: Johnny Musso, 11/30/76

TOUCHDOWNS OPP.'S FUMBLES**Lifetime**

- 2 Fred Evans, 1948
- Ed Sprinkle, 1944-55

Season

- 2 Fred Evans, 1948

Game

- 2 Fred Evans, 11/28/48
- 1 Last: Wilber Marshall, 10/26/86

* NFL Record

† Tied NFL Record

SACKS

(Since 1970)

Lifetime

- 112.0 Richard Dent, 1983-92
- 86.5 Steve McMichael, 1981-92
- 82.0 Dan Hampton, 1979-90

Season

- 17.5 Richard Dent, 1984
- 17.0 Richard Dent, 1985
- 15.0 Jim Osborne, 1976

Game

- 4.5 Richard Dent, 11/4/84; 12/27/87
- 4.0 Jim Osborne, 9/23/73
- 3.5 Alan Page, 12/20/81
- Jim Althoff, 10/11/87

Consecutive games (at least .5 sack)

- 6 Steve McMichael, 10/29-12/3/89
- 5 Steve McMichael, 11/6-12/4/83; 10/27/91-11/24/91
- 4 Last: Richard Dent, 10/18-11/8/92

TAKEAWAYS

(Int & Opp. Fumbles Recovered)

Lifetime

- 50 Gary Fencik, 1976-87 (38 int, 12 fum)
- 47 Dick Butkus, 1965-73 (22 int, 25 fum)
- 44 Richie Petitbon, 1959-68 (37 int, 7 fum)

Season

- 12 Roosevelt Taylor, 1963 (9 int, 3 fum)
- Mark Carrier, 1990 (10 int, 2 fum)
- 11 Dick Butkus, 1965 (5 int, 6 fum)
- 10 Richie Petitbon, 1963 (8 int, 2 fum)
- Ross Brupbacher, 1976 (7 int, 3 fum)

Game

- 4 Bill George, 12/3/61 (2 int, 2 fum)
- 3 Last: Mark Carrier, 12/9/90 (3 int)

NET YARDS

(Rushes, receptions, & returns)

ATTEMPTS

Lifetime

- 4,368* Walter Payton, 1975-87
- 1,579 Rick Casares, 1955-64
- 1,386 Neal Anderson, 1986-91

Season

- 426 Walter Payton, 1984
- 400 Walter Payton, 1979
- 383 Walter Payton, 1978

Game

- 41 Walter Payton, 11/20/77; 10/7/79
- 40 Walter Payton, 11/26/81
- 39 Walter Payton, 10/25/81

YARDS

Lifetime

- 21,803* Walter Payton, 1975-87
- 9,435 Gale Sayers, 1965-71
- 8,276 Johnny Morris, 1958-67

Season

- 2,440 Gale Sayers, 1966
- 2,272 Gale Sayers, 1965
- 2,216 Walter Payton, 1977

Game

- 339 Gale Sayers, 12/18/66
- 336 Gale Sayers, 12/12/65
- 300 Walter Payton, 12/21/75

* NFL Record

† Tied NFL Record

MARGIN OF VICTORY & DEFEAT

In their 73-year history, the Bears have played 996 games (including post-season contests). They are 155-85 (.645) in contests decided by 20-or-more points, 193-161 (.545) when the final score is within seven, and 101-75 (.574) in three-point games—including 28-21 in one-point battles. Following is a list of the Bears biggest wins and losses:

Bears Win

| | | |
|-----------------------|----------|------|
| 73* at Washington | 12/8/40 | 73-0 |
| 57 at Baltimore | 11/25/62 | 57-0 |
| 54 vs. Green Bay | 12/7/80 | 61-7 |
| 49 at New York Giants | 11/14/43 | 56-7 |
| 49 vs. Detroit | 10/19/41 | 49-0 |

* Playoff game

Bears Lose

| | | |
|------------------|----------|------|
| 52 at Baltimore | 9/27/64 | 52-0 |
| 49 at Green Bay | 9/30/62 | 49-0 |
| 47 at Houston | 11/6/77 | 47-0 |
| 42 at Cleveland | 12/11/60 | 42-0 |
| 42 at Detroit | 9/22/68 | 42-0 |
| 42 at Washington | 12/15/74 | 42-0 |

OPP'S INDIVIDUAL GAME RECORDS

SCORING

Points

- 40* Ernie Nevers, Chi. Cards, 11/28/29
36 Dub Jones, Clev., 11/25/51
24 Lenny Moore, Balt., 10/4/58
Jim Taylor, GB, 11/4/62

Touchdowns

- 6† Ernie Nevers, Chi. Cards, 11/28/29
Dub Jones, Clev., 11/25/51
4 Lenny Moore, Balt., 10/4/58
Jim Taylor, GB, 11/4/62

Field goals

- 5 Curt Knight, Wash., 11/14/71
Fred Cox, Min., 9/23/73
Nick Lowery, KC, 12/29/90
4 Last: Mike Cofer, SF, 12/24/89

Field goal attempts

- 7 Mike Clark, Dal., 11/24/68
6 Curt Knight, Wash., 11/14/71
Fred Cox, Min., 9/23/73

Long field goal

- 60 Morten Andersen, NO, 10/27/91
56 Bert Rechichar, Balt., 9/27/53
55 Pat Leahy, NY Jets, 12/14/85

RUSHING

Attempts

- 35 John Stephens, NE, 10/30/88
34 Eric Dickerson, LA Rams, 11/6/83
33 Jim Otis, St. L., 12/12/75
Wayne Wilson, NO, 9/19/82

Yards

- 206 Earl Campbell, Hou., 11/16/80
194 Alan Ameche, Balt., 9/25/55
186 Paul Younger, LA Rams, 10/24/54

Touchdowns

- 6† Ernie Nevers, Chi. Cards, 11/28/29
4 Dub Jones, Clev., 11/25/51
Jim Taylor, GB, 11/4/62
3 Last: Larry Csonka, Mia., 9/23/79

Long

- 97 Bobby Gage, Pit., 12/4/49
84 Tom Harmon, LA Rams, 10/13/46
80 Clinton Jones, Min., 11/2/69

PASSING

Attempts

- 62 Randall Cunningham, Phil., 10/2/89
55 Tommy Kramer, Min., 9/19/85
54 John Brodie, SF, 11/13/66

Completions

- 32 Randall Cunningham, Phil., 10/2/89
30 Vince Ferragamo, LA Rams, 12/26/82
Mark Rypien, Wash., 11/26/89
28 John Brodie, SF, 11/13/66
Chris Miller, Atl, 11/11/90

Yards

- 509 Vince Ferragamo, LA Rams, 12/26/82
436 Tommy Kramer, Min., 9/19/85
401 Mark Rypien, Wash., 11/26/89

Touchdowns

- 5 Steve Spurrier, SF, 11/19/72
Tommy Kramer, Min., 11/28/82
4 Last: Rodney Peete, Det., 12/16/90

Interceptions

- 5 Last: Mark Rypien, Wash., 12/9/90

Consecutive completions

- 12 Jim Hart, St. L., 9/25/77

Long

- 99† Sonny Jurgensen, Wash., 9/15/68
97 Pat Coffee, Chi. Cards, 12/5/37
Bernie Kosar, Clev., 10/23/89
94 Eric Hipple, Det., 10/19/81

Times sacked

- 11 Archie Manning, Min., 10/20/84
10 Guido Merkins, Phil., 10/4/87
8 Tony Adams, Min., 10/11/87

RECEIVING

Receptions

- 13 Bob Anderson, Den., 9/30/73
12 Gene Casey, SF, 11/13/66
11 Pete Pihos, Phil., 12/11/55

Yards

- 225 Bernie Casey, SF, 11/13/66
201 Gene Roberts, NY Giants, 10/23/49
192 Billy Wilson, SF, 10/23/55

Touchdowns

- 3 Last: Jerry Rice, SF, 12/14/87

Long

- 99† Gerry Allen, Wash., 9/15/68
97 Gaynell Tinsley, Chi. Cards, 12/5/37
Webster Slaughter, Clev., 10/23/89
94 Leonard Thompson, Det., 10/19/81

INTERCEPTIONS

Interceptions

- 3 Last: Reggie Sutton, NO, 10/18/87

* NFL Record

† Tied NFL Record

Yards

- 167 Dick Jauron, Det., 11/18/73
- 121 Milt Davis, Balt., 11/17/57
- 115 Bernie Parrish, Clev., 12/11/60

Touchdowns

- 2† Bobby Franklin, Clev., 12/11/60

Long

- 102 Bob Smith, Det., 11/24/49
- 99 Rick Sanford, NE, 12/5/82
- 95 Dick Jauron, Det., 11/18/73

PUNTING

Punts

- 14 Dick Nesbitt, Chi. Cards, 11/30/33
- 11 Last: Rich Camarillo, NE, 9/15/85

Average

- 61.8* Bob Cifers, Det., 11/24/46
- 55.8 Sammy Baugh, Wash., 11/17/40
- 54.5 Tommy Davis, SF, 11/19/61

Long

- 84 Doug Russell, Chi. Cards, 9/11/38
- 79 Tommy Davis, SF, 11/19/61
- 75 Rich Camarillo, NE, 9/15/85

* NFL Record

† Tied NFL Record

PUNT RETURNS

Returns

- 7 Danny Reece, TB, 12/2/79
- 6 Last: Robbie Martin, Det., 9/12/82

Yards

- 122 Hugh McElhenny, SF, 10/19/52
- 118 Jon Arnett, LA Rams, 11/2/58
- 108 Al Dodd, Atl., 10/13/74

Fair catches

- 7 Lem Barney, Det., 11/21/76
- 5 Willie Wood, GB, 11/15/70

Long

- 95 Steve Odom, GB, 11/10/74
- 94 Hugh McElhenny, SF, 10/19/52
- 93 Veryl Switzer, GB, 11/7/54

KICKOFF RETURNS

Returns

- 7 Last: Darrin Nelson, Min., 11/25/84

Yards

- 202 Carver Shannon, LA Rams, 10/13/63
- 184 Al Carmichael, GB, 10/6/55
- 182 Buster Rhymes, Min., 9/19/85

Long

- 106* Al Carmichael, GB, 10/7/56
- 102 Ron Jessie, Det., 10/24/71
- 101 Bill Jefferson, Det., 11/23/41

LONGEST PLAYS AT SOLDIER FIELD

(Since Bears moved from Wrigley Field after the 1970 season)

RUN

- Bears — 80 Neal Anderson, vs. GB,
11/27/88
- Opp. — 68 Keith Woodside, GB, 12/17/89

PASS

- Bears — 89 Vince Evans, vs. Min., 9/21/80
- Opp. — 90 Tony Eason, NE, 9/15/85

CATCH

- Bears — 89 Rickey Watts, vs. Min., 9/21/80
- Opp. — 90 Craig James, NE, 9/15/85

PUNT

- Bears — 87 Dave Finzer, vs. NO, 10/7/84
- Opp. — 75 Rich Camarillo, NE, 9/15/85

PUNT RETURN

- Bears — 95 Johnny Bailey, vs. KC, 12/29/90
- Opp. — 77 Lee Nelson, St. L., 12/16/79

KICKOFF RETURN

- Bears — 99 Willie Gault, vs. Wash, 9/29/85
- Opp. — 97 Del Rodgers, GB, 12/9/84

INTERCEPTION RETURN

- Bears — 92 Todd Bell, vs. Det., 11/22/81
- Opp. — 99 Rick Sanford, NE, 12/5/82

FIELD GOAL

- Bears — 52 Bob Thomas, vs. Det., 11/18/84
Kevin Butler, vs. GB, 11/29/87
Kevin Butler, vs. Min., 9/23/90
- Opp. — 52 Fred Cox, Min., 10/27/75

BEARS TEAM RECORDS

OFFENSE

WON-LOST

WINNING PERCENTAGE

Highest, season
1.000† 1934 (13 games) 13-0
1942 (11 games) 11-0

Lowest, season
.071 1969 (14 games) 1-13

CONSECUTIVE GAMES

Won
17* 11/26/33—12/2/34
16 11/9/41—12/6/42

Without losing
24 11/9/41—11/14/43 (23-0-1)

Wins at home
17 11/24/32—10/20/35

Wins on the road
10 9/28/41—12/6/42

Lcst
8 12/15/68—11/2/69; 9/25—11/2/78

Without winning
11 11/3/29—10/5/30 (0-9-2)

Losses at home
8 11/23/69—11/8/70

Losses on the road
16 11/12/73—11/30/75

SCORING

POINTS

Most, season
456 1985 (16 games)
409 1965 (14 games)
396 1941 (11 games)

Fewest, season
133 1933 (13 games)
141 1982 (9 games)
145 1931 (13 games)

Most, game
61 vs. SF, 12/12/65
vs. GB, 12/7/80

Most, first half
41 vs. Wash. (20, 21) 11/28/48

Most, second half
49 at Phil. (21, 28) 11/30/41

Most, first quarter
21 vs. Chi. Cards, 10/11/42; vs.
Wash. 11/9/80; vs. Clev. 9/7/86;
vs. Cin. 9/28/86

Most, second quarter
31 vs. Wash. 9/29/85

Most, third quarter
27 vs. Chi. Cards 9/5/37

Most, fourth quarter
28 vs. Phil. 11/30/41; vs. Min.
9/17/89

TOUCHDOWNS

Most, season
56 1941 (11 games)
54 1965 (14 games)

Fewest, season
16 1933 (13 games)
1982 (9 games)

Most, game
9 vs. SF, 12/12/65
vs. GB, 12/7/80

EXTRA POINTS MADE

Most, season
52 1965 (14 games)
51 1985 (16 games)
1948 (12 games)

Fewest, season
15 1933 (13 games)
1932 (14 games)
16 1982 (9 games)

Most, game
8 at NY, 11/14/43
at Wash., 10/26/47

Most, season (no misses)
51 1985 (16 games)

EXTRA POINTS MISSED

Most, season
11 1939 (11 games)
1941 (11 games)

Most, game
3 at Phil., 10/13/35
at NY, 11/8/36
at Pit., 10/2/39
vs. Chi. Cards., 10/12/41
vs. Clev., 11/9/41

FIELD GOALS MADE

Most, season
31 1985 (16 games)
28 1986 (16 games)
26 1990 (16 games)

* NFL Record

† Tied NFL Record

Fewest, season

| | |
|----|-----------------|
| 0† | 1944 (10 games) |
| | 1947 (12 games) |
| | Since 1961: |
| 8 | 1969 (14 games) |

Most, game

| | |
|---|--------------------|
| 5 | vs. Det., 12/3/61 |
| | at Phil., 10/20/68 |

FIELD GOALS ATTEMPTED**Most, season**

| | |
|----|-----------------|
| 41 | 1986 (16 games) |
| 38 | 1985 (16 games) |
| 37 | 1990 (16 games) |

Fewest, season

| | |
|----|-----------------|
| 0 | 1944 (10 games) |
| | Since 1961: |
| 13 | 1974 (14 games) |

Most, game

| | |
|---|------------------|
| 7 | vs. GB, 11/17/63 |
|---|------------------|

SAFETIES**Most, season**

| | |
|---|-----------------------|
| 3 | 1985 (16 games) |
| 2 | Last: 1986 (16 games) |

Most, game

| | |
|---|-------------------|
| 2 | vs. Pit., 11/9/69 |
|---|-------------------|

FIRST DOWNS**TOTAL****Most, season**

| | |
|-----|-----------------|
| 343 | 1985 (16 games) |
| 319 | 1987 (15 games) |
| 317 | 1991 (16 games) |

Fewest, season

| | |
|-----|-----------------|
| 114 | 1937 (11 games) |
| 115 | 1933 (13 games) |
| | Since 1961: |
| 133 | 1982 (9 games) |

Most, game

| | |
|----|----------------------|
| 33 | vs. GB, 12/7/80 |
| 30 | at NY Yanks, 12/9/51 |
| 28 | at Min., 11/11/91 |

Fewest, game

| | |
|---|------------------|
| 2 | vs. GB, 12/10/33 |
|---|------------------|

RUSHING**Most, season**

| | |
|-----|-----------------|
| 176 | 1985 (16 games) |
| 166 | 1986 (16 games) |
| 154 | 1983 (16 games) |

Fewest, season

| | |
|----|-----------------|
| 55 | 1970 (14 games) |
|----|-----------------|

Most, game

| | |
|----|-----------------|
| 19 | vs. GB, 11/6/55 |
| | at GB, 10/30/77 |

Fewest, game

| | |
|---|--------------------------|
| 0 | vs. Chi. Cards, 10/14/45 |
| | at Balt., 10/5/57 |

PASSING**Most, season**

| | |
|-----|-----------------|
| 168 | 1991 (16 games) |
| 157 | 1992 (16 games) |
| 156 | 1987 (15 games) |

Fewest, season

| | |
|----|-----------------|
| 41 | 1940 (11 games) |
| 48 | 1942 (11 games) |
| 54 | 1972 (14 games) |

Most, game

| | |
|----|-------------------|
| 21 | at Dal., 11/18/62 |
|----|-------------------|

Fewest, game

| | |
|---|-----------------|
| 0 | vs. GB, 11/7/37 |
| | at GB, 9/28/41 |

BY PENALTY**Most, season**

| | |
|-----|-----------------|
| 42* | 1987 (15 games) |
| 32 | 1963 (14 games) |
| | 1988 (16 games) |
| 29 | 1991 (16 games) |

Fewest, season

| | |
|----|-----------------|
| 5 | 1939 (11 games) |
| | Since 1961: |
| 12 | 1972 (14 games) |
| | 1977 (14 games) |

Most, game

| | |
|---|--------------------|
| 9 | at Clev., 11/25/51 |
|---|--------------------|

NET YARDS**(Rushing and passing)****YARDS****Most, season**

| | |
|-------|-----------------|
| 5,837 | 1985 (16 games) |
| 5,830 | 1983 (16 games) |
| 5,459 | 1986 (16 games) |

Fewest, season

| | |
|-------|-----------------|
| 2,499 | 1982 (9 games) |
| 2,641 | 1937 (11 games) |
| 3,129 | 1973 (14 games) |

Most, game

| | |
|-----|--------------------------|
| 682 | at NY Giants, 11/14/43 |
| 596 | vs. Chi. Cards, 12/11/49 |
| 594 | vs. GB, 12/7/80 |

Fewest, game

| | |
|-----|--------------------|
| 24 | vs. Det., 11/22/81 |
| 66 | at Den., 12/5/71 |
| 112 | at SD, 12/4/78 |

* NFL Record

† Tied NFL Record

RUSHING

ATTEMPTS

Most, season

| | |
|-----|-----------------|
| 674 | 1984 (16 games) |
| 634 | 1978 (16 games) |

Fewest, season

| | |
|-----|-----------------|
| 275 | 1982 (9 games) |
| 353 | 1954 (12 games) |
| | 1970 (14 games) |

Most, game

| | |
|-----|--------------------|
| 72* | vs. Brk., 10/20/35 |
|-----|--------------------|

Fewest, game

| | |
|----|--------------------|
| 13 | vs. GB, 11/22/92 |
| 14 | vs. Min., 12/13/64 |
| | at TB, 10/25/87 |

YARDS

Most, season

| | |
|-------|-----------------|
| 2,965 | 1984 (16 games) |
| 2,847 | 1934 (13 games) |

Fewest, season

| | |
|-----|----------------|
| 988 | 1982 (9 games) |
|-----|----------------|

Most, game

| | |
|-----|--------------------|
| 408 | vs. Brk., 10/20/35 |
| 406 | vs. GB, 11/6/55 |

Fewest, game

| | |
|---|----------------------|
| 1 | at LA Rams, 10/26/52 |
|---|----------------------|

AVERAGE

Highest, season

| | |
|------|-----------------|
| 5.19 | 1934 (13 games) |
| 4.75 | 1968 (14 games) |

Lowest, season

| | |
|------|-----------------|
| 3.08 | 1953 (12 games) |
| 3.09 | 1970 (14 games) |

Highest, game

| | |
|-------|------------------|
| 13.75 | at Cin., 9/30/34 |
|-------|------------------|

Lowest, game

| | |
|------|----------------------|
| 0.03 | at LA Rams, 10/26/52 |
|------|----------------------|

TOUCHDOWNS

Most, season

| | |
|----|-----------------|
| 30 | 1941 (11 games) |
|----|-----------------|

Fewest, season

| | |
|---|-----------------|
| 3 | 1933 (13 games) |
| | 1970 (14 games) |

Most, game

| | |
|---|--------------------|
| 6 | vs. Det., 10/19/41 |
|---|--------------------|

PASSING

ATTEMPTS

Most, season

| | |
|-----|-----------------|
| 498 | 1991 (16 games) |
| 494 | 1964 (14 games) |
| 493 | 1987 (15 games) |

Fewest, season

| | |
|-----|-----------------|
| 147 | 1937 (11 games) |
| | Since 1961: |
| 205 | 1972 (14 games) |

Most, game

| | |
|----|------------------------|
| 59 | at NY Giants, 10/23/49 |
| 58 | at Wash., 10/25/64 |

Fewest, game

| | |
|---|--------------------|
| 4 | vs. Det., 10/15/67 |
|---|--------------------|

COMPLETIONS

Most, season

| | |
|-----|-----------------|
| 286 | 1991 (16 games) |
| 282 | 1964 (14 games) |
| 272 | 1987 (15 games) |

Fewest, season

| | |
|----|-----------------|
| 56 | 1937 (11 games) |
| | Since 1961: |
| 78 | 1972 (14 games) |

Most, game

| | |
|----|------------------------|
| 34 | at NY Giants, 10/23/49 |
| 33 | at Wash., 10/25/64 |

Fewest, game

| | |
|---|--------------------------|
| 1 | Last: at Phil., 12/10/72 |
|---|--------------------------|

COMPLETION PERCENTAGE

Highest, season

| | |
|------|-------------------------------|
| 57.9 | 1984 (16 games), (226 of 390) |
|------|-------------------------------|

Lowest, season

| | |
|------|------------------------------|
| 29.7 | 1934 (13 games), (57 of 192) |
|------|------------------------------|

Highest, game (10+)

| | |
|------|-----------------------------|
| 83.3 | vs. GB, 12/7/80, (20 of 24) |
|------|-----------------------------|

Lowest, game (10+)

| | |
|------|-------------------------------|
| 11.7 | vs. Den., 12/12/76, (2 of 17) |
|------|-------------------------------|

YARDS

(Net since 1952)

Most, season

| | |
|-------|-----------------|
| 3,120 | 1991 (16 games) |
| 3,104 | 1954 (12 games) |
| 3,103 | 1983 (16 games) |

Fewest, season

| | |
|-------|-----------------|
| 955 | 1934 (13 games) |
| 1,108 | 1972 (14 games) |

Most, game

| | |
|-----|--------------------------|
| 488 | at NY Giants, 11/14/43 |
| 468 | vs. Chi. Cards, 12/11/49 |

Fewest, game

| | |
|-----|--------------------|
| -20 | vs. Det., 11/22/81 |
| -16 | at Hou., 11/6/77 |

AVERAGE GAIN

Highest, season

| | |
|-------|-----------------|
| 10.21 | 1941 (11 games) |
|-------|-----------------|

Lowest, season

| | |
|------|-----------------|
| 4.97 | 1943 (13 games) |
| 5.02 | 1969 (14 games) |

SACKED

Most, season

| | |
|----|-----------------|
| 55 | 1969 (14 games) |
| 53 | 1983 (16 games) |

Fewest, season

| | |
|----|-----------------|
| 20 | 1963 (14 games) |
| 24 | 1986 (16 games) |
| | 1988 (16 games) |
| 26 | 1991 (16 games) |

Most, game

| | |
|---|------------------|
| 9 | at Min., 11/2/69 |
| | at Den., 12/5/71 |

YARDS LOST

Most, season

| | |
|-----|-----------------|
| 439 | 1969 (14 games) |
|-----|-----------------|

Fewest, season

| | |
|-----|-----------------|
| 109 | 1947 (12 games) |
| 153 | 1986 (16 games) |
| 172 | 1991 (16 games) |

Most, game

| | |
|----|------------------|
| 70 | at Den., 12/5/71 |
|----|------------------|

TOUCHDOWNS

Most, season

| | |
|----|-----------------|
| 29 | 1947 (12 games) |
|----|-----------------|

Fewest, season

| | |
|---|-----------------|
| 5 | 1950 (12 games) |
|---|-----------------|

Most, game

| | |
|----|------------------------|
| 7† | at NY Giants, 11/14/43 |
|----|------------------------|

HAD INTERCEPTED

Most, season

| | |
|----|-----------------|
| 35 | 1947 (12 games) |
| | 1954 (12 games) |

Fewest, season

| | |
|----|-----------------|
| 11 | 1941 (11 games) |
| | 1982 (9 games) |
| 12 | 1945 (10 games) |
| | 1965 (14 games) |
| | 1990 (16 games) |

Most, game

| | |
|---|----------------------|
| 8 | at Det., 9/22/68 |
| 7 | vs. LA Rams, 10/9/49 |

Returned for TD, season

| | |
|----|------|
| 6* | 1992 |
|----|------|

INTERCEPTION PERCENTAGE

Highest, season

| | |
|-------|-----------------|
| 14.95 | 1942 (11 games) |
|-------|-----------------|

Lowest, season

| | |
|------|-----------------|
| 2.79 | 1990 (16 games) |
| 3.25 | 1988 (16 games) |
| 3.32 | 1965 (14 games) |

PUNTING

PUNTS

Most, season

| | |
|------|-----------------|
| 114* | 1981 (16 games) |
| 100 | 1976 (14 games) |
| 96 | 1978 (16 games) |

Fewest, season

| | |
|----|-----------------|
| 32 | 1941 (11 games) |
| 58 | 1965 (14 games) |

Most, game

| | |
|----|------------------|
| 17 | vs. GB, 10/22/33 |
| 14 | vs. GB, 12/10/33 |

Fewest, game

| | |
|---|-------------------|
| 0 | vs. GB, 11/6/55 |
| | at NY, 11/28/65 |
| | vs. Det., 10/1/72 |

GROSS AVERAGE

Highest, season

| | |
|------|-----------------|
| 46.5 | 1963 (14 games) |
|------|-----------------|

Lowest, season

| | |
|------|-----------------|
| 35.7 | 1945 (10 games) |
| 36.2 | 1983 (16 games) |

Highest, game (4+ punts)

| | |
|------|-----------------------|
| 57.3 | vs. LA Rams, 11/16/52 |
|------|-----------------------|

Lowest, game (4+)

| | |
|------|------------------------|
| 25.0 | at Card-Pitt., 12/3/44 |
|------|------------------------|

PUNT RETURNS

RETURNS

Most, season

| | |
|----|-----------------|
| 64 | 1984 (16 games) |
| 60 | 1950 (12 games) |

Fewest, season

| | |
|----|-----------------|
| 19 | 1968 (14 games) |
|----|-----------------|

Most, game

| | |
|----|--------------------------|
| 11 | vs. Chi. Cards., 10/8/50 |
|----|--------------------------|

YARDS

Most, season

| | |
|-----|-----------------|
| 781 | 1948 (12 games) |
|-----|-----------------|

Fewest, season

| | |
|----|-----------------|
| 81 | 1968 (14 games) |
|----|-----------------|

Most, game

| | |
|-----|--------------------------|
| 151 | vs. Chi. Cards, 10/12/41 |
|-----|--------------------------|

Fewest, game

| | |
|----|--------------------|
| -6 | vs. Min., 12/19/65 |
|----|--------------------|

AVERAGE

Highest, season

| | |
|------|-----------------|
| 20.2 | 1941 (11 games) |
|------|-----------------|

Lowest, season

| | |
|-----|-----------------|
| 3.4 | 1957 (12 games) |
|-----|-----------------|

* NFL Record

† Tied NFL Record

TOUCHDOWNS

Most, season

2 1941 (11 games)
1987 (15 games)

Most, game

1 Last: vs. KC, 12/29/90

FAIR CATCHES

Most, season

28 1967 (14 games)

Fewest, season

3 1975 (14 games)

Most, game

6 at St. L., 10/31/66
vs. Min., 12/10/67

KICKOFF RETURNS

RETURNS

Most, season

74 1975 (14 games)

Fewest, season

20 1942 (11 games)

Most, game

10 at Chi. Cards, 11/27/55
9 at SF, 12/23/91

Fewest, game

0 Last: at Min., 10/1/67

YARDS

Most, season

1,644 1975 (14 games)

Fewest, season

424 1963 (14 games)

Most, game

304 vs. GB, 11/9/52

Fewest, game

0 Last: at Min., 10/1/67

AVERAGE

Highest, season

29.4* 1972 (14 games)

Lowest, season

16.3* 1963 (14 games)
1990 (16 games)
16.4 1983 (16 games)

TOUCHDOWNS

Most, season

4† 1970 (14 games)
3 1967 (14 games)

Most, game

2† at GB, 9/22/40
vs. GB, 11/9/52

PENALTIES

PENALTIES

Most, season

122 1948 (12 games)

Fewest, season

57 1955 (12 games)
58 1982 (9 games)

Most, game

22† at Phil., 11/26/44

Fewest, game

0† at Clev., 10/9/38
vs. Min., 10/23/72
at Det., 11/28/91

YARDS PENALIZED

Most, season

1,194 1968 (14 games)

Fewest, season

422 1982 (9 games)
498 1955 (12 games)

Most, game

170 at Phil., 11/26/44

Fewest, game

0† at Clev., 10/9/38
vs. Min., 10/23/72
at Det., 11/28/91

TURNOVERS

TURNOVERS

Most, season

58 1947 (12 games)

Fewest, season

19 1982 (9 games)

Most, game

10 at Det., 9/22/68

* NFL Record

† Tied NFL Record

DEFENSE

SCORING

POINTS ALLOWED

Most, season

379 1964 (14 games)
1975 (14 games)

Fewest, season

44* 1932 (14 games)
187 1986 (16 games)

Most, game

53 at Chi. Cards, 11/27/55

Most, first half

34 at Balt. (27, 7), 10/4/58

Most, second half

35 at GB (21, 14), 9/30/62

Most, first quarter

27 at Balt., 10/4/58

Most, second quarter

24 at SF, 9/19/65

Most, third quarter

24 at Dal, 12/27/92
21 vs. GB, 9/30/62; at SF, 9/19/65;
vs. GB, 12/14/69; at Det.,
10/5/70; at Atl., 10/14/73; at Sea.,
9/23/84

Most, fourth quarter

28 at LA Rams, 10/26/52; vs. GB,
11/6/55; at SF, 12/23/91

TOUCHDOWNS ALLOWED

Most, season

48 1975 (14 games)

Fewest, season

6† 1932 (14 games)

Most, game

7 Last: at SF, 9/19/65

EXTRA POINTS ALLOWED

Most, season

47 1975 (14 games)

Fewest, season

4 1932 (14 games)

Most, game

7 at GB, 9/30/62
at Balt., 9/27/64
at SF, 9/19/65
at SF, 12/23/91

OPP.'S EXTRA POINTS MISSED

Most, season

6 1955 (12 games)

Most, game

3 vs. Clev., 11/24/40

FIELD GOALS ALLOWED

Most, season

26 1989 (16 games)
25 1973 (14 games)
22 1990 (16 games)
1991 (16 games)

Fewest, season

0† 1932 (14 games)
1942 (11 games)

Most, game

5 vs. Wash., 11/14/71
vs. Min., 9/23/73
vs. KC, 12/29/90

FIELD GOAL ATTEMPTS ALLOWED

Most, season

41 1971 (14 games)

Fewest, season

2 1942 (11 games)
17 1963 (14 games)

Most, game

7 vs. Dal., 11/24/68

OPPONENTS' SAFETIES

Most, season

2 Last: 1988 (16 games)

Most, game

1 Last: at TB, 11/20/88

FIRST DOWNS

TOTAL ALLOWED

Most, season

332 1989 (16 games)
290 1981 (16 games)
286 1983 (16 games)

Fewest, season

98 1942 (11 games)
166 1982 (9 games)

Most, game

35 at Wash., 11/26/89
30 at LA Rams, 10/24/54
at SF, 12/23/91

Fewest, game

3 at Clev., 10/9/38
at Det., 11/23/41
5 at GB, 10/17/91
6 vs. Sea., 9/9/90

RUSHING ALLOWED

Most, season

138 1973 (14 games)

Fewest, season

35* 1942 (11 games)
53 1982 (9 games)

Most, game

19 at Min., 10/17/65
vs. Den., 12/12/76

Fewest, game

0† at Clev., 10/10/37
at Chi. Cards, 12/6/42
at Det., 10/28/45
at TB, 10/6/85
vs. Buf., 10/2/88

PASSING ALLOWED**Most, season**

191 1989 (16 games)
158 1987 (15 games)
1988 (16 games)

Fewest, season

33* 1943 (10 games)

Most, game

22 at Min., 9/19/85
21 at LA Rams, 12/26/82
at Wash., 11/26/89
20 at SF, 12/23/91

Fewest, game

0† Last: vs. Atl. 11/24/85

BY PENALTY**Most, season**

36 1968 (14 games)

Fewest, season

10 1953 (12 games)
Since 1961:
18 1963 (14 games)
1970 (14 games)
1971 (14 games)
1976 (14 games)

Most, game

7 at Phil., 11/26/44

NET YARDS

(Rushing & passing)

YARDS ALLOWED**Most, season**

5,729 1989 (16 games)
5,394 1981 (16 games)

Fewest, season

1,703 1942 (11 games)
3,176 1963 (14 games)

Most, game

557 at LA Rams, 10/24/54

Fewest, game

33 vs. Phil., (10/25/42)
54 at Pit., 10/2/39

RUSHING**ATTEMPTS ALLOWED****Most, season**

564 1978 (16 games)

Fewest, season

294 1942 (11 games)
359 1985 (16 games)

Most, game

59 vs. Den., 12/12/76

Fewest, game

10 vs. Mia., 9/4/88
vs. Buf., 10/2/88
11 vs. GB, 11/27/88
12 vs. Det., 11/22/87

YARDS ALLOWED**Most, season**

2,509 1973 (14 games)

Fewest, season

519* 1942 (11 games)

Most, game

393 at Det., 11/26/36
356 vs. Den., 12/12/76

Fewest, game

-36 vs. Phil., 11/19/39
-17 at Chi. Cards, 12/6/42

AVERAGE ALLOWED**Highest, season**

5.28 1955 (12 games)

Lowest, season

1.77 1942 (11 games)

Highest, game

8.03 at Clev., 11/25/51

Lowest, game

-0.89 at Chi. Cards, 12/6/42

TOUCHDOWNS ALLOWED**Most, season**

25 1975 (14 games)

Fewest, season

3 1932 (14 games)
1942 (11 games)
4 1986 (16 games)
5 1987 (15 games)
1988 (16 games)

Most, game

6 at Chi. Cards, 11/28/29
5 at GB, 9/30/62
vs. GB, 11/4/62

* NFL Record

† Tied NFL Record

PASSING

ATTEMPTS ALLOWED

Most, season

554 1989 (16 games)
545 1988 (16 games)

Fewest, season

187 1933 (13 games)
296 1969 (14 games)

Most, game

62 vs. Phil., 10/2/89
57 at Det., 10/9/88

Fewest, game

3 vs. NY, 11/17/35
at Det., 11/28/35

COMPLETIONS ALLOWED

Most, season

307 1989 (16 games)
261 1992 (16 games)
258 1990 (16 games)

Fewest, season

59 1935 (12 games)
150 1969 (14 games)

Most, game

32 vs. Phil., 10/2/89
30 at LA Rams, 12/26/82
at Wash., 11/26/89
28 vs. SF, 11/13/66
vs. Atl., 11/11/90

Fewest, game

0† vs. Chi. Cards, 10/15/33
at Bos., 11/5/33
at GB, 9/25/49

OPPONENTS' COMPLETION PCT.

Highest, season

59.1 1970 (14 games)
59.0 1992 (16 games)

Lowest, season

30.4 1935 (12 games)

Highest, game (10+ attempts)

86.7 at Balt., 9/27/64

Lowest, game (10+)

0.0 at GB, 9/25/49

YARDS ALLOWED

(Not Since 1952)

Most, season

3,832 1989 (16 games)
3,290 1992 (16 games)
3,248 1981 (16 games)

* NFL Record

† Tied NFL Record

Fewest, season

691 1933 (13 games)
1,674 1973 (14 games)

Most, game

509 at LA Rams, 12/26/82
411 at Wash., 10/26/47
at Min., 9/19/85

Fewest, game

-22 vs. Atl., 11/24/85
-12 at GB, 11/4/73

AVERAGE GAIN ALLOWED

Highest, season

8.69 1968 (14 games)

Lowest, season

3.57 1934 (13 games)

SACKS

(since 1972)

Most, season

72 1984 (16 games)
70 1987 (15 games)
64 1985 (16 games)

Fewest, season

23 1972 (14 games)

Most, game

12 at Det., 12/16/84
11 at Phil., 10/4/87
vs. Min., 10/28/84
9 vs. GB, 12/13/70
vs. St. L., 12/16/79
vs. NYG, 9/14/87
vs. Min., 10/11/87
at LA Raid., 12/27/87

YARDS LOST

Most, season

583 1984 (16 games)
503 1986 (16 games)
484 1987 (15 games)

Fewest, season

154 1953 (12 games)

Most, game

107 vs. Det., 11/20/60

TD PASSES ALLOWED

Most, season

27 1961 (14 games)
1964 (14 games)

Fewest, season

2 1934 (13 games)
3 1932 (14 games)
1936 (12 games)
7 1977 (14 games)

Most, game

| | |
|---|-----------------------|
| 5 | at Pit., 9/28/80 |
| | vs. SF, 11/19/82 |
| | at Min., 11/28/82 |
| 4 | Last: at SF, 12/23/91 |

OPPONENTS' INTERCEPTION PCT.**Highest, season**

| | |
|-------|-----------------|
| 19.07 | 1935 (12 games) |
|-------|-----------------|

Lowest, season

| | |
|------|-----------------|
| 2.73 | 1964 (14 games) |
|------|-----------------|

INTERCEPTIONS**INTERCEPTIONS****Most, season**

| | |
|----|-----------------|
| 37 | 1935 (12 games) |
| 36 | 1963 (14 games) |
| 31 | 1990 (16 games) |

Fewest, season

| | |
|----|-----------------|
| 10 | 1960 (12 games) |
| | 1964 (14 games) |

Most, game

| | |
|---|------------------------|
| 7 | at GB, 9/22/40 |
| | at Det., 11/22/42 |
| | at Chi. Cards, 12/5/54 |
| | vs. St. L., 11/19/67 |

YARDS RETURNED**Most, season**

| | |
|-----|-----------------|
| 585 | 1941 (11 games) |
| 537 | 1963 (14 games) |

Fewest, season

| | |
|-----|-----------------|
| 69 | 1987 (15 games) |
| 99 | 1982 (9 games) |
| 107 | 1945 (10 games) |

Most, game

| | |
|-----|-----------------------|
| 149 | vs. LA Rams, 10/11/64 |
|-----|-----------------------|

TOUCHDOWNS**Most, season**

| | |
|---|-----------------|
| 4 | 1939 (11 games) |
| | 1950 (12 games) |
| | 1963 (14 games) |
| | 1985 (16 games) |

Most, game

| | |
|---|-------------------------|
| 2 | Last: at Dal., 11/17/85 |
|---|-------------------------|

PUNTING**PUNTS ALLOWED****Most, season**

| | |
|-----|-----------------|
| 100 | 1984 (16 games) |
| 99 | 1983 (16 games) |
| 98 | 1981 (16 games) |

Fewest, season

| | |
|----|-----------------|
| 42 | 1945 (10 games) |
| | Since 1961: |
| 49 | 1982 (9 games) |
| 62 | 1964 (14 games) |
| | 1972 (14 games) |

Most, game

| | |
|----|--------------------------|
| 16 | vs. Chi. Cards, 11/30/33 |
| 15 | vs. NY Giants, 11/17/35 |

Fewest, game

| | |
|----|------------------|
| 0† | at Det., 12/2/56 |
| | at GB, 9/24/67 |
| | at Mia., 9/23/79 |
| | vs. GB, 12/17/89 |

GROSS AVERAGE ALLOWED**Highest, season**

| | |
|------|-----------------|
| 46.6 | 1964 (14 games) |
|------|-----------------|

Lowest, season

| | |
|------|-----------------|
| 36.3 | 1976 (14 games) |
|------|-----------------|

Highest, game (4+ punts)

| | |
|------|--------------------|
| 61.8 | vs. Det., 11/24/46 |
| 54.5 | at SF, 11/19/61 |

Lowest, game (4+)

| | |
|------|-------------------|
| 25.5 | at Pit., 11/30/58 |
|------|-------------------|

PUNT RETURNS**RETURNS ALLOWED****Most, season**

| | |
|----|-----------------|
| 65 | 1981 (16 games) |
|----|-----------------|

Fewest, season

| | |
|----|-----------------|
| 20 | 1941 (11 games) |
|----|-----------------|

Most, game

| | |
|---|-------------------------|
| 9 | at Chi. Cards, 11/29/59 |
|---|-------------------------|

YARDS ALLOWED**Most, season**

| | |
|-----|-----------------|
| 633 | 1974 (14 games) |
|-----|-----------------|

Fewest, season

| | |
|-----|-----------------|
| 106 | 1969 (14 games) |
|-----|-----------------|

Most, game

| | |
|-----|-----------------|
| 147 | vs. GB, 11/8/59 |
|-----|-----------------|

* NFL Record

† Tied NFL Record

AVERAGE RETURN ALLOWED

Highest, season

17.0 1941 (11 games)

Lowest, season

3.8 1969 (14 games)

TOUCHDOWNS ALLOWED

Most, season

2 1933 (13 games)
1941 (11 games)
1947 (12 games)
1952 (12 games)
1954 (12 games)

Most, game

1 Last: at SF, 12/14/87

FAIR CATCHES ALLOWED

Most, season

26 1972 (14 games)
1973 (14 games)

Fewest, season

5 1989 (16 games)
6 1990 (16 games)
7 1980 (16 games)
1982 (9 games)
1987 (15 games)

Most, game

7 vs. Det., 11/21/76
6 at GB, 12/16/73

KICKOFF RETURNS

RETURNS ALLOWED

Most, season

78 1985 (16 games)
73 1990 (16 games)
72 1965 (14 games)

Fewest, season

30 1982 (9 games)
32 1971 (14 games)

Most, game

10 vs. Det., 9/24/89
9 at Bos., 11/21/48
vs. Balt., 10/21/56

Fewest, game

0† Last: vs. GB, 12/16/73

YARDS ALLOWED

Most, season

1,827 1985 (16 games)
1,583 1965 (14 games)
1,494 1990 (16 games)

Fewest, season

435 1940 (11 games)
537 1982 (9 games)
700 1945 (10 games)
1974 (14 games)

Most, game

275 at Det., 9/24/89
254 at LA Rams, 10/13/63

AVERAGE ALLOWED

Highest, season

27.8 1960 (12 games)

Lowest, season

16.0 1946 (11 games)
17.5 1947 (12 games)

TOUCHDOWNS ALLOWED

Most, season

1 Last: 1984

Most, game

1 Last: vs. GB, 12/9/84

FUMBLES

FUMBLES

Most, season

56† 1938 (11 games)

Fewest, season

16 1963 (14 games)
1982 (9 games)

Most, game

8 at Chi. Cards, 9/11/38

TOTAL RECOVERED

Most, season

51 1938 (11 games)

Fewest, season

13 1982 (9 games)
15 1943 (10 games)

Most, game

8 vs. Clev., 11/24/40
at Balt., 12/5/65
at NY Giants, 12/18/77

OWN RECOVERED

Most, season

37* 1938 (11 games)
19 1942 (11 games)

Fewest, season

5 1955 (12 games)
1963 (14 games)

* NFL Record

† Tied NFL Record

Most, game

7 at Chi. Cards, 9/11/38
at NY Giants, 12/18/77

OPPONENTS' FUMBLES**Most, season**

44 1952 (12 games)

Fewest, season

13 1960 (12 games)

Most, game

7 Last: at LA Rams, 9/16/66

OPPONENTS' RECOVERED**Most, season**

26 1952 (12 games)

24 1962 (14 games)

1965 (14 games)

Fewest, season

6 1943 (10 games)

1945 (10 games)

7 1982 (9 games)

Most, game

5 Last: at Den., 9/30/73

FUMBLES LOST**Most, season**

26 1973 (14 games)

Fewest, season

8 1978 (16 games)

1979 (16 games)

1982 (9 games)

10 1956 (12 games)

1960 (12 games)

Most, game

5 Last: vs. Dal., 9/16/73

TOUCHDOWNS**Most, season**

5 1942 (11 games)

Most, game

2 vs. Wash., 11/28/48

PENALTIES**OPPONENTS' PENALTIES****Most, season**

129 1980 (16 games)

Fewest, season

34 1942 (11 games)

43 1941 (11 games)

Since 1961:

52 1982 (9 games)

Most, game

21 at Clev., 11/25/51

Fewest, game

0† Last: at Min., 12/3/72

OPPONENTS' YARDS PENALIZED**Most, season**

1,109 1980 (16 games)

Fewest, season

110 1937 (11 games)

Most, game

209 at Clev., 11/25/51

Fewest, game

0† Last: at Min., 12/3/72

TURNOVERS**TURNOVERS****Most, season**

54 1954 (12 games)

1963 (14 games)

1985 (16 games)

Fewest, season

17† 1982 (9 games)

Most, game

12* at Det., 11/22/42

* NFL Record

† Tied NFL Record

THANKSGIVING DAY GAMES

Overall record: 7-7 — Record vs. Detroit: 7-5 — Record vs. Dallas: 0-2

| | | | | | |
|----------|------------|---------------|----------|----------|----------|
| 11/28/91 | Lions 16 | Bears 6 | 11/24/49 | Bears 28 | Lions 7 |
| 11/26/81 | Cowboys 10 | Bears 9 | 11/24/47 | Bears 34 | Lions 14 |
| 11/27/80 | Bears 23 | Lions 17 (OT) | 11/24/38 | Lions 14 | Bears 7 |
| 11/22/79 | Lions 20 | Bears 9 | 11/25/37 | Bears 13 | Lions 0 |
| 11/24/77 | Bears 31 | Lions 14 | 11/26/36 | Lions 13 | Bears 7 |
| 11/26/64 | Bears 27 | Lions 24 | 11/28/35 | Lions 14 | Bears 2 |
| 11/27/52 | Texans 27 | Bears 23 | 11/29/34 | Bears 19 | Lions 16 |

NOTE: All games have been road contests

CAREER COACHING RECORDS

| | Years | Overall | Regular | Post-season |
|--------------------------------------|---------------------------------|--------------------------|-------------------|--------------|
| | | W-L-T (Pct.) | W-L-T | W-L-T |
| 1 George Halas | 1920-29;33-42*; 46-55; 58-67 | 324-151-31 (.681) | 318-148-31 | 6-3-0 |
| 2 Mike Ditka | 1982-92 | 112-68-0 (.622) | 106-62-0 | 6-6-0 |
| 3 Neill Armstrong | 1978-81 | 30-35-0 (.462) | 30-34-0 | 0-1-0 |
| 4 Ralph Jones | 1930-32 | 24-10-7 (.706) | 23-10-7 | 1-0-0 |
| 5 Heartley Anderson/ Luke Johnsos | 1942-45 | 24-12-2 (.657) | 23-11-2 | 1-1-0 |
| 6 Jack Pardee | 1975-77 | 20-23-0 (.465) | 20-22-0 | 0-1-0 |
| Jim Dooley | 1968-71 | 20-36-0 (.357) | 20-36-0 | None |
| 7 John Driscoll | 1956-57 | 14-10-1 (.583) | 14-9-1 | 0-1-0 |
| 9 Abe Gibron | 1972-74 | 11-30-1 (.268) | 11-30-1 | None |
| TOTALS | 1920-92 | 579-375-42 (.607) | 565-362-42 | 14-13 |

CAREER SCORING

| | Years | Ru | Rec | Ret | PAT | FG | Pts |
|---------------------------------|----------------|-----------|-----------|----------|----------------|----------------|------------|
| 1 Kevin Butler (k) | 1985-92 | 0 | 0 | 0 | 297/306 | 172/237 | 813 |
| 2 Walter Payton (hb) | 1975-87 | 110 | 15 | 0 | 0 | 0 | 750 |
| 3 Bob Thomas (k) | 1975-84 | 0 | 0 | 0 | 245/268 | 128/205 | 629 |
| 4 George Blanda (k-qb) | 1949-58 | 5 | 0 | 0 | 247/250 | 88/201 | 541 |
| 5 Mac Percival (k) | 1967-73 | 0 | 0 | 0 | 159/162 | 99/182 | 456 |
| 6 Neal Anderson (rb) | 1986-92 | 47 | 20 | 0 | 0 | 0 | 402 |
| 7 Roger Leclerc (k) | 1960-66 | 0 | 0 | 0 | 152/158 | 75/146 | 377 |
| 8 Jack Manders (fb-lb-hb-db-k) | 1933-40 | 11 | 6 | 2 | 133/* | 40/* | 367 |
| 9 Rick Casares (fb) | 1955-64 | 49 | 10 | 0 | 0 | 0 | 354 |
| 10 Gale Sayers (rb) | 1965-71 | 39 | 9 | 8 | 0 | 0 | 336 |
| 11 Ken Kavanaugh (e) | 1940-41; 45-50 | 0 | 50 | 2 | 1/1 | 0 | 313 |
| 12 Johnny Lujack (qb-k) | 1948-51 | 21 | 0 | 0 | 130/136 | 4/9 | 268 |
| 13 Harlon Hill (e) | 1954-61 | 0 | 40 | 0 | 0 | 0 | 240 |
| 14 George McAfee (hb-db) | 1940-41; 45-50 | 22 | 11 | 6 | 0 | 0 | 234 |
| 15 Ray (Scooter) McLean (hb-db) | 1940-47 | 6 | 21 | 3 | 45/54 | 0/1 | 225 |
| 16 Willie Galimore (rb) | 1957-63 | 26 | 10 | 1 | 0 | 0 | 222 |
| Johnny Morris (rb-wr) | 1958-67 | 5 | 31 | 1 | 0 | 0 | 222 |
| 18 Mike Ditka (te) | 1961-66 | 0 | 34 | 2 | 0 | 0 | 216 |
| 19 Hugh Gallarneau (hb) | 1941-42; 45-47 | 26 | 7 | 2 | 0 | 0 | 210 |
| Dick Gordon (wr) | 1965-71 | 0 | 35 | 0 | 0 | 0 | 210 |

* figures not available

CAREER INTERCEPTIONS

| | Years | Int | Yards | Avg | TD |
|------------------------|----------------|-----|-------|------|----|
| 1 Gary Fencik (s) | 1976-87 | 38 | 483 | 12.7 | 1 |
| 2 Richie Petitbon (s) | 1959-68 | 37 | 643 | 17.4 | 3 |
| 3 Bennie McCrae (cb) | 1962-70 | 27 | 485 | 18.0 | 4 |
| 4 Dave Whitsell (cb) | 1961-66 | 26 | 397 | 15.3 | 2 |
| 5 George McAfee (db) | 1940-41; 45-50 | 25 | 350 | 14.0 | 1 |
| 6 JC Caroline (db) | 1956-65 | 24 | 405 | 16.9 | 2 |
| Doug Buffone (lb) | 1966-79 | 24 | 211 | 8.8 | 0 |
| 8 Roosevelt Taylor (s) | 1961-69 | 23 | 414 | 18.0 | 3 |
| 9 Allan Ellis (cb) | 1973-77; 79-80 | 22 | 185 | 8.4 | 1 |
| Dick Butkus (lb) | 1965-73 | 22 | 166 | 7.5 | 0 |

CAREER RUSHING

| | Years | Att | Yards | Avg | TD |
|-----------------------------|----------------|--------------|--------------|------------|-----------|
| 1 Walter Payton (hb) | 1975-87 | 3,838 | 16,726 | 4.4 | 110 |
| 2 Rick Casares (fb) | 1955-64 | 1,386 | 5,675 | 4.1 | 49 |
| 3 Neal Anderson (rb) | 1986-92 | 1,313 | 5,520 | 4.2 | 47 |
| 4 Gale Sayers (hb) | 1965-71 | 991 | 4,956 | 5.0 | 39 |
| 5 Roland Harper (rb) | 1975-82 | 757 | 3,044 | 4.0 | 15 |
| 6 Willie Galimore (hb) | 1957-63 | 670 | 2,985 | 4.5 | 26 |
| 7 Matt Suhey (fb) | 1980-89 | 829 | 2,946 | 3.6 | 20 |
| 8 Ronnie Bull (hb-fb) | 1962-70 | 787 | 2,871 | 3.7 | 9 |
| 9 Bronko Nagurski (fb) | 1930-37; 43 | 633 | 2,778 | 4.4 | 18 |
| 10 Bobby Douglass (qb) | 1969-75 | 373 | 2,470 | 6.6 | 20 |
| 11 Ray Nolting (hb) | 1936-43 | 508 | 2,285 | 4.5 | 0 |
| 12 George Gulyanics (hb) | 1947-52 | 609 | 2,081 | 4.1 | 19 |
| 13 Brad Muster (fb) | 1988-92 | 455 | 2,014 | 4.4 | 20 |
| 14 Gary Famiglietti (fb-hb) | 1938-45 | 505 | 1,927 | 3.8 | 20 |
| 15 Beattie Feathers (hb) | 1934-47 | 320 | 1,846 | 5.8 | 14 |
| 16 Bill Osmanski (fb) | 1939-43; 46-47 | 368 | 1,753 | 4.8 | 20 |
| 17 George McAfee (hb) | 1940-41; 45-50 | 341 | 1,685 | 4.9 | 22 |
| 18 Jack Manders (fb-hb) | 1933-40 | 451 | 1,586 | 3.4 | 11 |
| 19 Hugh Gallarneau (hb) | 1941-42; 45-47 | 343 | 1,421 | 4.1 | 26 |
| 20 John Hoffman (fb-hb) | 1949-56 | 317 | 1,366 | 4.3 | 7 |

CAREER PASSING

(400+ Attempts)

| | Years | Att | Cmp | Cmp% | Yards | Y/Att | TD | TD% | Int | Int% | Rate |
|-----------------------|----------------|--------------|------------|-------------|--------------|-------------|-----------|------------|-----------|------------|-------------|
| 1 Jim McMahon | 1982-88 | 1,513 | 874 | 57.8 | 11,203 | 7.37 | 67 | 4.4 | 56 | 3.7 | 80.4 |
| 2 Sid Luckman | 1939-50 | 1,744 | 904 | 51.8 | 14,686 | 8.42 | 137 | 7.9 | 132 | 7.6 | 75.0 |
| 3 Jim Harbaugh | 1987-92 | 1,434 | 823 | 57.4 | 9,565 | 6.67 | 43 | 3.0 | 45 | 3.1 | 74.6 |
| 4 Bill Wade | 1961-66 | 1,407 | 767 | 54.5 | 9,958 | 7.08 | 68 | 4.8 | 66 | 4.7 | 73.4 |
| 5 Rudy Bukich | 1958-59; 62-68 | 878 | 474 | 54.0 | 6,254 | 7.12 | 46 | 5.2 | 45 | 5.1 | 72.8 |
| 6 Johnny Lujack | 1948-51 | 808 | 404 | 50.0 | 6,295 | 7.79 | 41 | 5.1 | 54 | 6.7 | 65.3 |
| 7 Mike Tomczak | 1985-90 | 915 | 454 | 49.6 | 6,247 | 6.83 | 33 | 3.6 | 47 | 5.1 | 62.5 |
| 8 Ed Brown | 1954-61 | 1,246 | 607 | 48.7 | 9,698 | 7.78 | 63 | 5.1 | 88 | 7.1 | 62.5 |
| 9 Mike Phipps | 1977-81 | 482 | 253 | 52.5 | 2,806 | 5.82 | 15 | 3.1 | 27 | 5.6 | 57.1 |
| Bernie Masterson | 1934-40 | 409 | 156 | 38.1 | 3,366 | 8.23 | 34 | 8.3 | 38 | 9.3 | 57.1 |
| 11 Jack Concannon | 1967-71 | 951 | 486 | 51.1 | 5,222 | 5.49 | 31 | 3.3 | 52 | 5.5 | 55.6 |
| 12 Bob Avellini | 1975-82 | 1,057 | 530 | 50.1 | 6,823 | 6.46 | 33 | 3.1 | 66 | 6.2 | 55.3 |
| 13 Vince Evans | 1977-82 | 808 | 388 | 48.0 | 5,064 | 6.27 | 26 | 3.2 | 46 | 5.7 | 55.1 |
| 14 George Blanda | 1949-58 | 988 | 445 | 45.0 | 5,936 | 6.01 | 48 | 4.9 | 70 | 7.1 | 51.4 |
| 15 Gary Huff | 1973-76 | 614 | 310 | 50.5 | 3,271 | 6.33 | 12 | 2.0 | 34 | 5.5 | 50.1 |

CAREER SACKS

| | Years | Sacks |
|--------------------------|----------------|--------------|
| 1 Richard Dent | 1983-92 | 112.0 |
| 2 Steve McMichael | 1981-92 | 86.5 |
| 3 Dan Hampton | 1979-90 | 82.0 |
| 4 Jim Osborne | 1972-84 | 81.5 |
| 5 Mike Hartenstine | 1975-86 | 55.5 |

CAREER FGs

| | Years | FG | FGA | Pct. |
|-----------------------|----------------|------------|------------|-------------|
| 1 Kevin Butler | 1985-92 | 172 | 237 | 72.6 |
| 2 Bob Thomas | 1975-84 | 128 | 205 | 62.4 |
| 3 Mac Percival | 1967-73 | 99 | 182 | 54.4 |
| 4 George Blanda | 1949-58 | 88 | 201 | 43.8 |
| 5 Roger Leclerc | 1960-66 | 75 | 146 | 51.4 |

CAREER RECEIVING

YARDS

| | Years | Yards | Catches | Avg | TD | |
|-----------|---------------------------|-----------------------|--------------|------------|-------------|-----------|
| 1 | Johnny Morris (wr) | 1958-67 | 5,059 | 356 | 14.2 | 31 |
| 2 | Harlon Hill (wr) | 1954-61 | 4,616 | 226 | 20.4 | 40 |
| 3 | Walter Payton (rb) | 1975-87 | 4,538 | 492 | 9.2 | 15 |
| 4 | Mike Ditka (te) | 1961-66 | 4,503 | 316 | 14.3 | 34 |
| 5 | Willie Gault (wr) | 1983-87 | 3,650 | 184 | 19.8 | 27 |
| 6 | Ken Kavanaugh (e) | 1940-41; 45-50 | 3,626 | 162 | 22.4 | 50 |
| 7 | Dick Gordon (wr) | 1965-71 | 3,550 | 238 | 14.9 | 35 |
| 8 | James Scott (wr) | 1976-80; 82 | 3,202 | 177 | 18.1 | 20 |
| 9 | Jim Dooley (wr) | 1952-54; 56-57; 59-62 | 3,172 | 211 | 15.0 | 16 |
| 10 | Jim Keane (e) | 1946-51 | 3,031 | 206 | 14.7 | 23 |
| 11 | Wendell Davis (wr) | 1988-92 | 2,868 | 195 | 14.7 | 14 |
| 12 | Bill McColl (e) | 1952-59 | 2,815 | 201 | 14.0 | 25 |
| 13 | Dennis McKinnon (wr) | 1983-89 | 2,753 | 182 | 15.1 | 21 |
| 14 | Emery Moorehead (te) | 1981-88 | 2,730 | 200 | 13.7 | 14 |
| 15 | Neal Anderson (rb) | 1986-92 | 2,603 | 271 | 9.6 | 20 |
| 16 | Ray (Scooter) McLean (rb) | 1940-47 | 2,232 | 103 | 21.7 | 21 |
| 17 | Matt Suhey (rb) | 1980-89 | 2,109 | 259 | 8.1 | 5 |
| 18 | Dennis Gentry (wr) | 1982-92 | 2,076 | 171 | 12.1 | 7 |
| 19 | Brian Baschnagel (wr) | 1976-84 | 2,024 | 134 | 15.1 | 9 |
| 20 | Ron Morris (wr) | 1987-92 | 1,991 | 121 | 16.5 | 9 |
| 21 | George Farmer (wr) | 1970-75 | 1,909 | 113 | 16.9 | 10 |
| 22 | Gene Schroeder (e) | 1951-52; 54-57 | 1,870 | 104 | 18.0 | 13 |
| 23 | John Hoffman (e) | 1949-56 | 1,870 | 136 | 13.8 | 9 |
| 24 | Brad Muster (fb) | 1988-92 | 1,623 | 169 | 9.6 | 7 |
| 25 | Rick Casares (fb) | 1955-64 | 1,538 | 182 | 8.5 | 10 |

CATCHES

| | Years | Catches | Yards | Avg | TD | |
|-----------|---------------------------|-----------------------|------------|--------------|-------------|-----------|
| 1 | Walter Payton (rb) | 1975-87 | 492 | 4,538 | 9.2 | 15 |
| 2 | Johnny Morris (wr) | 1958-67 | 356 | 5,059 | 14.2 | 31 |
| 3 | Mike Ditka (te) | 1961-66 | 316 | 4,503 | 14.3 | 34 |
| 4 | Neal Anderson (rb) | 1986-92 | 271 | 2,603 | 9.6 | 20 |
| 5 | Matt Suhey (fb) | 1980-89 | 259 | 2,109 | 8.1 | 5 |
| 6 | Dick Gordon (wr) | 1965-71 | 238 | 3,550 | 14.9 | 35 |
| 7 | Harlon Hill (e) | 1954-61 | 226 | 4,616 | 20.4 | 40 |
| 8 | Jim Dooley (wr) | 1952-54; 56-57; 59-62 | 211 | 3,172 | 15.0 | 16 |
| 9 | Jim Keane (e) | 1946-51 | 206 | 3,031 | 14.7 | 23 |
| 10 | Bill McColl (e) | 1952-59 | 201 | 2,815 | 14.0 | 25 |
| 11 | Emery Moorehead (te) | 1981-88 | 200 | 2,730 | 13.7 | 14 |
| 12 | Wendell Davis (wr) | 1988-92 | 195 | 2,868 | 14.7 | 14 |
| 13 | Willie Gault (wr) | 1983-87 | 184 | 3,650 | 19.8 | 27 |
| | Dennis McKinnon (wr) | 1983-89 | 182 | 2,753 | 15.1 | 21 |
| | Rick Casares (fb) | 1955-64 | 182 | 1,538 | 8.5 | 10 |
| 16 | James Scott (wr) | 1976-80; 82 | 177 | 3,202 | 18.1 | 20 |
| 17 | Dennis Gentry (wr) | 1982-92 | 171 | 2,076 | 12.1 | 7 |
| 18 | Brad Muster (fb) | 1988-92 | 169 | 1,623 | 9.6 | 7 |
| 19 | Ronnie Bull (hb-fb) | 1962-70 | 163 | 1,404 | 8.6 | 4 |
| 20 | Ken Kavanaugh (e) | 1940-41; 45-50 | 162 | 3,626 | 22.4 | 50 |
| 21 | John Hoffman (e) | 1949-56 | 136 | 1,870 | 13.8 | 9 |
| 22 | Brian Baschnagel (wr) | 1976-84 | 134 | 2,024 | 15.1 | 9 |
| 23 | Roland Harper (rb) | 1975-78; 80-82 | 128 | 1,013 | 7.9 | 3 |
| 24 | Ron Morris (wr) | 1987-92 | 121 | 1,991 | 16.5 | 9 |
| 25 | George Farmer (wr) | 1970-75 | 113 | 1,909 | 16.9 | 10 |
| NR | Tom Waddle (wr) | 1989-92 | 104 | 1,313 | 12.6 | 7 |

CAREER KICKOFF RETURNS

| | (25+ Returns) | | | | |
|------------------------|---------------|---------|-------|------|----|
| | Years | Returns | Yards | Avg | TD |
| 1 Dennis Gentry | 1982-92 | 192 | 4,353 | 22.7 | 3 |
| 2 Gale Sayers | 1965-71 | 91 | 2,781 | 30.6 | 6 |
| 3 Cecil Turner | 1968-73 | 108 | 2,616 | 24.2 | 4 |
| 4 Ron Smith | 1965; 70-72 | 85 | 2,263 | 26.6 | 1 |
| 5 Brian Baschnagel | 1976-83 | 89 | 2,104 | 23.6 | 0 |
| 6 Charlie Bivins | 1960-65 | 62 | 1,531 | 24.7 | 0 |
| 7 Dick Gordon | 1965-71 | 58 | 1,362 | 23.5 | 0 |
| 8 Johnny Morris | 1958-67 | 54 | 1,267 | 23.5 | 0 |
| 9 Willie Galimore | 1957-63 | 43 | 1,100 | 25.6 | 1 |
| 10 Ron Drzewiecki | 1955, 57 | 38 | 906 | 23.8 | 0 |
| 11 Willie Gault | 1983-86 | 37 | 885 | 23.9 | 1 |
| 12 Lenny Walterscheid | 1977-82 | 34 | 833 | 24.5 | 0 |
| 13 Ike Hill | 1973-74 | 27 | 637 | 23.6 | 1 |
| 14 Roosevelt Taylor | 1961-69 | 25 | 598 | 23.9 | 0 |
| 15 Darren Lewis | 1991-92 | 25 | 524 | 20.1 | 1 |

CAREER PUNT RETURNS

| | (25+ Returns) | | | | |
|------------------------|----------------|---------|-------|------|----|
| | Years | Returns | Yards | Avg | TD |
| 1 George McAfee | 1940-41; 45-50 | 112 | 1,431 | 12.8 | 2 |
| 2 Dennis McKinnon | 1983-89 | 127 | 1,171 | 9.2 | 3 |
| 3 Jeff Fisher | 1981-84 | 123 | 1,137 | 9.2 | 1 |
| 4 Johnny Morris | 1958-67 | 104 | 893 | 8.6 | 1 |
| 5 Steve Schubert | 1975-79 | 103 | 866 | 8.4 | 3 |
| 6 Virgil Livers | 1975-79 | 86 | 738 | 8.6 | 0 |
| 7 Johnny Bailey | 1990-91 | 72 | 680 | 9.4 | 1 |
| 8 JR Boone | 1948-51 | 56 | 635 | 11.3 | 0 |
| 9 Ray (Scooter) McLean | 1940-47 | 42 | 622 | 14.8 | 3 |
| 10 Lew Barnes | 1986 | 59 | 482 | 8.5 | 0 |
| 11 Lenny Walterscheid | 1977-82 | 57 | 424 | 7.4 | 0 |
| 12 Gale Sayers | 1965-71 | 27 | 391 | 14.5 | 2 |
| 13 Jon Arnett | 1964-66 | 45 | 298 | 6.6 | 0 |
| 14 Wilford White | 1951-52 | 37 | 248 | 6.7 | 0 |
| 15 Ken Taylor | 1985 | 25 | 198 | 7.9 | 0 |

CAREER PUNTING

| | (75+ Punts) | | | |
|----------------------------|-----------------|-------|--------|-----------|
| | Years | Punts | Yards | Gross Avg |
| 1 George Gulyanics | 1947-52 | 113 | 5,032 | 44.5 |
| 2 Chris Gardocki | 1991-92 | 79 | 3,393 | 42.9 |
| 3 Bobby Joe Green | 1962-73 | 833 | 35,057 | 42.1 |
| 4 Fred (Curley) Morrison | 1950-53 | 243 | 10,170 | 41.9 |
| 5 Bryan Wagner | 1987-88 | 115 | 4,743 | 41.2 |
| 6 Maury Buford | 1985-86; 89-91 | 354 | 14,491 | 40.9 |
| 7 Ed Brown | 1954-61 | 343 | 13,912 | 40.6 |
| 8 Dave Finzer | 1984 | 83 | 3,328 | 40.1 |
| 9 Edmund (Zeke) Bratkowski | 1954; 57-60; 72 | 76 | 3,023 | 39.8 |
| 10 Bob Parsons | 1972-83 | 884 | 34,180 | 38.7 |

BEARS HISTORICAL HIGHLIGHTS

1920s

- 9/17/20**—George Halas representing the Decatur Staleys meets with representatives of 12 other clubs at Ralph Hay's Hupmobile showroom in Canton, Ohio, forming the American Professional Football Association—which later became the NFL. Membership is set at \$100.
- 1920**—The Staleys shutout 12 of their 13 foes, lose only to the Chicago Cardinals (7-6 at Normal Park) and post a 10-1-2 record. Each player is paid \$1,900 for the season.
- 1921**—Decatur Staleys become Chicago Staleys, play in Wrigley Field, and win the APFA title with 9-1-1 record. A. E. Staley gives Halas the club with \$5,000 to keep the Staleys name for the year. Halas makes Dutch Sternaman his partner.
- 1/28/22**—Franchise renamed Chicago Bears.
- 11/27/22**—First Chicago player deal: Bears buy tackle Ed Healey's contract from the Rock Island Independents for \$100—twice the going rate for a franchise that season.
- 12/7/24**—Harold "Red" Grange signs with Bears and pro football leaves its cradle. His agent C. C. (Cash & Carry) Pyle negotiates a \$100,000 deal with the Bears.
- 11/26/25**—Halas takes the Bears and Grange on a 16-game coast-to-coast tour that sees the club play 16 games from Nov. 26 through Jan. 31 interrupted only by a two-week rest. The Bears post a 11-4-1 record on the trip.
- 11/26/25**—Grange's first game—36,000 see Bears and Cardinals go 0-0 in Wrigley Field with Grange held to 36 yards.
- 1/16/26**—Grange gets two TDs as the Bears impress 75,000 in the LA Coliseum beating the LA Tigers 17-7.
- 3/1/26**—Bears open offices at 111 W. Washington.

1930s

- 1930**—After a 4-8-2 1929 season, George Halas replaces himself as head coach with Ralph Jones. Jones posts a 24-10-7 record during his three seasons.
- 1930**—Bears and Cardinals play football's first indoor game on an 80-yard field at Chicago Stadium. It's an exhibition for unemployment relief.
- 11/16/31**—New Yorkers (including Gov. Alfred E. Smith and Mayor Jimmy Walker) in field boxes at \$100 a seat watch Bears top Giants at Polo Grounds 12-6.
- 12/18/32**—Bronko Nagurski hits Red Grange with a two-yard TD pass and the Bears top the Portsmouth Spartans 9-0 for the NFL championship. The game was played before 11,198 indoors at Chicago Stadium on an 80-yard field.
- 1932**—Franchise loses \$18,000 prompting Dutch Sternaman to unload his half of the Bears to George Halas.
- 1933**—George Halas returns as head coach and takes club out of town for training camp for the first time. University of Notre Dame is the host.
- 11/5/33**—Boston Redskins beat Bears, 10-0, ending Chicago's 16-game unbeaten string.
- 12/17/33**—Bears use rookie Jack Manders' accurate kicking for 11 points and defeat the Giants 23-21 in the NFL's first championship game.
- 1934**—Halas University, the Bears alumni association begins. Annually, Bear veterans return during season for Homecoming Weekend.
- 1934**—Bears hold training camp at Lane Tech High in the city.
- 8/31/34**—A classic is born as 79,432 watch the NFL champion Bears held to a scoreless tie by the first College All-Star team in a game sponsored by *Chicago Tribune* Charities at Soldier Field.
- 12/2/34**—Rookie Beattie Feathers becomes first pro to rush for 1,000 yards (1,004) leading the NFL.
- 12/9/34**—Undefeated Bears slip before Giants in NFL title tilt at Polo Grounds 30-13 before 35,059. With Chicago leading 10-3 at the half, NY dons basketball sneakers and scores 27 points.
- 1935**—Training camp is conducted at St. John's Military Academy in Delafield, Wisconsin.
- 1936**—Joe Stydahar, tackle, West Virginia, is the first Bear draft pick.
- 12/12/37**—Bears win Western Division title but lose NFL Championship 28-21 to Redskins at Wrigley Field. Sammy Baugh hits 18 of 33 for 335 yards and three TDs. Jack Manders scores 15 of the Bears points. A Chicago player's share is \$127.78.

1940s

- 12/8/40**—Ten Bears tally TDs as Chicago rips Washington 73-0 for the NFL title before 36,034 in D.C. The rout signals the beginning of pro football's modern era with the formal unveiling of the T-formation. Each player receives \$873.
- 1941**—*Bear Down Chicago Bears*, the Bears new fight song, is published.
- 12/14/41**—Bears and Packers agree their playoff game should be played to a "sudden-death" finish in event of tie. NFL adopts plan 1/24/42.
- 12/13/42**—George Halas departs for the US Navy prior to the NFL title game which Chicago loses 14-6 in Washington. Bears score on Lee Artoe's 50-yard fumble return.
- 1943**—Hunk Anderson and Luke Johnsos co-coach the wartime Bears for the next three seasons, compiling a 15-11-2 record.
- 11/14/43**—Sid Luckman becomes the first pro to pass for over 400 yards in a game. He hits the Giants with 433 yards and seven TDs.
- 12/26/43**—The Bears blast Washington 41-21 in Wrigley Field for the NFL title before 34,320 fans. Sid Luckman throws five TD passes (2 each to Harry Clark and Dante Magnani). Bronko Nagurski scores his last Bear TD, a 3-yard run.
- 12/15/46**—With George Halas around for the full season, the Bears whip the Giants 24-14 before a record NFL title crowd of 58,346 in the Polo Grounds. After opening with a 21-yard TD pass to Ken Kavanaugh, Sid Luckman gets the winning score on a 19-yard bootleg.
- 1948**—Bears make the first trade for a draft choice then select QB Bobby Layne.
- 12/11/49**—Johnny Lujack sets NFL passing record with 468 yards against the Cardinals.

1950s

- 12/17/50**—Bears and Rams tie for Western Division title with 9-3 marks but Rams trip Bears in LA 24-14 to break the tie.
- 1956**—Halas retires for a third time. Paddy Driscoll gets the position.
- 12/30/56**—Giants, with their sneakers again, trounce Chicago 47-7 before 56,836 in Yankee Stadium for NFL title.
- 11/2/58**—Bears and Rams establish NFL attendance record drawing 90,833 paid in the LA Coliseum. Rams win 41-35.

1960s

- 10/22/61**—Bears destroy the scorching 49er shotgun formation 31-0 with Bill George playing middle guard and the defensive line stunting.
- 12/29/63**—Bears intercept five YA Tittle passes and capture NFL title from Giants 14-10 in Wrigley Field before 45,801 and closed circuit TV. QB Bill Wade gets both TDs on two- and one-yard runs. Each Bear earns \$5,899.
- 1964**—Flanker Johnny Morris catches NFL record 93 passes.
- 1965**—Bears set standard for draft by selecting LB Dick Butkus and RB Gale Sayers on first round.
- 1965**—Rookie Sayers bursts into pro football with a NFL record 22 TDs.
- 12/12/65**—Gale Sayers scores six TDs against 49ers.
- 1966**—Gale Sayers sets NFL combined yards record with 2,440.
- 5/27/68**—The all-time winningest coach in football history, George Halas, retires from coaching after 40 seasons with 324 wins, 151 defeats, 31 ties.

1970s

- 3/19/70**—George Halas elected president of the National Football Conference as NFL-AFL merge.
- 6/16/70**—Bear running back Brian Piccolo dies of cancer. Club establishes Piccolo Fund, raising almost \$2 million for cancer research.
- 12/13/70**—Bears say goodbye to Wrigley Field by trouncing Green Bay 35-17. They will make Soldier Field their home in 1971.
- 9/19/71**—The Bears open at Soldier Field by defeating the Pittsburgh Steelers 17-15.
- 9/12/74**—Jim Finks joins Bears as Vice President and General Manager after serving as Vikings' GM and NFL Management Council Advisor.
- 12/17/74**—After three seasons and a record of 11-30-1, Abe Gibron departs as head coach.
- 12/31/74**—Former NFL star linebacker Jack Pardee is named Bear head coach—the first non-Bear to hold the job.
- 7/12/75**—Bears open training camp at Lake Forest College after 31 seasons in Rensselaer, Indiana.

- 11/20/77**—Enroute to leading the NFL in rushing with a Bear record 1,852 yards, Walter Payton dashes through Vikings in Soldier Field for a NFL record 275 yards.
- 12/18/77**—A 28-yard FG by Bob Thomas with :09 left in overtime gives Bears a 12-9 win over the Giants, a 9-5 record, a six-game win streak, and their first playoff spot in 14 years.
- 12/26/77**—Bears finish season with 37-7 playoff loss at Dallas, but set 28 team records and play before a home record 401,513 fans in seven Soldier Field dates.
- 1/19/78**—With a three-year record of 20-22, Jack Pardee resigns to seek Redskins coaching job.
- 2/16/78**—Neill Armstrong, Minnesota Vikings defensive coordinator, becomes head coach.
- 9/3/79**—Bears occupy \$1.6 million new headquarters named Halas Hall on Lake Forest College campus.
- 12/16/79**—Massive heart attack claims George (Mugs) Halas at 54. Bears route St. Louis 42-6 and Dallas tips Washington 35-34. The combination sends 10-6 Bears to the playoffs.
- 12/23/79**—After leading 17-10, Bears drop the Wild Card game at Philadelphia, 27-17.
- 2/19/84**—Rudy Custer, business manager for 38 years, announces his retirement.
- 10/7/84**—Walter Payton breaks Jim Brown's rushing record with a third quarter six-yard run against the NO Saints. He finishes the day with 32 carries for 154 yards.
- 11/25/84**—Bears defeat Vikings 34-3 at Minneapolis to clinch first Central division title.
- 12/30/84**—Bears defeat Redskins 23-19 in divisional playoffs. Advance to NFC Championship but lose to 49ers, 23-0.
- 1985**—Bears win first 12 games of season enroute to posting 15-1 regular season mark, tying the most regular season wins by team in NFL history. Chicago claims second straight NFC Central title as club record nine players are selected to Pro Bowl.
- 1/5/86**—Bears host first playoff game since 1963 and shutout New York Giants, 21-0.
- 1/12/86**—Bears blank Los Angeles Rams, 24-0, in NFC Championship game at Soldier Field and advance to Super Bowl XX.
- 1/26/86**—Chicago sets seven Super Bowl records in first appearance including most points (46) and largest margin of victory (36) in 46-10 rout of the New England Patriots. The game was witnessed by record-setting number of viewers via television worldwide. The next day the team was greeted by an estimated 500,000 people in a ticker tape parade in downtown Chicago.
- 1986**—Bears capture third straight NFC Central title with 14-2 mark; defense allows NFL record- low 187 points. Bears lose opening round game of playoffs to Redskins, 27-13.
- 12/20/87**—Walter Payton plays final regular season game at Soldier Field and rushes for 79 yards and two TDs. "Walter Payton Day" is celebrated prior to game when club president Michael McCaskey retires jersey number 34.
- 1987**—Bears win fourth consecutive division title with 11-4 mark in strike interrupted season. Team posts four straight winning seasons, a feat last accomplished by Bears between 1946-51. Redskins come back from 14-0 deficit to beat Bears, 21-17, in playoffs.
- 1988**—Bears post 12-4 record (tied for best in NFL) and advance to NFC Championship game before losing to eventual Super Bowl Champion San Francisco. Bears finish five-year period (1984-88) with 62 wins—most by NFL team ever in such a span.

1980s

- 10/6/80**—Payton gains 133 rushing and 14 receiving to raise lifetime combined yardage to 9,492—breaking Sayers' club record. Bears beat Tampa 23-0 at Soldier Field
- 12/7/80**—Bears whip Packers 61-7 at Soldier Field equaling club record for points and setting records for first downs (33) and completion percentage (83.3%, 20 of 24). Vince Evans throws for 316—most by a Bear in 10 years.
- 1/4/82**—After four seasons and a 30-35 record, Neill Armstrong departs as head coach.
- 1/20/82**—Mike Ditka, assistant offensive coach of the Dallas Cowboys, becomes head coach.
- 8/24/83**—Jim Finks resigns as General Manager after nine seasons.
- 10/5/83**—George Halas names Jerry Vainisi as the club's General Manager.
- 10/31/83**—Bears' founder and owner, George Halas, dies at the age of 88.
- 11/11/83**—Michael B. McCaskey becomes the third president in franchise history.

12/3/89—Kevin Butler connects on his 24th straight field goal to set a NFL record for Most Consecutive Field Goals.

12/24/89—Richard Dent sacks Joe Montana and becomes the Bears' all-time sack leader with 82, surpassing Jim Osborne.

1990s

6/6/90—Andy McKenna and Patrick G. Ryan, two Chicago businessmen, purchase approximately 20% (total) of the Bears from the McCaskeys.

1990—Bears regain NFC Central Title with 11-5 mark. They win the First Round play-off game against Saints, 16-6, before falling to eventual Super Bowl Champion NY Giants, 31-3, in Dan Hampton's last game.

12/8/91—Mike Ditka wins his 100th regular season game as the Bears' head coach with a 27-13 victory over the Green Bay Packers at Soldier Field.

1991—Chicago finishes 11-5 and earns a Wild Card berth in the playoffs. The Bears are upset in the First Round by the Dallas Cowboys, 17-13, at Soldier Field.

10/4/92—Kevin Butler becomes the Bears all-time leading scorer with a 50-yard FG. He surpasses Walter Payton's 750 points.

12/13/92—In Mike Singletary's final home game, the Bears upset AFC Central champion Pittsburgh Steelers, 30-6.

1/19/93—Dave Wannstedt is hired as the 11th head coach in club history.

10/3/93—The Bears play their 1,000th game in franchise history hosting the Atlanta Falcons in Soldier Field

BEARS IN THE RANKINGS

| OFFENSE | Overall | Rush | Pass |
|---------|------------|------------|------------|
| 1981 | 26 (289.6) | 11 (135.7) | 27 (153.9) |
| 1982 | 26 (277.0) | 18 (109.8) | 23 (167.2) |
| 1983 | 4 (364.4) | 1 (170.4) | 2 (193.9) |
| 1984 | 7 (339.8) | 1 (185.9) | 26 (153.9) |
| 1985 | 7 (364.8) | 1 (172.6) | 20 (192.3) |
| 1986 | 7 (341.2) | 1 (168.8) | 20 (172.4) |
| 1987 | 12 (336.3) | 13 (130.3) | 12 (206.0) |
| 1988 | 11 (332.3) | 3 (144.9) | 20 (187.4) |
| 1989 | 10 (335.9) | 2 (142.9) | 19 (193.0) |
| 1990 | 13 (311.3) | 2 (152.3) | 28 (159.0) |
| 1991 | 11 (316.8) | 9 (121.8) | 13 (195.0) |
| 1992 | 8 (308.8) | 10 (116.9) | 14 (191.9) |

| DEFENSE | Overall | Rush | Pass |
|---------|------------|------------|------------|
| 1981 | 19 (337.1) | 20 (134.1) | 14 (203.0) |
| 1982 | 16 (316.8) | 5 (100.2) | 21 (216.6) |
| 1983 | 8 (320.8) | 11 (125.0) | 12 (195.8) |
| 1984 | 1 (241.4) | 1 (86.1) | 2 (155.4) |
| 1985 | 1 (258.4) | 1 (82.4) | 3 (176.0) |
| 1986 | 1 (258.1) | 2 (91.4) | 2 (166.7) |
| 1987 | 2 (281.0) | 1 (94.2) | 7 (186.8) |
| 1988 | 2 (272.5) | 1 (82.9) | 9 (189.6) |
| 1989 | 25 (358.1) | 15 (118.6) | 24 (239.5) |
| 1990 | 6 (280.8) | 7 (98.3) | 10 (182.5) |
| 1991 | 4 (281.7) | 10 (98.8) | 8 (182.9) |
| 1992 | 17 (309.5) | 21 (121.8) | 15 (187.8) |

ATTENDANCE

(since 1971 when Bears moved to Soldier Field)

| Season | Capacity | Sold | Actual (games) | Average | Road (games) |
|--------|----------|---------|----------------|---------|--------------|
| 1971 | 55,049 | N/A | 385,343 (7) | 55,049 | 396,183 (7) |
| 1972 | 55,701 | N/A | 389,907 (7) | 55,701 | 406,556 (7) |
| 1973 | 55,701 | N/A | 389,907 (7) | 55,701 | 395,192 (7) |
| 1974 | 55,753 | N/A | 389,117 (7) | 55,588 | 372,530 (7) |
| 1975 | 57,455 | 387,312 | 323,868 (7) | 46,266 | 392,929 (7) |
| 1976 | 57,359 | 401,123 | 351,812 (7) | 50,258 | 438,338 (7) |
| 1977 | 57,359 | 401,513 | 336,500 (7) | 48,071 | 409,377 (7) |
| 1978 | 57,359 | 458,872 | 385,976 (8) | 48,247 | 455,542 (8) |
| 1979 | 57,979 | 463,832 | 416,168 (8) | 52,021 | 477,321 (8) |
| 1980 | 64,154 | 513,232 | 464,897 (8) | 58,112 | 486,954 (8) |
| 1981 | 64,410 | 515,280 | 436,563 (8) | 54,570 | 453,575 (8) |
| 1982 | 65,793 | 249,354 | 183,626 (4) | 22,953 | 293,501 (5) |
| 1983 | 65,793 | 545,897 | 418,771 (8) | 52,346 | 409,867 (8) |
| 1984 | 65,793 | 516,347 | 462,159 (8) | 57,769 | 444,496 (8) |
| 1985 | 65,793 | 526,344 | 486,212 (8) | 60,776 | 517,146 (8) |
| 1986 | 66,030 | 528,240 | 495,484 (8) | 61,935 | 478,025 (8) |
| 1987 | 66,030 | 528,240 | 459,192 (8) | 57,399 | 407,783 (7) |
| 1988 | 66,946 | 535,568 | 494,093 (8) | 61,761 | 489,476 (8) |
| 1989 | 66,946 | 535,568 | 489,976 (8) | 61,247 | 506,193 (8) |
| 1990 | 66,946 | 535,568 | 481,018 (8) | 60,127 | 534,440 (8) |
| 1991 | 66,946 | 535,568 | 491,778 (8) | 61,472 | 531,835 (8) |
| 1992 | 66,950 | 535,600 | 478,507 (8) | 59,813 | 529,769 (8) |

Ten largest crowds to watch the Bears

| Soldier Field | | | Road | | |
|---------------|-----------|----------|----------|----------|----------|
| 66,625** | vs. Phil. | 10/2/89 | 100,470 | at Rams | 11/2/58 |
| 66,475 | vs. Min. | 9/17/89 | 83,224** | at Clev. | 11/3/80 |
| 65,704** | vs. NYG | 9/14/87 | 80,638 | at Det. | 11/21/76 |
| 65,534* | vs. Phil. | 12/31/88 | 80,366 | at Buf. | 9/29/91 |
| 65,506 | vs. Rams | 10/29/89 | 80,156 | at Raid. | 9/30/90 |
| 65,420 | vs. Min. | 9/23/90 | 80,024 | at Buf. | 10/27/74 |
| 65,293 | vs. SF | 10/24/88 | 78,879 | at Det. | 11/28/91 |
| 65,255** | vs. NYJ | 9/23/91 | 78,722** | at Clev. | 10/23/89 |
| 65,141* | vs. Wash. | 1/3/87 | 78,019 | at Raid. | 12/27/87 |
| 65,135 | vs. Phil. | 9/14/86 | 77,025* | at NYG | 1/13/91 |

Five smallest crowds to watch the Bears

| | | | | | |
|---------|----------|----------|--------|----------|----------|
| 29,157 | vs. GB | 12/16/73 | 4,074† | at Phil. | 10/4/87 |
| 32,113† | vs. Min. | 10/11/87 | 34,350 | at Balt. | 9/25/83 |
| 34,306 | vs. GB | 12/10/78 | 36,816 | at TB | 11/20/83 |
| 35,807 | vs. GB | 12/18/83 | 41,154 | at Min. | 10/21/79 |
| 40,483 | vs. SF | 11/27/83 | 41,729 | at Det. | 12/9/73 |

* playoff game; ** Monday Night Football; † strike game.

NOTES:

Last non-sellout: September 9, 1984 vs. Denver (4,432 unsold).

Heading into 1993, the Bears had 78 straight sellouts (70 regular season, eight playoffs).

HOME SWEET HOME

Last year the Bears finished 4-4 at Soldier Field. Chicago has not posted a losing record at home since going 3-4 in 1975 — the third longest streak in the NFL behind only Washington (1968) and Pittsburgh (1969). Since 1980, Chicago has been among the NFL's top clubs when playing in front of their home fans:

| | | |
|----------------------|----------------|-------------|
| Denver Broncos | 76-25-0 | .752 |
| Washington Redskins | 72-27-0 | .727 |
| Miami Dolphins | 71-27-1 | .724 |
| Chicago Bears | 71-29-0 | .710 |
| San Francisco 49ers | 69-30-0 | .697 |



george s. HALAS

Feb. 2, 1895 – Oct. 31, 1983

Leading the Chicago Bears for more than a half-century, George S. Halas, the team's founder and head coach for 40 years, was one of the most enduring personalities in sports history. Halas was active with the Bears starting in 1920 when he founded the team.

Halas was born and raised on Chicago's west side, prepped at Crane Tech High School before attending the University of Illinois where he earned a B.S. degree while lettering in football, basketball, and baseball. After graduation in 1918, he joined the Navy for the first of two tours of duty. He was named Player of the Game in the 1919 Rose Bowl playing end on the Great Lakes team that beat the Marines 17-0. A commander when he left active duty in 1946, Halas retired as a captain in the Naval Reserve. He was also awarded the Distinguished Citizens Award—the highest honor the Navy can bestow on a civilian.

After leaving the Navy, Halas played right field for the New York Yankees, but a hip injury shortened his baseball career. Halas went to work for a Decatur (IL) corn products firm owned by an enthusiastic sports fan, Mr. A.E. Staley, who sponsored a semi-pro baseball team, and later commissioned Halas to organize an independent football team.

PRO CAREER: As a player, Halas set an NFL record (which stood til 1972) when he took a Jim Thorpe fumble 98 yards for a TD in a 26-0 win over the Oorang Indians at Wrigley Field (11/4/23). He played end for the Bears from 1920-29 and was named to the NFL All-Pro squad of the 20s.

PRO COACHING CAREER: Four times Halas interrupted his coaching activities by his own volition. He first turned over the leadership to Ralph Jones from 1930 through 1932. In 1942 when he left for the Navy, Luke Johnsos and "Hunk" Anderson shared head coaching responsibilities until '45. John "Paddy" Driscoll coached in 1956-57. Coincidentally, in '33 and again in '46 when Halas resumed coaching, his Bears' won world championships.

During the 1940s, his teams reached the height of their power with four straight Western Conference titles; three world championships; a fantastic four-season record (including pre-season games) of 62-7-1 (.899); scoring 2,164 points and allowing just 842. The 1940 team, which defeated the Washington Redskins 73-0 for the World Championship, was voted the greatest professional team of all-time by the National Academy of Sports Editors in 1963.

Resuming coaching in 1958, Halas needed a little more time to develop another championship, but five years later (1963) the Bears had won their eighth championship. *The Sporting News*, AP, and UPI named him Coach of the Year after the 1963 and 1965 seasons. Halas retired from coaching on May 27, 1968, with a career record of 324-151-31. He is a charter member of the Pro Football Hall of Fame.

HALAS' BEARS RECORDS

Longest run with opponent's fumble: 98 yards, TD (11/4/23)

ALL-TIME COACHING RECORDS

Most regular season wins: 324

Most consecutive regular season wins without defeat: 23-0-1 (1941-43); tied with old Canton Bulldogs

Most consecutive wins (all games): 18 (1933-34) & (1941-42)

Most consecutive regular season victories: 17 (1933-34)

BEAR COACHING RECORDS

Most regular season wins: 324

Most regular season wins; consecutive: 23 (1941-43)

Most consecutive wins (including playoffs): 18 (1933-34) & (1941-43)

Most World Champions: 6 (1921, 1933, 1940, 1941, 1946, 1963)

george s. HALAS, jr.

Sept. 4, 1925 – Dec. 16, 1979



"Mugs" Halas was an integral part of the Chicago Bears before his untimely death in 1979. The son of pro football founder George S. Halas, "Mugs" spent 30 years in pro football. He joined the Bears' front office in 1950, was named treasurer in 1953, and became president of the club in 1963. In his first season as president, the Bears were NFL champions. "Mugs" was the second of just three presidents in the franchise's 70-year history. He succeeded his father, George S. Halas, and was followed by current president, Michael McCaskey. His numerous contributions on a league-level included membership on the executive committee of the NFL Management Council.

"Mugs" learned football at a young age, serving as a ball boy while growing up. He earned a business degree from Loyola in 1949, before entering pro football on a full-time basis. "Mugs" is remembered for his love and devotion to the game.

walter PAYTON

Running Back 1975-87



- Attended Jackson State
- Holds 8 NFL Records
- Holds 26 Bears' Records; jersey #34 is retired
- Voted to 9 Pro Bowls (1976; 78-81; 84-87)
- Member of Chicago Bears Board of Directors
- Elected to Hall of Fame, January 30, 1993
- Inducted July 31, 1993

Payton's Pro Stats

| Year | Rushing | | | | | Receiving | | | | | G-GS |
|---------------|---------------|----------------|------------|-----------|-------------|------------|--------------|------------|-----------|-----------|----------------|
| | No | Yds | Avg | Lg | TD | No | Yds | Avg | Lg | TD | |
| 1987 Bears | 146 | 533 | 3.7 | 17 | 4 | 33 | 217 | 6.6 | 16 | 1 | 12-12 |
| 1986 Bears | 321 | 1,333 | 4.2 | 41 | 8 | 37 | 382 | 10.3 | 57 | 3 | 16-16 |
| 1985 Bears | 324 | 1,551 | 4.8 | 40 | 9 | 49 | 483 | 9.9 | 65 | 2 | 16-16 |
| 1984 Bears | 381 | 1,684 | 4.4 | 72 | 11 | 45 | 368 | 8.2 | 31 | 0 | 16-16 |
| 1983 Bears | 314 | 1,421 | 4.5 | 49 | 6 | 53 | 607 | 11.5 | 74 | 2 | 16-16 |
| 1982 Bears | 148 | 596 | 4.0 | 26 | 1 | 32 | 311 | 9.7 | 40 | 0 | 9-9 |
| 1981 Bears | 339 | 1,222 | 3.6 | 39 | 6 | 41 | 379 | 9.2 | 30 | 2 | 16-16 |
| 1980 Bears | 317 | 1,460 | 4.6 | 69 | 6 | 46 | 367 | 8.0 | 54 | 1 | 16-16 |
| 1979 Bears | 369 | 1,610 | 4.4 | 43 | 14 | 31 | 313 | 10.1 | 65 | 2 | 16-16 |
| 1978 Bears | 333 | 1,395 | 4.2 | 76 | 11 | 50 | 480 | 9.5 | 61 | 0 | 16-16 |
| 1977 Bears | 339 | 1,852 | 5.5 | 73 | 14 | 27 | 269 | 10.0 | 75 | 2 | 14-14 |
| 1976 Bears | 311 | 1,390 | 4.5 | 60 | 13 | 15 | 149 | 9.9 | 34 | 0 | 14-14 |
| 1975 Bears | 196 | 679 | 3.5 | 54 | 7 | 33 | 213 | 6.5 | 40 | 0 | 13-7 |
| Career | *3,838 | *16,726 | 4.4 | 76 | *110 | 492 | 4,538 | 9.2 | 75 | 15 | 190-184 |

Also: Career passing: 11-34-331, 8 TDs, and 5 interceptions.
Career kickoff returns: 17 for 539 yards (31.7 avg.) no TDs.
Career punting: 1 for 39 yards (1975)

Playoffs

| Year | Rushing | | | | | Receiving | | | | | G-GS |
|---------------|------------|------------|------------|-----------|----------|-----------|------------|------------|-----------|----------|------------|
| | No | Yds | Avg | LG | TD | No | Yds | Avg | LG | TD | |
| 1987 Bears | 18 | 85 | 4.7 | 16 | 0 | 3 | 20 | 6.7 | 9 | 0 | 1-1 |
| 1986 Bears | 14 | 38 | 2.7 | 9 | 0 | 1 | -2 | -2.0 | -2 | 0 | 1-1 |
| 1985 Bears | 67 | 186 | 2.8 | 12 | 0 | 8 | 52 | 6.5 | 19 | 0 | 3-3 |
| 1984 Bears | 46 | 196 | 4.3 | 20 | 0 | 4 | 23 | 5.8 | 12 | 0 | 2-2 |
| 1979 Bears | 16 | 67 | 4.2 | 12 | 2 | 3 | 52 | 17.3 | 31 | 0 | 1-1 |
| 1977 Bears | 19 | 60 | 3.1 | 11 | 0 | 3 | 33 | 11.0 | 20 | 0 | 1-1 |
| Career | 180 | 632 | 3.5 | 20 | 2 | 22 | 178 | 8.1 | 31 | 0 | 9-9 |

Also: 3 kickoff returns for 57 yards in 1977.

* NFL Record

ANNUAL SCORING & RUSHING LEADERS

SCORING

| Year | Player | TD | PAT | FG | Pts |
|-------|------------------|----|-----|----|-----|
| 1992 | Butler, Kevin | 0 | 34 | 19 | 91 |
| 1991 | Butler, Kevin | 0 | 32 | 19 | 89 |
| 1990 | Butler, Kevin | 0 | 36 | 26 | 114 |
| 1989 | Anderson, Neal | 15 | 0 | 0 | 90 |
| 1988 | Butler, Kevin | 0 | 37 | 15 | 82 |
| 1987 | Butler, Kevin | 0 | 28 | 19 | 85 |
| 1986 | Butler, Kevin | 0 | 36 | 28 | 120 |
| 1985* | Butler, Kevin | 0 | 51 | 31 | 144 |
| 1984 | Thomas, Bob | 0 | 35 | 22 | 101 |
| 1983 | Thomas, Bob | 0 | 35 | 14 | 77 |
| 1982 | Moorehead, Emery | 5 | 0 | 0 | 30 |
| 1981 | Roveto, John | 0 | 19 | 10 | 49 |
| 1980 | Thomas, Bob | 0 | 35 | 13 | 74 |
| 1979 | Payton, Walter | 16 | 0 | 0 | 96 |
| 1978 | Thomas, Bob | 0 | 26 | 17 | 77 |
| 1977 | Payton, Walter | 16 | 0 | 0 | 96 |
| 1976 | Payton, Walter | 13 | 0 | 0 | 78 |
| 1975 | Thomas, Bob | 0 | 18 | 13 | 57 |
| 1974 | Roder, Mirro | 0 | 18 | 13 | 57 |
| 1973 | Roder, Mirro | 0 | 11 | 8 | 35 |
| 1972 | Percival, Mac | 0 | 26 | 12 | 62 |
| 1971 | Percival, Mac | 0 | 18 | 15 | 63 |
| 1970 | Percival, Mac | 0 | 28 | 20 | 88 |
| 1969 | Percival, Mac | 0 | 26 | 8 | 50 |
| 1968 | Percival, Mac | 0 | 25 | 25 | 100 |
| 1967 | Sayers, Gale | 12 | 0 | 0 | 72 |
| 1966 | Leclerc, Roger | 0 | 24 | 18 | 78 |
| 1965* | Sayers, Gale | 22 | 0 | 0 | 132 |
| 1964 | Morris, Johnny | 10 | 0 | 0 | 60 |
| 1963 | Ditka, Mike | 8 | 0 | 0 | 48 |
| 1962 | Leclerc, Roger | 0 | 36 | 13 | 75 |
| 1961 | Ditka, Mike | 12 | 0 | 0 | 72 |
| 1960 | Aveni, John | 0 | 23 | 7 | 44 |
| 1959 | Casares, Rick | 12 | 0 | 0 | 72 |
| 1958 | Galimore, Willie | 12 | 0 | 0 | 72 |
| 1957 | Blanda, George | 1 | 23 | 14 | 71 |
| 1956 | Casares, Rick | 14 | 0 | 0 | 84 |
| 1955 | Blanda, George | 2 | 37 | 11 | 82 |
| 1954 | Hill, Harlon | 12 | 0 | 0 | 72 |
| 1953 | Blanda, George | 0 | 27 | 7 | 48 |
| 1952 | Blanda, George | 1 | 30 | 6 | 54 |
| 1951 | Lujack, Johnny | 7 | 10 | 0 | 52 |
| 1950 | Lujack, Johnny | 11 | 34 | 3 | 109 |
| 1949 | Lujack, Johnny | 2 | 42 | 1 | 57 |
| 1948 | Lujack, Johnny | 1 | 44 | 0 | 50 |
| 1947 | Kavanaugh, Ken | 13 | 0 | 0 | 78 |
| 1946 | Gallameau, Hugh | 8 | 0 | 0 | 48 |
| 1945 | Kavanaugh, Ken | 6 | 0 | 0 | 36 |
| 1944 | McLean, Ray | 7 | 0 | 0 | 42 |
| 1943 | Clark, Harry | 10 | 0 | 0 | 60 |
| 1942 | McLean, Ray | 9 | 0 | 0 | 54 |
| 1941 | McAfee, George | 12 | 0 | 0 | 72 |
| 1940 | McLean, Ray | 4 | 1 | 0 | 25 |
| 1939 | Manders, Jack | 4 | 17 | 3 | 50 |
| 1938 | Manders, Jack | 3 | 10 | 3 | 37 |
| 1937* | Manders, Jack | 5 | 15 | 8 | 69 |
| 1936* | Manders, Jack | 4 | 17 | 7 | 62 |
| 1935 | Karr, William | 6 | 0 | 0 | 36 |
| 1934* | Manders, Jack | 3 | 31 | 10 | 79 |
| 1933 | Manders, Jack | 0 | 15 | 6 | 33 |

*Led NFL

RUSHING

| Year | Player | Yards | Att | TD |
|-------|-------------------|-------|-----|----|
| 1992 | Anderson, Neal | 582 | 156 | 5 |
| 1991 | Anderson, Neal | 747 | 210 | 6 |
| 1990 | Anderson, Neal | 1,078 | 260 | 10 |
| 1989 | Anderson, Neal | 1,275 | 274 | 11 |
| 1988 | Anderson, Neal | 1,106 | 249 | 12 |
| 1987 | Anderson, Neal | 586 | 129 | 3 |
| 1986 | Payton, Walter | 1,333 | 321 | 8 |
| 1985 | Payton, Walter | 1,551 | 324 | 9 |
| 1984 | Payton, Walter | 1,684 | 381 | 11 |
| 1983 | Payton, Walter | 1,421 | 314 | 6 |
| 1982 | Payton, Walter | 596 | 148 | 1 |
| 1981 | Payton, Walter | 1,222 | 339 | 6 |
| 1980 | Payton, Walter | 1,460 | 317 | 6 |
| 1979 | Payton, Walter | 1,610 | 369 | 14 |
| 1978 | Payton, Walter | 1,395 | 333 | 11 |
| 1977* | Payton, Walter | 1,852 | 339 | 14 |
| 1976 | Payton, Walter | 1,390 | 311 | 13 |
| 1975 | Payton, Walter | 679 | 196 | 7 |
| 1974 | Grandberry, Ken | 475 | 144 | 2 |
| 1973 | Garrett, Carl | 655 | 175 | 5 |
| 1972 | Douglass, Bobby | 968 | 141 | 8 |
| 1971 | Shy, Don | 420 | 116 | 2 |
| 1970 | Montgomery, Ross | 229 | 62 | 0 |
| 1969* | Sayers, Gale | 1,032 | 236 | 8 |
| 1968 | Sayers, Gale | 856 | 138 | 2 |
| 1967 | Sayers, Gale | 880 | 186 | 7 |
| 1966* | Sayers, Gale | 1,231 | 229 | 8 |
| 1965 | Sayers, Gale | 867 | 166 | 14 |
| 1964 | Arnett, Jon | 400 | 119 | 1 |
| 1963 | Marconi, Joe | 446 | 118 | 2 |
| 1962 | Marconi, Joe | 406 | 89 | 5 |
| 1961 | Galimore, Willie | 707 | 153 | 4 |
| 1960 | Casares, Rick | 566 | 160 | 5 |
| 1959 | Casares, Rick | 699 | 177 | 10 |
| 1958 | Casares, Rick | 651 | 176 | 2 |
| 1957 | Casares, Rick | 700 | 204 | 6 |
| 1956* | Casares, Rick | 1,126 | 234 | 12 |
| 1955 | Casares, Rick | 672 | 125 | 4 |
| 1954 | Jagade, Chick | 498 | 157 | 3 |
| 1953 | Morrison, Fred | 307 | 95 | 2 |
| 1952 | Morrison, Fred | 367 | 95 | 3 |
| 1951 | Dottley, John | 670 | 127 | 3 |
| 1950 | Gulyanics, George | 571 | 146 | 2 |
| 1949 | Gulyanics, George | 452 | 102 | 5 |
| 1948 | Gulyanics, George | 439 | 119 | 4 |
| 1947 | Osmanski, Joe | 328 | 64 | 1 |
| 1946 | Gallemeau, Hugh | 476 | 112 | 6 |
| 1945 | Margarita, Bob | 497 | 112 | 3 |
| 1944 | Margarita, Bob | 463 | 88 | 4 |
| 1943 | Clark, Harry | 556 | 120 | 3 |
| 1942 | Famiglietti, Gary | 503 | 118 | 8 |
| 1941 | McAfee, George | 474 | 65 | 6 |
| 1940 | Nolting, Ray | 373 | 78 | 1 |
| 1939* | Osmanski, Bill | 699 | 121 | 7 |
| 1938 | Nolting, Ray | 297 | 63 | 2 |
| | Francis, Sam | 297 | 85 | 3 |
| 1937 | Nolting, Ray | 424 | 106 | 2 |
| 1936 | Nagurski, Bronko | 529 | 122 | 3 |
| 1935 | Ronzani, Gene | 356 | 79 | 2 |
| 1934* | Feathers, Beattie | 1,004 | 101 | 8 |
| 1933 | Nagurski, Bronko | 533 | 128 | 1 |

*Led NFL

ANNUAL PASSING LEADERS

| Year | Player | Att | Cmp | Yards | TD | Int | Rating |
|-------|-------------------|-----|-----|-------|----|-----|--------|
| 1992 | Harbaugh, Jim | 358 | 202 | 2,486 | 13 | 12 | 76.2 |
| 1991 | Harbaugh, Jim | 478 | 275 | 3,121 | 15 | 16 | 73.7 |
| 1990 | Harbaugh, Jim | 312 | 180 | 2,178 | 10 | 6 | 81.9 |
| 1989 | Tomczak, Mike | 306 | 156 | 2,058 | 16 | 16 | 68.2 |
| 1988 | McMahon, Jim | 192 | 114 | 1,346 | 6 | 7 | 76.0 |
| 1987 | McMahon, Jim | 210 | 125 | 1,639 | 12 | 8 | 87.4 |
| 1986 | McMahon, Jim | 150 | 77 | 995 | 5 | 8 | 61.4 |
| 1985 | McMahon, Jim | 313 | 178 | 2,392 | 18 | 11 | 82.8 |
| 1984 | McMahon, Jim | 143 | 85 | 1,146 | 8 | 2 | 97.8 |
| 1983 | McMahon, Jim | 295 | 175 | 2,184 | 12 | 13 | 77.7 |
| 1982 | McMahon, Jim | 210 | 120 | 1,501 | 9 | 7 | 80.1 |
| 1981 | Evans, Vince | 436 | 195 | 2,354 | 11 | 20 | 51.0 |
| 1980 | Evans, Vince | 278 | 148 | 2,039 | 11 | 16 | 66.1 |
| 1979 | Phipps, Mike | 255 | 134 | 1,535 | 9 | 8 | 69.7 |
| 1978 | Avellini, Bob | 264 | 141 | 1,718 | 5 | 16 | 54.6 |
| 1977 | Avellini, Bob | 293 | 194 | 2,004 | 11 | 18 | 61.7 |
| 1976 | Avellini, Bob | 271 | 118 | 1,580 | 8 | 15 | 49.7 |
| 1975 | Huff, Gary | 205 | 114 | 1,083 | 3 | 9 | 57.1 |
| 1974 | Huff, Gary | 283 | 142 | 1,663 | 6 | 17 | 50.4 |
| 1973 | Douglass, Bobby | 174 | 81 | 1,057 | 5 | 7 | 59.2 |
| 1972 | Douglass, Bobby | 198 | 75 | 1,246 | 9 | 12 | 49.5 |
| 1971 | Douglass, Bobby | 225 | 91 | 1,164 | 7 | 15 | 38.7 |
| 1970 | Concannon, Jack | 385 | 194 | 2,130 | 16 | 18 | 61.6 |
| 1969 | Concannon, Jack | 160 | 87 | 1,783 | 4 | 8 | 31.3 |
| 1968 | Concannon, Jack | 143 | 71 | 715 | 5 | 9 | 49.8 |
| 1967 | Concannon, Jack | 186 | 92 | 1,260 | 6 | 14 | 51.0 |
| 1966 | Bukich, Rudy | 309 | 147 | 1,858 | 10 | 21 | 49.1 |
| 1965* | Bukich, Rudy | 312 | 176 | 2,641 | 20 | 9 | 93.6 |
| 1964 | Bukich, Rudy | 160 | 99 | 1,099 | 12 | 7 | 89.0 |
| 1963 | Wade, Bill | 356 | 192 | 2,301 | 15 | 12 | 73.8 |
| 1962 | Wade, Bill | 412 | 225 | 3,172 | 18 | 24 | 70.2 |
| 1961 | Wade, Bill | 250 | 139 | 2,258 | 22 | 13 | 93.7 |
| 1960 | Brown, Ed | 149 | 59 | 1,079 | 7 | 11 | 50.1 |
| 1959 | Brown, Ed | 247 | 125 | 1,881 | 13 | 10 | 77.0 |
| 1958 | Brown, Ed | 218 | 102 | 1,418 | 10 | 17 | 51.0 |
| 1957 | Brown, Ed | 185 | 84 | 1,321 | 6 | 16 | 44.5 |
| 1956* | Brown, Ed | 168 | 96 | 1,667 | 11 | 12 | 83.1 |
| 1955 | Brown, Ed | 164 | 85 | 1,307 | 9 | 10 | 71.4 |
| 1954 | Bratkowski, Zeke | 130 | 67 | 1,087 | 8 | 17 | 60.9 |
| 1953 | Blanda, George | 362 | 169 | 2,164 | 14 | 24 | 51.3 |
| 1952 | Romanik, Steve | 126 | 49 | 772 | 4 | 11 | 34.5 |
| 1951 | Lujack, Johnny | 176 | 85 | 1,295 | 3 | 8 | 59.9 |
| 1950 | Lujack, Johnny | 254 | 121 | 1,731 | 4 | 21 | 40.9 |
| 1949 | Lujack, Johnny | 312 | 162 | 2,658 | 23 | 22 | 75.9 |
| 1948 | Luckman, Sid | 163 | 89 | 1,047 | 13 | 14 | 65.2 |
| 1947 | Luckman, Sid | 323 | 176 | 2,712 | 24 | 31 | 67.6 |
| 1946 | Luckman, Sid | 229 | 110 | 1,826 | 17 | 16 | 70.8 |
| 1945† | Luckman, Sid | 217 | 117 | 1,725 | 14 | 10 | 82.6 |
| 1944 | Luckman, Sid | 143 | 71 | 1,018 | 11 | 11 | 66.8 |
| 1943 | Luckman, Sid | 202 | 110 | 2,194 | 28 | 12 | 107.8 |
| 1942 | Luckman, Sid | 105 | 57 | 1,023 | 10 | 13 | 80.0 |
| 1941 | Luckman, Sid | 119 | 68 | 1,181 | 9 | 6 | 95.5 |
| 1940 | Luckman, Sid | 105 | 48 | 941 | 6 | 9 | 60.7 |
| 1939 | Masterson, Bernie | 113 | 44 | 914 | 5 | 9 | 49.6 |
| 1938 | Masterson, Bernie | 112 | 46 | 848 | 7 | 9 | 55.6 |
| 1937 | Masterson, Bernie | 72 | 26 | 615 | 6 | 7 | 55.8 |
| 1936 | Molesworth, Keith | 31 | 15 | 188 | 4 | 4 | 67.7 |
| 1935 | Masterson, Bernie | 44 | 18 | 456 | 5 | 4 | 79.4 |
| 1934 | Ronzani, Gene | 32 | 15 | 150 | 3 | 0 | 91.9 |
| 1933 | Molesworth, Keith | 50 | 19 | 433 | 3 | 4 | 56.5 |

*Led NFL; †Tied for NFL lead.

ANNUAL RECEIVING LEADERS

CATCHES

| Year | Player | No | Yards | TD |
|-------|-------------------|----|-------|----|
| 1992 | Davis, Wendell | 54 | 734 | 2 |
| 1991 | Davis, Wendell | 61 | 945 | 6 |
| 1990 | Muster, Brad | 47 | 452 | 0 |
| 1989 | Anderson, Neal | 50 | 434 | 4 |
| 1988 | McKinnon, Dennis | 45 | 704 | 3 |
| 1987 | Anderson, Neal | 47 | 467 | 3 |
| 1986 | Gault, Willie | 42 | 818 | 5 |
| 1985 | Payton, Walter | 49 | 483 | 2 |
| 1984 | Payton, Walter | 45 | 368 | 0 |
| 1983 | Payton, Walter | 53 | 607 | 2 |
| 1982 | Suhey, Matt | 36 | 333 | 0 |
| 1981 | Payton, Walter | 41 | 379 | 2 |
| 1980 | Payton, Walter | 46 | 367 | 1 |
| 1979 | Williams, Dave | 42 | 354 | 5 |
| 1978 | Payton, Walter | 50 | 480 | 0 |
| 1977 | Scott, James | 50 | 809 | 3 |
| 1976 | Harper, Roland | 29 | 291 | 1 |
| 1975 | Rather, Bo | 39 | 685 | 2 |
| 1974 | Wade, Charlie | 39 | 683 | 1 |
| 1973 | Garrett, Carl | 23 | 292 | 0 |
| 1972 | Thomas, Earl | 20 | 365 | 3 |
| 1971 | Farmer, George | 46 | 737 | 5 |
| 1970* | Gordon, Dick | 71 | 1,026 | 13 |
| 1969 | Wallace, Bob | 47 | 553 | 5 |
| 1968 | Gordon, Dick | 29 | 477 | 4 |
| 1967 | Gordon, Dick | 31 | 524 | 5 |
| 1966 | Sayers, Gale | 34 | 447 | 2 |
| 1965 | Morris, Johnny | 53 | 846 | 4 |
| 1964* | Morris, Johnny | 93 | 1,200 | 10 |
| 1963 | Ditka, Mike | 59 | 794 | 8 |
| 1962 | Ditka, Mike | 58 | 904 | 5 |
| | Morris, Johnny | 58 | 889 | 5 |
| 1961 | Ditka, Mike | 56 | 1,076 | 12 |
| 1960 | Dewveall, Willard | 43 | 804 | 5 |
| 1959 | Dooley, Jim | 41 | 580 | 3 |
| 1958 | McColl, Bill | 35 | 517 | 8 |
| 1957 | Dooley, Jim | 37 | 530 | 1 |
| 1956 | Hill, Harlon | 47 | 1,128 | 11 |
| 1955 | Hill, Harlon | 42 | 789 | 9 |
| 1954 | Hill, Harlon | 45 | 1,124 | 12 |
| 1953 | Dooley, Jim | 53 | 841 | 4 |
| 1952 | Schroeder, Gene | 39 | 660 | 6 |
| 1951 | Hoffman, John | 28 | 394 | 2 |
| 1950 | Keane, Jim | 36 | 433 | 0 |
| 1949 | Keane, Jim | 47 | 696 | 6 |
| 1948 | Keane, Jim | 30 | 414 | 3 |
| 1947* | Keane, Jim | 64 | 910 | 10 |
| 1946 | Kavanaugh, Ken | 18 | 337 | 5 |
| 1945 | Wilson, George | 28 | 259 | 3 |
| 1944 | Wilson, George | 24 | 265 | 4 |
| 1943 | Clark, Harry | 23 | 535 | 7 |
| 1942 | McLean, Ray | 19 | 571 | 8 |
| 1941 | Plasman, Dick | 14 | 283 | 0 |
| 1940 | Kavanaugh, Ken | 12 | 276 | 3 |
| 1939 | Plasman, Dick | 19 | 403 | 3 |
| 1938 | Karr, William | 14 | 253 | 4 |
| 1937 | McDonald, Lester | 11 | 179 | 4 |
| 1936 | Hewitt, Bill | 15 | 358 | 6 |
| 1935 | Johnsos, Luke | 19 | 298 | 4 |
| 1934 | Hewitt, Bill | 10 | 151 | 5 |
| 1933 | Hewitt, Bill | 16 | 273 | 2 |
| 1932 | Johnsos, Luke | 19 | 321 | 2 |

YARDS

| Year | Player | Yards | No | TD |
|-------|-------------------|-------|----|----|
| 1992 | Davis, Wendell | 734 | 54 | 2 |
| 1991 | Davis, Wendell | 945 | 61 | 6 |
| 1990 | Davis, Wendell | 572 | 39 | 3 |
| 1989 | Morris, Ron | 486 | 30 | 1 |
| 1988 | McKinnon, Dennis | 704 | 45 | 3 |
| 1987 | Gault, Willie | 705 | 35 | 7 |
| 1986 | Gault, Willie | 818 | 42 | 5 |
| 1985 | Gault, Willie | 704 | 33 | 1 |
| 1984 | Gault, Willie | 587 | 34 | 6 |
| 1983 | Gault, Willie | 836 | 40 | 8 |
| 1982 | Moorehead, Emery | 363 | 30 | 5 |
| 1981 | Margerum, Ken | 584 | 39 | 1 |
| 1980 | Scott, James | 696 | 36 | 3 |
| 1979 | Baschnagel, Brian | 452 | 30 | 2 |
| 1978 | Scott, James | 759 | 42 | 5 |
| 1977 | Scott, James | 809 | 50 | 3 |
| 1976 | Scott, James | 512 | 26 | 6 |
| 1975 | Rather, Bo | 685 | 39 | 2 |
| 1974 | Wade, Charles | 683 | 39 | 1 |
| 1973 | Thomas, Earl | 343 | 24 | 4 |
| 1972 | Farmer, George | 380 | 14 | 2 |
| 1971 | Farmer, George | 737 | 46 | 5 |
| 1970 | Gordon, Dick | 1,026 | 71 | 13 |
| 1969 | Wallace, Bob | 553 | 47 | 5 |
| 1968 | Gordon, Dick | 477 | 29 | 4 |
| 1967 | Gordon, Dick | 534 | 31 | 5 |
| 1966 | Jones, Jimmie | 504 | 28 | 5 |
| 1965 | Morris, Johnny | 846 | 53 | 4 |
| 1964* | Morris, Johnny | 1,200 | 93 | 10 |
| 1963 | Ditka, Mike | 794 | 59 | 8 |
| 1962 | Ditka, Mike | 904 | 58 | 5 |
| 1961 | Ditka, Mike | 1,076 | 56 | 12 |
| 1960 | Dewveall, Willard | 804 | 43 | 5 |
| 1959 | Dooley, Jim | 580 | 41 | 3 |
| 1958 | McColl, Bill | 517 | 35 | 8 |
| 1957 | Dooley, Jim | 530 | 37 | 1 |
| 1956 | Hill, Harlon | 1,128 | 47 | 1 |
| 1955 | Hill, Harlon | 789 | 42 | 9 |
| 1954 | Hill, Harlon | 1,124 | 45 | 12 |
| 1953 | Dooley, Jim | 841 | 53 | 4 |
| 1952 | Schroeder, Gene | 660 | 39 | 6 |
| 1951 | Schroeder, Gene | 461 | 24 | 3 |
| 1950 | Keane, Jim | 433 | 36 | 0 |
| 1949 | Keane, Jim | 696 | 47 | 6 |
| 1948 | Keane, Jim | 414 | 30 | 3 |
| 1947 | Keane, Jim | 910 | 64 | 10 |
| 1946 | McLean, Ray | 348 | 17 | 2 |
| 1945 | Kavanaugh, Ken | 539 | 35 | 6 |
| 1944 | McLean, Ray | 414 | 19 | 5 |
| 1943 | Clark, Harry | 535 | 23 | 7 |
| 1942 | McLean, Ray | 571 | 19 | 8 |
| 1941 | Kavanaugh, Ken | 314 | 11 | 6 |
| 1940 | Kavanaugh, Ken | 276 | 12 | 3 |
| 1939 | Plasman, Dick | 403 | 19 | 3 |
| 1938 | Karr, Bill | 253 | 14 | 4 |
| 1937 | Manske, Eggs | 225 | 9 | 3 |
| 1936 | Hewitt, Bill | 358 | 15 | 6 |
| 1935 | Johnsos, Luke | 298 | 19 | 4 |
| 1934 | Hewitt, Bill | 151 | 10 | 5 |
| 1933 | Hewitt, Bill | 273 | 16 | 2 |
| 1932 | Johnsos, Luke | 321 | 24 | 2 |

*Led NFL

ANNUAL RETURN LEADERS

PUNTS

| Year | Player | No | Yds | Avg |
|-------|---------------------|----|-----|------|
| 1992 | Woolford, Donnell | 12 | 127 | 10.6 |
| 1991 | Bailey, Johnny | 36 | 281 | 7.8 |
| 1990 | Bailey, Johnny | 36 | 399 | 11.1 |
| 1989 | Green, Mark | 16 | 141 | 8.8 |
| 1988 | McKinnon, Dennis | 34 | 277 | 8.1 |
| 1987 | McKinnon, Dennis | 40 | 405 | 10.1 |
| 1986 | Barnes, Lew | 57 | 482 | 8.5 |
| 1985 | Taylor, Ken | 25 | 198 | 7.9 |
| 1984 | Fisher, Jeff | 58 | 492 | 8.5 |
| 1983 | McKinnon, Dennis | 34 | 316 | 9.3 |
| 1982 | Fisher, Jeff | 9 | 65 | 7.2 |
| 1981 | Fisher, Jeff | 43 | 509 | 11.8 |
| 1980 | Walterscheid, Lenny | 33 | 239 | 7.2 |
| 1979 | Schubert, Steve | 25 | 238 | 9.5 |
| 1978 | Schubert, Steve | 27 | 229 | 8.5 |
| 1977 | Schubert, Steve | 31 | 291 | 9.4 |
| 1976 | Livers, Virgil | 28 | 205 | 7.3 |
| 1975 | Livers, Virgil | 42 | 456 | 10.9 |
| 1974 | Hill, Ike | 33 | 183 | 5.5 |
| 1973 | Hill, Ike | 36 | 204 | 5.7 |
| 1972 | Smith, Ron | 26 | 163 | 6.3 |
| 1971 | Smith, Ron | 26 | 194 | 7.5 |
| 1970 | Cole, Linzy | 14 | 83 | 5.9 |
| 1969 | Lyle, Garry | 12 | 78 | 6.5 |
| 1968 | Turner, Cecil | 9 | 19 | 2.1 |
| 1967 | Gordon, Dick | 12 | 82 | 6.8 |
| 1966 | Arnett, Jon | 15 | 58 | 3.9 |
| 1965 | Sayers, Gale | 16 | 238 | 14.9 |
| 1964 | Arnett, Jon | 19 | 188 | 9.9 |
| 1963 | Morris, Johnny | 16 | 164 | 10.3 |
| 1962 | Morris, Johnny | 20 | 208 | 10.4 |
| 1961 | Morris, Johnny | 23 | 155 | 6.7 |
| 1960 | Morris, Johnny | 13 | 75 | 5.8 |
| 1959* | Morris, Johnny | 14 | 171 | 12.2 |
| 1958 | Morris, Johnny | 14 | 96 | 6.9 |
| 1957 | Drzewiecki, Ron | 22 | 64 | 2.9 |
| 1956 | Jeter, Perry | 6 | 66 | 11.0 |
| | Smith, Ray | 6 | 66 | 11.0 |
| 1955 | Drzewiecki, Ron | 20 | 100 | 5.0 |
| 1954 | Stone, Billy | 14 | 40 | 2.9 |
| 1953 | Macon, Ed | 17 | 68 | 4.0 |
| 1952 | White, Wilford | 23 | 117 | 5.1 |
| 1951 | White, Wilford | 14 | 131 | 9.4 |
| 1950 | McAfee, George | 33 | 284 | 8.6 |
| 1949 | McAfee, George | 24 | 279 | 11.6 |
| 1948* | McAfee, George | 30 | 417 | 13.9 |
| 1947 | McAfee, George | 18 | 261 | 14.5 |
| 1946 | Gallarneau, Hugh | 10 | 99 | 9.9 |
| 1945 | Margarita, Bob | 7 | 66 | 9.4 |
| 1944 | Grygo, Al | 11 | 100 | 9.1 |
| 1943 | Clark, Harry | 10 | 158 | 15.8 |
| 1942 | Gallarneau, Hugh | 9 | 101 | 11.2 |
| 1941 | McAfee, George | 5 | 158 | 31.6 |

KICKOFFS

| Year | Player | No | Yds | Avg |
|-------|---------------------|----|-----|------|
| 1992 | Lewis, Darren | 23 | 511 | 22.2 |
| 1991 | Bailey, Johnny | 16 | 311 | 19.4 |
| 1990 | Bailey, Johnny | 23 | 363 | 15.8 |
| 1989 | Gentry, Dennis | 28 | 667 | 23.8 |
| 1988 | Gentry, Dennis | 27 | 578 | 21.4 |
| 1987 | Gentry, Dennis | 25 | 621 | 24.8 |
| 1986* | Gentry, Dennis | 20 | 576 | 28.8 |
| 1985 | Gault, Willie | 22 | 577 | 26.2 |
| 1984 | Cameron, Jack | 26 | 485 | 18.7 |
| 1983 | Gault, Willie | 13 | 276 | 21.2 |
| 1982 | Watts, Rickey | 14 | 330 | 23.6 |
| 1981 | Williams, Dave | 23 | 486 | 21.1 |
| 1980 | Williams, Dave | 27 | 666 | 24.7 |
| 1979 | Walterscheid, Lenny | 19 | 427 | 22.5 |
| 1978 | Baschnagel, Brian | 20 | 455 | 22.8 |
| 1977 | Baschnagel, Brian | 23 | 557 | 24.2 |
| 1976 | Baschnagel, Brian | 29 | 754 | 26.0 |
| 1975* | Payton, Walter | 14 | 444 | 31.7 |
| 1974 | Grandberry, Ken | 22 | 568 | 25.8 |
| 1973* | Garrett, Carl | 16 | 486 | 30.4 |
| 1972* | Smith, Ron | 30 | 924 | 30.8 |
| 1971 | Smith, Ron | 26 | 671 | 25.8 |
| 1970 | Turner, Cecil | 23 | 752 | 32.7 |
| 1969 | Sayers, Gale | 14 | 339 | 24.2 |
| 1968 | Turner, Cecil | 20 | 363 | 18.2 |
| 1967 | Sayers, Gale | 16 | 603 | 37.7 |
| 1966* | Sayers, Gale | 23 | 718 | 31.2 |
| 1965 | Sayers, Gale | 21 | 660 | 31.4 |
| 1964 | Martin, Billy | 24 | 534 | 22.3 |
| 1963 | Bull, Ronnie | 7 | 105 | 15.0 |
| 1962 | Martin, Billy | 25 | 515 | 20.6 |
| 1961 | Bivins, Charles | 25 | 669 | 26.7 |
| 1960 | Galimore, Willie | 12 | 292 | 24.3 |
| 1959 | Morris, Johnny | 17 | 438 | 25.8 |
| 1958 | Morris, Johnny | 16 | 399 | 24.9 |
| 1957 | Drzewiecki, Ron | 13 | 315 | 24.2 |
| 1956 | Bingham, Don | 17 | 444 | 26.1 |
| 1955 | Drzewiecki, Ron | 25 | 591 | 23.6 |
| 1954 | Jagade, Chick | 11 | 195 | 17.7 |
| 1953 | Macon, Ed | 13 | 373 | 28.7 |
| 1952 | Macon, Ed | 9 | 299 | 33.2 |
| 1951 | Morrison, Fred | 13 | 353 | 27.2 |
| 1950 | Hunsinger, Chuck | 23 | 343 | 14.9 |
| 1949 | Dreyer, Fred | 13 | 338 | 26.0 |
| 1948 | Minini, Frank | 12 | 370 | 30.8 |
| 1947 | Minini, Frank | 11 | 261 | 23.7 |
| 1946 | Osmanski, Bill | 8 | 203 | 25.4 |
| 1945 | Margarita, Bob | 10 | 155 | 15.5 |
| 1944 | Margarita, Bob | 12 | 279 | 23.3 |
| 1943 | Clark, Harry | 13 | 326 | 25.1 |
| 1942 | Gallarneau, Hugh | 6 | 151 | 25.2 |
| 1941 | McAfee, George | 7 | 223 | 31.9 |

*Led NFL

ANNUAL INTERCEPTION LEADERS

| Year | Player | No | Yards |
|-------|---------------------|----|-------|
| 1992 | Woolford, Donnell | 7 | 67 |
| 1991 | Stinson, Lemuel | 4 | 69 |
| 1990* | Carrier, Mark | 10 | 39 |
| 1989 | Stinson, Lemuel | 4 | 59 |
| 1988 | Jackson, Vestee | 8 | 94 |
| 1987 | Duerson, Dave | 3 | 0 |
| 1986 | Richardson, Mike | 7 | 69 |
| 1985 | Frazier, Leslie | 6 | 119 |
| 1984 | Fencik, Gary | 5 | 102 |
| 1983 | Frazier, Leslie | 7 | 135 |
| 1982 | Schmidt, Terry | 4 | 39 |
| 1981 | Fencik, Gary | 6 | 121 |
| 1980 | Walterscheid, Lenny | 4 | 84 |
| 1979 | Schmidt, Terry | 6 | 44 |
| | Fencik, Gary | 6 | 31 |
| 1978 | Fencik, Gary | 4 | 77 |
| 1977 | Ellis, Ailan | 6 | 23 |
| 1976 | Brupbacher, Ross | 7 | 49 |
| 1975 | Clemons, Craig | 2 | 109 |
| | Plank, Doug | 2 | 50 |
| | Livers, Virgil | 2 | 40 |
| | Ellis, Allan | 2 | 4 |
| 1974 | Clemons, Craig | 4 | 84 |
| 1973 | Lyle, Garry | 5 | 62 |
| 1972 | Ford, Charlie | 7 | 104 |
| 1971 | Ford, Charlie | 5 | 46 |
| 1970 | Buffone, Doug | 4 | 33 |
| 1969 | Taylor, Joe | 3 | 37 |
| | Daniels, Dick | 3 | 37 |
| | Youngblood, George | 3 | 22 |
| 1968 | McRae, Bennie | 4 | 41 |
| 1967 | McRae, Bennie | 5 | 94 |
| | Petitbon, Richie | 5 | 93 |
| | Taylor, Roosevelt | 5 | 19 |

| Year | Player | No | Yards |
|-------|-------------------|----|-------|
| 1966 | Petitbon, Richie | 4 | 34 |
| 1965 | Butkus, Dick | 5 | 84 |
| 1964 | Caroline, JC | 2 | 84 |
| | Whitsell, Dave | 2 | 57 |
| | Taylor, Roosevelt | 2 | 45 |
| | McRae, Bennie | 2 | 44 |
| | George, Bill | 2 | 28 |
| 1963* | Taylor, Roosevelt | 9 | 172 |
| 1962 | Petitbon, Richie | 6 | 212 |
| 1961 | Whitsell, Dave | 6 | 123 |
| 1960 | Caroline, JC | 3 | 31 |
| 1959 | Barnes, Erich | 5 | 67 |
| 1958 | Sumner, Charles | 6 | 67 |
| 1957 | Johnson, Jack | 4 | 36 |
| 1956 | Caroline, JC | 6 | 182 |
| 1955 | Sumner, Charles | 7 | 162 |
| 1954 | Whitman, SJ | 5 | 117 |
| 1953 | Kindt, Don | 6 | 172 |
| 1952 | Dooley, Jim | 5 | 30 |
| 1951 | Schroeder, Gene | 5 | 62 |
| 1950 | Davis, Harper | 5 | 59 |
| 1949 | McAfee, George | 6 | 76 |
| 1948 | Lujack, Johnny | 8 | 131 |
| 1947 | Mullins, Noah | 6 | 113 |
| 1946 | Farris, Tom | 4 | 43 |
| 1945 | Margarita, Bob | 6 | 79 |
| 1944 | Grygo, Al | 4 | 79 |
| 1943 | Clark, Harry | 5 | 32 |
| 1942* | Turner, Clyde | 8 | 96 |
| 1941 | McAfee, George | 6 | 78 |
| 1940 | Clark, Harry | 4 | 62 |
| | Famigletti, Gary | 4 | 18 |
| | McAfee, George | 4 | 50 |

*Led NFL

ANNUAL SACK LEADERS

| Year | Player | No | Yards |
|-------|-------------------|------|-------|
| 1992 | McMichael, Steve | 10.5 | 66.5 |
| 1991 | Dent, Richard | 10.5 | 72.0 |
| 1990 | Dent, Richard | 12.0 | 101.0 |
| 1989 | Dent, Richard | 9.0 | 64.0 |
| 1988 | McMichael, Steve | 11.5 | 95.0 |
| 1987 | Dent, Richard | 12.5 | 94.0 |
| 1986 | Dent, Richard | 11.5 | 87.0 |
| 1985* | Dent, Richard | 17.0 | 133.5 |
| 1984 | Dent, Richard | 17.5 | 140.5 |
| 1983 | Hartenstine, Mike | 12.0 | 91.5 |
| 1982 | Hampton, Dan | 7.0 | 57.0 |
| 1981 | Page, Alan | 9.0 | 84.0 |
| | Hampton, Dan | 9.0 | 77.0 |

| Year | Player | No | Yards |
|------|-----------------|------|-------|
| 1980 | Hampton, Dan | 11.5 | 108.5 |
| 1979 | Osborne, Jim | 10.5 | 79.0 |
| 1978 | Page, Alan | 11.5 | 94.0 |
| 1977 | Rydaich, Ron | 9.5 | 81.0 |
| 1976 | Osborne, Jim | 15.0 | 129.0 |
| 1975 | Chambers, Wally | 14.0 | 105.0 |
| 1974 | Chambers, Wally | 6.0 | 53.0 |
| 1973 | Osborne, Jim | 11.5 | 92.0 |
| 1972 | Osborne, Jim | 6.0 | N/A |
| 1971 | Holman, Willie | 13.5 | N/A |
| 1970 | Holman, Willie | 14.0 | N/A |

*Led NFL

ANNUAL PUNTING LEADERS

| Year | Player | No | Avg | Year | Player | No | Avg |
|------|------------------|-----|------|-------|-------------------|----|------|
| 1992 | Gardocki, Chris | 79 | 42.9 | 1964 | Green, Bobby Joe | 71 | 44.5 |
| 1991 | Buford, Maury | 69 | 40.8 | 1963 | Green, Bobby Joe | 64 | 46.5 |
| 1990 | Buford, Maury | 76 | 40.4 | 1962 | Green, Bobby Joe | 69 | 43.7 |
| 1989 | Buford, Maury | 72 | 39.5 | 1961 | Brown, Ed | 59 | 42.2 |
| 1988 | Wagner, Bryan | 79 | 41.5 | 1960 | Brown, Ed | 56 | 39.8 |
| 1987 | Wagner, Bryan | 36 | 40.6 | 1959 | Brown, Ed | 64 | 41.2 |
| 1986 | Buford, Maury | 69 | 41.3 | 1958 | Brown, Ed | 27 | 42.2 |
| 1985 | Buford, Maury | 68 | 42.2 | 1957 | Brown, Ed | 34 | 40.1 |
| 1984 | Finzer, Dave | 83 | 40.1 | 1956 | Brown, Ed | 42 | 39.1 |
| 1983 | Parsons, Bob | 79 | 36.9 | 1955 | Brown, Ed | 44 | 40.1 |
| 1982 | Parsons, Bob | 58 | 41.3 | 1954 | Bratkowski, Zeke | 39 | 41.0 |
| 1981 | Parsons, Bob | 114 | 39.7 | 1953 | Morrison, Fred | 65 | 42.6 |
| 1980 | Parsons, Bob | 79 | 40.6 | 1952 | Morrison, Fred | 64 | 42.3 |
| 1979 | Parsons, Bob | 92 | 37.9 | 1951 | Morrison, Fred | 57 | 39.0 |
| 1978 | Parsons, Bob | 96 | 37.0 | 1950* | Morrison, Fred | 57 | 43.3 |
| 1977 | Parsons, Bob | 80 | 40.4 | 1949 | Gulyanics, George | 29 | 47.2 |
| 1976 | Parsons, Bob | 99 | 37.6 | 1948 | Gulyanics, George | 55 | 44.2 |
| 1975 | Parsons, Bob | 93 | 39.0 | 1947 | Gulyanics, George | 23 | 44.8 |
| 1974 | Parsons, Bob | 90 | 37.8 | 1946 | Luckman, Sid | 33 | 37.4 |
| 1973 | Green, Bobby Joe | 82 | 40.5 | 1945 | Luckman, Sid | 36 | 37.4 |
| 1972 | Green, Bobby Joe | 67 | 41.2 | 1944 | McEnulty, Doug | 25 | 39.8 |
| 1971 | Green, Bobby Joe | 77 | 40.1 | 1943 | Luckman, Sid | 34 | 35.9 |
| 1970 | Green, Bobby Joe | 83 | 40.9 | 1942 | Luckman, Sid | 24 | 40.6 |
| 1969 | Green, Bobby Joe | 76 | 39.0 | 1941 | Luckman, Sid | 13 | 41.1 |
| 1968 | Green, Bobby Joe | 27 | 42.3 | 1940 | Luckman, Sid | 27 | 42.5 |
| 1967 | Green, Bobby Joe | 79 | 42.9 | 1939 | Luckman, Sid | 27 | 43.3 |
| 1966 | Green, Bobby Joe | 80 | 41.9 | | | | |
| 1965 | Green, Bobby Joe | 58 | 42.7 | | | | |

*Led NFL

OPENING DAY SUCCESS

With nine straight victories, the Bears currently own the NFL's longest winning streak on Opening Day. Since 1978, when the NFL introduced its 16-game schedule, the teams which won on Opening Day have been more than twice as likely to qualify for the playoffs than teams which lose their opener. The breakdown:

Of the 198 teams which won on Opening Day, 103 qualified for the playoffs (52.0%) and 65 won their division.

Of the 198 teams which lost on Opening Day, only 43 qualified for the post-season (21.7%) and 20 won their division.

Over the past five seasons, 28 of 30 division champions have won on Opening Day — the exceptions: the AFC West Chargers last year who lost their first four games, and the 1991 NFC Central Champion Detroit Lions who lost to another division winner (the eventual NFC East Champion Washington Redskins).

100-YARD RUSHING GAMES

| | | | | | | | |
|-----------------|--------------------------|----------|---------------|-----------------|--------------------------|-----------|---------------|
| 11/20/77 | Payton, vs. Min | W | 40-275 | 12/17/72 | Douglass, at Oak | L | 14-127 |
| 10/30/77 | Payton, at GB | W | 23-205 | 10/10/77 | Payton, vs. Rams | W | 24-126 |
| 11/3/68 | Sayers, at GB | W | 24-205 | 11/30/69 | Sayers, vs. Clev | L | 20-126 |
| 12/18/66 | Sayers, vs. Min | W | 17-197 | 9/2/79 | Payton, vs. GB | W | 36-125 |
| 11/3/85 | Payton, at GB | W | 28-192 | 11/6/66 | Sayers, vs. Det | T | 21-124 |
| 11/13/77 | Payton, vs. KC | W | 33-192 | 10/21/56 | Casares, vs. Balt | W | 22-124 |
| 12/16/56 | Casares, vs. Det | W | 17-190 | 11/26/33 | Nagurski, vs. Port | W | 18-124 |
| 9/14/80 | Payton, vs. NO | W | 18-183 | 9/4/88 | Anderson, vs. Mia | W | 24-123 |
| 12/5/76 | Payton, at Sea | W | 27-183 | 11/27/80 | Payton, at Det | W+ | 18-123 |
| 9/9/79 | Payton, vs. Min | W | 23-182 | 10/1/78 | Payton, at Oak | L+ | 27-123 |
| 9/16/62 | Galimore, at SF | W | 22-181 | 12/19/88 | Anderson, at Min | L | 22-122 |
| 9/9/84 | Payton, vs. Den | W | 20-179 | 10/16/77 | Payton, at Min | L+ | 24-122 |
| 11/26/81 | Payton, at Dal | L | 38-179 | 12/2/85 | Payton, at Mia | L | 23-121 |
| 9/14/86 | Payton, vs. Phil | W+ | 33-176 | 12/16/62 | Marconi, vs. Det | W | 13-121 |
| 12/9/84 | Payton, vs. GB | L | 35-175 | 10/5/52 | Dottley, at Chi | L | 24-121 |
| 11/27/66 | Sayers, vs. Atl | W | 19-172 | 9/17/50 | Gulyanics, vs. Rams | W | 26-121 |
| 12/11/77 | Payton, vs. GB | W | 32-163 | 9/8/85 | Payton, vs. TB | W | 17-120 |
| 10/29/78 | Payton, vs. Det | L | 23-162 | 12/17/67 | Sayers, at Atl | W | 19-120 |
| 9/18/83 | Payton, at NO | L+ | 28-161 | 12/17/89 | Anderson, vs. GB | L | 12-119 |
| 9/18/77 | Payton, vs. Det | W | 23-160 | 11/12/50 | Hunsinger, vs. Yanks | W | 14-119 |
| 12/16/79 | Payton, vs. StL | W | 33-157 | 10/15/39 | Osmanski, vs. Chi | W | 15-119 |
| 10/16/78 | Payton, at Den | L | 22-157 | 10/27/85 | Payton, vs. Min | W | 19-118 |
| 9/30/84 | Payton, vs. Dal | L | 25-155 | 12/5/65 | Sayers, at Balt | W | 16-118 |
| 10/7/79 | Payton, at Buf | W | 39-155 | 9/20/87 | Anderson, vs. TB | W | 16-117 |
| 10/28/34 | Feathers, vs. GB | W | 15-155 | 11/25/84 | Payton, at Min | W | 23-117 |
| 10/7/84 | Payton, vs. NO | W | 32-154 | 10/15/72 | Douglass, at Clev | W | 11-117 |
| 10/20/57 | Galimore, vs. Rams | W | 24-153 | 11/26/67 | Sayers, vs. GB | L | 18-117 |
| 12/18/83 | Payton, vs. GB | W | 30-148 | 12/9/56 | Casares, vs. Chi | W | 25-117 |
| 9/19/76 | Payton, at SF | W | 28-148 | 11/18/51 | Dottley, vs. GB | W | 17-117 |
| 9/10/89 | Anderson, vs. Cin | W | 21-146 | 9/24/89 | Anderson, at Det | W | 16-116 |
| 10/17/76 | Payton, at Rams | L | 27-145 | 9/23/84 | Payton, at Sea | L | 24-116 |
| 11/26/78 | Harper, vs. TB | W | 25-144 | 11/2/69 | Sayers, at Min | L | 20-116 |
| 10/29/44 | Grygo, vs. Rams | W | 13-144 | 11/24/57 | Casares, at Det | W | 28-116 |
| 10/27/68 | Sayers, vs. Min | W | 18-143 | 11/4/45 | Margarita, vs. GB | W | 16-116 |
| 10/15/67 | Sayers, vs. Det | W | 22-142 | 12/9/79 | Payton, at GB | W | 25-115 |
| 10/7/90 | Anderson, vs. GB | W | 21-141 | 11/6/55 | Watkins, vs. GB | W | 14-115 |
| 10/10/76 | Payton, at Min | L | 19-141 | 11/6/55 | Casares, vs. GB | W | 16-115 |
| 10/2/39 | Maniaci, at Pit | W | 12-141 | 10/16/60 | Morris, vs. SF | W | 7-114 |
| 10/2/77 | Payton, vs. NO | L | 19-140 | 10/21/34 | Feathers, vs. Cin | W | 7-114 |
| 9/30/34 | Feathers, at Reds | W | 2-140 | 9/7/86 | Payton, vs. Clev | W | 22-113 |
| 11/27/88 | Anderson, vs. GB | W | 17-139 | 11/4/79 | Payton, vs. Det | W | 22-113 |
| 11/9/86 | Payton, at TB | W | 20-139 | 9/17/72 | Harrison, vs. Atl | L | 20-113 |
| 10/7/56 | Casares, at GB | W | 24-139 | 12/12/65 | Sayers, vs. SF | W | 9-113 |
| 11/24/77 | Payton, at Det | W | 20-137 | 11/28/65 | Sayers, vs. NYG | W | 13-113 |
| 10/9/55 | Hoffman, vs. SF | L | 18-135 | 11/9/58 | Casares, at GB | W | 15-113 |
| 9/16/79 | Payton, at Dal | L | 22-134 | 11/2/58 | Casares, at Rams | L | 23-113 |
| 12/21/75 | Payton, at NO | W | 25-134 | 10/21/85 | Payton, vs. GB | W | 25-112 |
| 10/6/80 | Payton, vs. TB | W | 28-133 | 11/20/83 | Suhey, at TB | W | 19-112 |
| 11/17/85 | Payton, at Dal | W | 22-132 | 12/6/81 | Payton, vs. Min | W | 33-112 |
| 10/13/85 | Payton, at SF | W | 24-132 | 12/1/68 | Piccolo, at NO | W | 21-112 |
| 11/4/56 | Casares, at Rams | W | 25-132 | 11/9/69 | Sayers, vs. Pit | W | 28-112 |
| 10/7/34 | Feathers, at Brk | W | 14-132 | 10/14/56 | Casares, vs. SF | W | 21-112 |
| 11/13/83 | Payton, vs. Phil | W | 23-131 | 10/21/51 | Dottley, vs. SF | W | 16-112 |
| 12/10/67 | Sayers, vs. Min | T | 20-131 | 11/18/90 | Anderson, at Den | W+ | 28-111 |
| 12/20/80 | Payton, at TB | W | 29-130 | 12/8/85 | Payton, vs. Ind | W | 26-111 |
| 12/7/80 | Payton, vs. GB | W | 22-130 | 11/4/84 | Payton, vs. Raid | W | 27-111 |
| 12/3/44 | Margarita, at Pit-StL | W | 9-129 | 10/21/79 | Payton, at Min | L | 23-111 |
| 11/12/78 | Payton, at Min | L | 23-127 | | | | |

(continued)

| | |
|--|---|
| 11/22/59 Casares, at Det.....W.....21-111 | 12/26/82 Payton, at RamsW.....20-104 |
| 11/12/39 Osmanski, at DetW.....18-111 | 10/3/76 Payton, vs. Wash.....W.....18-104 |
| 9/16/84 Payton, at GBW.....27-110 | 11/18/56 Casares, vs. RamW.....27-104 |
| 11/28/76 Payton, at GBW.....27-110 | 9/4/83 Payton, vs. AtlL.....20-103 |
| 10/19/75 Adamle, at PitL.....17-110 | 10/23/72 Harrison, vs. Min.....W.....31-103 |
| 1/2/83 Payton, at TB.....L+26-109 | 11/10/85 Suhey, vs. DetW.....16-102 |
| 11/5/78 Payton, vs. SeaL.....18-109 | 11/24/85 Payton, vs. Atl.....W.....20-102 |
| 11/14/76 Payton, vs. GB.....W.....18-109 | 10/9/83 Payton, vs. Min.....L.....20-102 |
| 10/26/69 Sayers, vs. RamsL.....15-109 | 10/12/80 Payton, at MinL.....23-102 |
| 10/5/86 Payton, vs. MinW.....26-108 | 12/7/58 Casares, vs. ChiW.....22-102 |
| 9/29/68 Sayers, at Min.....W.....16-108 | 10/22/39 Maniaci, at NYGL.....15-102 |
| 11/11/56 Hoffman, vs. GBW.....18-108 | 11/17/91 Muster, at Ind.....W.....15-101 |
| 10/28/56 Jeter, at SFW.....16-108 | 9/9/90 Anderson, vs. Sea.....W.....20-101 |
| 11/10/85 Payton, vs. DetW.....26-107 | 12/11/83 Suhey, at Min.....W.....17-101 |
| 10/25/81 Payton, vs. SDW+.....36-107 | 10/19/80 Payton, vs. DetW.....27-101 |
| 11/9/80 Payton, vs. Wash.....W.....17-107 | 9/3/78 Payton, vs. StL.....W.....26-101 |
| 11/20/83 Payton, at TBW.....22-106 | 12/4/77 Payton, at TBW.....33-101 |
| 10/9/66 Sayers, vs. Balt.....W.....18-106 | 10/21/74 Garrett, vs. GB.....W.....23-101 |
| 9/25/88 Anderson, at GBW.....20-105 | 11/29/42 Famiglietti, vs. Rams ..W.....12-101 |
| 11/15/81 Payton, at GBL.....22-105 | 10/10/34 Feathers, at PitW.....8-101 |
| 11/26/78 Payton, vs. TBW.....27-105 | 12/16/90 Anderson, at Det.....L.....22-100 |
| 11/16/75 Payton, at SF.....L.....23-105 | 11/19/89 Anderson, vs. TB.....L.....15-100 |
| 10/6/68 Sayers, at BaltL.....15-105 | 10/14/84 Payton, at StL.....L.....23-100 |
| 9/15/68 Sayers, vs. WashL.....15-105 | 11/4/73 Douglass, at GB.....W.....19-105 |
| 10/28/51 Dottley, at Det.....W.....17-105 | 11/20/49 Hoffman, at Wash.....W.....15-100 |
| 11/25/45 McAfee, vs. Pit.....W.....5-105 | |

166 rushers in 162 games*

Eight games have gone into overtime; two have ended in a tie (before OT was adopted).

TOTAL: 119-41-2 (.744)*

At home: 72-16-2 (.818)
On the road: 47-25 (.653)

TWO 100-YARD RUSHERS:

11/6/55 vs. GB — Casares, Watkins
11/26/78 vs. TB — Payton, Harper
11/20/83 at TB — Payton, Suhey
11/10/85 vs. Det — Payton, Suhey

BY MONTH:*

September 21-7 (.750)
October 34-17 (.667)
November 40-11-1 (.784)
December 24-5-1 (.828)
January 0-1 (.000)

100-YARD PLAYOFF GAMES:

119 — McAfee, vs. GB, 12/14/41
109 — Osmanski, at Wash, 12/8/40
104 — Payton, at Wash, 12/30/84
102 — Anderson, vs. NO, 1/6/91

ON THE ROAD:* (five games min.)

Detroit 8-0
Green Bay 10-1
Minnesota 3-8
Tampa Bay 4-1
San Francisco 4-1

BY RUSHER:*

Adamle, Mike 1-0
Anderson, Neal 9-4
Casares, Rick 12-1
Dottley, Kayo 3-1
Douglass, Bobby 2-1
Famiglietti, Gary 1-0
Feathers, Beattie 5-0
Galimore, Willie 2-0
Garrett, Carl 1-0
Grygo, Al 1-0
Gulyanics, George 1-0
Harper, Roland 1-0
Harrison, Jim 1-1
Hoffman, John 2-1
Hunsinger, Chuck 1-0
Jeter, Perry 1-0
Maniaci, Joe 1-1
Marconi, Joe 1-0
Margarita, Bob 2-0
McAfee, George 1-0
Morris, Johnny 1-0
Muster, Brad 1-0
Nagurski, Bronko 1-0
Osmanski, Bill 2-0
Payton, Walter 53-24
Piccolo, Brian 1-0
Sayers, Gale 12-6-2
Suhey, Matt 3-0
Watkins, Bobby 1-0

BY TEAM:*

Atlanta Falcons 3-2
Brooklyn Dodgers 1-0
Buffalo Bills 1-0
Cincinnati Bengals 1-0
Cincinnati Reds 2-0
Cleveland Browns 2-1
Dallas Cowboys 1-3
Denver Broncos 2-1
Detroit Lions 15-1-1
Portsmouth Spartans 1-0
Green Bay Packers 24-4
Indianapolis Colts 2-0
Baltimore Colts 3-1
Kansas City Chiefs 1-0
LA Raiders Raiders 1-0
Oakland Raiders 0-2
LA Rams 6-3
Cleveland Rams 2-0
Miami Dolphins 1-1
Minnesota Vikings 11-8-1
New Orleans Saints 4-2
New York Giants 1-1
New York Yankees 1-0
Philadelphia Eagles 2-0
St. Louis Cardinals 2-1
Chicago Cardinals 3-1
Pittsburgh-St. Louis 1-0
Pittsburgh Steelers 3-1
Pittsburgh Pirates 1-0
San Diego Chargers 1-0
San Francisco 49ers 8-2
Seattle Seahawks 2-2
Tampa Bay Buccaneers 8-2
Washington Redskins 2-2

*Does not include post-season

100-YARD RECEIVING GAMES

| | |
|---|--|
| 10/31/54 Hill, at SF.....W.....7-214 | 12/4/83 Gault, at GB.....L.....4-129 |
| 11/18/62 J. Morris, at Dal.....W.....10-201 | 10/1/50 Keane, at GB.....L.....8-129 |
| 10/21/56 Hill, vs. Balt.....W.....9-198 | 11/2/47 Kavanaugh, at Bos.....W.....8-129 |
| 11/25/56 Hill, at NYG.....T.....7-195 | 12/19/71 Farmer, vs. Min.....L.....7-128 |
| 10/23/49 Keane, at NYG.....L.....14-193 | 11/25/62 Coia, at Balt.....W.....6-128 |
| 11/12/61 Ditka, vs. GB.....L.....9-190 | 10/16/49 Keane, vs. Phil.....W.....8-127 |
| 11/8/64 J. Morris, vs. Balt.....L.....10-183 | 12/7/80 Watts, vs. GB.....W.....4-126 |
| 11/19/67 Gordon, vs. StL.....W.....4-178 | 10/4/42 McLean, at CRams.....W.....5-126 |
| 10/29/50 Kavanaugh, at NYG.....L.....8-177 | 9/22/63 Ditka, at Min.....W.....8-124 |
| 10/19/81 M. Anderson, at Det.....L.....6-176 | 10/9/60 J. Morris, vs. Rams.....W.....3-124 |
| 9/28/86 Gault, at Cin.....W.....7-174 | 12/7/75 Rather, vs. Det.....W.....4-123 |
| 12/11/49 Hoffman, vs. Chi.....W.....8-174 | 11/14/65 J. Morris, vs. StL.....W.....5-123 |
| 12/15/63 J. Morris, at Det.....W.....8-171 | 11/19/61 J. Morris, at SF.....L.....4-123 |
| 10/25/64 Ditka, at Wash.....L.....13-168 | 11/23/58 McColl, at Det.....W.....6-123 |
| 10/25/53 Dooley, at Rams.....L.....6-164 | 10/14/62 J. Morris, vs. SF.....L.....4-122 |
| 11/20/60 Dewveall, vs. Det.....W.....6-163 | 10/19/47 Keane, vs. Det.....W.....6-122 |
| 12/14/47 Keane, vs. Chi.....L.....7-161 | 11/18/56 Hill, vs. Rams.....W.....5-121 |
| 11/15/70 Gordon, at GB.....L.....5-158 | 11/11/56 Hill, vs. GB.....W.....4-121 |
| 10/5/86 Ortego, vs. Min.....W.....6-157 | 10/8/61 Ditka, at Det.....W.....5-120 |
| 12/7/47 McAfee, vs. Rams.....L.....9-157 | 10/29/78 Payton, vs. Det.....L.....7-119 |
| 12/9/62 Ditka, vs. Rams.....W.....6-155 | 12/20/70 Gordon, at NO.....W.....9-119 |
| 10/30/55 Hill, at Rams.....W.....8-151 | 12/13/53 Dooley, vs. Chi.....L.....8-119 |
| 12/16/51 Schroeder, vs. Chi.....L.....4-150 | 11/29/42 Pool, vs. CRams.....W.....2-118 |
| 10/15/61 Galimore, vs. Balt.....W.....7-149 | 12/5/54 Hill, at Chi.....W.....6-117 |
| 11/23/52 Stone, vs. Det.....W.....4-148 | 11/14/54 Hill, vs. Clev.....L.....3-117 |
| 11/11/79 Watts, vs. Rams.....W.....6-147 | 12/13/53 Hensley, vs. Chi.....L.....4-117 |
| 10/25/70 Farmer, vs. Det.....L.....6-147 | 10/23/38 Manske, vs. CRams.....L.....6-117 |
| 12/15/68 Gordon, vs. GB.....L.....6-147 | 11/13/88 Gentry, at Wash.....W.....5-116 |
| 10/11/64 J. Morris, vs. Rams.....W.....11-147 | 11/9/86 Gault, at TB.....W.....4-116 |
| 10/11/59 Hill, vs. Rams.....L.....5-147 | 9/15/74 Wade, vs. Det.....W.....2-116 |
| 9/19/85 Gault, at Min.....W.....6-146 | 9/25/65 J. Morris, at Rams.....L.....7-116 |
| 11/24/63 Ditka, at Pit.....T.....7-146 | 10/17/54 Hill, vs. SF.....L.....4-116 |
| 11/10/46 Kavanaugh, at Rams.....W.....6-146 | 9/11/83 Payton, vs. TB.....W.....6-115 |
| 11/12/44 McLean, vs. Bos.....W.....5-146 | 9/26/71 Gordon, at Min.....W.....10-115 |
| 12/5/54 Dooley, at Chi.....W.....5-144 | 10/9/60 Dewveall, vs. Rams.....W.....6-115 |
| 10/10/54 Hill, vs. Balt.....W.....3-144 | 10/19/52 Schroeder, vs. SF.....L.....4-115 |
| 10/12/47 Kavanaugh, vs. Phil.....W.....2-144 | 11/20/49 Kavanaugh, at Wash.....W.....4-115 |
| 10/10/77 Scott, vs. Rams.....W.....2-142 | 12/5/37 McDonald, vs. Chi.....W.....6-115 |
| 12/13/70 Farmer, vs. GB.....W.....9-142 | 10/18/92 Waddle, vs. TB.....W.....3-114 |
| 10/28/56 Hill, at SF.....W.....7-142 | 10/6/85 Moorehead, at TB.....W.....8-114 |
| 10/29/72 Farmer, at StL.....W.....5-141 | 10/13/74 Rather, at Atl.....L.....6-114 |
| 10/13/46 McLean, vs. Rams.....T.....6-141 | 10/8/78 Scott, at GB.....L.....9-113 |
| 10/4/81 Margerum, at Min.....L.....10-140 | 10/2/77 Rather, vs. NO.....L.....6-113 |
| 10/19/80 Scott, vs. Det.....W.....3-140 | 12/12/65 Jones, vs. SF.....W.....3-113 |
| 9/26/54 Hill, at Det.....L.....4-140 | 11/13/55 Hill, vs. Rams.....W.....3-113 |
| 10/10/71 Gordon, vs. NO.....W.....8-139 | 10/3/43 Geyer, at Det.....W.....3-113 |
| 11/18/45 Kavanaugh, vs. Det.....L.....6-138 | 9/29/74 Wade, at Min.....L.....6-112 |
| 12/11/49 Kavanaugh, vs. Chi.....W.....6-137 | 12/2/62 J. Morris, vs. NYG.....L.....6-112 |
| 12/23/91 Davis, at SF.....L.....6-136 | 11/3/57 Hill, at Rams.....W.....4-111 |
| 9/20/64 J. Morris, at Min.....W.....10-135 | 10/15/89 Gentry, vs. Hou.....L.....6-110 |
| 11/16/87 Gault, at Den.....L.....5-133 | 10/13/63 Ditka, at Rams.....W.....9-110 |
| 9/19/85 McKinnon, at Min.....W.....4-133 | 11/7/54 Hoffman, vs. GB.....W.....9-110 |
| 11/18/62 Ditka, at Dal.....W.....7-133 | 10/24/54 McColl, at Rams.....L.....8-110 |
| 10/17/54 Dooley, vs. SF.....L.....6-133 | 11/19/39 Manske, vs. Phil.....W.....2-110 |
| 10/14/62 Ditka, vs. SF.....L.....8-132 | 10/4/64 J. Morris, at SF.....L.....7-109 |
| 9/25/83 Gault, at Balt.....L+.....5-130 | 11/28/54 Hill, vs. Rams.....W.....6-109 |
| 9/23/61 Ditka, at Rams.....W.....5-130 | |

(continued)

| | | | | | | | |
|----------|---------------------|---------|-------------|----------|----------------------|---------|-------------|
| 11/29/42 | McLean, vs. CRams |W |4-109 | 9/21/80 | Watts, vs. Min |L |2-104 |
| 12/6/69 | Gordon, at SF |L |10-108 | 10/21/79 | Baschnagel, at Min |L |4-104 |
| 9/28/81 | Payton, vs. Rams |L |4-107 | 10/3/65 | Sayers, at GB |L |5-104 |
| 11/24/77 | Payton, at Det |W |4-107 | 12/4/60 | Coia, at GB |L |3-104 |
| 11/22/70 | Gordon, vs. Buf |W |6-107 | 11/25/45 | Margarita, vs. Pit |W |6-104 |
| 11/15/64 | J. Morris, at Rams |W |9-107 | 9/18/83 | Gault, at NO |L+ |4-103 |
| 10/20/63 | J. Morris, at SF |L |6-107 | 12/16/79 | Watts, vs. StL |W |6-103 |
| 10/22/61 | Ditka, vs. SF |W |4-107 | 11/9/47 | Kavanaugh, vs. GB |W |4-103 |
| 9/25/55 | Hill, at Balt |L |5-107 | 9/23/91 | Waddle, vs. NYJ |W+ |8-102 |
| 11/22/92 | Davis, vs. GB |L |8-106 | 11/8/87 | N. Anderson, at GB |W |5-102 |
| 10/6/91 | R. Morris, vs. Wash |L |5-106 | 12/26/82 | Payton, at Rams |W |5-102 |
| 12/19/88 | McKinnon, at Min |L |4-106 | 12/17/61 | Ditka, vs. Min |W |8-102 |
| 11/27/80 | Scott, at Det |W+ |6-106 | 10/27/57 | Hill, at SF |L |5-102 |
| 12/5/76 | Scott, at Sea |W |3-106 | 9/30/5 | Hill, at Balt |L |4-102 |
| 9/27/64 | Ditka, at Balt |L |6-106 | 10/26/47 | Keane, at Wash |W |9-102 |
| 9/28/52 | Schroeder, at GB |W |7-106 | 12/11/60 | Dooley, at Clev |L |7-101 |
| 9/22/40 | Swisher, at GB |W |2-106 | 11/29/92 | Waddle, at Clev |L |4-100 |
| 11/11/90 | Davis, vs. Atl |W |5-105 | 12/6/69 | Wallace, at SF |L |10-100 |
| 10/22/78 | Scott, at TB |L |5-105 | 11/26/64 | J. Morris, at Det |W |7-100 |
| 12/3/67 | Gordon, at SF |W |7-105 | 10/21/62 | Ditka, vs. Balt |W |4-100 |
| 10/8/61 | Farrington, at Det |W |2-105 | 11/24/40 | Kavanaugh, vs. CRams |W |3-100 |
| 11/29/59 | Dewveall, at Chi |W |3-105 | | | | |

156 receivers in 145 games*

Four games have gone into over-time; three have ended in a tie (before OT was adopted).

TOTAL: 82-57-3 (.590)*

At home: 45-24-1 (.652)
On the road: 39-34-2 (.534)

TWO 100-YARD RECEIVERS:

11/29/42 vs. ClevR — McLean, Pool
12/11/49 vs. Chi — Hoffman, Kavanaugh
12/13/53 vs. Chi — Dooley, Hensley
10/17/54 vs. SF — Dooley, Hill
12/5/54 at Chi — Dooley, Hill
10/9/60 vs. Rams — Dewveall, Morris
10/8/61 at Det — Ditka, Farrington
10/14/62 vs. SF — Ditka, Morris
11/18/62 at Dal — Ditka, Morris
12/6/69 at SF — Gordon, Wallace
9/19/85 at Min — Gault, McKinnon

BY MONTH:*

September 11-10 (.524)
October 25-26-1 (.490)
November 33-9-2 (.786)
December 15-13 (.536)

100-YARD PLAYOFF GAMES:

129 — Gault, vs. NE, 1/26/86
122 — Magnini, vs. Wash, 12/26/43
108 — McKinnon, vs. Phil., 12/31/88
104 — Waddle, vs. Dal., 12/29/91

BY RECEIVER:*

Anderson, Marcus 0-1
Anderson, Neal 1-0
Baschnagel, Brian 0-1
Coia, Angelo 1-1

Davis, Wendell

Dewveall, Willard

Ditka, Mike

Dooley, Jim

Farmer, George

Farrington, John

Gallimore, Willie

Gault, Willie

Gentry, Dennis

Geyer, Bill

Gordon, Dick

Hensley, Dick

Hill, Harlon

Hoffman, John

Jones, Jimmy

Kavanaugh, Ken

Keane, Jim

Manske, Edgar

Margarita, Bob

Margerum, Ken

McAfee, George

McCull, Bill

McDonald, Lester

McKinnon, Dennis

McLean, Ray

Moorehead, Emery

Morris, Johnny

Morris, Ron

Ortego, Keith

Payton, Walter

Pool, Hampton

Rather, Bo

Sayers, Gale

Schroeder, Gene

Scott, James

Stone, Billy

Swisher, Bob

Wade, Charles

Wallace, Bob

Waddle, Tom

1-2

3-0

9-4-1

1-4

2-2

1-0

1-0

3-4

1-1

1-0

6-3

0-1

11-7-1

2-0

1-0

7-2

3-3

1-1

1-0

0-1

0-1

1-1

1-0

1-1

3-0-1

1-0

8-7

0-1

1-0

3-2

1-0

1-2

0-1

1-2

4-2

1-0

1-0

1-1

1-0

2-1

Watts, Rickey

3-1

BY TEAM:*

Atlanta Falcons 1-1

Baltimore Colts 5-5

Boston Yankees 2-0

Buffalo Bills 1-0

Cincinnati Bengals 1-0

Cleveland Browns 0-3

Dallas Cowboys 1-0

Denver Broncos 0-1

Detroit Lions 13-5

Green Bay Packers 8-9

Houston Oilers 0-1

LA Rams 15-6-1

Cleveland Rams 3-1

Minnesota Vikings 6-6

New Orleans Saints 2-2

New York Giants 0-3-1

New York Jets 1-0

Philadelphia Eagles 3-0

St. Louis Cardinals 4-0

Chicago Cardinals 4-3

Pittsburgh Steelers 1-0-1

San Francisco 49ers 5-9

Seattle Seahawks 1-0

Tampa Bay Buccaneers 4-1

Washington Redskins 3-2

ON THE ROAD:* (five games min.)

at Baltimore 1-4

at Detroit 7-2

at Green Bay 3-6

at Minnesota 4-4

at LA Rams 7-3

at San Francisco 3-6

*Does not include post-season

300-YARD PASSING GAMES

| | | | | | | | |
|----------|-------------------------|--------|-----------|---------------------------------------|------------------------|------------------|-----------|
| 12/11/49 | Lujack, vs. Chi..... | W..... | 39-24-468 | 10/8/61 | Wade, at Det..... | W..... | 25-13-330 |
| 11/18/62 | Wade, at Dal..... | W..... | 46-28-466 | 11/25/62 | Wade, at Balt..... | W..... | 32-23-328 |
| 11/14/43 | Luckman, at NYG..... | W..... | 32-21-433 | 10/11/59 | Brown, vs. Rams..... | L..... | 29-14-323 |
| 10/17/54 | Blanda, vs. SF..... | L..... | 47-21-359 | 11/19/61 | Wade, at SF..... | L..... | 34-18-323 |
| 10/14/62 | Wade, vs. SF..... | L..... | 34-18-356 | 10/25/64 | Wade, at Wash..... | L..... | 57-33-321 |
| 12/17/61 | Wade, vs. Min..... | W..... | 34-23-355 | 10/23/49 | Lujack, at NYG..... | L..... | 52-29-319 |
| 12/12/65 | Bukich, vs. SF..... | W..... | 32-16-347 | 10/21/62 | Wade, vs. Balt..... | W..... | 26-13-318 |
| 10/19/47 | Luckman, vs. Det..... | W..... | 26-18-342 | 12/7/80 | Evans, vs. GB..... | W..... | 22-18-316 |
| 9/20/64 | Wade, at Min..... | W..... | 31-23-341 | 10/12/47 | Luckman, vs. Phil..... | W..... | 25-14-314 |
| 10/24/54 | Blanda, at Rams..... | L..... | 46-28-338 | 11/16/87 | McMahon, at Den..... | L..... | 34-21-311 |
| 12/13/70 | Concannon, vs. GB..... | W..... | 34-21-338 | 10/4/81 | Evans, at Min..... | L..... | 43-26-307 |
| 11/19/67 | Concannon, vs. StL..... | W..... | 24-11-336 | 12/13/53 | Blanda, vs. Chi..... | L..... | 37-20-306 |
| 10/16/83 | Evans, at Det..... | L..... | 45-28-336 | 10/18/92 Harbaugh, vs. TB..... | W..... | 26-13-304 | |
| 10/25/53 | Blanda, at Rams..... | L..... | 47-23-334 | 9/23/91 Harbaugh, vs. NYJ..... | W..... | 42-28-303 | |
| 10/9/60 | Brown, vs. Rams..... | W..... | 21-13-333 | 9/24/89 | Tomczak, at Det..... | W..... | 25-15-302 |
| 10/29/50 | Lujack, at NYyanks..... | L..... | 39-20-331 | 12/6/69 | Carter, at SF..... | L..... | 49-31-301 |

32 300-yard passing games

One game has gone into overtime.
None occurred in the playoffs.

Only three games have been at
Soldier Field: 12/7/80 vs. GB,
9/23/91 vs. NYJ, 10/18/92 vs. TB

TOTAL: 18-14 (.563)

At home: 12-4 (.750)
On the road: 6-10 (.375)

BY DECADE:

| | |
|---------|-------------|
| 1940-49 | 4-1 (.800) |
| 1950-59 | 0-6 (.000) |
| 1960-69 | 9-4 (.692) |
| 1970-79 | 1-0 (1.000) |
| 1980-89 | 2-3 (.400) |
| 1990s | 2-0 (1.000) |

BY MONTH:

| | |
|-----------|-------------|
| September | 3-0 (1.000) |
| October | 6-10 (.375) |
| November | 4-2 (.667) |
| December | 5-2 (.714) |

BY QUARTERBACK:

| | |
|----------------------|------------|
| Blanda, George | 0-4 |
| Brown, Ed | 1-1 |
| Bukich, Rudy | 1-0 |
| Carter, Virgil | 0-1 |
| Concannon, Jack | 2-0 |
| Evans, Vince | 1-2 |
| Harbaugh, Jim | 2-0 |
| Luckman, Sid | 3-0 |
| Lujack, Johnny | 1-2 |
| McMahon, Jim | 0-1 |
| Tomczak, Mike | 1-0 |
| Wade, Bill | 6-3 |

BY TEAM:

| | |
|----------------------|-----|
| Baltimore Colts | 2-0 |
| Dallas Cowboys | 1-0 |
| Denver Broncos | 0-1 |
| Detroit Lions | 3-1 |
| Green Bay Packers | 2-0 |
| St. Louis Cardinals | 1-0 |
| Chicago Cardinals | 1-1 |
| Los Angeles Rams | 1-3 |
| Minnesota Vikings | 2-1 |
| New York Giants | 1-1 |
| New York Jets | 1-0 |
| New York Yankees | 0-1 |
| Philadelphia Eagles | 1-0 |
| San Francisco 49ers | 1-4 |
| Tampa Bay Buccaneers | 1-0 |
| Washington Redskins | 0-1 |

HIGHEST QUARTERBACK RATINGS

| | Season | Att | Cmp | Yards | Pct | Y/Att | TD | TD% | Int | Int% | Rate | |
|-----------|---------------------|-------------|------------|------------|--------------|-------------|-------------|-----------|------------|----------|------------|-------------|
| 1 | Sid Luckman | 1943 | 202 | 110 | 2,194 | 54.5 | 10.86 | 28 | 13.9 | 12 | 5.9 | 107.8 |
| 2 | Jim McMahon | 1984 | 143 | 85 | 1,146 | 59.4 | 8.01 | 8 | 5.6 | 2 | 1.4 | 97.8 |
| 3 | Sid Luckman | 1941 | 119 | 68 | 1,181 | 57.1 | 9.92 | 9 | 7.6 | 6 | 5.0 | 95.5 |
| 4 | Bill Wade | 1961 | 250 | 139 | 2,258 | 55.6 | 9.03 | 22 | 8.8 | 13 | 5.2 | 93.7 |
| 5 | Rudy Bukich | 1965 | 312 | 176 | 2,641 | 56.4 | 8.46 | 20 | 6.4 | 9 | 2.9 | 93.6 |
| 6 | Rudy Bukich | 1964 | 160 | 99 | 1,099 | 61.9 | 6.87 | 12 | 7.5 | 7 | 4.4 | 89.0 |
| 7 | Jim McMahon | 1987 | 210 | 125 | 1,639 | 59.5 | 7.80 | 12 | 5.7 | 8 | 3.8 | 87.4 |
| 8 | Ed Brown | 1956 | 168 | 96 | 1,667 | 57.1 | 9.92 | 11 | 6.5 | 12 | 7.1 | 83.1 |
| 9 | Jim McMahon | 1985 | 313 | 17 | 2,392 | 58.1 | 7.64 | 15 | 4.8 | 11 | 3.5 | 82.8 |
| 10 | Sid Luckman | 1945 | 217 | 117 | 1,725 | 53.9 | 7.95 | 14 | 6.5 | 10 | 4.6 | 82.6 |
| 11 | Jim Harbaugh | 1990 | 312 | 180 | 2,178 | 57.7 | 6.98 | 10 | 3.2 | 6 | 1.9 | 81.9 |
| 12 | Jim McMahon | 1982 | 210 | 120 | 1,501 | 57.1 | 7.15 | 9 | 4.3 | 7 | 3.3 | 80.1 |
| 13 | Sid Luckman | 1942 | 105 | 57 | 1,023 | 54.3 | 9.74 | 10 | 9.5 | 13 | 12.4 | 80.0 |
| 14 | Jim McMahon | 1983 | 295 | 175 | 2,184 | 59.3 | 7.40 | 12 | 4.1 | 13 | 4.4 | 77.7 |
| 15 | Ed Brown | 1959 | 247 | 125 | 1,881 | 50.6 | 7.61 | 13 | 5.3 | 10 | 4.0 | 77.0 |

BEARS HALL OF FAMERS

Since the Hall of Fame opened in Canton, Ohio on September 7, 1963, 169 NFL players have been inducted. Including Walter Payton who will be inducted this July, 23 Bears are enshrined in the Hall, the most of any team.

DOUG ATKINS

Inducted: 1982

Defensive End

BEARS: 12 seasons (1955-66)

#81

NFL: 17 seasons

Three-time all-NFL (1960, 61, 62)...Eight-time Pro Bowler (1958-64; 66)...Named Outstanding Lineman in 1959 Pro Bowl...Cleveland's first-round pick in 1953 who came to Chicago in a 1955 trade with Browns...Joined Saints for final three seasons via 1967 trade...Conference track champion in the high-jump and scholarship basketball player at Tennessee.

GEORGE BLANDA

Inducted: 1981

Quarterback-Kicker

BEARS: 10 seasons (1949-58)

#16, 22

NFL: 26 seasons

NFL all-time leader in seasons (26), games (340), points (2,002), PAT attempts (959), PATs (943), FG attempts (638), and interceptions (277)...Bears career record holder in consecutive games with a score (83), and consecutive extra points (156); fourth in club history with 501 points...Retired in 1959, but returned in 1960 to play seven seasons with Houston (1960-66) and nine with Oakland (1967-75)...Led Oilers to two AFL titles and was 1961 Player of the Year...Set NFL record with 68 pass attempts vs. Buf. (11/1/64)...Voted Male Athlete of the Year by AP in 1970...Finished 305-game career with 2,002 points, 4,007 attempts for 26,920 passing yards and 236 TDs...Retired one month shy of 49th birthday...Played college ball at Kentucky.

DICK BUTKUS

Inducted: 1979

Middle Linebacker

BEARS: 9 seasons (1965-73)

#51

NFL: 9 seasons

Third pick of 1965 draft...Beat out incumbent middle linebacker Bill George...Denied Rookie of the Year honors when edged by teammate and fellow Hall of Fame enshrinee Gale Sayers...Voted to first Pro Bowl after his second year, and returned every season...Seven-time all-NFL...Bears all-time leader with 25 fumble recoveries (second in NFL history) and second with 47 turnovers (fumbles + interceptions)...Born and raised in Chicago; attended college at Illinois.

GEORGE CONNOR

Inducted: 1975

Tackle-Linebacker

BEARS: 8 seasons (1948-55)

#71, 81

NFL: 8 seasons

First of the big, mobile outside linebackers...All-NFL five times — including 1951 and 52 on both offense and defense...Voted to first four Pro Bowls (1951-54)...Dramatic display in 1952 Pro Bowl when, late in the game with opposition deep in territory, he made a tackle-for-loss on first down, solo stop on second down, sacked QB on third down, and batted down fourth down pass in the endzone...Injuries forced retirement after 1955 season...All-America one year at Holy Cross and two seasons at Notre Dame.

MIKE DITKA

Inducted: 1988

Tight End

BEARS: 6 seasons (1961-66)

#89

NFL: 12 seasons

First tight end inducted to the Hall...Credited for changing the tight end from a "third tackle" to a receiving position...NFL Rookie of the Year in '61 with 56 receptions (still a Bears rookie record)...Voted to Pro Bowl following five seasons...His 427 career catches were most in NFL history by a tight end until Kellen Winslow broke the mark in 1980...Holds four Bears records including consecutive games with a reception (49)...Named Bears head coach on January 20, 1982...Guided team to 112 wins, six NFC Central titles, three NFC Championship games, and the Bears only Super Bowl victory...Bears first-round pick (fifth overall) in 1960 from Pittsburgh.

JOHN "PADDY" DRISCOLL **Running Back** **#1, 20**
Inducted: 1965 **BEARS: 5 seasons (1920; 26-29)** **NFL: 11 seasons**
The NFL's first "franchise" player...Triple threat athlete who excelled at running, punting, and drop-kicking for field goals...Played with Chicago Cardinals (1921-25)...Scored 27 points in 1923 game vs. Rochester (four TDs, three FGs)...His 50-yard field goal in 1925 was NFL record for several years...Born in Evanston, IL, and attended Northwestern.

DANNY FORTMANN **Guard** **#21**
Inducted: 1965 **BEARS: 8 seasons (1936-43)** **NFL: 8 seasons**
Ninth round pick in NFL's first draft (1936)...As a rookie in 1920, at age 20, he was the league's youngest starter...Signal caller for linemen on offense and deadly tackler on defense...All-NFL from 1938-43...The Bears finished first five times, second twice, and third once during his eight years...Pursued medical studies at University of Chicago while playing with Bears...Played at Colgate.

BILL GEORGE **Linebacker** **#61, 72**
Inducted: 1974 **BEARS: 14 seasons (1952-65)** **NFL: 15 seasons**
Joined Bears in 1952 as "middle guard", but became league's first middle linebacker when he dropped off the line in 1954...All-NFL eight times in nine years...Voted to Pro Bowl eight straight seasons (1955-62)...Defensive signal caller final 10 seasons in Chicago...18 career interceptions...His 14 seasons tie for the most by a Bear player...Finished with Rams (1966)...Attended Wake Forest.

HAROLD "RED" GRANGE **Running Back-Defensive Back** **#77**
Inducted: 1963 **BEARS: 7 seasons (1925; 29-34)** **NFL: 9 seasons**
Joined Bears on Thanksgiving, 1925—just 10 days following final college game...Attracted crowds of 70,000 at the Polo Grounds and 75,000 in LA Coliseum during 1925 "tour"—17 games in two months to showcase the Galloping Ghost...Left Bears for NY Yankees of AFL in 1926 which joined NFL the following season...Suffered knee injury vs. Bears in 1927, and missed entire '28 season...Rejoined Chicago in 1929, but was "ordinary" ball carrier...Developed into a good defensive back...All-NFL in 1931...Made TD-saving tackle in final seconds of 1933 Championship Game 23-21 win over NY Giants...Played college ball at Illinois.

GEORGE HALAS **End-Coach-Owner** **#7**
Inducted: 1963 **BEARS: 63 seasons (1920-83)** **NFL: 63 seasons**
(See bio on page 172)

ED HEALEY **Tackle** **#16**
Inducted: 1964 **BEARS: 5 seasons (1922-27)** **NFL: 8 seasons**
Acquired by Halas from Rock Island Independants (1920-22) in exchange for gate receipts (\$100) from late-season game in 1922...Ran more than 30 yards in 1924 to tackle his own teammate who was running the wrong way with an interception...Caught running back George Wilson from behind after hurdling several teammates in 1926 game vs. LA All-Stars...Termed "the most versatile tackle of all-time" by Halas...First president of Bear alumni association (1937)...Graduated from Dartmouth.

BILL HEWITT **End** **#56**
Inducted: 1971 **BEARS: 5 seasons (1932-36)** **NFL: 9 seasons**
Last helmetless player...Four time all-NFL (1933, 34, 36, 37) and first to do so with two teams...Designed play to win 1933 NFL Championship: jump pass from fullback to Hewitt who caught and lateraled to another end...Played for Eagles (1937-39), missed 1940-42 seasons before returning with Philadelphia-Pittsburgh (1943)...Career: 101 catches for 1,606 yards and 25 TDs...Average player in high school and at Michigan.

STAN JONES

Inducted: 1991

Tackle**BEARS: 12 seasons (1954-65)****NFL: 13 seasons**

Selected by Chicago in 1953 draft...Started at tackle, but switched to guard in 1954 and became eight-time Pro Bowler (1956-62)...Played offense and defense in 1962 before switching solely to defense in 1963—when the Bears won the NFL Championship...One of the first pro football players to concentrate on weight lifting...Missed just two games in his first 11 seasons...Traded to Redskins (1966) as a favor from Halas so he could finish his career near his Rockville, Maryland home...College Lineman of the Year for 1953 National Champion Maryland Terrapins.

SID LUCKMAN

Inducted: 1965

Quarterback**BEARS: 12 seasons (1939-50)****NFL: 12 seasons**

Obtained as second pick of 1939 draft...Bears all-time leader in attempts (1,744), completions (904), yards (14,686), TDs (137), interceptions (132), and average gain (8.42)...Club season record holder in QB rating (107.8 in 1943), TDs (28 in 1943), and interceptions (31 in 1947)...Led Bears T-formation attack which won four NFL Titles including 73-0 blitzing of Washington in 1940 Championship...Five-time all-NFL and 1943 league MVP...Passed for record-tying seven TDs in 1943 game vs. Giants...Came out of Columbia University.

ROY "LINK" LYMAN

Inducted: 1964

Tackle**BEARS: 7 seasons (1926-34)****#2, 11, 12, 14, 77****NFL: 11 seasons**

Pioneered stunting, slanting, and shifting style defense...Began pro career with Canton (1922-23), winning two championships; moved to Cleveland where he again won a championship...Joined Frankfurt (1925) before finishing with Bears...Left Bears for 1929 season to play semi-pro ball and in 1932 to settle business problems...In his final two seasons Chicago won the NFL Championship (1933) and division (1934)...No high school ball (school had seven boys), but played at Nebraska.

GEORGE McAFEE

Inducted: 1966

Running Back-Defensive Back**BEARS: 8 seasons (1940-50)****#5, 33****NFL: 8 seasons**

Bears first choice in 1940...Career average 12.78 yards on 112 punt returns is still NFL record...Returned a kickoff 93 yards for TD in first pro game...Saw little playing time on talent-loaded 1940 and 1941 teams; went into the Navy for WWII; returned in 1945...21 career interceptions...All-America at Duke.

GEORGE MUSSO

Inducted: 1982

Tackle-Guard-Defensive Tackle**BEARS: 11 seasons (1933-44)****#16****NFL: 11 seasons**

Signed by Halas for just \$90/game plus \$5 in expenses...Elected team captain in fourth season and kept the title remainder of career...First player to win all-NFL at two positions: tackle in 1935 and guard in 1937...College ball at Millikin.

RETIRED NUMBERS

3 Bronko Nagurski, RB-T
5 George McAfee, RB
7 George Halas, E
28 Willie Galimore, RB
34 Walter Payton, RB
41 Brian Piccolo, RB

42 Sid Luckman, QB
56 Bill Hewitt, E
61 Bill George, LB
66 Clyde "Bulldog" Turner, C
77 Harold "Red" Grange, RB

BRONKO NAGURSKI**Fullback-Tackle****#3, 16**

Inducted: 1963

BEARS: 9 seasons (1930-37; 43)

NFL: 9 seasons

Powerful, punishing runner who was also a threat to pass...Retired after eight seasons (1937) for a more profitable wrestling career...Returned in 1943 when Bears were short of players (due to WWII), Played mostly at tackle, but scored TD to put Bears ahead to stay in 1943 Championship game...Ninth in Bears career rushing ...High school teams were winless...All-American at Minnesota.

WALTER PAYTON**Running Back****#34**

Inducted: 1993

BEARS: 13 seasons (1975-87)

NFL: 13 seasons

(Payton's stats on page 173)

GALE SAYERS**Running Back****#40**

Inducted: 1977

BEARS: 7 seasons (1965-71)

NFL: 7 seasons

Fourth pick of 1965 draft...Had 77-yard PR, 93-yard KOR and 25-yard TD pass in first pre-season game...Amassed 2,272 net yards and a rookie-record 22 TDs including record-tying six TDs vs. SF in inaugural season...Picked Rookie of the Year over Butkus...Voted to five Pro Bowls (1966-70) and was Offensive MVP of three...Suffered right knee injury in 1968, but bounced back for second 1,000-yard season...Left knee injury in 1970 ended career...Led NFL in rushing in '66 and '69...20 100-yard rushing games...Third on Bears all-time rushing list...Averaged 5.0 yards per carry in career...Set 23 club records and seven NFL marks...Youngest player ever elected to the Hall (34 years old) and his effective playing time is also the shortest of any Hall of Famer...Star back at Kansas.

JOE STYDAHAR**Tackle****#13, 18**

Inducted: 1967

BEARS: 9 seasons (1936-46)

NFL: 9 seasons

First player ever drafted by Bears...All-NFL left tackle (1937-40)...Left for WWII (1943-44), but returned to lead Chicago to 1946 Championship...Star player at West Virginia.

GEORGE TRAFTON**Center****#13**

Inducted: 1964

BEARS: 13 seasons (1920-32)

NFL: 13 seasons

All-NFL center (unofficially) in eight of 13 seasons...Strong, tough, mean player—put four Rock Island players out of action in first 12 plays of a 1920 game...Notre Dame career was cut short when Knute Rockne caught him playing semi-pro ball.

CLYDE "BULLDOG" TURNER**Center-Linebacker****#66**

Inducted: 1966

BEARS: 13 seasons (1940-52)

NFL: 13 seasons

First-round draft pick in 1940...Flawless snapper and excellent blocker who was all-NFL six times...Could also play guard or tackle...Led league in 1942 with eight interceptions at linebacker...Played running back in emergency situations, scored 48-yard TD in 1944...Had 96-yard interception return for TD in 1947...Played college ball for Hardin-Simmons.

In addition to the 23 Bears Hall of Famers, there are four other inductees who spent part of their careers with Chicago, though their notable achievements came with other clubs:

| Player | Position | With Bears | Other teams |
|-----------------|------------------|------------|---|
| Guy Chamberlain | End | 1920-21 | Canton, Cleveland Bulldogs, Frankfort, Chi. Cardinals |
| Walt Kiesling | Guard | 1934 | Deluth, Pottsville, Chi. Cards, Green Bay, Pittsburgh Pirates |
| Bobby Layne | Quarterback | 1948 | NY Bulldogs, Detroit, Pittsburgh |
| Alan Page | Defensive Tackle | 1978-81 | Minnesota Vikings |

ALL-TIME FIRST-ROUND PICKS

| Year | Pick | Player (position) | College | Year | Pick | Player (position) | College |
|-------|------|---|---------------|-------|------|-------------------------------------|-----------------|
| 1993 | 7th | Curtis Conway (WR) | USC | 1964 | 14th | Dick Evey (DT) | Tennessee |
| 1992 | 22nd | Alonzo Spellman (DE) | Ohio State | 1963a | 10th | (To LA Rams for Joe Marconi, RB) | |
| 1991 | 22nd | Stan Thomas (T) | Texas | 1963b | 11th | Dave Behrman (C) | Michigan State |
| 1990 | 6th | Mark Carrier (S) | USC | | | (from Pit. for Ed Brown, QB) | |
| 1989a | 11th | Donnell Woolford (DB) | Clemson | 1962 | 7th | Ronnie Bull, (RB) | Baylor |
| | | (from LA Raiders for Willie Gault, WR) | | 1961 | 5th | Mike Ditka (TE) | Pittsburgh |
| 1989b | 12th | Trace Armstrong (DE) | Florida | 1960 | 7th | Roger Davis (G) | Syracuse |
| | | (from Wash. for Wilber Marshall, LB) | | 1959 | 7th | Don Clark (HB) | Ohio State |
| 1989c | 25th | (To Miami for 2nd and 3rd round picks) | | 1958 | 7th | Chuck Howley (LB/G) | West Virginia |
| 1988a | 23rd | Brad Muster (FB) | Stanford | 1957 | 13th | Earl Leggett (DT) | LSU |
| 1988b | 27th | Wendell Davis (WR) | LSU | 1956 | 10th | Menan "Tex" Schriever (E) | Texas |
| | | (from Wash. for Wilber Marshall, LB) | | 1955 | 11th | Ron Drzewiecki (HB) | Marquette |
| 1987 | 26th | Jim Harbaugh (QB) | Michigan | 1954 | 6th | Stan Wallace (HB) | Illinois |
| 1986 | 27th | Neal Anderson (RB) | Florida | 1953 | 6th | Billy Anderson (HB) | Compton JC |
| 1985 | 22nd | William Perry (DT) | Clemson | 1952 | 8th | Jim Dooley (FL/HB) | Miami (FL) |
| 1984 | 11th | Wilber Marshall (LB) | Florida | 1951a | 2nd | Bob Williams (QB) | Notre Dame |
| 1983a | 6th | Jim Covert (T) | Pittsburgh | | | (from New York Yankees) | |
| 1983b | 18th | Willie Gault (WR) | Tennessee | 1951b | 10th | Billy Stone (HB) | Bradley |
| | | (from TB for 1982 second round pick) | | | | (from disbanded Colts) | |
| 1982 | 5th | Jim McMahon (QB) | BYU | 1951c | 16th | Gene Schroeder (E) | Virginia |
| 1981 | 11th | Keith Van Horne (T) | USC | 1950 | 2nd | Chuck Hunsinger (HB) | Florida |
| 1980 | 19th | Otis Wilson (LB) | Louisville | | 10th | Harper Davis (HB) | Mississippi St. |
| 1979a | 4th | Dan Hampton (DT) | Arkansas | | | (from dispersal draft) | |
| | | (from TB for Wally Chambers, DT) | | 1949 | 10th | Dick Harris (C) | Texas |
| 1979b | 9th | Al Harris (DE) | Arizona State | 1948a | 7th | Bobby Layne (QB) | Texas |
| 1978 | 20th | (To Cleveland for Mike Phipps, QB) | | | | (from Pit. for Ray Evans, HB) | |
| 1977 | 15th | Ted Albrecht (T) | California | 1948b | 13th | Max Baumgardner (E) | Texas |
| 1976 | 8th | Dennis Lick (T) | Wisconsin | 1947a | 1st | Bob Fenimore (HB) | Oklahoma St. |
| | | (from Atl. for first and third round picks) | | | | (Bonus Choice) | |
| 1975 | 4th | Walter Payton (RB) | Jackson State | 1947b | 11th | Don Kindt (HB) | Wisconsin |
| 1974a | 4th | Waymond Bryant (LB) | Tennessee St. | 1946 | 4th | Johnny Lujack (QB) | Notre Dame |
| 1974b | 20th | Dave Gallagher (DE) | Michigan | 1945 | 7th | Don Lund (HB) | Michigan |
| | | (from LA Rams for Dick Gordon, WR) | | 1944 | 8th | Ray Evans (HB) | Kansas |
| 1973 | 8th | Wally Chambers (DT) | E. Kentucky | 1943 | 9th | Bob Steuber (HB) | Missouri |
| 1972a | 3rd | Lionel Antoine (T) | S. Illinois | 1942 | 10th | Frankie Albert (QB) | Stanford |
| | | (from Giants for Hyland, and McCrae) | | 1941a | 1st | Tom Harmon (HB) | Michigan |
| 1972b | 12th | Craig Clemons (S) | Iowa | | | (from Phil. for John Schiechl, C) | |
| 1971 | 11th | Joe Moore (RB) | Missouri | 1941b | 3rd | Norm Standlee (FB) | Stanford |
| 1970 | 2nd | (To GB for Caffeey, Pitts, and Hyland) | | | | (from Pit. for Billy Patterson, QB) | |
| 1969 | 14th | Rufus Mayes (T) | Ohio State | 1941c | 9th | Don Scott (HB) | Ohio State |
| 1968 | 17th | Mike Hull (RB) | USC | 1940 | 7th | Clyde "Bulldog" Turner (C/LB) | Hardin-Sim'ns |
| 1967 | 10th | Loyd Phillips (DE) | Arkansas | 1939a | 2nd | Sid Luckman (QB) | Columbia |
| 1966 | 12th | George Rice (DT) | LSU | 1939b | 6th | Bill Osmani (FB) | Holy Cross |
| 1965a | 3rd | Dick Butkus (LB) | Illinois | | | (from Pit. for Eggs Manske, E) | |
| | | (from Pit. for '64 second and fourth rd. picks) | | 1938 | 10th | Joe Gray (HB) | Oregon State |
| 1965b | 4th | Gale Sayers (RB) | Kansas | 1937 | 8th | Les McDonald (E) | Nebraska |
| 1965c | 6th | Steve DeLong (DE) | Tennessee | 1936 | 6th | Joe Stydahar (T) | West Virginia |
| | | (from Wash. for Coia and Williams) | | | | | |

RECENT BEAR DRAFTS

1993

1. CONWAY, Curtis, WR/KR, USC
2. SIMPSON, Carl, DT, Florida State
3. GEDNEY, Chris, TE, Syracuse
4. PERRY, Todd, G, Kentucky
4. BAKER, Myron, LB, Louisiana Tech
4. FONTENOT, Albert, DE, Baylor
6. HOFFMANN, Dave, MLB, Washington
7. JOHNSON, Keshon, CB, Arizona
8. *(to Seattle for restricted free agent Joe Cain)*

1992

1. SPELLMAN, Alonzo, DT, Ohio State
2. AUZENNE, Troy, T, California
3. LINCOLN, Jeremy, CB, Tennessee
4. FURRER, Will, QB, Virginia Tech
5. HARRISON, Todd, TE, N. Carolina State
6. BERRY, Mark, DB, Texas
7. BROWN III, John, WR, Houston
8. *(traded to NYJ on 8/18/91 for Ron Mattes)*
9. JURKOVIC, Mirko, G, Notre Dame
10. FISHER, Nikki, FB, Virginia
11. AGE, Louis, T, SW Louisiana
12. WILSON, Chris, LB, Oklahoma

1991

1. THOMAS, Stan, T, Texas
2. ZORICH, Chris, DT, Notre Dame
3. GARDOCKI, Chris, P/K, Clemson
4. JOHNSON, Joe, CB, NC State
5. MORGAN, Anthony, WR, Tennessee
6. LEWIS, Darren, RB, Texas A & M
7. JUSTIN, Paul, QB, Arizona State
8. HORTON, Larry, DB, Texas A & M
9. STONEBREAKER, Michael, LB, Notre Dame
10. BACKES, Tom, DE, Oklahoma
11. LONG, Stacy, G, Clemson
12. COOK, John, DT, Washington

1990

1. CARRIER, Mark, S, USC
- 2a. WASHINGTON, Fred, DT, TCU
- 2b. COX, Ron, LB, Fresno St.
3. *(from San Diego in Jim McMahon trade)*
- 3a. RYAN, Tim, DT, USC
- 3b. WILLIS, Peter Tom, QB, Florida St.
4. *(from Raiders in Willie Gault trade)*
4. MOSS, Tony, WR, LSU
5. CHAFFEY, Pat, FB, Oregon St.
6. MANGUM, John, DB, Alabama
7. ANDERSON, Bill, C, Iowa
8. *(from Raiders for Bears' seventh round pick)*
8. ROUSE, James, RB, Arkansas
9. BAILEY, Johnny, RB, Texas A & I
10. PRICE, Terry, DT, Texas A & M
- 11a. WHITE, Brent, DE, Michigan
- 11b. MATUSZ, Roman, T, Pittsburgh
12. *(from Raiders for Bears' seventh round pick)*
12. COONEY, Anthony, DB, Arkansas

1989

- 1a. WOOLFORD, Donnell, DB, Clemson
- 1b. *(from LA Raiders for Willie Gault)*
- 1b. ARMSTRONG, Trace, DE, Florida
- 1c. *(from Wash. for Wilber Marshall)*
- 1c. *(to Miami for Dolphins' 2nd and 3rd round picks)*
- 2a. ROPER, John, LB, Texas A&M
- 2b. *(from Miami for Bears' first round pick)*
- 2b. ZAWATSON, Dave, OT, California
- 3a. FONTENOT, Jerry, G, Texas A&M
- 3b. *(from Miami for Bears' first round pick)*
- 4a. PAUL, Markus, S, Syracuse
- 4b. *(from Raiders for Bears' fourth & sixth rd. picks)*
- 5a. GREEN, Mark*, RB, Notre Dame
- 5b. GILBERT, Greg, LB, Alabama
- 7a. BROTHERS, Richard*, S, Arkansas
- 7b. SNYDER, Brent, QB, Utah St.
- 8a. WOODS, Tony*, DT, Oklahoma
- 8b. DYKO, Chris, OT, Washington St.
- 9b. HARPER, LaSalle*, LB, Arkansas
- 9a. SANDERS, Byron, RB, Northwestern
- 10a. MILLIKAN, Todd*, TE, Nebraska
- 10b. SIMPSON, John, WR, Baylor
- 11a. NELMS, Joe*, DT, California
- 11b. STREETER, George, S, Notre Dame
- 12a. WEYGAND, Freddy*, WR, Auburn
- 12b. PHILLIPS, Anthony, G, Oklahoma
- 12c. ** from Phil. for Chicago's third-round pick*

1988

- 1a. MUSTER, Brad, FB, Stanford
- 1b. DAVIS, Wendell, WR, LSU
- 1c. *(from Washington for Wilber Marshall)*
2. JONES, Dante, LB, Oklahoma
3. JARVIS, Ralph, DE, Temple
4. THORNTON, Jim, TE, Cal. St.-Fullerton
5. JOHNSON, Troy, LB, Oklahoma
6. STINSON, Lemuel, CB, Texas Tech
7. RENTIE, Caesar, T, Oklahoma
- 8a. TATE, David, S, Colorado
- 8b. REED, Harvey, RB, Howard
9. *(from New England for Doug Flutie)*
9. MAGEE, Rogie, WR, LSU
10. PORTER, Joel, T, Baylor
11. FORCH, Steve, LB, Nebraska
12. CLARK, Greg, LB, Arizona St.

1987

1. HARBAUGH, Jim, QB, Michigan
2. MORRIS, Ron, WR, SMU
3. *(Choice to LA Rams for Flutie)*
4. SMITH, Sean, DE, Grambling
- 5a. BRYAN, Steve, DE, Oklahoma
- 5b. JOHNSON, Will, LB/DE, NE Louisiana
6. ADICKES, John, C, Baylor
7. HARRIS, Archie, T, William & Mary
8. MIGLIAZZO, Paul, LB, Oklahoma

9. HEIMULI, Lakei, FB, BYU
10. CHAPURA, Dick, DT, Missouri
11. JESSIE, Tim, RB, Auburn
12. JEFFRIES, Eric, DB, Texas

1986

1. **ANDERSON, Neal, RB, Florida**
2. JACKSON, Vestee, DB, Washington
3. WILLIAMS, David, WR, Illinois
4. BLAIR, Paul, T, Oklahoma St.
5. BARNES, Lew, WR, Oregon
6. POWELL, Jeff, RB, Tennessee
7. JONES, Bruce, DB, N Alabama
8. **DOUGLASS, Maurice, DB, Kentucky**
9. TELTSCHIK, John, P, Texas
10. HUNDLEY, Barton, DB, Kansas St.
11. **KOZLOWSKI, Glen, WR, BYU**
12. *(Choice to San Diego for Buford)*

1985

1. **PERRY, William, DT, Clemson**
2. PHILLIPS, Reggie, DB, SMU
3. MANESS, James, WR, TCU
4. **BUTLER, Kevin, K, Georgia**
5. *(Choice to New York Jets)*
6. *(Choice to LA Rams)*
7. BENNETT, Charles, DE, SW Louisiana
8. BUXTON, Steve, T, Indiana St.
9. SANDERS, Thomas, RB, Texas A&M
10. CORYATT, Pat, DT, Baylor
11. **MORRISSEY, Jim, LB, Michigan St.**
12. *(Choice to San Diego)*

1984

1. MARSHALL, Wilber, LB, Florida
2. RIVERA, Ron, LB, California
3. HUMPHRIES, Stefan, G, Michigan
4. ANDREWS, Tom, G, Louisville
5. *(Choice to Washington)*
6. *(Choice to Dallas)*
7. ROBERTSON, Nakita, RB, Cen. Arkansas
8. ANDERSON, Brad, WR, Arizona
- 9a. *(Choice to San Francisco)*
- 9b. CASALE, Mark, QB, Montclair St.
10. *(from Cleveland)*
- 10a. VESTMAN, Kurt, TE, Idaho
- 10b. **GAYLE, Shaun, DB, Ohio St.**
11. *(from Cleveland)*
- 11a. *(Choice to LA Rams)*
- 11b. BUTKUS, Mark, DT, Illinois
12. *(from Cleveland)*
- 12a. *(Choice to Miami through San Francisco)*
- 12b. JORDAN, Donald, RB, Houston
13. *(from Cleveland)*

1983

- 1a. COVERT, Jim, T, Pittsburgh
- 1b. GAULT, Willie, WR, Tennessee
2. *(from Tampa Bay)*
2. RICHARDSON, Mike, DB, Arizona St.
3. DUERSON, Dave, DB, Notre Dame
- 4a. **THAYER, Tom, G/C, Notre Dame**
- 4b. DUNSMORE, Pat, TE, Drake
5. *(Choice to New England)*
6. *(Choice to Cleveland)*
7. *(Choice to Cleveland)*
- 8a. **DENT, Richard, DE, Tennessee St.**
- 8b. **BORTZ, Mark, DT, Iowa**
- 9a. FADA, Rob, G, Pittsburgh
- 9b. ZAVAGNIN, Mark, LB, Notre Dame
10. *(from Cleveland through San Francisco)*
10. HUTCHISON, Anthony, RB, Texas Tech
11. WORTHY, Gary, RB, Wilmington
- 12a. WILLIAMS, Oliver, WR, Illinois
13. *(from San Francisco)*
- 12b. *(Choice to San Diego)*

1982

1. McMAHON, Jim, QB, BYU
2. *(Choice to Tampa Bay)*
3. WRIGHTMAN, Tim, TE, UCLA
4. GENTRY, Dennis, RB, Baylor
- 5a. HARNETT, Perry, G, SMU
- 5b. TABRON, Dennis, DB, Duke
6. *(from San Diego)*
6. BECKER, Kurt, G, Michigan
7. WAECHTER, Henry, DT, Nebraska
8. DOERGER, Jerry, T, Wisconsin
9. HATCHETT, Mike, DB, Texas
10. TURNER, Joe, DB, USC
11. BOLIAUX, Guy, LB, Wisconsin
12. YOUNG, Ricky, LB, Oklahoma St.

1981

1. **VAN HORNE, Keith, T, USC**
- 2a. SINGLETARY, Mike, LB, Baylor
- 2b. *(from San Francisco)*
3. *(Choice to San Francisco)*
3. MARGERUM, Ken, WR, Stanford
4. BELL, Todd, DB, Ohio St.
5. *(Choice to San Francisco)*
6. HENDERSON, Reuben, DB, San Diego St
7. FISHER, Jeff, DB, USC
8. ZETTEK, Scott, DT, Notre Dame
9. DITTA, Frank, G, Baylor
10. CLIFFORD, Tim, QB, Indiana
11. JOHNSON, Lonnie, RB, Indiana
12. SHUPRYT, Bob, LB, New Mexico

BEARS ALL-TIME ROSTER

What follows is a list of players who have been on the Chicago Bears' active roster for at least one NFL game between 1920 and 1992.

* indicates deceased players
() indicates seasons with the Bears
Year indicates first Bear season

A A A

| | | |
|---|-----|------|
| Abbey, Joe (North Texas State).....E | (2) | 1948 |
| Adamle, Mike (Northwestern).....RB | (2) | 1975 |
| Adams, John (LSU).....B | (4) | 1959 |
| Adickes, John (Baylor).....C | (2) | 1987 |
| Adkins, Roy* (Millikin & Bethany).....G | (2) | 1920 |
| Age, Louis (SW Louisiana).....T | (1) | 1992 |
| Akin, Len (Baylor).....G | (1) | 1942 |
| Albrecht, Ted (California).....T | (5) | 1977 |
| Allen, Duane (Santa Ana).....E | (2) | 1966 |
| Allen, Eddie (Pennsylvania).....FB | (1) | 1947 |
| Allen, Egypt (TCU).....DB | (1) | 1987 |
| Allman, Robert (Michigan State).....E | (1) | 1936 |
| Althoff, Jim (Winona State).....DT | (1) | 1987 |
| Amsler, Marty (Evansville).....DE | (2) | 1967 |
| Anderson, Art (Idaho).....T | (2) | 1961 |
| Anderson, Brad (Arizona).....WR | (2) | 1984 |
| Anderson, Ed* (Notre Dame).....E | (1) | 1923 |
| Anderson, Henry (Northwestern).....G | (1) | 1931 |
| Anderson, Hunk* (Notre Dame).....G | (6) | 1922 |
| Anderson, Marcus (Tulane).....WR | (1) | 1981 |
| Anderson, Neal (Florida).....RB | (7) | 1986 |
| Anderson, Ralph* (Los Angeles St.).....E | (1) | 1958 |
| Anderson, William (Compton JC).....HB | (2) | 1953 |
| Andrews, Tom (Louisville).....C | (2) | 1984 |
| Antoine, Lionel (Southern Illinois).....T | (6) | 1972 |
| Apolskis, Charles* (DePaul).....E | (2) | 1938 |
| Arizzone, Tony (Northwestern).....C | (1) | 1979 |
| Armstrong, Trace (Florida).....DT | (4) | 1989 |
| Arnett, Jon (USC).....HB | (3) | 1964 |

| | | |
|-------------------------------------|------|------|
| Arp, John (Lincoln).....T | (1) | 1987 |
| Artoe, Lee (California).....T | (4) | 1940 |
| Ashburn, Clifford (Nebraska).....T | (1) | 1930 |
| Asher, Bob (Vanderbilt).....T | (4) | 1972 |
| Ashmore, M. Roger* (Gonzaga).....T | (1) | 1927 |
| Aspatore, Edward* (Marquette).....T | (1) | 1934 |
| Atkins, Doug (Tennessee).....E | (12) | 1955 |
| Atkins, Kelvin (Illinois).....LB | (1) | 1983 |
| Autrey, Billy (SF Austin).....C | (1) | 1953 |
| Auzenne, Troy (California).....T | (1) | 1992 |
| Avellini, Bob (Maryland).....QB | (10) | 1975 |
| Aveni, John (Indiana).....E | (2) | 1959 |

B B B

| | | |
|---|-----|------|
| Babartsky, Al (Fordham).....T | (3) | 1943 |
| Babinecz, John (Villanova).....LB | (1) | 1975 |
| Badaczewski, J. (Western Reserve).....G | (1) | 1953 |
| Bailey, Johnny (Texas A & I).....WR | (2) | 1990 |
| Baisi, Al (West Virginia).....G | (3) | 1940 |
| Barker, Richard* (Iowa State).....G | (1) | 1921 |
| Barnes, Erich (Purdue).....HB | (3) | 1958 |
| Barnes, Gary (Clemson).....E | (1) | 1964 |
| Barnes, Joe (Texas Tech).....QB | (1) | 1974 |
| Barnes, Lew (Oregon).....WR | (1) | 1986 |
| Barnett, Steve (Oregon).....T | (1) | 1963 |
| Barnhardt, Tom (North Carolina).....P | (1) | 1987 |
| Barwegan, Richard* (Purdue).....G | (3) | 1950 |
| Baschnagel, Brian (Ohio State).....WR | (9) | 1976 |
| Bassi, Dick* (Santa Clara).....G | (2) | 1938 |
| Battles, Bill (Brown).....E | (1) | 1939 |
| Bauman, Alf (Northwestern).....T | (3) | 1948 |
| Bausch, Frank* (Kansas).....CB | (4) | 1937 |
| Baynham, Craig (Georgia Tech).....RB | (1) | 1970 |
| Becker, Dave (Iowa).....S | (1) | 1980 |
| Becker, Doug (Notre Dame).....LB | (1) | 1978 |
| Becker, Kurt (Michigan).....G | (8) | 1982 |
| Becker, Wayland (Marquette).....E | (1) | 1934 |
| Bell, Bob (Missouri).....LB | (1) | 1987 |
| Bell, Kay (Washington State).....T | (1) | 1937 |

ALL-TIME ASSISTANT COACHES

| Name | Seasons | Years | | |
|-------------------|---------|----------------|-----------------|-------------------|
| Abramowicz, Danny | 1 | 1992 | Driscoll, Paddy | 20 1941-55; 58-62 |
| Allen, George | 8 | 1958-65 | Ecklund, Brad | 3 1975-77 |
| Anderson, Hunk | 8 | 1940-42; 46-50 | Fichtner, Ross | 3 1975-77 |
| Austin, Bill | 1 | 1971 | Fortunato, Joe | 2 1967-68 |
| Bratkowski, Zeke | 3 | 1972-74 | Frei, Jerry | 3 1978-80 |
| Brumbaugh, Carl | 3 | 1938; 40; 44 | George, Bill | 1 1972 |
| Callahan, Ray | 3 | 1975-77 | Gerhart, Doug | 1 1979 |
| Carr, Jim | 3 | 1969; 73-74 | Gibron, Abe | 7 1965-71 |
| Cherundolo, Chuck | 6 | 1966-68; 72-74 | Gillman, Sid | 1 1977 |
| Cody, Ed | 6 | 1965-70 | Goldston, Ralph | 1 1974 |
| Conner, George | 2 | 1956-57 | Grange, Red | 8 1933-40 |
| DeCorrevont, Bill | 1 | 1949 | Handler, Phil | 17 1952-68 |
| Dimancheff, Babe | 3 | 1966-68 | Haupt, Dale | 8 1978-85 |
| Doolley, Jim | 14 | 1963-67; 81-89 | Hilton, John | 3 1975-77 |
| Dovell, Whitey | 3 | 1972-74 | Hughes, Ed | 7 1982-88 |
| | | | Jagade, Chick | 1 1956 |

| | | | | | | | |
|---|-----------|-------------|-------------|--|----------|------------|-------------|
| Bell, Todd (Ohio State)..... | S | (6) | 1981 | Brupbacher, Ross (Texas A&M)..... | LB | (4) | 1970 |
| Bennett, Ben (Duke)..... | QB | (1) | 1987 | Bryan, Johnny* (Chicago)..... | HB | (4) | 1922 |
| Benton, Jim (Arkansas)..... | E | (1) | 1943 | Bryant, Waymond (Tennessee St.)..... | LB | (4) | 1974 |
| Bergerson, Gilbert* (Oregon State)..... | G | (2) | 1932 | Buck, Arthur (John Carroll)..... | HB | (1) | 1941 |
| Berry, Connie, M. (NC State)..... | E | (5) | 1942 | Buckler, William "Bill" (Alabama)..... | G | (6) | 1926 |
| Berry, Royce (Houston)..... | DE | (1) | 1976 | Buffone, Doug (Louisville)..... | LB | (14) | 1966 |
| Best, Art (Kent State)..... | RB | (2) | 1977 | Buford, Maury (Texas Tech)..... | P | (5) | 1985 |
| Bettis, Tom (Purdue)..... | LB | (1) | 1963 | Buivird, Ray* (Marquette)..... | QB-HB | (2) | 1937 |
| Bettridge, John (Ohio State)..... | HB | (1) | 1937 | Bukich, Rudy (USC)..... | QB | (9) | 1958 |
| Bingham, Don (Sul Ross)..... | HB | (1) | 1956 | Bull, Ronnie (Baylor)..... | B | (9) | 1962 |
| Bishop, Bill (North Texas)..... | T | (9) | 1952 | Burdick, Lloyd* (Illinois)..... | T | (2) | 1931 |
| Bishop, Don (Los Angeles City)..... | E | (1) | 1959 | Burgeis, Glenn (Tulsa)..... | T | (1) | 1945 |
| Bivins, Charles (Morris Brown)..... | HB | (7) | 1960 | Burks, Randy (SE Oklahoma St.)..... | WR | (1) | 1976 |
| Bjork, Del* (Oregon)..... | T | (2) | 1937 | Burman, George (Northwestern)..... | T | (1) | 1964 |
| Blackburn, JA..... | T | (1) | 1923 | Buss, Arthur (Michigan State)..... | T | (2) | 1934 |
| Blacklock, Hugh* (Michigan State)..... | T | (6) | 1920 | Bussey, Dick (LSU)..... | QB | (2) | 1940 |
| Blackman, Lennon (Tulsa)..... | HB | (1) | 1930 | Butkus, Young (Illinois)..... | LB | (9) | 1965 |
| Blackwell, Kelly (TCU)..... | TE | (1) | 1992 | Butler, Gary (Rice)..... | TE | (1) | 1975 |
| Blair, Paul (Oklahoma State)..... | T | (2) | 1986 | Butler, Kevin (Georgia)..... | K | (8) | 1985 |
| Blanda, George (Kentucky)..... | QB | (10) | 1949 | Buzin, Rich (Penn State)..... | T | (1) | 1972 |
| Boden, Lynn (South Dakota State)..... | G | (1) | 1979 | | | | |
| Bolan, George* (Purdue)..... | FB | (4) | 1921 | | | | |
| Bonderant, JB* (DePaul)..... | C | (1) | 1922 | | | | |
| Boone, JR (Tulsa)..... | HB | (4) | 1948 | | | | |
| Bortz, Mark (Iowa)..... | G | (10) | 1983 | | | | |
| Boso, Cap (Illinois)..... | TE | (5) | 1987 | | | | |
| Bowers, Sam (Fordham)..... | TE | (1) | 1987 | | | | |
| Brackett, ML (Auburn)..... | T | (2) | 1956 | | | | |
| Bradley, Chuck (Oregon)..... | TE | (1) | 1977 | | | | |
| Bradley, Ed (Wake Forest)..... | G | (2) | 1950 | | | | |
| Bradley, Steve (Indiana)..... | QB | (1) | 1987 | | | | |
| Braidwood, Charles* (Chattanooga)..... | E | (1) | 1932 | | | | |
| Bramhall, Art (DePaul)..... | HB | (1) | 1931 | | | | |
| Bratkowski, Zeke (Georgia)..... | QB | (6) | 1954 | | | | |
| Bray, Ray (Western Michigan)..... | G | (10) | 1939 | | | | |
| Brewers, Chris (Arizona)..... | RB | (1) | 1987 | | | | |
| Brink, Larry (Northern Illinois)..... | E | (1) | 1954 | | | | |
| Britton, Earl* (Illinois)..... | FB | (1) | 1925 | | | | |
| Brockman, Edward (Oklahoma)..... | B | (1) | 1930 | | | | |
| Brown, Charley (Syracuse)..... | DB | (2) | 1966 | | | | |
| Brown, Ed (San Francisco)..... | QB | (8) | 1954 | | | | |
| Brown, Kevin (W Texas State)..... | P | (1) | 1987 | | | | |
| Brown, William (Illinois)..... | FB | (1) | 1961 | | | | |
| Bruer, Bob (Mankato State)..... | TE | (1) | 1976 | | | | |
| Brumbaugh, Carl* (Florida)..... | QB | (8) | 1930 | | | | |

| C C C | | | |
|---|----------|------------|-------------|
| Cabral, Brian (Colorado)..... | LB | (5) | 1981 |
| Cadile, James (San Jose State)..... | G | (11) | 1962 |
| Caffey, Lee Roy (Texas A&M)..... | LB | (1) | 1970 |
| Calland, Lee (Louisville)..... | CB | (1) | 1969 |
| Cameron, Jack (Winston-Salem)..... | WR | (1) | 1984 |
| Campana, Al (Youngstown)..... | HB | (4) | 1950 |
| Campbell, Gary (Colorado)..... | LB | (7) | 1977 |
| Campbell, Leon (Arkansas)..... | FB | (3) | 1952 |
| Canady, James (Texas)..... | HB | (2) | 1948 |
| Carrier, Mark (USC)..... | S | (3) | 1990 |
| Carey, Bob* (Michigan State)..... | E | (1) | 1958 |
| Carl, Harland (Wisconsin)..... | HB | (1) | 1956 |
| Carlson, Jules "Zuck" (Oregon St.)..... | G | (8) | 1929 |
| Caroline, JC (Illinois)..... | HB | (10) | 1956 |
| Carter, Virgil (BYU)..... | QB | (4) | 1968 |
| Casares, Rick (Florida)..... | FB | (10) | 1955 |
| Casey, Tim (Oregon)..... | LB | (1) | 1969 |
| Castete, Jesse (McNeese State)..... | HB | (1) | 1956 |
| Chamberlin, Guy* (Nebraska)..... | E | (2) | 1920 |
| Chambers, Wally (E Kentucky)..... | DT | (5) | 1973 |
| Chapura, Dick (Missouri)..... | DT | (3) | 1987 |

| | | | | | |
|------------------------|----------|--------------------------|-------------------------|----|---------|
| Johnsos, Luke | 30 | 1935-39; 41-42; 46-68 | Ringo, Jim | 3 | 1969-71 |
| Kazor, Steve | 11 | 1982-92 | Roland, Johnny | 11 | 1982-92 |
| Kuhlmann, Hank | 5 | 1978-82 | Ronzani, Gene | 3 | 1947-49 |
| Landry, Greg | 7 | 1986-92 | Ryan, Buddy | 8 | 1978-85 |
| LaRue, Jim | 12 | 1978-89 | Scovil, Doug | 1 | 1978 |
| Levra, John | 7 | 1986-92 | Shaughnessy, Clark | 12 | 1951-62 |
| Lord, Bob | 1 | 1974 | Shaw, Bob | 3 | 1969-71 |
| Luckman, Sid | 16 | 1954; 56-70 | Shinnick, Don | 2 | 1970-71 |
| Marchibroda, Ted | 1 | 1981 | Stanfel, Dick | 12 | 1981-92 |
| Mather, Chuck | 8 | 1958-65 | Stoltz, Jerry | 4 | 1973-76 |
| McGinnis, David | 7 | 1986-92 | Stydahar, Joe | 2 | 1963-64 |
| Meyer, Ken | 3 | 1978-80 | Tobin, Vince | 7 | 1986-92 |
| Moss, Perry | 4 | 1970-73 | Turner, Clyde "Bulldog" | 5 | 1952-56 |
| O'Connor, Fred | 3 | 1975-77 | Walquist, Laurie | 2 | 1933-34 |
| Plumb, Ted | 6 | 1980-85 | Wilson, George | 2 | 1947-48 |
| Rapp, Vic | 4 | 1989-92 | Yaralian, Zaven | 3 | 1990-92 |

| | | | |
|---|-----------|------------|-------------|
| Chesley, Al (Pittsburgh)..... | LB | (1) | 1982 |
| Chesney, Chester "Chet" (DePaul)..... | C | (2) | 1939 |
| Childs, Clarence (Florida A&M)..... | DB | (1) | 1968 |
| Christian, Bob (Northwestern)..... | FB | (1) | 1992 |
| Cifers, Ed (Tennessee)..... | E | (2) | 1947 |
| Clark, Daryl (Texas)..... | RB | (1) | 1987 |
| Clark, Gail (Michigan State)..... | LB | (1) | 1973 |
| Clark, Greg (Arizona State)..... | LB | (1) | 1988 |
| Clark, Harry (West Virginia)..... | HB | (4) | 1940 |
| Clark, Herman* (Oregon State)..... | G | (5) | 1952 |
| Clark, Phil (Northwestern)..... | DB | (1) | 1970 |
| Clarkson, Stuart* (Texas A&I)..... | G | (7) | 1942 |
| Clemons, Craig (Iowa)..... | S | (6) | 1972 |
| Coady, Rich (Memphis State)..... | C/E | (5) | 1970 |
| Cobb, Mike (Michigan State)..... | TE | (4) | 1978 |
| Cody, Ed (Purdue)..... | FB | (2) | 1949 |
| Coia, Angelo (USC)..... | HB | (4) | 1960 |
| Cole, Emerson (Toledo)..... | FB | (1) | 1952 |
| Cole, Linzy (TCU)..... | WR | (1) | 1970 |
| Coley, James (Clemson)..... | TE | (1) | 1990 |
| Concannon, Jack (Boston College)..... | QB | (5) | 1967 |
| Conkright, Bill* (Oklahoma)..... | C | (2) | 1937 |
| Connor, George (Notre Dame)..... | T | (8) | 1948 |
| Conzelman, Jim* (Washington)..... | HB | (1) | 1920 |
| Cooke, Ed (Maryland)..... | E | (1) | 1958 |
| Copeland, Ron* (UCLA)..... | WR | (1) | 1969 |
| Corbett, George* (Millikin)..... | HB | (7) | 1932 |
| Cornish, Frank (Grambling)..... | DT | (4) | 1966 |
| Corzine, Lester (Davis Elkins)..... | HB | (1) | 1938 |
| Cotton, Craig (Youngstown)..... | TE | (1) | 1973 |
| Covert, Jim (Pittsburgh)..... | T | (8) | 1983 |
| Cowan, Les (McMurry)..... | T | (1) | 1951 |
| Cox, Ron (Fresno State)..... | LB | (3) | 1990 |
| Crawford, Fred (Duke)..... | T | (2) | 1934 |
| Crawford, James "Mush" (Illinois)..... | G | (1) | 1925 |
| Croft, Abe* (SMU)..... | E | (2) | 1944 |
| Croftcheck, Don (Indiana)..... | G | (1) | 1967 |
| Cross, Bob* (SF Austin State)..... | T | (2) | 1952 |
| Culver, Alvin (Notre Dame)..... | T | (1) | 1932 |
| Cunningham, Harold (Ohio State)..... | E | (1) | 1929 |
| Curchin, Jeff (Florida State)..... | T | (2) | 1970 |

D D D

| | | | |
|---|-----------|-------------|-------------|
| Daffer, Ted (Tennessee)..... | E | (1) | 1954 |
| Damore, John (Northwestern)..... | C | (2) | 1957 |
| Daniell, Jim (Ohio State)..... | T | (1) | 1945 |
| Daniels, Dick (Pacific-Oregon)..... | S | (2) | 1969 |
| Davis, Art (Alabama State)..... | T | (2) | 1953 |
| Davis, Fred (Alabama)..... | T | (6) | 1946 |
| Davis, Harper (Mississippi State)..... | HB | (1) | 1950 |
| Davis, John (Missouri)..... | DB | (1) | 1970 |
| Davis, Roger (Syracuse)..... | G | (4) | 1960 |
| Davis, Wendell (LSU)..... | WR | (5) | 1988 |
| Dean, Fred (Texas Southern)..... | G | (1) | 1977 |
| DeCorevont, Bill (Northwestern)..... | HB | (2) | 1948 |
| DeLong, Steve (Tennessee)..... | DE | (1) | 1972 |
| Deloplane, Jack (Salem)..... | RB | (1) | 1979 |
| Dempsey, Frank (Florida)..... | G | (4) | 1950 |
| Denney, Austin (Tennessee)..... | E | (3) | 1967 |
| Dent, Richard (Tennessee St.)..... | DE | (10) | 1983 |
| Devlin, Chris (Penn State)..... | LB | (1) | 1978 |

| | | | |
|--|-----------|------------|-------------|
| Dewveall, Willard (SMU)..... | E | (2) | 1959 |
| Digris, Bernie (Holy Cross)..... | T | (1) | 1943 |
| Dimancheff, Boris Babe (Purdue)..... | HB | (1) | 1952 |
| Ditka, Mike (Pittsburgh)..... | TE | (6) | 1961 |
| Dodd, Al (NW Louisiana)..... | DB | (1) | 1967 |
| Doehring, John "Bull"..... | FB | (6) | 1932 |
| Doerger, Jerry (Wisconsin)..... | T | (1) | 1982 |
| Donchez, Tom (Penn State)..... | RB | (1) | 1975 |
| Dooley, Jim (Miami U.)..... | E | (9) | 1952 |
| Dottley, John (Mississippi)..... | FB | (3) | 1951 |
| Douglas, Merrill (Utah)..... | FB | (3) | 1958 |
| Douglass, Bobby (Kansas)..... | QB | (7) | 1969 |
| Douglass, Maurice (Kentucky)..... | DB | (7) | 1986 |
| Douthitt, Earl (Iowa)..... | S | (1) | 1975 |
| Dreher, Ferd (Denver)..... | E | (1) | 1938 |
| Dressen, Charley*..... | QB | (1) | 1920 |
| Drews, Ted (Princeton)..... | E | (1) | 1928 |
| Dreyer, Wally (Wisconsin)..... | HB | (1) | 1949 |
| Driscoll, Paddy* (Northwestern)..... | HB | (5) | 1926 |
| Drulis, Chuck* (Temple)..... | G | (6) | 1942 |
| Drury, Lyle (St. Louis)..... | E | (2) | 1930 |
| Drzewiecki, Ron (Marquette)..... | HB | (2) | 1955 |
| Duarte, George (N Arizona)..... | CB | (1) | 1987 |
| Duerson, Dave (Notre Dame)..... | S | (6) | 1983 |
| Dugger, Jack (Ohio State)..... | E | (1) | 1949 |
| Dunlap, Bob (Oklahoma)..... | QB | (1) | 1935 |
| Dunsmore, Pat (Drake)..... | TE | (2) | 1983 |
| Dyko, Chris (Washington St.)..... | T | (1) | 1989 |

E E E

| | | | |
|--|-------|-----|------|
| Earl, Robin (Washington)..... | RB-TE | (6) | 1977 |
| Ecker, Ed* (John Carroll)..... | T | (1) | 1947 |
| Edwards, Cid (Tennessee State)..... | RB | (1) | 1975 |
| Ellis, Allan (UCLA)..... | CB | (7) | 1973 |
| Elnes, Leland* (Bradley)..... | QB | (1) | 1929 |
| Ely, Harold (Iowa)*..... | G | (1) | 1932 |
| Ely, Larry (Iowa)..... | LB | (1) | 1975 |
| Engelbreten, Paul* (Northwestern)..... | G | (1) | 1932 |
| Englund, Harry..... | E | (4) | 1920 |
| Erickson, Harold* (Wash. & Jeff.)..... | HB | (1) | 1925 |
| Evans, Earl (Harvard)..... | T | (4) | 1926 |
| Evans, Fred (Notre Dame)..... | HB | (1) | 1948 |
| Evans, Vince (USC)..... | QB | (7) | 1977 |
| Evvey, Dick (Tennessee)..... | T | (6) | 1964 |

F F F

| | | | |
|--|-----------|------------|-------------|
| Fada, Rob (Pittsburgh)..... | G | (2) | 1983 |
| Fain, Richard (Florida)..... | CB | (1) | 1992 |
| Falkenberg, Herb* (Trinity)..... | FB | (1) | 1952 |
| Famiglietti, Gary* (Boston U.)..... | FB | (8) | 1938 |
| Fanning, Stan (Idaho)..... | T | (3) | 1960 |
| Farmer, George (UCLA)..... | WR | (6) | 1970 |
| Farrington, John* (Prairie View)..... | E | (4) | 1960 |
| Farris, Tom (Wisconsin)..... | QB | (2) | 1946 |
| Feathers, Beattie* (Tennessee)..... | HB | (4) | 1934 |
| Febel, Fritz* (Purdue)..... | G | (1) | 1935 |
| Federovich, John (Davis & Elkins)..... | T | (2) | 1941 |
| Feichtinger, Andy*..... | E | (2) | 1920 |
| Fencik, Gary (Yale)..... | S | (12) | 1976 |

| | | | |
|---|-----------|------------|-------------|
| Fenimore, Bob (Oklahoma A&M)..... | HB | (1) | 1947 |
| Ferguson, JB..... | T | (1) | 1932 |
| Ferguson, Jim (South Carolina)..... | C/LB | (1) | 1969 |
| Fetz, Gus..... | FB | (1) | 1923 |
| Figner, George (Colorado)..... | HB | (1) | 1953 |
| Finzer, Dave (DePauw)..... | P | (1) | 1984 |
| Fisher, Bob (SMU)..... | TE | (2) | 1980 |
| Fisher, Jeff (USC)..... | CB | (4) | 1981 |
| Fitzgerald, Greg (Iowa)..... | DT | (1) | 1987 |
| Flaherty, Pat* (Princeton)..... | E | (1) | 1923 |
| Flanagan, Dick (Ohio State)..... | G | (2) | 1948 |
| Flanagan, Latham (Carnegie Tech)..... | E | (1) | 1931 |
| Fleckenstein, Bill (Iowa)..... | G | (6) | 1925 |
| Floyd, Bobby Jack (TCU)..... | FB | (1) | 1953 |
| Flutie, Doug (Boston College)..... | QB | (1) | 1986 |
| Fontenot, Jerry (Texas A&M)..... | G | (4) | 1989 |
| Ford, Charlie (Houston)..... | CB | (3) | 1971 |
| Fordham, Jim* (Georgia)..... | FB | (2) | 1944 |
| Forrest, Tom (Cincinnati)..... | G | (1) | 1974 |
| Forfe, Aldo (Montana)..... | G | (4) | 1939 |
| Fortmann, Dan (Colgate)..... | G | (8) | 1936 |
| Fortunato, Joe (Mississippi State)..... | LB | (12) | 1955 |
| Francis, Sam (Nebraska)..... | FB | (2) | 1937 |
| Franklin, Paul* (Franklin)..... | E | (5) | 1930 |
| Frazier, Leslie (Alcorn State)..... | CB | (5) | 1981 |
| Frederick, Andy (New Mexico)..... | T | (3) | 1983 |
| Frump, Milton (Ohio Wesleyan)..... | G | (1) | 1930 |
| Fuller, Steve (Clemson)..... | QB | (3) | 1984 |
| Furrer, Will (Virginia Tech)..... | QB | (1) | 1992 |

G G G

| | | | |
|---|------------|------------|-------------|
| Gagnon, Dave (Ferris State)..... | RB | (1) | 1974 |
| Gaines, Wentford (Cincinnati)..... | CB | (3) | 1978 |
| Gallimore, Willie* (Florida A&M)..... | HB | (7) | 1957 |
| Gallagher, Dave (Michigan)..... | DE | (1) | 1974 |
| Gallameau, Hugh (Stanford)..... | HB | (5) | 1941 |
| Gardocki, Chris (Clemson)..... | P/K | (2) | 1991 |
| Garrett, Carl (New Mexico H'lands)..... | RB | (2) | 1973 |
| Garrett, T. (Oklahoma A&M)..... | C | (2) | 1947 |
| Garrett, WD (Mississippi State)..... | T | (1) | 1950 |
| Garvey, A. "Hec" (Notre Dame)..... | E | (4) | 1922 |
| Garvey, Ed* (Notre Dame)..... | HB | (1) | 1925 |
| Gault, Willie (Tennessee)..... | WR | (5) | 1983 |
| Gayle, Shaun (Ohio State)..... | S | (9) | 1984 |
| Gentry, Curtis (Maryland State)..... | DB | (3) | 1966 |
| Gentry, Dennis (Baylor)..... | WR | (11) | 1982 |
| George, Bill* (Wake Forest)..... | G/LB | (14) | 1952 |
| Gepford, Sid* (Millikin & Bethany)..... | B | (1) | 1920 |
| Gersbach, Carl (West Chester St.)..... | LB | (1) | 1975 |
| Geyer, Bill (Colgate)..... | HB | (3) | 1942 |
| Gibron, Abe (Purdue)..... | G | (2) | 1958 |
| Gilbert, Kline* (Mississippi)..... | G | (5) | 1953 |
| Gilliam, John (South Carolina St.)..... | WR | (1) | 1977 |
| Glasgow, Brian (N Illinois)..... | TE | (1) | 1987 |
| Glenn, Bill (E. Illinois)..... | QB | (2) | 1944 |
| Glueck, Larry (Villanova)..... | B | (3) | 1963 |
| Goebel, Paul (Michigan)..... | E | (1) | 1925 |
| Goodnight, Owen* (Hardin-Sims)..... | QB | (1) | 1946 |
| Gordon, Dick (Michigan State)..... | HB | (7) | 1965 |
| Gordon, Lou* (Illinois)..... | T | (1) | 1938 |
| Gorgal, Ken (Purdue)..... | HB | (2) | 1955 |
| Grabowski, Jim (Illinois)..... | RB | (1) | 1971 |

| | | | |
|--|-----------|------------|-------------|
| Graham, Conrad (Tennessee)..... | DB | (1) | 1973 |
| Grandberry, Ken (Wash. St.)..... | RB | (1) | 1974 |
| Grange, Garland "Gardie" (Illinois)..... | E | (3) | 1929 |
| Grange, Harold "Red" (Illinois)..... | HB | (8) | 1925 |
| Green, Bobby Joe* (Florida)..... | P | (12) | 1962 |
| Green, Mark (Notre Dame)..... | RB | (4) | 1989 |
| Greenwood, Glen* (Iowa)..... | HB | (1) | 1924 |
| Grim, Bob (Oregon State)..... | WR | (1) | 1975 |
| Grosvenor, George (Colorado)..... | HB | (2) | 1935 |
| Grygo, Al* (South Carolina)..... | HB | (2) | 1944 |
| Gudauskas, Pete (Murray State)..... | G | (2) | 1943 |
| Gulyanics, George* (Ellisville JC)..... | HB | (6) | 1947 |
| Gunn, Jimmy (USC)..... | LB | (6) | 1970 |
| Gunner, Harry (Oregon State)..... | DE | (1) | 1970 |

H H H

| | | | |
|--|-----------|------------|-------------|
| Haddon, Aldous (Wash. & Jeff.)..... | B | (1) | 1928 |
| Haines, Kris (Notre Dame)..... | WR | (3) | 1979 |
| Halas, George* (Illinois)..... | E | (10) | 1920 |
| Hale, Dave (Ottawa)..... | DE | (3) | 1969 |
| Haluska, Jim (Wisconsin)..... | HB | (1) | 1956 |
| Hamity, Lewis (Chicago)..... | HB | (1) | 1941 |
| Hamlin, Gene (Western Michigan)..... | C | (1) | 1971 |
| Hammond, Henry (Southwestern)..... | E | (1) | 1937 |
| Hampton, Dan (Arkansas)..... | DE | (12) | 1979 |
| Hanke, Carl* (Minnesota)..... | G | (1) | 1922 |
| Hanny, Frank* (Indiana)..... | E | (5) | 1922 |
| Hansen, Clifford (Luther)..... | HB | (1) | 1933 |
| Hansen, Wayne* (Texas Western)..... | C | (10) | 1950 |
| Harbaugh, Jim (Michigan)..... | QB | (6) | 1987 |
| Hardy, Cliff (Michigan State)..... | CB | (1) | 1971 |
| Hardy, John (California)..... | DB | (1) | 1991 |
| Harley, Charles "Chic" (Ohio State)..... | RB | (1) | 1921 |
| Harper, LaSalle (Arkansas)..... | LB | (1) | 1989 |
| Harper, Roland (Louisiana Tech)..... | RB | (8) | 1975 |
| Harris, Al (Arizona State)..... | DE | (9) | 1979 |
| Harris, Chuck (West Virginia)..... | T | (1) | 1987 |
| Harris, Frank (NC State)..... | RB | (1) | 1987 |
| Harris, Richard (Grambling)..... | DE | (2) | 1974 |
| Harrison, Jim (Missouri)..... | RB | (4) | 1971 |
| Hart, Tommy (Morris Brown)..... | DE | (2) | 1978 |
| Hartenstine, Mike (Penn State)..... | DE | (12) | 1975 |
| Hartman, Fred (Rice)..... | T | (1) | 1947 |
| Hartnett, Perry (SMU)..... | G | (2) | 1982 |
| Haselrig, Clint (Michigan)..... | WR | (1) | 1974 |
| Hatley, John (Sul Ross)..... | G | (1) | 1953 |
| Hazelton, Major (Florida A&M)..... | DB | (2) | 1968 |
| Healey, Ed* (Dartmouth)..... | T | (6) | 1920 |
| Healy, Don (Maryland)..... | G | (2) | 1958 |
| Heardon, Tom* (Notre Dame)..... | QB | (1) | 1929 |
| Heileman, Charles* (Iowa State)..... | E | (1) | 1939 |
| Heimuli, Lakei (BYU)..... | RB | (1) | 1987 |
| Helwig, John (Notre Dame)..... | G | (4) | 1953 |
| Hempel, Bill (Carroll)..... | T | (1) | 1942 |
| Henderson, Reuben (San Diego St.)..... | CB | (2) | 1981 |
| Hensley, Dick (Kentucky)..... | E | (1) | 1953 |
| Herron, Bruce (New Mexico)..... | LB | (5) | 1978 |
| Hester, Jim (North Dakota)..... | TE | (1) | 1970 |
| Hewitt, Bill* (Michigan)..... | E | (5) | 1932 |
| Hibbs, Jesse (USC)..... | T | (1) | 1931 |
| Hicks, Tom (Illinois)..... | LB | (5) | 1976 |
| High, Lennie..... | HB | (1) | 1920 |

| | | | |
|--|----|------|------|
| Hilgenberg, Jay (Iowa)..... | C | (11) | 1981 |
| Hill, Harlon (Florence St. Tchrs)..... | E | (8) | 1954 |
| Hill, Ike (Catawba)..... | WR | (2) | 1973 |
| Hintz, Mike (Wis-Platteville)..... | DB | (1) | 1987 |
| Hoban, Mike (Michigan)..... | G | (1) | 1974 |
| Hobscheid, Fred* (Chicago)..... | G | (1) | 1927 |
| Hodgins, Norm (LSU)..... | S | (1) | 1974 |
| Hoffman, Jack (Xavier)..... | E | (5) | 1952 |
| Hoffman, John (Hawaii)..... | DE | (1) | 1971 |
| Hoffman, John* (Arkansas)..... | E | (8) | 1949 |
| Hohense, Mike (Minnesota)..... | QB | (1) | 1987 |
| Hoke, Jonathan (Ball State)..... | CB | (1) | 1980 |
| Holloway, Glen (N Texas State)..... | G | (4) | 1970 |
| Holman, Willie (South Carolina St.)..... | DE | (6) | 1968 |
| Holmer, Walter* (Northwestern)..... | FB | (2) | 1929 |
| Holovak, Mike (Boston College)..... | FB | (2) | 1947 |
| Hoptowitz, Al (Washington State)..... | T | (5) | 1941 |
| Horton, Larry (Iowa)..... | DT | (2) | 1972 |
| Howley, Charles (West Virginia)..... | C | (2) | 1958 |
| Hrivnak, Gary (Purdue)..... | DT | (4) | 1973 |
| Huarte, John (Notre Dame)..... | QB | (1) | 1972 |
| Huff, Gary (Florida State)..... | QB | (4) | 1973 |
| Huffine, Ken* (Purdue)..... | FB | (1) | 1921 |
| Hugasian, Harry (Stanford)..... | HB | (1) | 1955 |
| Hughes, Billy* (Texas)..... | C | (2) | 1940 |
| Hull, Mike (USC)..... | FB | (3) | 1968 |
| Hultz, Don (Southern Miss.)..... | DT | (1) | 1974 |
| Humphries, Stefan (Michigan)..... | G | (3) | 1984 |
| Hunsinger, Chuck (Florida)..... | HB | (3) | 1950 |
| Hunt, Jackie (Marshall)..... | HB | (1) | 1945 |
| Hurst, William (Oregon)..... | G | (1) | 1924 |
| Hutchison, Anthony (Texas Tech)..... | RB | (2) | 1983 |
| Huther, Bruce (New Hampshire)..... | LB | (1) | 1982 |
| Hyche, Steve (Livingston)..... | LB | (1) | 1989 |
| Hyland, Bob (Boston College)..... | C | (1) | 1970 |

| | | | |
|----------------------------------|---|-----|------|
| Ingwerson, Burt* (Illinois)..... | G | (2) | 1920 |
| Ippolito, Anthony* (Purdue)..... | G | (1) | 1943 |

| | | | |
|--|----|-----|------|
| Jackson, Bobby (Alabama)..... | HB | (1) | 1961 |
| Jackson, Noah (Tampa)..... | G | (9) | 1975 |
| Jackson, Randy (Florida)..... | T | (8) | 1967 |
| Jackson, Vestee (Washington)..... | CB | (5) | 1986 |
| Jagade, Chick* (Indiana)..... | FB | (2) | 1954 |
| James, Dan (Ohio)..... | T | (1) | 1967 |
| Janata, John (Illinois)..... | T | (1) | 1983 |
| Janet, Ernie (Washington)..... | G | (3) | 1972 |
| January, Mike (Texas)..... | LB | (1) | 1987 |
| Jarmoluk, Mike (Temple)..... | T | (2) | 1946 |
| Jecha, Ralph (Northwestern)..... | G | (1) | 1955 |
| Jeffries, Eric (Texas)..... | CB | (1) | 1987 |
| Jencks, Robert (Miami, OH)..... | E | (2) | 1963 |
| Jennings, Keith (Clemson)..... | TE | (2) | 1991 |
| Jensvold, Leo* (Iowa)..... | QB | (1) | 1931 |
| Jeter, Bob (Iowa)..... | CB | (3) | 1971 |
| Jeter, Perry (California Poly Tech)..... | RB | (2) | 1956 |

| | | | |
|------------------------------------|----|------|------|
| Jewett, Bob (Michigan State)..... | E | (1) | 1958 |
| Jiggetts, Dan (Harvard)..... | T | (7) | 1976 |
| Joesting, Herb* (Minnesota)..... | FB | (2) | 1931 |
| Johnson, Albert (Kentucky)..... | FB | (1) | 1938 |
| Johnson, Bill* (SMU)..... | G | (2) | 1946 |
| Johnson, Greg (Florida State)..... | DT | (1) | 1977 |
| Johnson, Jack (Miami)..... | B | (3) | 1957 |
| Johnson, John (Indiana)..... | T | (6) | 1963 |
| Johnson, Leo (Millikin)..... | HB | (1) | 1920 |
| Johnson, OG..... | FB | (1) | 1924 |
| Johnson, Pete (VMI)..... | B | (1) | 1959 |
| Johnson, Troy (Oklahoma)..... | LB | (2) | 1988 |
| Johnson, Will (NE Louisiana)..... | LB | (1) | 1987 |
| Johnsos, Luke* (Northwestern)..... | E | (9) | 1929 |
| Jones, Bob (San Diego State)..... | E | (1) | 1967 |
| Jones, Dante (Oklahoma)..... | LB | (5) | 1988 |
| Jones, Edgar (Pittsburgh)..... | HB | (1) | 1945 |
| Jones, Jerry* (Notre Dame)..... | G | (2) | 1920 |
| Jones, Jimmy (Wisconsin)..... | E | (3) | 1965 |
| Jones, Stan (Maryland)..... | T | (12) | 1954 |
| Jordan, Donald (Houston)..... | RB | (1) | 1984 |
| Juenger, Dave (Ohio U.)..... | WR | (1) | 1973 |
| Jurkovic, Mirko (Notre Dame)..... | G | (1) | 1992 |

| | | | |
|---|----|-----|------|
| Karr, William* (West Virginia)..... | E | (6) | 1933 |
| Karras, Ted (Indiana)..... | G | (5) | 1960 |
| Karwales, Jack (Michigan)..... | E | (2) | 1946 |
| Kassel, Chuck* (Illinois)..... | E | (1) | 1927 |
| Kavanaugh, Ken (LSU)..... | E | (8) | 1940 |
| Kawal, Ed* (Illinois)..... | C | (6) | 1931 |
| Keane, Jim (Iowa)..... | E | (6) | 1946 |
| Keefe, Jerry* (Notre Dame)..... | G | (1) | 1920 |
| Kelly, Elmo (Wichita U.)..... | E | (1) | 1944 |
| Kelly, Jim (Tennessee State)..... | TE | (1) | 1974 |
| Kendricks, Jim (Texas A&M)..... | T | (1) | 1924 |
| Keriasotis, Nick (St. Ambrose)..... | G | (3) | 1942 |
| Keys, Tyrone (Mississippi St.)..... | DE | (3) | 1983 |
| Kiesling, Walter* (St. Thomas)..... | G | (1) | 1934 |
| Kilcullen, Bob (Texas Tech)..... | T | (8) | 1957 |
| Kilgore, Jon (Auburn)..... | P | (1) | 1968 |
| Kindt, Don (Wisconsin)..... | HB | (9) | 1947 |
| Kindt, Don Jr. (Wis-LaCrosse)..... | TE | (1) | 1987 |
| King, Ralph (Chicago)..... | T | (1) | 1925 |
| Kinney, Steve (Utah State)..... | T | (2) | 1973 |
| Kirk, Ken (Mississippi)..... | C | (1) | 1960 |
| Kissell, Adolph (Boston College)..... | FB | (1) | 1942 |
| Klawitter, Dick* (S. Dakota State)..... | C | (2) | 1956 |
| Klein, Dick (Iowa)..... | T | (2) | 1958 |
| Knapczyk, Ken (Northern Iowa)..... | WR | (1) | 1987 |
| Knopp, Oscar* (Illinois)..... | FB | (6) | 1923 |
| Knox, Bill (Purdue)..... | DB | (3) | 1974 |
| Knox, Ron (UCLA)..... | QB | (1) | 1957 |
| Koehler, Robert* (Northwestern)..... | FB | (2) | 1920 |
| Kolman, Ed* (Temple)..... | T | (5) | 1940 |
| Konovsky, Bob* (Wisconsin)..... | G | (1) | 1960 |
| Kopcha, Joe* (Chattanooga)..... | G | (5) | 1929 |
| Kortas, Kenneth (Louisville)..... | T | (1) | 1969 |
| Kosins, Gary (Dayton)..... | RB | (3) | 1972 |
| Kozłowski, Glen (BYU)..... | WR | (6) | 1987 |
| Kreamcheck, John (Wm. & Mary)..... | T | (3) | 1953 |

| | | | | | | | |
|--|----|-----|------|------------------------------------|-----------|------------|-------------|
| Kreitling, Rich (Illinois)..... | E | (1) | 1964 | Maillard, Ralph (Creighton)..... | T | (1) | 1929 |
| Kreiwald, Doug (West Texas State)..... | G | (2) | 1967 | Malone, Charles (Texas A&M)..... | E | (1) | 1933 |
| Krenk, Mitch (Nebraska)..... | TE | (1) | 1984 | Manders, Jack* (Minnesota)..... | HB | (8) | 1933 |
| Krumm, Todd (Michigan State)..... | S | (1) | 1988 | Maness, James (TCU)..... | WR | (1) | 1985 |
| Kuchenberg, Rudy (Indiana)..... | LB | (3) | 1967 | Mangum, John (Alabama)..... | CB | (3) | 1990 |
| Kunz, Lee (Nebraska)..... | LB | (3) | 1979 | Maniaci, Joe (Fordham)..... | RB | (4) | 1938 |
| Kurek, Ralph (Wisconsin)..... | FB | (6) | 1965 | Manning, Pete (Wake Forest)..... | E | (2) | 1960 |

L L L

| | | | | | | | |
|---|-----------|------------|-------------|---|-----------|-------------|-------------|
| LaFleur, Joe* (Marquette)..... | FB | (3) | 1922 | Marshall, Wilber (Florida)..... | LB | (4) | 1984 |
| LaForest, W. | FB | (1) | 1920 | Martin, Bill (Georgia Tech)..... | E | (2) | 1964 |
| Lahar, Harold (Oklahoma)..... | G | (2) | 1941 | Martin, Billy* (Minnesota)..... | HB | (3) | 1962 |
| Lamb, Walter (Oklahoma)..... | E | (1) | 1946 | Martin, Dave (Notre Dame)..... | LB | (1) | 1969 |
| Landry, Greg (Massachusetts)..... | QB | (1) | 1984 | Martin, Frank (Alabama)..... | HB | (1) | 1941 |
| Lanum, R. "Jake" (Ill & Millikin)..... | QB | (5) | 1920 | Martinovich, P. (College of Pacific)..... | G | (1) | 1940 |
| Larson, Fred* (Notre Dame)..... | C | (1) | 1922 | Maslowski, Matt (San Diego U.)..... | WR | (1) | 1972 |
| Lashar, Tim (Oklahoma)..... | K | (1) | 1987 | Mass, Wayne (Clemson)..... | OT | (3) | 1968 |
| Lasker, Greg (Arkansas)..... | S | (1) | 1988 | Masters, Bob* (Baylor)..... | FB | (2) | 1943 |
| Latta, Greg (Morgan State)..... | TE | (6) | 1975 | Masterson, Bernie* (Nebraska)..... | QB | (7) | 1934 |
| Lawler, Allen (Texas)..... | HB | (1) | 1948 | Masterson, Forest (Iowa)..... | C | (1) | 1945 |
| Lawson, Roger (W. Michigan)..... | RB | (2) | 1972 | Mastrogany, Gus* (Iowa)..... | E | (1) | 1931 |
| Layne, Bobby (Texas)..... | QB | (1) | 1948 | Matheson, Jack (W. Michigan)..... | E | (1) | 1947 |
| Leahy, Bernie (Notre Dame)..... | HB | (1) | 1932 | Mattes, Ron (Virginia)..... | T | (1) | 1991 |
| Leclerc, Roger (Trinity)..... | K/LB | (7) | 1960 | Mattson, Riley (Oregon)..... | T | (1) | 1965 |
| Lee, Buddy (LSU)..... | QB | (1) | 1971 | Matuza, Al (Georgetown)..... | C | (4) | 1941 |
| Lee, Herman (Florida A&M)..... | T | (9) | 1958 | May, Chester..... | G | (1) | 1920 |
| Leeuwenburg, Jay (Colorado)..... | G | (1) | 1992 | May, Walter O. "Red"..... | G | (1) | 1920 |
| Leeuwenburg, Rich (Stanford)..... | T | (1) | 1965 | Mayes, Rufus (Ohio State)..... | T | (1) | 1969 |
| Leggett, Earl (LSU)..... | T | (10) | 1957 | Maznicki, F. (Boston College)..... | HB | (2) | 1942 |
| Lemon, Clifford* (Centre)..... | T | (1) | 1926 | McAfee, George (Duke)..... | HB | (8) | 1940 |
| Leonard, James (Colgate)..... | T | (1) | 1924 | McClendon, Willie (Georgia)..... | RB | (4) | 1979 |
| Lesane, James (Virginia)..... | HB | (2) | 1952 | McColl, Bill (Stanford)..... | E | (8) | 1952 |
| Lewis, Darren (Texas A & M)..... | RB | (2) | 1991 | McCray, Bruce (W. Illinois)..... | CB | (1) | 1987 |
| Lick, Dennis (Wisconsin)..... | T | (6) | 1976 | McDonald, Lester* (Nebraska)..... | E | (3) | 1937 |
| Lincoln, Jeremy (Tennessee)..... | CB | (1) | 1992 | McElwain, Bill (Northwestern)..... | HB | (1) | 1925 |
| Line, Bill (SMU)..... | DT | (1) | 1972 | McEnulty, Doug (Wichita)..... | FB | (2) | 1943 |
| Lintzenich, Joseph* (St. Louis)..... | FB | (2) | 1930 | McGee, Tony (Bishop College)..... | DE | (3) | 1971 |
| Lipscomb, Paul* (Tennessee)..... | T | (1) | 1954 | McInerney, Sean (Frostburg State)..... | DT | (1) | 1987 |
| Lisch, Rusty (Notre Dame)..... | QB | (1) | 1984 | McKinney, Phil (UCLA)..... | T | (1) | 1982 |
| Livers, Virgil (W. Kentucky)..... | CB | (5) | 1975 | McKinney, Bill (West Texas)..... | LB | (1) | 1972 |
| Livingston, Andy (Phoenix JC)..... | B | (2) | 1964 | McKinnon, Dennis (Florida State)..... | WR | (6) | 1983 |
| Livingston, Howie (Fullerton JC)..... | DB | (1) | 1953 | McLean, Ray* (St. Anselm)..... | HB | (8) | 1940 |
| Logan, James (Indiana)..... | G | (2) | 1942 | McMahon, Jim (BYU)..... | QB | (7) | 1982 |
| Long, Harvey (Detroit)..... | T | (1) | 1929 | McMichael, Steve (Texas)..... | DT | (12) | 1981 |
| Long, Johnny* (Colgate)..... | QB | (2) | 1944 | McMillen, Jim* (Illinois)..... | G | (6) | 1924 |
| Low, Lloyd (North Texas State)..... | HB | (2) | 1953 | McMullen, Daniel* (Nebraska)..... | G | (2) | 1930 |
| Luckman, Sid (Columbia)..... | QB | (12) | 1939 | McPherson, Forrest (Nebraska)..... | G | (1) | 1935 |
| Lujack, Johnny (Notre Dame)..... | QB | (4) | 1948 | McRae, Bennie (Michigan)..... | HB | (9) | 1962 |
| Lusby, Vaughn (Arkansas)..... | CB | (1) | 1980 | McRae, Franklin (Tenn. State)..... | DT | (1) | 1967 |
| Lyle, Garry (G. Washington)..... | CB | (7) | 1968 | Meadows, Ed* (Duke)..... | E | (3) | 1954 |
| Lyman, Roy "Link" (Nebraska)..... | T | (9) | 1926 | Mellekas, John (Arizona)..... | T | (5) | 1956 |
| Lynch, Lorenzo (Cal St.-Sac.)..... | DB | (3) | 1987 | Merkel, Monte (Kansas)..... | G | (2) | 1942 |
| Lyon, George (Kansas State)..... | T | (1) | 1929 | Merrill, Mark (Minnesota)..... | LB | (1) | 1979 |

M M M

| | | | | | | | |
|--------------------------------------|----|-----|------|---------------------------------|----|-----|------|
| MacLeod, Robert (Dartmouth)..... | HB | (2) | 1939 | Milner, Bill (Duke)..... | G | (3) | 1947 |
| Macdon, Ed (College of Pacific)..... | HB | (2) | 1952 | Milton, Eldridge (Clemson)..... | LB | (1) | 1987 |
| MacWherter, Kile* (Bethany)..... | FB | (1) | 1920 | | | | |
| Magnini, Dante* (St. Mary's)..... | HB | (3) | 1942 | | | | |

| | | | |
|---|-----------|------------|-------------|
| Minini, Frank (San Jose State)..... | HB | (3) | 1947 |
| Mintum, John F. "Jack"..... | C | (2) | 1921 |
| Mitchell, Charley (Tulsa)..... | HB | (1) | 1945 |
| Mohardt, John* (Notre Dame)..... | HB | (1) | 1925 |
| Molesworth, Keith* (Monmouth)..... | HB | (7) | 1931 |
| Montgomery, Randy (Weber State).... | CB | (1) | 1974 |
| Montgomery, Ross (TCU)..... | FB | (2) | 1969 |
| Mooney, Jim* (Georgetown)..... | E | (1) | 1935 |
| Mooney, Tip* (Abilene Christian)..... | HB | (3) | 1944 |
| Moore, Albert (Northwestern)..... | QB | (1) | 1932 |
| Moore, Jerry (Arkansas)..... | S | (2) | 1971 |
| Moore, Joe (Missouri)..... | RB | (2) | 1971 |
| Moore, McNeil (Sam Houston)..... | HB | (3) | 1954 |
| Moore, Rocco (Western Michigan)..... | G | (1) | 1980 |
| Moorehead, Emery (Colorado)..... | TE | (8) | 1981 |
| Morgan, Anthony (Tennessee)..... | WR | (2) | 1991 |
| Morgan, Mike (Wisconsin)..... | RB | (1) | 1978 |
| Morris, Francis (Boston U.)..... | HB | (1) | 1942 |
| Morris, Johnny (Santa Barbara)..... | FL | (10) | 1958 |
| Morris, Jon (Holy Cross)..... | C | (1) | 1978 |
| Morris, Larry (Georgia Tech)..... | LB | (7) | 1959 |
| Morris, Ray (UTEP)..... | LB | (1) | 1987 |
| Morris, Ron (SMU)..... | WR | (6) | 1987 |
| Morrison, Fred (Ohio State)..... | FB | (4) | 1950 |
| Morrissey, Jim (Michigan State)..... | LB | (8) | 1985 |
| Morton, John (Missouri)..... | HB | (1) | 1945 |
| Moser, Robert* (Pacific)..... | C | (3) | 1951 |
| Mosley, Anthony (Fresno State)..... | RB | (1) | 1987 |
| Mosley, Henry (Morris Brown)..... | HB | (1) | 1955 |
| Mucha, Charles (Washington)..... | G | (1) | 1935 |
| Mucha, Rudy (Washington)..... | G | (2) | 1945 |
| Muckenstrum, Jerry (Arkansas St.).... | LB | (7) | 1976 |
| Mudd, Howard (Hillsdale)..... | G | (2) | 1969 |
| Mullen, Verne* (Illinois)..... | E | (3) | 1923 |
| Mullins, Don R. (Houston)..... | HB | (2) | 1961 |
| Mullins, Noah (Kentucky)..... | HB | (4) | 1946 |
| Mundee, Fred (Notre Dame)..... | C | (3) | 1943 |
| Murray, Richard* (Marquette)..... | T | (1) | 1924 |
| Murray, Don* (Wisconsin)..... | T | (8) | 1924 |
| Musso, George (Millikin)..... | G | (12) | 1933 |
| Musso, Johnny (Alabama)..... | RB | (3) | 1975 |
| Muster, Brad (Stanford)..... | FB | (5) | 1988 |

N N N

| | | | |
|-------------------------------------|----|-----|------|
| Nagurski, Bronko* (Minnesota)..... | FB | (9) | 1930 |
| Neacy, Clement* (Colgate)..... | E | (1) | 1927 |
| Neal, Dan (Kentucky)..... | C | (9) | 1975 |
| Neal, Ed (LSU)..... | G | (1) | 1951 |
| Neck, Tommy (LSU)..... | HB | (2) | 1962 |
| Negus, Fred (Wisconsin)..... | C | (1) | 1950 |
| Neidert, John (Louisville)..... | LB | (1) | 1970 |
| Nelson, Everett (Illinois)..... | T | (1) | 1929 |
| Nesbitt, Dick* (Drake)..... | HB | (4) | 1930 |
| Newsome, Billy (Grambling)..... | DE | (1) | 1977 |
| Newton, Bob (Nebraska)..... | G | (5) | 1971 |
| Nickla, Ed (Maryland)..... | G | (1) | 1959 |
| Nielsen, Hans (Michigan State)..... | K | (1) | 1981 |
| Nix, Kent (TCU)..... | QB | (2) | 1970 |
| Nolting, Ray (Cincinnati)..... | HB | (8) | 1936 |
| Norberg, Hank (Stanford)..... | E | (1) | 1948 |

| | | | |
|------------------------------------|-----|-----|------|
| Nordquist, Mark* (Pacific)..... | G-C | (2) | 1975 |
| Nori, Reino* (DeKalb)..... | HB | (1) | 1938 |
| Norman, Dick (Stanford)..... | QB | (2) | 1961 |
| Norman, Tim (Illinois)..... | G | (1) | 1983 |
| Norris, Jon (American Int'l.)..... | DE | (1) | 1987 |
| Norvell, Jay (Iowa)..... | LB | (1) | 1987 |
| Novoselsky, Brent (Penn)..... | TE | (1) | 1988 |
| Nowaskey, Bob* (G Washington)..... | E | (3) | 1940 |

O O O

| | | | |
|--|----|------|------|
| O'Bradovich, Ed (Illinois)..... | E | (10) | 1962 |
| O'Connell, JF* (Penn State)..... | C | (1) | 1924 |
| O'Connell, Tom (Illinois)..... | QB | (1) | 1953 |
| O'Quinn, John (Wake Forest)..... | E | (2) | 1950 |
| O'Rourke, Charles (Boston College).... | QB | (1) | 1942 |
| Oech, Verne (Minnesota)..... | G | (1) | 1936 |
| Oelerich, John* (St. Ambrose)..... | HB | (1) | 1938 |
| Ogden, Ray (Alabama)..... | TE | (3) | 1969 |
| Oliver, Jack (Memphis State)..... | T | (1) | 1987 |
| Ortego, Keith (McNeese State)..... | WR | (3) | 1985 |
| Osborne, Jim (Southern)..... | DT | (13) | 1972 |
| Osmanski, Bill (Holy Cross)..... | FB | (7) | 1939 |
| Osmanski, Joe (Holy Cross)..... | FB | (4) | 1946 |

P P P

| | | | |
|--|-----------|------------|-------------|
| Pagac, Fred (Ohio State)..... | TE | (1) | 1974 |
| Page, Alan (Notre Dame)..... | DT | (4) | 1978 |
| Parsons, Bob (Penn State)..... | P-TE | (11) | 1972 |
| Patterson, Billy (Baylor)..... | QB | (1) | 1939 |
| Paul, Markus (Syracuse)..... | S | (4) | 1989 |
| Pauley, Frank Don (Wash. & Jeff.)..... | T | (1) | 1930 |
| Payton, Sean (E Illinois)..... | QB | (1) | 1987 |
| Payton, Walter (Jackson State)..... | RB | (13) | 1975 |
| Pearce, W. "Pard" (Penn.)..... | QB | (3) | 1920 |
| Pearson, Madison* (Kansas)..... | C | (6) | 1929 |
| Pederson, Jim (Augsburg)..... | HB | (1) | 1932 |
| Pelifer, Dan (SE Missouri State)..... | C | (3) | 1975 |
| Percival, Mac (Texas Tech)..... | K | (7) | 1967 |
| Perez, Peter (Illinois)..... | G | (1) | 1945 |
| Perina, Bob* (Princeton)..... | HB | (2) | 1949 |
| Perini, Pete (Ohio State)..... | FB | (2) | 1954 |
| Perkins, Don (Plattsville)..... | FB | (2) | 1945 |
| Perrin, Lonnie (Illinois)..... | RB | (1) | 1979 |
| Perry, William (Clemson)..... | DT | (8) | 1985 |
| Petitbon, Richie (Tulane)..... | HB | (10) | 1959 |
| Petty, John* (Purdue)..... | FB | (1) | 1942 |
| Petty, Ross* (Illinois)..... | G | (1) | 1920 |
| Phillips, Loyd (Arkansas)..... | DE | (3) | 1967 |
| Phillips, Reggie (SMU)..... | CB | (3) | 1985 |
| Phipps, Mike (Purdue)..... | QB | (5) | 1977 |
| Piccolo, Brian* (Wake Forest)..... | RB | (4) | 1966 |
| Pickens, Bob (Nebraska)..... | T | (2) | 1967 |
| Pickering, Clay (Maine)..... | WR | (1) | 1986 |
| Pifferini, Bob (UCLA)..... | LB | (4) | 1972 |
| Pinder, Cyril (Illinois)..... | RB | (2) | 1971 |
| Plank, Doug (Ohio State)..... | S | (8) | 1975 |
| Plasman, Dick* (Vanderbilt)..... | E | (6) | 1937 |
| Podmajersky, Paul (Illinois)..... | G | (1) | 1944 |
| Polisky, John* (Notre Dame)..... | G | (1) | 1929 |

| | | | |
|---|----|-----|------|
| Pollock, Bill (Penn. Military Acdy.)..... | HB | (2) | 1935 |
| Pool, Hampton (Stanford)..... | E | (4) | 1940 |
| Potter, Kevin (Missouri)..... | S | (2) | 1983 |
| Preston, Pat (Wake Forest)..... | G | (4) | 1946 |
| Pride, Terry (Texas A & M)..... | DT | (1) | 1990 |
| Pride, Dan (Jackson State)..... | LB | (2) | 1968 |
| Proctor, Rex (Rice)..... | HB | (1) | 1953 |
| Pruitt, Mickey (Colorado)..... | LB | (3) | 1988 |
| Purnell, James (Wisconsin)..... | LB | (5) | 1964 |
| Pyle, Mike (Yale)..... | C | (9) | 1961 |

R R R

| | | | |
|---|-----------|------------|-------------|
| Rabold, Mike* (Indiana)..... | G | (3) | 1964 |
| Rains, Dan (Cincinnati)..... | LB | (4) | 1982 |
| Rakestraw, Larry (Georgia)..... | QB | (4) | 1964 |
| Ramsey, Frank (Oregon State)..... | G | (1) | 1945 |
| Rather, Bo (Michigan)..... | WR | (5) | 1974 |
| Reader, Russ (Michigan State)..... | HB | (1) | 1947 |
| Reese, Lloyd* (Tennessee)..... | FB | (1) | 1946 |
| Reilly, Mike (Iowa)..... | LB | (5) | 1964 |
| Rentle, Caesar (Oklahoma)..... | T | (1) | 1988 |
| Rentner, Ernest Pug* (N'western)..... | HB | (2) | 1936 |
| Reppond, Mike (Arkansas)..... | WR | (1) | 1973 |
| Reynolds, Tom (San Diego State)..... | WR | (1) | 1973 |
| Rice, Andy (Texas Southern)..... | DT | (2) | 1972 |
| Richards, Golden (Hawaii)..... | WR | (2) | 1978 |
| Richards, Ray (Nebraska)..... | T | (4) | 1933 |
| Richardson, Mike (Arizona State)..... | CB | (6) | 1983 |
| Richman, Harry* (Illinois)..... | G | (1) | 1929 |
| Rivera, Ron (California)..... | LB | (9) | 1984 |
| Rivera, Steve (California)..... | WR | (1) | 1977 |
| Rivers, Garland (Michigan)..... | DB | (1) | 1987 |
| Rives, Don (Texas Tech)..... | LB | (6) | 1973 |
| Roberts, Tom* (DePaul)..... | G | (2) | 1943 |
| Roberts, Willie (Houston)..... | CB | (1) | 1973 |
| Rodenhauer, Mark (Illinois State)..... | C | (2) | 1987 |
| Roder, Miro..... | K | (2) | 1973 |
| Roehlk, Jon (Iowa)..... | G | (1) | 1987 |
| Roehneit, William* (Bradley)..... | G | (2) | 1958 |
| Roger, Mel (Florida A&M)..... | LB | (1) | 1977 |
| Roggeman, Tom (Purdue)..... | G | (2) | 1956 |
| Romanik, Steve (Villanova)..... | QB | (4) | 1950 |
| Romney, Milton* (Chicago)..... | QB | (5) | 1925 |
| Ronzani, Gene* (Marquette)..... | QB | (8) | 1933 |
| Roper, John (Texas A&M)..... | LB | (4) | 1989 |
| Rosequist, Ted* (Ohio State)..... | T | (3) | 1934 |
| Rothschild, Doug (Wheaton)..... | LB | (1) | 1987 |
| Rouse, James (Arkansas)..... | RB | (2) | 1990 |
| Roveto, John (SW Louisiana)..... | K | (2) | 1981 |
| Rowden, Larry (Houston)..... | LB | (1) | 1971 |
| Rowell, Eugene (Dubuque)..... | DT | (1) | 1987 |
| Rowland, Brad (McMurry)..... | HB | (1) | 1951 |
| Rowland, Justin (TCU)..... | HB | (1) | 1960 |
| Rubens, Larry (Montana State)..... | C | (1) | 1986 |
| Rupp, Nelson* (Dennison)..... | QB | (1) | 1921 |
| Russell, Reginald (Northwestern)..... | E | (1) | 1928 |
| Ryan, John (Detroit)..... | T | (1) | 1929 |
| Ryan, Rocky (Illinois)..... | E | (1) | 1958 |
| Ryan, Tim (USC)..... | DT | (3) | 1990 |
| Rydalch, Ron (Utah)..... | DT | (6) | 1975 |
| Rydzewski, Frank* (Notre Dame)..... | C | (1) | 1923 |
| Rykovich, Julie* (Illinois)..... | HB | (3) | 1949 |

S S S

| | | | |
|---|-----------|------------|-------------|
| Sacrinity, Nick (Wake Forest)..... | QB | (1) | 1947 |
| Saldi, Jay (South Carolina)..... | TE | (2) | 1983 |
| Sanders, Glennell (Louisiana Tech)..... | LB | (1) | 1990 |
| Sanders, Thomas (Texas A&M)..... | RB | (5) | 1985 |
| Sanderson, Reggie (Stanford)..... | RB | (1) | 1973 |
| Savoldi, Joe* (Notre Dame)..... | FB | (1) | 1930 |
| Sayers, Gale (Kansas)..... | HB | (7) | 1965 |
| Schiechl, John* (Santa Clara)..... | C | (2) | 1945 |
| Schmidt, Terry (Ball State)..... | S | (9) | 1976 |
| Schreiber, Larry (Tenn. Tech)..... | RB | (1) | 1976 |
| Schroeder, Gene (Virginia)..... | E | (6) | 1951 |
| Schubert, Steve (U Mass)..... | WR | (5) | 1975 |
| Schuette, Paul* (Wisconsin)..... | G | (3) | 1930 |
| Schwartz, Jim (Purdue)..... | LB | (1) | 1992 |
| Schweda, Brian (Kansas)..... | DE | (1) | 1966 |
| Schweidler, Dick (St. Louis)..... | HB | (3) | 1938 |
| Scott, James (Henderson JC)..... | WR | (7) | 1976 |
| Scott, Ralph* (Wisconsin)..... | T | (5) | 1921 |
| Seals, George (Missouri)..... | G | (7) | 1965 |
| Seibering, Gerald (Drake)..... | FB | (1) | 1932 |
| Senn, Bill* (Knox)..... | HB | (6) | 1926 |
| Serini, Washington (Kentucky)..... | G | (4) | 1948 |
| Sevy, Jeff (California)..... | T-DE | (4) | 1975 |
| Seymour, Jim (Notre Dame)..... | WR | (3) | 1970 |
| Shank, JL..... | HB | (1) | 1920 |
| Shanklin, Ron (N. Texas State)..... | WR | (2) | 1975 |
| Shannon, John (Kentucky)..... | DT | (2) | 1988 |
| Shaw, Glenn (Kentucky)..... | HB | (1) | 1960 |
| Shearer, Brad (Texas)..... | DT | (3) | 1978 |
| Shellog, Alec* (Notre Dame)..... | T | (1) | 1939 |
| Sherman, Saul (Chicago)..... | QB | (2) | 1939 |
| Shipkey, Jerry (UCLA)..... | FB | (1) | 1953 |
| Shoemaker, Hub (Illinois)..... | G | (2) | 1920 |
| Shy, Don (San Diego State)..... | RB | (3) | 1970 |
| Siegal, John (Columbia)..... | E | (5) | 1939 |
| Sigillo, Dom* (Xavier)..... | T | (2) | 1943 |
| Sigmund, Arthur W..... | G | (1) | 1923 |
| Simmons, David (North Carolina)..... | LB | (1) | 1983 |
| Simmons, J. (Bethune-Cookman)..... | WR | (1) | 1969 |
| Singletary, Mike (Baylor)..... | LB | (12) | 1981 |
| Sisk, John* (Marquette)..... | HB | (5) | 1932 |
| Sisk, Jr., John (Miami)..... | B | (1) | 1964 |
| Skibinski, John (Purdue)..... | RB | (4) | 1978 |
| Smeja, Rudy (Michigan)..... | E | (2) | 1944 |
| Smith, Clarence (Georgia)..... | E | (1) | 1942 |
| Smith, Eugene (Georgia Tech)..... | G | (1) | 1930 |
| Smith, H. Allen* (Mississippi)..... | E | (2) | 1947 |
| Smith, JD (N Carolina A&T)..... | FB | (1) | 1956 |
| Smith, James (Compton JC)..... | HB | (1) | 1961 |
| Smith, Quintin (Kansas)..... | WR | (1) | 1990 |
| Smith, Ray Gene (Midwestern)..... | HB | (4) | 1954 |
| Smith, Ron (Wisconsin)..... | S | (4) | 1965 |
| Smith, Russell* (Illinois)..... | T | (3) | 1921 |
| Smith, Sean (Grambling)..... | DT | (2) | 1987 |
| Snyder, Bob (Ohio U.)..... | QB | (5) | 1939 |
| Sorey, Revie (Illinois)..... | G | (8) | 1975 |
| Spellman, Alonzo (Ohio State)..... | DL | (1) | 1992 |
| Spivey, Mike (Colorado)..... | CB | (3) | 1977 |
| Sprinkle, Ed (Hardin-Simmons)..... | E | (12) | 1944 |
| Stachowicz, Ray (Michigan State)..... | P | (1) | 1983 |
| Stahlman, Dick* (DePaul)..... | T | (1) | 1933 |

| | | | |
|--|-----------|------------|-------------|
| Staley, Bill (Utah State)..... | DT | (2) | 1970 |
| Standlee, Norm* (Stanford)..... | FB | (1) | 1941 |
| Stauberg, Gerald (Cincinnati)..... | G | (1) | 1951 |
| Steinbach, Larry* (St. Thomas)..... | G | (2) | 1930 |
| Steinkemper, Bill* (Notre Dame)..... | T | (2) | 1942 |
| Stenn, Paul (Villanova)..... | G | (4) | 1948 |
| Sternaman, Edward* (Illinois)..... | HB | (11) | 1920 |
| Sternaman, Joe (Illinois)..... | HB | (8) | 1922 |
| Steuber, Bob (Missouri)..... | HB | (2) | 1942 |
| Stickel, Walt* (Penn)..... | T | (4) | 1946 |
| Stillwell, Roger (Stanford)..... | DE-DT | (3) | 1975 |
| Stinchcomb, Pete* (Ohio State)..... | QB | (2) | 1921 |
| Stinson, Lemuel (Texas Tech)..... | CB | (5) | 1988 |
| Stoepel, Terry (Tulsa)..... | G | (1) | 1967 |
| Stolfa, Anton* (Luther)..... | HB | (1) | 1939 |
| Stone, Billy (Bradley)..... | HB | (4) | 1951 |
| Stonebreaker, Michael (Notre Dame)..... | LB | (1) | 1991 |
| Stoops, Mike (Iowa)..... | DS | (1) | 1987 |
| Streeter, George (Notre Dame)..... | DB | (1) | 1989 |
| Strickland, Larry* (North Texas)..... | C | (6) | 1954 |
| Sturtridge, Dick (DePaul)..... | HB | (2) | 1928 |
| Stydahar, Joe* (West Virginia)..... | T | (9) | 1936 |
| Suhey, Matt (Penn State)..... | RB | (10) | 1980 |
| Sullivan, Frank* (Loyola, NO)..... | C | (5) | 1935 |
| Sumner, Charles (Wm & Mary)..... | HB | (4) | 1955 |
| Sweeney, Jake (Cincinnati)..... | T | (1) | 1944 |
| Swisher, Bob* (Northwestern)..... | HB | (5) | 1938 |
| Szymanski, Frank (Notre Dame)..... | C | (1) | 1949 |

T T T

| | | | |
|-----------------------------------|----|-----|------|
| Tabor, Paul (Oklahoma)..... | C | (1) | 1980 |
| Tackwell, CO* (Kansas State)..... | E | (3) | 1931 |
| Taft, Merrill* (Wisconsin)..... | FB | (1) | 1924 |
| Tate, David (Colorado)..... | S | (5) | 1988 |
| Tate, Lars (Georgia)..... | RB | (1) | 1990 |
| Taylor, Brian (Oregon State)..... | RB | (1) | 1989 |

| | | | |
|---|----------|------------|-------------|
| Taylor, Clifton (Memphis State)..... | RB | (1) | 1974 |
| Taylor, Joe (N. Carolina A&T)..... | DB | (8) | 1967 |
| Taylor, JR "Tarz" (Ohio State)..... | G | (2) | 1921 |
| Taylor, Ken (Oregon St.)..... | CB | (1) | 1985 |
| Taylor, Lionel (NM Highland Univ.)..... | E | (1) | 1959 |
| Taylor, Roosevelt (Grambling)..... | DB | (8) | 1961 |
| Thayer, Tom (Notre Dame)..... | G | (8) | 1985 |
| Thomas, Bob (Notre Dame)..... | K | (10) | 1975 |
| Thomas, Calvin (Illinois)..... | FB | (6) | 1982 |
| Thomas, Earl (Houston)..... | WR | (3) | 1971 |
| Thomas, Stan (Texas)..... | T | (2) | 1991 |
| Thompson, Russ (Nebraska)..... | T | (4) | 1936 |
| Thornton, James (Cal St.-F'ton)..... | TE | (5) | 1988 |
| Thrift, Cliff (E Central Oklahoma)..... | LB | (1) | 1985 |
| Thrower, Willie (Michigan State)..... | QB | (1) | 1953 |
| Tom, Mel (San Jose State)..... | DE | (3) | 1973 |
| Tomczak, Mike (Ohio State)..... | QB | (6) | 1985 |
| Torrance, Jack* (LSU)..... | T | (2) | 1939 |
| Trafton, George* (Notre Dame)..... | C | (13) | 1920 |
| Trimble, Steve (Maryland)..... | DB | (1) | 1987 |
| Trost, Milt (Marquette)..... | T | (5) | 1935 |
| Tucker, Bill (Tennessee State)..... | RB | (1) | 1971 |
| Turner, Cecil (California Poly)..... | FL | (6) | 1968 |
| Turner, Clyde (Hardin-Simmons)..... | C | (13) | 1940 |

U U U

| | | | |
|-----------------------------|----|-----|------|
| Ulmer, Mike (Doane)..... | CB | (1) | 1980 |
| Usher, Lou* (Syracuse)..... | T | (1) | 1920 |

V V V

| | | | |
|------------------------------------|----------|-------------|-------------|
| Vactor, Ted (Nebraska)..... | CB | (1) | 1975 |
| Vallez, Emilio (New Mexico)..... | TE | (2) | 1988 |
| Van Horne, Keith (USC)..... | T | (12) | 1981 |
| Van Valkenburg, Pete (BYU)..... | RB | (1) | 1974 |

COME-FROM-BEHIND WINS

| | Wins | Never trailed | Largest Deficit: | | | 11+ |
|------|------|---------------|------------------|-----|------|-------------------------------|
| | | | 1-3 | 4-7 | 8-10 | |
| 1980 | 7 | 5 | | | 1 | 14 at Det |
| 1981 | 6 | 3 | 1 | 2 | | |
| 1982 | 3 | 2 | | | | 11 pts. vs. Det |
| 1983 | 8 | 4 | 1 | 3 | | |
| 1984 | 10 | 4 | 4 | 2 | | |
| 1985 | 15 | 9 | 1 | 1 | 2 | 12 pts. vs. TB; 14 pts. at TB |
| 1986 | 14 | 7 | 3 | 2 | 2 | |
| 1987 | 11 | 5 | 1 | 3 | | 14 pts vs. KC; 20 pts. at TB |
| 1988 | 12 | 7 | 3 | 2 | | |
| 1989 | 6 | 4 | 1 | 1 | | |
| 1990 | 11 | 5 | 3 | 3 | | |
| 1991 | 11 | 2 | 3 | 5 | 1 | |
| 1992 | 5 | 4 | | 1 | | |

Regular season only.

| | | | |
|---------------------------------|---------|-----|------|
| Veach, Walter* |HB | (1) | 1920 |
| Venturelli, Fred* |T | (1) | 1948 |
| Vick, Ernie* (Michigan) |C | (3) | 1925 |
| Vick, Richard (Wash. & Jeff.) |QB | (1) | 1925 |
| Vodicka, Joe (Lewis Institute) |HB | (3) | 1943 |
| Voss, Walter "Tillie" (Detroit) |E | (2) | 1927 |
| Vucinich, Milt (Stanford) |G | (1) | 1945 |

| | | | |
|---|-----------------|------------|-------------|
| Williams, Dave (Colorado) |RB | (3) | 1979 |
| Williams, Fred (Arkansas) |T | (12) | 1952 |
| Williams, James (Cheyney St.) | DT | (2) | 1991 |
| Williams, Jeff (Rhode Island) |G | (1) | 1982 |
| Williams, Oliver (Illinois) |WR | (1) | 1983 |
| Williams, Perry (Purdue) |RB | (1) | 1974 |
| Williams, Walt (New Mexico St.) |CB | (2) | 1982 |
| Willis, Peter Tom (Florida St.) | QB | (3) | 1990 |
| Wilson, George* (Northwestern) |E | (11) | 1937 |
| Wilson, Nemiah (Grambling) |CB | (1) | 1975 |
| Wilson, Otis (Louisville) |LB | (8) | 1980 |
| Wojciechowski, John (Mich. St.) | T | (6) | 1987 |
| Wolden, Allan (Bemidji State) |RB | (1) | 1987 |
| Woods, Tony (Oklahoma) |DT | (1) | 1989 |
| Woodford, Donnell (Clemson) | CB | (4) | 1989 |
| Wright, Eric (Stephen F. Austin) | WR | (2) | 1991 |
| Wright, Steve (Alabama) |T | (1) | 1971 |
| Wrightman, Tim (UCLA) |TE | (2) | 1985 |
| Wynne, Elmer* (Notre Dame) |FB | (1) | 1928 |

W W W

| | | | |
|-------------------------------------|-----------------|------------|-------------|
| Waddle, Tom (Boston College) | WR | (4) | 1989 |
| Wade, Charles (Tennessee St.) |WR | (1) | 1974 |
| Wade, William (Vanderbilt) |QB | (6) | 1961 |
| Waechter, Henry (Nebraska) |DE | (4) | 1982 |
| Wager, Clinton (St. Mary's) |E | (2) | 1942 |
| Wagner, Barry (Alabama A & M) |WR | (1) | 1992 |
| Wagner, Bryan (Cal St.-Northridge) |P | (2) | 1987 |
| Wallace, Bob (UTEP) |E | (5) | 1968 |
| Wallace, John (Notre Dame) |E | (1) | 1928 |
| Wallace, Stan (Illinois) |HB | (4) | 1954 |
| Walquist, Laurie* (Illinois) |QB | (10) | 1922 |
| Walterscheid, Len (S Utah) |S | (6) | 1977 |
| Ward, John (Oklahoma State) |C-G | (1) | 1976 |
| Washington, Fred* (TCU) |DT | (1) | 1990 |
| Washington, Harry (Colorado St.) |WR | (1) | 1979 |
| Watkins, Bobby (Ohio State) |HB | (3) | 1955 |
| Watts, Rickey (Tulsa) |WR | (5) | 1979 |
| Weatherly, Gerald (Rice) |C | (3) | 1950 |
| Wetoska, Bob (Notre Dame) |T | (10) | 1960 |
| Wetzel, Damon (Ohio State) |HB | (1) | 1935 |
| Wheeler, Ted (W Texas State) |G | (1) | 1970 |
| Wheeler, Wayne (Alabama) |WR | (1) | 1974 |
| White, Lawrence (Dana) |WR | (1) | 1987 |
| White, Roy* (Valparaiso) |FB | (5) | 1923 |
| White, Wilford (Arizona State) |HB | (2) | 1951 |
| Whitman, SJ (Tulsa) |HB | (2) | 1953 |
| Whitsell, Dave (Indiana) |DB | (6) | 1961 |
| Whittenton, Jesse (West Texas) |HB | (1) | 1958 |
| Wightkin, Bill (Notre Dame) |DE | (8) | 1950 |
| Williams, Bob (Notre Dame) |QB | (3) | 1951 |
| Williams, Brooks (N Carolina) |TE | (2) | 1981 |
| Williams, Broughton (Florida) |T | (1) | 1947 |

Y Y Y

| | | | |
|-----------------------------|---------|-----|------|
| Youmans, Maury (Syracuse) |T | (4) | 1960 |
| Young, Adrian (USC) |LB | (1) | 1973 |
| Young, Randolph* (Milliken) |T | (1) | 1920 |
| Youngblood, George (LSU) |S | (1) | 1969 |
| Younist, Abe |E | (1) | 1923 |

Z Z Z

| | | | |
|-----------------------------------|-----------------|------------|-------------|
| Zanders, Emanuel (Jackson State) |G | (1) | 1981 |
| Zarnas, Gust (Ohio State) |G | (1) | 1938 |
| Zawatson, Dave (California) |T | (1) | 1989 |
| Zeller, Joe (Indiana) |G | (1) | 1938 |
| Zizak, Vince* (Villanova) |G | (1) | 1934 |
| Zorich, Chris (Notre Dame) | DT | (2) | 1991 |
| Zorich, George* (Northwestern) |G | (3) | 1944 |
| Zucco, Vic (Michigan State) |HB | (3) | 1957 |

BLOWN LEADS

| | Never | | Largest Lead: | | | |
|------|--------|-----|---------------|-----|------|-----------------------|
| | Losses | Led | 1-3 | 4-7 | 8-10 | 11+ |
| 1980 | 9 | 4 | 3 | 1 | 1 | |
| 1981 | 10 | 6 | 3 | 1 | | |
| 1982 | 6 | 4 | | 1 | | 17 at TB |
| 1983 | 8 | 6 | | 2 | | |
| 1984 | 6 | | 2 | 3 | 1 | |
| 1985 | 1 | 1 | | | | |
| 1986 | 2 | 1 | | 1 | | |
| 1987 | 4 | 2 | | | | 14 vs. NO; 14 at Den |
| 1988 | 4 | 3 | 1 | | | |
| 1989 | 10 | 5 | 3 | 1 | 1 | |
| 1990 | 5 | 2 | 1 | 1 | 1 | |
| 1991 | 5 | 3 | | 1 | 1 | |
| 1992 | 11 | 6 | 1 | 2 | | 14 vs. Cin; 20 at Min |

Regular season only.

RECENT PRE-SEASON RESULTS

| 1975 — 2-4 | | Stadium* | Chi | Opp |
|------------|---------------------|----------|------|-----|
| A 9 | San Diego Chargers | (SD) | W 22 | 0 |
| A 16 | Green Bay Packers | (ML) | L 9 | 13 |
| A 23 | St. Louis Cardinals | (IL) | W 14 | 13 |
| A 30 | Denver Broncos | (S) | L 0 | 13 |
| S 6 | Miami Dolphins | (MI) | L 10 | 21 |
| S 13 | Houston Oilers | (S) | L 13 | 24 |

| 1976 — 5-1 | | | Chi | Opp |
|------------|---------------------|------|------|-----|
| J 31 | Denver Broncos | (DN) | W 15 | 14 |
| A 7 | Seattle Seahawks | (SP) | W 27 | 16 |
| A 14 | Baltimore Colts | (S) | W 25 | 14 |
| A 21 | St. Louis Cardinals | (S) | L 14 | 20 |
| A 28 | Tampa Bay Bucs | (TB) | W 10 | 7 |
| S 3 | Washington Redskins | (WA) | W 9 | 7 |

| 1977 — 3-4 | | | Chi | Opp |
|------------|---------------------|------|------|-----|
| J 30 | New York Jets | (CN) | W 20 | 6 |
| A 6 | New Orleans Saints | (S) | L 14 | 20 |
| A 13 | Oakland Raiders | (O) | W 20 | 13 |
| A 20 | Houston Oilers | (H) | W 14 | 10 |
| A 25 | Cleveland Browns | (CL) | L 7 | 14 |
| S 2 | St. Louis Cardinals | (SL) | L 14 | 23 |
| S 10 | Cincinnati Bengals | (S) | L 6 | 24 |

| 1978 — 0-4 | | | Chi | Opp |
|------------|---------------------|------|------|-----|
| A 5 | Oakland Raiders | (S) | L 13 | 14 |
| A 12 | St. Louis Cardinals | (S) | L 14 | 26 |
| A 19 | Cincinnati Bengals | (CI) | L 3 | 27 |
| A 24 | Seattle Seahawks | (SE) | L 7 | 16 |

| 1979 — 3-1 | | | Chi | Opp |
|------------|---------------------|------|------|-----|
| A 4 | New York Jets | (S) | W 27 | 14 |
| A 11 | New Orleans Saints | (NO) | W 13 | 6 |
| A 18 | Cincinnati Bengals | (S) | W 17 | 13 |
| A 25 | St. Louis Cardinals | (SL) | L 7 | 10 |

| 1980 — 1-3 | | | Chi | Opp |
|------------|---------------------|------|------|-----|
| A 10 | New York Jets | (NJ) | W 21 | 9 |
| A 16 | Cincinnati Bengals | (CI) | L 3 | 21 |
| A 23 | Cleveland Browns | (S) | L 31 | 33 |
| A 30 | St. Louis Cardinals | (S) | L 13 | 21 |

| 1981 — 2-2 | | | Chi | Opp |
|------------|---------------------|------|------|-----|
| A 8 | New York Giants | (S) | L 7 | 23 |
| A 15 | Kansas City Chiefs | (KC) | L 0 | 13 |
| A 22 | Cincinnati Bengals | (S) | W 24 | 21 |
| A 29 | St. Louis Cardinals | (SL) | W 31 | 27 |

| 1982 — 1-3 | | | Chi | Opp |
|------------|---------------------|------|------|-----|
| A 16 | San Diego Chargers | (SD) | L 27 | 28 |
| A 21 | Buffalo Bills | (BF) | W 21 | 14 |
| A 28 | St. Louis Cardinals | (S) | L 3 | 10 |
| S 4 | Baltimore Colts | (S) | L 17 | 26 |

| 1983 — 3-1 | | | Chi | Opp |
|------------|---------------------|------|------|-----|
| A 6 | Buffalo Bills | (S) | W 27 | 17 |
| A 13 | St. Louis Cardinals | (SL) | L 24 | 27 |
| A 20 | Los Angeles Raiders | (LA) | W 27 | 21 |
| A 27 | Kansas City Chiefs | (S) | W 20 | 17 |

| 1984 — 1-3 | | Stadium* | Chi | Opp |
|------------|---------------------|----------|------|-----|
| A 4 | St. Louis Cardinals | (S) | L 10 | 19 |
| A 11 | Green Bay Packers | (ML) | L 10 | 17 |
| A 18 | Cincinnati Bengals | (S) | L 17 | 25 |
| A 26 | Buffalo Bills | (I) | W 38 | 7 |

| 1985 — 1-3 | | | Chi | Opp |
|------------|---------------------|------|------|-----|
| A 9 | St. Louis Cardinals | (SL) | L 3 | 10 |
| A 17 | Indianapolis Colts | (S) | L 13 | 24 |
| A 26 | Dallas Cowboys | (DA) | L 13 | 15 |
| A 31 | Buffalo Bills | (S) | W 45 | 14 |

| 1986 — 4-1 | | | Chi | Opp |
|------------|---------------------|------|------|-----|
| A 3 | Dallas Cowboys | (LN) | W 17 | 6 |
| A 9 | Pittsburgh Steelers | (TR) | W 33 | 13 |
| A 16 | Indianapolis Colts | (S) | W 38 | 21 |
| A 23 | St. Louis Cardinals | (S) | L 7 | 14 |
| A 30 | Buffalo Bills | (ND) | W 31 | 17 |

| 1987 — 3-1 | | | Chi | Opp |
|------------|---------------------|------|------|-----|
| A 16 | Miami Dolphins | (JR) | W 10 | 3 |
| A 22 | Pittsburgh Steelers | (S) | W 50 | 14 |
| A 31 | St. Louis Cardinals | (S) | L 16 | 20 |
| S 5 | Los Angeles Raiders | (LA) | W 20 | 17 |

| 1988 — 1-3 | | | Chi | Opp |
|------------|---------------------|------|------|-----|
| A 6 | Miami Dolphins | (S) | W 20 | 17 |
| A 14 | Minnesota Vikings | (SW) | L 21 | 28 |
| A 22 | Dallas Cowboys | (DA) | L 9 | 17 |
| A 26 | Los Angeles Raiders | (S) | L 22 | 37 |

| 1989 — 2-2 | | | Chi | Opp |
|------------|---------------------|------|------|-----|
| A 14 | Miami Dolphins | (JR) | W 28 | 20 |
| A 19 | San Diego Chargers | (S) | L 7 | 24 |
| A 27 | Kansas City Chiefs | (S) | L 17 | 22 |
| S 2 | Los Angeles Raiders | (LA) | W 41 | 38 |

| 1990 — 4-1 | | | Chi | Opp |
|------------|---------------------|------|------|-----|
| A 4 | Cleveland Browns | (CN) | W 13 | 0 |
| A 11 | Miami Dolphins | (S) | W 10 | 6 |
| A 18 | Phoenix Cardinals | (TM) | W 17 | 9 |
| A 24 | Los Angeles Raiders | (S) | L 3 | 20 |
| A 30 | Buffalo Bills | (SC) | W 35 | 7 |

| 1991 — 2-3 | | | Chi | Opp |
|------------|---------------------|------|------|-----|
| J 26 | Miami Dolphins | (JR) | W 6 | 0 |
| A 3 | San Francisco 49ers | (G) | L 7 | 21 |
| A 11 | Phoenix Cardinals | (S) | L 10 | 12 |
| A 17 | Los Angeles Raiders | (LA) | L 10 | 13 |
| A 24 | Buffalo Bills | (S) | W 30 | 13 |

| 1992 — 1-3 | | | Chi | Opp |
|------------|---------------------|------|------|-----|
| A 10 | New Orleans | (S) | L 31 | 34 |
| A 15 | Phoenix Cardinals | (TM) | L 17 | 20 |
| A 23 | Pittsburgh Steelers | (S) | L 17 | 28 |
| A 28 | Dallas Cowboys | (TX) | W 20 | 13 |

| 1993 | | | Chi | Opp |
|------|---------------------|------|-----|-----|
| A 8 | Philadelphia Eagles | (V) | | |
| A 14 | Phoenix Cardinals | (S) | | |
| A 23 | New Orleans | (NO) | | |
| A 27 | Dallas Cowboys | (S) | | |

*See page 210 for stadium codes.

BEARS ALL-TIME RESULTS

1920 (10-1-2, .909)

| George S. Halas, Ed Sternaman — Coaches | Decatur Staleys | Opp |
|--|--------------------|-----|
| O 3 @ Moline Indians | W 20 | 0 |
| O 10 Kewanee | W 25 | 7 |
| O 17 @ Rock Island Indep. | W 7 | 0 |
| O 24 @ Chicago Tigers | W 10 | 0 |
| O 31 @ Rockford | W 29 | 0 |
| N 7 @ Rock Island Indep. | T 0 | 0 |
| N 11 @ Champaign | W 20 | 0 |
| N 14 @ Minneapolis Marines | W 3 | 0 |
| N 21 Hammond Pros | W 28 | 7 |
| N 25 @ Chicago Tigers | W 6 | 0 |
| N 28 @ Chicago Cardinals | L 6 | 7 |
| D 5 @ Chicago Cardinals | W 10 | 0 |
| D 12 Akron Indians | T 0 | 0 |
| | 164 | 21 |

1924 (6-1-4, .857)

| George S. Halas, Ed Sternaman — Coaches | Bears | Opp |
|--|-------|-----|
| S 28 @ Rock Island Indep. | T 0 | 0 |
| O 5 @ Cleveland Bulldogs | L 14 | 16 |
| O 12 Racine Legion | T 10 | 10 |
| O 19 Chicago Cardinals | W 6 | 0 |
| O 26 Frankford Yel'jackets | W 33 | 3 |
| N 2 Rock Island Indep. | T 3 | 3 |
| N 9 Columbus Tigers | W 12 | 6 |
| N 16 Racine Legion | T 3 | 3 |
| N 23 Green Bay Packers | W 3 | 0 |
| N 27 @ Chicago Cardinals | W 21 | 0 |
| N 30 Milwaukee Badgers | W 31 | 14 |
| | 136 | 55 |

1927 (9-3-2, .750)

| George S. Halas, Ed Sternaman — Coaches | Bears | Opp |
|--|-------|-----|
| S 25 @ Chicago Cardinals | W 9 | 0 |
| O 2 @ Green Bay Packers | W 7 | 6 |
| O 16 New York Yankees | W 12 | 0 |
| O 23 Cleveland Bulldogs | W 14 | 12 |
| O 30 Dayton Triangles | W 14 | 6 |
| N 6 Providence Ste. Rol. | T 0 | 0 |
| N 8 @ New York Yankees | L 6 | 26 |
| N 13 Pottsville Maroons | W 30 | 12 |
| N 20 Green Bay Packers | W 14 | 6 |
| N 24 Chicago Cardinals | L 0 | 3 |
| N 27 @ New York Giants | L 7 | 13 |
| D 3 @ Frankford Yel'jackets | T 0 | 0 |
| D 4 Frankford Yel'jackets | W 9 | 0 |
| D 11 Duluth Eskimos | W 27 | 0 |
| | 149 | 84 |

1921 (9-1-1, .900)

| George S. Halas, Ed Sternaman — Coaches | Chicago Staleys | Opp |
|--|--------------------|-----|
| O 10 Rock Island Indep. | W 14 | 10 |
| O 16 Rochester Jeffersons | W 16 | 13 |
| O 23 Dayton Triangles | W 7 | 0 |
| N 6 Detroit Tigers | W 20 | 9 |
| N 13 Rock Island Indep. | W 3 | 0 |
| N 20 Cleveland Indians | W 22 | 7 |
| N 24 Buffalo All-Americans | L 6 | 7 |
| N 27 Green Bay Packers | W 20 | 0 |
| D 4 Buffalo All-Americans | W 10 | 7 |
| D 11 Canton Bulldogs | W 10 | 0 |
| D 18 Chicago Cardinals | T 0 | 0 |
| | 128 | 53 |

1925 (9-5-3, .643)

| George S. Halas, Ed Sternaman — Coaches | Bears | Opp |
|--|-------|-----|
| S 20 @ Rock Island Indep. | T 0 | 0 |
| S 27 @ Green Bay Packers | L 10 | 14 |
| O 4 Detroit Panthers | T 0 | 0 |
| O 11 Hammond Pros | W 28 | 7 |
| O 18 Cleveland Bulldogs | W 7 | 0 |
| O 25 @ Chicago Cardinals | L 0 | 9 |
| N 1 Rock Island Indep. | W 6 | 0 |
| N 8 Frankford Yel'jackets | W 19 | 0 |
| N 15 Detroit Panthers | W 14 | 0 |
| N 22 Green Bay Packers | W 21 | 0 |
| N 26 Chicago Cardinals | T 0 | 0 |
| N 29 Columbus Tigers | W 14 | 13 |
| D 5 @ Frankford Yel'jackets | W 14 | 7 |
| D 6 @ New York Giants | W 19 | 7 |
| D 9 @ Providence Ste. Rol. | L 6 | 9 |
| D 12 @ Detroit Panthers | L 0 | 21 |
| D 13 New York Giants | L 0 | 9 |
| | 158 | 96 |

1928 (7-5-1, .636)

| George S. Halas, Ed Sternaman — Coaches | Bears | Opp |
|--|-------|-----|
| S 23 @ Chicago Cardinals | W 15 | 0 |
| S 30 @ Green Bay Packers | T 12 | 12 |
| O 14 New York Giants | W 13 | 0 |
| O 21 Green Bay Packers | L 6 | 16 |
| O 28 Detroit Wolverines | L 0 | 6 |
| N 4 New York Yankees | W 27 | 0 |
| N 11 Dayton Triangles | W 27 | 0 |
| N 18 Pottsville Maroons | W 13 | 6 |
| N 25 Detroit Wolverines | L 7 | 14 |
| N 29 Chicago Cardinals | W 34 | 0 |
| D 2 Frankford Yel'jackets | W 28 | 6 |
| D 9 Green Bay Packers | L 0 | 6 |
| D 15 @ Frankford Yel'jackets | L 0 | 19 |
| | 182 | 65 |

1922 (9-3, .750)

| George S. Halas, Ed Sternaman — Coaches | Chicago Bears | Opp |
|--|------------------|-----|
| O 1 Racine Legion | W 6 | 0 |
| O 8 @ Rock Island Indep. | W 10 | 6 |
| O 15 Rochester Jeffersons | W 7 | 0 |
| O 22 Buffalo All-Americans | W 7 | 0 |
| O 29 Canton Bulldogs | L 6 | 7 |
| N 5 Dayton Triangles | W 9 | 0 |
| N 12 Oorang Indians | W 33 | 6 |
| N 19 Rock Island Indep. | W 3 | 0 |
| N 26 Akron Pros | W 20 | 10 |
| N 30 @ Chicago Cardinals | L 0 | 6 |
| D 3 Toledo Maroons | W 22 | 0 |
| D 10 @ Chicago Cardinals | L 0 | 9 |
| | 123 | 44 |

1926 (12-1-3, .923)

| George S. Halas, Ed Sternaman — Coaches | Bears | Opp |
|--|-------|-----|
| S 19 @ Milwaukee Badgers | W 10 | 7 |
| S 26 @ Green Bay Packers | T 6 | 6 |
| O 3 @ Detroit Panthers | W 10 | 7 |
| O 10 New York Giants | W 7 | 0 |
| O 17 Chicago Cardinals | W 16 | 0 |
| O 24 Duluth Eskimos | W 24 | 6 |
| O 31 Akron Indians | W 17 | 0 |
| N 7 Louisville Colonels | W 34 | 0 |
| N 11 @ Chicago Cardinals | W 10 | 0 |
| N 13 Milwaukee Badgers | W 10 | 7 |
| N 21 Green Bay Packers | W 19 | 13 |
| N 25 Chicago Cardinals | T 0 | 0 |
| N 28 Canton Bulldogs | W 35 | 0 |
| D 3 @ Frankford Yel'jackets | L 6 | 7 |
| D 12 Pottsville Maroons | W 9 | 7 |
| D 19 Green Bay Packers | T 3 | 3 |
| | 216 | 63 |

1929 (4-9-2, .308)

| George S. Halas, Ed Sternaman — Coaches | Bears | Opp |
|--|-------|-----|
| S 22 @ Minneapolis Marines | W 19 | 6 |
| S 29 @ Green Bay Packers | L 0 | 23 |
| O 6 @ Minneapolis Marines | W 7 | 6 |
| O 13 @ Buffalo Bisons | W 16 | 0 |
| O 20 Chicago Cardinals | T 0 | 0 |
| O 27 Minneapolis R'jackets | W 27 | 0 |
| N 3 New York Giants | L 14 | 26 |
| N 10 Green Bay Packers | L 0 | 14 |
| N 16 @ Frankford Yel'jackets | L 14 | 20 |
| N 17 @ New York Giants | L 0 | 34 |
| N 24 Buffalo Bisons | L 7 | 19 |
| N 28 @ Chicago Cardinals | L 6 | 40 |
| D 1 Frankford Yel'jackets | T 0 | 0 |
| D 8 Green Bay Packers | L 0 | 25 |
| D 15 New York Giants | L 9 | 14 |
| | 119 | 227 |

1923 (9-2-1, .818)

| George S. Halas, Ed Sternaman — Coaches | Bears | Opp |
|--|-------|-----|
| S 30 @ Rock Island Indep. | L 0 | 3 |
| O 7 @ Racine Legion | W 3 | 0 |
| O 14 @ Green Bay Packers | W 3 | 0 |
| O 21 Canton Bulldogs | L 0 | 6 |
| O 28 Buffalo All-Americans | W 18 | 3 |
| N 4 Oorang Indians | W 26 | 0 |
| N 11 Akron Pros | W 20 | 6 |
| N 18 Rock Island Indep. | W 7 | 3 |
| N 25 Hammond Pros | W 14 | 7 |
| N 29 Chicago Cardinals | W 3 | 0 |
| D 2 Milwaukee Badgers | T 0 | 0 |
| D 9 Rock Island Indep. | W 29 | 7 |
| | 123 | 35 |

The Bears, Hall of Fame, Elias, and NFL have finally all come to agree on George Halas' victory total as 324-151-31. Changes to this year's media guide are as follows:

- The 10/21 game, a 35-0 win over Waukegan, was pre-season and does not count to his record.
- The 12/16/23 game, a 7-7 tie with Milwaukee was not an official game. It does not count to his record.
- In 1942, Halas coached the first five games before leaving for duty in WWII.

1930 (9-4-1, .692)

| Ralph Jones — Coach | Bears | Opp |
|-----------------------------|-------|--------|
| S 21 Brooklyn Dodgers | T | 0 0 |
| S 28 @ Green Bay Packers | L | 0 7 |
| O 5 @ Minneapolis Rjackets | W | 20 0 |
| O 12 New York Giants | L | 0 12 |
| O 19 @ Chicago Cardinals | W | 32 6 |
| O 22 @ Portsmouth Spartans | L | 6 7 |
| O 26 Frankford Yeljackets | W | 13 7 |
| N 2 Minneapolis Rjackets | W | 20 7 |
| N 9 Green Bay Packers | L | 12 13 |
| N 16 @ New York Giants | W | 12 0 |
| N 22 @ Frankford Yeljackets | W | 13 6 |
| N 27 Chicago Cardinals | W | 6 0 |
| N 30 Portsmouth Spartans | W | 14 6 |
| D 7 Green Bay Packers | W | 21 0 |
| | | 169 71 |

1931 (8-5, .615)

| Ralph Jones — Coach | Bears | Opp |
|----------------------------|-------|--------|
| S 18 Cleveland Indians | W | 21 0 |
| S 27 @ Green Bay Packers | L | 0 7 |
| O 11 New York Giants | W | 6 0 |
| O 18 Chicago Cardinals | W | 26 13 |
| O 25 Frankford Yeljackets | L | 12 13 |
| N 1 Green Bay Packers | L | 2 6 |
| N 8 Portsmouth Spartans | W | 9 6 |
| N 15 New York Giants | W | 12 6 |
| N 22 @ Brooklyn Dodgers | W | 26 0 |
| N 26 Chicago Cardinals | W | 18 7 |
| N 29 @ Portsmouth Spartans | L | 0 3 |
| D 6 Green Bay Packers | W | 7 6 |
| D 13 New York Giants | L | 6 25 |
| | | 145 92 |

1932 (6-1-6, .857)

| Ralph Jones — Coach | Bears | Opp |
|-------------------------------|-------|--------|
| S 25 @ Green Bay Packers | T | 0 0 |
| O 2 @ Staten Isl. Stapletons | T | 0 0 |
| O 9 @ Chicago Cardinals | T | 0 0 |
| O 16 Green Bay Packers | L | 0 2 |
| O 28 @ Staten Isl. Stapletons | W | 27 7 |
| O 30 @ Boston Redskins | T | 7 7 |
| N 6 @ New York Giants | W | 28 8 |
| N 13 Portsmouth Spartans | T | 13 13 |
| N 20 Brooklyn Dodgers | W | 20 0 |
| N 24 Chicago Cardinals | W | 34 0 |
| N 29 @ Portsmouth Spartans | T | 7 7 |
| D 4 New York Giants | W | 6 0 |
| D 11 Green Bay Packers | W | 9 0 |
| | | 151 44 |
| PLAYOFFS | | |
| D 18 Portsmouth Spartans | W | 9 0 |

1933 (10-2-1, .833)

| George S. Halas — Coach | Bears | Opp |
|----------------------------|-------|--------|
| S 24 @ Green Bay Packers | W | 14 7 |
| O 1 Boston Redskins | W | 7 0 |
| O 8 @ Brooklyn Dodgers | W | 10 0 |
| O 15 Chicago Cardinals | W | 12 9 |
| O 22 Green Bay Packers | W | 10 7 |
| O 29 New York Giants | W | 14 10 |
| N 5 @ Boston Redskins | L | 0 10 |
| N 12 @ Philadelphia Eagles | T | 3 3 |
| N 19 @ New York Giants | L | 0 3 |
| N 26 Portsmouth Spartans | W | 17 14 |
| N 30 Chicago Cardinals | W | 22 6 |
| D 3 @ Portsmouth Spartans | W | 17 7 |
| D 10 Green Bay Packers | W | 7 6 |
| | | 133 82 |
| PLAYOFFS | | |
| D 17 New York Giants | W | 23 21 |

1934 (13-0, 1.000)

| George S. Halas — Coach | Bears | Opp |
|---------------------------|-------|--------|
| S 23 @ Green Bay Packers | W | 24 10 |
| S 30 @ Cincinnati Reds | W | 21 3 |
| O 7 @ Brooklyn Dodgers | W | 21 7 |
| O 10 @ Pittsburgh Pirates | W | 28 0 |
| O 14 Chicago Cardinals | W | 20 0 |
| O 21 Cincinnati Reds | W | 41 7 |
| O 28 Green Bay Packers | W | 27 14 |
| N 4 New York Giants | W | 27 7 |
| N 11 @ Boston Redskins | W | 21 0 |
| N 18 @ New York Giants | W | 10 9 |
| N 25 Chicago Cardinals | W | 17 6 |
| N 29 @ Detroit Lions | W | 19 16 |
| D 2 Detroit Lions | W | 10 7 |
| | | 286 86 |
| PLAYOFFS | | |
| D 9 @ New York Giants | L | 13 30 |

1935 (6-4-2, .600)

| George S. Halas — Coach | Bears | Opp |
|----------------------------|-------|---------|
| S 22 @ Green Bay Packers | L | 0 7 |
| S 29 @ Pittsburgh Pirates | W | 23 7 |
| O 13 @ Philadelphia Eagles | W | 39 0 |
| O 20 Brooklyn Dodgers | W | 24 14 |
| O 27 Green Bay Packers | L | 14 17 |
| N 3 @ New York Giants | W | 20 3 |
| N 10 @ Boston Redskins | W | 30 14 |
| N 17 New York Giants | L | 0 3 |
| N 24 Detroit Lions | T | 20 20 |
| N 28 @ Detroit Lions | L | 2 14 |
| D 1 Chicago Cardinals | T | 7 7 |
| D 8 Chicago Cardinals | W | 13 0 |
| | | 192 106 |

1936 (9-3, .750)

| George S. Halas — Coach | Bears | Opp |
|----------------------------|-------|--------|
| S 20 @ Green Bay Packers | W | 30 3 |
| S 27 @ Philadelphia Eagles | W | 17 0 |
| O 4 @ Pittsburgh Pirates | W | 27 9 |
| O 11 Chicago Cardinals | W | 7 3 |
| O 18 Pittsburgh Pirates | W | 26 7 |
| O 25 Detroit Lions | W | 12 10 |
| N 1 Green Bay Packers | L | 10 21 |
| N 8 @ New York Giants | W | 25 7 |
| N 15 @ Boston Redskins | W | 26 0 |
| N 22 @ Philadelphia Eagles | W | 28 7 |
| N 26 @ Detroit Lions | L | 7 13 |
| N 29 Chicago Cardinals | L | 7 14 |
| | | 222 94 |

1937 (9-1-1, .900)

| George S. Halas — Coach | Bears | Opp |
|---------------------------|-------|---------|
| S 19 @ Green Bay Packers | W | 14 2 |
| O 4 @ Pittsburgh Steelers | W | 7 0 |
| O 10 @ Cleveland Rams | W | 20 2 |
| O 17 Chicago Cardinals | W | 16 7 |
| O 24 Detroit Lions | W | 28 20 |
| O 31 @ New York Giants | T | 3 3 |
| N 7 Green Bay Packers | L | 14 24 |
| N 14 Brooklyn Dodgers | W | 29 7 |
| N 25 @ Detroit Lions | W | 13 0 |
| N 28 Cleveland Rams | W | 15 7 |
| D 5 Chicago Cardinals | W | 42 28 |
| | | 201 100 |
| PLAYOFFS | | |
| D 12 Washington Redskins | L | 21 28 |

1938 (6-5, .545)

| George S. Halas — Coach | Bears | Opp |
|---------------------------|-------|---------|
| S 11 Chicago Cardinals | W | 16 13 |
| S 18 @ Green Bay Packers | W | 2 0 |
| O 2 @ Philadelphia Eagles | W | 28 6 |
| O 9 @ Cleveland Rams | L | 7 14 |
| O 16 Chicago Cardinals | W | 34 28 |
| O 23 Cleveland Rams | L | 21 23 |
| O 30 Detroit Lions | L | 7 13 |
| N 6 Green Bay Packers | L | 17 24 |
| N 13 Washington Redskins | W | 31 7 |
| N 20 @ Brooklyn Dodgers | W | 24 6 |
| N 24 @ Detroit Lions | L | 7 14 |
| | | 194 148 |

1939 (8-3, .727)

| George S. Halas — Coach | Bears | Opp |
|---------------------------|-------|---------|
| S 15 Cleveland Rams | W | 30 21 |
| S 24 @ Green Bay Packers | L | 16 21 |
| O 2 @ Pittsburgh Steelers | W | 32 0 |
| O 8 @ Cleveland Rams | W | 35 21 |
| O 15 Chicago Cardinals | W | 44 7 |
| O 22 @ New York Giants | L | 13 16 |
| O 29 Detroit Lions | L | 0 10 |
| N 5 Green Bay Packers | W | 30 27 |
| N 12 @ Detroit Lions | W | 23 13 |
| N 19 Philadelphia Eagles | W | 27 14 |
| N 26 Chicago Cardinals | W | 48 7 |
| | | 298 157 |

1940 (8-3, .727)

| George S. Halas — Coach | Bears | Opp |
|----------------------------|-------|---------|
| S 22 @ Green Bay Packers | W | 41 0 |
| O 25 @ Chicago Cardinals | L | 7 21 |
| O 6 @ Cleveland Rams | W | 21 14 |
| O 13 Detroit Lions | W | 7 0 |
| O 20 Brooklyn Dodgers | W | 16 7 |
| O 27 @ New York Giants | W | 37 21 |
| N 3 Green Bay Packers | W | 14 7 |
| N 10 @ Detroit Lions | L | 14 17 |
| N 17 @ Washington Redskins | L | 3 7 |
| N 24 Cleveland Rams | W | 47 25 |
| D 1 Chicago Cardinals | W | 31 23 |
| | | 238 152 |
| PLAYOFFS | | |
| D 8 @ Washington Redskins | W | 73 0 |

1941 (10-1, .909)

| George S. Halas — Coach | Bears | Opp |
|----------------------------|-------|---------|
| S 28 @ Green Bay Packers | W | 25 17 |
| O 5 @ Cleveland Rams | W | 48 21 |
| O 12 Chicago Cardinals | W | 53 7 |
| O 19 Detroit Lions | W | 49 0 |
| O 26 Pittsburgh Steelers | W | 34 7 |
| N 2 Green Bay Packers | L | 14 16 |
| N 9 Cleveland Rams | W | 31 13 |
| N 16 Washington Redskins | W | 35 21 |
| N 23 @ Detroit Lions | W | 24 7 |
| N 30 @ Philadelphia Eagles | W | 49 14 |
| D 7 @ Chicago Cardinals | W | 34 24 |
| | | 396 147 |
| PLAYOFFS | | |
| D 14 Green Bay Packers | W | 33 14 |
| D 21 New York Giants | W | 37 9 |

1942 (11-0, 1.000)

| George S. Halas — Coach | | Bears | Opp |
|---------------------------------|-----------------------|-------|-------|
| S 27 | @ Green Bay Packers | W | 44 28 |
| O 4 | @ Cleveland Rams | W | 21 7 |
| O 11 | Chicago Cardinals | W | 41 14 |
| O 18 | New York Giants | W | 26 7 |
| O 25 | Philadelphia Eagles | W | 45 14 |
| Heartley "Hunk" Anderson | | | |
| Luke Johnsons — Coaches | | | |
| N 1 | Detroit Lions | W | 16 0 |
| N 8 | @ Brooklyn Dodgers | W | 35 0 |
| N 15 | Green Bay Packers | W | 38 7 |
| N 22 | @ Detroit Lions | W | 42 0 |
| N 29 | Cleveland Rams | W | 47 0 |
| D 6 | @ Chicago Cardinals | W | 21 7 |
| | | 376 | 84 |
| PLAYOFFS | | | |
| D 13 | @ Washington Redskins | L | 6 14 |

1946 (8-2-1, .800)

| George S. Halas — Coach | | Bears | Opp |
|-------------------------|---------------------|-------|-------|
| S 29 | @ Green Bay Packers | W | 30 7 |
| O 6 | @ Chicago Cardinals | W | 34 17 |
| O 13 | Los Angeles Rams | T | 28 28 |
| O 20 | Philadelphia Eagles | W | 21 14 |
| O 27 | @ New York Giants | L | 0 14 |
| N 3 | Green Bay Packers | W | 10 7 |
| N 10 | @ Los Angeles Rams | W | 27 21 |
| N 17 | Washington Redskins | W | 24 20 |
| N 24 | Detroit Lions | W | 42 6 |
| D 1 | Chicago Cardinals | L | 28 35 |
| D 8 | @ Detroit Lions | W | 45 24 |
| | | 289 | 193 |
| PLAYOFFS | | | |
| D 15 | @ New York Giants | W | 24 14 |

1950 (9-3, .750)

| George S. Halas — Coach | | Bears | Opp |
|-------------------------|-----------------------|-------|-------|
| S 17 | @ Los Angeles Rams | W | 24 20 |
| S 24 | @ San Francisco 49ers | W | 32 20 |
| O 1 | @ Green Bay Packers | L | 21 31 |
| O 8 | Chicago Cardinals | W | 27 6 |
| O 15 | Green Bay Packers | W | 26 14 |
| O 29 | @ New York Yanks | L | 27 38 |
| N 5 | @ Detroit Lions | W | 35 21 |
| N 12 | New York Yanks | W | 28 20 |
| N 19 | San Francisco 49ers | W | 17 0 |
| N 26 | Los Angeles Rams | W | 24 14 |
| D 3 | @ Chicago Cardinals | L | 10 20 |
| D 10 | Detroit Lions | W | 6 3 |
| | | 279 | 207 |
| PLAYOFFS | | | |
| D 17 | @ Los Angeles Rams | L | 14 24 |

1943 (8-1-1, .889)

| Heartley "Hunk" Anderson | | Bears | Opp |
|--------------------------------|-----------------------|-------|-------|
| Luke Johnsons — Coaches | | | |
| S 26 | @ Green Bay Packers | T | 21 21 |
| O 3 | @ Detroit Lions | W | 27 21 |
| O 10 | Chicago Cardinals | W | 20 0 |
| O 17 | Philadelphia Eagles | W | 48 21 |
| O 24 | Brooklyn Dodgers | W | 33 21 |
| O 31 | Detroit Lions | W | 35 14 |
| N 7 | Green Bay Packers | W | 21 7 |
| N 14 | @ New York Giants | W | 56 7 |
| N 21 | @ Washington Redskins | L | 7 21 |
| N 28 | @ Chicago Cardinals | W | 35 24 |
| | | 303 | 157 |
| PLAYOFFS | | | |
| D 26 | Washington Redskins | W | 41 21 |

1947 (8-4, .667)

| George S. Halas — Coach | | Bears | Opp |
|-------------------------|-----------------------|-------|-------|
| S 28 | @ Green Bay Packers | L | 20 29 |
| O 5 | @ Chicago Cardinals | L | 7 31 |
| D 12 | Philadelphia Eagles | W | 40 7 |
| D 19 | Detroit Lions | W | 33 24 |
| O 26 | @ Washington Redskins | W | 56 20 |
| N 2 | @ Boston Yanks | W | 28 24 |
| N 9 | Green Bay Packers | W | 20 17 |
| N 16 | @ Los Angeles Rams | W | 41 21 |
| N 23 | Pittsburgh Steelers | W | 49 7 |
| N 27 | @ Detroit Lions | W | 34 14 |
| D 7 | Los Angeles Rams | L | 14 17 |
| D 14 | Chicago Cardinals | L | 21 30 |
| | | 363 | 241 |

1951 (7-5, .583)

| George S. Halas — Coach | | Bears | Opp |
|-------------------------|-----------------------|-------|-------|
| S 30 | @ Green Bay Packers | W | 31 20 |
| O 7 | @ Chicago Cardinals | L | 14 28 |
| O 14 | New York Yanks | W | 24 21 |
| O 21 | San Francisco 49ers | W | 13 7 |
| O 28 | @ Detroit Lions | W | 28 23 |
| N 4 | @ Washington Redskins | W | 27 0 |
| N 11 | Detroit Lions | L | 28 41 |
| N 18 | Green Bay Packers | W | 24 13 |
| N 25 | @ Cleveland Browns | L | 21 42 |
| D 2 | @ Los Angeles Rams | L | 17 42 |
| D 9 | @ New York Yanks | W | 45 21 |
| D 16 | Chicago Cardinals | L | 14 24 |
| | | 286 | 262 |

1944 (6-3-1, .667)

| Heartley "Hunk" Anderson | | Bears | Opp |
|--------------------------------|-----------------------|-------|-------|
| Luke Johnsons — Coaches | | | |
| S 24 | @ Green Bay Packers | L | 28 42 |
| O 8 | @ Cleveland Rams | L | 7 19 |
| O 15 | Cardinal-Pittsburgh | W | 34 7 |
| O 22 | Detroit Lions | T | 21 21 |
| O 29 | Cleveland Rams | W | 28 21 |
| N 5 | Green Bay Packers | W | 21 0 |
| N 12 | Boston Yanks | W | 21 7 |
| N 19 | @ Detroit Lions | L | 21 41 |
| N 26 | @ Philadelphia Eagles | W | 28 7 |
| D 3 | @ Cardinal-Pittsburgh | W | 49 7 |
| | | 258 | 172 |

1948 (10-2, .833)

| George S. Halas — Coach | | Bears | Opp |
|-------------------------|-----------------------|-------|-------|
| S 26 | @ Green Bay Packers | W | 45 7 |
| O 4 | @ Chicago Cardinals | W | 28 17 |
| O 10 | Los Angeles Rams | W | 42 21 |
| O 17 | Detroit Lions | W | 28 0 |
| O 24 | @ Philadelphia Eagles | L | 7 12 |
| D 31 | New York Giants | W | 35 14 |
| N 7 | @ Los Angeles Rams | W | 21 6 |
| N 14 | Green Bay Packers | W | 7 6 |
| N 21 | @ Boston Yanks | W | 51 17 |
| N 28 | Washington Redskins | W | 48 13 |
| D 5 | @ Detroit Lions | W | 42 14 |
| D 12 | Chicago Cardinals | L | 21 24 |
| | | 375 | 151 |

1952 (5-7, .416)

| George S. Halas — Coach | | Bears | Opp |
|-------------------------|-----------------------|-------|-------|
| S 28 | @ Green Bay Packers | W | 24 14 |
| O 5 | @ Chicago Cardinals | L | 10 21 |
| O 12 | Dallas Texans | W | 38 20 |
| O 19 | San Francisco 49ers | L | 16 40 |
| O 26 | @ Los Angeles Rams | L | 7 31 |
| N 2 | @ San Francisco 49ers | W | 20 17 |
| N 9 | Green Bay Packers | L | 28 41 |
| N 16 | Los Angeles Rams | L | 24 40 |
| N 23 | Detroit Lions | W | 24 23 |
| N 27 | @ Dallas Texans | L | 23 27 |
| D 7 | @ Detroit Lions | L | 21 45 |
| D 14 | Chicago Cardinals | W | 10 7 |
| | | 245 | 326 |

1945 (3-7, .300)

| Heartley "Hunk" Anderson | | Bears | Opp |
|--------------------------------|-----------------------|-------|-------|
| Luke Johnsons — Coaches | | | |
| S 30 | @ Green Bay Packers | L | 21 31 |
| O 7 | @ Cleveland Rams | L | 0 17 |
| O 14 | Chicago Cardinals | L | 7 16 |
| O 21 | Cleveland Rams | L | 21 41 |
| O 28 | @ Detroit Lions | L | 10 16 |
| N 4 | Green Bay Packers | W | 28 24 |
| N 11 | Detroit Lions | L | 28 35 |
| N 18 | @ Washington Redskins | L | 21 28 |
| N 25 | Pittsburgh Steelers | W | 28 7 |
| D 2 | @ Chicago Cardinals | W | 28 20 |
| | | 192 | 235 |

1949 (9-3, .750)

| George S. Halas — Coach | | Bears | Opp |
|-------------------------|-----------------------|-------|-------|
| S 25 | @ Green Bay Packers | W | 17 0 |
| O 2 | @ Chicago Cardinals | W | 17 7 |
| O 9 | Los Angeles Rams | L | 16 31 |
| O 16 | Philadelphia Eagles | W | 38 21 |
| O 23 | @ New York Giants | L | 28 35 |
| O 30 | @ Los Angeles Rams | L | 24 27 |
| N 6 | Green Bay Packers | W | 24 3 |
| N 13 | Detroit Lions | W | 27 24 |
| N 20 | @ Washington Redskins | W | 31 21 |
| N 24 | @ Detroit Lions | W | 28 7 |
| D 4 | Pittsburgh Steelers | W | 30 21 |
| D 11 | Chicago Cardinals | W | 52 21 |
| | | 332 | 218 |

1953 (3-8-1, .273)

| George S. Halas — Coach | | Bears | Opp |
|-------------------------|-----------------------|-------|-------|
| S 27 | @ Baltimore Colts | L | 9 13 |
| O 4 | @ Green Bay Packers | W | 17 13 |
| O 11 | Baltimore Colts | L | 14 16 |
| O 18 | San Francisco 49ers | L | 28 35 |
| O 25 | @ Los Angeles Rams | L | 24 28 |
| N 1 | @ San Francisco 49ers | L | 14 24 |
| N 8 | Green Bay Packers | T | 21 21 |
| N 15 | @ Washington Redskins | W | 27 24 |
| N 22 | Detroit Lions | L | 16 20 |
| N 29 | Los Angeles Rams | W | 24 21 |
| D 6 | @ Detroit Lions | L | 7 13 |
| D 13 | Chicago Cardinals | L | 17 24 |
| | | 218 | 262 |

1954 (8-4, .667)

| George S. Halas — Coach | | Bears | Opp |
|-------------------------|---------------------|-------|-------|
| S 26 @ | Detroit Lions | L | 23 48 |
| O 3 @ | Green Bay Packers | W | 10 3 |
| O 10 | Baltimore Colts | W | 28 9 |
| O 17 | San Francisco 49ers | L | 24 31 |
| O 24 @ | Los Angeles Rams | L | 38 42 |
| O 31 @ | San Francisco 49ers | W | 31 27 |
| N 7 | Green Bay Packers | W | 28 23 |
| N 14 | Cleveland Browns | L | 10 39 |
| N 21 @ | Baltimore Colts | W | 28 13 |
| N 28 | Los Angeles Rams | W | 24 13 |
| D 5 @ | Chicago Cardinals | W | 29 7 |
| D 12 | Detroit Lions | W | 28 24 |
| | | 301 | 279 |

1955 (8-4, .667)

| George S. Halas — Coach | | Bears | Opp |
|-------------------------|---------------------|-------|-------|
| S 25 @ | Baltimore Colts | L | 17 23 |
| O 2 @ | Green Bay Packers | L | 3 24 |
| O 9 | San Francisco 49ers | L | 19 20 |
| O 16 | Baltimore Colts | W | 38 10 |
| O 23 @ | San Francisco 49ers | W | 34 23 |
| O 30 @ | Los Angeles Rams | W | 31 20 |
| N 6 | Green Bay Packers | W | 52 21 |
| N 13 | Los Angeles Rams | W | 24 3 |
| N 20 @ | Detroit Lions | W | 24 14 |
| N 27 @ | Chicago Cardinals | L | 14 53 |
| D 4 | Detroit Lions | W | 21 20 |
| D 11 | Philadelphia Eagles | W | 17 10 |
| | | 294 | 251 |

1956 (9-2-1, .818)

| John L. Driscoll — Coach | | Bears | Opp |
|--------------------------|---------------------|-------|-------|
| S 30 @ | Baltimore Colts | L | 21 28 |
| O 7 @ | Green Bay Packers | W | 37 21 |
| O 14 | San Francisco 49ers | W | 31 7 |
| O 21 | Baltimore Colts | W | 58 27 |
| O 28 @ | San Francisco 49ers | W | 38 21 |
| N 4 @ | Los Angeles Rams | W | 35 24 |
| N 11 | Green Bay Packers | W | 38 14 |
| N 18 | Los Angeles Rams | W | 30 21 |
| N 25 @ | New York Giants | T | 17 17 |
| D 2 @ | Detroit Lions | L | 10 42 |
| D 9 | Chicago Cardinals | W | 10 3 |
| D 16 | Detroit Lions | W | 38 21 |
| | | 363 | 246 |

PLAYOFFS

| | | | |
|--------|-----------------|---|------|
| D 30 @ | New York Giants | L | 7 47 |
|--------|-----------------|---|------|

1957 (5-7, .417)

| John L. Driscoll — Coach | | Bears | Opp |
|--------------------------|---------------------|-------|-------|
| S 29 @ | Green Bay Packers | L | 17 21 |
| O 5 @ | Baltimore Colts | L | 10 21 |
| O 13 | San Francisco 49ers | L | 17 21 |
| O 20 | Los Angeles Rams | W | 34 26 |
| O 27 @ | San Francisco 49ers | L | 17 21 |
| N 3 @ | Los Angeles Rams | W | 16 10 |
| N 10 | Green Bay Packers | W | 21 14 |
| N 17 | Baltimore Colts | L | 14 29 |
| N 24 @ | Detroit Lions | W | 27 7 |
| D 1 | Washington Redskins | L | 3 14 |
| D 8 @ | Chicago Cardinals | W | 14 6 |
| D 15 | Detroit Lions | L | 13 21 |
| | | 203 | 211 |

1958 (8-4, .667)

| George S. Halas — Coach | | Bears | Opp |
|-------------------------|---------------------|-------|-------|
| S 27 @ | Green Bay Packers | W | 34 20 |
| O 4 @ | Baltimore Colts | L | 38 51 |
| O 12 | San Francisco 49ers | W | 28 6 |
| O 19 | Los Angeles Rams | W | 31 10 |
| O 26 @ | San Francisco 49ers | W | 27 14 |
| N 2 @ | Los Angeles Rams | L | 35 41 |
| N 9 | Green Bay Packers | W | 24 10 |
| N 16 | Baltimore Colts | L | 0 17 |
| N 23 @ | Detroit Lions | W | 20 7 |
| N 30 @ | Pittsburgh Steelers | L | 10 24 |
| D 7 | Chicago Cardinals | W | 30 14 |
| D 14 | Detroit Lions | W | 21 16 |
| | | 298 | 230 |

1959 (8-4, .667)

| George S. Halas — Coach | | Bears | Opp |
|-------------------------|---------------------|-------|-------|
| S 27 @ | Green Bay Packers | L | 6 9 |
| O 3 @ | Baltimore Colts | W | 26 21 |
| O 11 | Los Angeles Rams | L | 21 28 |
| O 18 | Baltimore Colts | L | 7 21 |
| O 25 @ | San Francisco 49ers | L | 17 20 |
| N 1 @ | Los Angeles Rams | W | 26 21 |
| N 8 | Green Bay Packers | W | 28 17 |
| N 15 | San Francisco 49ers | W | 14 3 |
| N 22 @ | Detroit Lions | W | 24 14 |
| N 29 @ | Chicago Cardinals | W | 31 7 |
| D 6 | Pittsburgh Steelers | W | 27 21 |
| D 13 | Detroit Lions | W | 25 14 |
| | | 252 | 196 |

1960 (5-6-1, .455)

| George S. Halas — Coach | | Bears | Opp |
|-------------------------|---------------------|-------|-------|
| S 25 @ | Green Bay Packers | W | 17 14 |
| O 2 @ | Baltimore Colts | L | 7 42 |
| O 9 | Los Angeles Rams | W | 34 27 |
| O 16 | San Francisco 49ers | W | 27 10 |
| O 23 @ | Los Angeles Rams | T | 24 24 |
| O 30 @ | San Francisco 49ers | L | 7 25 |
| N 13 | Baltimore Colts | L | 20 24 |
| N 20 | Detroit Lions | W | 28 7 |
| N 27 | Dallas Cowboys | W | 17 7 |
| D 4 | Green Bay Packers | L | 13 41 |
| D 11 @ | Cleveland Browns | L | 0 42 |
| D 18 @ | Detroit Lions | L | 0 36 |
| | | 194 | 299 |

1961 (8-6, .571)

| George S. Halas — Coach | | Bears | Opp |
|-------------------------|---------------------|-------|-------|
| S 17 @ | Minnesota Vikings | L | 13 37 |
| S 23 @ | Los Angeles Rams | W | 21 17 |
| O 1 @ | Green Bay Packers | L | 0 24 |
| O 8 @ | Detroit Lions | W | 31 17 |
| O 15 | Baltimore Colts | W | 24 10 |
| O 22 | San Francisco 49ers | W | 31 0 |
| O 29 @ | Baltimore Colts | W | 21 20 |
| N 5 @ | Philadelphia Eagles | L | 14 16 |
| N 12 | Green Bay Packers | L | 28 31 |
| N 19 @ | San Francisco 49ers | L | 31 41 |
| N 26 | Los Angeles Rams | W | 28 24 |
| D 3 | Detroit Lions | L | 15 16 |
| D 10 | Cleveland Browns | W | 17 14 |
| D 17 | Minnesota Vikings | W | 52 35 |
| | | 326 | 302 |

1962 (9-5, .643)

| George S. Halas — Coach | | Bears | Opp |
|-------------------------|---------------------|-------|-------|
| S 16 @ | San Francisco 49ers | W | 30 14 |
| S 23 @ | Los Angeles Rams | W | 27 23 |
| S 30 @ | Green Bay Packers | L | 0 49 |
| O 7 @ | Minnesota Vikings | W | 13 0 |
| O 14 | San Francisco 49ers | L | 27 34 |
| O 21 | Baltimore Colts | W | 35 15 |
| O 28 @ | Detroit Lions | L | 3 11 |
| N 4 | Green Bay Packers | L | 7 38 |
| N 11 | Minnesota Vikings | W | 31 30 |
| N 18 @ | Dallas Cowboys | W | 34 33 |
| N 25 @ | Baltimore Colts | W | 57 0 |
| D 2 | New York Giants | L | 24 26 |
| D 9 | Los Angeles Rams | W | 30 14 |
| D 16 | Detroit Lions | W | 3 0 |
| | | 321 | 287 |

1963 (11-1-2, .917)

| George S. Halas — Coach | | Bears | Opp |
|-------------------------|---------------------|-------|-------|
| S 15 @ | Green Bay Packers | W | 10 3 |
| S 22 @ | Minnesota Vikings | W | 28 7 |
| S 29 @ | Detroit Lions | W | 37 21 |
| O 6 | Baltimore Colts | W | 10 3 |
| O 13 @ | Los Angeles Rams | W | 52 14 |
| O 20 @ | San Francisco 49ers | L | 14 20 |
| O 27 | Philadelphia Eagles | W | 16 7 |
| N 3 @ | Baltimore Colts | W | 17 7 |
| N 10 | Los Angeles Rams | W | 6 0 |
| N 17 | Green Bay Packers | W | 26 7 |
| N 24 @ | Pittsburgh Steelers | T | 17 17 |
| D 1 | Minnesota Vikings | T | 17 17 |
| D 8 | San Francisco 49ers | W | 27 17 |
| D 15 @ | Detroit Lions | W | 24 14 |
| | | 301 | 144 |

PLAYOFFS

| | | | |
|------|-----------------|---|-------|
| D 29 | New York Giants | W | 14 10 |
|------|-----------------|---|-------|

1964 (5-9, .357)

| George S. Halas — Coach | | Bears | Opp |
|-------------------------|---------------------|-------|-------|
| S 13 @ | Green Bay Packers | L | 12 23 |
| S 20 @ | Minnesota Vikings | W | 34 28 |
| S 27 @ | Baltimore Colts | L | 0 52 |
| O 4 @ | San Francisco 49ers | L | 21 31 |
| O 11 | Los Angeles Rams | W | 38 17 |
| O 18 | Detroit Lions | L | 0 10 |
| O 25 @ | Washington Redskins | L | 20 27 |
| N 1 | Dallas Cowboys | L | 10 24 |
| N 8 | Baltimore Colts | L | 24 40 |
| N 15 @ | Los Angeles Rams | W | 34 24 |
| N 22 | San Francisco 49ers | W | 23 21 |
| N 26 @ | Detroit Lions | W | 27 24 |
| D 5 | Green Bay Packers | L | 3 17 |
| D 13 | Minnesota Vikings | L | 14 41 |
| | | 260 | 379 |

1965 (9-5, .643)

| George S. Halas — Coach | | Bears | Opp |
|-------------------------|---------------------|-------|-------|
| S 19 @ | San Francisco 49ers | L | 24 52 |
| S 25 @ | Los Angeles Rams | L | 29 30 |
| O 3 @ | Green Bay Packers | L | 14 23 |
| O 10 | Los Angeles Rams | W | 31 6 |
| O 17 @ | Minnesota Vikings | W | 45 37 |
| O 24 | Detroit Lions | W | 38 10 |
| O 31 | Green Bay Packers | W | 31 10 |
| N 7 | Baltimore Colts | L | 21 26 |
| N 14 | St. Louis Cardinals | W | 34 13 |
| N 21 @ | Detroit Lions | W | 17 10 |
| N 28 @ | New York Giants | W | 35 14 |
| D 5 @ | Baltimore Colts | W | 13 10 |
| D 12 | San Francisco 49ers | W | 61 20 |
| D 19 | Minnesota Vikings | L | 17 24 |
| | | 409 | 275 |

1966 (5-7-2, .417)

| George S. Halas — Coach | Bears | Opp |
|----------------------------|-------|---------|
| S 11 @ Detroit Lions | L | 3 14 |
| S 16 @ Los Angeles Rams | L | 17 31 |
| O 2 @ Minnesota Vikings | W | 13 10 |
| O 9 Baltimore Colts | W | 27 17 |
| O 16 Green Bay Packers | L | 0 17 |
| O 23 Los Angeles Rams | W | 17 10 |
| O 31 @ St. Louis Cardinals | L | 17 24 |
| N 6 Detroit Lions | T | 10 10 |
| N 13 San Francisco 49ers | T | 30 30 |
| N 20 @ Green Bay Packers | L | 6 13 |
| N 27 Atlanta Falcons | W | 23 6 |
| D 4 @ Baltimore Colts | L | 16 21 |
| D 11 @ San Francisco 49ers | L | 14 41 |
| D 18 Minnesota Vikings | W | 41 28 |
| | | 234 272 |

1967 (7-6-1, .538)

| George S. Halas — Coach | Bears | Opp |
|----------------------------|-------|---------|
| S 17 @ Pittsburgh Steelers | L | 13 41 |
| S 24 @ Green Bay Packers | L | 10 13 |
| O 1 @ Minnesota Vikings | W | 17 7 |
| O 8 Baltimore Colts | L | 3 24 |
| O 15 Detroit Lions | W | 14 13 |
| O 22 @ Cleveland Browns | L | 0 24 |
| O 29 Los Angeles Rams | L | 17 28 |
| N 5 @ Detroit Lions | W | 27 13 |
| N 12 New York Giants | W | 34 7 |
| N 19 St. Louis Cardinals | W | 30 3 |
| N 26 Green Bay Packers | L | 13 17 |
| D 3 @ San Francisco 49ers | W | 28 14 |
| D 10 Minnesota Vikings | T | 10 10 |
| D 17 @ Atlanta Falcons | W | 23 14 |
| | | 239 218 |

1968 (7-7, .500)

| Jim Dooley — Coach | Bears | Opp |
|----------------------------|-------|---------|
| S 15 Washington Redskins | L | 28 38 |
| S 22 @ Detroit Lions | L | 0 42 |
| S 29 @ Minnesota Vikings | W | 27 17 |
| O 5 @ Baltimore Colts | L | 7 28 |
| O 13 Detroit Lions | L | 10 28 |
| O 20 @ Philadelphia Eagles | W | 29 16 |
| O 27 Minnesota Vikings | W | 26 24 |
| N 3 @ Green Bay Packers | W | 13 10 |
| N 10 San Francisco 49ers | W | 27 19 |
| N 17 Atlanta Falcons | L | 13 16 |
| N 24 Dallas Cowboys | L | 3 34 |
| D 1 @ New Orleans Saints | W | 23 17 |
| D 8 @ Los Angeles Rams | W | 17 16 |
| D 15 Green Bay Packers | L | 27 28 |
| | | 250 333 |

1969 (1-13, .071)

| Jim Dooley — Coach | Bears | Opp |
|----------------------------|-------|---------|
| S 21 @ Green Bay Packers | L | 0 17 |
| S 28 @ St. Louis Cardinals | L | 17 20 |
| O 5 @ New York Giants | L | 24 28 |
| O 12 Minnesota Vikings | L | 0 31 |
| O 19 @ Detroit Lions | L | 7 13 |
| O 26 Los Angeles Rams | L | 7 9 |
| N 2 @ Minnesota Vikings | L | 14 31 |
| N 9 Pittsburgh Steelers | W | 38 7 |
| N 16 @ Atlanta Falcons | L | 31 48 |
| N 23 Baltimore Colts | L | 21 24 |
| N 30 Cleveland Browns | L | 24 28 |
| D 6 @ San Francisco 49ers | L | 21 42 |
| D 14 Green Bay Packers | L | 3 21 |
| D 21 Detroit Lions | L | 3 20 |
| | | 210 339 |

+ Indicates overtime

1970 (6-8, .428)

| Jim Dooley — Coach | Bears | Opp |
|---------------------------|-------|---------|
| S 19 @ New York Giants | W | 24 16 |
| S 27 Philadelphia Eagles | W | 20 16 |
| O 5 @ Detroit Lions | L | 14 28 |
| O 11 Minnesota Vikings | L | 0 24 |
| O 18 San Diego Chargers | L | 7 20 |
| O 25 Detroit Lions | L | 10 16 |
| N 1 @ Atlanta Falcons | W | 23 14 |
| N 8 San Francisco 49ers | L | 16 37 |
| N 15 @ Green Bay Packers | L | 19 20 |
| N 22 Buffalo Bills | W | 31 13 |
| N 29 @ Baltimore Colts | L | 20 21 |
| D 5 @ Minnesota Vikings | L | 13 16 |
| D 13 Green Bay Packers | W | 35 17 |
| D 20 @ New Orleans Saints | W | 24 3 |
| | | 256 261 |

1971 (6-8, .428)

| Jim Dooley — Coach | Bears | Opp |
|----------------------------|-------|---------|
| S 19 Pittsburgh Steelers | W | 17 15 |
| S 26 @ Minnesota Vikings | W | 20 17 |
| O 3 @ Los Angeles Rams | L | 3 17 |
| O 10 New Orleans Saints | W | 35 14 |
| O 17 @ San Francisco 49ers | L | 0 13 |
| O 24 @ Detroit Lions | W | 28 23 |
| O 31 Dallas Cowboys | W | 23 19 |
| N 7 Green Bay Packers | L | 14 17 |
| N 14 Washington Redskins | W | 16 15 |
| N 21 Detroit Lions | L | 3 28 |
| N 29 @ Miami Dolphins | L | 3 34 |
| D 5 @ Denver Broncos | L | 3 6 |
| D 12 @ Green Bay Packers | L | 10 31 |
| D 19 Minnesota Vikings | L | 10 27 |
| | | 185 276 |

1972 (4-9-1, .307)

| Abe Gibron — Coach | Bears | Opp |
|----------------------------|-------|---------|
| S 17 Atlanta Falcons | L | 21 37 |
| S 24 Los Angeles Rams | T | 13 13 |
| O 1 Detroit Lions | L | 24 38 |
| O 8 @ Green Bay Packers | L | 17 20 |
| O 15 @ Cleveland Browns | W | 17 0 |
| O 23 Minnesota Vikings | W | 13 10 |
| O 29 @ St. Louis Cardinals | W | 27 10 |
| N 5 @ Detroit Lions | L | 0 14 |
| N 12 Green Bay Packers | L | 17 23 |
| N 19 San Francisco 49ers | L | 21 34 |
| N 26 Cincinnati Bengals | L | 3 13 |
| D 3 @ Minnesota Vikings | L | 10 23 |
| D 10 @ Philadelphia Eagles | W | 21 12 |
| D 17 @ Oakland Raiders | L | 21 28 |
| | | 225 275 |

1973 (3-11, .214)

| Abe Gibron — Coach | Bears | Opp |
|---------------------------|-------|---------|
| S 16 Dallas Cowboys | L | 17 20 |
| S 23 Minnesota Vikings | L | 13 22 |
| S 30 @ Denver Broncos | W | 33 14 |
| O 7 @ New Orleans Saints | L | 16 21 |
| O 14 @ Atlanta Falcons | L | 6 46 |
| O 21 New England Patriots | L | 10 13 |
| O 28 Houston Oilers | W | 35 14 |
| N 4 @ Green Bay Packers | W | 31 17 |
| N 12 @ Kansas City Chiefs | L | 7 19 |
| N 18 Detroit Lions | L | 7 30 |
| N 25 @ Minnesota Vikings | L | 19 31 |
| D 2 Los Angeles Rams | L | 0 26 |
| D 9 @ Detroit Lions | L | 7 40 |
| D 16 Green Bay Packers | L | 0 21 |
| | | 195 334 |

1974 (4-10, .286)

| Abe Gibron — Coach | Bears | Opp |
|----------------------------|-------|---------|
| S 15 Detroit Lions | W | 17 9 |
| S 22 New York Jets | L | 21 23 |
| S 29 @ Minnesota Vikings | L | 7 11 |
| O 6 New Orleans Saints | W | 24 10 |
| O 13 @ Atlanta Falcons | L | 10 13 |
| O 21 Green Bay Packers | W | 10 9 |
| O 27 @ Buffalo Bills | L | 6 16 |
| N 3 Minnesota Vikings | L | 0 17 |
| N 10 @ Green Bay Packers | L | 3 20 |
| N 17 San Francisco 49ers | L | 0 34 |
| N 24 @ Detroit Lions | L | 17 34 |
| D 1 New York Giants | W | 16 13 |
| D 8 @ San Diego Chargers | L | 21 28 |
| D 15 @ Washington Redskins | L | 0 42 |
| | | 152 279 |

1975 (4-10, .286)

| Jack Pardee — Coach | Bears | Opp |
|----------------------------|-------|---------|
| S 21 Baltimore Colts | L | 7 35 |
| S 28 Philadelphia Eagles | W | 15 13 |
| O 5 @ Minnesota Vikings | L | 3 28 |
| O 12 @ Detroit Lions | L | 7 27 |
| O 19 @ Pittsburgh Steelers | L | 3 34 |
| O 27 Minnesota Vikings | L | 9 13 |
| N 2 Miami Dolphins | L | 13 46 |
| N 9 Green Bay Packers | W | 27 14 |
| N 16 @ San Francisco 49ers | L | 3 31 |
| N 23 @ Los Angeles Rams | L | 10 38 |
| N 30 @ Green Bay Packers | L | 7 28 |
| D 7 Detroit Lions | W | 25 21 |
| D 14 St. Louis Cardinals | L | 20 34 |
| D 21 @ New Orleans Saints | W | 42 17 |
| | | 191 379 |

1976 (7-7, .500)

| Jack Pardee — Coach | Bears | Opp |
|----------------------------|-------|---------|
| S 12 Detroit Lions | W | 10 3 |
| S 19 @ San Francisco 49ers | W | 19 12 |
| S 26 Atlanta Falcons | L | 0 10 |
| O 3 Washington Redskins | W | 33 7 |
| O 10 @ Minnesota Vikings | L | 19 20 |
| O 17 @ Los Angeles Rams | L | 12 20 |
| O 24 @ Dallas Cowboys | L | 21 31 |
| O 31 Minnesota Vikings | W | 14 13 |
| N 7 Oakland Raiders | L | 27 28 |
| N 14 Green Bay Packers | W | 24 13 |
| N 21 @ Detroit Lions | L | 10 14 |
| N 28 @ Green Bay Packers | W | 16 10 |
| D 5 @ Seattle Seahawks | W | 34 7 |
| D 12 Denver Broncos | L | 14 28 |
| | | 253 216 |

1977 (9-5, .643)

| Jack Pardee — Coach | Bears | Opp |
|----------------------------|-------|---------|
| S 18 Detroit Lions | W | 30 20 |
| S 25 @ St. Louis Cardinals | L | 13 16 |
| O 2 New Orleans Saints | L | 24 42 |
| O 10 Los Angeles Rams | W | 24 23 |
| O 16 @ Minnesota Vikings | L | 16 22 |
| O 23 Atlanta Falcons | L | 10 16 |
| O 30 @ Green Bay Packers | W | 26 0 |
| N 6 @ Houston Oilers | L | 0 47 |
| N 13 Kansas City Chiefs | W | 28 27 |
| N 20 Minnesota Vikings | W | 10 7 |
| N 24 @ Detroit Lions | W | 31 14 |
| D 4 @ Tampa Bay Bucs | W | 10 0 |
| D 11 Green Bay Packers | W | 21 10 |
| D 18 @ New York Giants | W+ | 12 9 |
| | | 255 253 |

PLAYOFFS

| | | |
|-----------------------|---|------|
| D 26 @ Dallas Cowboys | L | 7 37 |
|-----------------------|---|------|

1978 (7-9, .438)

| Neill Armstrong — Coach | | Bears | Opp |
|-------------------------|-----------------------|-------|-------|
| S 3 | St. Louis Cardinals | W | 17 10 |
| S 10 | @ San Francisco 49ers | W | 16 13 |
| S 17 | @ Detroit Lions | W | 19 0 |
| S 25 | Minnesota Vikings | L | 20 24 |
| O 1 | Oakland Raiders | L+ | 19 25 |
| O 8 | @ Green Bay Packers | L | 14 24 |
| O 16 | @ Denver Broncos | L | 7 16 |
| O 22 | @ Tampa Bay Bucs | L | 19 33 |
| O 29 | Detroit Lions | L | 17 21 |
| N 5 | Seattle Seahawks | L | 29 31 |
| N 12 | @ Minnesota Vikings | L | 14 17 |
| N 19 | Atlanta Falcons | W | 13 7 |
| N 26 | Tampa Bay Bucs | W | 14 3 |
| D 4 | @ San Diego Chargers | L | 7 40 |
| D 10 | Green Bay Packers | W | 14 0 |
| D 16 | @ Washington Redskins | W | 14 10 |
| | | 253 | 274 |

1979 (10-6, .625)

| Neill Armstrong — Coach | | Bears | Opp |
|-------------------------|-----------------------|-------|-------|
| S 2 | Green Bay Packers | W | 6 3 |
| S 9 | Minnesota Vikings | W | 26 7 |
| S 16 | @ Dallas Cowboys | L | 20 24 |
| S 23 | @ Miami Dolphins | L | 16 31 |
| S 30 | Tampa Bay Bucs | L | 13 17 |
| O 7 | @ Buffalo Bills | W | 7 0 |
| O 14 | New England Patriots | L | 7 27 |
| O 21 | @ Minnesota Vikings | L | 27 30 |
| O 28 | @ San Francisco 49ers | W | 28 27 |
| N 4 | Detroit Lions | W | 35 7 |
| N 11 | Los Angeles Rams | W | 27 23 |
| N 18 | New York Jets | W | 23 13 |
| N 22 | @ Detroit Lions | L | 0 20 |
| D 2 | @ Tampa Bay Bucs | W | 14 0 |
| D 9 | @ Green Bay Packers | W | 15 14 |
| D 16 | St. Louis Cardinals | W | 42 6 |
| | | 306 | 249 |

PLAYOFFS

| | | | |
|------|-----------------------|---|-------|
| D 23 | @ Philadelphia Eagles | L | 17 27 |
|------|-----------------------|---|-------|

1980 (7-9, .438)

| Neill Armstrong — Coach | | Bears | Opp |
|-------------------------|-----------------------|-------|-------|
| S 7 | @ Green Bay Packers | L+ | 6 12 |
| S 14 | New Orleans Saints | W | 22 3 |
| S 21 | Minnesota Vikings | L | 14 34 |
| S 28 | @ Pittsburgh Steelers | L | 3 38 |
| O 5 | O Tampa Bay Bucs | W | 23 0 |
| O 12 | @ Minnesota Vikings | L | 7 13 |
| O 19 | Detroit Lions | W | 24 7 |
| O 26 | @ Philadelphia Eagles | L | 14 17 |
| N 3 | @ Cleveland Browns | L | 21 27 |
| N 9 | Washington Redskins | W | 35 21 |
| N 16 | Houston Oilers | L | 6 10 |
| N 23 | @ Atlanta Falcons | L | 17 28 |
| N 27 | @ Detroit Lions | W+ | 23 17 |
| D 7 | Green Bay Packers | W | 61 7 |
| D 14 | Cincinnati Bengals | L+ | 14 17 |
| D 20 | @ Tampa Bay Bucs | W | 14 13 |
| | | 304 | 264 |

1981 (6-10, .375)

| Neill Armstrong — Coach | | Bears | Opp |
|-------------------------|-----------------------|-------|-------|
| S 6 | Green Bay Packers | L | 9 16 |
| S 13 | @ San Francisco 49ers | L | 17 28 |
| S 20 | Tampa Bay Bucs | W | 28 17 |
| S 28 | Los Angeles Rams | L | 7 24 |
| O 4 | @ Minnesota Vikings | L | 21 24 |
| O 11 | Washington Redskins | L | 7 24 |
| O 19 | @ Detroit Lions | L | 17 48 |
| O 25 | San Diego Chargers | W+ | 20 17 |
| N 1 | @ Tampa Bay Bucs | L | 10 20 |
| N 8 | @ Kansas City Chiefs | W+ | 16 13 |
| N 15 | @ Green Bay Packers | L | 17 21 |
| N 22 | Detroit Lions | L | 7 22 |
| N 26 | @ Dallas Cowboys | L | 9 10 |
| D 6 | Minnesota Vikings | W | 10 9 |
| D 13 | @ Oakland Raiders | W | 23 6 |
| D 20 | Denver Broncos | W | 35 24 |
| | | 253 | 324 |

1982 (3-6, .333)

| Mike Ditka — Coach | | Bears | Opp |
|--------------------|----------------------|-------|-------|
| S 12 | @ Detroit Lions | L | 10 17 |
| S 19 | New Orleans Saints | L | 0 10 |
| N 21 | Detroit Lions | W | 20 17 |
| N 28 | @ Minnesota Vikings | L | 7 35 |
| D 5 | New England Patriots | W | 26 13 |
| D 12 | @ Seattle Seahawks | L | 14 20 |
| D 19 | St. Louis Cardinals | L | 7 10 |
| D 26 | @ Los Angeles Rams | W | 34 26 |
| J 2 | @ Tampa Bay Bucs | L+ | 23 26 |
| | | 141 | 174 |

1983 (8-8, .500)

| Mike Ditka — Coach | | Bears | Opp |
|--------------------|-----------------------|-------|-------|
| S 4 | Atlanta Falcons | L | 17 20 |
| S 11 | Tampa Bay Bucs | W | 17 10 |
| S 18 | @ New Orleans Saints | L+ | 31 34 |
| S 25 | @ Baltimore Colts | L+ | 19 22 |
| O 2 | Denver Broncos | W | 31 14 |
| O 9 | Minnesota Vikings | L | 14 23 |
| O 16 | @ Detroit Lions | L | 17 31 |
| O 23 | @ Philadelphia Eagles | W | 7 6 |
| O 30 | Detroit Lions | L | 17 38 |
| N 6 | @ Los Angeles Rams | L | 14 21 |
| N 13 | Philadelphia Eagles | W | 17 14 |
| N 20 | @ Tampa Bay Bucs | W | 27 0 |
| N 27 | San Francisco 49ers | W | 13 3 |
| D 4 | @ Green Bay Packers | L | 28 31 |
| D 11 | @ Minnesota Vikings | W | 19 13 |
| D 18 | Green Bay Packers | W | 23 21 |
| | | 311 | 301 |

+ Indicates overtime

1994 OPPONENTS

Next year's schedule will not be released until early-May of 1994; however, the opponents can be determined immediately upon the conclusion of the 1993 season. The formula below assigns the four non-division conference games for the NFC Central. Locations for AFC games are opposite of the most recent meeting (the NFC Central played the AFC East in 1991). Therefore, as long as the Bears do not finish in fifth place in 1993, the 1994 AFC games will be at Miami and NY Jets while Buffalo and Indianapolis will play at Soldier Field. If any of those four teams finish in fifth place in the AFC East, the Patriots will take their place.

First Place NFC Central

| Home | Away |
|------------|------------|
| NFC East 1 | NFC West 1 |
| NFC West 2 | NFC East 3 |

Second Place NFC Central

| Home | Away |
|------------|------------|
| NFC East 2 | NFC West 2 |
| NFC West 4 | NFC East 1 |

Third Place NFC Central

| Home | Away |
|------------|------------|
| NFC East 3 | NFC West 4 |
| NFC West 1 | NFC East 2 |

Fourth Place NFC Central

| Home | Away |
|------------|------------|
| NFC East 4 | NFC West 4 |
| NFC West 3 | NFC East 2 |

Fifth Place NFC Central

| Home | Away |
|------------|------------|
| NFC West 1 | NFC West 1 |
| NFC West 3 | NFC West 4 |
| NFC East 5 | NFC East 5 |
| AFC West 5 | AFC East 5 |

1984 (10-6, .625)

| Mike Ditka — Coach | Bears | Opp |
|----------------------------|-------|---------|
| S 2 Tampa Bay Bucs | W | 34 14 |
| S 9 Denver Broncos | W | 27 0 |
| S 16 @ Green Bay Packers | W | 9 7 |
| S 23 @ Seattle Seahawks | L | 9 38 |
| S 33 Dallas Cowboys | L | 14 23 |
| O 7 New Orleans Saints | W | 20 7 |
| O 14 @ St. Louis Cardinals | L | 21 38 |
| O 21 @ Tampa Bay Bucs | W | 44 9 |
| O 28 Minnesota Vikings | W | 16 7 |
| N 4 Los Angeles Raiders | W | 17 6 |
| N 11 @ Los Angeles Rams | L | 13 29 |
| N 19 Detroit Lions | W | 16 14 |
| N 25 @ Minnesota Vikings | W | 34 3 |
| D 3 @ San Diego Chargers | L | 7 20 |
| D 9 Green Bay Packers | L | 14 20 |
| D 16 @ Detroit Lions | W | 30 13 |
| | | 325 248 |

PLAYOFFS

| | | |
|----------------------------|---|-------|
| D 30 @ Washington Redskins | W | 23 19 |
| J 6 @ San Francisco 49ers | L | 0 23 |

1985 (15-1, .938)

| Mike Ditka — Coach | Bears | Opp |
|----------------------------|-------|---------|
| S 8 Tampa Bay Bucs | W | 38 28 |
| S 15 New England Patriots | W | 20 7 |
| S 19 @ Minnesota Vikings | W | 33 24 |
| S 29 Washington Redskins | W | 45 10 |
| O 6 @ Tampa Bay Bucs | W | 27 19 |
| O 13 @ San Francisco 49ers | W | 26 10 |
| O 21 Green Bay Packers | W | 23 7 |
| O 27 Minnesota Vikings | W | 27 9 |
| N 3 @ Green Bay Packers | W | 16 10 |
| N 10 Detroit Lions | W | 24 3 |
| N 17 @ Dallas Cowboys | W | 44 0 |
| N 24 Atlanta Falcons | W | 36 0 |
| D 2 @ Miami Dolphins | L | 24 38 |
| D 8 Indianapolis Colts | W | 17 10 |
| D 14 @ New York Jets | W | 19 6 |
| D 22 @ Detroit Lions | W | 37 17 |
| | | 456 198 |

PLAYOFFS

| | | |
|--|---|-------|
| J 5 New York Giants | W | 21 0 |
| J 12 Los Angeles Rams | W | 24 0 |
| J 25 New England Patriots (at New Orleans) | W | 46 10 |

1986 (14-2, .875)

| Mike Ditka — Coach | Bears | Opp |
|---------------------------|-------|---------|
| S 7 Cleveland Browns | W | 41 31 |
| S 14 Philadelphia Eagles | W+ | 13 10 |
| S 22 @ Green Bay Packers | W | 25 12 |
| S 28 @ Cincinnati Bengals | W | 44 7 |
| O 5 Minnesota Vikings | W | 23 0 |
| O 12 @ Houston Oilers | W | 20 7 |
| O 19 @ Minnesota Vikings | L | 7 23 |
| O 26 Detroit Lions | W | 13 7 |
| N 3 Los Angeles Rams | L | 17 20 |
| N 9 @ Tampa Bay Bucs | W | 23 3 |
| N 16 @ Atlanta Falcons | W | 13 10 |
| N 23 Green Bay Packers | W | 12 10 |
| N 31 Pittsburgh Steelers | W+ | 13 10 |
| D 7 Tampa Bay Bucs | W | 48 14 |
| D 15 @ Detroit Lions | W | 16 13 |
| D 21 @ Dallas Cowboys | W | 24 10 |
| | | 352 187 |

PLAYOFFS

| | | |
|-------------------------|---|-------|
| J 3 Washington Redskins | L | 13 27 |
|-------------------------|---|-------|

1987 (11-4, .733)

| Mike Ditka — Coach | Bears | Opp |
|----------------------------|-------|---------|
| S 14 New York Giants | W | 34 19 |
| S 20 Tampa Bay Bucs | W | 20 3 |
| O 4 @ Philadelphia Eagles | W | 35 3 |
| O 11 Minnesota Vikings | W | 27 7 |
| O 18 New Orleans Saints | L | 17 19 |
| O 25 @ Tampa Bay Bucs | W | 27 26 |
| N 1 Kansas City Chiefs | W | 31 26 |
| N 8 @ Green Bay Packers | W | 26 24 |
| N 16 @ Denver Broncos | L | 29 31 |
| N 22 Detroit Lions | W | 30 10 |
| N 29 Green Bay Packers | W | 23 10 |
| D 6 @ Minnesota Vikings | W | 30 24 |
| D 14 @ San Francisco 49ers | L | 0 41 |
| D 20 Seattle Seahawks | L | 21 34 |
| D 27 @ Los Angeles Raiders | W | 6 3 |
| | | 356 282 |

PLAYOFFS

| | | |
|--------------------------|---|-------|
| J 10 Washington Redskins | L | 17 21 |
|--------------------------|---|-------|

Italicized games are strike contests

1990 (11-5, .688)

| Mike Ditka — Coach | Bears | Opp |
|----------------------------|-------|---------|
| S 9 Seattle Seahawks | W | 17 0 |
| S 16 @ Green Bay Packers | W | 31 13 |
| S 23 Minnesota Vikings | W | 19 16 |
| S 30 @ Los Angeles Raiders | L | 10 24 |
| O 7 Green Bay Packers | W | 27 13 |
| O 14 Los Angeles Rams | W | 38 9 |
| O 21 Bye Week | | |
| O 28 @ Phoenix Cardinals | W | 31 21 |
| N 4 @ Tampa Bay Bucs | W | 26 6 |
| N 11 Atlanta Falcons | W | 30 24 |
| N 18 @ Denver Broncos | W+ | 16 13 |
| N 25 @ Minnesota Vikings | L | 13 41 |
| D 2 Detroit Lions | W+ | 23 17 |
| D 9 @ Washington Redskins | L | 9 10 |
| D 16 @ Detroit Lions | L | 21 38 |
| D 23 Tampa Bay Bucs | W | 27 14 |
| D 29 Kansas City Chiefs | L | 10 21 |
| | | 348 280 |

PLAYOFFS

| | | |
|------------------------|---|------|
| J 6 New Orleans Saints | W | 16 6 |
| J 13 @ New York Giants | L | 3 31 |

1988 (12-4, .750)

| Mike Ditka — Coach | Bears | Opp |
|-----------------------------|-------|---------|
| S 4 Miami Dolphins | W | 34 7 |
| S 11 @ Indianapolis Colts | W | 17 13 |
| S 18 Minnesota Vikings | L | 7 31 |
| S 25 @ Green Bay Packers | W | 24 6 |
| O 2 Buffalo Bills | W | 24 3 |
| O 9 @ Detroit Lions | W | 24 7 |
| O 16 Dallas Cowboys | W | 17 7 |
| O 24 San Francisco 49ers | W | 10 9 |
| O 30 @ New England Patriots | L | 7 30 |
| N 6 Tampa Bay Bucs | W | 28 10 |
| N 13 @ Washington Redskins | W | 34 14 |
| N 20 @ Tampa Bay Bucs | W | 27 15 |
| N 27 Green Bay Packers | W | 16 0 |
| D 5 @ Los Angeles Rams | L | 3 23 |
| D 11 Detroit Lions | W | 13 12 |
| D 19 @ Minnesota Vikings | L | 27 28 |
| | | 312 215 |

PLAYOFFS

| | | |
|--------------------------|---|-------|
| D 31 Philadelphia Eagles | W | 20 12 |
| J 8 San Francisco 49ers | L | 3 28 |

1991 (11-5, .688)

| Mike Ditka — Coach | Bears | Opp |
|----------------------------|-------|---------|
| S 1 Minnesota Vikings | W | 10 6 |
| S 8 @ Tampa Bay Bucs | W | 21 20 |
| S 15 New York Giants | W | 20 17 |
| S 23 New York Jets | W+ | 19 13 |
| S 29 @ Buffalo Bills | L | 20 35 |
| O 6 Washington Redskins | L | 7 20 |
| O 13 Bye Week | | |
| O 17 @ Green Bay Packers | W | 10 0 |
| O 27 @ New Orleans Saints | W | 20 17 |
| N 3 Detroit Lions | W | 20 10 |
| N 11 @ Minnesota Vikings | W | 34 17 |
| N 17 @ Indianapolis | W | 31 17 |
| N 24 Miami Dolphins | L+ | 13 16 |
| N 28 @ Detroit Lions | L | 6 16 |
| D 8 Green Bay Packers | W | 27 13 |
| D 14 Tampa Bay Bucs | W | 27 0 |
| D 29 @ San Francisco 49ers | L | 14 52 |
| | | 299 269 |

PLAYOFFS

| | | |
|--------------------|---|-------|
| D 6 Dallas Cowboys | L | 13 17 |
|--------------------|---|-------|

1989 (6-10, .375)

| Mike Ditka — Coach | Bears | Opp |
|----------------------------|-------|---------|
| S 10 Cincinnati Bengals | W | 17 14 |
| S 17 Minnesota Vikings | W | 38 7 |
| S 24 @ Detroit Lions | W | 47 17 |
| O 2 Philadelphia Eagles | W | 27 23 |
| O 8 @ Tampa Bay Bucs | L | 35 42 |
| O 15 Houston Oilers | L | 28 33 |
| O 23 @ Cleveland Browns | L | 7 27 |
| O 29 Los Angeles Rams | W | 20 10 |
| N 5 * @ Green Bay Packers | L | 13 14 |
| N 12 @ Pittsburgh Steelers | W | 20 0 |
| N 19 Tampa Bay Bucs | L | 31 32 |
| N 26 @ Washington Redskins | L | 14 38 |
| D 3 @ Minnesota Vikings | L | 16 27 |
| D 10 Detroit Lions | L | 17 27 |
| D 17 Green Bay Packers | L | 28 40 |
| D 24 @ San Francisco 49ers | L | 0 26 |
| | | 358 377 |

* Instant Replay Game

1992 (5-11, .313)

| Mike Ditka — Coach | Bears | Opp |
|---------------------------|-------|---------|
| S 6 Detroit Lions | W | 27 24 |
| S 13 @ New Orleans Saints | L | 6 28 |
| S 21 New York Giants | L | 14 27 |
| S 27 Atlanta Falcons | W | 41 31 |
| O 4 @ Minnesota Vikings | L | 20 21 |
| O 11 Bye Week | | |
| O 18 Tampa Bay Buccaneers | W | 31 14 |
| O 25 @ Green Bay Packers | W | 30 10 |
| N 2 Minnesota Vikings | L | 10 38 |
| N 8 Cincinnati Bengals | L+ | 28 31 |
| N 15 @ Tampa Bay Bucs | L | 17 20 |
| N 22 Green Bay Packers | L | 3 17 |
| N 29 @ Cleveland Browns | L | 14 27 |
| D 7 @ Houston Oilers | L | 7 24 |
| D 13 Pittsburgh Steelers | W | 30 6 |
| D 20 @ Detroit Lions | L | 3 16 |
| D 27 @ Dallas Cowboys | L | 14 27 |
| | | 295 361 |

+ Indicates overtime

BEARS vs. THE NFL

STADIUM CODES

| | | | | | | | | |
|----|-----------------------------------|---------|----|-----------------------------------|----------|----|----------------------------------|-----------|
| A | Atlanta Fulton Co. Stadium | 3-4-0 | I | Hoosier Dome, Indianapolis | 2-0-0 | SC | University of South Carolina | |
| AK | Akron Rubber Bowl | | IL | University of Illinois, Champaign | | SD | Jack Murphy Stadium, San Diego | 0-3-0 |
| AN | Anaheim Stadium | 1-3-0 | JR | Joe Robbie Stadium, Miami | | SE | Kingdome, Seattle | 1-2-0 |
| B | Memorial Stadium, Baltimore | 6-11-0 | KC | Arrowhead Stadium, Kansas City | 1-1-0 | SF | Candlestick Park, San Francisco | 4-7-0 |
| BF | Rich Stadium, Buffalo | 1-2-0 | KZ | Kezar Stadium, San Francisco | 8-10-0 | SH | Shibe Park, Philadelphia | 1-1-0 |
| BK | Baker Bowl, Philadelphia | 1-0-1 | LA | Memorial Coliseum, Los Angeles | 14-12-1 | SI | Staten Island, NY | 1-4-0 |
| BO | Fenway Park, Boston | 3-0-1 | LM | Lambeau Field, Green Bay | 13-13-0 | SL | Busch Stadium, St. Louis | 1-4-0 |
| BR | Ebbs Field, Brooklyn | | LN | Wembley Stadium, London | | SP | Joe Abi Stadium, Spokane, WA | |
| CI | Riverfront Stadium, Cincinnati | 1-0-0 | M | Metrodome, Minneapolis | 5-6-0 | SW | Ullevi Stadium, Sweden | |
| CL | Cleveland Stadium | 6-9-0 | MI | Orange Bowl, Miami | 0-3-0 | TB | Tampa Stadium | 11-5-0 |
| CM | Comiskey Park, Chicago | 13-10-0 | ML | County Stadium, Milwaukee | 0-1-0 | TL | Tulane Stadium, New Orleans | 2-0-0 |
| CN | Fawcett Stadium, Canton, OH | | MN | Metropolitan Stadium, Minneapolis | 8-13-0 | TM | Sun Devil Stadium, Tempe, AZ | 1-0-0 |
| CR | Crosley Field, Cincinnati | | MP | Mills Park, Chicago | | TR | Three Rivers Stadium, Pittsburgh | 1-2-0 |
| CS | Chicago Stadium | 1-0-0 | ND | Notre Dame, IN | | TX | Texas Stadium, Irving, TX | 2-5-0 |
| D | Briggs (Tiger) Stadium, Detroit | 21-16-0 | NE | Sullivan, Foxboro, MA | 0-1-0 | UD | University of Detroit Stadium | 1-1-0 |
| DA | Cotton Bowl, Dallas | 1-0-0 | NJ | Meadowlands, East Rutherford, NJ | 2-1-0 | V | Veterans Stadium, Philadelphia | 3-2-0 |
| DC | RFK Stadium, Washington, DC | 3-4-0 | NO | Superdome, New Orleans | 3-3-0 | W | Wrigley Field, Chicago | 168-86-16 |
| DN | Mile High Stadium, Denver | 2-3-0 | NP | Normal Park, Chicago | 2-1-0 | WA | Griffith Stadium, Washington, DC | 5-4-0 |
| DS | Dyche Stadium, Northwestern Univ. | 1-0-0 | NY | Yankee Stadium, New York | 2-2-1 | | | |
| FB | Forbes Field, Philadelphia | 1-0-0 | O | Oakland-Alameda Co. Coliseum | 1-1-0 | | | |
| FR | Franklin Field, Univ. of Penn | 1-1-0 | P | Pontiac Silverdome, Detroit | 8-9-0 | | | |
| G | Olympic Stadium, Berlin, Germany | | PG | Polo Grounds, New York | 11-7-1 | | | |
| GB | City Stadium, Green Bay | 21-16-4 | PH | Municipal Stadium, Philadelphia | 3-0-0 | | | |
| H | Astrodome, Houston | 1-2-0 | PI | Forbes Field, Pittsburgh | 6-2-1 | | | |
| HG | Hagemeister Park, Green Bay | | PO | Portsmouth, OH | 1-2-1 | | | |
| | | | RK | Rock Island, IL | | | | |
| | | | S | Soldier Field, Chicago | 110-65-1 | | | |

| | |
|-----|-------------------------|
| + | Overtime |
| WC | Wild Card Game |
| WCR | Wild Card Round |
| DP | Divisional Playoff |
| CC | Conference Championship |
| NFL | NFL Title Game |
| SB | Super Bowl |

ATLANTA FALCONS

W-8

L-9

Points: Falcons 346, Bears 321

1966 — Bears, 23-6 (W)
 1967 — Bears, 23-14 (A)
 1968 — Falcons, 16-13 (W)
 1969 — Falcons, 48-31 (A)
 1970 — Bears, 23-14 (A)
 1972 — Falcons, 37-21 (S)

1973 — Falcons, 46-6 (A)
 1974 — Falcons, 13-10 (A)
 1976 — Falcons, 10-0 (S)
 1977 — Falcons, 16-10 (S)
 1978 — Bears, 13-7 (S)
 1980 — Falcons, 28-17 (A)

1983 — Falcons, 20-17 (S)
 1985 — Bears, 36-0 (S)
 1986 — Bears, 13-10 (A)
 1990 — Bears, 30-24 (S)
 1992 — Bears, 41-31 (S)

BUFFALO BILLS

W-3

L-2

Points: Bears 88, Bills 67

1970 — Bears, 31-13 (W)
 1974 — Bills, 16-6 (BF)

1979 — Bears, 7-0 (BF)
 1988 — Bears, 24-3 (S)

1991 — Bills, 35-20 (BF)

CINCINNATI BENGALS

W-2

L-3

Points: Bears 106, Bengals 82

1972 — Bengals, 13-3 (S)
 1980 — Bengals, 17-14 (S) +

1986 — Bears, 44-7 (Cl)
 1989 — Bears, 17-14 (S)

1992 — Bengals, 31-28 (S) +

CLEVELAND BROWNS

W-3

L-8

Points: Browns 301, Bears 172

1951 — Browns, 42-21 (CL)
 1954 — Browns, 39-10 (W)
 1960 — Browns, 42-0 (CL)
 1961 — Bears, 17-14 (W)

1967 — Browns, 24-0 (CL)
 1969 — Browns, 28-24 (W)
 1972 — Bears, 17-0 (CL)
 1980 — Browns, 27-21 (CL)

1986 — Bears, 41-31 (S)
 1989 — Browns, 27-7 (CL)
 1992 — Browns, 27-14 (CL)

DALLAS COWBOYS

W-6

L-10

Points: Cowboys 323, Bears 287

1960 — Bears, 17-7 (W)
 1962 — Bears, 34-33 (DA)
 1964 — Cowboys, 24-10 (W)
 1968 — Cowboys, 34-3 (W)
 1971 — Bears, 23-19 (S)
 1973 — Cowboys, 20-17 (S)

1976 — Cowboys, 31-21 (TX)
 1977 — Cowboys, 37-7 (TX) WC
 1979 — Cowboys, 24-20 (TX)
 1981 — Cowboys, 10-9 (TX)
 1984 — Cowboys, 23-14 (S)
 1985 — Bears, 44-0 (TX)

1986 — Bears, 24-10 (TX)
 1988 — Bears, 17-7 (S)
 1991 — Cowboys, 17-13 (S) WCR
 1992 — Cowboys, 27-14 (TX)

DENVER BRONCOS

W-5

L-4

Points: Bears 179, Broncos 133

1971 — Broncos, 6-3 (DN)
 1973 — Bears, 33-14 (DN)
 1976 — Broncos, 28-14 (S)

1978 — Broncos, 16-7 (DN)
 1981 — Bears, 35-24 (S)
 1983 — Bears, 31-14 (S)

1984 — Bears, 27-0 (S)
 1987 — Broncos, 31-29 (DN)
 1990 — Bears, 16-13 (DN) +

Win-loss record and point totals include playoff games.

DETROIT LIONS

1930 — Spartans, 7-6 (PO)
Bears, 14-6 (W)
1931 — Bears, 9-6 (W)
Spartans, 3-0 (PO)
1932 — Tie, 13-13 (W)
Tie, 7-7 (PO)
Bears, 9-0 (CS) NFL
1933 — Bears, 17-14 (W)
Bears, 17-7 (PO)
1934 — Bears, 19-16 (UD)
Bears, 10-7 (W)
1935 — Tie, 20-20 (W)
Lions, 14-2 (D)
1936 — Bears, 12-10 (W)
Lions, 13-7 (D)
1937 — Bears, 28-20 (W)
Bears, 13-0 (D)
1938 — Lions, 13-7 (W)
Lions, 14-7 (D)
1939 — Lions, 10-0 (W)
Bears, 23-13 (D)
1940 — Bears, 7-0 (W)
Lions, 17-14 (UD)
1941 — Bears, 49-0 (W)
Bears, 24-7 (D)
1942 — Bears, 16-0 (W)
Bears, 42-0 (D)
1943 — Bears, 27-21 (D)
Bears, 35-14 (W)
1944 — Tie, 21-21 (W)
Lions, 41-21 (D)
1945 — Lions, 16-10 (D)
Lions, 35-28 (W)
1946 — Bears, 42-6 (W)
Bears, 45-24 (D)
1947 — Bears, 33-24 (W)
Bears, 34-14 (D)
1948 — Bears, 28-0 (W)
Bears, 42-14 (D)
1949 — Bears, 27-24 (W)
Bears, 28-7 (D)
1950 — Bears, 35-21 (D)
Bears, 6-3 (W)
1951 — Bears, 28-23 (D)
Lions, 41-28 (W)

W-73 L-48 T-5

1952 — Bears, 24-23 (W)
Lions, 45-21 (D)
1953 — Lions, 20-16 (W)
Lions, 13-7 (D)
1954 — Lions, 48-23 (D)
Bears, 28-24 (W)
1955 — Bears, 24-14 (D)
Bears, 21-20 (W)
1956 — Lions, 42-10 (W)
Bears, 38-21 (D)
1957 — Bears, 27-7 (D)
Lions, 21-13 (W)
1958 — Bears, 20-7 (D)
Bears, 21-16 (W)
1959 — Bears, 24-14 (D)
Bears, 25-14 (W)
1960 — Bears, 28-7 (W)
Lions, 36-0 (D)
1961 — Bears, 31-17 (D)
Lions, 16-15 (W)
1962 — Lions, 11-3 (D)
Bears, 3-0 (W)
1963 — Bears, 37-21 (D)
Bears, 24-14 (W)
1964 — Lions, 10-0 (W)
Bears, 27-24 (D)
1965 — Bears, 38-10 (W)
Bears, 17-10 (D)
1966 — Lions, 14-3 (D)
Tie, 10-10 (W)
1967 — Bears, 14-3 (W)
Bears, 27-13 (D)
1968 — Lions, 42-0 (D)
Lions, 28-10 (W)
1969 — Lions, 13-7 (D)
Lions, 20-3 (W)
1970 — Lions, 28-14 (D)
Lions, 16-10 (W)
1971 — Bears 28-23 (D)
Lions, 28-3 (S)
1972 — Lions, 14-0 (D)
Lions, 38-24 (S)
1973 — Lions, 30-7 (S)
Lions, 40-7 (D)

Points: Bears 2,362, Lions 2,130

1974 — Bears, 17-9 (S)
Lions, 34-17 (D)
1975 — Lions, 27-7 (P)
Bears, 25-21 (S)
1976 — Bears, 10-3 (S)
Lions, 14-10 (P)
1977 — Bears, 30-20 (S)
Bears, 31-14 (P)
1978 — Bears, 19-0 (P)
Lions, 21-17 (S)
1979 — Bears, 35-7 (S)
Lions, 20-0 (P)
1980 — Bears, 24-7 (S)
Bears, 23-17 (P) +
1981 — Lions, 48-17 (P)
Lions, 23-7 (S)
1982 — Lions, 17-10 (P)
Bears, 20-17 (S)
1983 — Lions, 31-17 (P)
Lions, 38-17 (S)
1984 — Bears, 16-14 (S)
Bears, 30-13 (P)
1985 — Bears, 24-3 (S)
Bears, 37-17 (P)
1986 — Bears, 13-7 (S)
Bears, 16-13 (P)
1987 — Bears, 30-10 (S)
1988 — Bears, 24-7 (P)
Bears, 13-12 (S)
1989 — Bears, 47-27 (P)
Lions, 27-17 (S)
1990 — Bears, 23-17 (S) +
Lions, 38-21 (P)
1991 — Bears, 20-10 (S)
Lions, 16-6 (P)
1992 — Bears, 27-24 (S)
Lions, 16-3 (P)

GREEN BAY PACKERS**W-81 L-58 T-6****Points: Bears 2,478, Packers 2,110**

1921 — Staleys, 20-0 (W)
1923 — Bears, 3-0 (GB)
1924 — Bears, 3-0 (W)
1925 — Packers, 14-10 (GB)
Bears, 21-0 (W)
1926 — Tie, 6-6 (GB)
Bears, 19-13 (W)
Tie, 3-3 (W)
1927 — Bears, 7-6 (GB)
Bears, 14-6 (W)
1928 — Tie, 12-12 (GB)
Packers, 16-6 (W)
Packers, 6-0 (W)

1929 — Packers, 23-0 (GB)
Packers, 14-0 (W)
Packers, 25-0 (W)
1930 — Packers, 7-0 (GB)
Packers, 13-12 (W)
Bears, 21-0 (W)
1931 — Packers, 7-0 (GB)
Packers, 6-2 (W)
Bears, 7-6 (W)
1932 — Tie, 0-0 (GB)
Packers, 2-0 (W)
Bears, 9-0 (W)

1933 — Bears, 14-7 (GB)
Bears, 10-7 (W)
Bears, 7-6 (W)
1934 — Bears, 24-10 (GB)
Bears, 27-14 (W)
1935 — Packers, 7-0 (GB)
Packers, 17-14 (W)
1936 — Bears, 30-3 (GB)
Packers, 21-10 (W)
1937 — Bears, 14-2 (GB)
Packers, 24-14 (W)
1938 — Bears, 2-0 (GB)
Packers, 24-17 (W)

GREEN BAY PACKERS (continued)

| | | |
|--|--|--|
| 1939 — Packers, 21-16 (GB) Bears, 30-27 (W) | 1956 — Bears, 37-21 (GB) Bears, 38-14 (W) | 1974 — Bears, 10-9 (S) Packers, 20-3 (ML) |
| 1940 — Bears, 41-10 (GB) Bears, 14-7 (W) | 1957 — Packers, 21-17 (GB) Bears, 21-14 (W) | 1975 — Bears, 27-14 (S) Packers, 28-7 (LM) |
| 1941 — Bears, 25-17 (GB) Packers, 16-14 (W) Bears, 33-14 (W) CC | 1958 — Bears, 34-20 (GB) Bears, 24-10 (W) | 1976 — Bears, 24-13 (S) Bears, 16-10 (LM) |
| 1942 — Bears, 44-28 (GB) Bears, 38-7 (W) | 1959 — Packers, 9-6 (GB) Bears, 28-17 (W) | 1977 — Bears, 26-0 (LM) Bears, 21-10 (S) |
| 1943 — Tie, 21-21 (GB) Bears, 21-7 (W) | 1960 — Bears, 17-14 (GB) Packers, 41-13 (W) | 1978 — Packers, 24-14 (LM) Bears, 14-0 (S) |
| 1944 — Packers, 42-28 (GB) Bears, 21-0 (W) | 1961 — Packers, 24-0 (GB) Packers, 31-28 (W) | 1979 — Bears, 6-3 (S) Bears, 15-14 (LM) |
| 1945 — Packers, 31-21 (GB) Bears, 28-24 (W) | 1962 — Packers, 49-0 (GB) Packers, 38-7 (W) | 1980 — Packers, 12-6 (LM) + Bears, 61-7 (S) |
| 1946 — Bears, 30-7 (GB) Bears, 10-7 (W) | 1963 — Bears, 10-3 (GB) Bears, 26-7 (W) | 1981 — Packers, 16-9 (S) Packers, 21-17 (LM) |
| 1947 — Packers, 29-20 (GB) Bears, 20-17 (W) | 1964 — Packers, 23-12 (GB) Packers, 17-3 (W) | 1983 — Packers, 31-28 (LM) Bears, 23-21 (S) |
| 1948 — Bears, 45-7 (GB) Bears, 7-6 (W) | 1965 — Packers, 23-14 (LM) Bears, 31-10 (W) | 1984 — Bears, 9-7 (LM) Packers, 20-14 (S) |
| 1949 — Bears, 17-0 (GB) Bears, 24-3 (W) | 1966 — Packers, 17-0 (W) Packers, 13-6 (LM) | 1985 — Bears, 23-7 (S) Bears, 16-10 (LM) |
| 1950 — Packers, 31-21 (GB) Bears, 28-14 (W) | 1967 — Packers, 13-10 (LM) Packers, 17-13 (W) | 1986 — Bears, 25-12 (LM) Bears, 12-10 (S) |
| 1951 — Bears, 31-20 (GB) Bears, 24-13 (W) | 1968 — Bears, 13-10 (LM) Packers, 28-27 (W) | 1987 — Bears, 26-24 (LM) Bears, 23-10 (S) |
| 1952 — Bears, 24-14 (GB) Packers, 41-28 (W) | 1969 — Packers, 17-0 (LM) Packers, 21-3 (W) | 1988 — Bears, 24-6 (LM) Bears, 16-0 (S) |
| 1953 — Bears, 17-13 (GB) Tie, 21-21 (W) | 1970 — Packers, 20-19 (LM) Bears, 35-17 (W) | 1989 — Packers, 14-13 (LM) Packers, 40-28 (S) |
| 1954 — Bears, 10-3 (GB) Bears, 28-23 (W) | 1971 — Packers, 17-14 (S) Packers, 31-10 (LM) | 1990 — Bears, 31-13 (LM) Bears, 27-13 (S) |
| 1955 — Packers, 24-3 (GB) Bears, 52-31 (W) | 1972 — Packers, 20-17 (LM) Packers, 23-17 (S) | 1991 — Bears, 10-0 (LM) Bears, 27-13 (S) |
| | 1973 — Bears, 31-17 (LM) Packers, 21-0 (S) | 1992 — Bears, 30-10 (LM) Packers, 17-3 (S) |

HOUSTON OILERS**W-2****L-4****Points: Oilers 135, Bears 96**

| | | |
|-------------------------|-------------------------|--------------------------|
| 1973 — Bears, 35-14 (S) | 1980 — Oilers, 10-6 (S) | 1989 — Oilers, 33-28 (S) |
| 1977 — Oilers, 47-0 (H) | 1986 — Bears, 20-7 (H) | 1992 — Oilers, 24-7 (H) |

INDIANAPOLIS COLTS**W-16****L-21****Points: Colts 770, Bears 762**

| | | |
|---|---|---|
| 1953 — Colts, 13-9 (B) Colts, 16-14 (W) | 1959 — Bears, 26-21 (B) Colts, 21-7 (W) | 1965 — Colts, 26-21 (W) Bears, 13-0 (B) |
| 1954 — Bears, 28-9 (W) Bears, 28-13 (B) | 1960 — Colts, 42-7 (B) Colts, 24-40 (W) | 1966 — Bears, 27-17 (W) Colts, 21-16 (B) |
| 1955 — Colts, 23-17 (B) Bears, 38-10 (W) | 1961 — Bears, 24-10 (W) Bears, 21-20 (B) | 1967 — Colts, 24-3 (W) 1968 — Colts, 28-7 (B) |
| 1956 — Colts, 28-21 (B) Bears, 58-27 (W) | 1962 — Bears, 35-15 (W) Bears, 57-0 (B) | 1969 — Colts, 24-21 (W) 1970 — Colts, 21-20 (B) |
| 1957 — Colts, 21-10 (B) Colts, 29-14 (W) | 1963 — Bears, 10-3 (W) Bears, 17-7 (B) | 1975 — Colts, 35-7 (S) 1983 — Colts, 22-19 (B) + |
| 1958 — Colts, 51-38 (B) Colts, 17-0 (W) | 1964 — Colts, 52-0 (B) Colts, 40-24 (W) | 1985 — Bears, 17-10 (S) 1988 — Bears, 17-13 (I) 1991 — Bears, 31-17 (I) |

KANSAS CITY CHIEFS**W-3****L-2****Points: Chiefs 108, Bears 92**

| | | |
|--------------------------|----------------------------|--------------------------|
| 1973 — Chiefs, 19-7 (KC) | 1981 — Bears, 16-13 (KC) + | 1990 — Chiefs, 21-10 (S) |
| 1977 — Bears, 28-27 (S) | 1987 — Bears, 31-28 (S) | |

LA RAIDERS**W-3****L-4****Points: Bears 123, Raiders 120**

| | | |
|-----------------------------|------------------------|----------------------------|
| 1972 — Raiders, 28-21 (O) | 1981 — Bears, 23-6 (O) | 1990 — Raiders, 24-10 (LA) |
| 1976 — Raiders, 28-27 (S) | 1984 — Bears, 17-6 (S) | |
| 1978 — Raiders, 25-19 (S) + | 1987 — Bears, 6-3 (LA) | |

LA RAMS

1937 — Bears, 20-2 (CL)
 Bears, 15-7 (W)
 1938 — Rams, 14-7 (W)
 Rams, 23-21 (CL)
 1939 — Bears, 30-21 (CL)
 Bears, 35-21 (W)
 1940 — Bears, 21-14 (CL)
 Bears, 47-25 (W)
 1941 — Bears, 48-21 (CL)
 Bears, 31-13 (W)
 1942 — Bears, 21-7 (CL)
 Bears, 47-0 (W)
 1944 — Rams, 19-7 (CL)
 Bears, 28-21 (W)
 1945 — Rams, 17-0 (CL)
 Rams, 41-21 (W)
 1946 — Tie, 28-28 (W)
 Bears, 27-21 (LA)
 1947 — Bears, 41-21 (LA)
 Rams, 17-14 (W)
 1948 — Bears, 42-21 (W)
 Bears, 21-6 (LA)
 1949 — Rams, 31-16 (W)
 Rams, 27-24 (LA)
 1950 — Bears, 24-20 (LA)
 Bears, 24-14 (W)
 Rams, 24-14 (LA) CC

W-45 L-29 T-3

1951 — Rams, 42-17 (W)
 1952 — Rams, 31-7 (LA)
 Rams 40-24 (W)
 1953 — Rams, 38-24 (LA)
 Bears, 24-21 (W)
 1954 — Rams, 42-38 (LA)
 Bears, 24-13 (W)
 1955 — Bears, 31-20 (LA)
 Bears, 24-3 (W)
 1956 — Bears, 35-24 (LA)
 Bears, 30-21 (W)
 1957 — Bears, 34-26 (W)
 Bears, 16-10 (LA)
 1958 — Bears, 31-10 (W)
 Rams, 41-35 (LA)
 1959 — Rams, 28-21 (W)
 Bears, 26-21 (LA)
 1960 — Bears, 34-27 (W)
 Tie, 24-24 (LA)
 1961 — Bears, 21-17 (LA)
 Bears, 28-24 (W)
 1962 — Bears, 27-23 (LA)
 Bears, 30-14 (W)
 1963 — Bears, 52-14 (LA)
 Bears, 6-0 (W)
 1964 — Bears, 38-17 (W)
 Bears, 34-24 (LA)

Points: Bears 1,764, Rams 1,554

1965 — Rams, 30-28 (LA)
 Bears, 31-6 (W)
 1966 — Rams, 31-17 (LA)
 Bears, 17-10 (W)
 1967 — Rams, 28-17 (W)
 1968 — Bears, 17-16 (LA)
 1969 — Rams, 9-7 (W)
 1971 — Rams, 17-3 (LA)
 1972 — Tie, 13-13 (S)
 1973 — Rams, 26-0 (S)
 1975 — Rams, 38-10 (LA)
 1976 — Rams, 20-12 (LA)
 1977 — Bears, 24-23 (S)
 1979 — Bears, 27-23 (S)
 1981 — Rams, 24-7 (S)
 1982 — Bears, 34-26 (AN)
 1983 — Rams, 21-14 (AN)
 1984 — Rams, 29-13 (AN)
 1985 — Bears, 24-0 (S) CC
 1986 — Rams, 20-17 (S)
 1988 — Rams, 23-3 (AN)
 1989 — Bears, 20-10 (S)
 1990 — Bears, 38-9 (S)

MIAMI DOLPHINS

1971 — Dolphins, 34-3 (M)
 1975 — Dolphins, 46-13 (S)

W-1 L-5

1979 — Dolphins, 31-16 (M)
 1985 — Dolphins, 38-24 (M)

Points: Dolphins 172, Bears 103

1988 — Bears, 34-7 (S)
 1991 — Dolphins, 16-13 (S) +

MINNESOTA VIKINGS

1961 — Vikings, 37-13 (MN)
 Bears, 52-35 (W)
 1962 — Bears, 13-0 (MN)
 Bears, 31-30 (W)
 1963 — Bears, 28-7 (MN)
 Tie 17-17 (W)
 1964 — Bears, 34-28 (MN)
 Vikings, 41-14 (W)
 1965 — Bears, 45-37 (MN)
 Vikings, 24-17 (W)
 1966 — Bears, 13-10 (MN)
 Bears, 41-28 (W)
 1967 — Bears, 17-7 (MN)
 Tie, 10-10 (W)
 1968 — Bears, 27-17 (MN)
 Bears, 26-24 (W)
 1969 — Vikings, 31-0 (W)
 Vikings, 31-14 (MN)
 1970 — Vikings 24-0 (W)
 Vikings, 16-13 (MN)
 1971 — Bears, 20-17 (MN)
 Vikings, 27-10 (S)

W-29 L-32 T-2

1972 — Bears, 13-10 (S)
 Vikings, 23-10 (MN)
 1973 — Vikings, 22-13 (S)
 Vikings, 31-13 (MN)
 1974 — Vikings, 11-7 (MN)
 Vikings, 17-0 (S)
 1975 — Vikings, 28-3 (MN)
 Vikings, 13-9 (S)
 1976 — Vikings, 20-19 (MN)
 Bears, 14-13 (S)
 1977 — Vikings, 22-16 (MN) +
 Bears, 10-7 (S)
 1978 — Vikings, 24-20 (S)
 Vikings, 17-14 (MN)
 1979 — Bears, 26-7 (S)
 Vikings, 30-27 (MN)
 1980 — Vikings, 34-14 (S)
 Vikings, 13-7 (MN)
 1981 — Vikings, 24-21 (MN)
 Bears, 10-9 (S)
 1982 — Vikings, 35-7 (M)
 1983 — Vikings, 23-14 (S)

Points: Vikings 1,248, Bears 1,177

Bears 19-13 (M)
 1984 — Bears, 16-7 (S)
 Bears 34-3 (M)
 1985 — Bears, 33-24 (M)
 Bears, 27-9 (S)
 1986 — Bears, 23-0 (S)
 Vikings, 23-7 (M)
 1987 — Bears, 27-7, (S)
 Bears, 30-24 (M)
 1988 — Vikings, 31-7 (S)
 Vikings, 28-27 (M)
 1989 — Bears, 38-7 (S)
 Vikings, 27-16 (M)
 1990 — Bears, 19-16 (S)
 Vikings, 41-13 (M)
 1991 — Bears, 10-6 (S)
 Bears, 34-17 (M)
 1992 — Vikings, 21-20 (M)
 Vikings, 38-10 (S)

NEW ENGLAND PATRIOTS

1973 — Patriots, 13-10 (S)
 1979 — Patriots, 27-7 (S)
 1982 — Bears, 26-13 (S)

W-3 L-3

1985 — Bears, 20-7 (S)
 Bears, 46-10 (NO) SB

Points: Bears 116, Patriots 100

1988 — Patriots, 30-7 (NE)

| NEW ORLEANS SAINTS | W-9 | L-6 | Points: Bears 317, Saints 244 |
|---------------------------|-----|-----------------------------|-----------------------------------|
| 1968 — Bears, 23-17 (TL) | | 1975 — Bears, 42-17 (NO) | 1984 — Bears, 20-7 (S) |
| 1970 — Bears 24-3 (TL) | | 1977 — Saints, 42-24 (S) | 1987 — Saints, 19-17 (S) |
| 1971 — Bears, 35-14 (S) | | 1980 — Bears, 22-3 (S) | 1990 — Bears, 16-6 (S) WCR |
| 1973 — Saints, 21-16 (NO) | | 1982 — Saints, 10-0 (S) | 1991 — Bears, 17-13 (NO) |
| 1974 — Bears, 24-10 (S) | | 1983 — Saints, 34-31 (NO) + | 1992 — Saints, 28-6 (NO) |

| NEW YORK GIANTS | W-29 | L-18 | T-2 | Points: Bears 829, Giants 668 |
|---|------|--|-----|------------------------------------|
| 1925 — Bears, 19-7 (PG) Giants, 9-0 (W) | | 1933 — Bears, 14-10 (W) Giants, 3-0 (PG) | | 1948 — Bears, 35-14 (W) |
| 1926 — Bears, 7-0 (W) | | Bears, 23-21 (W) NFL | | 1949 — Giants, 35-28 (PG) |
| 1927 — Giants, 13-7 (PG) | | 1934 — Bears, 27-7 (W) Bears, 10-9 (PG) | | 1956 — Tie, 17-17 (NY) |
| 1928 — Bears, 13-0 (W) | | Giants, 30-13 (PG) NFL | | Giants, 47-7 (NY) NFL |
| 1929 — Giants, 26-14 (W) Giants, 34-0 (PG) Giants, 14-9 (W) | | 1935 — Bears, 20-3 (PG) Giants, 3-0 (W) | | 1962 — Giants, 26-24 (W) |
| 1930 — Giants, 12-0 (W) Bears, 12-0 (PG) | | 1936 — Bears, 25-7 (PG) | | 1963 — Bears, 14-10 (W) NFL |
| 1931 — Bears, 6-0 (W) Bears, 12-6 (PG) Giants, 25-6 (W) | | 1937 — Tie, 3-3 (PG) | | 1965 — Bears, 35-14 (NY) |
| 1932 — Bears, 28-8 (PG) Bears, 6-0 (W) | | 1939 — Giants, 16-13 (PG) | | 1967 — Bears, 34-7 (W) |
| | | 1940 — Bears, 37-21 (PG) | | 1969 — Giants, 28-24 (NY) |
| | | 1941 — Bears, 37-9 (W) NFL | | 1970 — Bears, 24-16 (NY) |
| | | 1942 — Bears, 26-7 (PG) | | 1974 — Bears, 16-13 (S) |
| | | 1943 — Bears, 56-7 (PG) | | 1977 — Bears, 12-9 (NJ) + |
| | | 1946 — Giants, 14-0 (PG) Bears, 24-14 (PG) NFL | | 1985 — Bears, 21-0 (S) DP |
| | | | | 1987 — Bears, 34-19 (S) |
| | | | | 1990 — Giants, 31-3 (NJ) DP |
| | | | | 1991 — Bears, 20-17 (S) |
| | | | | 1992 — Giants, 27-14 (S) |

| NEW YORK JETS | W-3 | L-1 | Points: Bears 82, Jets 55 |
|-------------------------|-----|-------------------------|---------------------------|
| 1974 — Jets, 23-21 (S) | | 1985 — Bears, 19-6 (NJ) | 1991 — Bears, 19-13 (S) + |
| 1979 — Bears, 23-13 (S) | | | |

| PHILADELPHIA EAGLES | W-24 | L-4 | T-1 | Points: Bears 700, Eagles 332 |
|---|------|------------------------------------|-----|-----------------------------------|
| 1933 — Tie, 3-3 (BK) | | 1947 — Bears, 40-7 (W) | | 1980 — Eagles, 17-14 (V) |
| 1935 — Bears, 39-0 (BK) | | 1948 — Eagles, 12-7 (SH) | | 1983 — Bears, 7-6 (V) |
| 1936 — Bears, 17-0 (PH) Bears, 28-7 (PH) | | 1949 — Bears, 38-21 (W) | | Bears, 17-14 (S) |
| 1938 — Bears, 28-6 (PH) | | 1955 — Bears, 17-10 (W) | | 1986 — Bears, 13-10 (S) + |
| 1939 — Bears, 27-14 (W) | | 1961 — Eagles, 16-14 (FR) | | 1987 — Bears, 35-3, (V) |
| 1941 — Bears, 49-14 (SH) | | 1963 — Bears, 16-7 (W) | | 1988 — Bears, 20-12 (S) DP |
| 1942 — Bears, 45-14 (W) | | 1968 — Bears, 29-16 (FR) | | 1989 — Bears, 27-13 (S) |
| 1943 — Bears, 48-21 (W) | | 1970 — Bears, 20-16 (DS) | | |
| 1944 — Bears, 28-7 (FB) | | 1972 — Bears, 21-12 (V) | | |
| 1946 — Bears, 21-14 (W) | | 1975 — Bears, 15-13 (S) | | |
| | | 1979 — Eagles, 27-17 (V) WC | | |

| PHOENIX CARDINALS | W-53 | L-25 | T-6 | Points: Bears 1,631, Cardinals 993 |
|-------------------|------|------|-----|------------------------------------|
|-------------------|------|------|-----|------------------------------------|

For several years the Bears and Cardinals shared Wrigley Field and Comiskey Park.
 "H" designates the Bears as the home team; "V" designates the Bears as visitors.

| | | |
|---|--|--|
| 1920 — Cardinals, 7-6 (H,NP) Staleys, 10-0 (V,W) | 1927 — Bears, 9-0 (V,NP) Cardinals, 3-0 (H,W) | Bears, 22-6 (H,W) |
| 1921 — Tie, 0-0 (V,W) | 1928 — Bears, 15-0 (V,NP) Bears, 34-0 (H,W) | 1934 — Bears, 20-0 (H,W) Bears, 17-6 (H,W) |
| 1922 — Cardinals, 6-0 (V,CM) Cardinals, 9-0 (H,CM) | 1929 — Tie, 0-0 (H,W) Cardinals, 40-6 (V,CM) | 1935 — Tie, 7-7 (H,W) Bears, 13-0 (V,W) |
| 1923 — Bears, 3-0 (H,W) | 1930 — Bears, 32-6 (V,CM) Bears, 6-0 (H,W) | 1936 — Bears, 7-3 (H,W) Cardinals, 14-7 (V,W) |
| 1924 — Bears, 6-0 (H,W) Bears, 21-0 (V,CM) | 1931 — Bears, 26-13 (H,W) Bears, 18-7 (V,W) | 1937 — Bears, 16-7 (H,W) Bears, 42-28 (V,W) |
| 1925 — Cardinals, 9-0 (V,CM) Tie, 0-0 (H,W) | 1932 — Tie, 0-0 (H,W) Bears, 34-0 (H,W) | 1938 — Bears, 16-13 (V,S) Bears, 34-28 (H,W) |
| 1926 — Bears, 16-0 (V,W) Bears, 10-0 (H,S) Tie, 0-0 (H,W) | 1933 — Bears, 12-9 (V,W) | 1939 — Bears, 44-7 (H,W) Bears, 48-7 (V,CM) |

PHOENIX CARDINALS (continued)

| | | |
|---|--|------------------------------|
| 1940 — Cardinals, 21-7 (V.CM) Bears, 31-23 (H,W) | 1948 — Bears, 28-17 (V.CM) Cardinals, 24-21 (H,W) | 1959 — Bears, 31-7 (V.S) |
| 1941 — Bears, 53-7 (H,W) Bears, 34-24 (V.CM) | 1949 — Bears, 17-7 (V.CM) Bears, 52-2 (H,W) | 1965 — Bears, 34-13 (W) |
| 1942 — Bears, 41-14 (H,W) Bears, 21-7 (V.CM) | 1950 — Bears, 27-6 (H,W) Cardinals, 20-10 (V.CM) | 1966 — Cardinals, 24-17 (SL) |
| 1943 — Bears, 20-0 (H,W) Bears, 35-24 (V.CM) | 1951 — Cardinals, 28-14 (V.CM) Cardinals, 24-14 (H,W) | 1967 — Bears, 30-3 (W) |
| 1944 — Bears, 34-7 (H,W) Bears, 49-7 (V.CM) | 1952 — Cardinals, 21-10 (V.CM) Bears, 10-7 (H,W) | 1969 — Cardinals, 20-17 (SL) |
| 1945 — Cardinals, 16-7 (H,W) Bears, 28-20 (V.CM) | 1953 — Cardinals, 24-17 (H,W) | 1972 — Bears, 27-10 (SL) |
| 1946 — Bears, 34-17 (V.CM) Cardinals, 35-28 (H,W) | 1954 — Bears, 29-7 (V.CM) | 1975 — Cardinals, 34-20 (S) |
| 1947 — Cardinals, 31-7 (V.CM) Cardinals, 30-21 (H,W) | 1955 — Cardinals, 53-14 (V.CM) | 1977 — Cardinals, 16-13 (SL) |
| | 1956 — Bears, 10-3 (H,W) | 1978 — Bears, 17-10 (S) |
| | 1957 — Bears, 14-6 (V.CM) | 1979 — Bears, 42-6 (S) |
| | 1958 — Bears, 30-14 (H,W) | 1982 — Cardinals, 10-7 (S) |
| | | 1984 — Cardinals, 38-21 (SL) |
| | | 1990 — Bears, 31-21 (TM) |

PITTSBURGH STEELERS W-16 L-4 T-1 Points: Bears 475, Steelers 277

| | | |
|--|-----------------------------|----------------------------|
| 1934 — Bears, 28-0 (PI) | 1947 — Bears, 49-7 (W) | 1975 — Steelers, 34-3 (TR) |
| 1935 — Bears, 23-7 (PI) | 1949 — Bears, 30-21 (W) | 1980 — Steelers, 38-3 (TR) |
| 1936 — Bears, 27-9 (PI) Bears, 26-6 (W) | 1958 — Steelers, 24-10 (PI) | 1986 — Bears, 13-10 (S) + |
| 1937 — Bears, 7-0 (PI) | 1959 — Bears, 27-21 (W) | 1989 — Bears, 20-0 (TR) |
| 1939 — Bears, 32-0 (PI) | 1963 — Tie, 17-17 (PI) | 1992 — Bears, 30-6 (S) |
| 1941 — Bears, 34-7 (W) | 1967 — Steelers, 41-13 (PI) | |
| 1945 — Bears, 28-7 (PI) | 1969 — Bears, 38-7 (W) | |
| | 1971 — Bears, 17-15 (S) | |

SAN DIEGO CHARGERS W-1 L-4 Points: Chargers 125, Bears 62

| | | |
|-----------------------------|----------------------------|----------------------------|
| 1970 — Chargers, 20-7 (W) | 1978 — Chargers, 40-7 (SD) | 1984 — Chargers, 20-7 (SD) |
| 1974 — Chargers, 28-21 (SD) | 1981 — Bears, 20-17 (S) + | |

SAN FRANCISCO 49ERS W-25 L-27 T-1 Points: 49ers 1,199, Bears 1,066

| | | |
|--|--|--|
| 1950 — Bears, 32-20 (KZ) Bears, 17-0 (W) | 1960 — Bears, 27-10 (W) 49ers, 25-7 (KZ) | 1972 — 49ers, 34-21 (S) |
| 1951 — Bears, 13-7 (W) | 1961 — Bears, 31-0 (W) 49ers, 41-31 (KZ) | 1974 — 49ers, 34-0 (S) |
| 1952 — 49ers, 40-16 (W) Bears, 20-17 (KZ) | 1962 — Bears, 30-14 (KZ) 49ers, 34-27 (W) | 1975 — 49ers, 31-3 (SF) |
| 1953 — 49ers, 35-28 (W) 49ers, 24-14 (KZ) | 1963 — 49ers, 20-14 (KZ) Bears, 27-7 (W) | 1976 — Bears, 19-12 (SF) |
| 1954 — 49ers, 31-24 (W) Bears, 31-27 (KZ) | 1964 — 49ers, 31-21 (KZ) Bears, 23-21 (W) | 1978 — Bears, 16-13 (SF) |
| 1955 — 49ers, 20-19 (W) Bears, 34-23 (KZ) | 1965 — 49ers, 52-24 (KZ) Bears, 61-20 (W) | 1979 — Bears, 28-27 (SF) |
| 1956 — Bears, 31-7 (W) Bears, 38-21 (KZ) | 1966 — Tie 30-30 (W) 49ers, 41-14 (KZ) | 1981 — 49ers, 28-17 (SF) |
| 1957 — 49ers, 21-17 (W) 49ers, 21-17 (KZ) | 1967 — Bears, 28-14 (KZ) | 1983 — Bears, 13-3 (S) |
| 1958 — Bears, 28-6 (W) Bears, 27-14 (KZ) | 1968 — Bears, 27-19 (W) | 1984 — 49ers, 23-0 (SF) CC |
| 1959 — 49ers, 20-17 (KZ) Bears, 14-3 (W) | 1969 — 49ers, 42-21 (KZ) | 1985 — Bears, 26-10 (SF) |
| | 1970 — 49ers, 37-16 (W) | 1987 — 49ers, 41-0 (SF) |
| | 1971 — 49ers, 13-0 (SF) | 1988 — Bears, 10-9 (S) 49ers, 28-3 (S) CC |
| | | 1989 — 49ers, 26-0 (SF) |
| | | 1991 — 49ers, 52-14 (SF) |

SEATTLE SEAHAWKS W-2 L-4 Points: Seahawks, 130, Bears, 124

| | | |
|----------------------------|-----------------------------|----------------------------|
| 1976 — Bears, 34-7 (SE) | 1982 — Seahawks, 20-14 (SE) | 1987 — Seahawks, 34-21 (S) |
| 1978 — Seahawks, 31-29 (S) | 1984 — Seahawks, 38-9 (SE) | 1990 — Bears, 17-0 (S) |

| TAMPA BAY BUCCANEERS | W-23 | L-7 | Points: Bears 743, Bucs 428 |
|---|--|--|-----------------------------|
| 1977 — Bears, 10-0 (TB) | 1983 — Bears, 17-10 (S) | 1988 — Bears 28-10 (S) | |
| 1978 — Buccaneers, 33-19 (TB) Bears, 14-3 (S) | Bears, 27-0 (TB) | Bears 27-15 (TB) | |
| 1979 — Buccaneers, 17-13 (S) Bears, 14-0 (TB) | 1984 — Bears, 34-14 (S) | 1989 — Buccaneers, 42-35 (TB) Buccaneers, 32-31 (S) | |
| 1980 — Bears, 23-0 (S) Bears, 14-13 (TB) | 1985 — Bears, 38-28 (S) Bears, 27-19 (TB) | 1990 — Bears, 26-6 (TB) Bears, 27-14 (S) | |
| 1981 — Bears, 28-17 (S) Buccaneers, 20-10 (TB) | 1986 — Bears, 23-3 (TB) Bears, 48-14 (S) | 1991 — Bears, 21-20 (TB) Bears, 27-0 (S) | |
| 1982 — Buccaneers, 26-23 (TB) + | 1987 — Bears, 20-3 (S) Bears, 27-26 (TB) | 1992 — Bears, 31-14 (S) Buccaneers, 20-17 (TB) | |

| WASHINGTON REDSKINS | W-21 | L-16 | T-1 | Points: Bears 860, Redskins 633 |
|--|-----------------------------|--------------------------------------|-----|---------------------------------|
| 1932 — Tie 7-7 (BO) | 1943 — Redskins, 21-7 (WA) | 1974 — Redskins, 42-0 (DC) | | |
| 1933 — Bears, 7-0 (W) Redskins, 10-0 (W) | Bears, 41-21 (W) NFL | 1976 — Bears, 33-7 (S) | | |
| 1934 — Bears, 21-0 (BO) | 1945 — Redskins, 28-21 (WA) | 1978 — Bears, 14-10 (DC) | | |
| 1935 — Bears, 30-14 (BO) | 1946 — Bears, 24-20 (W) | 1980 — Bears, 35-21 (S) | | |
| 1936 — Bears, 26-0 (BO) | 1947 — Bears, 56-20 (WA) | 1981 — Redskins, 24-7 (S) | | |
| 1937 — Redskins, 28-21 (W) NFL | 1948 — Bears, 48-13 (W) | 1984 — Bears, 23-19 (DC) DP | | |
| 1938 — Bears, 31-7 (W) | 1949 — Bears, 31-21 (WA) | 1985 — Bears, 45-10 (S) | | |
| 1940 — Redskins, 7-3 (WA) Bears 73-0 (WA) NFL | 1951 — Bears, 27-0 (WA) | 1986 — Redskins, 27-13 (S) DP | | |
| 1941 — Bears, 35-21 (W) | 1953 — Bears, 27-24 (WA) | 1987 — Redskins, 21-17 (S) DP | | |
| 1942 — Redskins, 14-6 (WA) NFL | 1957 — Redskins, 14-3 (W) | 1988 — Bears, 34-14 (DC) | | |
| | 1964 — Redskins, 27-20 (DC) | 1989 — Redskins, 38-14 (DC) | | |
| | 1968 — Redskins, 38-28 (W) | 1990 — Redskins, 10-9 (DC) | | |
| | 1971 — Bears, 16-15 (S) | 1991 — Redskins, 20-7 (S) | | |

TEAM-BY-TEAM-SUMMARY

EXTINCT TEAMS

| | Road | Home | Total |
|-------------------------|-------|-------|--------|
| Akron Pros | | 2-0 | 2-0 |
| Akron Indians | | 1-0-1 | 1-0-1 |
| Boston Yanks | 2-0 | 1-0 | 3-0 |
| Brooklyn Dodgers | 5-0 | 5-0-1 | 10-0-1 |
| Buffalo All-Americans | | 3-1 | 3-1 |
| Buffalo Bisons | 1-0 | 0-1 | 1-1 |
| Canton Bulldogs | | 2-2 | 2-2 |
| Champaign | 1-0 | | 1-0 |
| Chicago Tigers | 2-0 | | 2-0 |
| Cincinnati Reds | 1-0 | 1-0 | 2-0 |
| Cleveland Bulldogs | 0-1 | 2-0 | 2-1 |
| Cleveland Indians | | 2-0 | 2-0 |
| Columbus Tigers | | 2-0 | 2-0 |
| Dallas Texans | 0-1 | 1-0 | 1-1 |
| Dayton Triangles | | 4-0 | 4-0 |
| Detroit Panthers | 1-1 | 1-0-1 | 2-1-1 |
| Detroit Tigers | | 1-0 | 1-0 |
| Detroit Wolverines | | 0-2 | 0-2 |
| Duluth Eskimos | | 2-0 | 2-0 |
| Frankford Yellowjackets | 2-3-1 | 5-1-1 | 7-4-2 |
| Hammond Pros | | 3-0 | 3-0 |
| Kewanee | | 1-0 | 1-0 |
| Louisville Colonels | | 1-0 | 1-0 |
| Milwaukee Badgers | 1-0 | 2-0-1 | 3-0-1 |
| Minneapolis Marines | 3-0 | | 3-0 |
| Minneapolis Redjackets | 1-0 | 2-0 | 3-0 |
| Moline Indians | | 1-0 | 1-0 |
| New York Yankees | 1-2 | 4-0 | 5-2 |

| | | | |
|--------------------------|-------|-------|-------|
| Oornag Indians | | 2-0 | 2-0 |
| Pottsville Maroons | | 3-0 | 3-0 |
| Providence Steam Rollers | 0-1 | 0-0-1 | 0-1-1 |
| Racine Legion | 1-0 | 1-0-2 | 2-0-2 |
| Rochester Jeffersons | | 2-0 | 2-0 |
| Rock Island Independants | 2-1-3 | 6-0-1 | 8-1-4 |
| Rockford | 1-0 | | 1-0 |
| Staten Island Stapletons | 1-0-1 | | 1-0-1 |
| Toledo Maroons | | 1-0 | 1-0 |

ACTIVE TEAMS

| | Regular season | | Post-season | | Overall |
|-----------------------------|-------------------|-------------------|-------------|-------------|-------------------|
| | Road | Home | Road | Home | |
| Atlanta Falcons | 3-4 | 5-5 | | | 8-9 |
| Buffalo Bills | 1-2 | 2-0 | | | 3-2 |
| Cincinnati Bengals | 1-0 | 1-3 | | | 2-3 |
| Cleveland Browns | 1-6 | 2-2 | | | 3-8 |
| Dallas Cowboys | 3-4 | 3-4 | 0-1 | 0-1 | 6-10 |
| Denver Broncos | 2-3 | 3-1 | | | 5-4 |
| Detroit Lions | 31-28 | 37-18-3 | | | 73-48-5 |
| Portsmouth Spartans | 2-2-1 | 2-0-1 | | 1-0 | |
| Green Bay Packers | 34-30-4 | 46-28-2 | | 1-0 | 81-58-6 |
| Houston Oilers | 1-2 | 1-2 | | | 2-4 |
| Indianapolis Colts | 2-0 | 1-0 | | | 16-21 |
| Baltimore Colts | 6-11 | 7-10 | | | |
| Kansas City Chiefs | 1-1 | 2-1 | | | 3-2 |
| Los Angeles Raiders | 1-1 | 1-0 | | | 3-4 |
| Oakland Raiders | 1-1 | 0-2 | | | |
| Los Angeles Rams | 14-13-1 | 19-10-2 | 0-1 | 1-0 | 45-29-3 |
| Cleveland Rams | 5-3 | 6-2 | | | |
| Miami Dolphins | 0-3 | 1-2 | | | 1-5 |
| Minnesota Vikings | 13-19 | 16-13-2 | | | 29-32-2 |
| New England Patriots | 0-1 | 2-2 | | 1-0* | 3-3 |
| New Orleans Saints | 4-3 | 4-3 | | 1-0 | 9-6 |
| New York Giants | 11-7-2 | 13-8 | 1-3 | 4-0 | 29-18-2 |
| New York Jets | 1-0 | 2-1 | | | 3-1 |
| Philadelphia Eagles | 10-3-1 | 13-0 | 0-1 | 1-0 | 24-4-1 |
| Phoenix Cardinals | 1-0 | | | | 53-25-12 |
| Chicago Cardinals | 16-11-1 | 29-8-5 | | | |
| Cardinals-Pittsburgh | 1-0 | 1-0 | | | |
| St. Louis Cardinals | 1-4 | 4-2 | | | |
| Pittsburgh Steelers | 3-4-1 | 9-0 | | | 18-4-1 |
| Pittsburgh Pirates | 3-0 | 1-0 | | | |
| Cardinals-Pittsburgh | 1-0 | 1-0 | | | |
| San Diego Chargers | 0-3 | 1-1 | | | 1-4 |
| San Francisco 49ers | 12-16 | 13-9-1 | 0-1 | 0-1 | 25-27-1 |
| Seattle Seahawks | 1-2 | 1-2 | | | 2-4 |
| Tampa Bay Buccaneers | 11-5 | 12-2 | | | 23-7 |
| Washington Redskins | 6-7 | 8-4 | 2-1 | 1-3 | 21-16-1 |
| Boston Redskins | 3-1-1 | 1-0 | | | |
| TOTAL | 232-210-17 | 333-152-25 | 3-8 | 11-5 | 579-375-42 |

Note: The Cardinals and Pirates merged in 1944, but the games are officially recorded under both teams (though only counted once in the "TOTAL" line).

* Bears were designated as home team, but game was at neutral site.

1993 opponents in blue.

BEARS IN THE PRO BOWL

(1951-1970: East vs. West — 1971-present: NFC vs. AFC)

- 1993:** Mike Singletary, LB (10)
- 1992:** **Neal Anderson,* RB (4)**
Mark Carrier, S, (2)
Shaun Gayle, S, (1)
Jay Hilgenberg, C (7)
Mike Singletary, LB (9)
- 1991:** Neal Anderson,* RB (3)
Mark Bortz,* G (2)
Mark Carrier, S, (1)
Richard Dent, DE (3)
Jay Hilgenberg, C (6)
Mike Singletary, LB (8)
- 1990:** Neal Anderson,* RB (2)
Jay Hilgenberg, C (5)
Mike Singletary, LB (7)
- 1989:** Neal Anderson, RB (1)
Mark Bortz, G (1)
Dave Duerson, S (4)
Jay Hilgenberg, C (4)
Mike Singletary, LB (6)
- 1988:** Dave Duerson, S (3)
Jay Hilgenberg, C (3)
Wilber Marshall, LB (2)
Steve McMichael, DT (2)
Mike Singletary, LB (5)
- 1987:** Jim Covert, T (2)
Dave Duerson, S (2)
Wilber Marshall, LB (1)
Steve McMichael, DT (1)
Jay Hilgenberg, C (2)
Walter Payton, RB (9)
Mike Singletary, LB (4)
- 1986:** Jim Covert, T (1)
Richard Dent, DE (2)
Dave Duerson, S (1)
Dan Hampton, DE (4)
Jay Hilgenberg, C (1)
Jim McMahon, QB (1)
Walter Payton, RB (8)
Mike Singletary, LB (3)
Otis Wilson, LB (1)
- 1985:** Todd Bell, S (1)
Richard Dent, DE (1)
Dan Hampton, DT (3)
Walter Payton, RB (7)
Mike Singletary, LB (2)
- 1984:** Walter Payton, RB (6)
Mike Singletary, LB (1)
- 1983:** Dan Hampton, DT (2)
- 1982:** Gary Fencik, S (2)
- 1981:** Gary Fencik, S (1)
Dan Hampton, DE (1)
Walter Payton, RB (5)
- 1980:** Walter Payton, RB (4)
- 1979:** Walter Payton, RB (3)
- 1978:** Allan Ellis, CB (1)
Walter Payton, RB (2)
- 1977:** Wally Chambers, DT (3)
- 1976:** Wally Chambers, DT (2)
Walter Payton, RB (1)
- 1975:** None
- 1974:** Wally Chambers, DT (1)
- 1973:** Dick Butkus, LB (8)
Ron Smith, KR (1)
- 1972:** Dick Butkus, LB (7)
Dick Gordon, WR (2)
- 1971:** Dick Butkus, LB (6)
Dick Gordon,* WR (1)
Bobby Joe Green, P (1)
Cecil Turner, KR (1)
- 1970:** Dick Butkus, LB (5)
Gale Sayers,† RB (5)
- 1969:** Dick Butkus, LB (4)
Gale Sayers,* RB (4)
Roosevelt Taylor, DB (2)
- 1968:** Dick Butkus, LB (3)
Gale Sayers,† RB (3)
- 1967:** Dick Butkus, LB (2)
Richie Petitbon, DB (3)
Gale Sayers, RB (2)
- 1966:** Doug Atkins, DE (8)
Dick Butkus, LB (1)
Mike Ditka, TE (5)
Joe Fortunato, LB (5)
Gale Sayers,† RB (1)
- 1965:** Mike Ditka, TE (4)
Joe Fortunato, LB (4)
Johnny Morris,* FL (2)
- 1964:** Doug Atkins, DE (7)
Mike Ditka, TE (3)
Joe Fortunato, LB (3)
Joe Marconi, RB (1)
Richie Petitbon, DB (2)
Mike Pyle, C (1)
Roosevelt Taylor, DB (1)
Bill Wade, QB (1)
- 1963:** Doug Atkins, DE (6)
Mike Ditka, TE (2)
Joe Fortunato, LB (2)
Richie Petitbon, DB (1)
- 1962:** Doug Atkins, DE (5)
Mike Ditka, TE (1)
Bill George, LB (8)
Stan Jones, G (7)
- 1961:** Doug Atkins, DE (4)
Bill George, LB (7)
Stan Jones, G (6)
Johnny Morris, FL (1)
- 1960:** Doug Atkins, DE (3)
Erich Barnes, DB (1)
Rick Casares, RB (5)
Bill George, LB (6)
Stan Jones, G (5)
Fred Williams, DT (4)
- 1959:** Doug Atkins, DE (2)
Rick Casares, RB (4)
Joe Fortunato, LB (1)
Willie Galimore, RB (1)
Bill George, LB (5)
Stan Jones, G (4)
Fred Williams, DT (3)
- 1958:** Doug Atkins, DE (1)
Rick Casares, RB (3)
Bill George, LB (4)
Kline Gilbert, T (1)
Stan Jones, G (3)
- 1957:** Ed Brown, QB (2)
JC Caroline, HB (1)
Rick Casares, RB (2)
Bill George, LB (3)
Harlon Hill, WR (3)
Stan Jones, G (2)
McNeil Moore, HB (1)
Larry Strickland, C (1)
- 1956:** Ed Brown, QB (1)
Rick Casares, RB (1)
Bill George, LB (2)
Harlon Hill, WR (2)
Jack Hoffman, E (2)
Stan Jones, G (1)
Bill Wightkin, T (1)
- 1955:** Bill Bishop, T (1)
Bill George, LB (1)
Harlon Hill, WR (1)
Ed Sprinkle, DE (4)

(continued)

| | | |
|---|---|--|
| 1954: George Connor, T-LB (4) Jack Hoffman, E (1) Don Kindt, HB (1) Fred Williams, DT (2) | 1952: Dick Barwegan, G (2) Ray Bray, G (2) George Connor, T-LB (2) John Dottley, RB (2) Johnny Lujack, QB (2) Ed Sprinkle, DE (2) Bulldog Turner, C-LB (2) | 1951: Dick Barwegan, G (1) Ray Bray, G (1) George Connor, T-LB (1) Fred Davis, T (1) Johnny Lujack, QB (1) Ed Sprinkle, DE (1) Bulldog Turner, C-LB (1) |
| 1953: Dick Barwegan, G (3) George Connor, T-LB (3) Gene Schroeder, E (1) Ed Sprinkle, DE (3) Fred Williams, DT (1) | | |

* Did not play due to injuries; † Denotes game's outstanding

BEARS IN OVERTIME

Since overtime was adopted in 1974, the Bears have played in 18 such games — third behind Cleveland and Denver (20), and tied with Minnesota. Chicago's nine overtime wins are most in the NFC (tied with Washington) and behind only Cincinnati (13) and Denver (11).

| Date | Coin flip winner | Winner | Losers | Expired |
|----------------|------------------|----------------|-----------------|---------|
| Oct. 16, 1977 | Chicago | MINNESOTA 22 | Bears 16 | 6:45 |
| Dec. 18, 1977 | New York | Bears 12 | NY GIANTS 9 | 14:51 |
| Oct. 1, 1978 | Chicago | Oakland 25 | BEARS 19 | 5:19 |
| Sept. 7, 1980 | Chicago | GREEN BAY 12 | Bears 6 | 6:00 |
| Nov. 27, 1980 | Chicago | Bears 23 | DETROIT 17 | 0:21* |
| Dec. 14, 1980 | Cincinnati | Cincinnati 17 | BEARS 14 | 4:23 |
| Oct. 25, 1981 | Chicago | BEARS 20 | San Diego 17 | 9:30 |
| Nov. 8, 1981 | Chicago | Bears 16 | KANSAS CITY 13 | 13:07 |
| Jan. 2, 1983 | Chicago | TAMPA BAY 26 | Bears 23 | 3:14 |
| Sept. 18, 1983 | Chicago | NEW ORLEANS 34 | Bears 31 | 10:57 |
| Sept. 25, 1983 | Baltimore | BALTIMORE 22 | Bears 19 | 4:51 |
| Sept. 14, 1986 | Philadelphia | BEARS 13 | Philadelphia 10 | 5:56 |
| Nov. 30, 1986 | Chicago | BEARS 13 | Pittsburgh 10 | 3:55 |
| Nov. 18, 1990 | Denver | Bears 16 | DENVER 13 | 13:14 |
| Dec. 2, 1990 | Chicago | BEARS 23 | Detroit 17 | 10:57 |
| Sept. 23, 1991 | NY Jets | BEARS 19 | NY Jets 13 | 14:42 |
| Nov. 24, 1991 | Miami | Miami 16 | BEARS 13 | 4:11 |
| Nov. 8, 1992 | Chicago | Cincinnati 31 | BEARS 28 | 8:39 |

9-9 overall: 5-4 at home; 4-5 on the road

HOME TEAM IN CAPS; *NFL record for shortest OT period.

BEARS BIRTHDAYS DURING THE SEASON

| day | SEPTEMBER | age | day | NOVEMBER | age | day | JANUARY | age |
|-----|-----------------|-----|-----|------------------|-----|-----|------------------|-----|
| 8 | Tim Ryan | 26 | 6 | Keith Van Horn | 36 | 23 | Jim Harbaugh | 30 |
| 17 | Albert Fontenot | 23 | 7 | Darren Lewis | 26 | 24 | Jim Morrissey | 31 |
| 26 | Craig Heyward | 27 | 14 | Bob Christian | 26 | 28 | Tony Wise | 42 |
| 27 | Alonzo Spellman | 22 | 15 | Ivan Fears | 39 | 31 | Glen Kozlowski | 31 |
| | | | 15 | Anthony Morgan | 25 | | | |
| day | OCTOBER | age | 21 | Jerry Fontenot | 27 | 3 | Wendell Davis | 27 |
| 4 | John Roper | 28 | 28 | Todd Perry | 23 | 4 | Peter Tom Willis | 26 |
| 5 | Trace Armstrong | 28 | | | | 6 | Donnell Woolford | 27 |
| 17 | Steve McMichael | 36 | day | DECEMBER | age | 6 | Myron Baker | 22 |
| 24 | Vernice Smith | 28 | 5 | Ron Turner | 40 | 23 | Jim Schwantz | 23 |
| 28 | Stan Thomas | 25 | 11 | Michael McCaskey | 50 | | | |
| | | | 13 | Richard Dent | 33 | | | |
| | | | 16 | William Perry | 31 | | | |

Game days are italicized

BEARS ON MONDAY NIGHT FOOTBALL

| Date | Winner | Loser | Score | Following Week |
|----------------|-----------|---------|---------|----------------|
| Oct. 5, 1970 | LIONS | Bears | 28-14 | L Min |
| Nov. 29, 1971 | DOLPHINS | Bear | 24- 3 | L @ Den |
| Oct. 23, 1972 | BEARS | Vikings | 13-10 | W @ StL |
| Nov. 12, 1973 | CHIEFS | Bears | 19- 7 | L Det |
| Oct. 21, 1974 | BEARS | Packers | 10- 9 | L @ Buf |
| Oct. 27, 1975 | Vikings | BEARS | 13- 9 | L Mia |
| Oct. 10, 1977 | BEARS | Rams | 24-23 | L @Min |
| Sept. 25, 1978 | Vikings | BEARS | 24-20 | L Oak |
| Oct. 16, 1978 | BRONCOS | Bears | 16- 7 | L @ TB |
| Dec. 4, 1978 | CHARGERS | Bears | 40- 7 | W GB |
| Oct. 6, 1980 | BEARS | Bucs | 23- 0 | L @ Min |
| Nov. 3, 1980 | BROWNS | Bears | 27-21 | W Wash |
| Sept. 28, 1981 | Rams | BEARS | 24- 7 | W @ Min |
| Oct. 19, 1981 | LIONS | Bears | 48-17 | W SD |
| Dec. 3, 1984 | CHARGERS | Bears | 20- 7 | L GB |
| Oct. 21, 1985 | BEARS | Packers | 23- 7 | W Min |
| Dec. 2, 1985 | DOLPHINS | Bears | 38-24 | W Ind |
| Sept. 22, 1986 | Bears | PACKERS | 25-12 | W @ Cin |
| Nov. 3, 1986 | Rams | BEARS | 20-17 | W @ TB |
| Dec. 15, 1986 | Bears | LIONS | 16-13 | W @ Dal |
| Sept. 14, 1987 | BEARS | Giants | 34-19 | W TB |
| Nov. 16, 1987 | BRONCOS | Bears | 31-29 | W Det |
| Dec. 14, 1987 | 49ERS | Bears | 41- 0 | L @ Sea |
| Oct. 24, 1988 | BEARS | 49ers | 10- 9 | L @ NE |
| Dec. 5, 1988 | RAMS | Bears | 20- 3 | W Det |
| Dec. 19, 1988 | VIKINGS | Bears | 28-27 | end of season |
| Oct. 2, 1989 | BEARS | Eagles | 27-13 | L @ TB |
| Oct. 23, 1989 | BROWNS | Bears | 27- 7 | W LARams |
| Sept. 23, 1991 | BEARS | Jets | 19-13 + | L @ Buf |
| Nov. 11, 1991 | Bears | VIKINGS | 24-17 | W @ Ind |
| Dec. 23, 1991 | 49ERS | Bears | 52-14 | end of season |
| Sept. 21, 1992 | NY Giants | BEARS | 27-14 | W @ Atl |
| Nov. 2, 1992 | Minnesota | BEARS | 38-10 | L Cin |
| Dec. 7, 1992 | HOUSTON | Bears | 24- 7 | W Pit |

HOME TEAM IN CAPS; + Overtime

Overall Record on *Monday Night Football*: 12-22 (Home: 9-6, Road: 3-16)

Record week following *MNF*: 16-16

At home following *MNF* home game: 2-3; following *MNF* road game: 8-3

On the road following *MNF* home game: 3-7; following *MNF* road game: 3-3

NUMBER ONE

MONDAY NIGHT FOOTBALL TOP FIVE GAMES (1970-92)

| Date | Game | Rating | Share |
|---------------|---------------------------|--------|-------|
| Dec. 2, 1985 | Chicago @ Miami | 29.6 | 46 |
| Dec. 3, 1990 | NY Giants @ San Francisco | 27.0 | 42 |
| Oct. 2, 1978 | Dallas @ Washington | 26.8 | 43 |
| Dec. 22, 1980 | Pittsburgh @ San Diego | 25.3 | 40 |
| Nov. 30, 1981 | Philadelphia @ Miami | 25.3 | 40 |

SOLDIER FIELD

The Chicago Bears enter their 23rd year at Soldier Field after playing their first 51 seasons at Wrigley Field. Soldier Field was opened in 1924 as a 45,000-seat Municipal Grant Park Stadium. The first football game played on its field was November 22, 1924, as a capacity crowd watched Notre Dame edge Northwestern, 13-6.

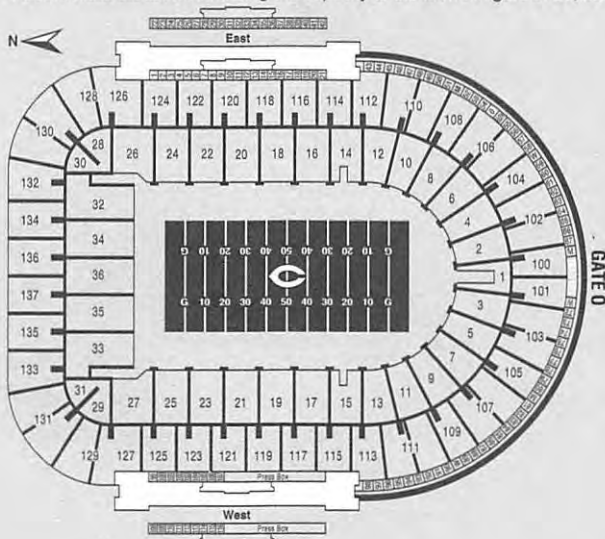
It hosted the first boxing event which drew a gate of over \$2.5 million (Dempsey-Tunney, 1927), the first ski meet held in a stadium, and the all-time largest football crowd (123,000). The largest crowd for any event in Soldier Field was 260,000 on Sept. 8 1954 for the religious Marian Year Tribute.

The 100,000-seat stadium was dedicated November 27, 1926, with Army battling Navy to a 21-21 tie. The all-time collegiate attendance record of 123,000 plus was established Nov. 26, 1927 as Notre Dame beat Southern Cal 7-6. In the first professional game at the then-mammoth stadium, the Bears defeated the Chicago Cardinals 10-0 on November 11, 1926.

Plans for the stadium started in 1919 as a memorial to the soldiers of WWI. Soldier Field stands on 10,000 pile foundations driving an average depth of 62.5 feet through fill that replaced the lake waters. The stadium is maintained and operated by the Chicago Park District.

Other stadium notes since the Bears moved to Soldier Field:

- 1971** — September 19th, Chicago defeats the Pittsburgh Steelers 17-15 before capacity crowd of 57,000 in the Bears' first game since moving from Wrigley.
- 1979** — The stadium undergoes major reconstruction and renovation prior to the season including new lighting, playing surface, and lockerrooms; rebuilding of seating area (new chairbacks, arm rests, seats); and improvement of sightlines.
- 1982** — Additional rebuilding of seating areas was completed as well as new concourses with more restrooms and concession areas. A new press box, 60 deluxe skyboxes and a new scoreboard were also built. Capacity is increased to 66,030.
- 1988** — Surface was changed from artificial turf to natural grass and 56 skyboxes were added along south rim (increasing the total to 116). Capacity is increased to 66,946.
- 1992** — Four seats are added increasing the capacity to the current figure of 66,950.



TRAINING CAMP

For the tenth consecutive year, the Bears' training camp will be held at the University of Wisconsin-Platteville. The site, located 180 miles northwest of Chicago, provides the Bears with five practice fields; two lockerrooms; a weight room; meeting rooms; and dorms for players, staff, media, and guests.

ADDRESS: Chicago Bears
University of Wisconsin-Platteville
Platteville, WI 53818

PHONE: General camp: (608) 342-1201
Public Relations: (608) 342-1511
Administration: (608) 342-1636

DATES: Players report to camp on Sunday, July 18 with practices beginning the following day. The Bears will be in Platteville through Friday, August 20 with the exception of August 7-9 and August 13-15 when they play their first two pre-season games.

PRACTICES: Practice times are subject to change, but tentatively the morning workout starts at 9:00 AM with the afternoon session at 3:00 PM. Practices are on the UW-Platteville campus and are open to the public free of charge.

SCRIMMAGE: The annual intrasquad scrimmage will be held on Saturday, July 24 at 2:00 PM at Pioneer Stadium (10,000 seats) on the UW Platteville campus. Tickets go on sale through the UW-Platteville ticket office beginning June 1 (608) 342-1161.

BROWNS: The Cleveland Browns will be in Platteville for three days from July 29 to August 1. They will practice with the Bears on Friday, Saturday, and Sunday.

MEDIA: Credentials are required to cover practices and press conferences. They can be obtained in the basement of Porter Hall. The media work room, equipped with phones, is also located in the basement of Porter.

PREVIOUS TRAINING CAMPS:

| | |
|--------------|---|
| 1984-Present | University of Wisconsin-Platteville, Wisconsin |
| 1975-83 | Lake Forest College, Lake Forest, Illinois |
| 1944-74 | St. Joseph's College, Rensselaer, Indiana |
| 1935-43 | St. John's Military Academy, Delafield, Wisconsin |
| 1934 | Lane Tech High School, Chicago, Illinois |

DIRECTIONS FROM CHICAGO: (approximately three hours driving)

- Take 90 West to Route 20 West through Freeport, IL.
- As you approach Rockford, take Rt. 20 North
- Continue on Rt. 20 to Rt. 26 North which becomes Wisconsin Rt. 69 North
- From 69 North turn onto Rt. 11 West until you run into Rt. 23 North just east of Schullsberg
- Stay on Rt. 23 for six miles before turning onto Rt. 81 West
- Stay on Rt. 81 for 20 miles until you enter Platteville.

BEAR FACILITIES

HALAS HALL

250 North Washington Road, Lake Forest, IL 60045
708-295-6600

Located on the picturesque campus of Lake Forest College, Halas Hall is the Bears' year-round home. Named to honor the late George S. Halas, the Bears founder and one of the pioneers of the NFL, the building is dedicated to the memory of George Halas, Jr., who died December 16, 1979.

Halas Hall was opened to the players in September of '79. Coaches and administrative staff members moved into the top level of the three-story complex in November. Finishing touches were completed in May of 1980.

In the spring of 1985, the Bears' corporate offices were moved to Halas Hall from downtown. One regulation-size grass football field and one 70-yard field are situated behind the building.

Designed by Allan M. Pickus Architects and built by Pickus Construction of Waukegan, IL, the lower floor of the building houses team meeting rooms, a player lounge, a racquetball court, rook- ie and staff lockers and shower areas, storage and utility rooms. The ground-level floor features the veteran's lockerroom, showers, sauna, training and weight rooms, coaches' lockerroom, equipment rooms, laundry, video lab, darkroom, computer department, and media workroom.

The top floor holds the reception area, staff offices, coaches offices, conference rooms, duplicating room, and a mini-kitchen.

TICKET OFFICE

950 North Western Avenue, Lake Forest, IL 60045
708-615-BEAR (2327) for the ticket office
708-295-6600 for other departments

On June 7, 1993, the Bears moved parts of their operation into a second Lake Forest office. The Bears closed their downtown ticket office at 55 E. Jackson while the marketing, skybox, and accounting departments moved from Halas Hall to the new offices in order to have more space.

McBUBBLE

This off-season, the Bears improved their indoor practice facility with a \$300,000 larger and improved bubble. The astroturf field remains at 80 x 60 yards, but the ceiling was raised from 50 to 66 feet to allow for punting and kickoff practice.

The first bubble was completed on November 21, 1990. Located in Waukegan, it is just 10 minutes north of the team's Halas Hall headquarters in Lake Forest. The air-supported structure can withstand winds up to 80 MPH and can be raised or lowered in a couple of hours. A temperature of 55° F is maintained inside, and lights from the old Comiskey Park allow for late-afternoon or evening practices.

DIRECTIONS TO HALAS HALL

FROM THE LOOP – Take Edens Expressway (94 North) to 41 North (Exit 29). Exit onto Deerpath Road and head east. Go through the business district, across the railroad tracks, and turn right (south) on Washington Road. Halas Hall is a block past the second stop sign on the right side of the road (250 N. Washington Rd.). Parking is available on the left.

FROM O'HARE AIRPORT – Take 294 North to Town Line Road (Hwy. 60). Take 60 east to where it deadends into 41. Go north approximately 200 yards to the Deerpath Road exit and head east. Go through the business district, across the railroad tracks, and turn right (south) on Washington Road. Halas Hall is a block past the second stop sign on the right side of the road (250 N. Washington Rd.). Parking is available on the left.

BEARS RADIO PLAY-BY-PLAY

WGN 720-AM

WGN, the nation's most listened to station, has been the radio home of the Bears' since 1985 and anchors a network of over 60 stations across the country. The station also is the home of the *The Dave Wannstedt Show*. Wayne Larrivee calls play-by-play with analysis from Pro Football Weekly's Hub Arkush, ex-Bear Gary Fencik, and Dick Butkus. Pre-game shows begin three hours prior to kickoff and are hosted by station sports director Chuck Swirsky. The post-game show features analysis from Dave Wannstedt and players from the lockerroom.

WAYNE LARRIVEE

The play-by-play voice of the Bears since 1985, Wayne Larrivee is one of the most versatile and talented broadcasters in the country. Larrivee also hosts *The Dave Wannstedt Show*, co-hosts *Chicago Bears Weekly* on WMAQ-TV, and calls play-by-play for the Chicago Bulls on WGN-TV. Larrivee's credits also include Big Ten football and basketball on Raycom and ESPN and Notre Dame basketball (ESPN). A native New Englander, Larrivee attended Emerson College in Boston and handled play-by-play for the University of Iowa, University of Colorado, and the Missouri Valley conference. Before joining WGN, Larrivee was sports director of KCMO-radio in Kansas City where he served as the Kansas City Chiefs play-by-play voice.



GARY FENCIK

One of the greatest players in Chicago Bears history, Gary Fencik begins his fourth season as an analyst. Fencik retired following the 1987 season as the club's all-time leader in takeaways (50) and interceptions (38). He also earned two trips to the Pro Bowl (1981-82). Fencik joined the Bears as a free agent in 1976 and became a starting safety in his second season. A native of Barrington, Illinois, Fencik played wide receiver at Yale and was selected in the ninth round of the 1976 draft by the Miami Dolphins. He was waived during the pre-season and claimed by the Bears. Since his playing career ended, Fencik has worked as a NFL color commentator for CBS-TV in 1988 and was employed in commercial real estate. He currently works for Wells Fargo Bank.



HUB ARKUSH

Hub Arkush begins his fifth season as a member of the Bears radio team. Arkush is publisher of *Pro Football Weekly*, a weekly periodical devoted to pro football that is widely read in NFL circles. Arkush also serves as the founder and co-host of the syndicated radio and television shows with the same name. Arkush joined WGN in 1985 as a pre-and post-game analyst before filling in during Bears broadcasts in 1987. He is a highly sought after guest on sports talk shows nationwide. Arkush is a lifetime Chicagoan who attended Deerfield High School and the University of Michigan.



DICK BUTKUS

Hall of Fame linebacker Dick Butkus rejoined the Bears radio team last year after a three year hiatus. Butkus was a WGN analyst from 1985-88 before joining CBS-TV's NFL coverage in 1989. An eight-time Pro Bowler in nine seasons as the Bears middle linebacker, Butkus remains the club's all-time leader, and second in NFL history, with 25 fumble recoveries. An all-American at the University of Illinois, Butkus was the Bears' first-round draft choice, and third overall pick, in 1965. He grew up in Chicago and prepped at Vocational High School (same school as Chris Zorich). Butkus currently lives in Rancho Mirage, California where he is a nationally acclaimed actor in addition to covering the Bears.



BEARS TELEVISION / RADIO PROGRAMS

PRE-SEASON TV

The Bears and Chicago's NBC affiliate WMAQ-TV are partners in televising the non-network pre-season games to Chicago and surrounding markets. The Bears are responsible for production and advertising sales of the games. Former Bears great Dan Hampton will provide color commentary while NBC's Don Criqui handles play-by-play duties.

Hampton completed an outstanding 12-year career as a defensive lineman in 1990. A first-round pick in 1979, Hampton finished with 82 sacks and four Pro Bowl appearances. He currently is a NFL analyst on NBC and resides in Little Rock, Arkansas.

Criqui has broadcast NFL games for NBC since 1979 and has also broadcast the Orange Bowl, NFL Playoffs, and NCAA Basketball.

Both of the Bears home pre-season games will be shown on WMAQ. The Bears-Cardinals game on Saturday, August 14 starts at 7:00 PM (CT), while the Bears-Cowboys game on Friday, August 27 begins at 8:00 PM.

CHICAGO BEARS WEEKLY

For the fourth season, the Chicago Bears will produce a 30-minute television show, *Chicago Bears Weekly*. The show airs each Saturday at 6:00 PM on WMAQ-TV (NBC) in Chicago beginning September 4 and continues throughout the season.

Chicago Bears Weekly is hosted by Wayne Larrivee, the Bears' radio play-by-play voice since 1985, and Hub Arkush, publisher of *Pro Football Weekly* and an analyst on the Bears radio team. The show includes a review of the previous game, features on the new Bears coaching staff, a segment with Dave Wannstedt, a preview of the upcoming game, and interviews with Bear players.

CHICAGO BEARS INSIDER

The Bears radio coverage on game day begins three hours prior to kickoff with Chicago Bears Insider. *CBI* is a one hour program hosted by Lou Canellis and Hub Arkush. The show is designed to complement the television program *Chicago Bears Weekly* and will update fans on the club and the NFL.

THE DAVE WANNSTEDT SHOW

Bears Head Coach Dave Wannstedt will conduct his weekly radio show on WGN (720 AM) each Thursday from 6:30 to 7:30 beginning August 26. Bears play-by-play announcer Wayne Larrivee will host the show. The hour-long format will allow Wannstedt to look at the latest happenings from Halas Hall and around the NFL. The coach will answer calls from fans and sports journalists while adding insight to the club and discussing the upcoming opponent.

NFL PHONE NUMBERS

| | | |
|---------------------------|--|----------------|
| NFL League Office | 410 Park Ave, New York, NY 10022 | (212) 758-1500 |
| NFL Properties | 410 Park Ave, New York, NY 10022 | (212) 838-0660 |
| NFL Films | 330 Fellowship Road, Mt. Laurel, NJ 08054 | (609) 778-1600 |
| Pro Football Hall of Fame | 2121 George Halas Dr. NW, Canton, OH 44708 | (216) 456-8207 |
| Elias Sports Bureau | 500 Fifth Avenue, New York, NY 10036 | (212) 869-1530 |

| Team | PR Director | Phone Number |
|----------------------|------------------|----------------|
| Atlanta Falcons | Charlie Taylor | (404) 945-1111 |
| Buffalo Bills | Denny Lynch | (716) 648-1800 |
| Chicago Bears | Bryan Harlan | (708) 295-6600 |
| Cincinnati Bengals | Al Heim | (513) 621-3550 |
| Cleveland Browns | Kevin Byrne | (216) 696-5555 |
| Dallas Cowboys | Rich Dalrymple | (214) 556-9900 |
| Denver Broncos | Jim Saccomano | (303) 649-9000 |
| Detroit Lions | Bill Keenist | (313) 335-4131 |
| Green Bay Packers | Lee Rimmel | (414) 494-2351 |
| Houston Oilers | Chip Namias | (713) 797-9111 |
| Indianapolis Colts | Craig Kelley | (317) 297-2658 |
| Kansas City Chiefs | Bob Moore | (816) 924-9300 |
| Los Angeles Raiders | Al LoCasale | (213) 322-3451 |
| Los Angeles Rams | Rick Smith | (714) 535-7267 |
| Miami Dolphins | Harvey Greene | (305) 620-5000 |
| Minnesota Vikings | Dave Pelletier | (612) 828-6500 |
| New England Patriots | Mike Hanson | (508) 543-8200 |
| New Orleans Saints | Rusty Kasmiersky | (504) 733-0255 |
| New York Giants | Pat Hanlon | (201) 935-8111 |
| New York Jets | Frank Ramos | (516) 538-6600 |
| Philadelphia Eagles | Ron Howard | (215) 463-2500 |
| Phoenix Cardinals | Paul Jensen | (602) 967-1010 |
| Pittsburgh Steelers | Dan Edwards | (412) 323-1200 |
| San Diego Chargers | Bill Johnston | (619) 280-2111 |
| San Francisco 49ers | Rodney Knox | (408) 562-4949 |
| Seattle Seahawks | Gary Wright | (206) 827-9777 |
| Tampa Bay Buccaneers | Rick Odioso | (813) 870-2700 |
| Washington Redskins | Charlie Dayton | (703) 471-9100 |

IMPORTANT DATES IN 1993-94

| | |
|---------------------|---|
| Sun., July 18 | Rookies and veterans report to training camp — Platteville, WI |
| Sat., July 24 | Intrasquad scrimmage — Pioneer Stadium, Platteville (2:00 PM CT) |
| Sun., July 10 | Pre-season opener vs. Philadelphia Eagles — Philadelphia (7:00 PM CT) |
| Fri., Aug. 6 | Unsigned drafted rookies cannot be traded during the 1993 season |
| Tue., Aug. 24 | Roster cut to 60 (3:00 PM CT) |
| Mon., Aug. 30 | Roster cut to 47 (11:00 AM CT) |
| Tue., Aug. 31 | Clubs may increase roster to maximum of 53 (11:00 AM CT) |
| Sun., Sept. 5 | Regular season opener vs. NY Giants — Soldier Field (Noon CT) |
| Tue., Oct. 12 | Trade deadline (3:00 PM CT) |
| Tue., Oct. 26 | NFL Fall meeting — Chicago, O'Hare |
| Sun., Jan. 2, 1994 | Regular season closes at LA Rams — Anaheim (3:00 PM CT) |
| Jan. 8-9, 1994 | First Round Playoff games |
| Jan 15-16, 1994 | Second Round Playoff games |
| Sun., Jan 23, 1994 | Conference Championships |
| Sun., Jan. 30, 1994 | Super Bowl XXVIII — Atlanta, GA |
| Sun., Feb. 6, 1994 | Pro Bowl — Honolulu, HI |

1993 NFL PRE-SEASON SCHEDULE

| | | |
|---------------------|--|----------------|
| Friday, July 30 | Buffalo at Detroit..... | 6:30 PM |
| Saturday, July 31 | Hall of Fame Game: LA Raiders vs. Green Bay Packers (at Canton, OH)..... | 2:00 PM |
| | American Bowl: New Orleans vs. Philadelphia (at Tokyo)..... | 9:00 PM |
| Sunday, August 1 | Minnesota at Dallas..... | 7:00 PM |
| | American Bowl: Pittsburgh vs. San Francisco (at Barcelona)..... | Noon |
| Friday, August 6 | Miami at Atlanta..... | 6:30 PM |
| Saturday, August 7 | American Bowl: Buffalo vs. Minnesota (at Berlin)..... | Noon |
| | Denver at Tampa Bay..... | 6:30 PM |
| | Houston vs. New Orleans (at San Antonio)..... | 7:00 PM |
| | Indianapolis at Seattle..... | 8:00 PM |
| | Kansas City vs. Green Bay (at Milwaukee)..... | 7:00 PM |
| | Los Angeles Raiders vs. San Francisco (Stanford Stadium)..... | 3:00 PM |
| | Los Angeles Rams at Phoenix..... | 8:30 PM |
| | New England at San Diego..... | 8:00 PM |
| | New York Giants at Cincinnati..... | 6:30 PM |
| | New York Jets at Pittsburgh..... | 5:00 PM |
| Sunday, August 8 | American Bowl: Dallas vs. Detroit (at London)..... | 11:30 AM |
| | Chicago at Philadelphia..... | 7:00 PM |
| Monday, August 9 | Cleveland at Washington..... | 7:00 PM |
| Thursday, August 12 | Buffalo at Kansas City..... | 7:00 PM |
| Friday, August 13 | Philadelphia at New York Jets..... | 6:30 PM |
| Saturday, August 14 | Cincinnati at Indianapolis..... | 6:00 PM |
| | Los Angeles Raiders at Dallas..... | 8:00 PM |
| | New England vs. Cleveland (at Toronto)..... | 6:30 PM |
| | New Orleans vs. Green Bay (at Madison)..... | Noon |
| | Phoenix at Chicago..... | 7:00 PM |
| | Pittsburgh at New York Giants..... | 7:00 PM |
| | San Diego at Los Angeles Rams..... | 9:00 PM |
| | Seattle at Minnesota..... | 7:00 PM |
| | Tampa Bay at Atlanta..... | 6:30 PM |
| | Washington at Miami..... | 7:00 PM |
| Monday, August 16 | Detroit at Houston..... | 8:00 PM |
| | San Francisco at Denver..... | 7:00 PM |
| Friday, August 20 | Cincinnati at Detroit..... | 6:30 PM |
| | Green Bay at New England..... | 6:00 PM |
| | Los Angeles Raiders at Indianapolis..... | 6:00 PM |
| | Miami at Denver..... | 7:00 PM |
| Saturday, August 21 | Atlanta at Philadelphia..... | 6:30 PM |
| | Buffalo vs. Tampa Bay (at Orlando)..... | 6:00 PM |
| | Dallas vs. Houston (at San Antonio)..... | 1:30 PM |
| | Los Angeles Rams at Cleveland..... | 6:00 PM |
| | Minnesota at Kansas City..... | 7:00 PM |
| | New York Jets at New York Giants..... | 7:00 PM |
| | Phoenix at San Diego..... | 8:00 PM |
| | San Francisco at Seattle..... | 9:00 PM |
| Sunday, August 22 | Washington at Pittsburgh..... | 7:00 PM |
| Monday, August 23 | Chicago at New Orleans..... | 7:00 PM |
| Thursday, August 26 | Pittsburgh at Minnesota..... | 7:00 PM |
| Friday, August 27 | Atlanta at Buffalo..... | 6:30 PM |
| | Cleveland at Tampa Bay..... | 7:00 PM |
| | Dallas at Chicago..... | 8:00 PM |
| | Denver at Phoenix..... | 9:00 PM |
| | Detroit at New Orleans..... | 7:00 PM |
| | Indianapolis at Green Bay..... | 7:00 PM |
| | Kansas City at New England..... | 6:00 PM |
| | New York Jets at Washington..... | 7:00 PM |
| | Philadelphia at Cincinnati..... | 6:30 PM |
| Saturday, August 28 | Los Angeles Raiders at Los Angeles Rams..... | 8:00 PM |
| | New York Giants at Miami..... | 7:00 PM |
| | San Diego at San Francisco..... | 7:00 PM |
| | Seattle at Houston..... | 7:00 PM |

All times Chicago time

1993 NFL SCHEDULE

WEEK 1

Sunday, Sept. 5

Atlanta at Detroit, NOON
Cincinnati at Cleveland, NOON
Denver at New York Jets, NOON
Kansas City at Tampa Bay, NOON
LA Rams vs. Green Bay (Mil), NOON
Miami at Indianapolis, NOON
New England at Buffalo, NOON
Phoenix at Philadelphia, NOON
San Francisco at Pittsburgh, NOON
Minnesota at LA Raiders, 2 PM
NY Giants at Chicago, 3 PM
Seattle at San Diego, 2 PM
Houston at New Orleans, 3 PM

Monday, Sept. 6

Dallas at Washington, 8 PM

WEEK 2

Sunday, Sept. 12

Chicago at Minnesota, NOON
Tampa Bay at NY Giants, NOON
Detroit at New England, NOON
Indianapolis at Cincinnati, NOON
Kansas City at Houston, NOON
New Orleans at Atlanta, NOON
Philadelphia at Green Bay, NOON
Phoenix at Washington, NOON
NY Jets at Miami, 3 PM
Pittsburgh at LA Rams, 3 PM
San Diego at Denver, 3 PM
Buffalo at Dallas, 3 PM
LA Raiders at Seattle, 7 PM

Monday, Sept. 13

San Francisco at Cleveland, 8 PM

WEEK 3

No Game: Buffalo, Chicago, Green Bay, Indianapolis, Miami, Minnesota, NY Jets, Tampa Bay

Sunday, Sept. 19

Cincinnati at Pittsburgh, NOON
Detroit at New Orleans, NOON
LA Rams at NY Giants, NOON
Seattle at New England, NOON
Washington at Philadelphia, NOON
Atlanta at San Francisco, 3 PM
Cleveland at LA Raiders, 3 PM
Houston at San Diego, 3 PM
Dallas at Phoenix, 3 PM

Monday, Sept. 20

Denver at Kansas City, 8 PM

WEEK 4

No Game: Dallas, Denver, Kansas City, LA Raiders, NY Giants, Philadelphia, San Diego, Washington

Sunday, Sept. 26

Cleveland at Indianapolis, NOON
Green Bay at Minnesota, NOON
LA Rams at Houston, NOON
Miami at Buffalo, NOON
Phoenix at Detroit, NOON
Tampa Bay at Chicago, NOON
San Francisco at New Orleans, 3 PM
Seattle at Cincinnati, 3 PM
New England at NY Jets, 7 PM

Monday, Sept. 27

Pittsburgh at Atlanta, 8 PM

WEEK 5

No Game: Cincinnati, Cleveland, Houston, New England, Phoenix, Pittsburgh

Sunday, Oct. 3

Atlanta at Chicago, NOON
Detroit at Tampa Bay, NOON
Green Bay at Dallas, NOON
LA Raiders at Kansas City, NOON
Minnesota at San Francisco, 3 PM
New Orleans at LA Rams, 3 PM
Philadelphia at NY Jets, 3 PM
Indianapolis at Denver, 3 PM
San Diego at Seattle, 3 PM
NY Giants at Buffalo, 7 PM

Monday, Oct. 4

Washington at Miami, 8 PM

WEEK 6

No Game: Atlanta, Detroit, LA Rams, New Orleans, San Francisco, Seattle

Sunday, Oct. 10

Chicago at Philadelphia, NOON
Cincinnati at Kansas City, NOON
Dallas at Indianapolis, NOON
Miami at Cleveland, NOON
NY Giants at Washington, NOON
San Diego at Pittsburgh, NOON
Tampa Bay at Minnesota, NOON
NY Jets at LA Raiders, 3 PM
New England at Phoenix, 3 PM
Denver at Green Bay, 6:30 PM

Monday, Oct. 11

Houston at Buffalo, 8 PM

WEEK 7

No Game: Buffalo, Chicago, Green Bay, Indianapolis, Miami, Minnesota, NY Jets, Tampa Bay

Thursday, Oct. 14

LA Rams at Atlanta, 6:30 PM

Sunday, Oct. 17

Cleveland at Cincinnati, NOON
Houston at New England, NOON
New Orleans at Pittsburgh, NOON
Philadelphia at NY Giants, NOON
Seattle at Detroit, NOON
San Francisco at Dallas, 3 PM
Washington at Phoenix, 3 PM
Kansas City at San Diego, 3 PM

Monday, Oct. 18

LA Raiders at Denver, 8 PM

WEEK 8

No Game: Denver, Kansas City, LA Raiders, San Diego, Dallas, NY Giants, Philadelphia, Washington

Sunday, Oct. 24

Atlanta at New Orleans, NOON
Buffalo at NY Jets, NOON
Cincinnati at Houston, NOON
Green Bay at Tampa Bay, NOON
Pittsburgh at Cleveland, NOON
Detroit at LA Rams, 3 PM
New England at Seattle, 3 PM
Phoenix at San Francisco, 3 PM
Indianapolis at Miami, 6:30 PM

Monday, Oct. 25

Minnesota at Chicago, 8 PM

WEEK 9

No Game: Cincinnati, Cleveland, Houston, Pittsburgh

Sunday, Oct. 31

Chicago at Green Bay, NOON
Dallas at Philadelphia, NOON
Kansas City at Miami, NOON
New England at Indianapolis, NOON
NY Jets at NY Giants, NOON
Tampa Bay at Atlanta, NOON
LA Rams at San Francisco, 3 PM
New Orleans at Phoenix, 3 PM
San Diego at LA Raiders, 3 PM
Seattle at Denver, 3 PM
Detroit at Minnesota, 7 PM

Monday, Nov. 1

Washington at Buffalo, 8 PM

1993 NFL SCHEDULE

WEEK 10

No Game: Atlanta, LA Rams,
New Orleans, San Francisco

Sunday, Nov. 7

Buffalo at New England, NOON
Denver at Cleveland, NOON
NY Giants at Dallas, NOON
Pittsburgh at Cincinnati, NOON
San Diego at Minnesota, NOON
Seattle at Houston, NOON
Tampa Bay at Detroit, NOON
Philadelphia at Phoenix, 3 PM
LA Raiders at Chicago, 3 PM
Miami at NY Jets, 3 PM
Indianapolis at Washington, 7 PM

Monday, Nov. 8

Green Bay at Kansas City, 8 PM

WEEK 13

Thursday, Nov. 25

Chicago at Detroit, 11:30 AM
Miami at Dallas, 3 PM

Sunday, Nov. 28

Cleveland at Atlanta, NOON
LA Raiders at Cincinnati, NOON
New Orleans at Minnesota, NOON
Tampa Bay at Green Bay, NOON
NY Jets at New England, NOON
Philadelphia at Washington, NOON
Phoenix at NY Giants, 3 PM
Buffalo at Kansas City, 3 PM
San Francisco at LA Rams, 3 PM
Denver at Seattle, 3 PM
Pittsburgh at Houston, 7 PM

Monday, Nov. 29

San Diego at Indianapolis, 8 PM

WEEK 16

Saturday, Dec. 18

Denver at Chicago, 11:30 AM
Dallas at NY Jets, 3 PM

Sunday, Dec. 19

Atlanta at Washington, NOON
Buffalo at Miami, NOON
Houston at Pittsburgh, NOON
LA Rams at Cincinnati, NOON
Minnesota vs. Green Bay (Mil), NOON
New England at Cleveland, NOON
Phoenix at Seattle, 3 PM
San Diego at Kansas City, 3 PM
San Francisco at Detroit, 3 PM
Tampa Bay at LA Raiders, 3 PM
Philadelphia at Indianapolis, 7 PM

Monday, Dec. 20

NY Giants at New Orleans, 8 PM

WEEK 11

No Game: Detroit, New England
Sunday, Nov. 14

Green Bay at New Orleans, NOON
Houston at Cincinnati, NOON
Miami at Philadelphia, NOON
Phoenix at Dallas, NOON
San Francisco at Tampa Bay, NOON
Washington at NY Giants, NOON
Atlanta at LA Rams, 3 PM
Cleveland at Seattle, 3 PM
Kansas City at LA Raiders, 3 PM
Minnesota at Denver, 3 PM
NY Jets at Indianapolis, 3 PM
Chicago at San Diego, 7 PM

Monday, Nov. 15

Buffalo at Pittsburgh, 8 PM

WEEK 14

Sunday, Dec. 5

Atlanta at Houston, NOON
Green Bay at Chicago, NOON
Indianapolis at NY Jets, NOON
LA Raiders at Buffalo, NOON
Minnesota at Detroit, NOON
New England at Pittsburgh, NOON
New Orleans at Cleveland, NOON
Washington at Tampa Bay, NOON
Denver at San Diego, 3 PM
Kansas City at Seattle, 3 PM
LA Rams at Phoenix, 3 PM
NY Giants at Miami, 3 PM
Cincinnati at San Francisco, 7 PM

Monday, Dec. 6

Philadelphia at Dallas, 8 PM

WEEK 17

Saturday, Dec. 25

Houston at San Francisco, 4:30 PM
Sunday, Dec. 26

Atlanta at Cincinnati, NOON
Detroit at Chicago, NOON
Indianapolis at New England, NOON
LA Raiders at Green Bay, NOON
NY Jets at Buffalo, NOON
New Orleans at Philadelphia, NOON
NY Giants at Phoenix, 3 PM
Cleveland at LA Rams, 3 PM
Pittsburgh at Seattle, 3 PM
Tampa Bay at Denver, 3 PM
Washington at Dallas, 3 PM
Kansas City at Minnesota, 7 PM

Monday, Dec. 27

Miami at San Diego, 8 PM

WEEK 12

No Game: Phoenix, Seattle
Sunday, Nov. 21

Chicago at Kansas City, NOON
Cincinnati at NY Jets, NOON
Dallas at Atlanta, NOON
Detroit vs. Green Bay (Mil), NOON
Houston at Cleveland, NOON
Indianapolis at Buffalo, NOON
New England at Miami, NOON
NY Giants at Philadelphia, 3 PM
LA Raiders at San Diego, 3 PM
Pittsburgh at Denver, 3 PM
Washington at LA Rams, 3 PM
Minnesota at Tampa Bay, 7 PM

Monday, Nov. 22

New Orleans at San Francisco, 8 PM

WEEK 15

Saturday, Dec. 11

NY Jets at Washington, 11:30 AM
San Francisco at Atlanta, 3 PM

Sunday, Dec. 12

Buffalo at Philadelphia, NOON
Chicago at Tampa Bay, NOON
Cincinnati at New England, NOON
Cleveland at Houston, NOON
Indianapolis at NY Giants, NOON
LA Rams at New Orleans, NOON
Seattle at LA Raiders, 3 PM
Kansas City at Denver, 3 PM
Dallas at Minnesota, 3 PM
Detroit at Phoenix, 3 PM
Green Bay at San Diego, 7 PM

Monday, Dec. 13

Pittsburgh at Miami, 8 PM

WEEK 18

Friday, Dec. 31

Minnesota at Washington, 3 PM

Sunday, Jan. 2

Buffalo at Indianapolis, NOON
Cleveland at Pittsburgh, NOON
Dallas at NY Giants, NOON
Green Bay at Detroit, NOON
Miami at New England, NOON
Phoenix at Atlanta, NOON
Seattle at Kansas City, NOON
Chicago at LA Rams, 3 PM
Cincinnati at New Orleans, 3 PM
Denver at LA Raiders, 3 PM
San Diego at Tampa Bay, 3 PM
NY Jets at Houston, 7 PM

Monday, Jan. 3

Philadelphia at San Francisco, 8 PM

MEDIA INFORMATION

CREDENTIALS: News media representatives who have not been issued season press credentials should request single game credentials in advance by writing or calling Bryan Harlan, Director of Public Relations, Halas Hall, 250 N. Washington Road, Lake Forest, IL 60045. (708) 295-6600. Credentials will be left at the PRESS WILL CALL window located at Gate 17 on the west side of the stadium. WILL CALL opens three hours before kickoff. Space is extremely limited in the Soldier Field Press Box, so guests are NOT permitted and credentials are limited to working press only.

PHOTOGRAPHERS: Sideline credentials for field photographers are issued by the Bears' PR department. Space limitations make it impossible to accredit free lance photographers who are not on specific assignment by a recognized sports or news publication. Sideline credentials must be reserved five days before the game and can be picked up at Gate 17.

PARKING: Media parking is limited at Soldier Field. Applications must be made in writing on company letterhead to Bryan Harlan.

TELEPHONES: The Bears cooperate with the Pro Football Writers Association telephone co-op system for copy transmission. Media outlets not participating in the PFWA system should make their own arrangements for dedicated phone service. To order phones in the Soldier Field Press Box call: Sally King at Illinois Bell (312) 750-2344.

TO SOLDIER FIELD FROM O'HARE AIRPORT: Take Kennedy Expressway to Congress Street. Exit East to Columbus Drive. Go right (south) on Columbus until it feeds into Lake Shore Drive South. Soldier Field will be on left. Entrance to parking is at south end of field (Waldron Drive).

FROM SOLDIER FIELD TO O'HARE AIRPORT: Take Lake Shore Drive South to I-55 (on right). Take I-55 to I-90/94. Exit North to Wisconsin. Follow signs to O'Hare.

DIRECTIONS OUT OF PRESS BOX AFTER GAME: Take press box elevator to first level concourse inside stadium; follow inside concourse to south end of stadium. Exit at Gate O. All taxi cabs are instructed to pick up at Gate O.

POST-GAME TRANSPORTATION: Please advise Bears' PR personnel as soon as possible should you require post-game transportation. Phone: (312) TAXI-CAB (829-4222).

BEARS PR TELEPHONE NUMBERS:

| Office: (708) 295-6600 | Office Extensions | Home |
|------------------------|-------------------|----------------|
| Bryan Harlan | 219 | (312) 975-8082 |
| John Bostrom | 221 | (708) 398-0123 |
| Doug Green | 259 | (708) 295-1116 |

CHICAGO BEARS' 1993 ROAD HEADQUARTERS

| | | |
|---------------------------------------|-------------------------|----------------|
| Philadelphia (pre and regular season) | Cherry Hill Hyatt | (609) 662-1234 |
| New Orleans (pre-season) | Westin Canal Place | (504) 566-7006 |
| Minnesota | Minneapolis Hilton | (612) 331-1900 |
| Green Bay | Paper Valley | (414) 733-8000 |
| San Diego | Marriott Mission Valley | (619) 692-3800 |
| Kansas City | Adam's Mark | (816) 737-0200 |
| Detroit | Hilton Suites | (313) 334-2222 |
| Tampa Bay | Radisson Bay Harbor Inn | (813) 281-8900 |
| Los Angeles Rams | Doubletree | (714) 634-4500 |

1993 BEARS SCHEDULE



PRE-SEASON

| Date | Opponent | Time* | TV |
|---------------|------------------------|---------|------------|
| Sun., Aug. 8 | at Philadelphia Eagles | 7:00 PM | TNT SPORTS |
| Sat., Aug. 14 | PHOENIX CARDINALS | 7:00 PM | WMAQ-TV |
| Mon., Aug. 23 | at New Orleans Saints | 7:00 PM | VIIA |
| Fri., Aug. 27 | DALLAS COWBOYS | 8:00 PM | WMAQ-TV |

REGULAR SEASON

| Date | Opponent | Time* | TV |
|-------------------|-------------------------|----------|------------|
| Sun., Sept. 5 | NEW YORK GIANTS | 3:00 PM | CBSSPORTS |
| Sun., Sept. 12 | at Minnesota Vikings | Noon | CBSSPORTS |
| Sun., Sept. 19 | Bye Week | | |
| Sun., Sept. 26 | TAMPA BAY BUCCANEERS | Noon | CBSSPORTS |
| Sun., Oct. 3 | ATLANTA FALCONS | Noon | CBSSPORTS |
| Sun., Oct. 10 | at Philadelphia Eagles | Noon | CBSSPORTS |
| Sun., Oct. 17 | Bye Week | | |
| Mon., Oct. 25 | MINNESOTA VIKINGS | 8:00 PM | VIIA |
| Sun., Oct. 31 | at Green Bay Packers | Noon | CBSSPORTS |
| Sun., Nov. 7 | LOS ANGELES RAIDERS | 3:00 PM | NBC SPORTS |
| Sun., Nov. 14 | at San Diego Chargers | 7:00 PM | ESPN |
| Sun., Nov. 21 | at Kansas City Chiefs | Noon | CBSSPORTS |
| Thur., Nov. 25 | at Detroit Lions | 11:30 AM | CBSSPORTS |
| Sun., Dec. 5 | GREEN BAY PACKERS | Noon | CBSSPORTS |
| Sun., Dec. 12 | at Tampa Bay Buccaneers | Noon | CBSSPORTS |
| Sat., Dec. 18 | DENVER BRONCOS | 11:30 AM | NBC SPORTS |
| Sun., Dec. 26 | DETROIT LIONS | Noon | CBSSPORTS |
| Sun., Jan. 2, '94 | at Los Angeles Rams | 3:00 PM | CBSSPORTS |

*Chicago time; HOME TEAM IN CAPS

BEARS
MEDIA
GUIDE



This space is provided for a sticker
of the Bears Opening Day roster

MEDIA — You will receive the
sticker in the mailing with the
September 6 press release.

SEASON TICKET

HOLDERS & FANS — A
limited number of stickers will be
available by sending a self-
addressed-stamped envelope to:

BEARS STICKER SCHEDULE
250 N. WASHINGTON ROAD
LAKE FOREST, IL 60045

WHAT TO LOOK FOR IN 1993

1. **Bears** playing their 1,000th game (including playoffs). When the Falcons come to Soldier Field in Week 4, the game will be the 1,000th, most of any NFL team. In their first 996, the Bears have a 579-375-42 record.
2. **Bears** improving on their September record when they are 25-5 over the past nine seasons.
3. **Bears** winning their 10th straight season opener. By averaging over 27 points, Chicago has won their last nine openers, the longest current streak in the NFL.
4. **Bears** making their first appearance in Kansas City since 1981. Since that time Chicago has played in all the other NFL cities.
5. **Bears** traveling to San Diego where they have never won in three previous appearances (1974, '78, and '84).
6. **Bears** playing on Thanksgiving for the second time in three years. The Bears hold a 7-7 mark on Turkey Day, last winning in 1980.
7. **Dave Wannstedt** beginning his tenure as the Bears 11th head coach.
8. **Neal Anderson** becoming the Bears number 2 all-time rusher. Anderson currently is in third place with 5,520 yards — just 156 behind Rick Casares.
9. **Neal Anderson** continuing his climb up the Bears reception ladder. Anderson is currently in fourth place with 271 catches and needs 46 to move into third place.
10. **Kevin Butler** adding to his total of 813 points, the most in Bears history. Butler also holds club records in field goals, FG attempts, FG percentage, 50-yard FGs, PATs, and PAT attempts.
11. **Wendell Davis** extending his streak of a reception in 21 straight games, longest on the club. Davis has led the team in both receptions and catches each of the last two years.
12. **Richard Dent** increasing his career sack total of 112.0 which is the best in Bear history and third among active sackers behind only Lawrence Taylor (126.5) and Reggie White (124.0).
13. **Chris Gardocki** improving on his 42.9 yard average, best by a Bear in 25 years.
14. **Jim Harbaugh** becoming the Bears all-time leader in attempts and completions. Harbaugh needs 311 attempts and 82 completions to surpass Sid Luckman's marks of 1,744 and 904.
15. **Steve McMichael** playing in the first 12 games to pass Walter Payton' 186 consecutive games played. He is also in reach of Payton's Bear record of 190 games played (McMichael would need to play in all 16 games this year).
16. **Tom Thayer** increasing his 124 consecutive games played string, the longest of any current offensive Bear.
17. **Keith Van Horne** adding to his 166 starts, the third highest total by a Bear. With seven starts, Van Horne would move into second Payton's 184.
18. **Donnell Woolford** becoming the first Bear since 1971-72 to lead the team outright in interceptions for two consecutive years. Woolford had seven picks in 1992 including four in the last three games.



UNITED AIRLINES

The Official Airline of the Chicago Bears

A dynamic, high-contrast black and white photograph of a red Coca-Cola can splashing into water. The can is tilted, and a large splash of water is erupting from the top and bottom. The can's iconic white script logo is prominent, with a white ribbon graphic. The word "CLASSIC" is printed vertically in white capital letters on the right side of the can. A small "Trade-mark ®" is visible near the bottom of the script logo. The background is dark, making the red can and white text stand out.

Coca-Cola

Trade-mark ®

CLASSIC

ALWAYS GRAB
A COLD ONE.



© 1993 The Coca-Cola Company. "Coca-Cola," the Dynamic Ribbon device and the Contour Bottle design are registered trademarks of The Coca-Cola Company.