




CHICAGO BEARS

2003 media guide



SOLDIER FIELD

INAUGURAL SEASON
2003



Dedicated to the memory of
Edward W. McCaskey
1919-2003

When Ed McCaskey died in April, it seemed like we lost our voice. And a grand baritone it was.

No one sings in the hall anymore. No one laughs like he did, or puts a firm hand on a rookie's shoulder and looks him in the eye when they meet quite like he did. He enjoyed meeting the rooks and they knew it.

Ed loved his family, he loved the Bears, and he loved that he was able to entertain so many people.

So did we.



More publications available at:

www.retroseasons.com/library/

100-yard Receiving Games	236-238	2003 Draft Picks	133
100-yard Rushing Games	233-235	2003 Offseason Transactions	78
300-yard Passing Games	239	2003 Road Headquarters	352
2002 Bears Final Statistics	154-157	Air Miles	192
2002 Final NFL Standings	166	All Tied Up	325
2002 Game Summaries	158-165	All-Time Practice Squad	278
Angelo, Jerry	7	Attendance Records	22
Annual Leaders	223-232	Bears of All Ages	23
Assistant Coaches, all-time	268	Bears Birthdays (in season)	228
Assistant Coaches Bios	11-24	Bears Care Grant Recipients	349
Attendance	222	Bears Head Coaches	8
Bears Care	348-349	Bears Headquarters	2
Bears Share	343	Bears in the Rankings	213
Board of Directors	2	Bears vs. Super Bowl Winners	268
Career Coaching Records	8, 205	Bears Winning/Losing Streaks	200
Career Statistical Leaders	205-208	Blown Leads	230
Career Statistics of Active Bears	151	Chicago Bears Fight Song	3
Community Relations	346-347	chicagobears.com	343
Directory, Bears Staff	2-3	Cold Weather Games (Brrrrr)	224
Drafts (All-time)	241-248	Come-From-Behind Wins	229
Draftee Bios '03	128-139	Contract Expiration	227
First-Round Picks, All-Time	240	December Road Woes	139
Football Staff Bios	25-26	Defensive Line Sacks	14
Halas, George S.	214	Directions to Halas Hall	13
Halas Jr., George, ("Mugs")	215	Divisional Challenge	319
Hall of Famers	216-221	Fan Convention	32
History	4-5, 210-213	Fresh Starters	91
How The '03 Bears Were Built	152	First-Time Bears	57
Important Dates for 2003-2004	350	Formula for QB Rating	99
Individual Records, Bears	172-181	Franchise Moves	322
Individual Records, Opponents	182-183	Free Agent Signings	15
Jauron, Head Coach Dick	8-10	Fumble Recoveries	181
Jersey Numbers, All-Time	249-256	Future Super Bowls	12
Last Time, The	168-170	Ground Gain	187
McCaskey, Ed	Inside front cover	Halas Hall	126
Media Information	352	Hall of Famers by Franchise	221
Memorial Stadium (Champaign)	331-332	Instant Replay's Players	137
Monday Night Football	327	International Games	271
Overtime Games	329	Internet Access	279
Payton, Walter	215	Junior Bears	248
Personnel Bios	25	Kickoff Weekend Wins	189
Phillips, Ted	6	Leading Tacklers	120
Phone Numbers, NFL and PR	350	Linebacker Sacks	20
Play-by-Play Announcers	342	Long-Range Bomber	191
Players with Pro Experience Bios	140-144	Longest Plays at Soldier Field	183
Postseason Records	201-204	Most-Watched TV Programs...Ever	274
Postseason Results	274	NFC North Future Opponents	155
Preseason Results (Bears all-time)	269-273	NFC North Standings	223
Preseason Schedule (NFL 2003)	351	NFL Europe League	236
Pro Bowlers	328-329	NFL Realignment	37
Quarterback Ratings (Bears' best)	206	Naming the Bears	4
Radio Affiliates ("Bears Radio Network")	343	Offensive Line Growth	16
Records—Versus Extinct Franchises	325	Opening Day Rookie Starters	74
Records—Versus Active Teams	326	Pacesetters	94
Results—Regular season, all-time	275-316	Piccolo Award	41
Results—Team-by-team ("Bears vs. NFL")	317-324	Playoff Appearances	26
Road Trip Hotels / Headquarters	352	Playoff Payouts	24
Rookie Records	171	Punt Club	190
Roster, 2003	149-150	Quarterback by Committee	225
Roster, All-time	257-267	Records on Artificial Turf	72
Schedule, 2003 (NFL)	Inside back cover	Retired Numbers	250
Schedule, Bears 2003	Inside back cover	Rookie Starters	70
Season stats, 1965-2002	279-316	Rules of Instant Replay	110
Soldier Field	333-340	Shutouts	170
Staff photos	27-32	State of the Bears	195
Team Records — Defense	193-200	Strike Games	35
Team Records — Offense	184-192	Thanksgiving Day Games	231
Television and Radio Shows	344	Top Bears Victories/Defeats	265
Training Camp	330	Top Picks	80
Undrafted Free Agents 2003 bios	144-148	Top Universities	65
Veteran Bios	34-127	Tops in Victories	61
INFORMATION BOXES:		Train Rolls On	21
40 Rushes vs. 40 Passes	234	Undrafted Free Agents	144
2002 Individual 20-Yard Pass Play Leaders	19	Uniform, History of Bears	267
2002 Season Awards	18	Walter Payton Man of the Year Award	136
2002 Quarter-by-Quarter Scoring	64	Wrigley Record	280-281

2003 Chicago Bears

Board of Directors / Club Directory



Michael McCaskey
Chairman of the Board




Virginia McCaskey
Secretary




Ted Phillips
President and CEO



Ed McCaskey, Jr.
Member



Andrew McKenna
Member



Pat Ryan
Member

MANAGEMENT / ADMINISTRATION

President and CEO	Ted Phillips
General Manager	Jerry Angelo
Director of Administration	Bill McGrane
Vice President	Tim McGrane
Director of Special Projects	Pat McCaskey
Director of Business Development	Brian McCaskey
Bears Care President	Nancy McCaskey
Executive Administrative Assistants	Ann Quint, Dianne Shabat
Administration Assistant	Geoff Bunzol
Business Development Assistant	Dan Yuska

TICKETS

Director of Ticket Operations	George H. McCaskey
Assistant Director	Kendra Lindborg
Customer Service Reps.	Bill Collingbourne, Krista Fortman, Jennifer Kuehn, Lee Twarling, Mike Vanderploeg

ACCOUNTING

Chief Financial Officer	Karen Murphy
Controller	Jake Jones
Accounting Assistant	Lorelei Potts
Accounting Assistant	Marika Moore
Assistant to the CFO	Brit Bending

BEARS HEADQUARTERS

Halas Hall at Conway Park
1000 Football Drive
Lake Forest, IL 60045
847 / 295-6600

www.chicagobears.com

The Chicago Bears 2003 Media Guide was produced by the Bears' Public Relations Department. Staff and player photos by Bill Smith and Joe Oliver. Cover design by John Conroy. Special thanks to Ed Kozak and Doug Colletti. Printed by Commercial Lithographers, Inc., Bensenville, Ill. (630/860-5444).

2003 Chicago Bears

Club Directory

MARKETING OPERATIONS

Chief Marketing Officer Dave Greeley
Marketing Operations Assistant Katie Nagle

Broadcasting & Production

Director Greg Miller
Coordinating Producer Jim Padgett

Community Relations

Director John Bostrom
Manager Caroline Guip
Bears Care Program Coordinator Jennifer Weber
Community Relations Assistant Jessica Kies

Corporate Sales & Service

Director Elliot Bell
Director of Corporate Partnerships Avery Robbins
Manager of Corporate Sales Dave Eck
Client Services Manager Stacey Larsen
Client Services Coordinator Rebecca Coffey
Corporate Sales Manager Dana Dressler
Corporate Sales Manager Bill Hawker

Marketing-Communications

Director Linda Connors
Manager Julie Holz
Manager of Creative Services John Conroy
Senior Web Writer Larry Mayer
Marketing Assistant Mike White
Marketing Assistant Mandy Sowa

Stadium Sales & Services

Director Jeff Morander
Manager Adam Kellner
Fan Services Manager Bob Laskowski
Suite Sales & Services Manager Allison Gay
Stadium Sales Assistant Adam O'Reilly

PUBLIC RELATIONS

Director Scott Hagel
Assistant Director Jim Christman
Media Coordinator Roger Hacker
Public Relations Assistant Sharon Lehner

COMPUTERS

Director of Football Systems Technology Brian Wright
Information Systems Manager Karl Pierburg
Network/Systems Specialist Brent Johnson

OFFICE STAFF

Administration Clyde Emrich
Administration Rich McCaskey
Receptionist Jennifer Walden
Stadium Operations Bryan Pett
Stadium Consultant Ann Carey
Building Maintenance Gil Lopez
Security Rudy Komin
Security Rich Slusser

COACHING STAFF

Head Coach Dick Jauron
Defensive Coordinator Greg Blache
Offensive Coordinator John Shoop
Defensive Backs Vance Bedford
Defensive Line Larry Brooks
Assistant Assistant Pete Carmichael
Assistant Defensive Line Richard Dent
Tight Ends Pat Flaherty
Wide Receivers Todd Haley
Linebackers Gary Moeller
Running Backs Earle Mosley
Quarterbacks Greg Olson
Special Teams Mike Sweetman
Offensive Line Bob Wylie
Offensive Quality Control Charlie Coiner
Defensive Quality Control/Defensive Backs & Special Teams Assistant Chuck Bulough
Assistant to the Head Coach Barb Allen
Assistant to Offense and Special Teams Beverly Bartley

PLAYER PERSONNEL

Director of College Scouting Greg Gabriel
Director of Pro Personnel Bobby DePaul
Assistant Director of Pro Personnel Morocco Brown
Director of Player Contracts & Legal Affairs Cliff Stein
Area Scouts Marty Barrett, Chris Ballard,
Phil Emery, Pat Roberts, Jeff Shiver, Ted Monago
College and Pro Scout Kevin Turks
Assistant to the General Manager Robyn Wilkey

FOOTBALL OPERATIONS

Physical Development Coordinator Russ Riederer
Asst. Physical Development Steve Little
Head Athletic Trainer Tim Bream
Assistant Athletic Trainer Reggie Barnes
Assistant Athletic Trainer Chris Hanks
Director of Rehabilitation Bobby Slater
Equipment Manager Tony Medlin
Assistant Equipment Managers Carl Piekarski
Kenico Hines
Head Groundskeeper Ken Mrock
Assistant Head Groundskeeper John Berta
Groundskeeper Assistant Joe Krajniak
Director of Player Development Dwayne Joseph
Director of Video Services Dean Pope
Assistant Video Director Dave Hendrickson
Video Assistant Dan Tuohy
Consulting Orthopaedists Mark Bowen,
Gordon Nuber
Consulting Internists Michael Ankin,
Howard Katz, Jerry Osher

CHICAGO BEARS FIGHT SONG

The Chicago Bears fight song, *Bear Down, Chicago Bears*, was introduced in 1941. Though Jerry Downs is listed as the composer, it actually is a pseudonym for Al Hoffman (who also wrote the words and music for the song *If I Knew You Were Coming, I'd Have Baked a Cake*).

Hoffman's words for the Bears' fight song:

*Bear down, Chicago Bears, make every play clear the way to victory;
Bear down, Chicago Bears, put up a fight with a might so fearlessly.
We'll never forget the way you thrilled the nation with your T-formation.
Bear down, Chicago Bears, and let them know why you're wearing the crown.
You're the pride and joy of Illinois, Chicago Bears, bear down.*

2003 Chicago Bears

By the Decade

One of the world's most storied professional sports franchises, the Chicago Bears were established in 1920 as George Halas founded professional football with representatives from 12 other clubs in Canton, Ohio. Halas was not only the team's founder but served as head coach for 40 years, and was active with the Bears until his death in 1983. The franchise has won nine world championships, six of those coming between 1932-46, and in 1997 became the first club in NFL annals to notch its 600th victory. The team has participated in the playoffs 23 times, and sent 26 players, one coach, and one general manager to the Pro Football Hall of Fame, the most of any team.

A native Chicagoan, Halas was a three-sport letterman at the University of Illinois. He joined the Navy after graduation before playing right field for the New York Yankees. A hip injury ended his baseball career and Halas moved to Decatur to work for a corn products firm owned by A.E. Staley, who sponsored a semi-pro baseball team and later commissioned Halas to organize an independent football team. One year later, Staley gave Halas the club and Halas made Dutch Sternaman his partner. Halas was a player-coach from 1920-29 and was named to the NFL all-pro squad of the 1920s. He holds three NFL coaching records and four Bears coaching records. Halas' 324 coaching victories was broken in 1994 by Don Shula of the Miami Dolphins. Halas led the Bears to six world championships — his first and last separated by 42 years (1921 and 1963). (See page 204 for more on George S. Halas.)

1920s: George Halas founded pro football and the Decatur Staleys in 1920 and set membership at \$100 per club. The Staleys posted a 10-1-2 record in that inaugural season as each player earned \$1,900 for the season. The Bears won their first title the next season (1921) with a 9-1-1 mark and went on to post winning records in all but one season in the entire decade (1929: 4-9-2). The first major signing took place in 1925 when the Bears signed Red Grange to a contract. Halas then took Grange and the Bears on a coast-to-coast barnstorming tour in which the club played 16 games in nine weeks. The first game of that stretch was played before 36,000 at the team's home site, Wrigley Field.

1930s: Halas left the coaching ranks in 1930 and Ralph Jones led the club to a 24-10-7 record from 1930-32. The Bears won the 1932 championship before 11,198 fans at Chicago Stadium. The franchise lost \$18,000 that season and Sternaman sold his half of the club to Halas. The 1933 season marked Halas' return to coaching and the beginning of the "modern" National Football League. The Bears beat the Giants 23-21 in the NFL's first championship game that year. The Bears advanced to the NFL title game twice more in the 30's, but fell to the Giants in 1934 and the Redskins in 1937.

1940s: The decade began with another NFL title as the Bears buried the Washington Redskins, 73-0, as ten different players scored while Chicago unveiled the T-formation. Halas left for war duties in the middle of the 1942 season. The team continued winning, but lost the title game in Washington, 14-6. Luke Johnsos and Hunk Anderson co-coached the wartime Bears the next three seasons. In 1943, the Bears beat Washington 41-21 at Wrigley Field in the NFL title game. Halas returned in 1946 and the Bears won the title again — defeating the Giants, 24-14, before a NFL-record crowd of 58,346 in the Polo Grounds.

1950s: The Bears began the decade with a title run, but lost to the Rams in the 1950 Western Division title game, 24-14. Paddy Driscoll replaced Halas as coach in 1956 and the Bears lost to the Giants in the NFL Championship game at Yankee Stadium. Halas returned for his final stint as head coach in 1958.

NAMING THE BEARS

George Halas originally named the team the Decatur Staleys after A.E. Staley, a starch manufacturer and enthusiastic sports fan who sponsored a semi-pro team and commissioned Halas to organize the new squad.

One year later, trying to match the profitability of Chicago's baseball games, Staley asked Halas if he would take the team off Staley's hands and move it to Chicago for \$5,000, while keeping the name Staleys for another year. With the help of legendary baseball pioneer Bill Veeck and William Wrigley, Halas soon acquired a lease to play at Wrigley Field.

When Halas' obligation to Staley terminated in 1922, he considered re-naming the team the Chicago Cubs out of respect for Veeck and Wrigley who, according to Halas in his biography, "had been such a great help."

But, as Halas continued, "I noted football players are much bigger players than baseball players, so if baseball players are cubs, then football players must be bears!"

On January 28, 1922, the franchise was re-named the Chicago Bears.

The team colors have always been blue and orange after those of Halas' alma mater, the University of Illinois. Halas lettered in football, basketball, and baseball for the Fighting Illini, and is honored as one of U of I's most distinguished alumni in the Illini Union in Champaign-Urbana.

2003 Chicago Bears

By the Decade

1960s: The Bears won their final title under Halas in 1963, beating the NY Giants, 14-10, at Wrigley Field. A new era was signaled in 1965 when the club drafted Dick Butkus and Gale Sayers in the first round of the college draft. Sayers set a NFL record with 22 TDs as a rookie, including six in a single game against the 49ers. Prior to the 1968 season, Halas retired from coaching after 40 seasons and a 324-151-31 record.

Ed McCaskey was named team's vice-president and treasurer in 1967, a position he held for 17 years before being named Chairman of the Board in 1983 and eventually Chairman Emeritus in 1999. Ed spearheaded the club's civic activities for many years and attends NFL meetings. Among his many civic contributions on behalf of the Bears was guiding the Brian Piccolo Fund from its inception in 1970 to 1987, raising millions of dollars for cancer research.

1970s: The Bears played their final season in Wrigley Field in 1970 before moving to Soldier Field. In the same year, Halas was elected president of the NFC as the NFL and AFL merged. In 1974, Jim Finks joined the Bears as General Manager. Finks named Jack Pardee, the first non-Bear in such a position, as head coach replacing Abe Gibrone. In 1975, the Bears moved their training camp to Lake Forest after spending 31 years in Rensselaer, Indiana; and Walter Payton was the club's first-round draft choice. After a 14-year hiatus the Bears returned to the playoffs in 1977, winning their final six games to finish 9-5. The Bears again made the playoffs in 1979 under head coach Neill Armstrong. Chicago lost in the opening round in both 1977 and 1979. The organization suffered a major loss at end of the decade when team president George "Mugs" Halas, Jr. died at 54. Mugs joined the Bears front office in 1950, was named treasurer in 1953, and became president of the club in 1963. (See page 205 for more on "Mugs" Halas.)

1980s: Armstrong's tenure ended in 1982 and he was replaced by Dallas Cowboys' assistant Mike Ditka, a Bears tight end from 1961-66. In 1983, Jim Finks resigned and George Halas died at age 88. Michael McCaskey, the oldest son of Ed and Virginia McCaskey and the grandson of George Halas, became the third president in club history.

McCaskey was a business school professor and operated a consulting company in Boston before joining the Bears. In his 15 seasons as club president, the Bears posted nine winning seasons, made three trips to the NFC title game and won Super Bowl XX. McCaskey has served stints on the Finance, Long Range Planning, Stadium, and NFL Properties Executive committees during his tenure.

The Bears returned to the NFL elite in 1984. They advanced to the NFC Championship game (losing to San Francisco) and Walter Payton broke Jim Brown's all-time NFL rushing record. The loss in the '84 title game set the stage for the 1985 season in which the Bears posted shutouts in both playoff games before ripping the Patriots, 46-10, in Super Bowl XX. The Bears won the NFC Central division each of the next three seasons, but could never get past the NFC title game. Payton's jersey was retired following the '87 season.

1990s: The Bears made playoff appearances in 1990 and 1991. The 1992 season was marked by the retirement of Mike Singletary, the end of the Mike Ditka era and Kevin Butler becoming the club's all-time scoring leader. Dave Wannstedt was named the 11th coach in team history in 1993 and led the Bears to back-to-back winning seasons in 1994 and 1995. The uniform numbers of Dick Butkus (51) and Gale Sayers (40) were retired in 1994. The team moved into its new headquarters, Halas Hall at Conway Park, on March 3, 1997. The Bears became the first franchise in NFL history to win 600 games; number 600 was a 13-7 win over Tampa Bay at Soldier Field (11-23-97). On August 1, 1998, Mike Singletary became the 25th Bear inducted into the NFL Hall-of-Fame, the most of any franchise. Dick Jauron became the 12th head coach in Bears history on January 24, 1999. Two weeks later the Bears reshuffled the front office by naming Ted Phillips President and CEO, Michael McCaskey Chairman of the Board, and Ed McCaskey Chairman Emeritus. Chicago mourned the passing of legendary running back Walter Payton on November 1, 1999 as he lost his battle with a rare liver disease. The Bears named their indoor practice facility the "Walter Payton Center" in his honor the following spring.

2000s: The Bears won the NFC Central in 2001, the final year of the division, and also accomplished one of their greatest off-field achievements with the approval of the lakefront improvement plan which ended the Bears 44-year stadium effort on Jan. 5, 2001, with a new stadium set to open in 2003 built within the historic colonnades at Soldier Field. Demolition of the old Soldier Field began following a playoff loss to Philadelphia on Jan. 19, 2002. With expansion of the League to 32 teams in 2002 with the addition of the Houston Texans, the AFC and NFC each aligned to four divisions of four teams with Tampa Bay moving into the newly created NFC South leaving traditional rivals Chicago, Green Bay, Detroit and Minnesota in the NFC North. 2002 also marked a year of change as the Bears moved their training camp home from Platteville, Wis., which had hosted the summer training camp for 18 years, to Olivet Nazarene University in Bourbonnais, just 60 miles south of Chicago. The Bears also played all of their home games during the 2002 season at Memorial Stadium in Champaign while the new stadium at Soldier Field was being constructed. Defensive end/tackle Dan Hampton was the 26th Bear to be inducted into the Pro Football Hall of Fame on Aug. 3, 2002.

2003 Chicago Bears

Management



TED PHILLIPS
President and CEO



Chicago Bears fans have waited over 40 years for a stadium built for football. When Bears President and CEO Ted Phillips assumed his current post in 1999 he envisioned a new stadium with the amenities and atmosphere the NFL's best fans craved. Tradition would not be sacrificed in the process. The stadium would continue to be open-air to ensure Bear Weather remained a home field advantage. It would stay on the lakefront where over 30 years of Bears legends have left their mark on Chicago. And it would continue to be called Soldier Field. In 2003, the vision becomes a reality as the doors to new Soldier Field open for the next era of Bears football.

Bears team founder George Halas began the search for a new stadium and Phillips ended the hunt playing a lead role in the City of Chicago's Lakefront Redevelopment Plan, featuring 17 acres of new parkland, an underground parking structure and a new stadium within the historic

confines of Soldier Field. Phillips helped negotiate a public/private partnership winning approval from the State and City in November of 2000 and March of 2001. Demolition started immediately following the team's final game in January of 2002, beginning an aggressive 20-month construction schedule. In order to ensure the great traditions of Chicago football continue at the new stadium, the design includes tailgating areas, retaining the historic south wall, renewed public access to the colonnades and plenty of surrounding parkland for enhanced pre- and post-game activities.

Under Phillips' leadership, the Bears completed an agreement with the University of Illinois to play all 2002 home games and 2003 preseason home games at Memorial Stadium during the construction of Soldier Field. The move returned the team to the site where Papa Bear Halas attended college and played football in addition to bringing Bears football to thousands of fans across central and southern Illinois. The team averaged over 60,000 fans a game over the 10-game home schedule in 2002, allowing many to experience Bears football in person for the first time.

Phillips mark on the Bears organization extends far beyond the new stadium. He has revived the team's proud tradition and in four years has given Bears fans reasons for excitement both on and off the field. His highlights include hiring the team's first general manager in over 14 years, returning the Bears training camp to Illinois and presiding over Chicago's first division championship in over a decade.

Over the 2001 offseason, Phillips gave the team new direction by restructuring the football operations with the hiring of Jerry Angelo, the Bears first General Manager since Jerry Vainisi's departure after the 1986 season. Phillips' decision to hire Angelo gives the team a veteran talent evaluator with 22 years of NFL experience including 15 within the former NFC Central Division.

In 2002, the Bears returned their training camp to Illinois for the first time since 1983, moving to Olivet Nazarene University in Bourbonnais. The move fit into Phillips' goals of making Bears football more accessible to those who have supported the organization for decades. Fans responded favorably, turning out in record numbers over the three-week training period with some practice crowds exceeding 10,000 in attendance.

Phillips continues to emphasize the importance of fan relations and customer service, working to improve the team's website, expanding the club's special events and community relations efforts and enhancing the Bears game day experience. He expanded the team's marketing and sales departments to help increase revenues, while delivering better service, more creativity and value to local and national business partners.

A key member of the Bears front office since 1983, Phillips was named President and Chief Executive Officer on February 10, 1999. He is the fourth person to serve as president in the organization's storied 84-year history following Michael McCaskey, George "Mugs" Halas, Jr., and George S. Halas.

Phillips served as the Bears vice president of operations for six seasons starting in 1993. His primary duties included negotiating player contracts and serving as the Bears salary capologist, as well as handling league-related marketing, financial and legal issues. He was also responsible for overseeing all departments within the organization, other than coaching and player personnel, and served as the club's chief financial officer. Phillips also has been the Bears main liaison with the NFL office and the NFL Management Council.

Before becoming vice president of operations, Phillips served as the director of finance from 1987 to 1993, handling all player contract negotiations and overseeing the club's business operations. Phillips joined the Bears staff on September 28, 1983, as the team's controller, a position he held for four years.


Prior to joining the Bears, Phillips was employed as an auditor and tax accountant with the international accounting firm of Ernst & Whinney (now Ernst & Young), from 1979-83. He graduated from the University of Notre Dame in 1979 with a degree in business and accounting. Phillips earned a master of marketing and management degree from the Kellogg Graduate School at Northwestern University in 1989.

Phillips was born June 27, 1957, in Oneida, N.Y., and grew up in Nashua, N.H. He and his wife, Katie, have three sons: Matthew (8), Max (6) and Frank (4).



JERRY ANGELO

General Manager



Since joining Chicago prior to the 2001 season, general manager Jerry Angelo has brought a clear vision to Bears football. Rewarding core players, building through the draft and managing the salary cap are the cornerstones of Angelo's direction. His plan has allowed Chicago to build upon a strong nucleus of young talent leading to continuity within the Bears football operations.

Angelo has been proactive with the team's key players over the past two years, extending contracts of nine current starters including Pro Bowlers Brian Urlacher, Marty Booker and Olin Kreutz (Rex Tucker, Bryan Robinson, Warrick Holdman, Jerry Azumah, R.W. McQuarters and Paul Edinger). Fifteen of the Bears projected 22 starters in 2003 are signed through the next two seasons.

The draft has been the primary means to bringing new talent to the football team. During the 2003 offseason, Angelo orchestrated the League's most significant draft trade sending the fourth overall pick to the New York Jets in exchange for two first round selections (Michael Haynes and Rex Grossman). By the end of the draft weekend, Chicago had selected 12 players, the most of any team in the NFL. In addition to the young crop of drafted talent, Angelo and his staff also upgraded the team's offense by signing free agent quarterback Kordell Stewart and tight end Desmond Clark.

In his first season leading the Bears football operations, General Manager Jerry Angelo helped guide the team to its first division title in 11 years. He rewarded head coach Dick Jauron the following offseason with a new three-year contract and extended the rest of the coaching staff through 2004.

Angelo was handed the reins of the Chicago Bears football operations on June 12, 2001 as the team's first general manager since 1986 (Jerry Vainisi). Angelo brings 34 years of football experience to Chicago, including 20 as a NFL scout and 16 in the NFC North Division (includes 15 years in former NFC Central Division). He oversees the Bears entire football staff including football operations, personnel and coaching along with all decisions regarding the draft, free agency, trades and the salary cap.

Angelo accepted his current post after spending 14 years overseeing Tampa Bay's scouting department as the Buccaneer's Director of Player Personnel. In Tampa, Angelo helped turn a team that averaged under five wins a season in its first 21 years of existence into a perennial playoff contender, as the Buccaneers averaged almost 10 wins over his last four years with three playoff berths and one NFC Championship appearance (1999). The Youngstown, Ohio, native was a key member in carrying out the philosophy of Tampa's rebuilding process. He contributed to drafting Pro Bowlers Tony Mayberry (1990), John Lynch (1993), Trent Dilfer (1994), Warren Sapp (1995), Derrick Brooks (1995), Mike Alstott (1996), Donnie Abraham (1996), Warrick Dunn (1997) and Martin Gramatica (1999). He also was a pivotal player in recruiting free agents Hardy Nickerson (1993), Jeff Christy (2000) and Randall McDaniel (2000), all of whom made trips to Hawaii donning a Bucs uniform. Overall, Angelo had a hand in Tampa's 32 Pro Bowl appearances by 14 different players from 1989 to 2000.

Prior to joining Tampa Bay in 1987, Angelo spent five seasons (1982-86) as a regional scout for the New York Giants, including their Super Bowl XXI campaign. He spent 1981 in the Canadian Football League as the Calgary Stampeders linebackers coach. Angelo broke into the NFL as a scout for the Dallas Cowboys in 1980. After playing defensive tackle for three years (1968-70) at Miami of Ohio for coaches Bo Schembechler and Bill Mallory, Angelo graduated with a bachelor's degree in social sciences and a master's in secondary administration while working as a graduate assistant at the University in 1971. He went on to coach eight more years in the collegiate ranks beginning at Colorado State as a part-time defensive line coach (1972) and ending with a five-year stint as the d-line coach at Syracuse (1975-79). In 1973 and 1974, he served as the defensive line coach and recruiting coordinator for the University of Tampa before the Spartans cut the football program.

Jerry and his wife, Bernie, have two daughters, Leisa, who is married to Brad Rice, and Sutton.

Playing and Coaching History- 1968-70: Miami (Ohio) University, Defensive Tackle; **1971:** Miami (Ohio) University, Graduate Assistant; **1972:** Colorado State University, Part-time Defensive Line Coach; **1973-74:** University of Tampa, Defensive Line Coach/Recruiting Coordinator; **1975-79:** Syracuse University, Defensive Line Coach; **1980-81:** Dallas Cowboys, Scout; **1981:** Calgary Stampeders, Linebackers Coach; **1982-86:** New York Giants, Regional Scout; **1987-2000:** Tampa Bay Buccaneers, Director of Player Personnel; **2001-present:** Chicago Bears, General Manager

2003 Chicago Bears

Head Coach



DICK JAURON

Fifth Season



Dick Jauron enters his fifth year as the Bears head coach and leads a rejuvenated team into the 2003 season. After winning the NFC Central Division Championship in 2001, Jauron faced a challenging 2002 marred by injuries and a temporary home in Champaign, Ill. The result was a disappointing four-win season. Despite the record, the team fought through a difficult year, tallying home and road wins versus two playoff-bound opponents (Atlanta and NY Jets), and fielded three pro bowlers (Marty Booker, Olin Kreutz and Brian Urlacher).

Jauron led the Bears to their biggest two-season turnaround in team history by improving eight games in 2001 from the previous season, culminating in a 13-3 record and Chicago's first NFC Central Division Championship since 1990. The Bears swept three

of its four division rivals and the resurgence under Jauron's direction earned him Coach of the Year honors from multiple publications and organizations. Jauron also joined George Halas and Mike Ditka as the only Bears coaches to lead a team to 13 or more wins in one year and became one of only six Chicago coaches to guide his team on a six-game win streak.

Following the lead of their head coach, Chicago maintained a rare poise in clutch situations throughout 2001 resulting in five second-half come-from-behind victories, including two in overtime, and an 8-0 record in games decided by seven points or less. In addition, Chicago did not suffer consecutive losses for the first time since 1988.

Jauron navigated his young team through the NFL's toughest schedule in 2000 ending the season with five wins and a 4-4 mark over the final eight games. The Bears proved to be a dangerous foe over the second half of the year, beating two playoff-bound opponents (Indianapolis and Tampa Bay) and knocking a third out of the playoffs in the season finale (Detroit). Over Jauron's first two seasons in Chicago, the Bears defeated all of their divisional opponents at least once and the Bears' consecutive victories at Green Bay made Jauron the first coach in team history to win his first two road contests against the Packers.

Jauron led the club to six wins in 1999 against a schedule which was the eighth most difficult in the NFL and included 14 games versus teams that finished .500 or better. Eleven of the Bears first 12 games were decided on the final drive including two overtime contests. Jauron's first edition also won road games at Green Bay and Minnesota - a feat last accomplished by the 1985 Bears.

BEARS HEAD COACHES

	Seasons	Overall	Regular	Post-season
		W-L-T	W-L-T	W-L
George Halas	1920-29; 33-42; 46-55; 58-67	324-151-31	318-148-31	6-3
Ralph Jones	1930-32	24-10-7	24-10-7	None
Heartley "Hunk" Anderson / Luke Johnsos	1942-45	24-12-2	23-11-2	1-1
John "Paddy" Driscoll	1956-57	14-10-1	14-9-1	0-1
Jim Dooley	1968-71	20-36-0	20-36-0	None
Abe Gibron	1972-74	11-30-1	11-30-1	None
Jack Pardee	1975-77	20-23-0	20-22-0	0-1
Neill Armstrong	1978-81	30-35-0	30-34-0	0-1
Mike Ditka	1982-92	112-68-0	106-62-0	6-6
Dave Wannstedt	1993-98	41-57-0	40-56-0	1-1
Dick Jauron	1999-Present	28-37	28-36	0-1

Jauron was named the 12th head coach in Chicago Bears history on January 24, 1999, following four seasons as defensive coordinator of the Jacksonville Jaguars.

Jauron is a 27-year veteran of the NFL as a player and coach, including 18 years in the NFC North (formerly Central) Division, and played a major role in Jacksonville's rise from expansion team to division champion and Super Bowl contender. In his four seasons in Jacksonville, the Jaguars won 35 games and reached the playoffs three times including a trip to the AFC Championship game in 1996.

In their first-ever season, the 1995 expansion Jaguars finished 21st in the NFL in total defense, including 24th against the rush and 17th against the pass. Jauron's 1996 Jaguars defense finished 15th in total defense (19th and 16th versus the rush and pass, respectively). In 1997, the Jags were 23rd overall, 13th against the rush and 24th against the pass. Jacksonville was 25th overall in 1998; 22nd against the rush, 23rd against the pass. They finished tied for second in the AFC and tied for fifth in the league with a +10 turnover differential that season. The Jags were seventh in the conference and 13th in the NFL with 30 takeaways (third and fifth with 17 fumble recoveries) and finished sixth in the AFC and 11th in the NFL in third down defense, allowing a 36.5% conversion rate. In 1998, the Jaguars' red zone defense was among the league's leaders as well, with a 46.0% TD percentage, ranking fifth in the AFC and ninth in the league. They were tied for 12th in the NFL (fifth in the AFC) with 32 touchdowns allowed by the defense.

Prior to joining the Jaguars, Jauron spent nine seasons in Green Bay as the Packers' defensive backs coach. He worked under Forrest Gregg (1986-87), Lindy Infante (1988-91) and Mike Holmgren (1992-94). Jauron was on Green Bay's staff with Jacksonville Head Coach Tom Coughlin in 1986-87 and he is the fifth member of Holmgren's original staff to earn a NFL head coaching position. The others are Ray Rhodes (defensive coordinator, four years at Philadelphia, one year at Green Bay), Jon Gruden (wide receivers, Tampa Bay, four years at Oakland), Steve Mariucci (quarterbacks, San Francisco), and Andy Reid (tight ends / quarterbacks, Philadelphia). Jauron's NFL coaching career began in 1985 with the Buffalo Bills, where he served one season as Hank Bullough's secondary coach.

NFL Player

Jauron was selected by the Detroit Lions in the fourth round of the 1973 NFL draft. He played in Detroit from 1973-77 and was a 1974 Pro Bowl selection. The Lions waived Jauron in early '78, but he signed with Cincinnati six days later and was a Bengal until 1980, when he suffered a career-ending knee injury. He ended his playing career with 26 interceptions and two touchdowns, including seven thefts and one TD return against Chicago.

As a Lions' rookie, Jauron started at free safety in a game against the Bears (11-18-73). He intercepted three Gary Huff passes on the afternoon, tied for the Bears opponents' individual record, including a 95-yard return for a touchdown, the fourth longest ever against Chicago. His 167 interception return yards are still a record for a Bears' opponent. Jauron had four more career interceptions against Chicago, including returns of 41, 26 and 28 yards, plus two fumble recoveries. His 103 punt return yards (three returns on 11-24-74) is the fifth-best Bears opponents individual total in team annals. He played nine games against Chicago, all as a Lion.

Personal

After retiring from the playing field, Jauron and a former teammate Jimmy Corbett opened a health and fitness center in Cincinnati. He left the business in 1983 and spent two years working for Nautilus before beginning his coaching career.

Richard Manual Jauron was born on October 7, 1950, in Peoria, Ill. Jauron lived two years in Peoria where his father, Bob, was head football coach at Manual High School. Dick's middle name comes as a result of his father's association with the school. He spent his childhood years in Rensselaer, Ind., where his father was head coach at St. Joseph's College, former site of the Bears summer training camp. Jauron attended Swampscott High School in suburban Boston and starred in football, basketball and baseball. He was drafted by the St. Louis Cardinals as a shortstop and was an all-American in football, a running back/safety who led his team to two consecutive state championships. The *Boston Globe* named Jauron one of the top 10 prep athletes of the 20th century in the state of Massachusetts.

2003 Chicago Bears

Head Coach

Jauron was a running back at Yale, where he earned a degree in history. He holds several school rushing records including consecutive 100-yard rushing games (16).

Dick and his wife, Gail, have two daughters, Kacy (18) and Amy (16).

Year	Team	Coaching Position	Regular Season	Playoffs
1985	Buffalo Bills	def. backs	2-14-0	
1986	Green Bay Packers	def. backs	4-12-0	
1987	Green Bay Packers	def. backs	5-9-1	
1988	Green Bay Packers	def. backs	4-12-0	
1989	Green Bay Packers	def. backs	10-6-0	
1990	Green Bay Packers	def. backs	6-10-0	
1991	Green Bay Packers	def. backs	4-12-0	
1992	Green Bay Packers	def. backs	9-7-0	
1993	Green Bay Packers	def. backs	9-7-0	1-1 Beat Det; lost to Dal in 2nd Round
1994	Green Bay Packers	def. backs	9-7-0	1-1 Beat Det; lost to Dal in 2nd Round
1995	Jacksonville Jaguars	def. coord.	4-12-0	
1996	Jacksonville Jaguars	def. coord.	9-7-0	2-1 Lost to NE in AFC Championship
1997	Jacksonville Jaguars	def. coord.	11-5-0	0-1 Lost to Den in 1st Round
1998	Jacksonville Jaguars	def. coord.	11-5-0	1-1 Lost to NYJ in 2nd Round
1999	Chicago Bears	head coach	6-10	
2000	Chicago Bears	head coach	5-11	
2001	Chicago Bears	head coach	13-3	0-1 Lost to Phi in 2nd Round
2002	Chicago Bears	head coach	4-12	

CAREER HIGHLIGHTS:

- Oct. 7, 1950Born in Peoria, Illinois

Playing

- 1970-72.....Set school record as Yale running back with 2,947 career rushing yards.
- 1973.....Drafted in fourth round by Detroit Lions and converted to safety.
Led team with 17 kickoff returns for 405 yards.
Intercepted three passes vs Chicago (11/18/73) setting an opponent's record vs the Bears which still stands.
- 1974Selected to Pro Bowl.
Led NFC in punt returns averaging 16.8 yards on 17 attempts for Detroit.
- 1978Waived by Detroit and signed by Cincinnati Bengals.
Led Bengals with four interceptions, one for a touchdown.
- 1979Led Bengals with career-high six interceptions.
- 1980Concludes final NFL season with one interception for Cincinnati before suffering career-ending knee injury; finished career with 26 interceptions and two touchdowns.

Coaching

- 1985Joins Hank Bullough's Buffalo Bills coaching staff.
- 1986-94.....Coaches defensive backs for Green Bay under three different head coaches (Forrest Gregg, Lindy Infante and Mike Holmgren).
- 1995-98.....Joins expansion Jacksonville Jaguars as Defensive Coordinator.
Helps lead Jaguars to three playoff appearances in four years, including the AFC Championship game in 1996.
- Jan. 24, 1999...Named the 12th head coach in Chicago Bears history.
- Jan. 19, 2002...Named AP Coach of the Year.

2003 Chicago Bears

Assistant Coaches


GREG BLACHE
 Defensive Coordinator


Greg Blache, a highly regarded 15-year NFL coaching veteran, begins his fifth season as defensive coordinator for the Bears.

On the heels of a record-setting performance in 2001 and with nine defensive starters returning in 2002, early injuries on the defensive line (Ted Washington and Phillip Daniels), linebacking corps (Warrick Holdman) and defensive backfield (R.W. McQuarters) forced 11 different starting lineups in 16 games for the Bears last season. While some of the faces were forced to change, the attacking, aggressive philosophy remained the same. The Bears recorded 64 tackles behind the line of scrimmage in 2002, the most since Blache starting directing the defense (50 in 2001, 40 in 2000 and 58 in 1999). The Bears also forced at least one turnover in 33 consecutive games which was the second longest active streak in the League. In the past four seasons, Blache's defenses have forced 118 turnovers, including 37 in 2001, the most by a Bears defense since 1990, and has accounted for 12 touchdowns (2 in 1999, 4 in 2000, 5 in 2001, 1 in 2002).

In 2001, Blache molded his young crew into one of the top defensive units in the NFL, producing the top-ranked scoring defense in the League, allowing only 203 points in 16 games (12.7 points per game) which ranks third in Bears history for a 16-game schedule behind only the 1985 and 1986 Bears. The rushing defense ranked second in the NFL and first in the NFC allowing just 82.1 yards per contest while allowing only three rushes of 20 or more yards all season and only six rushing TDs, the fewest since 1998 (5).

Blache incorporated seven new starters into his lineup in 2000. The unit took root over the final eight games of the season, moving 11 spots to finish 16th overall in the NFL after allowing 49 fewer points and 400 less net yards than in the previous eight games. His success as a defensive coordinator has earned him NFL head coaching considerations after the 1998, 2001 and 2002 seasons.

Prior to joining the Bears, Blache served as the Indianapolis Colts' defensive line coach for five seasons (1994-98) and held the same position for the Green Bay Packers for six years (1988-93) where he served on the staff with Dick Jauron. At Indianapolis, Blache served under Ted Marchibroda, Lindy Infante and Jim Mora and helped the Colts advance to the AFC title game in 1996. He coached several top pass rushers at Indianapolis including double-digit sackers Dan Footman and Tony Bennett along with tackle Ellis Johnson.

Blache's coaching career began in 1968 as a defensive assistant at Notre Dame, where he had suffered a leg injury as a freshman that ended his playing career. Upon graduation in 1971, Blache stayed at Notre Dame for five seasons, one year as a grad assistant and four years as a full-time assistant. Blache then joined the Tulane staff in 1976, where he coached the offensive line (1976-77), outside linebackers (1978-79) and defensive backs (1980). He returned to Notre Dame to coach running backs (1981) and the defensive line and outside linebackers (1982-83). Blache then served one year as defensive coordinator with the USFL's Jacksonville Bulls in 1984, and had one-year experiences at Southern University (1986, defensive coordinator) and Kansas ('87, special teams coordinator) before landing in Green Bay starting in 1988.

Blache was a defensive back at Notre Dame before his injury, where he earned a bachelor's degree in sociology and a master's in secondary education. Born March 9, 1949, in New Orleans, La., Blache is married to Lynn and has six children: Greg Jr., Jennifer, Christopher, Sarah, Corinne and Matthew.

Playing and coaching history—1972-75: Notre Dame. **1976-1980:** Tulane. **1981-83:** Notre Dame. **1984-85:** Jacksonville Bulls (USFL). **1986:** Southern. **1987:** Kansas. **1988-93:** Green Bay Packers. **1994-98:** Indianapolis Colts. **1999-Present:** Chicago Bears.

2003 Chicago Bears

Assistant Coaches



JOHN SHOOP
Offensive Coordinator



John Shoop enters his third season as offensive coordinator for the Bears and fifth with the team, taking over playing-calling responsibilities in 2000 prior to Chicago's Week 15 matchup against New England. The Bears won 17 of the first 21 regular-season games under his offensive direction. After jumping to a fast start in 2002, key injuries along the offensive line and at quarterback stalled the improving unit. Despite the setbacks, Chicago's offense under Shoop's direction sent two players to the Pro Bowl for the second consecutive season for the first time since 1990-91 and the first wide receiver to make the squad since 1971 (Marty Booker). Booker is only the fourth receiver in franchise history (Dick Gordon, Harlon Hill and Johnny Morris) to earn the recognition and he helped the Bears rank among the leaders in pass plays over 20 yards during the 2002 season.

In 2001, the Bears ball-control offense tied a team record losing only eight fumbles, tying the previous low for a 16-game schedule set in 1978. In addition to taking care of the ball the offensive line proved to be the best in the NFL at preventing sacks allowing a league-low 17 sacks, more than 21 below the NFL average (38.6) and 17 fewer than the team permitted in 2000 (34). Chicago's rushing attack finished 17th in the NFL in 2001 (108.9 ypg) and featured the Offensive Rookie of the Year, Anthony Thomas, who became the first Bears running back to earn the honor since Gale Sayers in 1965. Thomas established a Bears rookie rushing record with 1,183 yards on 278 carries, surpassing Rashaan Salaam's 1995 record of 1,074 yards.

Shoop was promoted as the Bears' offensive coordinator on Jan. 22, 2001 after joining the Bears' coaching staff on Feb. 5, 1999 as the squad's quarterbacks coach. Shoop will continue to work with the quarterbacks in addition to his game-planning duties. He joined Chicago after serving four seasons with the Carolina Panthers.

As quarterbacks coach, Shoop was instrumental in the Bears potent passing attack of 1999 and coached three different passers who threw for over 1,000 yards (Cade McNown, Shane Matthews and Jim Miller), a feat accomplished only one other time in NFL history (Miami Dolphins, 1993).

Shoop became just the second coach hired exclusively to tutor Bears QBs, following Sid Luckman. (Luckman was a Bears' assistant in 1954 and 1956-70).

A member of the Carolina Panthers for four seasons (1995-98), Shoop served the last two as quarterbacks coach for head coach Dom Capers. He spent his first two years in Charlotte as the Panthers' offensive quality control coach. The Panthers reached the NFC Championship game in 1996, losing to eventual Super Bowl champion Green Bay.

Shoop's coaching career began in 1991 when he was a volunteer QBs coach at Dartmouth College. He then spent three seasons as a graduate assistant at Vanderbilt (1992-94) before arriving in Charlotte to work with the expansion Panthers.

Shoop graduated from the University of the South in 1991 where he played quarterback for the Tigers for four years. He then earned a master's degree in education from Peabody College at Vanderbilt University.

Born August 1, 1969 in Pittsburgh, Shoop grew up in Oakmont, Pa. He and his wife, the Rev. Dr. Marcia Mount Shoop, have one son, Sidney.

Playing and coaching history—1987-90: Quarterback University of the South. **1991:** Dartmouth. **1992-94:** Vanderbilt. **1995-98:** Carolina Panthers. **1999-Present:** Chicago Bears.

FUTURE SUPER BOWLS

Super Bowl XXXVIII	February 1, 2004	Reliant Stadium	Houston, TX
Super Bowl XXXIX	February 6, 2005	ALLTEL Stadium	Jacksonville, FL
Super Bowl XXXX	February 5, 2006	Ford Field	Detroit, MI



VANCE BEDFORD

Defensive Backs



Vance Bedford enters his fifth season with the Bears after coaching 13 years at the collegiate level. He was named defensive backs coach on February 8, 1999 after spending the previous four seasons in the same capacity with the Michigan Wolverines (1995-98).

Bedford worked two new starters into the lineup in 2002 along with the steady Mike Brown, an All-Pro performer in 2001, and veteran R.W. McQuarters. Mike Green led the defensive backfield in stops with 138 in his first season as a starter. Green was the only player besides Pro Bowler Brian Urlacher to lead the team in tackles during the course of the season, recording double-digit tackle totals in eight games. Bedford also oversaw the continued development of cornerback Jerry Azumah, another first-time starter, who made the transition from running back in college where he was named the Walter Payton Award winner as the top player in Division I-AA where he rushed for a then-national career record of 6,193 yards. Bedford's defensive backfield has returned interceptions for seven scores in the past three seasons, equalling the Bears total from the previous nine seasons combined, dating back to 1991. 2001 Brown accounted for two scores off interceptions in 2001, capping overtime victories in back-to-back games with scores against San Francisco and Cleveland, and a fumble return for a score against Buffalo in 2002.

At Michigan, Bedford's pass defense was among the nation's best, including ranking No. 1 in the nation in 1997 (133.8 yards-per-game and an NCAA record 8.8 yards-per-completion), and the NCAA's third best INT total of 22. Bedford was Charles Woodson's position coach when Woodson won the Heisman Trophy after the '97 season.

Bedford's coaching career began at Forestbrook High in Houston in 1985. He coached defensive backs for Oklahoma State (1993-94), Colorado State (1987-92), and Navarro Junior College (1986). His 1990 Rams secondary led the nation with 25 picks against WAC foes.

A native of Beaumont, Texas, Bedford played cornerback at Texas for four years (1977-79, '81). He set the Longhorn single-season pass break-up record as a senior (22). Bedford was Defensive MVP of the 1982 Senior Bowl before being selected in the fifth round of the 1982 NFL Draft by St. Louis. He played one season each for the Cardinals ('82) and the USFL's Oklahoma Outlaws ('84) before beginning his coaching career.

Bedford was born August 20, 1958 in Beaumont, Texas. He is married to Margaret.

Playing and coaching experience—1977-79, 1981: Defensive back Texas. **1982:** Defensive back St. Louis Cardinals. **1984:** Defensive back Oklahoma Outlaws (USFL). **1986:** Navarro (Tex.) J.C. **1987-92:** Colorado State. **1993-94:** Oklahoma State. **1995-98:** Michigan **1999-Present:** Chicago Bears.

GETTING TO HALAS HALL AT CONWAY PARK

FROM THE LOOP – Take 90/94 (Kennedy Expressway) west to 94 north (Edens Expressway). Continue on 94 (the "spur"), which becomes the Tri-state Tollway. Exit at Town Line Road (IL Route 60) and turn right (east). Take a left at the first light, which is Field Drive. (The next light is Field Court; you can also make a left there and proceed around its bend until it merges with Field Drive). Drive about 1.2 miles north along Field Drive. Turn gently right onto Football Drive (the last road on your right) and proceed to the entry gate.

FROM O'HARE AIRPORT – Take 294 (the Tri-state Tollway) north. Exit at Town Line Road (IL Route 60), turn right (east), and proceed as directed with underlined text, above.

2003 Chicago Bears

Assistant Coaches



LARRY BROOKS

Defensive Line



Brooks, a 17-year NFL coaching veteran, was named the Bears' defensive line coach on Feb. 14, 2003, after spending the last four seasons as the defensive line coach of the Seattle Seahawks. Brooks followed head coach Mike Holmgren from Green Bay where he tutored the League's all-time sack leader Reggie White (1994-98). Prior to joining the Packers, he was an assistant coach at Virginia State (1992-93) and with the L.A. Rams (1983-90).

Brooks, one of the NFL's top defensive tackles during an 11-year playing career with the Rams (1972-1982), was named to the Pro Bowl for five consecutive seasons (1976-80) and was an All-Pro selection in 1977, 1978 and 1979. Drafted in the 14th round by the Rams in 1972 (355th overall), he became a starter midway through his rookie season and played an integral role with linemates Jack Youngblood, Cody Jones and Fred Dryer as the Rams won seven consecutive NFC Western Division championships (1973-1979), played in four NFC Championship games (1974, 1975, 1976, 1979) and one Super Bowl (1/20/80 vs. Pittsburgh).

He began his coaching career with the Los Angeles Rams in 1983 as an assistant defensive line coach. He spent eight seasons with Rams and was out of football in 1991 before returning to his alma mater in 1992 where he served as Virginia State's assistant athletic director and assistant football coach. He was named VSU's athletic director in 1993 before joining Holmgren's Packers staff in 1994.

A native of Prince George, Va., Brooks (defensive line) and Jauron (defensive backs) were part of the same defensive staff in 1994, guiding the Packers to a playoff win over the Lions before falling to Dallas in the Divisional Playoff.

Brooks was named to the Associated Press Little All-America team while playing for Virginia State. He also earned all-conference honors and was recognized as the Virginia Small College Lineman of the Year in 1971. Brooks, who was inducted into the Virginia Hall of Fame in 2000, is married, Colleen, and has one son, Larry Jr.

Playing and coaching experience—1968-71: Defensive lineman Virginia State. **1977-82:** Defensive tackle Los Angeles Rams. **1983-90:** Los Angeles Rams. **1992-93:** Virginia State. **1994-98:** Green Bay Packers. **1999-2002:** Seattle Seahawks. **2003-Present:** Chicago Bears.

DEFENSIVE LINE SACKS

The following are the leading sackers among Bears defensive linemen since 1976:

Year	Name	Pos	Sacks	Year	Name	Pos	Sacks
2002	Phillip Daniels	LE	5.5	1988	Steve McMichael	LT	11.5
2001	Phillip Daniels	RE	9.0	1987	Richard Dent	RE	13.5
2000	Phillip Daniels	RE	6.0	1986	Richard Dent	RE	11.5
1999	Clyde Simmons	DE	7.0	1985	Richard Dent	RE	17.0
1998	Jim Flanigan	LT	8.5	1984	Richard Dent	RE	17.5
1997	Jim Flanigan	LT	6.0	1983	Mike Hartenstine	LE	12.0
1996	Alonzo Spellman	RE	8.0	1982	Dan Hampton	RT	7.0
1995	Jim Flanigan	LT	11.0	1981	Alan Page	RT	9.0
1994	Trace Armstrong	LE	7.5		Dan Hampton	LE	
1993	Richard Dent	RE	12.5	1980	Dan Hampton	LE	11.5
1992	Steve McMichael	LT	10.5	1979	Jim Osborne	LT	10.5
1991	Richard Dent	RE	10.5	1978	Alan Page	RT	11.5
1990	Richard Dent	RE	12.0	1977	Ron Rydalch	RT	9.5
1989	Richard Dent	RE	9.0	1976	Jim Osborne	LT	15.0



CHUCK BULLOUGH

Def. Qual. Cont./Asst. D-Backs & Sp. Teams



Chuck Bullough enters his fifth season on the Bears coaching staff. At the conclusion of the 2003 season, he will have coached every defensive position as well as special teams. Bullough has been an assistant linebackers coach (1999-2001), assistant defensive line coach (2002), assistant defensive backs coach (2003) and assistant special teams coach (1999-2003).

Bullough spent two seasons (1997-98) as an assistant coach (defensive backs and offensive line) at Michigan State University. He spent the previous five years playing linebacker in the NFL (Eagles, Dolphins and Colts) before his career was cut short by injury. He was originally drafted by the Eagles in the eighth round of the 1992 draft.

Bullough played middle linebacker at Michigan State University (1987-91) in head coach George Perles' famed stunt 4-3 defense. During his career, the team went to four straight bowl games (Rose, Gator, Aloha and Sun). He amassed 339 tackles in two years as a starter and still holds the Spartans' single-season tackles record with 175 stops in 11 games. He was an all-Big Ten selection and Butkus Award candidate his senior year and was chosen to play in the Senior Bowl and participate in the NFL combine.

Bullough comes from an athletic background. His father, Henry, rose from the coal mines of Canton, Ohio, to become known as the "Doctor of Defense" as a defensive coordinator in the NFL for 23 years. His mother, Lou Ann, set a Chicago high jump record in high school. Bullough's sister, Cheryl, received a scholarship to Miami (Ohio) University to throw javelin while his brother, Shane, was an academic all-American linebacker at Michigan State. Bullough was born March 3, 1968 in East Lansing, Mich., and attended Orchard Park High School in Buffalo, N.Y. He is married (Nicole) and has a daughter (Chloe).

Playing and coaching experience—1988-91: Linebacker Michigan State. **1993-94:** Linebacker Miami Dolphins. **1997-98:** Michigan State. **1999-Present:** Chicago Bears.

CHICAGO BEARS FREE AGENT SIGNINGS

1994

Name	Pos	From
Andy Heck	T	Seattle
Merril Hoge	FB	Pittsburgh
Erik Kramer	QB	Detroit
Lewis Tillman	RB	NY Giants

1995

Name	Pos	From
Marty Carter	SS	Tampa Bay
Pat Eilers	SS	Washington
Anthony Johnson	RB	NY Jets
Darrell Thompson	RB	Green Bay
Michael Timpson	WR	New Eng.

1996

Name	Pos	From
Bryan Cox	LB	Miami
Ed Cunningham	C	Arizona
Carlos Huerta	K	N/A
Jeff Jaeger	K	Oakland
Dave Krieg	QB	Arizona
Mike Sullivan	C	Tampa Bay

1997

Name	Pos	From
Tom Carter	CB	Washington
Ron Cox	LB	Green Bay
Corey Dowden	CB	San Fran.
Tyrone Hughes	KR	New Orleans
Anthony Peterson	LB	San Fran.

Ricky Proehl	WR	Seattle
Bill Schultz	G	Denver
Mark Thomas	DE	Carolina

1998

Name	Pos	From
Ty Hallock	FB	Jacksonville
Mike Wells	DT	Detroit
Edgar Bennett	RB	Green Bay
Rico McDonald	LB	Cincinnati
Andre Collins	LB	Cincinnati
Mike Zandofsky	G	Philadelphia
Thomas Lewis	WR	NY Giants
Tim Tindale	FB	Buffalo
Bam Morris	RB	Baltimore
Frankie Smith	CB	San Fran.

1999

Name	Pos	From
Blake Brockermeyer	T	Carolina
Clyde Simmons	DE	Cincinnati
Jamal Duff	DE	Washington
Chris Hudson	S	Jacksonville
Shane Matthews	QB	Carolina
Keith Burns	LB	Denver

2000

Name	Pos	From
Phillip Daniels	DE	Seattle
Chris Mims	DE	San Diego
Thomas Smith	CB	Buffalo

Shawn Wooden	S	Miami
--------------	---	-------

2001

Name	Pos	From
Fred Baxter	TE	NY Jets
Skip Hicks	RB	Washington
Greg Jones	LB	Washington
Brad Maynard	P	NY Giants
Daimon Shelton	FB	Jacksonville
Keith Traylor	DT	Denver
Ted Washington	DT	Buffalo
Larry Whigham	S	New England

2002

Name	Pos	From
Rabih Abdullah	RB	Tampa Bay
Luther Broughton	TE	Carolina
Henry Burris	QB	Green Bay
Mike Caldwell	LB	Philadelphia
Chris Chandler	QB	Atlanta
Jon Hilbert	K	Dallas
Keith McKenzie	DE	Cleveland
Damon Moore	SS	Philadelphia
Jason Wiltz	DL	N.Y. Jets

2003

Name	Pos	From
Desmond Clark	TE	Miami
Kordell Stewart	QB	Pittsburgh

2003 Chicago Bears

Assistant Coaches



PETE CARMICHAEL

Offensive Assistant



Pete Carmichael joined the Bears on March 5, 2001 as an offensive assistant after serving as offensive coordinator for the Cleveland Browns for one season. He is a nine-year NFL veteran and previously worked in Jacksonville as wide receivers coach.

As the Browns offensive coordinator, the team jumped out to a 2-1 record and first place in the AFC Central before QB Tim Couch, ranked second in the AFC in completion percentage, broke his thumb and spent the remainder of the season on IR. In 1999, Carmichael's wide receiving corps helped the Jaguars' offense rank among the top NFL units in several categories.

Jacksonville receiver Jimmy Smith led the League in receiving in 1999 with 1,636 yards and he and teammate Keenan McCardell ranked first and seventh, respectively, in total receiving yards from 1996-99. The Jags ranked fourth in the AFC in passing and third overall in total offense, led the AFC and third in NFL with 331 first downs and second in the AFC and fourth overall in the NFL with 40.0% third down efficiency.

In five seasons as wide receivers coach with Jacksonville, Carmichael developed the Jaguars wide receiving corps into one of the top units in the NFL. The Jaguars placed a receiver in the Pro Bowl four straight years, and compiled six 1,000-yard receiving seasons in that time.

Carmichael joined the Jaguars as wide receivers coach on March 3, 1994 after 13 seasons at Boston College (1981-1993), the last three as wide receivers coach under Tom Coughlin.

Carmichael began his coaching career in 1963 at Watchung Hills (N.J.) High School and coached at Clark (N.J.) High in 1964. In 1965, he spent a year at Virginia Military Institute, then he went to Madisonboro (N.J.) High. That was followed by stints at New Hampshire (1967), Columbia (1974-77) and on Joe Yukica's Boston College staff (1968-72). He was head coach at Trenton State College in 1973. After three years as an assistant at Columbia, he earned his second head coaching assignment from 1977 to '80 at the Merchant Marine Academy. In 1981, he returned to Boston College to begin a 10-year stint as defensive backs coach under Jack Bicknell.

Carmichael played freshman football at Dayton (1959) before transferring to Montclair State College, where he continued his playing career. He graduated from Montclair State in 1964 with a bachelor's degree in health and physical education. He was born March 4, 1941 in Plainfield, N.J. and attended North Plainfield High School, where he lettered three years in both football and baseball.

Carmichael and his wife, Elaine, have two daughters, Layni (Ratcliffe) and Kathleen (Hight), and a son, Pete, who serves as an assistant coach for the San Diego Chargers. They also have eight grandchildren.

Playing and coaching experience—1959: Quarterback Dayton. **1961-63:** Quarterback Montclair State College. **1965-66:** Virginia Military. **1967:** New Hampshire. **1968-72:** Boston College. **1973:** Trenton State College. **1974-77:** Columbia. **1977-80:** Merchant Marine Academy. **1981-1993:** Boston College. **1994-99:** Jacksonville Jaguars. **2000:** Cleveland Browns. **2001-Present:** Chicago Bears.

OFFENSIVE LINE GROWTH

Young members of Chicago's offensive line received valuable experience in 2002. Three Bears made their career debuts on the line starting with 2001 draftee **Bernard Robertson** who started Chicago's first five games at left tackle. Rookie **Marc Colombo** took over at left tackle during the sixth game and held the spot until suffering a knee injury at St. Louis which ended his season. Second-year pro **Mike Gandy** took over for the remaining six games at left tackle after making his debut at left guard in Week Seven. Colombo joined fellow linemen **Olin Kreutz** and **Chris Villalier** who also started at least one game in their rookie seasons in Chicago. Colombo's start marked the sixth consecutive year a rookie has started for the Bears.

2003 Chicago Bears

Assistant Coaches



CHARLIE COINER

Offensive Quality Control



Charlie Coiner enters his third season on the Bears staff after joining the team on Feb. 12, 2001 to oversee offensive quality control. He joined the Bears after one season as the offensive coordinator at Texas Southern.

Coiner served as the special teams coach and recruiting coordinator at LSU for one year and was the linebackers coach at Tenn.-Chattanooga in 1998. Prior to his stint at UTC, Coiner was a tight ends coach and recruiting coordinator at Louisville for three years.

A native of Waynesboro, Va., Coiner earned his bachelor's degree from Catawba College and master's from Appalachian St. He began his coaching career at Appalachian St. as a graduate assistant from 1983-86 before moving to Minnesota where he assisted the defensive line and kicking game for the 1987 season.

Playing and coaching experience—1983-86: Appalachian State. **1987:** Minnesota. **1995-97:** Louisville. **1998:** Tenn.-Chattanooga. **1999:** Louisiana St. **2000:** Texas Southern. **2001-Present:** Chicago Bears.



RICHARD DENT

Assistant Defensive Line



Richard Dent is in his first season as assistant defensive line coach. The Bears' all-time sacks leader and MVP of Super Bowl XX joined the squad on April 8, 2003. He will work with defensive line coach Larry Brooks focusing on the Bears pass rush.

Dent, who spent 12 years in a Bears uniform, recorded double-digit sack totals each season from 1984 to 1988 and holds Chicago's single-season sacks mark registering 17.5 in 1984, just his second season in the League. He finished his career with 137.5 sacks (124.5 with Chicago) which ranks fifth all-time in NFL history behind only Reggie White (198.0), Bruce Smith (195.0), Kevin Greene (160.0) and Chris Doleman (150.5). During his 12 years in Chicago, he led the team in sacks eight times, including eight seasons with double-digit sack totals.

The four-time Pro Bowler out of Tennessee State was selected by the Bears in the eighth round of the 1983 draft and quickly became one of the anchors of a historic defense which played in three NFC Championship games and won Super Bowl XX.

Dent played for San Francisco in 1994 and returned to the Bears for one season in 1995, playing in just five games during those two seasons. He played in 16 games for Indianapolis in 1996, recording 6.5 sacks, and finished his career in 1997 in Philadelphia where he had 4.5 sacks in 15 games.

During his 15-year NFL career, Dent played in 203 games with 151 starts, recording 675 total tackles (410 solo), eight interceptions, 38 forced fumbles, 13 fumble recoveries and one touchdown.

Playing and coaching experience—1980-83: Defensive lineman Tennessee State. **1983-93:** Defensive end Chicago Bears. **1994:** Defensive end San Francisco 49ers. **1995:** Defensive end Chicago Bears. **1996:** Defensive end Indianapolis Colts. **1997:** Defensive end Philadelphia Eagles. **2003-Present:** Chicago Bears.

2003 Chicago Bears

Assistant Coaches



PAT FLAHERTY

Tight Ends



A 25-year coaching veteran, Pat Flaherty was named tight ends coach for the Bears on Jan. 30, 2001. He begins his third season with the Bears and fourth year in the NFL.

Used primarily as run blockers in Chicago's offense in previous years, the tight end position played an integral role in the Bears' passing game in 2002. Flaherty helped develop two tight ends (Dustin Lyman and John Gilmore) when an injury forced starter John Davis to miss six games. Bears tight ends still accounted for 49 receptions for 495 yards and five scores, increasing their production by 16 receptions and 279 yards from 2001. Added to those

returners this season is free agent Desmond Clark out of Miami.

In 2001, the group was instrumental in helping pave the way for NFL Offensive Rookie of the Year Anthony Thomas' Bears rookie record 1,183 yards rushing in 2001.

Flaherty spent the 2000 season in charge of the Washington Redskins tight ends and special teams and oversaw the development of Pro Bowl tight end Stephen Alexander, who ranked third on Washington's receiving list with 47 receptions. Alexander averaged 10.9 yards per reception and scored two touchdowns.

Flaherty was in charge of special teams and tight ends while coordinating all recruiting activities at the University of Iowa before his one-year stint at Washington.

Prior to Iowa, Flaherty spent six seasons at Wake Forest (1993-98) coaching the offensive line, tight ends and special teams.

His collegiate coaching career began in 1980 at his alma mater, East Stroudsburg University (PA), coaching the offensive line for two seasons. His success was quickly rewarded with a position on Penn State's staff in 1982. The offensive line paved the way to the Sugar Bowl where the Nittany Lions defeated Georgia for the national championship.

In 1984, Flaherty joined the Rutgers staff coaching the offensive line for eight seasons (1984-91). In 1992, Flaherty coached the defensive line at East Carolina before moving to Wake Forest.

Flaherty was born April 27, 1956. He was an All-American center at East Stroudsburg. Flaherty and his wife, Lynne, have two children, Shawn and Colleen.

Playing and coaching experience—1974-77: Center East Stroudsburg. **1978-79:** Delone Catholic High. **1980-81:** East Stroudsburg. **1982-83:** Penn State. **1984-91:** Rutgers. **1992:** East Carolina. **1993-98:** Wake Forest. **1999:** Iowa. **2000:** Washington Redskins. **2001-Present:** Chicago Bears.

2002 SEASON AWARDS

NFC Player of the Week

Defense:

Brian Urlacher

NFC Player of the Month

Special Teams:

Paul Edinger

NFC DEFENSIVE PLAYER OF THE WEEK: Linebacker **Brian Urlacher** was named NFC Defensive Player of the Week following his performance against Atlanta (9/15). The 6-4, 254 pounder recorded a team-high 13 tackles in the Bears 14-13 win over the Falcons in Atlanta (9/15) including two tackles for losses, two quarterback sacks and a fumble recovery. Urlacher, the 2000 Defensive Rookie of the Year, was also named NFC Defensive Rookie of the Month in October of that same season.

EDINGER NAMED NFC SPECIAL TEAMS PLAYER OF THE MONTH: Bears kicker **Paul Edinger** was named the NFC's Special Teams Player of the Month for November. During the month he connected on 10 of 11 field goal attempts, including an end of regulation game-tying 22 yarder against Detroit and a 40-yard game winner in overtime. The third-year pro out of Michigan State made eight straight field goals to start the month, increasing his career-long consecutive attempts made streak to 13 which dated back to Week Four at Buffalo (9/22).

2003 Chicago Bears

Assistant Coaches



TODD HALEY

Wide Receivers



Todd Haley begins his third season with the Bears and sixth in the NFL. He was named Bears wide receivers coach on Jan. 30, 2001.

In 2002, Haley continued to assist Marty Booker make strides following a break-out 2001 season, culminating in the Bears' first Pro Bowl selection at wide receiver since 1971 and only the fourth receiver in franchise history to earn the recognition (Dick Gordon, Harlon Hill and Johnny Morris). Booker became just the second Bears receiver to record back-to-back 1,000-yard seasons with a career best 1,189 yards while just missing his second consecutive season of 100 or more catches (97). Dez White also took advantage of Haley's mentorship, recording his first 100-yard receiving game and establishing career bests with 51 receptions for 656 yards and four touchdowns. Second-year pro David Terrell had three scores after playing in only five games before being placed on Injured Reserve. The receiving corp averages just 2.7 seasons of NFL experience with veterans Booker (5 years) and White (4 years) leading the way.

In Haley's first season with the Bears he guided a young group which featured a break-out season from Booker who became the first Bears receiver in team history to catch 100 passes in a season. Booker became the eighth receiver in Bears history to surpass 1,000 yards receiving in a season with 1,071 yards on 100 receptions.

Haley joins the Bears after spending six seasons with the New York Jets (1995-2000). He mentored the Jets receivers for two seasons after serving as the team's offensive assistant/quality control from 1997-98. He was a member of the Jets scouting department for two years.

In 2000, the Jets had the sixth-best passing offense in the NFL. The aerial attack featured receivers Wayne Chrebet and Dedric Ward and rookie Laveranues Coles. During his tenure with the Jets, Haley coached Keyshawn Johnson to his second straight Pro Bowl appearance. Johnson finished 1999 with 89 catches for 1170 yards and eight touchdowns.

A competitive golfer, Haley played for the University of Florida and University of Miami golf teams. He received his bachelor's degree from the University of North Florida in communications.

Haley and his wife, Chrissy, have two daughters, Taylor and Peyton.

Playing and coaching experience—1997-2000: New York Jets. **2001-Present:** Chicago Bears.

DIALING LONG DISTANCE

Despite not recording one reception of over 20 yards in the last three games of the season (vs. NYJ, at CAR, vs. TB), WR **Marty Booker** finished tied for fourth in receptions of 20 yards or more in 2002. Amani Toomer of the Giants led all receivers with 24 catches, Indianapolis Pro Bowl WR Marvin Harrison was second with 22, Plaxico Burress of Pittsburgh finished third with 21 and Booker and the Rams' Isaac Bruce tied for fourth with 20 receptions of 20+ yards.

2002 INDIVIDUAL 20-YARD PASS PLAY LEADERS

1. Amani Toomer, NY Giants.....24
 2. Marvin Harrison, Indianapolis22
 3. Plaxico Burress, Pittsburgh21
 4. **Marty Booker, Chicago**20
- Isaac Bruce, St. Louis20

2003 Chicago Bears

Assistant Coaches



GARY MOELLER

Linebackers



Gary Moeller, an eight-year NFL coaching veteran after 23 years at the collegiate level, is back for his second season overseeing Chicago's linebackers. He was named Bears linebackers coach on Feb. 22, 2002.

Moeller inherited one of the top young linebacking corps in the League and helped continue their development. Three-time Pro Bowler Brian Urlacher posted a single-season franchise record for tackles in a season with 214 which included 19 stops behind the line of scrimmage and 4.5 sacks. A setback to the group last season was a Week 4 injury to starter Warrick Holdman who spent the remainder of the season on Injured Reserve, missing 12 games.

Veterans Mike Caldwell, Bobbie Howard and rookie Bryan Knight platooned in his vacated position and combined for 138 tackles, five sacks and four fumble recoveries.

Moeller joined the Bears after one year as the defensive coordinator at Jacksonville. The Jaguars finished tied for 16th in the league in overall defense in 2001 and allowed only 286 points, fourth-fewest in the AFC. Prior to joining the Jags, Moeller served as interim head coach of the Detroit Lions (4-3 record) from Nov. 6, 2000 to Jan. 25, 2001, replacing Bobby Ross, who retired at midseason in 2000. Moeller was named Lions linebackers coach in 1997 and moved up to assistant head coach in 2000. Prior to joining the Lions, he served as tight ends coach for the Cincinnati Bengals (1995-96).

Moeller succeeded legendary University of Michigan head coach Bo Schembechler in Ann Arbor, leading the Wolverines to a 44-13-3 record from 1990-94, claiming three Big Ten titles and four New Year's Day bowl wins.

Moeller began his coaching career in 1964 at Bellefontaine (Ohio) High School, where he spent three years before joining Schembechler as an assistant at Miami of Ohio. Moeller moved to Michigan with Schembechler in 1969, serving as the defensive ends coach and was promoted to defensive coordinator in 1973. In 1977 he was named head coach at the University of Illinois and returned to Michigan after three seasons to coach quarterbacks. During his second stint at Michigan he held both defensive and offensive coordinator positions.

Moeller and his wife, Ann, have three daughters, Susan Weeks, Amy Hevel and Molly Edwards and a son, Andy, who lettered three times as a linebacker at Michigan and is currently the offensive line coach in Ann Arbor.

Playing and coaching experience—1960-62: Center, Linebacker Ohio State. **1964-66:** Bellefontaine H.S. (Ohio). **1967-68:** Miami (Ohio) Freshman coach. **1969-76:** Michigan. **1977-79:** Illinois. **1980-94:** Michigan. **1995-96:** Cincinnati Bengals. **1997-99:** Detroit Lions Linebackers. **2000:** Detroit Lions Assistant Head Coach/Linebacker. **2001:** Jacksonville Jaguars. **2002:** Chicago Bears.

LINEBACKER SACKS

The following are the leading sackers among Bears linebackers since 1977:

Year	Name	Pos	Sacks	Year	Name	Pos	Sacks
2002	Rosevelt Colvin	SLB	10.5	1990	Ron Cox	MLB	3.0
2001	Rosevelt Colvin	SLB	10.5	1989	John Roper	WLB	4.0
2000	Brian Urlacher	MLB	8.0	1988	Ron Rivera	SLB	2.0
1999	Barry Minter	WLB	3.0	1987	Otis Wilson	SLB	6.5
1998	Sean Harris	WLB	1.0	1986	Otis Wilson	SLB	8.0
	Rico McDonald	SLB	1.0	1985	Otis Wilson	SLB	11.5
	Barry Minter	MLB	1.0	1984	Otis Wilson	SLB	7.5
1997	Barry Minter	WLB	6.0	1983	Al Harris	WLB	7.0
1996	Bryan Cox	MLB	3.0	1982	Otis Wilson	SLB	2.0
1995	Vinson Smith	SLB	4.0	1981	None		
1994	Vinson Smith	WLB	1.0	1980	Gary Campbell	WLB	3.0
1993	Ron Cox	MLB	2.0	1979	Gary Campbell	WLB	4.0
1992	John Roper	WLB	2.5	1978	Gary Campbell	WLB	3.0
1991	John Roper	WLB	8.0	1977	Waymond Bryant	WLB	1.5

2003 Chicago Bears

Assistant Coaches



EARLE MOSLEY

Running Backs



Earle Mosley begins his fifth season in the NFL after spending 20 seasons in the college ranks, and 30 years overall as a football coach.

Under Mosley's guidance the Bears have shown a renewed running attack. For the second consecutive season at least three different Bears rushers crossed the goalline and Anthony Thomas, the team's leading rusher, tied for the team lead in touchdowns despite missing four games due to injury. Rookie Adrian Peterson, the NCAA's all-time leading ground gainer, carried 19 times for 101 yards (5.3 yards per carry) in nine games. Leading the charge for Bears ballcarriers are fullbacks Daimon Shelton and Stanley Pritchett. Shelton has helped open holes for 1,000-yard rushers three of the past five seasons (Thomas, 2001; Fred Taylor, Jacksonville, 1998, 2000) while Pritchett is a threat out of the backfield with 19 receptions for 165 yards in 2002.

In 2001, NFL Offensive Rookie of the Year Anthony Thomas established a Bears rookie record, collecting 1,183 yards on 278 carries, supassing Rashaan Salaam's 1995 record of 1,074. Thomas became Chicago's first Offensive Rookie of the Year since Gale Sayers earned the honor in 1965. As a team, the Bears rushed for 1,742 yards on 475 carries for an average of 3.7 yards per carry and achieved the team's third-highest rushing total in the past nine seasons.

Under Mosley's tutelage, the Bears had back-to-back 1,000-yard rushers (James Allen, 1,120 in 2000) for the first time since 1989-90 and Thomas' 1,183 yards were the most by a Chicago back since 1989.

Mosley spent four seasons (1984-87) at Northwestern and also coached for five years (1992-96) at Notre Dame under Lou Holtz. Before joining the Bears, Mosley spent two seasons as the running backs coach at Stanford University. Prior to that, he was the running backs coach in South Bend, where he coached three running backs who gained over 1,000 yards in a season: Reggie Brooks ('92), Lee Becton ('93), and Autry Denson ('96). He also coached future NFL star Jerome Bettis.

From 1988-91, Mosley tutored the defensive line at Temple. Prior to overseeing the Owl linemen in Philadelphia, he coached defensive backs and outside linebackers at Northwestern ('84-'87, including two under Dennis Green) and handled the defensive backs at Rutgers (1980-83, where he coached future NFL star DB Deron Cherry).

Mosley began his college coaching career at his alma mater West Chester State in 1979, where he had been a captain and first-team all conference defensive back. He was a teacher and coach at Chester High (Pa.) from 1973-79.

In 1973, Mosley earned a bachelor's of science degree in health and physical education at West Chester State.

Playing and coaching experience—1970-72: Defensive back West Chester State. **1979:** West Chester State. **1980-83:** Rutgers. **1984-87:** Northwestern. **1988-91:** Temple. **1992-96:** Notre Dame. **1997-98:** Stanford. **1999-Present:** Chicago Bears.

TRAIN ROLLS ON

Running back **Anthony Thomas** led the Bears rushers for the second consecutive season in 2002, gaining 721 yards on 214 carries while tying for the team-lead in touchdowns with six despite missing the final four games of the season with a finger injury. Thomas has gained 1,904 yards rushing in just two seasons, moving past Beattie Feathers' four-year total of 1,846 yards for 17th place in Chicago rushing history. The Michigan product recorded his fifth career 100-yard rushing effort with 111 yards against New Orleans on Sept. 22, tying him for 7th most in team history (with Feathers).

2003 Chicago Bears

Assistant Coaches



GREG OLSON

Quarterbacks



Greg Olson is in his first season as the Bears quarterback coach. Olson joined the squad Feb. 14, 2003 and becomes just the third quarterback coach in the 83-year history of the Bears franchise, joining Sid Luckman (1954, 1956-70) and John Shoop (1999-2000) as the only previous coaches to hold the position.

Olson, who has coached quarterbacks Drew Brees, Jeff Garcia and Jon Kitna during his 16-year coaching career, joins the Bears after his second stint as an assistant coach at Purdue University. In 2002, Olson rejoined the Boilermakers as the tight end coach/recruiting coordinator when his wife,

Lissa, was named head coach of the Purdue men's and women's track teams. The year prior, Olson was quarterbacks coach of the San Francisco 49ers, assisting in the development of Jeff Garcia who earned his second straight Pro Bowl appearance after completing 62.7 percent of his passes in 2001 for 3,538 yards and 32 touchdowns. San Francisco finished the season 12-5 after losing to Green Bay in a Wild Card playoff game.

During his first stint at Purdue as a quarterbacks coach (1997-2000), Olson tutored two-time Heisman Trophy finalist Drew Brees (1999 and 2000), while the Boilermakers ranked 13th in the nation in passing offense in 1997, seventh in 1998, fourth in 1999 and sixth in 2000. Brees was named the Big Ten Offensive Player of the Year in 1998 and 2000 and he left Purdue as the Big Ten's and school's all-time career leader in six offensive categories. Brees was named an All-American after he led the nation in total offense in 2000 (349.1 yards per game) and was a three-time Big Ten all-conference performer (1998-2000). In 1997, quarterback Billy Dicken (Chicago Rush) was named first team all-Big Ten. In four out of Olson's five years at Purdue the Boilermakers finished first in the Big Ten in total offense.

Prior to joining the Purdue staff in 1997, Olson coached the quarterbacks at Idaho from 1994 to 1996. He tutored Ryan Fien, Division I-A's second-ranked quarterback in 1996, while the Vandals ranked fourth in the nation in passing offense, fifth in total offense and 15th in scoring. In 1994, Idaho was second nationally in total offense and scoring and seventh in passing offense.

From 1990 to 1993, Olson was offensive coordinator at Central Washington, his alma mater. The Wildcats topped NAIA schools in total offense in 1991 and 1993 while he helped developed quarterback Jon Kitna, who went on to become the World Bowl Most Valuable Player with the Barcelona Dragons in 1997 and now starts for the Cincinnati Bengals after four seasons with the Seattle Seahawks.

A native of Richland, Wash., Olson was the starting quarterback at Central Washington in 1983 and 1984 and earned a bachelor's degree in education in 1986. He began his coaching career as a graduate assistant the following season at Washington State (1987-89) and was on the same Cougars coaching staff with Purdue head coach Joe Tiller in 1989.

Playing and coaching experience—1983-86: Quarterback Central Washington. **1987-89:** Washington State. **1990-93:** Central Washington. **1994-96:** Idaho. **1997-2000:** Purdue. **2001:** San Francisco 49ers. **2002:** Purdue. **2003-Present:** Chicago Bears.

ATTENDANCE RECORDS

Two of the NFL's ten-biggest single-game attendance totals have occurred at games involving the Chicago Bears.

The defending World Champs squared off against the College All-Stars on August 22, 1947, at Soldier Field, in front of 105,840—the third-highest total in NFL history, and the highest in a game played within U.S. borders. The 1942 College All-Star game at Soldier Field drew 101,100 fans—10th all-time.

The Cowboys and Oilers played in front of 112,376 paying customers in a pre-season game in Mexico City (August 15, 1994) for the NFL attendance mark.

2003 Chicago Bears

Assistant Coaches



MIKE SWEATMAN

Special Teams



Beginning his 20th season in the NFL, special teams coach Mike Sweatman enters his third season in Chicago, signing with the Bears Jan. 22, 2001, following a four-year stint working with the New York Jets special teams (1997-2000).

The Bears special teams units have excelled under Sweatman's guidance in the past two seasons. Punter Brad Maynard has landed 62 punts inside the 20 against just 10 touchbacks while placekicker Paul Edinger tied a franchise record in 2002 by converting five attempts from 50 yards or longer and continues as the team's career leader in field goal percentage (81.0). His punt and field goal units have also played a key role offensively for the Bears during his tenure converting fake field goals for scores in both 2001 and 2002 and a fake punt for a 20-yard run and first down this past season. Following the 2001 season, Larry Whigham was named to the Pro Bowl as a special teams member marking the second time in three seasons a member of the Bears' special teams was honored (Glyn Milburn, 2000).

A veteran of three Super Bowl games (two championships), Sweatman served as special teams coach for four seasons with the New England Patriots. Prior to joining the Patriots, he spent eight seasons (1985-92) with the Giants.

Sweatman joined the NFL coaching circles in 1984 as an OLB/special teams coach with the Minnesota Vikings. He broke into the coaching ranks as a graduate assistant at his alma mater, Kansas, where, in 1968, he worked for current Washington Redskins executive Pepper Rogers. Collegiate stops included Coffeyville Community College, the University of Kansas, Tulsa University and the University of Tennessee. Sweatman also coach for the Quantico Marines, the Okinawa Devil Dogs and served as a guest coach with the Edmonton Eskimos.

Sweatman was a two-time all-conference linebacker and three-year letterwinner (1965-67) at Kansas and also co-captained the wrestling team (1965). In 1967, he was selected team captain, earned academic all-America honors and was selected to participate in the East-West Shrine game and the Hula Bowl. He earned his bachelor's degree in physical education and later earned his master's degree in education at Kansas. After college, Sweatman joined the Marine Corps and served four years of active duty as an infantry officer. Upon release from active duty he joined the Marine Corps Reserve and completed 26 years of commissioned service retiring as a Lieutenant Colonel. Sweatman has remained active in service related activities and currently serves on the Scarlet and Gold advisory board of the Marine Corps Scholarship Foundation - Chicago.

This past year Sweatman and his wife Teri served as co-chairs of the U.S. Naval Academy Foundation's 2002 Brigade Parent's Fund drive. Sweatman and his wife have three sons (Tom, Chris and Dan) who are currently serving in the United States military (Tom, Captain-USMC; Chris, LTJG-US Navy; Dan, Midshipman-US Naval Academy, Class of 2003).

Playing and coaching experience—1964-67: Linebacker Kansas. **1969:** Linebacker Quantico Marines. **1970:** Okinawa Devil Dogs. **1971-72:** Quantico Marines. **1973-74:** Kansas. **1975-76:** Coffeyville Community College. **1975-76:** Guest coach Edmonton Eskimos. **1977-78:** Tulsa. **1979-82:** Kansas. **1983:** University of Tennessee. **1984:** Minnesota Vikings. **1985-92:** New York Jets. **1993-96:** New England Patriots. **1997-2000:** New York Jets. **2001-Present:** Chicago Bears.

BEARS OF ALL AGES

Heading into the 2003 season, Chicago's roster age averaged to 26 years. The team's senior member is quarterback **Chris Chandler** at 38 and **Ian Scott**, a Bears fourth-round draft pick out of Florida, is the youngest of six players who are 22. The Bears have 58 players who are under 25 and another nine who are 30 years of age or older.

2003 Chicago Bears

Assistant Coaches



BOB WYLIE

Offensive Line



Entering his 13th NFL season as a coach, Bob Wylie was named the Bears' offensive line coach on February 2, 1999. Wylie oversaw a line which produced its first back-to-back Pro Bowl selection since 1990-91 when Hawaii native Olin Kreutz earned his second consecutive selection. He also developed veterans Mike Gandy and Bernard Robertson to compliment veterans Chris Villarrial and Rex Tucker. First-round draft pick Marc Colombo stepped into the starting lineup in Week 7 and enjoyed success prior to suffering an injury, missing the final six games of the season. The Bears offensive line will return five players who have started on the line during the past three years, including veterans Kreutz, Tucker and Villarrial who started every game for the Bears two seasons ago.

In 2001, the offensive line led the NFL in sacks allowed, surrendering a league-low 17, more than 21 below the NFL average (38.6) and 17 fewer than the team permitted in 2000 (34). The offensive line also assisted the emergence of NFL Offensive Rookie of the Year Anthony Thomas who became the first Bears running back to earn the honor since Gale Sayers in 1965 and in the process produced back-to-back 1,000-yard rushers (Thomas and James Allen). Thomas' 1000-yard season marks the sixth time a Wylie-led offensive line has blocked for a 1000-yard back.

Wylie came to Chicago from Cincinnati, where he coached Bengal tight ends in 1997 and 1998, helping Cory Dillon to consecutive 1000-yard seasons. Wylie spent six seasons in the NFL prior to joining the Bengals. He was the Tampa Bay Buccaneers' offensive line coach in 1992-95 (helping Errict Rhett to consecutive 1,000-yard seasons), and coached tight ends for the New York Jets in 1990-91. Wylie spent a year away from the NFL in 1996, as the University of Cincinnati's offensive line tutor; they led Conference USA in rushing (181.4 yards per game). Four Bearcat linemen earned post-season honors, after just six linemen with any experience and three who had started a single game entered camp that fall.

Wylie played at Colorado for three years before transferring to Roger Williams (RI) College in 1972, where he earned a degree in American studies. He also earned a master's degree in economics from the University of Rhode Island. He began his coaching career in 1980 as offensive line coach at Brown (1980-82), continued in that role at Holy Cross in 1983-84 and was Ohio University's offensive coordinator from 1985-87. Wylie was Colorado State's O-line instructor in 1988-89 before heading for the NFL.

The West Warwick, R.I., native was a teacher and administrator in his hometown's school system from 1973-80. Wylie was born on February 16, 1951 and has a daughter, Jennifer.

Playing and coaching experience—1969-71: Linebacker Colorado. **1980-82:** Brown. **1983-84:** Holy Cross. **1985-87:** Ohio. **1988-89:** Colorado State. **1990-91:** New York Jets. **1992-95:** Tampa Bay Buccaneers. **1996:** University of Cincinnati. **1997-98:** Cincinnati Bengals. **1999-Present:** Chicago Bears.

PLAYOFF PAYOUT

Under terms of the Collective Bargaining Agreement, compensation for the 2003-04 post-season has been increased to the following: The Super Bowl winner receives a \$5,000 increase while the losers share increases by \$1,500. The Conference Championship also increases by \$1,500 while the Division Playoff games increased \$1,000.

First Round (division winner)	\$15,000	Conference Championship	\$36,500
First Round (wild card)	\$18,000	Super Bowl Winner	\$68,000
Division Playoff Game	\$18,000	Super Bowl Loser	\$36,500



RUSS RIEDERER

Physical Development Coordinator

Russ Riederer enters his 12th season in charge of the Bears year-round strength and conditioning programs serving under three different head coaches (Ditka, Wannstedt, Jauron). He joined the club on Jan. 3, 1992, after serving one year as strength and conditioning coach for the Green Bay Packers. At Green Bay, he served on a staff that included Dick Jauron.

Riederer played collegiately at Kansas State from 1975-78, where he started at linebacker. He earned a degree in physical education. He began his coaching career at Kansas State (1979-86) and continued as strength coach at Purdue University (1987-90).

Born August 5, 1957 in Holton, Kan., he was named one of the top athletes of the 20th century in Northeast Kansas.

Riederer and his wife, Mary Anne, have two daughters (Morgan and Anne) and two sons (Rob and Jake).



STEVE LITTLE

Asst. Physical Development

Steve Little joined the Bears' staff on February 26, 1996 after spending the previous season as head strength and conditioning coach at Northern Illinois University. In 1999, Little assisted defensive line coach Rex Norris and moved to linebackers and assisted Gary Moeller in 2002.

Little has served as head strength and conditioning coordinator at Bradley (1987), Temple (1990), where he also assisted the defensive line, and Purdue (1991-92). He spent one season as strength coach for the San Francisco 49ers (1993). In 1988-89 he worked as an assistant strength coach at Purdue with Russ Riederer.

A captain, all-Big 8 selection and four-year letterwinner as a defensive tackle at Iowa State, Little signed NFL contracts with the Steelers, Lions and Falcons.

A native of Peoria, Little was born October 27, 1961. He and his wife, Dr. Carla Little, have four daughters (Kristen, Kelsey, Keralynn and Kamille).



BOBBY DePAUL

Director of Pro Personnel

A 14-year NFL veteran, Bobby DePaul was named Director of Pro Personnel on June 19, 2001, after serving as a member of the Philadelphia Eagles player personnel department for four years after an eight-year career as an NFL assistant coach.

DePaul evaluates players in the professional ranks and prepares the club for its acquisitions through free agency or the waiver wire. He also oversees the advance scouting for Bears opponents.

DePaul entered the NFL in 1989, hired by former Bears halfback Richie Petitbon as a member of Joe Gibbs' coaching staff at Washington where he stayed until 1993 after winning an NFL championship with the Redskins' Super Bowl XXVI victory over Buffalo. The Bowie, Md., native then served on the Bengals coaching staff for three seasons before joining the Eagles as a scout.

Born Jan. 24, 1963 in Bowie, Md., DePaul attended Archbishop John Carroll High School in Washington, D.C., where he played fullback and linebacker on a team that lost only once during his three-year varsity career. He attended the University of Maryland and played linebacker on three Atlantic Coast Conference champion Terrapin squads and made four bowl appearances under former Detroit Lions head coach Bobby Ross.

Bobby and his wife, Lisa, have two daughters, Ariel (10) and Ashley (8).



GREG GABRIEL

Director of College Scouting

Greg Gabriel joined the Bears on June 19, 2001 after serving as the Director of Player Development for the New York Giants.

The Buffalo native joined the Giants scouting department during the 1985 offseason and went to three Super Bowls with the Giants—winning two. Prior to entering football, Gabriel was an account executive with Prudential-Bach and Dean Witter Reynolds while working part-time in the scouting department of the Buffalo Bills.

As the Bears director of college scouting, Gabriel schedules scouting visits, coordinates scouting meetings, evaluates collegiate players and plays an instrumental role in the development of the draft.

A native of Buffalo where he was born on May 4, 1951, Gabriel played his scholastic sports at Bishop Neumann High School in Williamsville, N.Y. He played running back at Canisius College for three seasons where he earned a B.S. degree. Gabriel played for eight seasons for the Twin City Geminis, a semi-pro team in the Buffalo area where he also coached the running backs and special teams for one season. He has three daughters (Liza, Ryan and Kelsey) and one granddaughter (Jordan).



2003 Chicago Bears

Football Staff



TIM BREAM
Head Athletic Trainer



Tim Bream begins his 11th season with the Bears and seventh as head athletic trainer. Bream spent the previous 10 years as a collegiate athletic trainer at Syracuse (1984-86), Vanderbilt (1986-88) and University of Richmond (1988-92) before joining the Bears as an assistant trainer.

Bream (pronounced BRAME) also worked on the medical staff of the 1992 Winter Olympics and one summer (1981) as an intern with the Detroit Lions. He serves as treasurer for the Professional Football Athletic Trainers Society and is a member of executive advisory board for Mushin Health and Fitness Co. and Athletico Physical Therapy and Sports Medicine.

Born January 3, 1961 in Gettysburg, Pa., Bream is a graduate of Penn State and earned a masters from West Virginia University. He is married (Lisa) and has two daughters (Rebecca and Elizabeth).



TONY MEDLIN
Equipment Manager



Tony Medlin enters his 17th season with Chicago and seventh as the Bears head equipment manager. Following the 2000 season he earned the Whitey Zimmerman award as the NFL's top equipment manager. Medlin joined the Bears as an assistant equipment manager in June of 1987. Before moving to Chicago, Medlin served as the athletic equipment manager at North Carolina Central University from 1982-87. He is a graduate from NCCU with a BS degree in therapeutic recreation. Along with his career in the NFL, Medlin is actively involved in numerous charitable endeavors including the Chicago Bears Coat Drive, "Say No to Drugs" campaign and American Cancer Society, in addition to organizing community girls basketball. His brother (Ron) is the head athletic trainer for the Atlanta Falcons. Medlin, born Feb. 10, 1960, is married (Chandra) and has one daughter (Brandy).



DEAN POPE
Director of Video Services



Dean Pope enters his 18th season with Chicago. He was promoted to his current position in January of 1994 after serving eight years as assistant director of video services. With Pope at the helm, Chicago's video department pioneered the use of digital video editing in the NFL over the 1994 season. Pope began his Bears career as an intern in 1986 helping with transition from film to video. His department is responsible for taping practices and games, editing tape for coaches and players and setting up video viewing stations on road trips. A graduate of University of Wisconsin-Platteville with a degree in communications, he was born January 27, 1964 in Platteville, Wis.


PLAYOFF APPEARANCES

The Bears, the first team in the NFC to qualify for the playoffs in 2001, entered postseason play for the first time since 1994 and the 22nd time in team history which ranks tied for sixth all-time in the League. Only Dallas (26), the New York Giants (26), St. Louis (25), Cleveland (24) and Minnesota (23) have reached the playoffs more than Chicago. The Bears have an overall playoff record of 14-15 including a 10-6 (.625) record at home and 4-9 (.308) mark on the road.


Team	Playoff App.	Team	Playoff App.	Team	Playoff App.
Dallas	.26	Washington	.20	Tampa Bay	.8
N.Y. Giants	.26	Tennessee	.18	Atlanta	.7
St. Louis	.25	Buffalo	.17	Cincinnati	.7
Cleveland	.24	Philadelphia	.17	Arizona	.6
Minnesota	.23	Indianapolis	.16	New Orleans	.5
Chicago	.22	Denver	.14	Seattle	.5
San Francisco	.22	Detroit	.14	Jacksonville	.4
Green Bay	.21	Kansas City	.13	Baltimore	.2
Miami	.21	San Diego	.12	Carolina	.1
Oakland	.21	New England	.11		
Pittsburgh	.21	N.Y. Jets	.10		



Barb Allen
Assistant to the Head Coach




Dr. Michael Ankin
Consulting Internist



Chris Ballard
Area Scout/Southwest



Reggie Barnes
Assistant Athletic Trainer



Marty Barrett
Area Scout West



Beverly Bartley
Assistant to Offense
and Special Teams



Elliot Bell
Director of Corporate Sales
and Services



Brit Bending
Assistant to the CFO



John Berta
Assistant Head Groundskeeper



John Bostrom
Director of
Community Relations



Dr. Mark Bowen
Consulting Orthopaedist



Morocco Brown
Assistant Director of
Pro Personnel



Geoff Bunzol
Administration Assistant



Ann Carey
Stadium Consultant




Jim Christman
Assistant Director of
Public Relations



Rebecca Coffey
Client Services Coordinator

2003 Chicago Bears

Staff



Bill Collingbourne
Customer Service
Representative



Linda Connors
Director of Marketing
Communications




John Conroy
Manager of
Creative Services




Dana Dressler
Corporate Sales Manager



Dave Eck
Manager of Corporate Sales



Phil Emery
Area Scout Southeast




Clyde Emrich
Administration



Krista Fortman
Customer Service
Representative



Allison Gay
Suite Sales & Services
Manager



Dave Greeley
Chief Marketing Officer




Caroline Guip
Community Relations Manager



Roger Hacker
Media Coordinator




Scott Hagel
Director of Public Relations



Chris Hanks
Assistant Athletic Trainer



Bill Hawker
Corporate Sales Manager



Dave Hendrickson
Assistant Video Director

2003 Chicago Bears


Staff




Kenico Hines
Assistant Equipment Manager



Julie Holz
Marketing Manager



Brent Johnson
Network/Systems Specialist



Jake Jones
Controller



Dwayne Joseph
Director of Player
Development



Dr. Howard Katz
Consulting Internist



Adam Kellner
Manager of Stadium Sales
& Services



Jessica Kies
Community Relations Assistant



Rudy Komin
Security



Joe Krajniak
Groundskeeper Assistant



Jennifer Kuehn
Customer Service
Representative



Stacey Larsen
Client Services Manager




Bob Laskowski
Fan Services Manager



Sharon Lehner
Public Relations Assistant



Kendra Lindborg
Assistant Director of
Ticket Operations



Gil Lopez
Building Maintenance

2003 Chicago Bears

Staff



Larry Mayer
Senior Web Writer




Brian McCaskey
Director of Business
Development



George McCaskey
Director of Ticket Operations




Nancy McCaskey
Bears Care President




Patrick McCaskey
Director of Special Projects



Rich McCaskey
Administration



Tim McCaskey
Vice President



Bill McGrane
Director of Administration



Greg Miller
Director of Broadcasting
& Production




Ted Monago
Area Scout/Rockies & Plains



Marika Moore
Accounting Assistant



Jeff Morander
Director of Stadium Sales
& Services



Ken Mrock
Head Groundskeeper




Karen Murphy
Chief Financial Officer




Katie Nagel
Marketing Operations Assistant



Dr. Gordon Nuber
Consulting Orthopaedist



Adam O'Reilly
Stadium Sales Assistant



Dr. Jerry Osher
Consulting Internist



Jim Padgett
Coordinating Producer



Bryan Pett
Stadium Operations



Carl Piekarski
Assistant Equipment Manager



Karl Pierburg
Information Systems Manager




Lorelei Potts
Accounting Assistant



Ann Quint
Executive Administrative
Assistant



Avery Robbins
Director of Corporate
Partnerships



Patrick Roberts
Area Scout/East



Dianne Shabat
Executive Administrative
Assistant



Jeff Shiver
Area Scout/Midwest



Bobby Slater
Director of Rehabilitation



Rich Slusser
Security



Mandy Sowa
Marketing Assistant



Cliff Stein
Director of Player Contracts &
Legal Affairs

2003 Chicago Bears

Staff



Dan Tuohy
Video Assistant



Kevin Turks
College and Pro
Scout



Lee Twarling
Customer Service
Representative



Mike Vanderploeg
Customer Service
Representative



Jennifer Walden
Receptionist



Jennifer Weber
Bears Care Program
Coordinator



Mike White
Marketing Assistant



Robyn Wilkey
Assistant to the General
Manager



Brian Wright
Director of Football
Systems Technology



Dan Yuska
Business Development
Assistant

CHICAGO BEARS FAN CONVENTION

The Sixth Annual Chicago Bears Fan Convention is **February 27-29, 2004**, at the Hilton Chicago. The 2003 convention will include current and former Bears players representing six decades of Chicago football. There will be seminars and discussion groups featuring Bears management, personnel and coaches. Autograph stages will be set-up throughout the convention weekend. Young fans can participate in interactive games with kids-only events. The Chicago Bears Fan Convention is your ticket to meeting your favorite players and getting an inside perspective of one of the founding franchises of the NFL.

Make plans now to attend by reserving a room with a special Fan Convention rate at the Hilton Chicago by calling (312) 922-4400. A portion of the proceeds from each room goes to Bears Care, the Charitable arm of the Chicago Bears.

The Players



2003 Chicago Bears

The Players



RABIH ABDULLAH

Running Back

6-0 220

April 27, 1975

Lehigh

Bears season: 2 NFL Season: 6

Acquired as unrestricted free agent in 2002

27

PRO CAREER: Bears leading special teams tackler from 2002 returns to lead coverage units while serving as reserve RB... Joined Bears as an unrestricted free agent after signing a three-year contract on March 7, 2002... Spent his previous four professional seasons with Tampa Bay... Racked up 53 special teams tackles in his four seasons with the Buccaneers... Switched to fullback in 2001 while also returning kickoffs for the first time in his career... Has 32 career carries for 122 yards... Lone rookie free agent to make Bucs roster in 1998... Originally signed by Tampa Bay as an undrafted free agent in 1998.

2002 SEASON: Bears newcomer led team with 20 special teams tackles while playing in all 16 games... Contributed on kickoff returns in the first four games, ranking third on team while recording career-highs with nine returns for 182 yards... Ranked second on team with 20.2-yard return avg., including career-long return of 35 yards... Returned season-opening kickoff 27 yards vs. MIN (9/8)... Posted 24-yard return on opening kickoff at ATL (9/15); recovered a fumble and made two tackles on special teams... Compiled 41 return yards on two kickoffs vs. NO (9/23); added three special teams tackles... Posted 35-yard kickoff return at BUF (9/29) and averaged 23.7 yards on three returns; added two special teams stops... Recorded two special teams tackles vs. NE (11/10)... Forced fumble and recorded one tackle on special teams at GB (12/1)... Equaled career-high with four special teams tackles at CAR (12/22). **GAMES PLAYED-STARTED: 16-0**

PREVIOUS SEASONS: 2001 - Played in all 16 games for Tampa Bay, ranking second on the squad with career-high 21 special teams tackles... Led or tied for team lead in special teams tackles in five games... Also rushed 11 times for 40 yards (3.6 avg.), caught two passes for 26 yards, and returned five kickoffs for 92 yards... Season-high three special teams stops at TEN (10/14)... Led squad with three special teams tackles and forced fumble vs. MIN (10/28)... Two kickoff returns for 30 yards at GB (11/4)... Recorded two special teams tackles at DET (11/11)... Caused fumble by Rams punter John Baker and added two special teams tackles at STL (11/26)... Posted 29-yard kickoff return at CIN (12/2)... Collected two special teams stops against NO (12/23), while also seeing action late in the game at RB with three rushes for six yards... Tied season-high with three special teams tackles while forcing and recovering a fumble vs. BAL (12/29); added 15-yard kickoff return and recovered blocked punt... Carried eight times for 34 yards and caught two passes for 26 yards vs. PHI (1/6/02); added one special teams stop... Gameday Inactive in Wild Card Game at PHI (1/12/02) due to left foot sprain. **2000** - Key special teams contributor played in 12 games, plus playoff contest, for Tampa Bay and saw action at RB in seven of games, rushing for career-high 70 yards on 16 carries... Posted 16 special teams tackles, fourth-best on the Bucs... Had two rushes for 18 yards, including career-long 19-yard run on a fake punt at CHI (11/19)... Had career-high and team-best four special teams tackles vs. BUF (11/26)... Posted career-highs in carries (10) and yards (38) vs. DAL (12/3) while adding his first catch of the season for 11 yards... First kickoff return of season netted 16 yards at MIA (12/10), added four carries for 14 yards. **1999** - Played in 15 games with the Bucs, starting one at RB and rushing five times for 12 yards... Also posted 12 special teams tackles... Snagged first career catch for eight yards at DET (10/31)... Started in place of Warrick Dunn vs. MIN (12/6)... Rushed four times for 12 yards at OAK (12/19)... Collected three special teams stops against GB (12/26), but left game with broken right thumb... Placed on injured reserve on Dec. 29. **1998** - Subbed in all five preseason games and led team in rushing with 50 carries for 280 yards and two TDs... Gameday Inactive for all 16 regular-season contests.

COLLEGE: In three seasons at Lehigh (1994-97), amassed 3,696 rushing yards and 33 TDs on 672 carries... Started 32 of 33 games played, averaging 5.5 yards per carry and one TD per game played... As a senior, started 10 games and carried 244 times for 1,225 yards and 15 TDs... Missed all but a few plays of original senior campaign (1996) after suffering a knee injury in the first half

2003 Chicago Bears

The Players

of the opening game... As a junior, started all 11 games and was named first-team all-conference after setting school records with 257 carries and 1,536 rushing yards, scoring 11 times and averaging six yards per carry... Started 10 of 11 games as a sophomore and earned second-team all-conference attention for his 915 yards and seven TDs on 168 carries... Graduated with a degree in international business.

PERSONAL: Played basketball, track and football as a prep at Barham Clark H.S. in Roselle, N.J.... Manned both RB and DB positions on the gridiron, earning all-state, all-county and all-conference honors... Father, Shahid, played in the NFL with the N.Y. Giants and Green Bay Packers during the preseason under the name Richard Soules... Intends to use business degree to enter field of stock trading following football career... Born in Martinsville, Va.

Abdullah's Pro Stats

	Rush	Yds	Avg	Lg	TD	Rec	Yds	Avg	Lg	TD	G-GS
1999 Tampa Bay	5	12	2.4	10	0	2	11	5.5	8	0	15-1
2000 Tampa Bay	16	70	4.4	19	0	2	14	7.0	11	0	12-0
2001 Tampa Bay	11	40	3.6	12	0	2	26	13.0	14	0	16-0
2002 Bears	0	0	-	-	0	0	0	-	-	0	16-0
Career	32	122	3.8	19	0	6	51	8.5	14	0	43-1

ADDITIONAL STATS: Special Teams Tackles - 73: TB 1999 (16); TB 2000 (16); TB 2001 (21); CHI 2002 (20). **Kickoff Returns** - 15 for 290: TB 2000 (1-16); TB 2001 (5-92, long of 29); CHI 2002 (9-182, long of 35).

POSTSEASON

2000 Tampa Bay	0	0	0.0	0	0	0	0	0.0	0	0	1-0
2001 Tampa Bay	INACTIVE										
Career	0	0	0.0	0	0	0	0	0.0	0	0	1-0

ABDULLAH'S SINGLE-GAME CAREER HIGHS

Rush Attempts: 10 vs. DAL (12/3/00) Rushing Yards: 38 vs. DAL (12/3/00)
 Long Rush: 19 at CHI (11/19/00) Long Kickoff Return: 35 at BUF (9/29/02)
 Special Teams Tackles: 4, last at CAR (12/22/02)

STRIKE GAMES

The following Bears games (all on Sundays) were affected by the players strikes in 1982 and 1987.

1982: Weeks 1-2 played as scheduled; Weeks 3-9 cancelled (as follows); Weeks 11-16 played as scheduled; Week 10 (11-14-82) played on 1-2-83 as regular season finale

Cancelled:

9-26-82 @ San Francisco	10-24-82 vs. Tampa Bay
10-3-82 vs. Minnesota	10-31-82 @ Green Bay
10-10-82 vs. Green Bay	11-7-82 vs. Atlanta
10-17-82 @ St. Louis Cardinals	

1987: Weeks 1-2 played as scheduled; Week 3 cancelled (as follows); Weeks 4-6 played as scheduled with replacement players (as follows); Weeks 7-16 played as scheduled

Cancelled or played with replacement players:

9-27-87 @ Detroit (cancelled)	10-11-87 @ Bears 27, Minnesota 7
10-4-87 Bears 35, @ Philadelphia 3	10-18-87 New Orleans 19, @ Bears 17

2003 Chicago Bears

The Players



JERRY AZUMAH

Cornerback

5-10 195

September 1, 1977

New Hampshire

Bears season: 5 NFL Season: 5

Acquired in 5th round of the 1999 draft

23

PRO CAREER: Fourth-year pro has developed into one of Chicago's top cover corners, increasing his tackle total each year and starting the team's last 17 regular season games at right cornerback while appearing in the last 39 games overall... As a first-year starter in 2002, nearly matched previous career total with career-high 92 tackles while starting all 16 games... Earned starting assignment on heels of solid 2001 campaign in which he was the Bears' third cornerback and recorded 56 tackles, one INT and seven PDs while sharing kickoff return duties for the first time since college and still performing on special teams... Demonstrated play-making abilities by scoring on 39-yard INT return in 2001 playoff contest... Saw more prevalent action on defense in 2000 after being used primarily as a third defensive back in nickel situations and special teams as a rookie... Made initial transition to defensive backfield prior to his rookie season after standout collegiate career at running back... Voted by teammates as the 1999 rookie recipient of the Brian Piccolo Award... Originally drafted in the fifth round (147th overall) by Chicago in 1999.

2002 SEASON: One of only three Bears defenders to start all 16 games his first season as a starter, ranking fourth on team with career-high 92 tackles and second with eight pass defenses... Posted six tackles, including one TFL, in season-opener vs. MIN (9/8)... Forced fumble and recorded career-high 12 tackles to lead secondary at BUF (9/29)... Recorded seven tackles, including first sack of season, and one PD vs. GB (10/7) in *Monday Night Football* debut... Talled seven tackles at MIN (10/27) and vs. NE (11/10)... Recorded seven tackles and two PDs at GB (12/1)... Notched eight tackles, forced fumble and posted 18-yard INT return off Bobbie Howard lateral at MIA (12/9) on *MNF*... Recorded seven tackles and one PD vs. TB (12/29). **GAMES PLAYED-STARTED: 16-16**

PREVIOUS SEASONS: 2001 - Moved into prominent role in secondary rotation playing in 14 games while starting five... Started in Bears 'nickel' package in season-opener at BALT (9/9), posting two tackles, one PD and his first career fumble recovery; also gained 36 yards on his first two NFL kickoff returns... Posted five tackles vs. MIN (9/23) and a 17-yard kickoff return... Delivered four tackles and one PD at CIN (10/21)... Started for Walt Harris at TB (11/18) and posted season-high eight tackles and one PD... Equalled season-high with eight tackles at MIN (11/25); added two special teams stops and a 16-yard punt return after taking cross-field lateral from Leon Johnson... Posted three tackles and one PD at WASH (12/23)... Notched four tackles at DET (12/30), including first two career sacks and a forced fumble; added two special teams stops... Picked off first INT of season during six-tackle performance vs. JAX (1/6/02), returning the pick 14 yards to set-up FG to close the first half... Gave Bears a third-QTR lead in Divisional Playoff vs. PHI (1/19/02) by scoring on a 39-yard INT return off Donovan McNabb; added one sack. **2000** - Displayed continued development in second season at CB, playing 14 games including starts in the final four contests... Recorded 28 tackles and seven PDs... Posted first career INT in season-opener at MIN (9/3) and forced a fumble... Left game early at GB (10/1) with left rib cartilage sprain... Inactive vs. NO (10/8) and vs. IND (11/5) due to rib injury... Collected three tackles vs. NYJ (11/26)... Moved into starting lineup vs. GB (12/3) in place of injured W. Harris... Established season-high eight tackles in season-finale at DET (12/24). **1999** - Made successful move from offense to defense after becoming one of the most decorated running backs in NCAA history and was voted as rookie recipient of Brian Piccolo Award by teammates... Played in all 16 games, starting twice, playing primarily in nickel situations as third DB... Recorded 17 tackles, all in the last four games, while also starring on special teams, ranking fourth on the squad with 20 tackles, tying for the team lead with 14 solo stops; added one forced fumble... Did not make a tackle at WASH (10/31) in first NFL start... Left game early vs. DET (11/25) with minor concussion... Moved to third on depth chart vs. GB (12/5), registering first two career defensive tackles... Totaled six tackles and one PD at STL (12/26)... Started season-finale vs. TB (1/2/00) in place of injured Walt Harris and notched season-high seven stops.

COLLEGE: Walter Payton Award recipient as the top player in Division I-AA football following senior season... Rushed for national career-record 6,193 yards after becoming only player in Div. I-AA history to rush for over 1,000 yards four times... Holds Div. I-AA record with 8,276 career all-purpose yards... Unanimous all-America and all-Atlantic 10 Conference selection as senior while shattering conference and school season-records with 343 carries for 2,195 yards and 22 TDs... Scored school-record five TDs in 259-yard effort vs. East Stroudsburg... Ran for 235 yards and returned a kickoff 82 yards for a TD vs. William & Mary... Broke own school record with career-high 329-yards rushing with five TDs vs. Hofstra... As a junior, named to AFCA all-America first-team as a returner and garnered second-team honors as a RB from the *Associated Press* and *The Sports Network*... Led conference and ranked sixth in nation with 1,585 yards on 271 carries with 17 TDs... Season-high 300 yards rushing vs. Boston... Named all-ECAC, all-New England and all-Yankee first team as a sophomore... Led conference in rushing (1,308), scoring (126) and all-purpose yards (2,109)... Started seven of eight games played as a freshman, leading team with 186 carries for 1,105 yards and eight TDs... Two-time Central Massachusetts and Shriners All-Star... Majored in sociology.

PERSONAL: Led St. Peter Marion H.S. (Worcester, Mass.) to three state titles... Ran for 1,800 yards on 110 carries with 31 TDs his senior season... Lettered in basketball and track... Set school records in the long jump and 100-meter dash... Past community involvement includes partnering with fellow members of Bears secondary and Meals on Wheels to "Intercept Hunger" with meal donations being made based on player performance... Active in speaking and other events to benefit local and inner-city youths... The youngest of two children of Theophilus K. (TK) and Bertha Azumah.

Azumah's Pro Stats

	Int-Yds	Tkls-Solo	FF	FR	TFL	PD	Sack-Yds	G-GS
1999 Bears	0-0	17-14	0	0	0	1	0-0	16-2
2000 Bears	1-2	28-20	1	0	1	7	0-0	14-4
2001 Bears	1-14	56-38	1	1	0	7	2-10	16-5
2002 Bears	0-18	92-73	2	0	2	8	1-10	16-16
Career	2-34	193-145	4	1	3	23	3-20	62-27

ADDITIONAL STATS: Special Teams Tackles - 36: 1999 (20); 2000 (5); 2001 (11). Kickoff Returns - 2001 (4-65, long of 23). Punt Returns - 2001 (0-16).

POSTSEASON

2001 Bears	1-39t	2-0	0	0	1	1-6	1-0
Career	1-39t	2-0	0	0	1	1-6	1-0

ADDITIONAL STATS: Touchdowns - 1: 39-yard INT return vs. PHI (1/19/02).

AZUMAH'S SINGLE-GAME CAREER HIGHS

Tackles: 12 at BUF (9/29/02)

Solos: 9 at BUF (9/29/02)

Pass Defenses: 2, last at GB (12/1/02)

Interceptions: 1, last vs. PHI (1/19/02)*

* Playoff Game

NFL REALIGNMENT

AMERICAN FOOTBALL CONFERENCE

East

Buffalo Bills
Miami Dolphins
New England Patriots
New York Jets

North

Baltimore Ravens
Cincinnati Bengals
Cleveland Browns
Pittsburgh Steelers

South

Houston Texans
Indianapolis Colts
Jacksonville Jaguars
Tennessee Titans

West

Denver Broncos
Kansas City Chiefs
Oakland Raiders
San Diego Chargers

NATIONAL FOOTBALL CONFERENCE

East

Dallas Cowboys
New York Giants
Philadelphia Eagles
Washington Redskins

North

Chicago Bears
Detroit Lions
Green Bay Packers
Minnesota Vikings

South

Atlanta Falcons
Carolina Panthers
New Orleans Saints
Tampa Bay Buccaneers

West

Arizona Cardinals
St. Louis Rams
San Francisco 49ers
Seattle Seahawks

2003 Chicago Bears

The Players



MARTY BOOKER

Wide Receiver

6-0 212

July 31, 1976

Northeast Louisiana

Bears season: 5 NFL Season: 5

Acquired in 3rd round of the 1999 draft

86

PRO CAREER: Chicago's dependable go-to receiver established himself among the NFL's elite with his first career Pro Bowl selection in 2002, becoming the first Bears receiver to earn all-star status in 31 years (Dick Gordon, '72)... Ended 2002 with active streaks of 36 consecutive starts and 45 straight games with a reception... NFC's leading receiver over the last two years with 197 catches (fifth NFL) while ranking 12th in the NFL during that span with 2,260 receiving yards... One of 14 NFL receivers to total over 1,000 yards receiving each of the last two seasons... Has held at least a share of Bears touchdown lead each of the last two seasons... Has soared up Chicago's career receiving charts, finishing 2002 ranked sixth in career receptions with 263 and 13th in career receiving yards with 2,969... Ranked among NFL receiving leaders in 2002 while pacing Bears for second consecutive year with 97 catches for career-high 1,189 yards and team-leading six TD grabs... Established his place among the top receivers in Chicago history in 2001 with team-record and career-high 100 pass receptions to lead all Bears receivers in catches, yards (1,071) and TDs (eight)... Ranked third on Bears in 2000 with 47 receptions and 490 receiving yards while tying for second with two receiving TDs... Rookie season was highlighted by seven-catch, 134-yard, two-TD performance in first career start... Originally drafted in the third round (78th overall) by Chicago in 1999.

2002 SEASON: Bears top receiver for second straight year earned his first career Pro Bowl berth as his 97 catches were the second-most in team history and tied him for sixth in the NFL (third NFC)... Compiled the fourth-best season in terms of receiving yardage in Bears history with career-high 1,189 yards to rank him 14th in NFL (seventh NFC)... Tied for fourth in NFL with 20 catches of 20 or more yards while finishing the year seventh in the NFC with 54 first-down catches and sixth in the NFC with 24 third-down grabs... Opened season vs. MIN (9/8) by compiling the third-most receiving yards in Bears history with career-high 198 yards and 29-yard TD on eight catches... Team-high eight catches for 97 yards and 22-yard TD vs. NO (9/23)... Career-high 12 catches for 141 yards and four-yard TD vs. GB (10/7) ranks fourth on Chicago's all-time single-game receptions chart... Lone reception at DET (10/20) was 14-yard TD from Chris Chandler with 0:05 to play in first half... Tied team-high with four catches for 80 yards and 27-yard TD at MIN (10/27)... Team-high 65 yards on four catches vs. NE (11/10) while also throwing 44-yard TD to Marcus Robinson... Team-high seven catches for 65 yards at STL (11/18)... Team-high 10 catches for 157 yards vs. DET (11/24)... Caught five passes for 52 yards at GB (12/1) to top 1,000 for second-consecutive year... Led Bears with five catches for 46 yards and six-yard TD at MIA (12/9)... Led Bears with nine catches for 62 yards vs. NYJ (12/15)... Caught passes of eight and 11 yards for NFC in Pro Bowl debut (2/2/03). **GAMES PLAYED-STARTED: 16-16**

PREVIOUS SEASONS: 2001 - Broke Johnny Morris' single-season team reception record (93 in 1964) with a career-high 100 catches in his first season of starting all 16 games... Became the eighth receiver in Bears history to surpass 1,000 yards receiving in a season with 1,071... Led the Bears in receiving in 11 of 16 games en route to ranking second in the NFC in catches (sixth NFL), ninth in the NFC in receiving yards and tied for ninth in the NFC in scoring (among non-kickers), setting career-highs in all categories... Broke out of the gates quickly as the team's leading receiver at BALT (9/9) with a career-high nine catches for 49 yards... Posted his second straight nine-catch game (95 yards) vs. MIN (9/23), scoring game-tying, fourth-quarter TD... Threw 34-yard TD to Marcus Robinson before catching a 63-yarder from Jim Miller at ATL (10/7)... Caught six passes for 76 yards at CIN (10/21) with a long of 21 and a 13-yard TD... Led Bears with nine catches for 67 yards vs. SF (10/28) with a long play of 30... Caught fourth-quarter TD vs. CLE (11/4) among team-high seven catches for 85 yards... Led team with eight catches for 81 yards vs. GB (11/11)... Hauled in career-high 165 yards and three TDs on team-high seven catches at TB (11/18)... Equaled career-high with nine receptions vs. DET (12/2) for team-high 74 yards... Tied for team-high with three

catches for 19 yards, including two-yard TD from Miller, vs. TB (12/16)... Team-high seven receptions for game-high 74 yards at WASH (12/23)... Broke Bears all-time single-season reception record with team-high nine catches for 115 yards at DET (12/30)... Reached the 100-catch plateau for season vs. JAX (1/6/02) with a team-high six catches for 37 yards... Caught two passes for 18 yards in Divisional Playoff vs. PHI (1/19/02). **2000** - Established himself as an every-down receiver as he posted then career-highs of 47 receptions and 490 receiving yards in 15 games played (six starts)... Ranked second with 10.4 yards per reception among Bears receivers who amassed 10 or more catches... Caught six balls for 59 yards in season-opener at MIN (9/3)... Injured left shoulder at TB (9/10) in first start of season... Inactive vs. NYG (9/17) due to shoulder injury... Returned vs. DET (9/24) with team-high five catches for 56 yards... Led team with five catches for 45 yards and one TD at NYJ (11/26)... Only catch vs. GB (12/3) was a season-long 41-yard gain... Paced team at SF (12/17) with five receptions for 47 yards... Led team in receiving for fourth time in 2000 with season-high seven catches, including go-ahead TD catch, for 79 yards at DET (12/24). **1999** - Totalled 19 receptions for 219 yards and three TDs while seeing action in nine games (four starts) as a rookie... Inactive through first five games of season before recording a catch in each of the last seven games... Activated vs. PHI (10/17) after injury to Curtis Conway... Made NFL debut at TB (10/24)... Named team's third QB at GB (11/7) after injury to Shane Matthews and nearly became Bears' fourth QB of the season after injury to Cade McNown, but Jim Miller was able to finish the contest... First start was a memorable one as he took a wide receiver screen for his first career reception and raced 57 yards for a TD to fuel a 134-yard afternoon with two TDs on seven catches vs. MIN (11/14); became Chicago's first rookie wideout since Willie Gault (1983) to record a 100-yard game while combining with Marcus Robinson (7-148) to become 15th receiving tandem in team history to record 100-yard efforts in same game... Recorded first rushing attempt at SD (11/21), going eight yards on a reverse... Caught three passes for 33 yards and third TD on Thanksgiving Day at DET (11/25)... Tallied four receptions for 29 yards in season-finale vs. TB (1/2/00).

COLLEGE: Ended Northeast Louisiana (1995-98) career ranked second in school history with 178 receptions and 2,784 yards... Three-year starter scored 23 TDs and averaged 15.6 yards per catch... All-Independent first-team selection as senior with 75 catches for 1,168 yards and 11 TDs... Averaged 106.2 yards per game... Opened season with 10 catches for 194 yards and two TDs vs. Nicholls State... Appeared in nine games as junior, catching 44 passes for 621 yards and five TDs... Caught nine passes for 159 and two TDs vs. Central Florida... As a sophomore, earned second-team all-Independent honors as a first-year starter... Averaged 16.8 yards on 51 catches... Caught 11 passes for 133 yards and TD vs. Arkansas... Career-high 218 yards on 10 catches and two TDs vs. Central Florida; fourth-best single-game receiving yardage total in school history... Played every game as freshman and finished with eight catches for 140 yards (17.5 avg.)... Redshirted as true freshman in 1994... Majored in general studies.

PERSONAL: Standout QB at Jonesboro-Hodge (La.) H.S. who threw for 1,418 yards and 16 TDs as a senior... Also excelled in track, finishing third in state long jump finals... Youngest of two children of Calvin and Vera Joe Booker... He and wife Tamala have one daughter, Darian Brianna... Married on the same day as the Pro Bowl in 2002 (2/9).

Booker's Pro Stats

	Rec	Yds	Avg	Lg	TD	Rush	Yds	Avg	Lg	TD	G-GS
1999 Bears	19	219	11.5	57t	3	1	8	8.0	8	0	9-4
2000 Bears	47	490	10.4	41	2	2	-1	-0.5	5	0	15-7
2001 Bears	100	1071	10.7	66t	8	4	8	2.0	13	0	16-16
2002 Bears	97	1,189	12.2	54	6	0	0	0.0	-	0	16-16
Career	263	2,969	11.3	66t	19	7	15	2.1	13	0	56-43

ADDITIONAL STATS: Passing - 2-of-7, 78 yards, 2 TD; 2001 (1-of-2, 34-yard TD); 2002 (1-of-5, 44-yard TD).

POSTSEASON

2001 Bears	2	18	9.0	14	0	0	0	0.0	-	0	1-1
Career	2	18	9.0	14	0	0	0	0.0	-	0	1-1

BOOKER'S SINGLE-GAME CAREER HIGHS

Receptions: 12 vs. GB (10/7/02)

Receiving Yards: 198 vs. MIN (9/8/02)

Long Reception: 66t at TB (11/18/01)

Receiving TDs: 3 at TB (11/18/01)

2003 Chicago Bears

The Players

Marty Booker Game-by-Game Receiving 20-23 Regular Season Starting Record (0-1 Postseason)

Chicago Bears

1999	W/L	Opponent	Rec	Yards	Avg.	Long	TD
9/19	L	SEATTLE			INACTIVE		
9/26	L	at Oakland			INACTIVE		
10/3	W	NEW ORLEANS			INACTIVE		
10/10	W	at Minnesota			INACTIVE		
10/17	L	PHILADELPHIA			DNP		
10/24	L	at Tampa Bay	0	0	0.0	-	0
10/31	L	at Washington	0	0	0.0	-	0
11/7	W	at Green Bay			INACTIVE - THIRD QB		
* 11/14	L	MINNESOTA	7	134	19.1	57t	2
11/21	W	at San Diego	1	3	3.0	3	0
* 11/25	L	at Detroit	3	33	11.0	23t	1
12/5	L	GREEN BAY	1	4	4.0	4	0
* 12/19	W	DETROIT	2	8	4.0	5	0
* 12/26	L	at St. Louis	1	8	8.0	8	0
1/2	L	TAMPA BAY	4	29	7.3	14	0
Totals	1-3		19	219	11.5	57t	3

2000	W/L	Opponent	Rec	Yards	Avg.	Long	TD
9/3	L	at Minnesota	6	59	9.8	12	0
* 9/10	L	at Tampa Bay	0	0	0.0	-	0
9/17	L	N.Y. GIANTS			INACTIVE		
* 9/24	L	DETROIT	5	56	11.2	25	0
10/1	W	at Green Bay	2	15	7.5	8	0
10/8	L	NEW ORLEANS	3	44	14.7	20	0
10/15	L	MINNESOTA	2	32	16.0	24	0
10/22	L	at Philadelphia	3	13	4.3	6	0
11/5	W	INDIANAPOLIS	1	11	11.0	11	0
* 11/12	L	at Buffalo	4	17	4.3	11	0
11/19	W	TAMPA BAY	1	7	7.0	7	0
11/26	L	at N.Y. Jets	5	45	9.0	13	1
* 12/3	L	GREEN BAY	1	41	41.0	41	0
* 12/10	W	NEW ENGLAND	2	24	12.0	15	0
* 12/17	L	at San Francisco	5	47	9.4	13	0
* 12/24	W	at Detroit	7	79	11.3	27	1
Totals	2-5		47	490	10.4	41	2

2001	W/L	Opponent	Rec	Yards	Avg.	Long	TD
* 9/9	L	at Baltimore	9	49	5.4	12	0
* 9/23	W	MINNESOTA	9	95	10.6	22	1
* 10/7	W	at Atlanta	1	63	63.0	63t	1
* 10/14	W	ARIZONA	5	48	9.6	25	0
* 10/21	W	at Cincinnati	6	76	12.7	21	1
* 10/28	W	SAN FRANCISCO	9	67	7.4	30	0
* 11/4	W	CLEVELAND	7	85	12.1	16	1
* 11/11	L	at Green Bay	8	81	10.1	25	0
* 11/18	W	at Tampa Bay	7	165	23.6	66t	3
* 11/25	W	at Minnesota	3	9	3.0	7	0
* 12/2	W	DETROIT	9	74	8.2	17	0
* 12/9	L	at Green Bay	2	14	7.0	10	0
* 12/16	W	TAMPA BAY	3	19	6.3	11	1

2003 Chicago Bears

The Players

* 12/23	W	at Washington	7	74	10.6	16	0
* 12/30	W	at Detroit	9	115	12.8	44	0
* 1/6	W	JACKSONVILLE	6	37	6.2	17	0
Totals	13-3		100	1,071	10.7	66t	8

POSTSEASON

* 1/19	L	PHILADELPHIA	2	18	9.0	14	0
Totals	0-1		2	18	9.0	14	0

2002	W/L	Opponent	Rec	Yards	Avg.	Long	TD
* 9/8	W	MINNESOTA	8	198	24.8	54	1
* 9/15	W	at Atlanta	5	48	9.6	17	0
* 9/22	L	NEW ORLEANS	8	97	12.1	22t	1
* 9/29	L	at Buffalo	4	82	20.5	33	0
* 10/7	L	GREEN BAY	12	141	11.8	31	1
* 10/20	L	at Detroit	1	14	14.0	14t	1
* 10/27	L	at Minnesota	4	80	20.0	40	1
* 11/3	L	PHILADELPHIA	5	37	7.4	19	0
* 11/10	L	NEW ENGLAND	4	65	16.3	27	0
* 11/18	L	at St. Louis	7	65	9.3	24	0
* 11/24	W	DETROIT	10	157	15.7	40	0
* 12/1	L	at Green Bay	6	52	8.7	21	0
* 12/9	L	at Miami	5	46	9.2	26	1
* 12/15	W	N.Y. JETS	9	62	6.9	12	0
* 12/22	L	at Carolina	5	20	4.0	7	0
* 12/29	L	TAMPA BAY	4	25	6.3	8	0
Totals	4-12		97	1,189	12.3	54	6

* Denotes Game Started

THE BRIAN PICCOLO AWARD

Bear veterans vote the **Brian Piccolo Award** to the rookie who best exemplifies the courage, loyalty, teamwork, dedication, and sense of humor of the late Brian Piccolo. In 1992, the award was expanded to include a veteran who possesses the same qualities.

In his senior season at Wake Forest (1964), Piccolo led the nation in scoring (111 points) and rushing (1,044 yards). Signed with the Bears as an undrafted free agent, he spent a season on the taxi squad, and in four subsequent years he rushed 258 times for 927 yards and four touchdowns. He also caught 58 passes for 537 yards and one TD.

Piccolo died of embryonal cell carcinoma on June 16, 1970. He was 26 years old and left his wife, Joy, three daughters, and legions of friends.

1970 Glen Holloway (G)	1986 Neal Anderson (RB)	1996 Chris Zorich (DT)
1971 Jerry Moore (S)	1987 Ron Morris (WR)	Bobby Engram (WR)
1972 Jim Osborne (DT)	1988 James Thornton (TE)	Ryan Wetnight (TE)
1973 Wally Chambers (DT)	Mickey Pruitt (LB)	John Allred (TE)
1974 Fred Pagac (TE)	1989 Trace Armstrong (DE)	Van Hiles (S)
1975 Roland Harper (RB)	1990 Mark Carrier (S)	1998 Bobby Engram (WR)
1976 Brian Baschnagel (WR)	1991 Chris Zorich (DT)	Tony Parrish (S)
1977 Ted Albrecht (T)	1992 Mike Singletary (LB)	1999 Marcus Robinson (WR)
1978 John Skibinski (RB)	Troy Auzenne (T)	Jerry Azumah (CB)
1979 Dan Hampton (DE)	1993 Tom Waddle (WR)	Clyde Simmons (DE)
1980 Bob Fisher (TE)	Myron Baker (LB)	Brian Urlacher (LB)
1981 Mike Singletary (LB)	Todd Perry (T)	2001 James Williams (T)
1982 Jim McMahon (QB)	1994 Shaun Gayle (S)	Anthony Thomas (RB)
1983 Jim Covert (T)	Raymont Harris (RB)	2002 Phillip Daniels (DE)
1984 Shaun Gayle (S)	1995 Erik Kramer (QB)	Alex Brown (DE)
1985 Kevin Butler (K)	Rashaan Salaam (RB)	

2003 Chicago Bears

The Players



ALFONSO BOONE

Defensive Tackle

6-4 328

January 11, 1976

Mt. San Antonio JC

Bears season: 3 NFL Season: 3

Acquired as waived free agent in 2000

70

PRO CAREER: Versatile interior lineman in Chicago's defensive line rotation over the last two seasons... Served as a fill-in starter for five games in 2002 and recorded career-high 28 tackles, forced a fumble, recovered another and recorded 1.5 sacks... Made NFL debut and played in 11 games in a reserve role with the Bears in 2001... Closed rookie season as Gameday Inactive for the Bears after spending most of the year on Detroit's practice squad... Originally drafted in the seventh round (253rd overall) by Detroit with the second-to-last pick of the 2000 NFL Draft, one pick before current teammate Mike Green was chosen as 'Mr. Irrelevant' by the Bears with the final pick.

2002 SEASON: Played in all 16 games for the first time in his career with five starts... Started Games 3-6 at LDT after Ted Washington was lost for the season to injury and started Game 16 at RDT for injured Keith Traylor... Entered game for injured Washington at ATL (9/15) and recorded four tackles and forced a fumble... Took over LDT position vs. NO (9/23), making first career start and assisted on one tackle... Started fourth straight game at DET (10/20) and recovered fumble and recorded two tackles... Led defensive line with five tackles, including two TFLs, at MIN (10/27)... Started at RDT for Traylor vs. TB (12/29), recording five tackles with career-high 1.5 sacks. **GAMES PLAYED-STARTED: 16-5**

PREVIOUS SEASONS: 2001 - Saw first NFL action as a reserve tackle and special teamer, appearing in 11 of Chicago's final 12 contests, plus the playoff game... Inactive Games 1-4 and 12... Recorded one tackle in NFL debut at CIN (10/21)... Gained six yards after scooping up first career fumble recovery vs. TB (12/16); also assisted on two tackles... First career sack came at DET (12/30) for a loss of seven yards; totaled two tackles. **2000** - Spent first 11 weeks of his rookie season on Detroit's practice squad before being signed to the Bears active roster (11/21)... Listed as Gameday Inactive by Chicago for the final five games of the season.

COLLEGE: Played two years at Mt. San Antonio J.C. (Walnut, Calif.)... Named 1999 Mission Conference Defensive Player-of-the-Year as a sophomore... Originally enrolled at Central State (Ohio) in 1995, but was forced to leave when the school dropped football... Spent time working in Lansing, Mich., following departure from Central State... Brief time at Central State began his five-year college eligibility clock, which forced him to enter the 2000 NFL Draft.

PERSONAL: Graduate of Arthur Hill H.S. (Saginaw, Mich.)... Resides in hometown of Saginaw during the offseason... Fiancée is Sarah Buckley.

Boone's Pro Stats

	Int-Yds	Tkls-Solo	FF	FR	TFL	PD	Sack-Yds	G-GS
2001 Bears	0-0	11-2	0	1	0	0	2-17	11-0
2002 Bears	0-0	28-22	1	1	3	1	1.5-5	16-5
Career	0-0	39-24	1	2	3	1	3.5-22	27-5

POSTSEASON


2001 Bears	0-0	2-1	0	0	0	0	0-0	1-0
Career	0-0	2-1	0	0	0	0	0-0	1-0

BOONE'S SINGLE-GAME CAREER HIGHS

Tackles: 5, last vs. TB (12/29/02)

Solo: 4, last vs. TB (12/29/02)

Sacks: 1.5 vs. TB (12/29/02)



ALEX BROWN

Defensive End

6-3 272

June 4, 1979

Florida

Bears season: 2 NFL Season: 2

Acquired in 4th round of the 2002 draft

96

PRO CAREER: Proved to be one of the steals of the 2002 NFL Draft by moving into Chicago's starting lineup at right end in the seventh game of the season and leading all NFC rookies by being involved in six turnovers (three forced fumbles and three fumble recoveries)... Tied teammate Bryan Knight for fourth in the NFL with his three fumble recoveries, the most for a Bears rookie since Tony McGee recovered three in 1971... Recorded 49 tackles, including three for loss, and 2.5 sacks... Originally drafted in the fourth round (104th overall) by Chicago in 2002... Voted by teammates as the 2002 rookie recipient of the Brian Piccolo Award.

2002 SEASON: Made immediate impact on Chicago's defensive line as a rookie, appearing in the final 15 games and starting nine of the last 10 at RE... Tied fellow rookie Bryan Knight for fourth in the NFL among all defensive players with three fumble recoveries, tied for team lead with three forced fumbles and ranked fifth on Bears with 2.5 sacks... Also totaled 49 tackles (32 solos) and three pass defenses and contributed on special teams coverage... Listed as Gameday Inactive in season-opener vs. MIN (9/8)... Made NFL debut at ATL (9/15); posting one PD as reserve DE... Recorded first three NFL tackles at BUF (9/29) as reserve DE... Started first NFL game at RE at MIN (10/27), recording four tackles and forcing first career fumble... Recorded career-high nine tackles (seven solos) vs. PHI (11/3)... Forced two fumbles and recorded career-high 1.5 sacks among four tackles vs. NE (11/10)... Recovered fumble and posted four tackles at STL (11/18) on *Monday Night Football*... Recorded seven tackles and a fumble recovery at GB (12/1)... All three tackles caused loss of yardage on *MNF* at MIA (12/9), with one sack and two TFLs... Recorded three tackles and one PD vs. NYJ (12/15)... Start at CAR (12/22) was last of season and ninth consecutive; posted fumble recovery and eight tackles. **GAMES PLAYED-STARTED: 15-9**

COLLEGE: Selected as an all-American, first-team all-Southeastern Conference and Lombardi Award semifinalist (finalist as a senior) each of the final three seasons of his four-year Florida career (1998-2001)... Established school record with 33 career sacks, including single-season UF-best 13 as a senior, while starting 31 of 46 regular season games played... *Associated Press* SEC Defensive Player-of-the-Year... In his first season at defensive end, became just third sophomore in school history to garner first-team all-American honors, being selected by *Football News* and the Walter Camp Football Foundation... Earned second-team all-American accolades by *Associated Press* and third-team by *The Sporting News*... Saw action at SLB in all 11 regular season games as a true freshman, serving as the top backup to Jevon Kearse, and recording 10 tackles with two sacks and three TFLs... Majored in recreation program delivery.

PERSONAL: Considered one of nation's elite prep linebackers coming out of Hamilton County (White Springs, Fla.) H.S. in 1996... Rated as top LB in nation while earning PrepStar all-American Dream Team honors from the publication... First-team all-State (3A) selection... Selected as district MVP on defense and offense (LB and QB)... Selected district MVP in basketball and was the state 3A champion in the discus in 1996... Son of Essie and James Brown... He and wife, Karimar, have one son, Antonio.

A. Brown's Pro Stats

	Int-Yds	Tkls-Solo	FF	FR	TFL	PD	Sack-Yds	G-GS
2002 Bears	0-0	49-32	3	3	3	3	2.5-19	15-9
Career	0-0	49-32	3	3	3	3	2.5-19	15-9

BROWN'S SINGLE-GAME CAREER HIGHS

Tackles: 9 vs. PHI (11/3/02)
Sacks: 1.5 vs. NE (11/10/02)

Solos: 7 vs. PHI (11/3/02)

2003 Chicago Bears

The Players



MIKE BROWN

Free Safety

5-10 212

February 13, 1978

Nebraska

Bears season: 4 NFL Season: 4

Acquired in 2nd round of the 2000 draft

30

PRO CAREER: One of Chicago's top playmakers on defense is a student of the game who has gained a reputation around the NFL as a heavy hitter with tremendous instincts for the ball... With at least one defensive score in each of his first three seasons in the League, all as the Bears' starting free safety, he enters the 2003 campaign tied with CB Bennie McRae (1962-70) for first on the team's all-time list for defensive touchdowns with four... Leading interceptor for Chicago the last two seasons... Fierce competitor has started 47 of 48 career regular season games played, including the first 44... Ranked third on Chicago in 2002 with 111 tackles while leading with three INTs and nine pass defenses... All-Pro performer in 2001 with career-high five INTs, highlighted by three-game INT streak kicked-off by game-winning TD returns in overtime in consecutive weeks (San Francisco and Cleveland)... As a rookie, led Bears secondary with 118 tackles, becoming just the seventh Bears rookie since 1974 to record over 100 tackles, while his scoring INT return made him the first Bears rookie since 1993 (Myron Baker) to record a defensive TD... Originally drafted in the second round (39th overall) by Chicago in 2000.

2002 SEASON: Intercepted three passes to lead Bears for second straight season and ranked third on team with 111 tackles while starting 15 of 16 games played at FS... Led team with nine PDs... Missed entire preseason with broken right hand suffered in training camp... Returned to start third consecutive season-opener at FS vs. MIN (9/8), setting-up game-winning TD with INT and 16-yard return; added seven tackles... Recorded seven tackles and two PDs at ATL (9/15) while forcing and recovering a fumble on same play in third QTR... Led secondary vs. NO (9/23) with eight tackles... Scored fourth career TD on 62-yard fumble return pitched from Roosevelt Colvin at BUF (9/29), the longest lateralled fumble return for a TD by Chicago since Hugh Gallarneau's 67-yard TD from George Wilson vs. DET (11/24/46); added nine tackles and one PD... Set-up TD with 35-yard fumble return vs. GB (10/7) on MNF; added five tackles... Tied for secondary lead with 10 tackles at DET (10/20)... Forced fumble among four tackles at MIN (10/27); added two special teams tackles... Picked off second INT while adding four tackles and career-high four special teams stops vs. PHI (11/3)... Recorded six tackles (one TFL) vs. NE (11/10); added two special teams tackles... Intercepted third pass of season to go with six tackles and one PD at STL (11/18) on MNF... Recorded eight tackles and one PD at GB (12/1)... Led Bears secondary with nine tackles at MIA (12/9) on MNF despite missing first career start due to left knee bruise suffered on punt coverage after Chicago's first offensive series; missed Bears first defensive series... Recorded seven tackles, including six solos and one TFL, at CAR (12/22)... Recorded nine tackles in Sunday night season-finale vs. TB (12/29). **GAMES PLAYED-STARTED: 16-15**

PREVIOUS SEASONS: 2001 - Earned first-team all-Pro honors from the *Associated Press* and *Football Digest* while leading Chicago with career-high five INTs and starting all 16 games for the second consecutive season, plus his first career playoff start... The Bears honored for the NFLPA's Unsung Hero Award... Tied for tenth in NFC in INTs, tying for the NFL lead with two INT returns for TD... Ranked second on Bears secondary with 86 tackles and second with 13 PDs... Stunned 49ers and Browns in back-to-back games with game-winning INT returns for TDs in OT, an NFL first... Recorded six tackles, including first career sack, and 32-yard INT return at ATL (10/7)... Forced fumble and posted five tackles, with one TFL, vs. ARIZ (10/14)... Equaled team-high with eight tackles at CIN (10/21)... Returned INT 33-yards for TD in OT vs. SF (10/28) completed Bears comeback with quickest OT decision in NFL history (16 seconds); added six tackles... Duplicated game-winning heroics with 16-yard INT return for TD in OT to finish comeback vs. CLE (11/4); added five tackles... Left game vs. GB (11/11) in fourth QTR with mild concussion after recording INT in third consecutive game in first QTR... Recorded six tackles at MIN (11/25); added two PDs... Named NFC Defensive Player-of-the-Week after leading secondary with nine tackles, with two sacks, vs. DET (12/2); forced and recovered fourth-QTR fumble and added two PDs... Tied for secondary lead with

eight tackles at GB (12/9)... Led secondary vs. TB (12/16) with seven tackles; added one PD... Picked off fifth INT in end zone at DET (12/30); added two tackles... Contributed five tackles, with one TFL, and one PD in Divisional Playoff vs. PHI (1/19/02) despite missing most of the second half due to a concussion. **2000** - Made immediate impact at FS for the Bears as the team's only rookie starter on Opening Day and quickly demonstrated big-play ability... Started all 16 games en route to ranking second on the team with 118 total tackles and being named all-Rookie first team by *Pro Football Weekly*, *Football News* and *Football Digest*... Opening day start at MIN (9/3) made him the third rookie defensive back in the last five years to open the season in the Bears' starting lineup; contributed five tackles and one PD... Had big-play game vs. NYG (9/17) with fumble recovery and FG block in fourth QTR to go with nine tackles... Recorded first career TD with 35-yard INT return vs. NO (10/8); added nine tackles... Led team vs. GB (12/3) with career-high 12 tackles; added one PD... Paced secondary vs. NE (12/10) with eight tackles plus a career-high three PDs... Led secondary with 10 tackles at SF (12/17).

COLLEGE: Three-year starter at Nebraska who became third player Husker history to lead team in tackles three straight seasons... School's second-leading tackler of all-time (Jerry Murtaugh 1968-70)... Ranks ninth on Cornhusker career list with nine INTs... As a senior was named first-team all-America by the *Associated Press* and Football Writers Association, unanimous all-Big Twelve first-team selection and academic all-American... Started every game as a senior, leading Huskers with 96 tackles while adding two sacks, eight TFLs, five INTs and five PDs while recovering one fumble and forcing six... Named all-Big Twelve first-team as a junior and all-Big Twelve second-team as a sophomore... As a junior, set Nebraska single-season record for tackles by a defensive back with career-high 102... Career-high 19 tackles vs. Texas during junior campaign stands as the second-highest single-game total at the school since 1971... Moved from left corner to rover in preseason of sophomore year before leading team with 77 tackles... Played cornerback as freshman before playing both safety positions in final three seasons... Majored in business administration carrying a 3.2 grade point average.

PERSONAL: Named top defensive back in country by SuperPrep coming out of Saguaro H.S. in Scottsdale, Ariz., where he was also a top-flight running back... Named Arizona Player-of-the-Year by every major publication... Named state's top RB and DB by *Arizona Republic* - first player to receive both awards in 10 years... Rushed for 2,036 yards (9.6 avg.) and 31 TDs as a senior... Also earned all-state honors in baseball as a centerfielder, hitting .426 with 27 stolen bases... Past community involvement includes partnering with fellow members of Bears secondary and Meals on Wheels to "Intercept Hunger" with meal donations being made based on player performance... He and wife Erin were married during the offseason.

M. Brown's Pro Stats

	Int-Yds	Tkls-Solo	FF	FR	TFL	PD	Sack-Yds	G-GS
2000 Bears	1-35t	118-77	0	1	1	6	0-0	16-16
2001 Bears	5-81	86-48	2	1	1	13	3-21	16-16
2002 Bears	3-16	111-71	1	2	2	9	0-0	16-15
Career	9-132	315-196	3	4	4	28	3-21	48-47

ADDITIONAL STATS: Touchdowns - 4; 35-yard INT return vs. NO (10/8/00); 33-yard INT return vs. SF (10/28/01); 16-yard INT return vs. CLE (11/4/01); 62-yard fumble return at BUF (9/29/02). **Field Goal Blocks** - 1; vs. NYG (9/17/00). **Special Teams Tackles** - 28: 2000 (9); 2001 (9); 2002 (10).

POSTSEASON

2001 Bears	0-0	5-4	0	0	1	1	0-0	1-1
Career	0-0	5-4	0	0	1	1	0-0	1-1

BROWN'S SINGLE-GAME CAREER HIGHS

Tackles: 12 vs. GB (12/3/00)

Solo: 7, last at BUF (9/29/02)

Pass Defenses: 3 vs. NE (12/10/00)

Interceptions: 1, last at STL (11/18/02)

2003 Chicago Bears

The Players



MIKE CALDWELL

Linebacker

6-2 235

August 31, 1971

Middle Tennessee State

Bears season: 2 NFL Season: 11

Acquired as unrestricted free agent 2002

55

PRO CAREER: Key contributor in his first season with the Chicago defense, recording 69 tackles with three sacks as a reserve LB and spot-starter, while adding six special teams tackles... Signed with Bears (3/22/02) after career-best season with Philadelphia in 2001... Became full-time starter in 2001 after playing a reserve role throughout his first three years in Philly... In 2000, was selected by his peers as the third alternate to the NFC Pro Bowl squad as a special teamer... Made immediate impact on Eagles special teams after signing with the team (4/9/98) as an unrestricted free agent from Arizona, being voted by his teammates as the unit's MVP his first season in Philly... Led squad with special teams tackles during his four years in Philadelphia... Spent his first three NFL seasons with the Browns/Ravens before moving to Arizona in 1997... Originally drafted in the third round (83rd overall) by Cleveland in 1993.

2002 SEASON: Filled role of reserve OLB and special teamer for all 16 games during first season with Chicago, starting three games at WLB due to injury... Ranked third among Bears LBs with 69 tackles and three sacks; added six special teams tackles... Recorded one tackle subbing at WLB for injured Warrick Holdman at ATL (9/15)... Recorded four tackles subbing at WLB for injured Holdman at BUF (9/29); added 2 special teams stops... Started first game as a Bear at WLB vs. GB (10/7) on *Monday Night Football*, posting 10 tackles and one PD... Started at WLB at DET (10/20) and posted 11 tackles, including first sack with Chicago... Recorded eight tackles at MIN (10/27) in final start of season... Recorded four tackles, including first sack as a Bear, at STL (11/18)... Recovered fumble and posted six tackles vs. DET (11/24)... Recorded sack among three tackles at CAR (12/22). **GAMES PLAYED-STARTED: 16-3**

PREVIOUS SEASONS: 2001 - Won Eagles starting WLB position in training camp and compiled a career-high 140 tackles, including three sacks, and seven PDs while starting all 16 games... Remained a key special teams player with eight special teams stops... Registered 10 tackles in season-opener vs. STL (9/9), including a sack of Kurt Warner... Forced fumble vs. DAL (9/30) that Damon Moore recovered and ran in for a 10-yard TD... Set career-high with 14 tackles at NYG (10/22)... Sacked Rich Gannon vs. OAK (10/28)... Left game at ARIZ (11/4) after suffering calf strain... Tied for the game-high with 13 tackles vs. WASH (11/25)... Sacked Jeff Garcia at SF (12/22)... Led Eagles with seven tackles in Wild Card Game vs. TB (1/12/02)... Followed four tackles in Division Playoff at CHI (1/19/02) with team-high nine tackles in NFC Championship Game at STL (1/27/02). **2000** - Unquestioned leader on special teams for the Eagles, finishing second on team with 27 tackles... Also contributed 63 tackles while starting three of 16 games played at LB... Collected six tackles vs. CHI (10/22)... Intercepted a pass and raced 26 yards for a TD vs. ARIZ (11/19)... Had season-high seven tackles at WASH (11/26)... Had solid all-around game with five tackles, and four special teams tackles in the season-finales vs. CIN (12/24)... Tallied five tackles including a sack of Shaun King in NFC Wild Card Game vs. TB (12/31). **1999** - Led team with 26 special teams stops despite missing two games due to injury... Suffered a hamstring injury vs. DAL (10/10) and was inactive for the next two contests... Returned to reserve action at OLB in Games 8-9 and posted three tackles, including two TFLs, vs. NYG (10/31) and seven tackles at CAR (11/7)... Due to William Thomas' injury (hip flexor), started next two games at RLB and responded with seven tackles vs. WASH (11/14), including a sack and an INT... Notched seven stops vs. IND (11/21). **1998** - In his first season as an Eagle, was voted by teammates as the club's special teams MVP after leading those units with 18 tackles... Also started half of season at LB, recording 52 tackles and one INT... Began year as reserve LB and registered an INT vs. Brian Griese at DEN (10/4)... Stepped into the starting lineup when LB James Darling suffered a knee injury and maintained the position for the final eight contests, even though Darling returned for the last four games... Posted one sack vs. DET (11/8), seven tackles apiece at NYG (11/22) and vs. STL (12/3), and a season-high 10 stops vs. NYG (12/27). **1997** - Signed with Arizona as a free agent and played in 16 games

2003 Chicago Bears

The Players

for the Cardinals as a special teamer and backup OLB collecting 33 tackles, two sacks and one INT... Picked-off INT from Ty Detmer vs. PHI (11/2). **1996** - Started all nine games he played at OLB for the Ravens as he moved along with the team to Baltimore from Cleveland... Led club with 4.5 sacks and ranked fifth on team with 76 tackles despite missing seven contests due to a knee injury... Returned an INT 45 yards for a career-long TD vs. JAX (11/24). **1995** - Recorded first career 100-tackle season plus two INTs while starting six of 15 games played for Cleveland... Clinched win vs. KC (9/24) with 24-yard INT return for TD off Steve Bono. **1994** - Played all 16 games as reserve LB and special teamer for Cleveland, posting 61 tackles and 19 special teams stops... Forced John Elway to fumble on third-down play at DEN (10/30)... First career INT came off Drew Bledsoe pass on the final play vs. NE (11/6). **1993** - Played in 15 games as a rookie, leading Browns with 18 special teams tackles... Made first career start at ATL (11/28).

COLLEGE: Started every game during a four-year career at Middle Tennessee State where he originally showed his penchant for making big plays with 10 INTs, five fumble recoveries and three TDs... Earned All-America honors and was Ohio Valley Conference defensive player of the year as a senior... Also played right field for the Blue Raiders' baseball team in 1991 and was a point guard on their basketball squad in 1990... Earned a degree in business administration in 1996 to uphold the promise he made to his mother to finish college.

PERSONAL: Earned all-state honors in football, baseball and basketball as a senior at Oak Ridge (Tenn.) H.S... Has done charitable work on behalf of Special Olympics during his career... In 2000, teamed up with LB Ike Reese to host a segment on the Philly NBC affiliate, WCAU Channel 10, entitled "Mike and Ike"... Nickname is Zeke... Enjoys golf, basketball, reading and movies... Isaiah Michael Caldwell, Jr., is the youngest and lone boy of five children of Isaiah and Bobbie Caldwell... Mike and wife Sue have one daughter, Sydnei Mykel... An accomplished college athlete herself, Sue was an all-America selection in track at Tennessee and ran in the 100- and 200-meter sprints in the 1992 and 1996 Olympic trials.

Caldwell's Pro Stats

	Int-Yds	Tkls-Solo	FF	FR	TFL	PD	Sack-Yds	G-GS
1993 Cleveland	0-0	42-13	0	1	NA	3	0-0	15-1
1994 Cleveland	1-0	61-27	1	0	NA	4	0-0	16-1
1995 Cleveland	2-24	100-53	0	0	NA	6	0-0	15-6
1996 Baltimore	1-45t	76-49	1	0	NA	3	4.5-NA	9-9
1997 Arizona	1-5	33-21	1	0	NA	2	2-NA	16-0
1998 Philadelphia	1-33	52-39	1	0	NA	5	1-NA	16-8
1999 Philadelphia	1-12	36-22	0	0	NA	2	1-NA	14-2
2000 Philadelphia	1-26t	63-43	1	0	NA	7	0-0	16-3
2001 Philadelphia	0-0	140-73	0	0	NA	7	3-NA	16-16
2002 Bears	0-0	69-49	0	1	1	2	3-31	16-3
Career	8-145	672-389	5	2	1	41	14.5-NA	149-49

ADDITIONAL STATS: Touchdowns - 3: 24-yard INT return vs. KC (9/24/95), 45-yard INT return vs. JAX (11/24/96), 26-yard INT return vs. ARIZ (11/19/00). **Special Teams Tackles** - 138: CLE 1993 (18), CLE 1994 (19), CLE 1995 (7), ARIZ 1997 (9), PHI 1998 (18), PHI 1999 (26), PHI 2000 (27), PHI 2001 (8), CHI 2002 (6).

POSTSEASON

1994 Cleveland	0-0	7-5	0	0	NA	0	0-0	2-0
2000 Philadelphia	0-0	9-6	0	0	NA	0	1-7	2-0
2001 Philadelphia	0-0	20-16	0	0	NA	1	0-0	3-3
Career	0-0	24-19	0	0	NA	1	1-7	7-3

ADDITIONAL STATS: Special Teams Tackles - 5: CLE 1994 (2), PHI 2000 (3).

CALDWELL'S SINGLE-GAME CAREER HIGHS

Tackles: 14 at NYG (10/22/01)
Sacks: 2 vs. STL (10/27/96)

Solos: 9, last vs. GB (10/7/02)
Interceptions: 1, last vs. ARIZ (11/19/00)

2003 Chicago Bears

The Players



CHRIS CHANDLER

Quarterback

6-4 224

October 12, 1965

Washington

Bears season: 2 NFL Season: 16

Acquired as unrestricted free agent 2002

12

PRO CAREER: Veteran QB completed his ninth consecutive season of more than 1,000 passing yards in 2002, his first season as a back-up with Chicago... Joined Bears as an unrestricted free agent on April 15, 2002, enabling him to increase his NFL record of teams started for to seven... Also played for Atlanta Falcons, Houston Oilers, Los Angeles Rams, Phoenix Cardinals, Tampa Bay Buccaneers and Indianapolis Colts... Recorded the second highest passing yardage total of his career (2,847) in 2001 while leading the NFL with a 115.0 QB rating in the fourth QTR in his final season with Atlanta... Ranks as the third-leading passer in Falcon history with 13,268 yards in his five seasons with the team, going over 20,000 yards passing for career in 1999 and heading into 2003 with 26,971 for his career... One of two QBs in Falcon history (Steve Bartkowski) to pass for 400 yards in a game... Led Atlanta to its only Super Bowl berth in 1998... Enjoyed career years in first two seasons in Atlanta with 20 and 25 passing TDs, respectively, earning consecutive Pro Bowl trips in 1997 and 1998... Set Atlanta record by throwing at least one TD pass in 27 straight games from 1998-99... Played with Cards their final season before changing their team name from Phoenix to Arizona (1993), a member of Rams their last season in Los Angeles (1994) and was on the last Oilers team to play in Houston (1996)... Originally drafted in the third round (76th overall) by Indianapolis in 1988.

2002 SEASON: Signed in the offseason to serve as Jim Miller's back-up, started seven of nine games played in first season in Chicago... Participated in Games 3, 6-7, 9-11 and 13-15 - starting Games 6-7, 9-11, 14-15; DNP Games 1-2, 4-5 and 8; Inactive Games 12 and 16... Chicago's second-leading passer, throwing for 1,023 yards on 103-of-161 passing with four TDs and four INTs... Made Bears debut vs. NO (9/23) in fake two-point conversion formation before taking delay of game penalty... Made first start for Chicago at DET (10/20) completing 16-of-25 passes for 163 yards and one TD... Started and threw for 176 yards at MIN (10/27) on 15-of-25 passing with one TD... Started vs. NE (11/10), completing 6-of-10 passes for 40 yards; left game in second QTR due to neck sprain... Started on *Monday Night Football* at STL (11/18), completing 20-of-33 passes for 157 yards... Started vs. DET (11/24) and completed 10-of-16 passes for 111 yards and one TD; left game in third QTR due to left ankle injury... Entered game for injured Jim Miller in third QTR at MIA (12/9) and completed 7-of-17 passes for 86 yards... Started vs. NYJ (12/15) and completed season-high 22-of-27 passes for 177 yards... Connected on first six passes at CAR (12/22), including season-long 76-yard TD to Dez White, before coming out of game with a concussion in second QTR; 7-of-8 passing for 113 yards overall. **GAMES PLAYED-STARTED: 9-7**

PREVIOUS SEASONS: 2001 - Started 14 games in fifth and final season with Atlanta, missing two contests to injury while leading the Falcons with 2,847 yards passing, the second-highest season total in his career, and 16 TD passes... Completed 11-of-18 passes for 121 yards in season opener at SF (9/9); did not play second series of first and third QTRs when Michael Vick entered game... Threw for 244 yards on 11-of-14 passing with two TDs and one INT vs. CAR (9/23), including a career-long 94-yard TD pass that stood as the longest pass play of the 2001 NFL season... Completed 20-of-28 passes for 286 yards at ARIZ (9/30) with three TDs... Left game at halftime vs. CHI (10/7) with mild concussion after completing 7-of-12 passes for 75 yards with three INTs... Returned to start vs. SF (10/14) and completed 19-of-36 passes for 268 yards with two TDs, one INT, a two-point conversion pass and a 22-yard run - his longest as a Falcon... Left game after third QTR vs. NE (11/4) due to rib injury; completed 8-of-20 passes for 95 yards and one TD... Inactive as third QB vs. DAL (11/11)... Returned two weeks later to start at GB (11/18), completing career-high 29-of-50 passes for 352 yards with two TDs and two INTs, to beat the Packers and return Bears to sole-possession of the Central Division lead... Connected on 14-of-18 passes for 123 yards in start vs. STL (12/2) but sprained his left ankle on the second-to-last play of the first half and did not return... Came back vs. NO (12/9) to complete 18-of-32 passes for 233 yards with no TDs, one INT...

Compiled 249 yards and two TDs on 23-of-39 passing at IND (12/16)... Named NFC Offensive Player-of-the-Week and the Miller Lite Player-of-the-Week after establishing a personal-best and Falcons team record with 431 yards on 28-of-40 passing and two TDs vs. BUF (12/23), breaking the old mark of 416 passing yards set by QB Steve Bartkowski (vs. PIT, 11/15/81)... Played last game as a Falcon at MIA (12/30), completing 7-of-11 passes for 51 yards and one INT in less than one half; did not return from right elbow sprain suffered at close of first half... Inactive as third QB at STL (1/6/02). **2000** - Started 13 of 14 games played for Atlanta, completing 192-of-331 passes for 2,236 yards with 10 TDs and 12 INTs... Connected on 16-of-31 passes for 264 yards with two TDs in season-opener vs. SF (9/3), engineering scoring drives on team's first five possessions... Connected on 14-of-16 second half passes at CAR (9/17) and 21-of-27 overall for 174 yards... Completed 21-of-35 passes at STL (9/24) for 255 yards with one TD and two INTs to end a streak of 149 passes without and INT... Limited to 89 yards passing vs. NYG (10/8); left game in second QTR with bruised ribs... Returned to start at STL (10/15), connecting on 18-of-30 passes for 220 yards with two TDs and one INT... Completed 15-of-20 passes for 240 yards with two TDs vs. NO (10/22)... Left game in second QTR vs. TB (11/5) due to a concussion; completed 4-of-7 passes for 29 yards with two INTs... Listed as third QB at DET (11/12)... Returned at SF (11/19), completing 16-of-33 passes for 154 yards with one TD... Completed 7-of-12 passes for 97 yards and one INT in start at OAK (11/26)... Listed as third QB vs. SEA (12/3)... Upgraded to back-up status at NO (12/17), relieving starter Doug Johnson to start the second half and completing 4-of-10 passes for 81 yards with a season-long 55-yard pass play and one INT... Returned to starting lineup for season-finale victory vs. KC (12/24), connecting on 20-of-29 passes for 163 yards with two TDs and no INTs. **1999** - Started 12 games for the Falcons, completing 174-of-307 passes for 2,339 yards with 16 TDs and 11 INTs for a passer rating of 83.5, seventh-highest in NFC and 11th in NFL... Left four games due to injury: vs. MIN (9/12) with a strained hamstring, at STL (9/26) with re-aggravated hamstring, vs. STL (10/17) with flu-like symptoms, and at SF (12/12) with rib injury... Missed four games due to injury: at DAL (9/20) with hamstring, vs. BALT (10/3) and at NO (10/10) with aggravated hamstring, and at TEN (12/19) with rib and shoulder injuries... Opened season completing 17-of-30 passes for 258 yards with one TD vs. MIN (9/12), but re-aggravated right hamstring strain in fourth QTR originally suffered in preseason vs. TEN (8/27)... Returned to start at STL (9/26) but did not finish the first half after re-aggravating his injury while completing 5-of-9 passes for 28 yards and one INT; had his team-record 27-game TD streak snapped... Returned to start vs. STL (10/17) and completed 10-of-18 passes for 168 yards with one TD and one INT, but did not finish the game due to flu-like symptoms... Played complete game at PIT (10/25), hitting on 20-of-34 passes for 233 yards with one TD and one INT... Completed 14-of-21 passes for 201 yards vs. CAR (10/31) with two TDs... Tied career-high with four TD passes (first since 1995) at CAR (11/28), connecting on 24-of-42 for 315 yards for his fourth career 300-yard passing game (second as a Falcon)... Completed 15-of-25 passes for 233 yards with two TDs and three INTs vs. NO (12/5); added a one-yard rushing TD... Left game in third QTR at SF (12/12) with rib injury; also jammed his shoulder earlier in game... Returned vs. ARIZ (12/26) to complete 14-of-23 passes for 230 yards with one TD... Notched second 300-yard passing game of season with 306 yards on 19-of-37 passing in season-finale vs. SF (1/3/00), throwing three TDs. **1998** - Led Falcons to organization's first Super Bowl appearance, completing 190-of-327 passes for 3,154 yards in 14 starts, ranking sixth in the NFL in TD passes with a career-high 25 and fourth in league passer rating at 100.9... Led NFL and posted the highest average gain per pass in the 1990s with a 9.65 mark... Trigger man for highest scoring team in club history with 442 points, fourth-best in league... Club also set team records for TDs in a season with 53 and passing TDs with 28... Set club record with a streak of 26 consecutive games with at least one TD pass... Named to second straight Pro Bowl (first on original ballot)... Completed 17-of-32 passes for 268 yards with two TDs in season-opening win at CAR (9/6)... Set new club record by throwing a TD pass in 15th consecutive game at SF (9/27), completing 16-of-38 passes for 268 yards with two TDs... Tossed two TDs and ran for a one-yarder at NYG (10/11); completed 14-of-27 passes for 266 yards to win NFC Offensive Player-of-the-Week honors... Completed 7-of-10 passes for 129 yards with a 54-yard TD vs. NO (10/18) before leaving game in second QTR with sprained left shoulder and bruised ribs... Listed as third QB at NYJ (10/25) replaced by Steve DeBerg... Returned to continue club streak of consecutive TD passes with his 19th in-a-row by throwing for two TDs vs. STL (11/1)... In showdown for first place in NFC West vs. SF (11/15), directed Falcons to win on 12-of-21 passing for 198 yards... Threw for 272 yards, completing 18-of-27 passes with two TDs vs. CHI (11/22), but sprained his right knee and ankle... DNP at STL (11/29); replaced by Tony Graziani... Returned to action to complete 20-of-28 passes for 297 yards with two TDs vs. IND (12/13), also ran for one TD... Topped 300 yards for the first time as a Falcon with 345 yards on 19-of-28 with two TDs at NO (12/13)... Helped team to first NFC West title in 18 years with two TDs at DET (12/20)... Completed 3-of-3 passes for 118 yards with a pair of scores vs. MIA (12/27) to continue club streak of 26 straight games with a TD pass before leaving

2003 Chicago Bears

The Players

with sprained back... Completed 13-of-19 passes for 169 yards in Divisional Playoff vs. SF (1/9/99)... Carried Falcons to Super Bowl by throwing game-tying TD pass with 0:57 left and completing 3-of-3 passes for 56 yards to set-up 38-yard game-winning FG in OT of NFC Championship Game at MIN (1/17/89); totaled 340 passing yards and three TDs on 27-of-43 passing... Completed 19-of-35 passes for 219 yards with one TD and three INTs in Super Bowl XXXIII vs. DEN (1/31/99).

1997 - Named to first career Pro Bowl in first season in Atlanta, completing 202-of-342 passes for 2,692 yards with 20 TDs and only seven INTs in 14 starts despite injury-riddled start to season... Led Atlanta to 6-2 record over last eight games, throwing 12 TDs and just three INTs... Finished second in passer rating in NFL with a then career-best 95.1 mark and was tops in red-zone efficiency with 13 TDs and no INTs... Also ranked first in red-zone passer rating (121.1) and completion percentage (68.4)... Threw TD pass in 12 consecutive games... Completed over 60-percent of passes and passed for 200 yards or more in eight of 14 starts... Left game in second QTR vs. CAR (9/7) with mild concussion... Returned to start vs. OAK (9/14) and tossed 16-of-25 passes for 199 yards and two TDs but had to leave in third QTR with a bruised sternum... Served as third QB at SF (9/21)... Completed 12-of-22 passes for 137 yards with two TDs and one INT vs. DEN (9/28) before suffering high ankle sprain in fourth QTR... Started at NO (10/12) and connected on 10-of-22 passes for 117 yards and one TD... Completed 15-of-30 for 230 yards with two TDs vs. SF (10/19) but left game in fourth QTR with mild concussion... DNP at CAR (10/26)... Started strong second half vs. STL (11/2), completing 19-of-32 passes for 276 yards with two TDs and one INT... Threw for 232 yards with one TD on 20-of-32 passes with one INT at STL (11/16)... Threw two TDs vs. NO (11/23) on 17-of-26 passing for 211 yards... Began year with his second-career trade, going from Houston to Atlanta (2/24) for the Falcons' fourth (WR Derrick Mason) and sixth round (traded to New Orleans) picks in 1997...

1996 - Started 12 games in his final season with Houston, completing 184-of-320 passes for 2,099 yards with 16 TDs and 11 INTs... Performed at his best in the clutch, posting 10 of his 16 TD passes on third down... Tossed three TDs against the Jaguars, Saints, and two each vs. the Ravens, Bengals, and Dolphins... Completed less than 55-percent of his passes in just one contest. **1995** - In 13 games as a starter in his first season with Houston, enjoyed then personal-bests in TDs with 17 and completion percentage at 63.2... His 352 yards passing at CIN (9/24) was the first 300-yard passing game by an Oiler since Warren Moon in 1993... His QB rating of 87.8 was third highest in AFC behind Dan Marino (MIA) and Jim Harbaugh (IND) and he had a streak of 125 straight passes without an INT... Signed with the Oilers as a free agent (3/10).

1994 - His lone season with the Los Angeles Rams included six starts and 12 overall appearances... Posted a solid QB rating of 93.8, the highest of his career at that time... Collected a 149.1 passer rating versus the LA Raiders (11/13) by completing 10-of-11 passes for 171 yards and TD before leaving game with a sprained ankle... Signed with the Rams as a free agent (5/6).

1993 - Played for Cardinals in four games with two starts in a back-up role to Steve Beuerlein... Hit 27-of-46 for 214 yards at DAL (11/14).

1992 - Established then career-highs for passing attempts (413) and completions (245) during his first full season with Phoenix, starting 13 of 15 games played for the Cardinals... Posted eight games over 200 yards passing... Began the year by completing 84 consecutive passes without an INT... Set personal bests that stood until 2001 by throwing 28 completions for 383 yards at DAL (9/20)... Had INT streak snapped at 84 vs. WASH (10/4) when he threw two INTs.

1991 - Started season by playing six games with Tampa Bay before being claimed off waivers by Phoenix... Placed on waivers by the Bucs (11/5) and claimed by the Cards the next day... Appeared in the final three games of the campaign for the Cardinals, including two starts.

1990 - Saw limited action in his only complete season with the Buccaneers, appearing in seven games with three starts... Acquired by Tampa Bay from Indianapolis via trade during training camp (8/7) for the first overall draft selection in 1992 (used by the Colts to pick Steve Emtman).

1989 - Started first three games of the season in his second year with the Colts... Completed 34-of-65 passes for 466 yards, two TDs and two INTs over the first two weeks of the season... Suffered season-ending knee injury in Week 3 vs. ATL (9/24).

1988 - As a rookie with the Colts, unseated Jack Trudeau in his first season, starting 13 of 15 games played while earning All-Rookie honors with 1,619 yards as the youngest starting QB in the NFL in 1988... Earned his first starting assignment after three games, leading Indy to a 9-4 record while serving as the starter for the rest of the season... The nine victories were the most by a Colt QB since Bert Jones (10 wins in 1977).

COLLEGE: At the University of Washington, started 26 consecutive games and finished third in school history in total offense with 4,442 yards and TD passes with 32... Capped off a consistent college career that included ten 200-yard passing days by being honored as the Offensive Player-of-the-Game at the Senior Bowl... Led the Huskies to the Independence Bowl his final season with 1,739 yards passing and 11 TDs... As a junior, set school record with 20 TDs and tied an NCAA record with four second-quarter TD passes in a game vs. Stanford while leading UW to an 8-3-1 record and a berth in Sun Bowl... Showed leadership qualities early in college, guiding the Huskies to a 20-17 victory in the Freedom Bowl as a sophomore in only his fourth collegiate start.

2003 Chicago Bears

The Players

PERSONAL: All-around athlete at Everett (Wash.) H.S. in football (49 TDs, 2,000 yards passing and Parade all-American), basketball (21.5 ppg to lead the conference) and baseball (batting .425 as a catcher)... Also earned letters in golf and track (a 6-4 high jumper)... Scratch golfer who played in the Isuzu Celebrity Golf Classic at Lake Tahoe (spring of 1997) and tied for seventh place (with a three-round total of 216), three shots off the lead... Christopher Mark Chandler was the ninth of ten children born to Forrest and Shirley - received his first name by being delivered on Columbus Day - and has 17 nieces and nephews... Older brother, Greg, was a catcher in the San Francisco Giants organization in 1978... He and wife Diane have three daughters: Ryann Mae, Skye, and Brynn... Diane played college tennis at Southern California... Brother-in-law, Larry Stefanki, is the former tennis coach of John McEnroe and Yevgeny Kafelnikov, and currently coaches Tim Henman... His father-in-law is former 17-year NFL veteran 49ers QB John Brodie.

Chandler's Pro Stats

	Att	Cmp	Yds	Pct	Lg	TD	Int	Sk/Yds	Rate	Rush	Yds	Avg	Lg	TD	G-GS
1988 Indianapolis	233	129	1,619	55.4	54	8	12	18/128	67.2	46	139	3.0	29t	3	15-13
1989 Indianapolis	80	39	537	48.7	82t	2	3	3/17	63.4	7	57	8.1	23	1	3-3
1990 Tampa Bay	83	42	464	50.6	68t	1	6	15/103	41.4	13	71	5.5	18	1	7-3
1991 TB/Phoenix	154	78	846	50.6	45t	5	10	17/134	50.9	26	111	4.3	12	0	9-5
1992 Phoenix	413	245	2,832	59.3	72t	15	15	29/226	77.1	36	149	4.1	18	1	15-13
1993 Phoenix	103	52	471	50.5	27t	3	2	4/25	64.8	3	2	0.7	1	0	4-2
1994 LA Rams	176	108	1,352	61.4	72t	7	2	7/46	93.8	18	61	3.4	22	1	12-6
1995 Houston	356	225	2,460	63.2	76t	17	10	21/173	87.8	28	58	2.1	9	2	13-13
1996 Houston	320	184	2,099	57.5	62t	16	11	25/153	79.7	28	113	4.0	16	0	12-12
1997 Atlanta	342	202	2,692	59.1	56	20	7	39/261	95.1	43	158	3.7	19	0	14-14
1998 Atlanta	327	190	3,154	58.1	78t	25	12	47/300	100.9	36	121	3.4	19	2	14-14
1999 Atlanta	307	174	2,339	56.7	60t	16	11	31/225	83.5	16	57	3.6	14	1	12-12
2000 Atlanta	331	192	2,236	58.0	55	10	12	40/251	73.5	21	60	2.9	16	0	14-13
2001 Atlanta	365	223	2,847	61.1	94t	16	14	41/261	84.1	25	84	3.4	22	0	14-14
2002 Bears	161	103	1,023	64.0	76t	4	4	23/144	79.8	10	32	3.2	14	0	9-7
Career	3,751	2,186	26,971	58.3	94t	165	131	360/2,447	80.7	356	1,273	3.6	29t	12	167-144

POSTSEASON

1998 Atlanta	97	59	728	60.8	70	4	4	80.6	9	52	5.8	12	0	3-3
Career	97	59	728	60.8	70	4	4	80.6	9	52	5.8	12	0	3-3

Chandler's Single Game Highs

Completions: 29 at GB (11/18/01)

Attempts: 50 at GB (11/18/01)

Yards Passing: 431 vs. BUF (12/23/01)

TD passes: 4, last at CAR (11/28/99)

Interceptions: 4 at SD (10/28/90)

Long Pass: 94t vs. CAR (9/23/01)

CHRIS CHANDLER GAME-BY-GAME PASSING
64-80 Regular Season Starting Record (2-1 Postseason)

INDIANAPOLIS COLTS

1988	W/L	Opponent	Att	Com	Yds	Pct.	TD	Int	Sak/Yd	Lg	Rtg
9/4	L	HOUSTON	DNP								
9/11	L	CHICAGO	DNP								
9/19	L	at Cleveland	8	3	80	37.5	0	1	1/6	54	35.4
*9/25	W	MIAMI	18	10	110	55.6	0	1	4/19	19	50.7
*10/2	L	at New England	26	14	172	53.8	1	1	2/8	48	71.3
*10/9	L	at Buffalo	11	7	71	63.6	0	0	2/15	20	82.0
*10/16	W	TAMPA BAY	33	20	246	60.6	1	2	0/0	28	68.5
*10/23	W	at San Diego	17	9	123	52.9	0	3	0/0	24	36.8
*10/31	W	DENVER	13	10	167	76.9	1	0	0/0	40	143.9
*11/6	W	N.Y. JETS	22	14	173	63.6	1	1	0/0	44	84.1
*11/13	W	at Green Bay	17	9	98	52.9	2	0	3/24	24	109.4
*11/20	L	at Minnesota	14	5	45	35.7	0	1	2/21	14	15.5
*11/27	W	NEW ENGLAND	24	12	171	50.0	1	2	1/11	20	52.6
*12/4	W	at Miami	15	12	111	80.0	1	0	0/0	19	119.7
*12/10	L	at N.Y. Jets	4	0	0	0.0	0	0	0/0	-	39.6
*12/18	W	BUFFALO	11	4	52	36.4	0	0	3/24	26	52.1
Totals	9-4		233	129	1,619	55.4	8	12	18/128	54	67.2

2003 Chicago Bears

The Players

INDIANAPOLIS COLTS

1989	W/L	Opponent	Att	Com	Yds	Pct.	TD	Int	Sak/Yd	Lg	Rtg
* 9/10	L	SAN FRANCISCO	32	14	200	43.8	1	1	1/10	33	62.0
* 9/17	L	at L.A. Rams	33	20	266	60.6	1	1	0/0	82t	83.6
* 9/24	W	ATLANTA	15	5	71	33.3	0	1	2/7	28	21.8
10/1	W	at N.Y. Jets	INJURED RESERVE								
10/8	W	BUFFALO	INJURED RESERVE								
10/15	L	at Denver	INJURED RESERVE								
10/22	W	at Cincinnati	INJURED RESERVE								
10/29	L	NEW ENGLAND	INJURED RESERVE								
11/5	L	at Miami	INJURED RESERVE								
11/12	L	at Buffalo	INJURED RESERVE								
11/19	W	N.Y. JETS	INJURED RESERVE								
11/26	W	SAN DIEGO	INJURED RESERVE								
12/3	L	at New England	INJURED RESERVE								
12/10	W	CLEVELAND	INJURED RESERVE								
12/7	W	MIAMI	INJURED RESERVE								
12/24	L	at New Orleans	INJURED RESERVE								
Totals	1-2		80	39	537	48.8	2	3	3/17	82t	63.4

TAMPA BAY BUCCANEERS

1990	W/L	Opponent	Att	Com	Yds	Pct.	TD	Int	Sak/Yd	Lg	Rtg	
9/9	W	at Detroit	DNP									
9/16	L	L.A. RAMS	13	7	90	53.8	0	0	1/15	35	75.8	
9/23	W	DETROIT	DNP									
9/30	W	at Minnesota	DNP									
10/7	L	at Dallas	DNP									
10/14	W	GREEN BAY	DNP									
10/21	L	DALLAS	3	1	23	33.3	0	1	1/2	23	22.2	
* 10/28	L	at San Diego	26	13	148	50.0	1	4	4/29	68t	40.7	
11/4	L	CHICAGO	DNP									
* 11/11	L	at New Orleans	7	5	44	71.4	0	0	1/9	17	87.8	
* 11/18	L	at San Francisco	29	13	125	44.8	0	1	7/47	20	43.0	
11/25	L	at Green Bay	DNP									
12/2	W	ATLANTA	DNP									
12/9	BYE											
12/16	W	MINNESOTA	1	1	10	100	0	0	0/0	10	108.3	
12/23	L	at Chicago	4	2	24	50.0	0	0	1/1	15	68.8	
12/30	L	N.Y. JETS	DNP									
Totals	0-3		83	42	464	50.6	1	6	15/103	68t	41.4	

TAMPA BAY BUCCANEERS/PHOENIX CARDINALS

Tampa Bay

1991	W/L	Opponent	Att	Com	Yds	Pct.	TD	Int	Sak/Yd	Lg	Rtg	
9/1	L	at N.Y. Jets	DNP									
9/8	L	CHICAGO	3	2	24	66.7	1	0	1/8	15t	130.6	
9/15	L	at Green Bay	DNP									
9/22	L	BUFFALO	27	15	137	55.6	0	1	1/10	19	54.1	
* 9/29	L	at Detroit	26	10	64	38.5	0	1	1/12	13	30.6	
10/6	W	PHILADELPHIA	11	7	105	63.6	2	2	0/0	34	94.9	
10/13	BYE											
* 10/20	L	at New Orleans	31	17	211	54.8	1	2	6/38	35	60.0	
* 10/27	L	GREEN BAY	6	2	16	33.3	0	2	1/8	12	2.8	
Totals	0-3		104	53	557	51.0	4	8	10/76	35	47.6	

Phoenix

1991	W/L	Opponent	Att	Com	Yds	Pct.	TD	Int	Sak/Yd	Lg	Rtg	
11/3	L	at Dallas	INACTIVE									
11/10	L	N.Y. GIANTS	INACTIVE									
11/17	L	at San Francisco	INACTIVE									
11/24	L	PHILADELPHIA	INACTIVE									
12/1	BYE											
12/8	L	WASHINGTON	6	3	28	50.0	0	0	0/0	23	63.2	
* 12/15	L	at Denver	32	15	194	46.8	1	0	5/36	45t	76.8	
* 12/22	L	NEW ORLEANS	12	7	67	58.3	0	2	2/22	19	34.4	
Totals	0-2		50	25	289	50.0	1	2	7/58	45t	57.8	
Overall	0-5		154	78	846	50.6	5	10	17/134	45t	50.9	

PHOENIX CARDINALS

1992	W/L	Opponent	Att	Com	Yds	Pct.	TD	Int	Sak/Yd	Lg	Rtg	
9/6	L	at Tampa Bay	9	6	31	66.7	0	0	0/0	8	72.0	
9/13	L	PHILADELPHIA	29	17	211	58.6	2	0	5/44	46t	104.2	
* 9/20	L	at Dallas	43	28	383	65.1	1	0	2/12	40	101.2	
9/27	BYE											
* 10/4	W	WASHINGTON	31	21	196	67.7	1	2	5/33	22	68.8	
* 10/11	L	at N.Y. Giants	30	16	209	53.7	2	1	2/16	72t	83.9	
* 10/18	L	NEW ORLEANS	30	19	218	63.3	2	0	2/24	25t	107.4	
* 10/25	L	at Philadelphia	16	8	118	50.0	0	1	0/0	34	48.4	

2003 Chicago Bears

The Players

* 11/1	W	SAN FRANCISCO	33	19	197	57.6	3	1	0/0	40	92.6
* 11/8	W	at L.A. Rams	30	21	224	70.0	0	0	1/8	50	91.5
* 11/15	L	at Atlanta	34	19	261	55.9	1	2	2/22	42	65.9
* 11/22	L	DALLAS	7	5	38	71.4	1	0	1/13	18	123.8
11/29	L	at Washington	DNP								
* 12/6	L	SAN DIEGO	35	20	251	57.1	2	2	6/24	63t	74.8
* 12/12	W	N.Y. GIANTS	18	12	130	66.7	0	0	2/29	49	87.7
* 12/20	L	at Indianapolis	25	11	131	44.0	0	3	0/0	19	21.0
* 12/27	L	TAMPA BAY	43	23	234	53.5	0	3	1/1	26	40.3
Totals	4-9		413	245	2,832	59.3	15	15	29/226	72t	77.1

PHOENIX CARDINALS

1993	W/L	Opponent	Att	Com	Yds	Pct.	TD	Int	Sak/Yd	Lg	Rtg
9/5	L	at Philadelphia	20	8	96	40.0	1	0	0/0	27t	72.1
9/12	W	at Washington	DNP								
9/19	L	DALLAS	DNP								
9/26	L	at Detroit	DNP								
10/3	BYE										
10/10	L	NEW ENGLAND	DNP								
10/17	W	WASHINGTON	DNP								
10/24	L	at San Francisco	DNP								
10/31	L	NEW ORLEANS	17	7	40	41.2	0	1	3/20	21	24.4
* 11/7	W	PHILADELPHIA	20	10	121	50.0	1	0	1/5	22	85.6
* 11/14	L	at Dallas	46	27	214	58.7	1	1	0/0	17t	68.6
11/28	L	at N.Y. Giants	DNP								
12/5	W	L.A. RAMS	DNP								
12/12	L	DETROIT	DNP								
12/19	W	at Seattle	DNP								
12/26	W	N.Y. GIANTS	DNP								
1/2/94	W	at Atlanta	DNP								
Totals	1-1		103	52	471	50.5	3	2	4/25	27t	64.8

LOS ANGELES RAMS

1994	W/L	Opponent	Att	Com	Yds	Pct.	TD	Int	Sak/Yd	Lg	Rtg
9/4	W	ARIZONA					DNP				
9/11	L	at Atlanta	17	9	118	52.9	1	0	0/0	41t	94.8
9/18	L	SAN FRANCISCO	15	9	87	60.0	0	0	0/0	19	76.3
* 9/25	W	at Kansas City	21	13	207	61.9	1	0	1/5	72t	109.8
* 10/2	L	ATLANTA	10	6	42	60.0	0	0	1/8	12	69.6
10/9	L	at Green Bay	INACTIVE								
10/16	W	N.Y. GIANTS	DNP								
10/23	L	at New Orleans	17	7	74	41.2	0	1	1/5	18	29.9
10/30	BYE										
* 11/6	W	DENVER	25	19	223	76.0	2	1	0/0	43	116.8
* 11/13	L	L.A. RAIDERS	11	10	171	90.9	1	0	2/19	48	149.1
11/20	L	at San Francisco	INACTIVE								
11/27	L	at San Diego	INACTIVE								
12/4	L	NEW ORLEANS	13	9	86	69.2	0	0	0/0	18	87.3
* 12/11	L	at Tampa Bay	34	18	199	52.9	2	0	1/1	29	90.2
* 12/18	L	at Chicago	13	8	145	61.5	0	0	1/8	53	99.8
12/24	L	WASHINGTON	INACTIVE								
Totals	2-4		176	108	1,352	61.4	7	2	7/46	72t	93.8

HOUSTON OILERS

1995	W/L	Opponent	Att	Com	Yds	Pct.	TD	Int	Sak/Yd	Lg	Rtg
* 9/3	W	at Jacksonville	14	9	61	64.3	1	0	0/0	14	97.6
* 9/10	L	PITTSBURGH	30	15	176	50.0	0	2	4/38	35	40.4
9/17	L	CLEVELAND	DNP								
* 9/24	W	at Cincinnati	26	23	352	88.5	4	0	1/2	58t	158.3
* 10/1	L	JACKSONVILLE	47	27	225	57.4	1	1	2/19	21	58.3
* 10/8	L	at Minnesota	30	20	156	66.7	0	1	3/28	18	68.1
10/15	BYE										
* 10/22	L	at Chicago	38	24	296	63.2	2	0	2/15	42	65.4
* 10/29	W	TAMPA BAY	29	19	167	65.5	0	0	2/11	18	104.7
* 11/5	W	at Cleveland	20	16	149	80.0	2	0	0/0	23t	80.7
* 11/12	L	CINCINNATI	26	12	155	46.2	0	1	2/12	33	131.0
* 11/19	L	at Kansas City	38	19	189	50.0	2	3	0/0	40t	49.4
* 11/26	W	DENVER	26	18	280	69.2	3	0	0/0	36t	49.1
* 12/3	L	at Pittsburgh	11	8	111	72.7	1	0	4/29	76t	143.1
* 12/10	L	DETROIT	21	15	143	71.4	1	2	1/19	30	66.3
12/17	W	N.Y. JETS	DNP								
12/24	W	at Buffalo	INACTIVE								
Totals	5-8		356	225	2,460	63.2	17	10	21/173	76t	87.8

2003 Chicago Bears

The Players

HOUSTON OILERS

1996	W/L	Opponent	Att	Com	Yds	Pct.	TD	Int	Sak/Yd	Lg	Rtg
* 9/1	L	KANSAS CITY	29	16	216	55.2	1	1	3/25	34t	76.2
* 9/8	W	at Jacksonville	22	14	226	63.6	3	0	1/6	29	137.5
* 9/15	W	BALTIMORE	27	16	162	59.3	2	0	1/8	29	101.2
9/22		BYE									
* 9/29	L	at Pittsburgh	42	24	207	57.1	1	2	2/14	29	58.3
* 10/6	W	at Cincinnati	32	18	193	56.3	2	1	2/18	37	81.9
* 10/13	W	at Atlanta	13	9	146	69.2	1	0	2/5	62t	132.0
* 10/20	W	PITTSBURGH	38	23	258	60.5	1	1	4/21	34t	78.6
* 10/27	L	SAN FRANCISCO	18	7	57	38.9	0	0	2/15	20	47.8
11/3		L at Seattle									
* 11/10	W	at New Orleans	21	13	173	61.9	3	1	1/12	42t	107.7
* 11/17	L	MIAMI	27	15	167	55.6	2	1	2/3	18t	83.4
* 11/24	L	CAROLINA	22	13	116	59.1	0	1	3/16	29	54.7
12/1		W at N.Y. Jets									
12/8		L JACKSONVILLE									
* 12/15	L	CINCINNATI	29	16	178	55.2	0	3	2/10	26	69.5
12/22		W at Baltimore									
Totals	6-6		320	184	2,099	57.5	16	11	25/153	62t	79.7

ATLANTA FALCONS

1997	W/L	Opponent	Att	Com	Yds	Pct.	TD	Int	Sak/Yd	Lg	Rtg
* 8/31	L	at Detroit	36	20	290	55.6	1	3	4/22	56	56.5
* 9/7	L	CAROLINA	6	4	83	66.7	0	0	0/0	42	70.1
* 9/14	L	OAKLAND	25	16	199	64.0	2	0	2/17	54	115.0
9/21		L at San Francisco THIRD QB									
* 9/28	L	DENVER	22	12	137	64.0	2	1	2/12	49	82.7
10/5		BYE									
* 10/12	W	at New Orleans	22	10	117	45.5	1	0	5/40	26	77.1
* 10/19	L	SAN FRANCISCO	30	15	230	50.0	2	0	2/14	53	98.0
10/26		L at Carolina									
* 11/2	W	ST. LOUIS	32	19	276	59.4	3	1	2/11	33	106.0
* 11/9	L	TAMPA BAY	27	19	212	70.4	1	0	5/39	30	105.8
* 11/16	W	at St. Louis	30	20	232	66.7	1	1	2/18	44	87.1
* 11/23	W	NEW ORLEANS	26	17	211	65.4	2	0	5/34	41	116.0
* 11/30	W	at Seattle	23	15	204	65.2	1	0	1/3	28	107.7
* 12/7	W	at San Diego	23	10	115	43.4	1	1	1/7	22	55.5
* 12/14	W	PHILADELPHIA	21	12	210	57.1	1	0	5/35	47	107.0
* 12/21	L	at Arizona	19	13	176	68.4	2	1	3/9	38t	111.0
Totals	7-7		342	202	2,692	59.1	20	7	39/261	56	95.1

ATLANTA FALCONS

1998	W/L	Opponent	Att	Com	Yds	Pct.	TD	Int	Sak/Yd	Lg	Rtg
* 9/6	W	at Carolina	32	17	268	53.1	2	1	6/38	44	89.1
* 9/13	W	PHILADELPHIA	26	14	196	53.8	1	0	3/29	34	91.2
9/20		BYE									
* 9/27	L	at San Francisco	38	16	254	42.1	2	3	7/32	49	49.7
* 10/4	W	CAROLINA	20	12	189	60.0	2	2	2/28	38	85.2
* 10/11	W	at N.Y. Giants	27	14	266	51.9	2	0	2/13	55	111.0
* 10/18	W	NEW ORLEANS	10	7	129	70.0	1	0	5/26	45	145.8
10/25		L at N.Y. Jets									
* 11/1	W	ST. LOUIS	26	12	236	46.2	2	1	2/9	62	88.0
* 11/8	W	at New England	22	15	240	68.2	2	2	1/2	39	96.8
* 11/15	W	SAN FRANCISCO	21	12	198	57.1	1	0	3/14	78t	104.6
* 11/22	W	CHICAGO	27	18	272	66.7	2	0	4/23	31	124.3
11/29		W at St. Louis									
* 12/6	W	INDIANAPOLIS	28	20	297	71.4	2	1	5/40	40	114.7
* 12/13	W	at New Orleans	28	19	345	67.9	2	2	3/23	63	104.0
* 12/20	W	at Detroit	19	11	146	57.9	2	0	4/23	28	117.4
* 12/27	W	MIAMI	3	3	118	100.0	2	0	0/0	62	158.3
Totals	13-1		327	190	3,154	58.1	25	12	47/300	78t	97.2

ATLANTA FALCONS

1999	W/L	Opponent	Att	Com	Yds	Pct.	TD	Int	Sak/Yd	Lg	Rtg
* 9/12	L	MINNESOTA	30	17	290	56.7	1	0	2/12	46	96.3
9/20		L at Dallas									
* 9/26	L	at St. Louis	9	5	28	55.6	0	1	1/4	11	15.0
10/3		L BALTIMORE									
* 10/10	W	at New Orleans									
* 10/17	L	ST. LOUIS	18	10	168	55.6	1	1	1/10	46	82.6
* 10/25	L	at Pittsburgh	34	20	233	58.8	1	1	7/46	40	77.2

2003 Chicago Bears

The Players

* 10/31	W	CAROLINA	21	14	201	66.7	2	0	3/25	35	129.2
* 11/7	L	JACKSONVILLE	25	14	163	56.0	1	2	8/54	30	55.9
11/14	BYE										
* 11/21	L	at Tampa Bay	25	14	109	56.0	0	2	2/17	17	33.5
* 11/28	L	at Carolina	42	24	315	57.1	4	0	4/36	58	112.6
* 12/5	W	NEW ORLEANS	25	15	233	60.0	2	3	0/0	48	67.5
* 12/12	L	at San Francisco	18	8	95	44.4	0	1	3/21	36	37.6
12/19	L at Tennessee DNP										
* 12/26	W	ARIZONA	23	14	230	60.8	1	0	0/0	36	108.9
* 1/3	W	SAN FRANCISCO	37	19	306	51.3	3	0	0/0	60	106.3
Totals	4-8		307	174	2,339	56.7	16	11	31/225	60t	83.5

ATLANTA FALCONS

2000	W/L	Opponent	Att	Com	Yds	Pct.	TD	Int	Sak/Yd	Lg	Rtg
* 9/3	W	SAN FRANCISCO	31	16	264	51.6	2	0	0/0	48t	102.1
* 9/10	L	at Denver	22	9	128	40.9	1	0	4/23	35	75.6
* 9/17	W	at Carolina	27	21	174	77.8	0	0	2/20	26	93.5
* 9/24	L	ST. LOUIS	35	21	255	60.0	1	2	7/39	37t	68.2
* 10/1	L	at Philadelphia	34	14	151	41.2	0	1	2/17	25	42.6
* 10/8	L	N.Y. GIANTS	12	8	89	66.7	0	1	1/9	30	53.8
* 10/15	L	at St. Louis	30	18	220	60.0	2	1	3/22	28	91.0
* 10/22	L	NEW ORLEANS	20	15	240	75.0	2	0	6/37	52t	147.9
* 10/29	W	CAROLINA	29	19	191	65.5	0	2	1/7	23	55.4
* 11/5	L	TAMPA BAY	7	4	29	57.1	0	2	3/13	15	27.4
11/12	L at Detroit INACTIVE										
* 11/19	L	at San Francisco	33	16	154	48.5	0	1	4/36	19	49.3
* 11/26	L	at Oakland	12	7	97	58.3	0	1	3/17	49	49.7
12/3	L SEATTLE THIRD QB										
12/10	BYE										
12/17	L	at New Orleans	10	4	81	40.0	0	1	1/5	55	29.6
* 12/24	W	KANSAS CITY	29	20	163	68.9	2	0	3/6	17t	105.9
Totals	4-9		331	192	2,236	58.0	10	12	40/251	55	73.5

ATLANTA FALCONS

2001	W/L	Opponent	Att	Com	Yds	Pct.	TD	Int	Sak/Yd	Lg	Rtg
* 9/3	L	at San Francisco	18	11	121	61.1	0	0	2/14	27	81.0
* 9/23	W	CAROLINA	14	11	244	78.8	2	1	1/4	94t	128.6
* 9/30	W	at Arizona	28	20	286	71.4	3	0	2/18	79t	139.9
* 10/7	L	CHICAGO	12	7	75	58.3	0	3	1/1	22	37.2
* 10/14	L	SAN FRANCISCO	36	19	268	52.8	2	1	2/14	47t	84.0
* 10/21	W	at New Orleans	20	14	187	70.0	2	1	2/12	51t	111.9
10/28	BYE										
* 11/4	L	NEW ENGLAND	20	8	95	40.0	1	1	6/32	19t	51.0
11/11	W DALLAS INACTIVE										
* 11/18	W	at Green Bay	50	29	352	58.0	2	2	3/17	27	76.4
* 11/25	W	at Carolina	27	14	132	51.9	0	0	4/38	21	65.7
* 12/2	L	ST. LOUIS	18	14	123	77.8	0	1	1/0	24	72.0
* 12/9	L	NEW ORLEANS	32	18	233	56.3	0	1	9/53	35	66.3
* 12/16	L	at Indianapolis	39	23	249	58.9	2	0	6/41	21	94.9
* 12/23	W	BUFFALO	40	28	431	70.0	2	2	1/9	63t	101.1
* 12/30	L	at Miami	11	7	51	63.6	0	1	1/8	15	36.6
1/6/02	L at St. Louis INACTIVE										
Totals	6-8		365	223	2,847	61.1	16	14	41/261	94t	84.1

CHICAGO BEARS

2002	W/L	Opponent	Att	Com	Yds	Pct.	TD	Int	Sak/Yd	Lg	Rtg
9/8	W MINNESOTA DNP										
9/15	W at Atlanta DNP										
9/22	L	NEW ORLEANS	0	0	0	0.0	0	0	0/0	-	-
9/29	L at Buffalo DNP										
10/7	L GREEN BAY DNP										
10/13	BYE										
* 10/20	L	at Detroit	25	16	163	57.7	1	1	3/28	38	79.3
* 10/27	L	at Minnesota	25	15	176	60.0	1	1	5/29	40	78.1
11/3	L PHILADELPHIA DNP										
* 11/10	L	NEW ENGLAND	10	6	40	60.0	0	0	1/6	13	68.8
* 11/18	L	at St. Louis	33	20	157	60.6	0	0	7/40	24	72.4
* 11/24	W	DETROIT	16	10	111	62.5	1	0	1/2	40	103.9
12/1	L at Green Bay INACTIVE										
12/9	L	at Miami	17	7	86	41.1	0	2	1/6	26	17.9
* 12/15	W	N.Y. JETS	27	22	177	81.0	0	0	3/16	24	94.0
* 12/22	L	at Carolina	8	7	113	87.5	1	0	2/17	76t	158.3
12/29	L TAMPA BAY INACTIVE										
Totals	2-5		161	103	1,023	64.0	4	4	23/144	76t	79.8

* Denotes Game Started

2003 Chicago Bears

The Players



DESMOND CLARK

Tight End

6-3 255

April 20, 1977

Wake Forest

Bears season: 1 NFL Season: 5

Acquired as unrestricted free agent in 2003

88

PRO CAREER: A veteran of 52 NFL games over four seasons with Denver and Miami, signed with the Bears on March 1, 2003... Saw limited action during 2002 season with the Dolphins after being waived injured by Denver following training camp, recording two receptions for 42 yards... In three years with Denver, caught 79 passes for 910 yards (11.5 yards per catch) and nine touchdowns in 41 games (six starts)... Originally drafted in the sixth round (179th overall) by Denver in 1999.

2002 SEASON: Limited to 11 games played due to injury in lone season with Miami... Suffered dislocated left forearm in preseason while with Denver; waived injured on Aug. 31 and signed off waivers by Dolphins on Sept. 2... Primarily participated on special teams after being a Gameday Inactive Games 1-5... Made debut with Miami in reserve role against former team at DEN (10/13)... Caught first pass as a Dolphin, gaining 26 yards, vs. BUF (10/20)... Hauled in one catch for 16 yards at GB (11/4). **GAMES PLAYED-STARTED: 11-0**

PREVIOUS SEASONS: 2001 - Played in all 16 games with four starts for the Broncos... Ranked second on team with career highs in receptions (51), yards (566) and TDs (six) while averaging 11.1 yards per catch... His six TDs tied KC's Tony Gonzalez for the most by a tight end in the NFL... Had six receptions for 54 yards at SD (10/21)... Caught six passes for career-high 94 yards vs. NE (10/28)... Established career-high with seven receptions for 74 yards and one TD at OAK (11/5). **2000** - Played reserve role all 16 games and ranked fourth on the Broncos with 27 receptions for 339 yards and three TDs... Started twice in two tight end sets... In season-opener at STL (9/4), caught first NFL TD on seven-yard pass from Brian Griese... Caught six passes for 44 yards at CIN (10/22)... Posted three receptions for 73 yards and a 43-yard TD at SEA (11/26). **1999** - Played in nine games, all in a reserve role and had one catch for five yards... Lone reception was five-yard gain in his NFL debut vs. GB (10/17) in which he suffered a first-degree tear of his lateral collateral ligament later in the game... Gameday Inactive at NE (10/24) and vs. MIN (10/31), but returned to participate in final eight games of the season.

COLLEGE: Four-year letterman and three-year starting WR at Wake Forest (1995-1998), where he finished his career as the all-time leading receiver in the Atlantic Coast Conference... In 40 games (31 starts), had 216 catches for 2,834 yards and 20 TDs, including at least one against every ACC opponent... Named second-team all-ACC as a senior, leading the ACC with a school record 72 receptions... Earned second-team all-ACC honors as a junior and named team MVP as a senior and sophomore... Demon Deacon teammate of current Bear Dustin Lyman... Majored in communications.

PERSONAL: Played QB as a junior and senior at Kathleen H.S. in Lakeland, Fla., rushing for over 600 yards and throwing for 980 as a senior, earning all-conference honors... Also played free safety, returned punts and was Bears kicker Paul Edinger's holder on FGs and PATs... Started three seasons at guard in basketball, averaging 17 points per game... Full name is Desmond Darice Clark... He and wife, Denise, have three children: stepdaughter Brittany Reaves and twins born during the offseason, Ashonna and Gianna.

Clark's Pro Stats

	Rec	Yds	Avg	LG	TD	G-GS
1999 Denver	1	5	5.0	5	0	9-0
2000 Denver	27	339	12.6	44	3	16-2
2001 Denver	51	566	11.1	39	6	16-4
2002 Miami	2	42	21.0	26	0	11-0
Career	81	952	11.8	44	9	52-6



MARC COLOMBO

Tackle

6-8 325

October 8, 1978

Boston College

Bears season: 2 NFL Season: 2

Acquired in 1st round of the 2002 draft

75

PRO CAREER: Showed promise as a rookie tackle by working his way into the starting lineup at left tackle before mid-season, but had season end prematurely due to a left knee injury... Originally drafted in the first round (29th overall) by Chicago in 2002.

2002 SEASON: Played in first 10 games of season, starting at left tackle the final five contests before missing final six games of season due to left knee injury... Made NFL debut vs. MIN (9/8) subbing at RT for injured James Williams... Also subbed at RT for injured Williams in second half at ATL (9/15)... Subbed at LT in second half at BUF (9/29) and appeared on special teams... Played on special teams vs. GB (10/7) and recorded first career FG block on 28-yard attempt by Ryan Longwell... Made first NFL start at DET (10/20) at LT and played every snap... Started fifth consecutive game at LT at STL (11/18), but left game in second half due to dislocated left patella (kneecap)... Listed as Gameday Inactive vs. DET (11/24) prior to being placed on Injured Reserve for final five games on Nov. 26 due to left patella injury... **GAMES PLAYED-STARTED: 10-5**

COLLEGE: Did not allow one QB sacks in 20 games started over final two years of four-year Boston College career (1998-2001)... Helped pave way for 1,000-yard rushers each of his four seasons... Played both RT and LT as a senior, taking over leadership on Eagles offensive line which lost three starters prior to season and earning all-Big East Conference first-team honors by The NFL Draft Report despite missing team's final four games with a knee injury... Part of offensive line that generated 4,361 yards featuring 1,000-yard rusher William Green while starting first two games at RT before moving to LT for six games... Initially moved into starting lineup as a junior, starting all 12 games at RT for NCAA's 21st-ranked rushing team (201 yards per game) and Big East's third-ranked offense (414.9 total yards per game) while o-line surrendered only six sacks during... Played in seven games as a sophomore, including the Insight.com Bowl... Participated in six games as freshman, mostly on special teams... Majored in sociology.

PERSONAL: Earned *Boston Globe*, *Boston Herald*, *Brockton Enterprise* and *Taunton Gazette* all-Scholastic honors at offensive tackle as a senior... Additionally registered 75 tackles and five sacks on the defensive side of the ball as a senior... Also excelled on the basketball court and baseball diamond, earning *Brockton Enterprise* and *Taunton Gazette* all-Scholastic honors as a senior... Involved in community service activities at St. Basil's Church and Bridgewater State College... Son of Gayle Arrigni and Edward Colombo... Off-the-field interests include playing the acoustic guitar.

Colombo's Pro Stats

Games-Starts - 10-5: 2002 (10-5).

ADDITIONAL STATS: Blocked Field Goal - vs. GB (10/7/02).

FIRST-TIME BEARS

On Chicago's final regular-season 53-man roster in 2002, the Bears had 26 players who saw their first career action in a Bears' jersey. Over the previous three seasons, 74 players made their Bears' debuts including 24 in 2001 and 2000 and 26 in 1999.

2003 Chicago Bears

The Players



PHILLIP DANIELS

Defensive End

6-5 285

March 4, 1973

Georgia

Bears season: 4 NFL Season: 8

Acquired as unrestricted free agent in 2000

93

PRO CAREER: Veteran defensive end demonstrated his versatility in 2002 while shifting to left end from his familiar spot at right end where he excelled for Chicago the previous two seasons... Also played on the interior of the line at tackle while leading the d-line in tackles despite missing three games early in the season due to injury... Established career-highs in 2001 with 72 tackles and 10 pass deflections while equaling his career-high of nine sacks... Posted then career-high 55 tackles in first year with Chicago despite missing the final two games of the season to injury... Joined Bears as an unrestricted free agent (2/12/00) after spending his first four NFL years in Seattle... Started 41 of 60 games played for the Seahawks, compiling career totals of 138 tackles and 21.5 sacks... Voted by teammates as the 2002 recipient of the Brian Piccolo Award... Originally drafted in fourth round (99th overall) by Seattle in 1996.

2002 SEASON: Persevered through ankle injury and switch from RE to LE to start 13 games and rank second on Bears with 5.5 sacks... Led defensive line with 64 tackles... Started Games 1 and 5-6 at RE before injuries necessitated his move to LE for Games 7-16... Started third consecutive Bears season-opener vs. MIN (9/8); left game in first half due to left ankle sprain... Gameday Inactive Games 2-4 due to left ankle sprain... Returned to starting lineup on *Monday Night Football* vs. GB (10/7); posting seven tackles, with one TFL... Led defensive line at DET (10/20) with season-high nine tackles... Made switch to LE for game at MIN (10/27); recording three tackles... Posted seven tackles vs. PHI (11/3), including first two sacks of season... Recorded five tackles in three consecutive games Nov. 24-Dec. 9, adding one sack vs. DET (11/24), one TFL at GB (12/1)... Tallied one sack among three tackles vs. NYJ (12/15)... Capped off campaign vs. TB (12/29), starting his tenth straight game at LE - 12th overall - and led d-line while tying season-high with nine tackles, with seven solos and 1.5 sacks. **GAMES PLAYED-STARTED: 13-13**

PREVIOUS SEASONS: 2001 - Compiled his best NFL season, leading the Bears defensive line with a career-high equaling nine sacks while tying for lead on d-line with career-high 72 tackles, ranking second with career-high 10 PDs and tying for team-lead with eight PDs and three forced fumbles... Started all 16 games for the second time in three seasons... Recorded two sacks and forced fumble vs. MIN (9/23)... Sack and TFL highlighted five tackles at ATL (10/7), while forced fumble that led to Brian Urlacher's 90-yard TD return; one PD... Posted five tackles vs. ARIZ (10/14); added two PDs... Notched two tackles, with one solo and one TFL, vs. SF (10/28); added one PD... Led Bears with career-high eight tackles, including sack, vs. CLE (11/4); one PD... Recovered fumble at TB (11/18) and led d-line with six tackles, with one TFL and one sack... Recorded one sack among four tackles at MIN (11/25); PD led to INT by Roosevelt Colvin... Tied for lead on d-line vs. DET (12/2) with five tackles... Delivered seven tackles, with one sack, at GB (12/9)... Co-leader in tackles among d-linemen at WASH (12/23) with five, with one sack, and recovered first QTR fumble... Registered one sack among five tackles at DET (12/30); also forced a fumble... Led d-line with four tackles vs. JAX (1/6/02) while adding season-high three PDs... Made four tackles in postseason debut in Divisional Playoff vs. PHI (1/19/02). **2000** - Busted out of the gates in first season with Chicago, tallying four sacks in the first five games of the season on his way to ranking second on the Bears with six... Started the first 14 games before suffering season-ending high right ankle sprain, but still recorded a then career-high 55 total tackles... Posted three tackles, with one sack, at MIN (9/3) in Bears debut... Recorded second sack in as many games at TB (9/10) en route to six tackles... Notched sack at GB (10/1) and caused incompleteness on last play with QB hit... Continued clutch play with fumble recovery on final series to clinch win vs. IND (11/5); added one sack... Started game at BUF (11/12) at LE of Bears' nickel package en route to season-high seven tackles... Wrapped up sixth sack vs. TB (11/19)... Start vs. NE (12/10) was last of season after injuring his right ankle on the third play of the game... Placed on injured reserve on Nov. 13 due to high right ankle sprain. **1999** - Started all 16 games for first time in his Seattle career, increasing sack total

2003 Chicago Bears

The Players

for fourth straight season with career-high nine sacks to lead team... Also recorded 45 tackles, forced one fumble and notched two PDs... Collected first sack of season in opener vs. DET (9/12)... Registered sixth multiple-sack game of career with two sacks vs. BUF (10/24)... Forced fumble and recorded one sack vs. CIN (11/7)... Recorded five tackles vs. TB (11/28), with one sack... Finished with six solo stops and two sacks at DEN (12/19), marking the seventh multiple-sack game of his career... Made postseason debut in Wild Card Game vs. MIA (1/9/00), totaling five tackles. **1998** - Started 15 of 16 games for Seahawks, collecting 48 tackles, 6.5 sacks, three forced fumbles, two fumble recoveries one PD... Tallied first of three multi-sack performances vs. PHI (9/6) with 1.5 sacks... Did not start vs. DEN (10/11) with strained neck, but did play in reserve role... Totaled two sacks vs. OAK (11/1) while leading d-line with five tackles and one forced fumble... Forced fumble on sack vs. TEN (11/29)... Forced fumble vs. IND (12/20) returned 14 yards for a game-winning TD by Shawn Springs... Tallied 1.5 sacks in finale at DEN (12/27). **1997** - Seized Seattle's starting RE spot in preseason, playing in 13 games with 10 starts, totaling 34 tackles, five TFLs and four sacks... Started at RE Games 1-4, 10-14 and 16... Recorded first multi-sack game of career at IND (9/14) with two sacks... Started vs. SD (9/21), but left game with knee injury... Forced fumble vs. SD (11/9) that was recovered by Michael Sinclair for TD... Played but did not start at OAK (12/14) after returning to Seattle for birth of daughter the night before. **1996** - Participated in 15 games as a Seahawk rookie, playing as a reserve defensive end and special teams performer... Credited with 11 defensive tackles and 13 special teams stops... Also tallied two sacks, one fumble recovery and one PD... Inactive at JAX (12/15) with knee injury.

COLLEGE: Four-year letterman and three-year starter at Georgia (1992-95), finishing career with 244 tackles, 18 TFLs and 12 sacks... Started at DE as a senior, LB as a junior and DT as sophomore... Totaled 82 tackles in senior season... Collected career-high 87 tackles as junior and tied for team lead with five sacks... One of only three true freshmen to letter in 1992, playing outside linebacker... Majored in social work.

PERSONAL: All-state honorable mention at Seminole County H.S. in Donalsonville, Ga.... Started at QB, along with playing linebacker and kicking, to lead team to state playoffs as senior... Had 60 tackles and an INT on defense, while passing for 984 yards and rushing for 984 more to earn a spot in the Georgia H.S. All-Star Game... Also lettered in basketball and baseball... The Bears 2002 NFL Man-of-the-Year nominee volunteered his time and energy to a number of charities in Chicago and his hometown in the past year; including the Greater Chicago Food Depository, the American Brain Tumor Association, the Chicago Public Schools, disadvantaged children, the United Way, Big Brothers/Big Sisters and donated \$70,000 to his high school for a new field house and team uniforms... Started competing in power lifting competitions during 1998 offseason... Placed first at Florida State Championships and the Oregon State Push-Pull Championship in 1999 offseason... Phillip Bernard Daniels is the only son of Georgia Collier... He and wife Leslie have three children: two daughters, Dakiya and Damara and one son, Davaris.

Daniels' Pro Stats

	Int-Yds	Tkls-Solo	FF	FR	TFL	PD	Sack-Yds	G-GS
1996 Seattle	0-0	11-9	0	1	NA	1	2-14	15-0
1997 Seattle	0-0	34-24	1	0	NA	1	4-15	13-10
1998 Seattle	0-0	48-34	3	2	NA	1	6.5-32.5	16-15
1999 Seattle	0-0	45-38	1	0	NA	2	9-59	16-16
2000 Bears	0-0	55-29	0	1	1	3	6-38	14-14
2001 Bears	0-0	72-32	3	2	8	10	9-59	16-16
2002 Bears	0-0	64-40	0	1	3	1	5.5-32	13-13
<i>Bears Totals</i>	<i>0-0</i>	<i>191-101</i>	<i>3</i>	<i>4</i>	<i>12</i>	<i>14</i>	<i>20.5-129</i>	<i>43-43</i>
Career	0-0	329-206	8	7	12	19	42-249.5	103-84

ADDITIONAL STATS: Special Teams Tackles - 13: 1996 (13).

POSTSEASON

1999 Seattle	0-0	5-0	0	0	0	0	0-0	1-1
2001 Bears	0-0	4-3	0	0	1	0	0-0	1-1
Career	0-0	9-3	0	0	1	0	0-0	2-2

DANIELS' SINGLE-GAME CAREER HIGHS

Tackles: 9, last vs. TB (12/29/02)

Solos: 7 vs. TB (12/29/02)

Sacks: 2, last vs. PHI (11/3/02)

2003 Chicago Bears

The Players

JOHN DAVIS

Tight End

6-4 265

May 14, 1973

Emporia State

Bears season: 3 NFL Season: 7

Acquired as waived free agent in 2001

82



PRO CAREER: Veteran tight end has been a productive receiver in two seasons with Chicago, catching more passes than any other Bears tight end during that time... Bears are his third team from the former NFC Central, having spent four seasons with Tampa Bay and Minnesota... Caught career-high 20 passes and three touchdowns in 2002 despite missing six games due to injury... Solidified the Bears tight end position in his first year with the team by playing in all 16 games and displaying a knack for timely receptions... Signed with Chicago during training camp (8/14/01) after being waived by the Vikings... Compiled career-high 202 receiving yards on 17 receptions in 2000 in lone season with Minnesota... Signed with Vikings as a free agent after playing three seasons with the Buccaneers... Career started off slowly with three injury-plagued seasons; with New Orleans in 1996 and Dallas from 1994-95... Originally drafted in the fifth round of the supplemental draft by the Cowboys in 1994.

2002 SEASON: Bears leading receiver among tight ends with career-high 20 catches for 193 yards and career-high three TDs... Started eight of the first 11 games of the season before sitting out the final five games due to a back injury... Participated at TE Games 1-6, 8-11 - starting Games 3-6, 8-11; Listed as a Gameday Inactive Games 7 and 12-16 due to injury... Equaled career-long with 37-yard reception at ATL (9/15) playing as a reserve TE... Started first game of season vs. NO (9/23), recording season-high four catches for 34 yards... Started at BUF (9/29) and caught three passes for 14 yards, including his first TD as a Bear (first since with MIN vs. TB, 10/9/00)... Starred on *Monday Night Football* vs. GB (10/7) with his first career multi-TD game, catching scores of one and 21 yards; 3-33 receiving overall... Caught 10-yard pass in start at DET (10/20); left game with bruised ribs suffered on the play... Gameday Inactive at MIN (10/27) due to rib injury... Returned to starting lineup vs. PHI (11/3)... Caught two passes for 17 yards vs. NE (11/10)... Started at STL (11/18) on *MNF*, equaling season-high with four receptions for 30 yards... Held out of the final five games of the season due to a sore back. **GAMES PLAYED-STARTED: 10-8**

PREVIOUS SEASONS: 2001 - Participated in all 16 games, plus his sixth playoff game in five years, at TE for Chicago after signing with the team in training camp and playing in two preseason contests... Started Games 3-4 in place of injured Fred Baxter while starting Games 5-6, 8, 10, 12 and the playoff game in multiple-tight end sets... Started at ATL (10/7) and caught two passes for nine yards... Caught season-high three passes for 26 yards in start vs. ARIZ (10/14)... Hauled in four-yard reception vs. SF (10/28) on 4th-and-three from the 49ers' eight-yard line with 48 seconds to play in regulation to setup game-tying, OT-forcing TD; 2-11 receiving overall... Caught eight-yard pass vs. TB (12/16)... Hauled in five-yard pass vs. JAX (1/6/02)... Started as second TE in Divisional Playoff vs. PHI (1/19/02). **2000** - During only season in Minnesota, ranked sixth on Vikings with 17 catches, second among Vikings tight ends while starting team-high nine games at TE... Caught two passes for 31 yards in season-opener vs. CHI (9/3), including Daunte Culpepper's first career completion... Notched career-high receiving output with 42 yards vs. MIA (9/10) with a career-long 37-yard play... Season-high four catches at DET (10/1)... Caught first TD as a Viking on a 26-yard strike from Culpepper vs. TB (10/9) on Monday Night Football against his old teammates... Caught three passes for 28 yards vs. CAR (11/19)... Gameday Inactive on Thanksgiving Day at DAL (11/23). **1999** - Played in 16 regular-season games and both playoff contests for Tampa Bay, catching two passes for seven yards and one TD... First catch of season was one-yard TD at NO (11/7)... Had six-yard catch vs. ATL (11/21)... Notched first playoff catch and TD with game-winning two-yard score on 3rd-and-one play vs. WASH (1/15/00)... Saw time at TE and on special teams in NFC Championship Game at STL (1/23/00). **1998** - Played all 16 games for the Buccaneers, seeing time as a reserve TE and on special teams, catching two passes for 12 yards and his first career TD... Added one special teams tackle... Caught 11-yard pass vs. NYG (10/4), his first catch of the season... Had first career TD on a one-yard pass at JAX (11/15). **1997** - Appeared in

eight games for the Bucs, starting two games at TE, plus two in the postseason... Caught all three of his passes in the final four games of the season... Inactive for first eight games... Saw first NFL game action at IND (11/2) on special teams... Caught first career pass at NYG (11/30)... Made first career start vs. NYJ (12/14), catching a 16-yard pass... Also caught 16-yard pass in start vs. CHI (12/21)... Saw limited time on special teams in the playoffs... Caught pass for no gain in Divisional Playoff at GB (1/4/98) on a fake FG attempt, catching the pass from holder and former Bear Steve Walsh... Gained valuable on-field experience prior to the '97 NFL season playing for the Amsterdam Admirals of the WFL during summer, catching 18 passes for 217 yards and one TD. **1996** - Spent the season as a free agent after going to training camp with New Orleans... Signed with the Saints as a free agent (6/3) but was cut during training camp (8/12). **1995** - Spent the first half of the season on Dallas' injured reserve list while rehabilitating an ankle injury suffered in the preseason... Waived by the Cowboys on Oct. 31 and finished the season as a free agent. **1994** - Spent the entire season on Dallas' practice squad after going through training camp with the team... Cut in the final roster cut-down (8/28), but promptly signed to the Cowboys practice squad.

COLLEGE: Split time between TE and RB during college career at Emporia State... Had 624 yards on 128 carries (4.9 avg.) with seven TD and added 13 catches for 172 yards and two TDs... Honorable mention all-Mid America Intercollegiate Athletic Association... Transferred to Emporia State from Cisco (Tex.) Junior College.

PERSONAL: Lettered in football, basketball and track at Jasper (Tex.) H.S... Helped set a national record in 4x100 meter relay with a time of 39.9 seconds... Born in Jasper, Tex.... The youngest of three brothers... He and wife Theresa have one daughter: Jayden.

Davis' Pro Stats

	Rec	Yds	Avg	LG	TD	G-GS
1997 Tampa Bay	3	35	11.7	16	0	8-2
1998 Tampa Bay	2	12	6.0	11	1	16-0
1999 Tampa Bay	2	7	3.5	6	1	16-0
2000 Minnesota	17	202	11.9	37	1	15-9
2001 Bears	11	68	6.2	14	0	16-7
2002 Bears	20	193	9.7	37	3	10-8
<i>Bears Totals</i>	<i>31</i>	<i>261</i>	<i>8.4</i>	<i>37</i>	<i>3</i>	<i>26-15</i>
Career	55	517	9.4	37	6	81-26

ADDITIONAL STATS: Special Teams Tackles - 1: 1998 (1).

POSTSEASON

1997 Tampa Bay	1	0	0.0	0	0	1-0
1999 Tampa Bay	1	1	1.0	1t	1	2-0
2000 Minnesota	0	0	0.0	-	0	2-0
2001 Bears	0	0	0-0	-	0	1-1
Career	2	1	0.5	1t	1	6-1

DAVIS' SINGLE-GAME CAREER HIGHS

Receptions: 4, last at STL (11/18/02) Receiving Yards: 42 vs. MIA (9/10/00)
 Long Reception: 37, last at ATL (9/15/02) Receiving TDs: 2 vs. GB (10/7/02)

TOPS IN VICTORIES

The Bears are the NFL's winningest franchise with a **648-468-42** mark in 83 seasons. In 1997, with its win over Tampa Bay (11-23-97), the club became the first NFL team with 600 wins and needs just two victories to become the first team to reach the 650-win plateau. The franchise in "second place" is Green Bay, with 614 wins, 34 fewer than the Bears. Chicago also has a 14-15 postseason record.

2003 Chicago Bears

The Players



PAUL EDINGER

Kicker

5-8 175

January 17, 1978

Michigan State

Bears season: 4 NFL Season: 4

Acquired in 6th round of the 2000 draft

2

PRO CAREER: Ranks as the most accurate kicker in Bears history, standing as the only Chicago placekicker with a lifetime field goal percentage over 80 percent... His career percentage of 80.2 ranks 13th in the NFL (6th NFC) among all kickers over the past three seasons... His seven career FGs of 50 or more yards place him second in Bears history behind Kevin Butler (16)... Leads the NFL over the last three years with 34 FGs of 40 or more yards... Ranks second in the NFL over that same period having accounted for 34.9 percent of his team's points... Has converted all 84 PATs during his career to rank third on Chicago's all-time list for consecutive lifetime PATs made... Ranks 12th on Chicago's career scoring list with 291 points and his 207 points over the last two seasons is the most for a Bear since Butler had 264 from 1985-86... Has recorded three game-winning FGs during his career (two in 2000 and one in OT in 2002)... Has led the Bears in scoring in each of his three NFL seasons... With team-high 112 points in 2001, became the first Bears player to score 100 points in a season since Butler recorded 114 in 1995... Consensus all-Rookie selection in 2000... First rookie to lead Bears in scoring since Butler booted a Bears single-season record 144 points in 1985... Matched third-longest streak in Bears history in 2000 by kicking FG in 10 straight games, the longest ever for a Chicago rookie... Career-long 54-yarder and 50-yarder at DET (12/24) made him just the fifth rookie in NFL history to kick two FGs of 50 or more yards in the same game and just the fifth Bear ever to post two kicks of 50-plus yards in their career... His 54-yarder equals the second-longest kick in Bears history... Originally drafted in the sixth round (174th overall) by Chicago in 2000.

2002 SEASON: Led Bears in scoring for third consecutive season while ranking 20th in NFL among kickers with 95 points (9th NFC) and 25th in scoring overall (11th NFC)... Tied for NFL lead with career-high five FGs of 50 yards or more to equal the third-highest single-season total in NFL history... Matched his career-high and team-record (set in 2001) with 13 FGs of 40 yards or more... Established career-high with 13 consecutive successful FG conversions from 9/22 to 11/24... Named NFC Special Teams Player-of-the-Month for November with 10-of-11 FGs, counting an OT game-winner vs. DET... Fell five points shy of becoming first Bear since Butler in 1985-96 to record 100 or more points in consecutive seasons... His average attempt was a League-high 41.9 yards while his average conversion of 40.4 yards ranked second... Became second-fastest Bear ever to 200 career points vs. MIN (9/8), his 33rd NFL game (Butler, 22 games), as he led Bears with nine points on 2-of-3 FGs (49,49) and three PATs... Team-high 11 points vs. NO (9/23) on 3-of-4 FGs (31,25,25) and two PATs; missed career-long 58-yard FG try, but responded with 25-yard FG that started streak of 13 straight... Team-high nine points at BUF (9/29) 2-of-3 FGs (46,24) and three PATs... Team-high eight points at DET (10/20) on 2-of-2 FGs (53,42) and two PATs; 53-yarder was third of career from 50 or more yards... Led Bears with season-high 12 points vs. NE (11/10) on 3-of-3 FGs (39,40,32) and three PATs... Team-high 10 points at STL (11/18) on 3-of-3 FGs (37,48,50) and one PAT... Kicked 40-yard OT game-winner vs. DET (11/24) after tying game with 22-yard FG to end regulation; led Bears with eight points... Team-high eight points vs. NYJ (12/15), including 2-of-2 FGs (53,48). **GAMES PLAYED-STARTED: 16-0**

PREVIOUS SEASONS: 2001 - Led team in scoring with 112 points (fifth NFC, ninth NFL) on 26-of-31 FGs and 34-of-34 PATs to become first Bears player to score 100 or more points in a season since Kevin Butler in 1995 and just the sixth ever in team history (Butler, Bob Thomas, Mac Percival, Gale Sayers, Johnny Lujack)... Set Bears record with 13 FGs of at least 40 yards... Team-high six points at BALT (9/9) connecting on FGs of 20 and 46 yards... Put Bears on the board vs. MIN (9/23) with 45-yard FG; added two PATs... Converted FGs of 46 and 43 yards vs. ARIZ (10/14); two PATs... Kicked season-long 48-yard FG at CIN (10/21) while adding three PATs... Skipped perfect on-side kick recovered by Bobbie Howard vs. CLE (11/4) that created opportunity for Bears last-second, game-tying 34-yard TD; pinned Browns on 1-yard line with 34-yard surprise punt, the first of his

career... Converted 4-of-4 FG attempts (37, 47, 38, 41) to account for all 12 Chicago points vs. GB (11/11)... Good from 26 and 40 yards at TB (11/18) while converting three PATs... Team-high seven points at MIN (11/25) and vs. DET (12/2)... Led Chicago with nine points vs TB (12/16), converting FGs of 30 and 46 yards plus three PATs... Converted FGs of 39 and 37 yards at WASH (12/23) plus two PATs... Booted 38-yard FG and converted three PATs at DET (12/30); added fourth special teams tackle ... Topped 100-point plateau for the season vs. JAX (1/6/02) by posting career-high 15 points by going 4-for-4 on FG attempts (47, 23, 25, 22) and kicking three PATs... Converted 38-yard FG try in Divisional Playoff vs. PHI (1/19/02); added two PATs. **2000** - Posted third highest rookie scoring total in Bears history en route to earning first-team all-Rookie selection by The Football News and Pro Football Weekly... Connected on 21-of-27 FG attempts, the second highest total ever for a Bears rookie kicker, and a perfect 21-of-21 PATs... Recorded nine points in NFL debut at MIN (9/3) with FGs of 29 and 49 yards and three PATs... Converted FGs of 19 and 47 yards in win at GB (10/1) to start 10-game FG streak... Accounted for all nine Chicago points at PHI (10/22) with FGs of 25, 33 and 40 yards... Converted FGs of 41 and 37 yards vs IND (11/5)... Kicked first career game-winning FG vs. TB (11/19), connecting on 48-yarder with 10:02 remaining... Booted FGs of 32 and 46 yards vs. GB (12/3)... Had 10-game FG streak snapped in shutout at SF (12/17)... Named NFC Special Teams Player-of-the-Week for game-winning, career-long 54-yard FG with 0:02 remaining at DET (12/24) as his season-high 11-point day also included FGs of 37 and 50 yards plus two PATs.

COLLEGE: Finished career at Michigan State (1996-99) as the Spartans' seventh-leading scorer all-time with 213 points in just two seasons as the team's featured placekicker... His 46 field goals are third in Spartan annals while his 75 extra points rank sixth in MSU history... Second-team All-Big Ten selection as a junior and senior... His final collegiate kick was a 39-yard game-winner vs. Florida in the 2000 Citrus Bowl... Ranked fifth in Big Ten in punting with a 41.8-yard avg. on 55 punts as a freshman, with nine punts of 50 or more yards... Majored in park recreation and tourism.

PERSONAL: Listed among country's top prep kickers earning all-state honors at Kathleen H.S. in Lakeland, Fla.... Had 46-of-51 kickoffs resulted in touchbacks; long field was 53; averaged 42 yards per punt... Added three letters in soccer, earning all-state honors... Paul Edinger IV is the second oldest of four children (one older sister and two younger brothers) of Paul III and Terri... Got engaged to fiancée, Kristi Hodge, during the 2002 season.

Edinger's Pro Stats

	1-19	20-29	30-39	40-49	50+	FGs	Pct	PATs	Pts	G
2000 Bears	1-1	5-5	7-9	6-10	2-2	21-27	77.8	21-21	84	16
2001 Bears	0-0	6-7	7-8	13-16	0-0	26-31	83.9	34-34	112	16
2002 Bears	0-0	4-4	5-6	8-10	5-8	22-28	78.6	29-29	95	16
Career	1-1	15-16	19-23	27-36	7-10	69-86	80.2	84-84	291	48
	(.1000)	(.938)	(.826)	(.750)	(.700)					

ADDITIONAL STATS: Special Teams Tackles - 10: 2000 (3); 2001 (4); 2002 (3). **Punting** - 1 for 34 yards vs. CLE (11/4/01).

POSTSEASON

	0-0	0-0	1-1	0-0	0-0	1-1	100.0	2-2	5	1
2001	0-0	0-0	1-1	0-0	0-0	1-1	100.0	2-2	5	1
Career	0-0	0-0	1-1	0-0	0-0	1-1	100.0	2-2	5	1

EDINGER'S SINGLE-GAME CAREER HIGHS

FG Attempts: 4, last vs. NO (9/22/02)	FGs Made: 4, last vs. JAX (1/6/02)
PAT Attempts: 3, last vs. NE (11/10/02)	PATs Made: 3, last vs. NE (11/10/02)
Long FG: 54 at DET (12/24/00)	Points: 15 (4 FG/3 PAT) vs. JAX (1/6/02)
Long Attempt: 58 vs. NO (9/22/02)	

EDINGER'S GAME WINNERS

Date	Opponent	Site	Distance	Time Remaining	Final
Nov. 19, 2000	Tampa Bay	Soldier Field	48	10:02	13-10
Dec. 24, 2000	Detroit	Silverdome	54	0:02	23-20
Nov. 24, 2002	Detroit	Memorial Stadium	40	8:58 (OT)	20-17

2003 Chicago Bears

The Players



STEVE EDWARDS

Tackle

6-5 340

February 20, 1979

Central Florida

Bears season: 1 NFL Season: 1

Acquired as waived free agent in 2002

79

PRO CAREER: Local prospect provides youthful depth at the offensive tackle position... Finished rookie season playing in one game with Chicago after being claimed by the Bears off Philadelphia's practice squad... Spent his rookie training camp with the Eagles... Originally signed by Philadelphia as an undrafted free agent in 2002.

2002 SEASON: Made NFL debut with the Bears in the season-finale after seeing no playing time the previous 10 weeks... Was cut by Philadelphia on Sept. 1 at the close of training camp, but signed onto the Eagles practice squad two days later... Claimed by Chicago on Oct. 9 after spending Games 1-5 on Philly's practice squad... Listed as Gameday Inactive for Games 6-13 before being made active, but DNP Games 14-15... Saw his first NFL action on special teams vs. TB (12/29). **GAMES PLAYED-STARTED: 1-0**

COLLEGE: Started 20 games in two seasons at Central Florida (2000-01)... Helped the Knights rank 12th in the nation in passing while earning UCF's Offensive Lineman-of-the-Year award in 2001... Did not allow a sack as a senior, including match-ups with Syracuse's Dwight Freeney and UAB's Bryan Thomas (both first-round draft picks in 2002)... Began college career at Tennessee State, but left his redshirt freshman season to attend West Hills C.C. in Coalinga, CA where he collected consecutive all-America awards... Majored in criminal justice.

PERSONAL: Led Mt. Carmel H.S. (Chicago) to the 1996 Illinois State Football Championship... Was freshman on the 1994 team led by then-senior QB and current Philadelphia Eagle Donovan McNabb.

QUARTER-BY-QUARTER SCORING OF 2002 BEARS

Team	Bears Offense						Bears Defense					
	QT1	QT2	QT3	QT4	OT	TOT	QT1	QT2	QT3	QT4	OT	TOT
MINN	7	3	3	14	-	27	3	17	0	3	-	23
@ Atl	0	7	7	0	-	14	0	10	3	0	-	13
NO	10	10	0	3	-	23	0	14	7	8	-	29
@ Buf	7	7	3	10	0	27	7	10	3	7	6	33
GB	7	7	0	7	-	21	14	10	7	3	-	34
@ Det	0	10	10	0	0	20	0	14	3	3	3	23
@ Min	0	0	0	7	-	7	0	13	12	0	-	25
PHIL	0	13	0	0	-	13	0	7	6	6	-	13
NE	0	6	21	3	-	30	0	6	10	17	-	33
@ StL	0	6	7	3	-	16	7	7	0	7	-	21
DET	0	7	0	10	3	20	0	3	14	0	0	17
@ GB	7	7	0	6	-	20	3	3	10	14	-	30
@ Mia	0	0	3	6	-	9	7	7	7	6	-	27
NYJ	0	10	7	3	-	20	0	0	10	3	-	13
@ Car	7	0	0	7	-	14	0	21	0	3	-	24
TB	0	0	0	0	-	0	0	6	0	9	-	15
	45	93	61	79	3	281	41	148	92	89	9	379



JAMIN ELLIOTT

Wide Receiver

5-11 195

October 5, 1979

Delaware

Bears season: 2 NFL Season: 2

Acquired in 6th round of the 2002 draft

87

PRO CAREER: Fleet-wid receiving prospect provides Bears with depth at wideout after appearing in two games on special teams as a rookie... Originally drafted in the sixth round (203rd overall) by Chicago in 2002.

2002 SEASON: Spent majority of his rookie season on Chicago's active roster, appearing in the campaign's final two games... Named to Bears active roster out of training camp and was listed as a Gameday Inactive Games 1-4 and Games 11-13... Waived on Oct. 3 and re-signed to practice squad two days later for Games 5-10... Re-activated on Nov. 20... Active but DNP Game 14 before participating Games 15-16... Made NFL debut on special teams at CAR (12/22). **GAMES PLAYED-STARTED: 2-0**

COLLEGE: Finished four-year Delaware (1998-2001) career ranked third all-time in the three major receiving categories: receptions (158), receiving yards (3,068) and TDs (19)... Ranked eight all-time averaging 19.4 yards per catch while starting 32 of 47 career games played... His 3,068 career receiving yards rank ninth all-time in Atlantic 10 Conference history... Had 11 career 100-yard receiving games, just one shy of UD record by former all-American and teammate Eddie Conti... His 3,281 career all-purpose yards rank 12th all-time at Delaware... Ended career with a 22-game reception streak, spanning his final three seasons... Earned second-team all-A10 honors was named the Blue Hen Touchdown Club's Outstanding Senior End while leading the team with 30 catches for 514 yards and three TDs as a senior... Added three rushes for 20 yards and a TD... As a junior, garnered first-team all-A10 accolades while catching 58 passes (third-best season total in school history) for a career-high 1,337 yards (second-best season total in Delaware annals) and eight TDs... Started every game as a sophomore, hauling in 47 passes for 850 yards and four TDs... Began career with 23 receptions for 367 yards and four TDs as a true freshman reserve... Completed for Delaware track and field team, leading team to America East titles in 1999 (indoors) and 2000 (outdoors)... Holds Blue Hen indoor triple jump record (48-11)... Won A-E outdoor triple jump title in 2000 (49-3 3/4) and was league runner-up in event indoors in 1998, 1999 and 2001... Graduated with a double-major in business administration and marketing.

PERSONAL: First team all-city and second-team all-district selection as a senior in 1997 at Churchland (Portsmouth, Va.) H.S., playing both sides of the ball with 44 receptions for 501 yards as a wideout and seven INTs as a defensive back... Won the state triple jump title (51-3/4) as a senior after finishing third as a sophomore and junior... Son of Dolita Elliott.

TOP UNIVERSITIES

Chicago selected 12 players in the 2003 draft, bringing the teams draft total to 1,215 players from 250 schools since the draft began in 1936. Notre Dame has been the Bears favorite source of talent followed by Ohio State and Texas. Florida moves into the top 15 after Chicago selected four Gators in the 2003 NFL Draft. Below is a list of the top schools for Chicago picks.

1. Notre Dame	41	9. Arkansas	18
2. Ohio State	28	Tennessee	18
3. Texas	24	USC	18
4. Stanford	23	Wake Forest	18
5. Oklahoma	21	13. Baylor	17
Northwestern	21	Florida	17
7. Illinois	19	Wisconsin	17
Michigan	19		

2003 Chicago Bears

The Players



MIKE GANDY

Tackle / Guard

6-4 325

January 3, 1979

Notre Dame

Bears season: 3 NFL Season: 3

Acquired in 3rd round of the 2001 draft

69

PRO CAREER: Moved into leading role on Chicago's offensive line with an outstanding second season... Started 11 games at two positions... Made initial move into starting lineup at left guard before moving to left tackle... Served as backup right guard during his rookie season, but did not participate in any regular season games... Originally drafted in the third round (68th overall) by Chicago in 2001.

2002 SEASON: Second-year player made his NFL debut four weeks into the season and went on to establish himself as a starter at two different positions over the final 11 games of the campaign... Started at LG Games 6-10 before moving to LT for Games 11-16... Listed as a Gameday Inactive for the first two games before being active for the first time in his career vs. NO (9/22); active but DNP... Made NFL debut at BUF (9/29) on special teams in return situations... Appeared on special teams vs. GB (10/7) and subbed for injured Rex Tucker at LG... Took over starting LG position when Tucker was lost for the season and made first NFL start at DET (10/20)... Moved to LT when starter Marc Colombo was lost for the year to injury and made first career start at the position vs. DET (11/24); had never played the position before at any level during his career. **GAMES PLAYED-STARTED: 13-11**

PREVIOUS SEASONS: 2001 - Listed as a Gameday Inactive for all 16 regular season games and the playoff contest.

COLLEGE: Concluded his five-year Notre Dame career (1997-2000) with a string of 26 consecutive starts... Selected first-team all-America by The Sports Xchange, third-team by *The Sporting News* and first-team all-Independent by the Football News as a senior... Recipient of the Guardian-of-the-Year Award, given annually to the team's best offensive lineman, in 2000 as well while starting every game at right guard... Played major role in the Irish converting 33-of-35 scoring opportunities inside the red zone that season... Also started every game at right guard as a junior, one of only three players to log over 300 minutes of playing time that season... Collected 53 knockdowns for an offense that averaged 419.7 yards per game... Saw first collegiate game action as a sophomore, playing in every game and starting the final three contests at right guard... Did not see any game action as a redshirt freshman... Graduated in May, 2000, with bachelor's degrees in both sociology and computer applications.

PERSONAL: Two-time all-city, all-district and all-area pick at Garland (Tex.) H.S., earning four letters at tight end and defensive end... Selected for the Texas-Oklahoma Oil Bowl and Texas-California Shrine Classic all-star games... Cousin, Tony Blevins, was a defensive back at the University of Kansas and with the Indianapolis Colts.

Gandy's Pro Stats

Games-Starts - 13-11: 2001 (0-0); 2002 (13-11).



AARON GIBSON

Guard / Tackle

6-6 375

September 27, 1977

Wisconsin

Bears season: 2 NFL Season: 5

Acquired as waived free agent in 2002

78

PRO CAREER: Joined Chicago midway through the 2002 season, providing depth on the o-line... Starter in 15 of 18 NFL games played... Started 2002 campaign with Dallas, but was waived after playing just one game... Also played in Cowboys' 2001 season-finale after being claimed by Dallas off waivers from Detroit... Limited to just 16 games played (15 starts) with the Lions over the first two-plus years of his career after missing his entire rookie season due to a shoulder injury... Originally drafted in the first round (27th overall) by Detroit in 1999.

2002 SEASON: Began campaign with Dallas before joining Chicago for the season's final month... Participated in Cowboys season-opener at HOU (9/8)... Listed as Gameday Inactive vs. TENN (9/15)... Waived by Dallas on Oct. 4 and remained a free agent until signing with the Bears on Nov. 26... Listed as Gameday Inactive for Chicago's final five games. **GAMES PLAYED-STARTED: 1-0**

PREVIOUS SEASONS: 2001 - Split time between Detroit and Dallas, playing a total of seven games while finishing the year with the Cowboys... Started Detroit's first four games at RT before leaving game in third quarter at MIN (10/14) with bruised knee... Participated as a reserve tackle vs. TEN (10/21) and returned to start vs. CIN (10/28) before going on waivers on Oct. 30... Claimed by Cowboys the next day and was inactive his first eight games in Dallas... Active but DNP vs. SF (12/30)... Participated on field goal unit at DET (1/6/02). **2000** - Started first 10 games of season for Detroit at RT before suffering season-ending right shoulder separation... First career start came in season-opener at NO (9/3)... Final start of season came vs. ATL (11/12) when he injured his right shoulder... Inactive for Weeks 11-13 before being placed on Injured Reserve on Dec. 4 (underwent surgery Dec. 7). **1999** - Spent entire rookie season on Detroit's Injured Reserve after dislocating his left shoulder in mini-camp... Went on Injured Reserve following Sept. 2 surgery.

COLLEGE: Spent two of four years at Wisconsin (1995-98) blocking for Heisman Trophy winner Ron Dayne, the all-time NCAA Div. 1-A leader in rushing yards (6,397)... Earned first-team all-America, first-team all-Big Ten and team co-MVP honors as a senior for the Badgers while helping the offense average 240.3 yards per game rushing... First Badger named as a finalist for the Lombardi Award and Outland trophy... Named all-America honorable mention and first-team all-Big Ten as a junior... Was reserve right tackle as a sophomore and a blocking tight end during the second half of the season... Did not play as a freshman under the guidelines of NCAA Proposition 48... Majored in Afro-American studies.

PERSONAL: Lettered three times in football and four times in track and field at Decatur Central H.S. in Indianapolis... As a senior, earned all-America and first-team all-state honors... Recovered eight fumbles and recorded 11 pass deflections while playing on the defensive line... Wife is Lucie.

Gibson's Pro Stats

Games-Starts - 18-15: 1999 Detroit (0-0); 2000 Detroit (10-10); 2001 Detroit/Dallas (6-5/1-0); 2002 Dallas/Chicago (1-0/0-0).

2003 Chicago Bears

The Players



JOHN GILMORE

Tight End

6-4 260

September 21, 1979

Penn State

Bears season: 2 NFL Season: 2

Acquired as waived free agent in 2002

85

PRO CAREER: Started four games for Chicago as a rookie, averaging 13 yards a catch... Joined the Bears after being cut by New Orleans at the end of training camp... Originally drafted by the Saints with their second pick of the sixth round (196th overall) in 2002.

2002 SEASON: Developed rapidly with the Bears in his rookie campaign despite spending training camp with the Saints... Cut by New Orleans at the end of camp and signed with Chicago on Sept. 2... Started his Bears career on the practice squad for Games 1-6 before participating in the final eight games of the season and starting the last four... Active but DNP at MIN (10/27) in first week on Bears active roster... Listed as a Gameday Inactive vs. PHI (11/3)... Made NFL debut vs. NE (11/10) playing on special teams... Caught his first two career passes at GB (12/1) gaining 16 yards; also played on special teams... First NFL start came on *Monday Night Football* at MIA (12/9), catching two passes for 24 yards... Caught career-high three passes vs. NYJ (12/15) for 28 yards... Hauled in career-high 32 yards on two receptions at CAR (12/22), including 27-yard reception... Had career-long 30-yard reception for lone catch vs. TB (12/29). **GAMES PLAYED-STARTED: 8-4**

COLLEGE: Four-year Penn State letterwinner (1998-2001) caught 58 career passes for 634 yards and three TDs... Honorable mention all-Big Ten selection as a senior co-captain after setting career-highs with 25 receptions for 284 yards in 10 starts... Received the Hall Foundation Award as the Nittany Lions' outstanding senior... Caught 10 passes for 82 yards and two TDs in eight games as a junior... Appeared in every game as a sophomore catching 22 passes for 259 yards and his first collegiate TD (vs. Akron)... Caught one pass for six yards in limited action as redshirt freshman... Graduated in 2001 with a degree in recreation and park management.

PERSONAL: Named *Associated Press* first-team big school all-state and first-team all-county after his senior season at Wilson H.S. in West Lawn, Pa.... Played in Big 33 Classic as the 1996 Wilson Male Athlete-of-the-Year ... Caught 53 passes for 992 yards and eight TDs while playing football for only his final two years of high school... Spectacular senior season saw him catch 33 passes for 667 yards and all eight of his prep TDs while adding 79 tackles and six sacks as a linebacker... Also an all-state javelin thrower on the track and field team... Younger brother, Pete, is a running back for Penn State... Born John H. Gilmore, Jr. in Marquette, Mich.

Gilmore's Pro Stats

	Rec	Yds	Avg	LG	TD	G-GS
2002 Bears	10	130	13.0	30	0	8-4
Career	10	130	13.0	30	0	8-4

GILMORE'S SINGLE-GAME CAREER HIGHS

Receptions: 3 vs. NYJ (12/15/02)

Receiving Yards: 32 at CAR (12/22/02)

Long Reception: 30 vs. TB (12/29/02)

**ERNEST GRANT**

Defensive Tackle

6-6 320

May 17, 1976

Arkansas-Pine Bluff

Bears season: 2 NFL Season: 4

Acquired as waived free agent in 2002

72

PRO CAREER: Provided Chicago with depth on the defensive line during his first season with the team in 2002... Re-signed with Chicago on Oct. 1, 2002 after originally signing with the Bears on Sept. 24 and being waived on Sept. 27... Practiced with Chicago for three days (9/25-27)... Played in 13 regular-season games with Miami, plus one postseason game, over two years after joining the Dolphins in 2000... Originally drafted in the sixth round (167th overall) by Miami in 2000.

2002 SEASON: Played in the final 11 games of his first season with Chicago, participating as a reserve DT with 18 tackles... Not with team Games 1-4 and listed as a Gameday Inactive Game 5... Had three-day tryout with team (9/25-27) before being signed for the rest of the season on Oct. 1... Assisted on one tackle in Bears debut at DET (10/20)... Recorded season-high eight tackles at CAR (12/22)... Recorded four tackles (three solos) vs. TB (12/29). **GAMES PLAYED-STARTED: 11-0**

PREVIOUS SEASONS: 2001 - Played in 11 games for Miami, starting three... Inactive for four contests, dressed but DNP in one other... Finished the year with 22 total tackles and one half-sack... Played in Games 2-6... First NFL start came at right DT due to injury vs. NYJ (11/18) and posted four tackles... Had season-high five tackles, including a half-sack, in a reserve role at NE (12/22)... Played reserve role in Divisional Playoff vs. BAL (1/13/02) and posted one tackle... Underwent surgery following the season (1/23/02) to remove multiple loose bodies and debris from his right shoulder joint... **2000** - Appeared in two games for Miami as a rookie... Was inactive for 12 contests, dressed but was DNP two others... Participated vs. BUF (10/8) and at DET (11/5), where he recorded one tackle... Inactive for both playoff games.

COLLEGE: Four-year letterman at Arkansas-Pine Bluff (1996-99) and two-year starter at DT... Started 20 of the 38 games in which he played during his career, with all starts coming over his final two seasons... Finished with 169 total tackles, 29 TFLs, 10.5 sacks, six fumble recoveries and two forced fumbles... An all-Southwestern Athletic Conference selection as a junior when he tallied 52 tackles, 12 TFLs, four sacks and two fumble recoveries... Also played on the school's basketball squad, where he was a power forward... Majored in business administration.

PERSONAL: Prepped at Forest Park (Ga.) H.S., where he was a teammate of current Steelers WR Hines Ward... Also lettered in basketball and track & field... Active in community outreach, worked with kids that have Cystic Fibrosis at the Mercury Jr. Anglers Clinic, teaching them how to fish... Has assisted in building houses for Habitat For Humanity... Has done charity work with the Boys and Girls Club in Pine Bluff, Ark... Daughter Jovoreya Grant... Full name is Ernest Jovoa Grant, born May 17, 1976 in Atlanta, Ga.

Grant's Pro Stats

	Int-Yds	Tkls-Solo	FF	FR	TFL	PD	Sack-Yds	G-GS
2000 Miami	0-0	1-1	0	0	0	0	0-0	2-0
2001 Miami	0-0	22-9	0	0	0	0	0.5-0.5	11-3
2002 Bears	0-0	18-7	0	0	1	0	0-0	11-0
Career	0-0	41-17	0	0	1	0	0.5-0.5	24-3
POSTSEASON								
2000 Miami	0-0	0-0	0	0	0	0	0-0	0-0
2001 Miami	0-0	1-1	0	0	0	0	0-0	1-0
Career	0-0	1-1	0	0	0	0	0-0	1-0

2003 Chicago Bears

The Players



BOBBY GRAY

Strong Safety

6-0 212

April 30, 1978

Louisiana Tech

Bears season: 2 NFL Season: 2

Acquired in 5th round of the 2002 draft

25

PRO CAREER: Flourished in early action as a rookie with the Bears, contributing as a reserve safety on passing downs and special teams, before suffering a season-ending wrist injury... Originally drafted in the fifth round (140th overall) by Chicago in 2002.

2002 SEASON: Promising rookie year, in which he had earned a prominent reserve role in Chicago's 'dime' package by the start of the season, was cut short by dislocated right wrist suffered in the third week of the campaign... Recorded three tackles and added two special teams stops... Recorded two tackles in NFL debut vs. MIN (9/8)... Saw reserve time at safety at ATL (9/15) and made first career special teams tackle... Posted one tackle vs. NO (9/23) before leaving game with dislocated right wrist... Placed on injured reserve on Sept. 24 after undergoing wrist surgery. **GAMES PLAYED-STARTED: 3-0**

COLLEGE: Concluded four-year career at Louisiana Tech (1998-2001) by starting 43 consecutive games and finishing sixth on the school's all-time list with 389 tackles (257 solos) while adding five INTs and 14 PDs... Recovered ten fumbles and forced six others... All-Western Athletic Conference first-team choice as a senior, led team for the second-straight year with 102 tackles (70 solos), including six TFLs... Recovered four fumbles, forced three others, broke up five passes and had two INTs... Named all-Louisiana choice as a junior, leading team with career-high 119 tackles (86 solos) and adding one INT, three fumble recoveries and one forced fumble... Finished with 85 tackles and two TFLs while starting at strong safety... Playing strong safety as a true freshman, finishing fourth on the team with 83 tackles while adding three TFLs, one sack, one INT and three PDs... Majored in sociology.

PERSONAL: Graduated from Aldine (Texas) H.S. in 1997 where he played QB for the Mustangs... Named all-Greater Houston and all-district as a senior... Son of Valene Gray.

Gray's Pro Stats

	Int-Yds	Tkls-Solo	FF	FR	TFL	PD	Sack-Yds	G-GS
2002 Bears	0-0	3-3	0	0	0	0	0-0	3-0
Career	0-0	3-3	0	0	0	0	0-0	3-0

ROOKIE STARTERS

Several first-year Bears have started in their rookie season in Chicago, though not in the opener (see box page 74). WR Curtis Conway, TE Chris Gedney and G Todd Perry all earned starts in 1993. In 1996, WR Bobby Engram (2), DT Paul Grasmanis (3), TE Bobby Neely (5) and C/G **Chris Villarrial** (8) all earned starts. In '97, TE John Allred (4), RB Darnell Autry (3) and S Van Hiles (1) started for the Bears. In '98, C **Olin Kreutz** and RB Curtis Enis each started one game. In 1999, eight other rookies besides Davis started over the course of the season including: CB **Jerry Azumah** (2), WR D'Wayne Bates (1), WR **Marty Booker** (4), LB **Warrick Holdman** (5), QB Cade McNown (6), LB Khari Samuel (1), OL **Rex Tucker** (1), OL Jerry Wisne (1). In addition to Brown in 2000, TE **Dustin Lyman** and LB **Brian Urlacher** each earned starts their rookie seasons. And while there were no opening day rookie starters each of the past two seasons (2001 and 2002), WR **David Terrell** (5) and RB **Anthony Thomas** (10) each earned multiple starts during their rookie seasons (2001) while DE **Alex Brown** (9), **Marc Colombo** (5), **John Gilmore** (4) and **Roosevelt Williams** (2) each started games as a first-year player last season.



MIKE GREEN

Safety

6-0 195

December 6, 1976

Northwestern State (La.)

Bears season: 4 NFL Season: 4

Acquired in 7th round of the 2001 draft

43

PRO CAREER: Chicago's second-leading tackler over the last two seasons while graduating to the franchise's starting strong safety position after a year as the Bears top reserve defensive back... Listed as the leading tackler among all NFL defensive backs (with 118 according to press box statistics) in 2002 in his first season as a starter; credited with 138 tackles after coaches review to rank second on the Bears... Burst onto the scene in his second year as a pro by ranking tenth in tackles for the Bears while playing as their 'nickel' and 'dime' back and also being a team-leader on special teams... Saw limited action on special teams as a rookie... Originally drafted by Chicago in 2000, earning 'Mr. Irrelevant' honors after being selected with the last pick of the seventh and final round (254th overall).

2002 SEASON: In first season as Bears starting SS, ranked second on team with career-high 138 tackles while maintaining his effectiveness on special teams by ranking third with 15 special teams tackles... Twice led Chicago defenders in tackles, only player besides Brian Urlacher to do so in '02, while reaching double-digits in seven games... Recorded eight tackles and one PD in season-opening start vs. MIN (9/8); added two special teams tackles... Led secondary with 10 tackles at ATL (9/15)... Tied for lead among secondary with 10 tackles (one TFL) at DET (10/20)... Recovered first career fumble at MIN (10/27) while leading secondary with 10 tackles (one TFL)... Led secondary with 12 tackles vs. PHI (11/3); added one PD... Led secondary with 11 tackles vs. DET (11/24)... Team-high 12 tackles (10 solos) at GB (12/1); added two special teams tackles... Recovered fumble at MIA (12/9) on *Monday Night Football* while topping 100-tackles for the season with seven... Led Bears with career-high 14 tackles vs. NYJ (12/15); added one TFL and one PD... Recorded nine tackles and one PD at CAR (12/22); added two special teams stops... Led secondary with 10 tackles, with eight solos and one sack, vs. TB (12/29). **GAMES PLAYED-STARTED: 16-16**

PREVIOUS SEASONS: 2001 - Bears leading tackler among non-starters recording 68 tackles as the team's 'dime'-back in 16 regular season games played, starting twice when the team opened the game with their 'dime' package... Proved to be a special teams stalwart, ranking second on Chicago with career-high 25 special teams tackles... Posted one special teams stop in season-opener at BALT (9/9)... Posted first three career tackles vs. MIN (9/23) plus career-high three special teams stops... Contributed three tackles and equaled career-high with three special teams stops at CIN (10/21)... Totaled three tackles, including first career sack, and a forced fumble vs. SF (10/28) in first career start in 'dime' package... Tallied four tackles vs. GB (11/11) and subbed for injured Mike Brown; added two special teams stops... Contributed seven tackles at TB (11/18); added two special teams stops... Notched 11 tackles at MIN (11/25), including one forced fumble; added two special teams stops... Delivered seven tackles vs. DET (12/2)... Posted seven tackles, including his second career sack, at WASH (12/23) plus one pass defense while notching two special teams stops and recovering fourth QTR fumble to end Redskins comeback attempt... Wrapped up eight tackles vs. JAX (1/6/02), including one sack... Notched three tackles in Divisional Playoff vs. PHI (1/19/02). **2000** - Saw action in seven games on special teams, contributing three tackles... Participated in Games 3-6, 13-14 and 16... Inactive first two games before NFL debut at Soldier Field vs. NYG (9/17)... Wrapped up two special teams stops at GB (10/1)... Played vs. NO (10/8), but inactive next six games... Made return vs. GB (12/3) and notched one special teams stop... Inactive at SF (12/17)... Played in season-finale at DET (12/24).

COLLEGE: Two-year starter at safety during four-year career at Northwestern State (La.) (1996-99), earning all-America and all-Southeast Conference honors as a junior and senior... Ranked third on team with 99 tackles as a senior after finishing second on team with 104 tackles his junior season... Recorded 25 PDs and four INTs during his career... Also excelled on track team, anchoring the Demons' relay teams... Majored in criminal justice.

2003 Chicago Bears

The Players

PERSONAL: All-state first-team selection and team MVP at Ruston (La.) H.S... Had seven blocked kicks and five INTs as senior; two blocked kicks and two INTs as junior... Past community involvement includes participating with fellow members of Bears secondary and Meals on Wheels to "Intercept Hunger" with meal donations being made based on player performance... Has two daughters, Virginia Rae and Haley Michelle... Michael Wayne Green is the youngest of three children of Rosie and Shelly Green.

Green's Pro Stats

	Int-Yds	Tkls-Solo	FF	FR	TFL	PD	Sack-Yds	G-GS
2000 Bears	0-0	0-0	0	0	0	0	0-0	7-0
2001 Bears	0-0	68-46	2	0	0	4	3-17	16-2
2002 Bears	0-0	138-89	0	2	5	5	1-10	16-16
Career	0-0	206-135	2	2	5	9	4-27	39-18

ADDITIONAL STATS: Special Teams Tackles - 43: 2000 (3); 2001 (25); 2002 (15).

POSTSEASON

2001 Bears	0-0	3-2	0	0	0	0	0-0	1-0
Career	0-0	3-2	0	0	0	0	0-0	1-0

GREEN'S SINGLE-GAME CAREER HIGHS

Tackles: 14 vs. NYJ (12/15/02)

Solos: 10 vs. PHI (11/3/02)

Pass Defenses: 1, last at CAR (12/22/02)

Sacks: 1, last vs. TB (12/29/02)

RECORDS ON ARTIFICIAL TURF

Since their first game on artificial turf on Sept. 19, 1971, the Bears have compiled a 133-123-1 record on turf (including playoffs). The franchise has played on turf in 22 stadiums — including Soldier Field, which had artificial grass from 1971 through the 1987 season. Last year, the Bears went 4-9 on turf including a 3-5 mark at Memorial Stadium in Champaign, home for the Bears in 2002.

Atlanta	*Georgia Dome	2-1	
Buffalo	Ralph Wilson Stadium	1-4	
Champaign	Memorial Stadium	3-5	
Chicago	Soldier Field (1971-87)	76-50-1	(4-3 in playoffs)
Cincinnati	Cinergy Field (Riverfront)	1-1	
Dallas	Texas Stadium	2-5	(0-1 in playoffs)
Detroit	*Silverdome	11-15	
	*Ford Field	0-1	
Houston	*Astrodome	1-2	
Indianapolis	*RCA Dome	2-0	
Kansas City	Arrowhead Stadium	2-2	
Minnesota	*H.H.H. Metrodome	9-12	(1-0 in playoffs)
New England	Foxboro Stadium	0-1	
New Orleans	*SuperDome	3-4	(1-0, Super Bowl)
NY Giants	Giants Stadium	2-1	
NY Jets	Giants Stadium	2-0	
Philadelphia	Veterans Stadium	4-3	(0-1 in playoffs)
Pittsburgh	Three Rivers Stadium	1-3	
San Francisco	3-Com Candlestick Park	1-3	
Seattle	*Kingdome	1-2	
St. Louis	Busch Stadium	1-2	
St. Louis	*Trans World Dome	1-1	
	*Edward Jones Dome	0-1	
Tennessee	Vanderbilt Stadium	1-0	
Total		127-118-1	(6-5 in playoffs)

* Indicates "domed" stadium, which does not include a 12/18/32 game in Chicago Stadium played on grass (dirt) brought into the stadium. Bears dome record is 30-39, including 2-0 in the playoffs.

2003 Chicago Bears

The Players



WARRICK HOLDMAN

Linebacker

6-1 234

November 22, 1975

Texas A&M

Bears season: 5 NFL Season: 5

Acquired in 4th round of the 1999 draft

53

PRO CAREER: Chicago's starting weakside linebacker for the last three seasons, has averaged over eight tackles per game during that span... Two of his last three seasons have prematurely ended due to injury to each of his knees, but recorded career-high 145 tackles in 2001 when he participated in all 16 games, including 15 starts... Right knee injury ended 2002 season after only four games and 26 tackles... Was second-leading tackler for the Bears in '01 while displaying his abilities in both run-stopping and coverage situations, recording 57 tackles in the first six games... Left meniscus injury limited him to 87 tackles in 2000, ranking him fifth on Chicago in tackles for the second consecutive season... Emerged as starting weakside linebacker over the last five games of his rookie season in 1999, averaging more than nine tackles per contest, to lead all Bears rookies with 75 tackles... Originally drafted in the fourth round (106th overall) by Chicago in 1999.

2002 SEASON: Started first four games at WLB before suffering season-ending knee injury... Recorded 26 tackles, one forced fumble and two PDs in his limited duty... Started third-consecutive season opener, posting eight tackles with one TFL vs. MIN (9/8)... Recorded eight tackles (six solos) and one PD at ATL (9/15)... Recording five tackles and forced fumble at BUF (9/29) in 14th consecutive start before leaving game in first half due to right knee injury... Placed on injured reserve on Sept. 30. **GAMES PLAYED-STARTED: 4-4**

PREVIOUS SEASONS: 2001 - Came back strong after rehabilitating injured left knee throughout the offseason, starting 15 of 16 games and ranking second among all Bears with a career-high 145 tackles and first with 101 solos... Also tied for team-lead by forcing three fumbles and recorded the first six pass defenses of his career... Delivered six tackles at BALT (9/9), including one TFL in a goal-line situation... Led team vs. MIN (9/23) with 12 tackles, including a forced fumble... Team-high nine tackles at ATL (10/7), including first sack; added forced fumble and one PD... Led team with 11 tackles (nine solos) and one PD vs. ARIZ (10/14)... Paced Bears with 12 tackles (10 solos) vs. SF (10/28)... Posted seven tackles, including one TFL, vs. CLE (11/4); added one PD... Wrapped up eight tackles vs. GB (11/11)... Recorded career-high 15 tackles (11 solos) at TB (11/18), including 11 solos and one TFL... Achieved first career 100-tackle season with 10-tackle effort vs. DET (12/2)... Posted 10 tackles at GB (12/9); added one PD... Forced fumble recovered by Alfonso Boone vs. TB (12/16) while finishing second on Bears with 10 tackles, including one sack... Nabbed first career INT at DET (12/30) and lateralled to Walt Harris for six-yard gain; notched eight tackles... Led Bears with nine tackles and one PD vs. JAX (1/6/02)... Ranked third on team with eight tackles in Divisional Playoff vs. PHI (1/19/02). **2000** - Superb sophomore season saw him record 87 tackles despite missing the final six games of the year due to left knee injury... Starting WLB for the first 10 games... Added nine tackles on special teams... Team-high 11 tackles in season-opener at MIN (9/3)... Posted nine tackles vs. NYG (9/17); added one special teams stop... Registered season-high 13 tackles vs. DET (9/24), including 10 solos and one TFL... Equaled team-high with 10 tackles at GB (10/1), including forced fumble... Wrapped up 12 tackles, including a career-high 11 solos plus one TFL, vs. NO (10/8)... Second on team with eight tackles vs. IND (11/5)... Made 10 tackles at BUF (11/12) plus two special teams stops... Season ended as a result of torn medial lateral meniscus in his left knee suffered in practice (11/16)... One of 15 Bears to end season on injured reserve after being placed on the list on Nov. 22. **1999** - Opened season as 'nickel' linebacker and on special teams before landing starting spot on the weakside... Played in all 16 contests, starting last five, and ranked fifth on team with 75 tackles, averaging over nine tackles during the last five games... Added two sacks, two forced fumbles, one fumble recovery and 11 special teams stops... One of three Bears rookies to accumulate two sacks (Rosevelt Colvin, Russell Davis); last time three Bears rookies recorded multiple sacks in a season was 1972 (Osborne, Horton, Line)... Earned first two career tackles in NFL debut vs. KC (9/12)... Tallied first career sack vs. SEA (9/19), dropping

2003 Chicago Bears

The Players

Glenn Foley, but left game in third QTR with concussion... Registered second sack and forced fumble on same play vs. NO (10/3)... Compiled eight tackles at SD (11/21)... Made first NFL start on Thanksgiving Day at DET (11/25), leading team with career-best 11 tackles... Repeated performance with 11 tackles and forced fumble vs. GB (12/5)... Recorded nine tackles at STL (12/26).

COLLEGE: Started 40 games for Texas A&M (1995-98) including every game at strongside linebacker over last three seasons, recording 294 tackles, 46 for losses, 16.5 sacks and seven forced fumbles... Played both SLB and WLB for Aggies... Honorable mention all-America and first team all-Big Twelve Conference by *College Sports News* as senior, finishing third on team with 95 tackles, including 23 TFLs... Led Aggies with eight PDs and career-high seven sacks while adding five forced fumbles, two fumble recoveries and one INT... Named *USA Today* National Player-of-the-Week and Big Twelve Defensive Player-of-the-Week after recording eight tackles, two TFLs, one sack and recovering a fumble in endzone vs. Nebraska... As a junior, started every game and finished with 81 tackles, including 13 TFLs, five sacks and three PDs... Sacked former Bears teammate Cade McNown twice along with 11 tackles in 1997 Cotton Bowl vs. UCLA... Finished second on team with 73 tackles as a sophomore... Added 2.5 sacks, three PDs and a forced fumble... Played nine games with one start as freshman, ending season with 44 tackles, two sacks, two fumble recoveries and a forced fumble... Season-high 12 tackles in first career start vs. Baylor... Granted medical redshirt in 1994... Majored in recreation, parks and tourism sciences.

PERSONAL: Super Prep all-American selection, first-team Class 5A all-State and all-Greater Houston first-team as senior at Elsik H.S. in Alief, Texas... Rated as one of top linebackers in nation after totaling 151 tackles and three sacks as senior... Is the only child of James and Gale Taylor.

Holdman's Pro Stats

	Int-Yds	Tkls-Solo	FF	FR	TFL	PD	Sack-Yds	G-GS
1999 Bears	0-0	75-49	2	1	2	0	2-26	16-5
2000 Bears	0-0	87-63	1	0	2	0	0-0	10-10
2001 Bears	1-0	145-101	3	0	3	6	1.5-15	16-15
2002 Bears	0-0	26-16	1	0	1	2	0-0	4-4
Career	1-0	333-229	7	1	8	8	3.5-41	46-34

ADDITIONAL STATS: Special Teams Tackles - 20: 1999 (11); 2000 (9).

POSTSEASON

2001 Bears	0-0	8-7	0	0	0	0	0-0	1-1
Career	0-0	8-7	0	0	0	0	0-0	1-1

HOLDMAN'S SINGLE-GAME CAREER HIGHS

Tackles: 15 at TB (11/18/01)

Sacks: 1, last vs. TB (12/16/01)

Solos: 11, last at TB (11/18/01)

Interceptions: 1 at DET (12/30/01)

OPENING DAY ROOKIE STARTERS

On Sunday, September 21, 1975, running back Walter Payton and six fellow rookies took to Soldier Field's artificial turf to face the Baltimore Colts; the young Bears lost 35-7. The seven rookie Bears starting on Opening Day is by far the most in recent memory. In the past 26 seasons, the following Bears started as rookies on Opening Day:

1975	RB Walter Payton (D1); DE Mike Hartenstine (D2); DT Roger Stillwell (D9); FS Doug Plank (D12); TE Greg Latta (Tr-Bal); LG Noah Jackson (Tr-Bal); OT Jeff Sevy (UnFA).	1989	CB Donnell Woolford (D1a); DE Trace Armstrong (D1b)
1976-78	- None -	1990	S Mark Carrier (D1)
1979	DE Dan Hampton (D1a)	1991	T Stan Thomas (D1); WR Anthony Morgan (D5)
1980	- None -	1992	T Troy Auzenne (D2)
1981	CB Reuben Henderson (D6)	1993-95	- None -
1982	- None -	1996	CB Walt Harris (D1)
1983	T Jim Covert (D1); WR Willie Gault (D1); CB Mike Richardson (D2)	1997	- None -
1984-86	- None -	1998	FS Tony Parrish (D2); TE Alonzo Mayes (D4)
1987	WR Ron Morris (D2)	1999	DE Russell Davis (D2)
1988	- None -	2000	S Mike Brown (D2)
		2001	- None -
		2002	- None -

**BOBBIE HOWARD****Linebacker****5-10 232****June 14, 1977****Notre Dame****Bears season: 3 NFL Season: 3****Acquired as waived free agent in 2000****52**

PRO CAREER: Filled team's starting weak-side linebacker vacancy created by injury... Has developed into one of the Bears special teams leaders, finishing in the top three in tackles each of the last two years... Made his first NFL active roster out of training camp with the Bears in 2001... Signed with the Bears during the 2000 season... Worked in Buccaneers training camp in 1999 and 2000... Originally signed with Tampa Bay as an undrafted free agent in 1999.

2002 SEASON: Started the final nine games of the season at WLB after injury claimed starter Warrick Holdman... Ranked second on the Bears with 19 special teams tackles... Recorded first three career tackles as reserve LB vs. GB (10/7) in *Monday Night Football* debut; added two special teams tackles... Led Bears at DET (10/20) with career-high four special teams tackles; added four tackles at LB... Inserted in starting lineup for first time at MIN (10/27), recording five tackles (one TFL) while blocking a punt and making one tackle on special teams... Recorded seven tackles at MIA (12/9) on *MNF*, plus his first career INT, springing Jerry Azumah to an 18-yard return after his own nine-yard return... Started season-finale vs. TB (12/29), recorded career-high 11 tackles (10 solos) with one TFL and assisted on first career sack. **GAMES PLAYED-STARTED: 16-9**

PREVIOUS SEASONS: 2001 - Saw first action of his NFL career, playing all 16 games for the Bears, plus the playoffs, on special teams and as a reserve LB... Ranked third on Bears with career-high 22 special teams tackles... Made NFL debut at BALT (9/9) as a special teamer; also played two defensive plays... Recovered on-side kick vs. CLE (11/4) to setup Bears game-tying TD. **2000** - Elevated to Bears active roster from the practice squad two days before the season-finale at DET (12/24), listed as inactive for the game... Signed to Chicago's practice squad (12/6) after being waived by Tampa Bay at the close of training camp. **1999** - Waived by Buccaneers at the close of training camp.

COLLEGE: Two-year starter at LB during four-year career at Notre Dame (1995-98), collecting 245 tackles... Team co-captain led Irish in tackles as a senior with career-high 118 while starting all 12 games... Graduated with a bachelor's degree in finance.

PERSONAL: Named as *USA Today* honorable mention all-America selection at DuPont H.S. in Belle, W. VA. as a LB and FB... Also played basketball and baseball during his prep career... Bobbie A. Howard Jr. is the youngest of three children of Bobbie and Marcia.

Howard's Pro Stats

	Int-Yds	Tkls-Solo	FF	FR	TFL	PD	Sack-Yds	G-GS
2001 Bears	0-0	0-0	0	1	0	1	0-0	16-0
2002 Bears	1-9	57-43	0	0	2	1	0.5-1	16-9
Career	1-9	57-43	0	1	2	2	0.5-1	32-9

ADDITIONAL STATS: Special Teams Tackles - 41: 2001 (22); 2002 (19).

POSTSEASON

2001	0-0	0-0	0	0	0	0	0-0	1-0
Career	0-0	0-0	0	0	0	0	0-0	1-0

ADDITIONAL STATS: Special Teams Tackles - 1: 2001 (1).

HOWARD'S SINGLE-GAME CAREER HIGHS

Tackles: 11 vs. TB (12/29/02) Solos: 10 vs. TB (12/29/02)
Special Teams Tackles: 4 at DET (10/20/02)

2003 Chicago Bears

The Players



BRYAN KNIGHT

Linebacker

6-2 238

January 22, 1979

Pittsburgh

Bears season: 2 NFL Season: 2

Acquired in 5th round of 2002 the draft

90

PRO CAREER: Made transition from college defensive end to NFL linebacker as a rookie... Tied teammate Alex Brown for fourth in the NFL with three fumble recoveries, the most for a Bears rookie since Tony McGeever recovered three in 1971... Originally drafted in the fifth round (165th overall) by Chicago in 2002.

2002 SEASON: Contributed as reserve LB and special teams player, tying for fourth in NFL with three defensive fumble recoveries and ranking fifth on Bears with 12 special teams tackles while participating in 15 of 16 games... Led Bears while tying for third in NFL with four sacks in preseason action... Recovered fumble and posted first career tackle in NFL debut vs. MIN (9/8); added two special teams tackles... Recovered two fumbles as reserve LB and rush end vs. NO (9/23); added three special teams tackles... Tied career-high vs. PHI (11/3) with three special teams tackles... Recorded three tackles at GB (12/1)... Recorded three tackles at MIA (12/9) on *Monday Night Football*... Forced fumble on half sack, among 1.5 sacks in game, to set up TD at CAR (12/22)... Listed as a Gameday Inactive vs. TB (12/29) due to knee injury. **GAMES PLAYED-STARTED: 15-0**

COLLEGE: Three-year starter during his career at Pittsburgh (1998-2001), developing into a two-time all-Big East Conference defensive end after beginning his career at wide receiver... Recorded 232 tackles (141 solos) in 44 games, 32 as a starter... Ranks seventh in school history with 23.5 sacks and added 54 tackles for loss for 255 yards... Winner of the Blue-Gold Award, presented annually to the Pitt senior student-athlete who represents the highest levels of academic scholarship, athletic achievement, leadership and citizenship... Earned all-Big East first-team and Football News all-American second-team honors as a junior... Named the team's Most Valuable Player and Most Valuable Defensive Lineman and chosen by ESPN as the league's Most Improved Player... Lined up at weakside defensive end, recording 74 tackles (48 solos) with 11.5 sacks and 26 TFLs (second-best total in the nation and set Big East record formerly set by BC's Chris Hovan with 21 in 1999)... As a sophomore, moved to weakside defensive end, recording 69 tackles with three sacks and nine TFLs... Also recovered a fumble and intercepted a pass... Began career by moving to weakside outside linebacker from wide receiver and saw action as a reserve in every game, recording 37 tackles with one half sack... Graduated in May 2000 with a degree in social work... Presently working on his master's degree in education.

PERSONAL: Three-year starter at tight end and defensive end for St. Joseph Collegiate Institute (Buffalo, N.Y.)... Registered 12 sacks and 75 tackles during his senior season... Also played wide receiver as a senior and had 23 receptions for 625 yards and seven touchdowns... First-team all-New York State as a defensive end... One of the five finalists for Buffalo Player-of-the-Year... Three-time first team all-Catholic Schools at TE... Named first-team all-Western New York at TE... Son of Beverly and Jerry Knight.

Knight's Pro Stats

	Int-Yds	Tkls-Solo	FF	FR	TFL	PD	Sack-Yds	G-GS
2002 Bears	0-0	12-6	1	3	0	0	1.5-2.5	15-0
Career	0-0	12-6	1	3	0	0	1.5-2.5	15-0

KNIGHT'S SINGLE-GAME CAREER HIGHS

Tackles: 3, last at MIA (12/9/02) Solos: 2 at GB (12/1/02)
 Sacks: 1.5 at CAR (12/22/02) Fumble Recoveries: 2 vs. NO (9/23/02)
 Special Teams Tackles: 3, last vs. PHI (11/3/02)

2003 Chicago Bears

The Players



OLIN KREUTZ

Center

6-2 292

June 9, 1977

Washington

Bears season: 5 NFL Season: 5

Acquired in 3rd round of the 1998 draft

57

PRO CAREER: Has established himself as the NFC's top center and a perennial Pro Bowler during his four years as Chicago's starting center... Selected to start each of the last two Pro Bowls for the NFC at center after receiving alternate status each of the previous two seasons... The Bears opening-day center each of the past four seasons... Maintained his all-star caliber of play in 2002 while starting 15 games on a less experienced and injury-riddled o-line... Member of a special o-line unit in 2001 in which the same five players started all 16 regular season games and the playoff contest while allowing the fewest sacks in the NFL... Played in just seven games in 2000 due to separate injuries to each knee during the season... Earned first career start at center in the 1998 season-finale after alternating at the position for the second half of that rookie campaign... Originally drafted in the third round (64th overall) by Chicago in 1988.

2002 SEASON: Remained a constant throughout the season for an injury-depleted offensive line and earned recognition as the conference's top center with his selection as the NFC's Pro Bowl starter for the second consecutive year... Played in all but one game despite having surgery to remove his appendix in the middle of the season... Started his fourth consecutive Bears season-opener vs. MIN (9/8) and started the next eight games as well... Had streak of 25 consecutive games started snapped when listed as a Gameday Inactive at STL (11/18) due to an appendectomy on Nov. 11... Returned to the starting lineup vs. DET (11/24) for the final six games of the season. **GAMES PLAYED-STARTED: 15-15**

PREVIOUS SEASONS: 2001 - Started all 16 games at center, plus the playoff contest, as the anchor of an experienced offensive line that allowed the fewest sacks in the league... Performed consistently during the regular season, helping the Bears average 108.9 yards on the ground per game, the team's highest season-ending average since 1997 (109.1)... Made first career postseason appearance with his start in Divisional Playoff vs. PHI (1/19/02)... Earned first career Pro Bowl appearance as the NFC's starting center. **2000** - Voted third alternate to NFC Pro Bowl team despite being available for only seven games during the season due to a season-ending knee injury... Started the first three games of the year before leaving game vs. NYG (9/17) in the third quarter with a sprained left knee... Inactive for the next four games due to knee injury... Returned to the starting lineup at PHI (10/22)... Made fourth consecutive start at center vs. TB (11/19) before leaving game in the third quarter with a sprained medial collateral ligament in his right knee... One of 15 Bears to end the season on Injured Reserve after being placed on the list (11/22). **1999** - Named a second alternate to NFC Pro Bowl squad after started all 16 games at center for the first time in his career... Missed only action of season after being ejected late in fourth quarter at WASH (10/31). **1998** - Played in nine games as a rookie, starting one and seeing action at center and guard... Listed as a Gameday Inactive first three weeks of season and Week Six... Made NFL debut subbing for injured Todd Perry at left guard vs. DAL (10/18)... Played on special teams and at center on team's final drive at DET (11/15)... Played center for half of game vs. TB (11/29) and played right guard in second quarter due an injury to Chris Villarrial... Made first career start vs. GB (12/27), playing first and third quarters.

COLLEGE: Two-year starter for Washington (1995-97) at center who entered draft following junior season... Earned first-team all-Pac 10 honors each of last three seasons... All-America selection by *Football News* and *Sporting News* after junior year... Started every game and was graded by coaches as team's top offensive lineman... Did not allow a sack or pressure in 10 of 11 games... Recovered fumble for TD vs. Oregon... One of two offensive linemen to start every game for Huskies... Delivered team-high 90 knockdowns and graded highest of team's offensive linemen... Only true freshman to see playing time in 1995; appeared in every game, except season opener, as second-team center... Majored in sociology.

2003 Chicago Bears

The Players

PERSONAL: All-state first-team selection and Super Prep all-American at St. Louis H.S. in Honolulu, Hawaii... Team captain as senior... Played center, guard and tackle during prep career... Also won state heavyweight wrestling title and competed as shot putter... Born and raised in Honolulu where he still lives during the offseason... He and wife Wendi had their first son, Joshua, during the offseason.

Kreutz's Pro Stats

REGULAR SEASON

Games-Starts - 63-55: 1998 (9-1); 1999 (16-16); 2000 (7-7); 2001 (16-16); 2002 (15-15).

POSTSEASON

Games-Starts - 1-1: 2001 (1-1).

2003 OFFSEASON TRANSACTIONS

<u>Date</u>	<u>Transaction</u>	<u>Coming</u>	<u>Going</u>
1/8	sign to Reserve / Futures	DT Curry Dawson DE Chris Demaree TE Bryan Fletcher FB Tyree Foreman DB Teddy Gaines OG Shane Grice OG Jeff Grzeskowiak WR Edell Shepherd WR Elijah Thurmon TE Dustin Lyman	
1/10	extended		
1/22	contract expired		DL coach Rex Norris
2/14	signed	QB coach Greg Olson DL coach Larry Brooks	
2/26	waived terminated	WR Willie Spencer	QB Jim Miller OT James Williams
2/28	renegotiated contract tendered qualifying offers	DE Bryan Robinson. K Paul Edinger S Mike Green LB Bobbie Howard CB Todd McMillon QB Cory Sauter WR Dez White	
3/1	signed signed	DE Joe Tafoya TE Desmond Clark TE John Davis FB Stanley Pritchett	
3/13	signed	K Paul Edinger LB Bobbie Howard	
3/14	signed	QB Kordell Stewart	
4/8	signed	Asst. DL coach Richard Dent	
4/28	signed	TE Patrick Hughes CB Jason Goss S Julius Curry CB James Thorton LB Jerry Schumacher WR Billy Wingfield T Pete Lougheed	
4/29	released		S Damon Moore
5/13	signed	P Brooks Barnard	
6/4	claimed off waivers signed	TE Robert Johnson LB Brian Urlacher	



DUSTIN LYMAN

Tight End

6-4 245

August 5, 1976

Wake Forest

Bears season: 4 NFL Season: 4

Acquired in 3rd round of the 2000 draft

89

PRO CAREER: Reserve tight end and solid special teams performer has improved in each of his three NFL seasons with the Bears despite missing time during the last two years due to injury... Set career-high for receptions and receiving yards in 2002, while recording his first two NFL TD catches... Limited to four games played, plus the playoff contest, in 2001 due to ankle injury that halted a successful preseason... Made shift to TE as a rookie for the Bears in 2000 after starting 30 games at linebacker over his four-year career at Wake Forest... Originally drafted in the third round (87th overall) by Chicago in 2000.

2002 SEASON: Caught career-high 14 passes for 121 yards as a reserve tight end... Also key member on special teams units... Played in Games 1-12 with starts in Games 7, 11 and 12 before rupturing ACL graft in left knee in Week 13 and going on injured reserve... Six-yard, fourth-QTR pass reception vs. NO (9/23) was first catch since Dec. 17, 2000... Caught career-long 21 yard reception in reserve duty vs. GB (10/7) in *Monday Night Football* debut; tied for Bears lead with three special teams stops... Recorded first career multi-catch game with two receptions for 11 yards at DET (10/20) as reserve TE... Started in two-TE set vs. DET (11/24), catching three passes for 25 yards; added one special teams stop... Started for injured John Davis at GB (12/1) and led Bears with career-high seven catches and 58 yards receiving, including his first two career TD catches - the first on a 12-yard FG fake from Brad Maynard and the second on an eight-yard pass from Jim Miller... Placed on injured reserve on Dec. 10 due to left knee injury which required offseason surgery. **GAMES PLAYED-STARTED: 12-3**

PREVIOUS SEASONS: 2001 - Played two of the first four games of the season but did not play again until the second to last game... Led Chicago with four catches for 62 yards, including a highlight-reel 31-yard catch, in the preseason-opener vs. CIN (8/4), but sprained his left ankle at TEN (8/11) and missed final two exhibitions... Inactive Games 1-2, 5-10, 12-14; active but did not play Game 11... Tallied five special teams tackles while playing in Games 3-4, 15-16... Made 2001 debut at ATL (10/7) playing on special teams and as reserve tight end... Equaled team-high with career-high four special teams stops in season-finale vs. JAX (1/6)... Participated on special teams in Divisional Playoff vs. PHI (1/19/02). **2000** - Played 14 games as a rookie, including seven starts in two-tight end sets, and ranked fourth on team with career-high 10 special teams tackles... Inactive for season-opener at MIN (9/3)... Made NFL debut on special teams at TB (9/10)... First NFL start at GB (10/1) was first of two consecutive starts... Returned to starting lineup at PHI (10/22)... Started vs. IND (11/5)... Started at NYJ (11/26), but left game in third QTR with a stinger in his right shoulder... Inactive vs. GB (10/3) due to shoulder injury... Rejoined starting lineup vs. NE (12/10); added two special teams tackles... Gained four yards at SF (12/17) on first career reception.

COLLEGE: Four-year letterwinner and team captain as a senior linebacker at Wake Forest (1995-99), was honored as Deamon Deacon Athlete-of-the-Year for 1999... Ranks fifth on school's all-time sack list (11)... Nationally recruited at TE; only Wake wanted him at LB... His 24 TFLs is ninth best in Deamon Deacon annals... First-team all-Atlantic Coast Conference selection as a senior after starting final nine games at WLB, finishing third on team with 56 tackles despite missing first two games with strained right medial collateral ligament... Started first five games his junior year at MLB and ranked fourth on team with 62 tackles before tearing his left anterior cruciate ligament and missing the remainder of the season... As a sophomore, led WFU with a career-high 91 tackles while earning Academic All-American honors... Finished third on the team with 79 tackles as a freshman... Redshirted as true freshman in 1995... Also played one year of college baseball... Majored in economics.

2003 Chicago Bears

The Players

PERSONAL: All-conference and all-county as both linebacker and tight end at Fairview H.S. in Boulder, Colo.... Totaled 19 catches for 307 yards and two TDs as senior... Also a two-time all-league pick in baseball hitting .431... Dustin Sheehan Lyman is the oldest of two children of Kenneth and Joanne... Younger sister is Whitney... Mother was a national speed skating champion... Is a frequent speaker at local schools in the Chicagoland area.

Lyman's Pro Stats

	Rec	Yds	Avg	LG	TD	G-GS
2000 Bears	1	4	4.0	4	0	14-7
2001 Bears	0	0	-	-	0	4-0
2002 Bears	14	121	8.6	21	2	12-3
Career	15	125	8.3	21	2	30-10

ADDITIONAL STATS: Special Teams Tackles - 22: 2000 (10); 2001 (5); 2002 (7).

POSTSEASON

2001 Bears	0	0	-	-	0	1-0
Career	0	0	-	-	0	1-0

LYMAN'S SINGLE-GAME CAREER HIGHS

Receptions: 7 at GB (12/1/02) Receiving Yards: 58 at GB (12/1/02)
 Long Reception: 21 vs. GB (10/7/02) Receiving TDs: 2 at GB (12/1/02)
 Special Teams Tackles: 4 vs. JAX (1/6/02)

TOP PICKS

Chicago has 29 players on its training camp roster that were selected in the first four rounds of an NFL Draft. 20 of those 29 draftees were original selections of the Bears while nine were drafted by other teams. San Francisco contributed two draftees while Cleveland, Denver, Indianapolis, Miami, the New York Giants, Pittsburgh and Seattle have each contributed one.

1ST ROUND PICKS

Name	Yr/Overall	Drafted by
Michael Haynes	'03/14	Chicago
Rex Grossman	'03/22	Chicago
Marc Colombo	'02/29	Chicago
R.W. McQuarters	'98/28	San Fran.
David Terrell	'01/8	Chicago
Brian Urlacher	'00/9	Chicago
Ted Washington	'91/25	San Fran.

2ND ROUND PICKS

Name	Yr/Overall	Drafted by
Charles Tillman	'03/35	Chicago
Anthony Thomas	'01/38	Chicago
Mike Brown	'00/39	Chicago
Kordell Stewart	'95/60	Pittsburgh

THIRD ROUND PICKS

Name	Yr/Overall	Drafted by
Mike Gandy	'01/68	Chicago
Roosevelt Williams	'02/72	Chicago
Terrance Metcalf	'02/93	Chicago
Dez White	'00/69	Chicago
Dustin Lyman	'00/87	Chicago
Rex Tucker	'99/66	Chicago
Marty Booker	'99/78	Chicago
Olin Kreutz	'98/64	Chicago
Brad Maynard	'97/95	NY Giants
Mike Caldwell	'93/83	Cleveland
Keith Traylor	'91/61	Denver
Chris Chandler	'88/76	Indianapolis

4TH ROUND PICKS

Name	Yr/Overall	Drafted by
Todd Johnson	'03/100	Chicago
Ian Scott	'03/116	Chicago
Alex Brown	'02/104	Chicago
Rosevelt Colvin	'99/111	Chicago
Phillip Daniels	'96/99	Seattle
Warrick Holdman	'99/106	Chicago
Stanley Pritchett	'96/118	Miami

2003 Chicago Bears

The Players



PATRICK MANNELLY

Tackle / Long Snapper

6-5 265

April 18, 1975

Duke

Bears season: 6 NFL Season: 6

Acquired in 6th round of the 1998 draft

65

PRO CAREER: One of the most reliable long snappers in the NFL... Missed just three games in his career due to injury, allowing him to pull the trigger on 702 of Chicago's 722 long-snap attempts during that span... His quick release and accurate delivery have helped the Bears extend their NFL-record streak of games without having a punt blocked to 180 - a streak that goes back to 1991... Inactive for two games due to injury in 2002 and one game in 2001... Snapped every punt and kick (PAT and FG) attempt for Chicago during his first three NFL seasons... One of three rookies to play in every game for the Bears after being drafted in the sixth round (189th overall) by Chicago in 1998.

2002 SEASON: Served as Chicago's long snapper in 14 games, missing two contests due to a left knee injury... Ranked sixth on the team equaling a career-high 11 special teams tackles... Snapped all punt and kick attempts during Games 1-5 and 8-16 while being named as a Gameday Inactive for Games 6-7 due to a left knee injury suffered during a bye-week practice. **GAMES PLAYED-STARTED: 14-0**

PREVIOUS SEASONS: 2001 - Played in 15 of 16 contests, missing first career game and ending his 51-game streak of snapping every Bears punt and kick attempt since coming into the NFL... Suffered sprained right ankle during the week leading up to the game vs. ARIZ (10/14) causing him to be listed as a Gameday Inactive for the first time in his career... Returned to snapping duties at CIN (10/21). **2000** - Snapped every punt and kick attempt in all 16 games for the third time in his three-year career, anchoring the Bears front line that did not allow a single punt or kick block... Ranked tenth on team with six special teams tackles. **1999** - Snapped every punt and kick attempt in all 16 games... Tied for sixth on team with eight special teams tackles, including five in last two contests. **1998** - Played all 16 games as a rookie, snapping every punt and kick attempt... Tied for sixth on Bears with 11 special teams tackles while his eight solo stops tied for second... Made NFL debut in season-opener vs. JAX (9/6).

COLLEGE: Spent five years as a member of Duke's offensive line, starting his final two seasons... Was the Blue Devil long snapper his entire career... Took a medical redshirt due to infected lymph nodes after playing just one game (Army) during his true senior season in which he was projected as a pre-season all-ACC selection... Played in all 12 games as long snapper and reserve defensive end as a sophomore, but switched to offensive line... Majored in history.

PERSONAL: Atlanta area Lineman-of-the-Year at Marist H.S. in Marietta, Ga., where he earned three letters in football and two in basketball... Is the youngest of two sons of Jay and Patty... Brother, Bernard, played football at Notre Dame from 1988-92... Created personal website: longsnapper.com to provide personal information on himself as well as instruction on longsnapping... Recognized as the League's top long snapper by Brian DeLucia of NFL Draft Digest... Wife is Tamara, the daughter of former Major League pitcher Tommy John... Began his instruction in the art of long snapping at the age of 13 from veteran NFL coach Rod Dowhower (then of Atlanta, now of Philadelphia), a family friend whose son attended the same high school.

Mannelly's Pro Stats

Games-Starts - 77-0: 1998 (16-0); 1999 (16-0); 2000 (16-0); 2001 (15-0); 2002 (14-0).

ADDITIONAL STATS: Special Teams Tackles - 45: 1998 (11); 1999 (8); 2000 (6); 2001 (9); 2002 (11).

POSTSEASON

Games-Starts - 1-0: 2001 (1-0).

2003 Chicago Bears

The Players



BRAD MAYNARD

Punter

6-1 186

February 9, 1974

Ball State

Bears season: 3 NFL Season: 7

Acquired as unrestricted free agent in 2001

4

PRO CAREER: Second-leading punter in terms of gross average in Bears history (42.5) after two seasons in Chicago... Punted 87 times in each of his two seasons with the Bears, ranking among the NFL leaders in several categories... Led League in fewest touchbacks with only two in 2002... Established a Bears' single-season record in 2001 by landing a career-high 36 punts in-the-20 to rank in the top two in the league for the fourth-time in his career... An astounding 41.4 percent of his punts were downed inside-the-20 in 2001 (36 inside-the-20 out of 87 total punts)... Has successfully executed three special teams fakes during his Bears career, including two TD passes... Has had only one punt blocked in the past five seasons and heads into 2003 with a streak of 37 regular season games and 196 punts without a block... Chicago's holder on all field goal and PAT attempts, having done so throughout his career... Has never missed a game in his NFL career... Joined Bears as an unrestricted free agent (3/3/01) after spending his first four years with the N.Y. Giants... Ranked among the leaders in punts landing inside the opponents' 20-yard line in first four NFL seasons (1997-first in NFL, 1998-second in NFL, 1999-first in NFC, 2000-second in NFC)... Set a Giants record and an NFL rookie record with 111 punts during the regular season in 1997... Originally drafted in the third round (95th pick overall) by the Giants in 1997.

2002 SEASON: Punted in all 16 games for the sixth consecutive year and ranked fourth in NFC with 37.4-yard net punt average... Tied for fifth in NFC with 26 punts in-the-20 while leading the NFL with only two TBs... Posted season-high 46.5 gross avg. on four punts at DET (10/20)... Converted first-down with 20-yard run on fake punt at STL (11/18)... Completed 12-yard TD shovel-pass to Dustin Lyman on first-QTR FG fake at GB (12/1)... Posted career-long and NFC-high 75-yard punt vs. TB (12/29) among six punts for 47.7-yard gross avg. with two in-the-20. **GAMES PLAYED-STARTED: 16-0**

PREVIOUS SEASONS: 2001 - Posted a 37.0 net punting avg., a new Bears single-season record, while punting in all 16 games, plus the playoff contest... Named NFC Special Team Player-of-the-Month for November... Ranked second in the NFL by placing 36 punts in-the-20, another team record, while his 37.0 net avg. was second in the NFC (tie sixth NFL)... Booted only eight TBs for the second consecutive season... Set Bears single-game record at GB (12/9) by equaling career-high of six punts downed in-the-20... Completed go-ahead 27-yard TD pass to Brian Urlacher out of FG formation in fourth QTR at WASH (12/23). **2000** - Enjoyed solid fourth NFL season for the Giants with a gross avg. of 40.6 yards and net avg. of 33.7 yards... Booted career-low 79 punts with about one-third of those kicks (26) downed in-the-20... Punted five times for 55.4-yard avg. at TEN (10/1) highlighted by season-long of 64 yards and two in-the-20... Punted six times for 50.5 gross avg. vs. STL (11/12) with long of 54 yards and one punt in-the-20... Punted Super Bowl record 11 times for a 38.4-yard average in SB XXXV vs. BALT (1/28/01), including seven times in the first half, placing three punts in-the-20 with a long kick of 46 yards. **1999** - Played in all 16 games, punting 89 times for 41.0-yard gross avg. and leading NFC with 31 punts in-the-20... Awarded Special Teams Game Ball by coaching staff at TB (9/12) for 12 punts with 43.8 gross avg. and six in-the-20 while forcing five fair catches... Punted four times for season-high 47.3 gross avg. with two in-the-20 and a long of 62 yards at ARIZ (10/10)... Punted eight times for 35.6 net avg. with two in-the-20 and a long of 50 yards vs. DAL (10/18)... Punted eight times for 42.3 gross avg. with three in-the-20 and season-long of 63 yards at PHI (10/31). **1998** - Played in all 16 games for New York, finishing fifth in the NFL and second in the NFC with a gross avg. of 45.2 yards per punt... Ranked sixth in NFL with net punt avg. of 37.8 yards, second with 101 punts and tied for second with 33 punts in-the-20... Set Giants record with 4,566 punting yards, breaking his own mark of 4,531 set in 1997... Pinned Redskins at their own five-yard line in the season-opener vs. WASH (9/6) to setup an INT that led to the go-ahead TD... Nailed 61-yard punt that sailed out of bounds at the Chargers 12-yard line while punting from his own 27-yard line in the third QTR at SD (9/27) while also hitting

2003 Chicago Bears

The Players

a 58-yard punt in the second QTR to earn Special Teams Game Ball... Punting from his own 14-yard line in the first QTR vs. ARIZ (10/18), got off a 59-yard punt that pinned the Cardinals at their own 29-yard line... Punted four times for a 47.5 gross avg. and a long of 52 at PHI (12/27) to earn a Special Teams Game Ball. **1997** - Played in all 16 games and Wild Card Playoff vs. MIN (12/27)... Averaged 40.8 yards on 111 punts with an NFL-leading 33 punts in-the-20 with 14 TBs... Established an NFL rookie record with 111 punts... Grossed 45.4 yards on eight punts with two in-the-20 and a long of 57 yards vs. PHI (8/31)... The Ravens returned only one of his punts for zero yards vs. BAL (9/14) as he grossed 42.8 yards on five punts with a long of 57... His fourth QTR punt was blocked at ARIZ (10/12), marking the first time in his football career, including high school and college, that he had a punt blocked... Awarded a Special Teams Game Ball by the coaching staff for his performance vs. CIN (10/26) in which three of his six punts pinned the Bengals in-the-20... Set personal record with 13 punts - the second-most ever by a Giant in a single game - at WASH (11/23) with a 41.3 gross avg., three in-the-20 and a long of 57 yards.

COLLEGE: His 44.2-yard career gross avg. per punt at Ball State (1993-96) ranks third in NCAA Division I-A annals (minimum 200 punts), topped only by Bill Smith of Mississippi (44.3 avg., 1983-86) and Ray Guy of Southern Mississippi (44.7 avg., 1970-72)... His 242 punts for 10,702 broke Ball State's all-time record of 202 kicks for 7,799 yards by Mark O'Connell (1976-80)... Averaged at least 40.0 yards per punt in 32 of 33 games... Consensus all-American selection, all-Mid American first-team pick as MAC Defensive Player of the Year and Most Valuable Player following his senior campaign in 1996... Punted 59 times for 2,705 yards (45.9 avg.) as a sophomore... As a junior, led the nation with a 46.53-yard average on 66 punts for 3071 yards... His 46.53 yard average ranks sixth in Division I-A season annals (minimum 50 punts), topped only by five players in history... Second-team all-American selection by the *Associated Press* and *Football News*... All-MAC first-team choice and added Academic all-MAC honors as a sophomore in 1994... Led the conference and ranked third in the nation with 59 punts for 2,684 yards (45.5 avg.)... Ranked third in the MAC with 58 punts for 2242 (38.7 avg.) as a freshman in 1993... Redshirted in 1992... Majored in business.

PERSONAL: Two-time all-Rangeline Conference and all-Hamilton County choice as a punter at Sheridan H.S. (Atlanta, Ind.)... Added *Associated Press* all-State, *Indianapolis Star* all-Suburban and *Indianapolis News* all-Metro honors... Averaged 39.5 yards per punt with a long of 61 yards as the team won the 1988 Class A state title... Also led the squad to a pair of sectional and three conference crowns... Deflected seven passes and picked off two others as a defensive back in his final year... Selected to the Indiana North-South All-Star team... Born in Tipton, Ind.... He and wife Karen have two sons, Conner and Cole.

Maynard's Pro Stats

	Punts	Yds	Avg	TB	In-20	Lg	Blk	Net	G
1997 N.Y. Giants	111	4,531	40.8	14	33	57	1	34.6	16
1998 N.Y. Giants	101	4,566	45.2	8	33	63	0	37.8	16
1999 N.Y. Giants	89	3,651	41.0	6	31	63	0	35.1	16
2000 N.Y. Giants	79	3,210	40.6	8	26	64	1	33.7	16
2001 Bears	87	3,709	42.6	8	36	60	0	37.0	16
2002 Bears	87	3,679	42.3	2	26	75	0	37.4	16
<i>Bears Totals</i>	<i>174</i>	<i>7,388</i>	<i>42.5</i>	<i>10</i>	<i>62</i>	<i>75</i>	<i>0</i>	<i>37.2</i>	<i>32</i>
Career	554	23,346	42.1	46	185	75	2	35.6	96

ADDITIONAL STATS: **Passing** - 2-of-3, 39 yards, 2 TDs: 1998 (0-of-1); 2001 (1-of-1, 27-yard TD); 2002 (1-of-1, 12-yard TD). **Rushing** - 2002 (1 for 20).

POSTSEASON

	Punts	Yds	Avg	TB	In-20	Lg	Blk	Net	G
1997 N.Y. Giants	6	225	37.5	1	0	54	0	30.3	1
2000 N.Y. Giants	18	684	38.0	2	4	52	1	32.0	3
2001 Bears	5	191	38.2	0	1	54	0	32.8	1
Career	29	1100	37.9	3	5	54	1	31.5	5

MAYNARD'S SINGLE-GAME CAREER HIGHS

Most Punts: 13 at WASH (11/23/97)

Most Yards Punting: 537 at WASH (11/23/97)


Highest Avg. (min. 4 att.): 55.4 at TEN (10/1/00)

Longest Punt: 75 vs. TB (12/29/02)

Most Punts In-the-20: 6, last at GB (12/9/01)

2003 Chicago Bears

The Players



TODD McMILLON

Cornerback

5-11 188

September 26, 1974

Northern Arizona

Bears season: 4 NFL Season: 4

Acquired as unrestricted free agent in 2000

26

PRO CAREER: Reserve cornerback for the Bears and key special teams contributor... Played career-high 10 games in 2002 despite ending the season on Injured Reserve due to a thumb injury... Began each of the two previous seasons on the Bears practice squad before being elevated to the active roster... Starting CB for the Frankfurt Galaxy during the 2001 NFL Europe season... Signed with the Bears during the 2000 offseason... Spent three seasons (1997-99) with the Saskatchewan Roughriders of the Canadian Football League, recording 136 tackles and four INTs in 48 games.

2002 SEASON: Valuable reserve CB recorded career-high 23 tackles and three PDs while appearing in the first 10 games of the season, including his first NFL start, before having season ended prematurely due to a ruptured ligament in his left thumb (placed on IR 11/19)... Recorded career-high eight tackles at ATL (9/15) in first career start at LCB, subbing for injured R.W. McQuarters.

GAMES PLAYED-STARTED: 10-1

PREVIOUS SEASONS: 2001 - Saw first regular NFL action tallying seven special teams tackles and appeared as a reserve corner in Games 9-16, plus the playoff contest... Member of Bears practice squad Games 1-8; signed to team's active roster on Nov. 13... Made 2001 debut as extra DB at TB (11/18)... Contributed first career defensive tackle vs. JAX (1/6/01)... Prepared for season with the Frankfurt Galaxy during the 2001 NFL Europe season. **2000** - Saw reserve playing time over Chicago's final three games, primarily playing on special teams... Member of Bears practice squad Games 1-11... Placed on the active roster on Nov. 15...Made NFL debut vs. NE (12/10) on special teams... Signed with Bears as a free agent during offseason (2/16). **1999** - Started 18 games at CB in his third and final season with Saskatchewan... Recorded 43 tackles, one TFL, one INT and one fumble recovery. **1998** - Set CFL career-highs with 65 tackles and two INTs with the Roughriders in 18 games. **1997** - Was Saskatchewan's nominee for Rookie of the Year.

COLLEGE: Spent five years at Northern Arizona... Named all-Big Sky as a senior while being credited with 41 tackles, one INT and one fumble recovery in 10 games (nine starts).

PERSONAL: Attended Cerritos High in Bellflower, Calif.... Models clothes for retailers such as the Gap in his free time... He and fiancée Erin have one daughter, Skye Hunter... Is the youngest of two children of Wiley and Joe Ann McMillon.

McMillon's Pro Stats

	Int-Yds	Tkls-Solo	FF	FR	TFL	PD	Sack-Yds	G-GS
2000 Bears	0-0	0-0	0	0	0	0	0-0	3-0
2001 Bears	0-0	1-1	0	0	0	0	0-0	8-0
2002 Bears	0-0	23-19	0	0	0	3	0-0	10-1
Career	0-0	24-20	0	0	0	3	0-0	21-1

ADDITIONAL STATS: Special Teams Tackles - 17: 2001 (7); 2002 (10).

POSTSEASON

2001 Bears	0-0	0-0	0	0	0	0	0-0	1-0
Career	0-0	0-0	0	0	0	0	0-0	1-0

ADDITIONAL STATS: Special Teams Tackles - 2: 2001 (2).

MCMILLON'S SINGLE-GAME CAREER HIGHS

Tackles: 8 at ATL (9/15/02) Solos: 5 at ATL (9/15/02)
Special Teams Tackles: 4 vs. NE (11/10/02)



R.W. McQUARTERS

Cornerback

5-10 198

December 21, 1976

Oklahoma State

Bears season: 4 NFL Season: 6

Acquired via trade with San Francisco in 2000

21

PRO CAREER: Chicago's starting left cornerback for the past two seasons ranks as one of the team's top play-makers on defense... Recorded third-highest tackle total of career in 2002 despite being limited to only nine games played (all starts) due to injury... Established himself as a starter with the Bears in 2001, posting career-highs in tackles, pass defenses and interceptions... Acquired by the Bears (6/5/00) through trade with San Francisco in exchange for a conditional 2001 draft pick... Began NFL career with the 49ers, serving as the team's primary kickoff and punt returner while starting 11 of 27 games at CB... Totaled 91 tackles, 13 pass defenses and one INT with the Niners... Originally drafted in the first round (28th overall) by San Francisco in 1998.

2002 SEASON: Started nine games at LCB despite injuries, recording 51 tackles, four PDs and one INT... Started Games 1, 5, 8-13 and 16... Recorded seven tackles and one PD in season-opener vs. MIN (9/8) before leaving game in first half due to left knee injury... Inactive Games 2-4 due to knee injury ... Returned to start vs. GB (10/7) and posted four tackles and two PDs... Inactive Games 6-7 due to hamstring injury suffered against Packers... Returned to start vs. PHI (11/3), recording four tackles... Inactive Games 14-15 due to hip flexor injury suffered in practice on Dec. 12... Returned to start vs. TB (12/29) and recorded four tackles. **GAMES PLAYED-STARTED: 9-9**

PREVIOUS SEASONS: 2001 - Started all 16 games, plus the playoff contest, for the first time in his career and led Chicago with career-high 21 pass defenses while leading secondary with career-high 89 tackles, including six TFLs... Tied for second on Bears with three INTs... Honored as first-team all-Pro by Sports Illustrated... Picked up fumble for 69-yard TD return vs. ARIZ (10/14)... Recorded five tackles and five PDs, including 43-yard INT return, at CIN (10/21); 6-51 punt returns... Equaled high among secondary with six tackles vs. SF (10/28)... Led secondary with five tackles vs. GB (11/11); added one PD... Grabbed second-QTR INT at TB (11/18) and shared lead among secondary with eight tackles (two TFLs)... Posted seven tackles and two PDs at MIN (11/25)... Recorded four tackles vs. DET (12/2), including one TFL... Netted three PDs and one INT vs. TB (12/16)... Delivered five tackles, one TFL and one PD at WASH (12/23)... Led secondary with eight tackles at DET (12/30)... Contributed six tackles and one PD vs. JAX (1/6/02)... Ranked second on team with nine tackles in Divisional Playoff vs. PHI (1/19/02). **2000** - Played in 15 games in his first season with the Bears, making two starts in 'nickel' situations, and totaled 30 tackles... Dressed but DNP in season-opener at MIN (9/3)... Recorded one tackle and one PD in win at GB (10/1)... Made three tackles and one special teams stop vs. IND (11/5)... Started first game as a Bear at BUF (11/12) and posted three tackles... Delivered season-high five tackles at SF (12/17) in return to San Francisco... NFC Defensive Player-of-the-Week honors for performance at DET (12/24) when he gave Chicago a fourth-QTR lead with a 61-yard INT return for TD and set-up game-winning FG by forcing a fumble with less than one-minute to play; added four tackles, including his first career sack... **1999** - Played in 11 games with four starts at CB in his final season with San Francisco... Led team with 26 kickoff returns for 568 yards... Finished season with 35 tackles, four PDs and one INT... Returned six kickoffs for career-best 141 yards, including long of 41, at JAX (9/12)... Made first start of season at LCB vs. CAR (10/17), returning first career INT 25 yards and totaling six tackles... Returned four kickoffs 92 yards vs. STL (11/21)... Left game in second QTR vs. GB (11/29) with separated right shoulder... Missed final five games of season after being placed on injured reserve (11/30). **1998** - Started seven of 16 regular-season games at RCB as a rookie for the 49ers while also serving as primary punt and kick returner... Totaled 56 tackles and nine PDs... Recorded 47 punt returns for 406 yards and one TD, plus 17 kickoff returns for 339 yards... Returned five kickoffs for 112 yards at GB (11/1)... Returned six kickoffs for 105 yards vs. CAR (11/8)... Earned first career start, recording season-high 10 tackles at ATL (11/15)... Posted 72-yard punt return for TD vs. STL (12/27) and notched eight tackles... Returned six kickoffs for 128 yards in Wild Card Playoff vs. GB (1/3/99)... Returned three kickoffs for 57 yards in Divisional Playoff at ATL (1/9/99).

2003 Chicago Bears

The Players

COLLEGE: Triple-threat weapon as DB, WR and return man at Oklahoma State (1995-97) who left school as a junior... Started nine games at WR in addition to starting at both FS and LCB as a junior... Second in nation with school-record 521 punt return yards for 16.3-yard avg. and one TD... Added 195 yards on eight kickoff returns for 24.4-yards avg... Registered 38 tackles, two fumble recoveries and one INT while finishing with eight receptions for 245 yards (30.6 avg.) and two TDs... Rushed for 69 yards on two carries (34.5 avg.) and one TD... As sophomore, started first seven games of season at FS before suffering broken foot against Iowa State... Honorable mention All-Big Twelve at DB, recording 64 tackles, two INTs and two PDs... Totaled 465 return yards, averaging 13.4 per punt return and 22.1 per kickoff return... Named all-Big Eight kick returner as freshman, while moving into the starting lineup in second game of season at RCB and posting 62 tackles, one sack and three INTs... Member of OSU basketball team during freshman and sophomore years, serving as backup point guard... Majored in broadcast journalism.

PERSONAL: Prepped at Washington H.S. in Tulsa, Okla.... *USA Today* and Parade All-America selection as senior... Two-time all-state selection... Defensive Player-of-the-Year by both *Tulsa World* and *Daily Oklahoman*.... Prep career included 23 catches for 571 yards and 16 TDs... Rated top defensive back in Midwest by Blue Chip Illustrated... Doubled as starting point guard for basketball team... Uncle Eddie McQuarters is member of Canadian Football Hall of Fame... Past community involvement includes partnering with fellow members of Bears secondary and Meals on Wheels to "Intercept Hunger" with meal donations being made based on player performance... Full name is Robert William McQuarters II... Has two sons, Robert William III and Rylan.

McQuarters' Pro Stats

	Int-Yds	Tkls-Solo	FF	FR	TFL	PD	Sack-Yds	G-GS
1998 San Fran.	0-0	56-48	0	0	NA	9	0-0	16-7
1999 San Fran.	1-25	35-29	0	0	NA	4	0-0	11-4
2000 Bears	1-61t	30-22	1	0	0	3	1-2	15-2
2001 Bears	3-47	89-57	1	1	6	21	1-0	16-16
2002 Bears	1-33	51-38	0	1	1	5	0-0	9-9
<i>Bears Totals</i>	<i>5-141</i>	<i>170-117</i>	<i>2</i>	<i>2</i>	<i>7</i>	<i>29</i>	<i>2-2</i>	<i>40-27</i>
Career	6-166	261-194	2	2	NA	42	2-2	67-38

ADDITIONAL STATS: Touchdowns - 2: 61-yard INT return at DET (12/24/00); 69-yard fumble return vs. ARIZ (10/14/01).

POSTSEASON

1998 San Fran.	0-0	0-0	0	0	0	0	0-0	2-0
2001 Bears	0-0	9-8	0	0	0	1	0-0	1-1
Career	0-0	9-8	0	0	0	1	0-0	3-1

	KOR	Yds	Avg	Lg	TD	PR	FC	Yds	Avg	Lg	TD
1998 San Fran.	17	339	19.9	45	0	47	10	406	8.6	72t	1
1999 San Fran.	26	568	21.8	37	0	18	3	90	5.0	32	0
2000 Bears	0	0	-	-	0	0	0	0	-	-	0
2001 Bears	0	0	-	-	0	12	1	96	8.0	16	0
2002 Bears	0	0	-	-	0	0	0	0	-	-	0
Career	43	907	21.1	45	0	77	14	592	7.7	72t	1


ADDITIONAL STATS: Touchdowns - 1: 72-yard punt return vs. STL (12/27/98).

POSTSEASON

1998 San Fran.	9	185	20.6	25	0	3	0	19	6.3	19	0
2001 Bears	0	0	0.0	-	0	1	1	10	10.0	10	0
Career	9	185	20.6	25	0	4	1	29	7.3	19	0

MCQUARTER'S SINGLE-GAME CAREER HIGHS

Tackles: 11 at GB (12/1/02)	Solos: 9, last at BALT (9/9/01)
Interceptions: 1, last vs. DET (11/24/02)	Long INT TD return: 61 at DET (12/24/00)
Punt Returns: 6, last at CIN (10/21/01)	Punt Return Yards: 100 vs. STL (12/27/98)
Kickoff Returns: 6, last at JAX (9/12/99)	Kickoff Return Yards: 141 at JAX (9/12/99)
Long Punt Return: 72t vs. STL (12/27/98)	Long Kickoff Return: 45 at STL (10/25/98)



AHMAD MERRITT

Wide Receiver

5-10 195

February 5, 1977

Wisconsin

Bears season: 3 NFL Season: 3

Acquired as unrestricted free agent in 2000

81

PRO CAREER: Reliable receiving threat while also providing production as a kick returner... Member of the Bears practice squad for nearly two full seasons before being activated for the final two games of the 2001 regular season... Top receiver for the Berlin Thunder of NFL Europe during their World Bowl championship season of 2001... Originally signed by Chicago as an undrafted free agent on May 22, 2000.

2002 SEASON: Leading kickoff returner played in the final 12 games of the season, starting three at wide receiver... Recorded the fourth-highest single-season kickoff return yardage total in franchise history with 1,029 yards on 45 returns (22.9 avg.) while adding 14 receptions for 100 yards and 10 punt returns for 71 yards... Listed as a Gameday Inactive for Games 1-4 due to left hand injury suffered in training camp, but returned to play in Games 5-16 - starting Games 8-9, 14 at WR... First career kickoff return went for Bears season-high 63 yards at DET (10/20); Chicago's longest KOR since 1999... Made first NFL start vs. PHI (11/3) and caught two passes for 30 yards.
GAMES PLAYED-STARTED: 12-3

PREVIOUS SEASONS: 2001 - Spent first 14 games of the season on the practice squad... Elevated to active roster (12/29)... Made NFL debut as a reserve WR and special teamer at DET (12/30)... Scampered 47 yards on a reverse for a go-ahead TD in the second QTR of Divisional Playoff vs. PHI (1/19/02). **2000** - Placed on Chicago's practice squad following training camp.

COLLEGE: Served as a return specialist during his four-years at Wisconsin (1996-1999), returning 28 kickoffs for 521 yards and 25 punts for 165 yards... Majored in zoology.

PERSONAL: Earned all-America honors from Prep Football Report and Super Prep as senior at St. Rita H.S. in Chicago, amassing career totals of 63 receptions for 1,240 yards (19.7 avg.) and 21 TDs... Totaled 23 catches for 675 yards as a senior... Earned his Illinois real estate license in 2002.

Merritt's Pro Stats

	Rec	Yds	Avg	Lg	TD	Rush	Yds	Avg	Lg	TD	G-GS
2001 Bears	2	20	10.0	13	0	0	0	-	-	0	2-0
2002 Bears	14	100	7.1	25	0	1	5	5.0	5	0	12-3
Career	16	120	7.5	25	0	1	5	5.0	5	0	14-3

Year	KOR	Yds	Avg	Lg	TD	PR	FC	Yds	Avg	Lg	TD
2002 Bears	45	1,029	22.9	63	0	10	2	71	7.1	18	0
Career	45	1,029	22.9	63	0	10	2	71	7.1	18	0

ADDITIONAL STATS: Special Teams Tackles - 8: 2002 (8).

POSTSEASON

Year	Rec	Yds	Avg	Lg	TD	Rush	Yds	Avg	Lg	TD	G-GS
2001 Bears	0	0	-	-	0	1	47	47.0	47t	1	1-0
Career	0	0	-	-	0	1	47	47.0	47t	1	1-0

ADDITIONAL STATS: Special Teams Tackles - 2: 2001 (2).

MERRITT'S SINGLE-GAME CAREER HIGHS

Receptions: 2 vs. JAX (1/6/02)	Receiving Yards: 20 vs. JAX (1/6/02)
Long Reception: 13 vs. JAX (1/6/02)	Long Rush: 47t vs. PHI (1/19/02)*
Kickoff Returns: 6, last vs. NE (11/10/02)	Kickoff Return Yards: 148 vs. NE (11/10/02)
Punt Returns: 4 at MIA (12/9/02)	Punt Return Yards: 36 at MIA (12/9/02)
Long Kickoff Return: 63 at DET (10/20/02)	Long Punt Return: 18 at MIA (12/9/02)
* Playoff Game	

2003 Chicago Bears

The Players



TERRENCE METCALF

Tackle / Guard

6-3 325

January 28, 1978

Mississippi

Bears season: 2 NFL Season: 2

Acquired in 3rd round of the 2002 draft

60

PRO CAREER: Second-year offensive lineman provides Bears with depth at tackle and guard... Participated in nine games as a rookie, primarily playing on special teams... Originally drafted in the third round (93rd overall) by Chicago in 2002.

2002 SEASON: Gradually worked into a contributing role for the Bears during his rookie season as he started the year on the sidelines, but eventually earned a position in goal-line offense situations and kickoff returns... Participated in nine of the final 10 games... Listed as a Gameday Inactive for the first six games of the year before making his NFL debut at MIN (10/27) on special teams... Listed as a Gameday Inactive vs. NE (11/10)... Returned to action for first career *Monday Night Football* game at STL (11/18)... Saw action in goal-line situation vs. NYJ (12/15) in addition to special teams duty. **GAMES PLAYED-STARTED: 9-0**

COLLEGE: Compiled noteworthy five-year career at Ole Miss (1997-2001) and, outside of a medical redshirt year as a true sophomore, started all but six games during his career... Did not allow a QB sack while starting every game at left tackle during his junior and senior seasons... Primarily played at left guard during the first two full years of his career... Finished career earning first-team all-America selection by Walter Camp, the American Football Coaches Association and *Football News*, second-team honors from the *Associated Press* and collegefootballnews.com and third-team accolades from *The Sporting News* while starting all 11 games at LT as a senior... Also selected as an all-Southeastern Conference first-team choice by the league's coaches, the *Associated Press* and *Football News* while anchoring an offensive line that led the SEC with only 10 QB sacks allowed... Solid junior season saw him named first-team all-SEC by league's coaches and second-team by the *Associated Press* while starting all 12 games at LT... Also earned all-SEC recognition from the *Birmingham News*, *College Sports Southeast*, *Football News*, collegefootballnews.com and *Rivals.com* for his starring role on Ole Miss offensive line that led the SEC (tied for third in NCAA) with seven sacks allowed... Earned second-team all-America honors from *The Sporting News* in his second sophomore season playing in all 12 games... Made five starts at LG including Independence Bowl vs. Oklahoma... Key player for SEC's second-leading rushing attack (182.5 y.p.g.)... Started three games as true sophomore, but suffered season-ending left ankle injury and was granted a medical redshirt and three more years of eligibility... Started all 12 games as a freshman, including the Ford Motor City Bowl... Started season-opened at LT, but moved to LG for remaining 11 games... Finished his career as the school record-holder with a 500-pound bench press... Majored in management.

PERSONAL: Considered one of nation's top offensive line prospects at Clarksdale (Miss.) H.S., earning Parade all-American honors and receiving selection as Mississippi's No. 1 prospect on *The Clarion-Ledger Top-10 Most Wanted* list... All-state pick received recognition on *The Orlando Sentinel Dixie Dozen* team... Selected to SuperPrep's All-American team, ranking as the 15th best o-lineman in the nation... Also made the SuperPrep all-Dixie team, ranking as the 18th best overall player from the states of Alabama, Florida, Georgia, Kentucky, Mississippi, and Tennessee... Chosen to Schutt Sports' all-American squad... Prep Star magazine picked him as its No. 1 o-lineman in the Southeast Region... Two-way star had 104 tackles and seven sacks as a junior defensive tackle... He and wife Tonya have one son, DeKaylin, and two daughters, Zharria and Zkyra... Son of Earlene Metcalf.

Metcalf's Pro Stats

Games-Starts - 9-0: 2002 (9-0).

2003 Chicago Bears

The Players



ADRIAN PETERSON

Running Back

5-10 210

July 1, 1979

Georgia Southern

Bears season: 2 NFL Season: 2

Acquired in 6th round of the 2002 draft

29

PRO CAREER: Saw limited action as a reserve ball-carrier in his rookie campaign, ranking fourth on Bears in rushing yards and third in carries... Led all Bears RBs with a 5.3-yards per carry avg. as a rookie... Originally drafted in the sixth round (199th overall) by Chicago in 2002.

2002 SEASON: Participated in nine games as a rookie reserve RB while contributing on special teams... Carried 19 times for 101 yards and one TD, all during season's final four weeks... Appeared in Games 4, 7, 9, and 11-16; Listed as a Gameday Inactive Games 1-3, 5-6, 8 and 10... Made NFL debut at BUF (9/29) recording first career special teams tackle... Saw first NFL action as reserve RB at MIA (12/9), rushing three times for 11 yards... Highlighted 39-yard rushing output (seven carries) vs. NYJ (12/15) with first NFL TD on five-yard run... Led Bears with career-high 42 rushing yards on seven carries in season-finale vs. TB (12/29). **GAMES PLAYED-STARTED: 9-0**

COLLEGE: Four-time consensus all-America and all-Southern Conference selection at Georgia Southern (1998-2001)... Rushed for a collegiate record 100 yards in 36 consecutive contests and shattered the NCAA career-scoring record with 524 points... His 40 total 100-yard performances (regular season) set another NCAA record (all divisions)... Including playoffs, rushed for over 100 yards 54 times during his career... Became college football's all-time leading rusher with 6,543 yards on a conference-record 996 career attempts... In 42 regular season games, rushed for 85 TDs and 155.8 yards per game... In 57 career contests, carried 1,378 times for 9,145 yards (6.6 avg), 111 TDs and 160.4 yards per game... Southern Conference Offensive Player-of-the-Year was finalist for Walter Payton Award, given to the top player in the NCAA Division I-AA ranks, as a senior with 1,795 yards (322 carries) and 21 TDs in 14 total games; led team in scoring with 128 points... Started 13 games as a junior, carrying 281 times for 1,694 yards (fourth-best season total in school history) and 17 TDs; led team in scoring with 108 points... Recipient of the Walter Payton Award as a sophomore, rushing for 2,704 yards (353 carries) and 40 TDs in 15 total games... Southern Conference Freshman and Offensive Player-of-the-Year selection, setting 45 school, conference and NCAA records while started every game at fullback, setting the school's season record with career-high 1,932 yards on 257 carries, including 25 TDs... Including playoff games, rushed 365 times for 2,606 yards and 34 TDs as a freshman... Majored in communications.

PERSONAL: Two-time all-state, all-area and team MVP at Sante Fe (Fla.) H.S... Also a Blue Chip Illustrated and ESPN all-America selection, gaining 4,949 yards rushing during his four-year career... Ran for 1,526 yards and 17 scores on 185 carries (8.2 avg.) to earn Class 4A Player-of-the-Year honors as a senior... Lettered four times in track and twice in weightlifting and basketball... Brother Michael was an all-American linebacker at Florida and signed with Jacksonville during the offseason... Cousin, Freddie Solomon, played for South Carolina State and the Philadelphia Eagles.

Peterson's Pro Stats

	Rush	Yds	Avg	Lg	TD	Rec	Yds	Avg	Lg	TD	G-GS
2002 Bears	19	101	5.3	14	1	3	18	6.0	16	0	9-0
Career	19	101	5.3	14	1	3	18	6.0	16	0	9-0

ADDITIONAL STATS: Special Teams Tackles: 4 - 2002 (4).

PETERSON'S SINGLE-GAME CAREER HIGHS

Rushes: 7, last vs. TB (12/29/02) Rushing Yards: 42, last vs. TB (12/29/02)
Receptions: 1, last at CAR (12/22/02) Receiving Yards: 16 vs. NYJ (12/15/02)

2003 Chicago Bears

The Players



STANLEY PRITCHETT

Fullback

6-2 250

December 22, 1973

South Carolina

Bears season: 3 NFL Season: 8

Acquired as waived free agent in 2001

36

PRO CAREER: Versatile reserve fullback is a threat for Chicago coming out of the backfield as a blocker, receiver or ball carrier... Also has played H-back for Bears... Signed with Chicago during the 2001 campaign after being waived by Philadelphia following training camp... Signed with Eagles on March 9, 2000 and posted career-high rushing numbers in lone season with team ... Best overall statistical season came in his final campaign with Miami when he totaled a career-high 90 touchdowns for 470 yards and five TDs... Began career with four seasons with the Dolphins, compiling 98 receptions for 798 yards and six TDs plus 211 rushing yards and one TD on 63 carries in 52 career regular-season games, including 40 starts... Originally drafted in the fourth round (118th overall) by Miami in 1996.

2002 SEASON: Ranked sixth among Bears receivers with 19 receptions for 165 yards (8.7 avg.) and one TD while playing all 16 games, including two starts... Started Game 1 at FB and Game 16 at H-back... Contibuted five special teams tackles... First reception of season went for seven yards at ATL (9/15)... Gained 16 yards on two receptions vs. NO (9/23)... Caught season-high four passes for 39 yards vs. PHI (11/3); four special teams tackles... Equaled season-high with four catches for 26 yards vs. NE (11/10); 11-yard TD catch was his first in 32 games (12/27/99 vs. NYJ)... Again equaled season-high with four receptions at STL (11/18), totaling 33 yards... Lone catch vs. NYJ (12/15) went for season-long of 24 yards. **GAMES PLAYED-STARTED: 16-2**

PREVIOUS SEASONS: 2001 - Proved to be a valuable reserve at FB for the Bears, seeing his most action as a blocker for the return units in his seven games played, plus the playoff contest... Signed with Chicago (10/17/01) during Week Five... Not with team Games 1-4, Inactive Games 5, 6 and made Bears debut at FB vs. CLE (11/4)... Active but DNP Games 8-10, but appeared on special teams and as a reserve FB the last six games of the season, plus Divisional Playoff vs. PHI (1/19/02). **2000** - Played in 16 regular-season games, including two starts, and one playoff contest with Philly... Part of four-man 'running back committee' in absence of injured starter Duce Staley... Playing primarily in a one-back offense, finished with career-high 225 rushing yards on 58 carries while catching 25 passes for 193 yards... Scored first Eagles TD with a one-yard run at ARIZ (10/15)... Fractured tibia in Wild Card Game vs. TB (12/31), causing him to miss Divisional Playoff at NYG (1/7/01). **1999** - Started seven of 14 regular season games in his final season in Miami, added two playoff starts... Hauled-in career-high 43 receptions and four TDs while rushing 47 times for 158 yards and one TD... Inactive Games 1-2 due to left knee sprain... Caught six passes on Dolphins' final drive at NE (10/17), including game-winning five-yard TD catch... Caught three passes for 19 yards at OAK (10/31)... Reeled-in six-yard TD pass vs. TEN (11/7)... Caught one-yard TD vs. IND (12/5)... Started at RB due to injury at NYJ (12/12) and rushed 17 times for 68 yards with a one-yard TD; team-high seven catches for 41 yards... Caught four passes vs. NYJ (12/27) for 36 yards and a three-yard TD... Rushed twice for four yards in Wild Card Game at SEA (1/9/00) ... Carried two times for 10 yards and caught two passes for 17 yards in Divisional Playoff at JAX (1/15/00). **1998** - Started 12 of 16 regular season games played and one of two playoff games... Recorded first career rushing TD on one-yard run vs. NYJ (12/13)... Scored two-point conversion in Wild Card Game vs. BUF (1/2/99); rushing twice for seven yards as starting FB. **1997** - Limited to six games played, with five starts, due to a right knee injury suffered in the second games of the season... Totaled five receptions for 35 yards and three rushes for seven yards on the season... Suffered injury vs. TEN (9/7) and was inactive for the next 10 games after having surgery... Returned to action at OAK (11/30)... Caught two passes for 11 yards in season-finale vs. NE (12/22)... Started Wild Card Game at NE (12/28). **1996** - Started all 16 games at FB as a rookie, ranking third on Dolphins with 33 receptions for career-high 354 yards... Formed first all-rookie backfield in Dolphins history with RB Karim Abdul-Jabbar ... Led Miami with six catches for 77

2003 Chicago Bears

The Players

yards vs. NE (9/1) in his NFL debut, including a 52-yard play... Hauled in 74-yard TD from Dan Marino vs. NYJ (9/15), marking the longest reception ever by a Dolphins RB and the second-longest catch by a rookie in club history... Caught 16-yard TD pass vs. DAL (10/27).

COLLEGE: Four-year letterman and two-year starter at South Carolina (1992-95), rushing 252 times for 1,096 yards and 16 TDs plus 111 receptions for 1,041 yards and six TDs in his career... As a senior, teamed with Eagles RB Duce Staley to earn second-team all-SEC honors, rushing for 333 yards and eight TDs on 86 carries plus 62 receptions for 664 yards and four TDs... Started first three games at RB before moving to FB... In first game at RB, had nine catches for 131 yards, including a 92-yard TD, while also posting a one-yard TD run vs. Kentucky... Named SEC Player-of-the-Week, rushing for three TDs and had 12 receptions for 113 yards and one TD vs. Mississippi State... Earned bachelor's degree in history in less than four years... Plans to attend law school.

PERSONAL: Named MVP for Frederick Douglass (Atlanta, Ga.) H.S. as a senior, catching 32 passes for 750 yards and 9 TDs as a tight end... Also lettered in track... Has participated in events benefiting the Cystic Fibrosis Foundation... Sponsors a youth football camp in Atlanta each offseason... Stanley Jerome Pritchett is the second oldest of four children, all boys... He and wife Nancy have three daughters: Danays, Savannah and Sydney.

Pritchett's Pro Stats

	Rush	Yds	Avg	Lg	TD	Rec	Yds	Avg	Lg	TD	G-GS
1996 Miami	7	27	3.9	16	0	33	354	10.7	74t	2	16-16
1997 Miami	3	7	2.3	4	0	5	35	7.0	17	0	6-5
1998 Miami	6	19	3.2	11	1	17	97	5.7	24	0	16-12
1999 Miami	47	158	3.4	25	1	43	312	7.3	30	4	14-7
2000 Philadelphia	58	225	3.9	16	1	25	193	7.7	17	0	16-2
2001 Bears	0	0	-	-	0	0	0	-	-	0	7-0
2002 Bears	1	2	2.0	2	0	19	165	8.7	24	1	16-2
<i>Bears Totals</i>	<i>1</i>	<i>2</i>	<i>2.0</i>	<i>2</i>	<i>0</i>	<i>19</i>	<i>165</i>	<i>8.7</i>	<i>24</i>	<i>1</i>	<i>23-2</i>
Career	122	438	3.6	25	3	142	1,156	8.1	74t	7	91-44

ADDITIONAL STATS: Special Teams Tackles - 9: 1997 (1); 1998 (1); 2000 (2); 2002 (5).

POSTSEASON

1997 Miami	1	-2	-2.0	-2	0	0	0	-	-	0	1-1
1998 Miami	3	4	1.3	6	0	3	23	7.7	12	0	2-1
1999 Miami	4	14	3.5	7	0	2	17	8.5	10	0	2-2
2000 Philadelphia	0	0	-	-	0	2	-1	-0.5	2	0	1-0
2001 Bears	0	0	-	-	0	0	0	-	-	0	1-0
Career	8	16	2.0	7	0	7	39	5.6	12	0	7-4

ADDITIONAL STATS: Special Teams Tackles - 2: 1998 (2).

PRITCHETT'S SINGLE-GAME CAREER HIGHS

Rushes: 17 at NYJ (12/12/99)
Receptions: 7 at NYJ (12/12/99)

Rushing Yards: 68 at NYJ (12/12/99)
Receiving Yards: 77 vs. NE (9/1/96)

FRESH STARTERS

During the 2002 season, 47 different players started at least one game for the Bears. Five Chicago players started all 16 games one season after 12 players accomplished that feat. In 2001, only 31 different players started at least one game for Chicago.

2003 Chicago Bears

The Players



BERNARD ROBERTSON

Tackle

6-3 315

June 9, 1979

Tulane

Bears season: 3 NFL Season: 3

Acquired in 5th round of the 2001 draft

74

PRO CAREER: Versatile offensive lineman provides the Bears with depth at all five o-line positions with starting experience at left tackle... Gained first professional playing time in his second NFL season last year, first as a starter at left tackle and then as a fill-in at three different o-line positions the rest of the campaign... Did not see any regular-season game action as a rookie... Originally drafted in the fifth round (138th overall) by Chicago in 2001.

2002 SEASON: Moved into contributing role on Chicago's offensive line after receiving the starting nod at LT out of training camp... Started the first five games at LT before finishing the season as a reserve at several spots on the o-line... Made first career start in his NFL debut vs. MIN (9/8)... Last start of season came in *Monday Night Football* debut vs. GB (10/7)... Entered game at STL (11/18) at LT in second half for injured Marc Colombo... Subbed at RT for injured James Williams in fourth QTR vs. DET (11/24)... Filled in at RG for injured Chris Villarrial in second QTR at MIA (12/9). **GAMES PLAYED-STARTED: 16-5**

PREVIOUS SEASONS: 2001 - Received valuable experience as a rookie practicing at every spot on the Bears offensive line, but did not participate in any games... Listed as a Gameday Inactive for the first nine regular season games as well as the final six, plus the playoff contest... Active for regular season contest at MIN (11/25), but did not play.

COLLEGE: Earned first-team all-Conference USA honors as a sophomore and senior at Tulane (1996-2000) where his 44 career starts are a school record for an offensive lineman ... Started every game he played in during his career, playing both left and right tackle while also taking snaps at center... Began Green Wave career playing two seasons with Shaun King and ended it with two years in front of Patrick Ramsey: two current NFL QBs and the top two passers in school history... Third-team all-America selection by The Sports Xchange as a senior while starting all 11 games at LT for an offensive line that generated 4,989 total yards, 324.5 passing yards per game and only 23 sacks... As a junior, started 10 games at LT for an offense that averaged 420.5 total yards per game... Lined up as the starting RT for all 12 games as a sophomore during Tulane's perfect 12-0 season of 1998 in which the offense averaged 507.1 total yards per game... Named to Conference USA all-Freshman Team and all-Louisiana honorable mention as one of six freshmen to start for the Green Wave in '96, lining up for 11 starts at right tackle... Majored in sports medicine.

PERSONAL: All-district, all-West Bank and all-metro selection as a senior at Karr H.S. in New Orleans... Played on both the offensive and defensive lines... Bernard H. Robertson III is the middle of three children (two sisters) of Bernard Jr. and Katie... Wife is Rhencisha.

Robertson's Pro Stats

Games-Starts: 16-5 - 2001 (0-0); 2002 (16-5).



BRYAN ROBINSON

Defensive Tackle

6-4 305

June 22, 1974

Fresno State

Bears season: 6 NFL Season: 7

Acquired as waived free agent in 1998

98

PRO CAREER: Chicago's starting left defensive end for three consecutive seasons, started at both end positions in 2002 due to injuries and logged ample time at defensive tackle as well... Has more years with the team than any Bears defender and during the last four years, has missed only one game and two starts... Team leader in tackles among d-linemen in two of the last three years, finishing fourth last season... Started all 16 games on the d-line from 1999-2001... Established new career-high in tackles each of his first three campaigns with Chicago... Recorded one of the most memorable and emotional plays in recent Bears history when his FG block in the final seconds preserved a 14-13 win at Green Bay in 1999, six days after the death of Walter Payton... Started five games in 1998 in first season with Bears... Signed with Chicago (8/31/98) after being waived by St. Louis in final cutdown... Originally signed by St. Louis as an undrafted free agent on April 29, 1997.

2002 SEASON: Only member of season-opening defensive line to complete the season without injury, playing 15 games, with 13 starts at both end positions as well as at left d-tackle... Participated in Games 1-6, 8-16 - starting at LE Games 1-2, 5-6, at RE Games 3-4 and at LDT Games 10-16... Started fourth consecutive Bears season-opener at LE vs. MIN (9/8), recorded two tackles... Started at RE vs. NO (9/22) due to Phillip Daniels injury... Returned to LE on *Monday Night Football* vs. GB (10/7) and recorded season-high seven tackles... Started at LE and posted four tackles at DET (10/20), including forced fumble recovered by Alfonso Boone on first sack of season... Listed as Gameday Inactive at MIN (10/27) to end his 59-game starting streak... Recorded two tackles in reserve duty vs. PHI (11/3) and vs. NE (11/10)... Returned to starting lineup at LDT at STL (11/18) on *MNF* and recorded two tackles... Recorded three PDs and four tackles vs. DET (11/24), with one TFL... Recorded five tackles at MIA (12/9) on *MNF*... Equalled season-high with seven tackles at CAR (12/22), with TFL and forced fumble. **GAMES PLAYED-STARTED: 15-13**

PREVIOUS SEASONS: 2001 - Teamed with Phillip Daniels to give Chicago two formidable defensive ends, starting all 16 games and his first career playoff contest... Led Bears with 12 PDs and tied for d-line lead with 72 tackles; ranked fourth on team with 4.5 sacks... Recovered fumble in season-opener at BALT (9/9)... Totaled four tackles at ATL (10/7), including one TFL, and two PDs... Sack in fourth QTR ended threat vs. ARIZ (10/14); totaled five tackles... Delivered two tackles, including one sack, at CIN (10/21); one PD and one forced fumble... Notched six tackles vs. SF (10/28); one PD... Deflected pass in OT vs. CLE (11/4) leading to Mike Brown's game-winning INT and TD return... Led d-line with seven tackles at GB (11/11), including one sack... Forced fumble and contributed four tackles (one TFL) at TB (11/18)... Paced d-line with six tackles, including one half-sack at MIN (11/25)... Tied for d-line lead with five tackles vs. DET (12/2)... Led Bears with season-high 12 tackles at GB (12/9)... Recorded four tackles, including one sack, at DET (12/30)... Tallied two tackles vs. JAX (1/6/02) and added four PDs... Posted two tackles and one PD in Divisional Playoff vs. PHI (1/19/02). **2000** - Increased his tackle total for the third consecutive season with Chicago, leading all team's d-linemen with career-high 77 in 16 starts at LE... Tied for second on team with nine PDs and third with 4.5 sacks... Led d-line with six tackles vs. DET (9/24)... Notched first sack of season among six tackles vs. NO (10/8)... Paced d-line at PHI (10/22) with seven tackles... Made four tackles vs. TB (11/19) including one TFL, one sack and one PD... Season-high eight tackles at NYJ (11/26) with one TFL plus one PD... Credited with one half-sack vs. NE (12/10) for combined effort with Clyde Simmons en route to four tackles plus two PDs... Produced season-high two sacks at DET (12/24), among seven tackles. **1999** - Anchored LE spot for Chicago, starting all 16 games for first time in career, and recorded 59 tackles, five sacks and one forced fumble... Recorded first multi-sack game of career with two sacks vs. SEA (9/19)... Collected one sack among five tackles at TB (10/24)... Clinched 14-13 victory at GB (11/7) by blocking 28-yard FG attempt in final seconds... Registered five tackles and forced a fumble vs. MIN (11/14)... Recorded one sack and two stops vs. DET (12/19)... Posted three TFLs among four tackles at STL (12/26)... Exploded in season-finale vs.

2003 Chicago Bears

The Players

TB (1/2/00) for career-high and Bears season-high 16 tackles, with one sack. **1998** - Started final five games of season at LE in first season with Chicago, finishing with 30 tackles, in 10 games played... Inactive Weeks 2-3, 5 and 8... Recorded five tackles at ARIZ (10/11)... Started first NFL contest vs. TB (11/29) and recorded four stops... Posted five tackles from LE at MIN (12/6)... Collected seven tackles, one TFL, and one half-sack at GB (12/13). **1997** - Played in 11 games on defense and special teams as a rookie with the Rams, compiling eight tackles and one sack... Season-high three tackles and first NFL sack vs. CAR (11/23).

COLLEGE: Played two seasons at Fresno State (1995-96) and earned first-team all-WAC Pacific Division selection as senior... Started all 11 games recording 66 tackles and team-high five sacks and seven tackles for loss... Transferred to Fresno State from College of the Desert Junior College in Palm Desert, Calif.... Two-time all-conference selection... Registered 77 tackles during sophomore season... Majored in sociology.

PERSONAL: Named second-team all-district as junior and first-team as senior at Woodward H.S. in Toledo, Ohio... Appeared at the Wheels For Rocky Fundraiser gala to help raise money for the purchase of a handicapped-accessible van for Rocky Clark, a former football player from Eisenhower High School who was injured while playing football... Also participated in the Chicago Bears Central Illinois Touchdown Tour, helping raise funds and awareness for Special Olympics Illinois and generate excitement for the 2002 season in Champaign, as well as Bears School Outreach and the Defensive Line Turkey Giveaway last Thanksgiving.

Robinson's Pro Stats

	Int-Yds	Tkls-Solo	FF	FR	TFL	PD	Sack-Yds	G-GS
1997 St. Louis	0-0	8-5	0	0	NA	0	1-8	11-0
1998 Bears	0-0	30-17	0	0	NA	1	0.5-5	10-5
1999 Bears	0-0	59-36	1	0	8	0	5-27	16-16
2000 Bears	0-0	77-52	0	0	3	9	4.5-28	16-16
2001 Bears	0-0	72-39	2	1	3	12	4.5-23	16-16
2002 Bears	0-0	46-32	2	0	2	5	1-20	15-13
<i>Bears Totals</i>	<i>0-0</i>	<i>284-176</i>	<i>5</i>	<i>1</i>	<i>16</i>	<i>27</i>	<i>15.5-103</i>	<i>73-66</i>
Career	0-0	292-181	5	1	16	27	16.5-111	84-66

ADDITIONAL STATS: Field Goal Blocks - at GB (11/7/99).

POSTSEASON

2001 Bears	0-0	2-1	0	0	0	1	0-0	1-1
Career	0-0	2-1	0	0	0	1	0-0	1-1

ROBINSON'S SINGLE-GAME CAREER HIGHS

Tackles: 16 vs. TB (1/2/00)

Solo: 9 vs. TB (1/2/00)

Pass Defenses: 4 at JAX (1/6/02)

Sacks: 2, last at Det (12/24/00)


PACESETTERS

Notable Bears First Three Season Tackle Totals

Player	1st Year-Tkls	2nd Year-Tkls	3rd Year-Tkls	3-Year Total
Brian Urlacher	2000-165	2001-148	2002-214	527
Tony Parrish	1998-111	1999-124	2000-101	336
Doug Plank	1975-123	1976-132	1977-71	326
Mike Brown	2000-118	2001-86	2002-111	315
Mark Czaplewski	1990-122	1991-93	1992-89	304
Mike Singletary	1981-72	1982-71	1983-148	291
Gary Fencik	1976-15	1977-133	1978-130	278
Dan Hampton	1979-70	1980-73	1981-68	211
Wilber Marshall	1984-19	1985-78	1986-105	202
William Perry	1985-31	1986-84	1987-55	170
Dave Duerson	1983-49	1984-32	1985-64	145
Otis Wilson	1980-15	1981-81	1982-40	136
Richard Dent	1983-12	1984-39	1985-38	89

2003 Chicago Bears

The Players



CORY SAUTER

Quarterback

6-4 215

November 21, 1974

Minnesota

Bears season: 2 NFL Season: 6

Acquired as waived free agent in 2002

17

PRO CAREER: Reserve quarterback made his NFL debut with the Bears during his fifth NFL season... Claimed by Chicago on Nov. 11, 2002 after being waived by Indianapolis... Split time between practice squad and third QB for parts of four seasons: Colts in 2001, Detroit in 2000 and 1999 and Arizona in 1998... Originally signed as an undrafted free agent by Arizona following the 1998 NFL Draft.

2002 SEASON: Joined Chicago for the final seven games of the season, serving as the third QB for six games before appearing in the season-finale... Opened season as Indianapolis' third QB for Games 1-8, and signed to Bears active roster on Nov. 11... Chicago's third QB Games 10-15... Made NFL debut in fourth QTR vs. TB (12/29); completing 6-of-9 passes for 59 yards on team's longest drive of the game. **GAMES PLAYED-STARTED: 1-0**

PREVIOUS SEASONS: 2001 - Joined Colts practice squad for Games 10-16, signing with the team on Nov. 23. **2000** - Spent season on Detroit's active roster, but did not play... Active as second-string to Charlie Batch in season-opener at NO (9/3) and inactive as third QB for remainder of season... Prepared for the season by playing for the Barcelona Dragons during the 2000 NFL Europe season... **1999** - Signed with Detroit as a free agent on March 1 and earned third QB position with Lions coming out of training camp and held that spot on the roster for 15 games... Active at ARIZ (11/14) but did not play... Active for Wild Card Game at WASH (1/8/00) but DNP. **1998** - Released during training camp and spent portion of season on the Cards' practice squad.

COLLEGE: Finished career at Minnesota (1994-97) as school's career leader with 539 completions for 6,834 yards and 40 TDs... Also ranked second in school history with 6,608 yards total offense... Best season came as a sophomore when he completed 204-of-338 passes for career-high 2,600 yards and 18 TDs while starting every game... Spectacular sophomore season was highlighted by career-best passing day of 24-of-37 for 404 yards and four TDs vs. Michigan State... Four-time all-Big 10 academic pick threw for 2,578 yards and 14 TDs as a junior and 1,576 yards and eight TDs as a senior... Graduated with a degree in kinesiology.

PERSONAL: Led Hutchinson (Minn.) H.S. to section 4-A title as a senior... Completed 175-of-330 passes for 2,414 yards and 24 TDs during his final two seasons while adding 868 rushing yards and 15 TDs... Also lettered three times in baseball... Married to wife Amy.

Sauter's Pro Stats

	Att	Cmp	Yds	Pct	Lg	TD	Int	Sk/Yds	Rate	Rush	Yds	Avg	Lg	TD	G-GS
2002 Bears	9	6	59	66.7	31	0	0	0/0	85.0	2	8	4.0	7	0	1-0
Career	9	6	59	66.7	31	0	0	0/0	85.0	2	8	4.0	7	0	1-0

2003 Chicago Bears

The Players



BOBBY SETZER

Defensive End

6-4 275

June 16, 1976

Boise State

Bears season: 2 NFL Season: 3

Acquired as waived free agent in 2002

76

PRO CAREER: Reserve defensive end joined his fourth NFL team upon signing with the Bears during the 2002 season... Played 14 games with San Francisco in 2001 after being claimed off waivers from New Orleans following training camp... Spent his rookie season on the Saints practice squad... Originally signed by the N.Y. Giants on Jan. 12, 2000.

2002 SEASON: Participated as a reserve DE and on special teams in Chicago's final two games after signing with the team on Nov. 13... Member of San Francisco's injured list Games 1-7 before being waived on Oct. 23... Listed as Gameday Inactive for the Bears Games 10-13, active but DNP in Game 14... Assisted on one tackle in Bears debut at CAR (12/22). **GAMES PLAYED-STARTED: 2-0**

PREVIOUS SEASONS: 2001 - Played in 14 regular season and one postseason game for San Francisco, compiling four tackles and six special teams tackles... Signed with the 49ers on Spet. 5 after spending training camp with New Orleans... Claimed by 49ers after being cut by Saints on Sept. 2... Listed as Gameday Inactive Games 1-2 and made NFL debut at NYJ (10/1)... Recorded first career sack at ATL (10/14) among two tackles; plus one special teams tackle... Recorded one tackle on special teams vs. NO (11/11)... Posted one tackle and forced fumble at IND (11/25); plus one special teams tackle... Also had one special teams tackle at STL (12/9), vs. MIA (12/16) and at DAL (12/30)... Recorded one tackle as a reserve LDE at NO (1/6/02)... Saw action in first career playoff game on special teams in Wild Card Game at GB (1/13). **2000** - Spent his rookie season on the New Orleans practice squad after signing with the team as a free agent on March 21... Member of the New York Giants for one month prior to joining the Saints; waived on by N.Y. on Feb. 11.

COLLEGE: Two-year player at Boise State (1998-99), finishing with 90 tackles and 11.5 sacks... Had standout senior season with 63 tackles and team-leading 8.5 sacks... Majored in communications... Transferred to Boise State from Walla Walla (Wash.) Community College... Was team captain and received All-Region honors as sophomore... Majored in communications.


PERSONAL: Born Robert Kelley Setzer, Jr. in Walnut Creek, Calif... Prepped at South Salem H.S. in Kelso, Wash.... Earned All-Conference honors as senior... Led team in tackles as senior LB... Also competed in track and field, throwing the javelin.

Setzer's Pro Stats

	Int-Yds	Tkls-Solo	FF	FR	TFL	PD	Sack-Yds	G-GS
2001 San Fran.	0-0	4-3	1	0	0	0	1-6	14-0
2002 Bears	0-0	1-0	0	0	0	0	0-0	2-0
Career	0-0	5-3	1	0	0	0	1-6	16-0

ADDITIONAL STATS: Special Teams Tackles: 6 - 2001 (6).

POSTSEASON								
	Int-Yds	Tkls-Solo	FF	FR	TFL	PD	Sack-Yds	G-GS
2001 San Fran.	0-0	0-0	0	0	0	0	0-0	1-0
Career	0-0	0-0	0	0	0	0	0-0	1-0



DAIMON SHELTON

Fullback

6-0 262

September 15, 1972

Sacramento State

Bears season: 3 NFL Season: 7

Acquired as unrestricted free agent 2001

31

PRO CAREER: Has been a solid blocker from the fullback position during his two years with the Bears and throughout his six-years in the NFL... Signed by Chicago as an unrestricted free agent May 16, 2001... An accomplished special teams player who started three years at fullback for Jacksonville after winning the job in his second season... Lead blocker for Jaguars' running game that surpassed 2,000 yards each of his three seasons as the starter - only team in NFL to do so... Jacksonville also led the NFL with 57 rushing TDs over those three campaigns... Originally drafted in the sixth round (184th overall) by Jacksonville in 1997.

2002 SEASON: Chicago's starting FB in eight of the final 12 games after serving out the final three games of his four-game suspension from 2001 to begin the season... Participated in Games 4-8 and 10-16 - starting Games 5, 7, 10-13 and 15-16... Sat out fourth and final game of suspension vs. NO (9/23); re-instated 9/23... Made season-debut at BUF (9/29) as reserve FB... Rejoined starting lineup vs. GB (10/7) on *Monday Night Football*... Caught two passes for nine yards with a long of six at DET (10/20) as lead FB coming off the bench... Started at FB at MIN (10/27) and caught season-high three passes for 14 yards with a season-long of eight... Came off the bench vs. PHI (11/3), but missed most of game with sprained left ankle... Gameday Inactive vs. NE (11/10) due to ankle injury... Started at FB and caught one pass for eight yards vs. TB (12/29). **GAMES PLAYED-STARTED: 12-8**

PREVIOUS SEASONS: 2001 - Solid first season as Bears starting FB ended prematurely due to four-game suspension for violating the NFL's anabolic steroid policy, served on 1/8/02, preventing him from participating in the postseason... Started nine of 16 games played during the regular season: Games 1, 3-4, 7, 9 and 12-15... Made Bears debut starting season-opener at BALT (9/9)... First reception as Bear went for nine yards at ATL (10/7)... Caught three-yard TD pass vs. SF (10/28)... Recorded two catches for season-high 18 yards at TB (11/18) with a long of 16... Collected two receptions for four yards vs. DET (12/2)... Gained 11 yards one one reception, starting at GB (12/9)... Caught one pass for four yards, starting vs. TB (12/16)... Started and caught two passes for 16 yards at WASH (12/23), including a nine-yard first-down... Caught seven-yard pass in season-finale vs. JAX (1/6/02), his former team. **2000** - Started nine of 16 games played for the second consecutive season in his final year with Jacksonville... Helped pave way for Fred Taylor's 1,399-yard season, including nine straight 100-yard rushing performances, as the team's main blocking back... Contributed five special team tackles... Broke finger in training camp and did not play in preseason... Came off the bench in season-opener at CLE (9/3) to play extensively, catching one pass for 12 yards... Started at BALT (9/10) and made one special teams tackle... First carry of the year went for two yards as reserve vs. CIN (9/17)... Started vs. BALT (10/8), catching one pass for 12 yards... Started vs. WASH (10/22) and led way for Taylor's second straight 100-yard game while catching one pass for eight yards... Recovered fumble on a kickoff that led to a TD at PIT (11/19) and blocked for Taylor's 234-yard rushing day, the 12th-best rushing performance in NFL history at the time... Made 25th NFL start at CIN (12/17) and blocked for Taylor's ninth straight 100-yard rushing game, tying Walter Payton for the third longest streak in NFL history. **1999** - Played in all 16 Jacksonville games for the first time in his career, making nine starts... Only non-starts were games in which team opened in two-tight end sets or three-wideout offenses... Carried the ball only one time for two yards and caught 12 passes for 87 yards... Recorded 10 special teams tackles... Only regular-season carry came vs. CLE (10/17)... Had career-high three catches for nine yards vs. PIT (12/2)... Starting FB in Divisional Playoff vs. MIA (1/15/00) caught 12-yard pass and added two special teams tackles; fumbled away only rush attempt... Did not start in two-tight end set in AFC Championship Game vs. TEN (1/23/00) but remained the team's main blocking back. **1998** - Won starting FB job for the Jaguars and played in 14 games, making eight starts... Inactive for Games 14 and 15 because of a sprained ankle... Rushed 30 times for 95 yards with one TD...

2003 Chicago Bears

The Players

Also caught 10 passes for 79 yards... Made four tackles on special teams... Made first NFL start in season-opener at CHI (9/6), and caught his first NFL reception for eight yards... Forced into lead ball-carriers role at BUF (10/18) due to injury and responded with 13 carries for 44 yards, both career highs; added two catches for 17 yards... Had personal-best 16-yard run at DEN (10/25)... Scored first NFL TD on two-yard plunge on his only carry at BALT (11/1); added two catches for 11 yards... Started vs. DET (12/6) but suffered sprained right ankle in first QTR and did not return... Inactive the next two games... Played in season-finale vs. PIT (12/28)... Started in Wild Card Game vs. NE (1/3/99) and had one reception for three yards in his first postseason game; added one special teams tackle... Played as the blocking back and made one special teams tackle in the Divisional Playoff at NYJ (1/10/99). **1997** - Played in 13 games for the Jags with no starts, mostly on special teams... Saw action at FB in two games, rushing six times for four yards and made six tackles on special teams... Saw his first NFL action at FB in home-opener vs. NYG (9/7), rushing four times for two yards... Rushed two times for two yards but lost fumble at CIN (10/12)... Did not carry the ball the rest of the season... Inactive for three of the last four regular-season games and the Wild Card Game at DEN (12/27).

COLLEGE: Finished college career with one season at Sacramento State (1996), earning all-Big Sky Conference second-team choice as a senior... Played in only nine games but team's leading rusher with 825 yards and seven TDs on 172 carries (4.8 avg.), including three consecutive 100-yard games... Also caught 17 passes for 102 yards (6.0 avg.) and one TD... Added 62 yards on four kick-off returns (15.5 avg.)... Did not play football in 1995... Attended Fresno City College from 1992-94, gaining 2,186 yards with 27 TDs on 328 carries (6.7 avg.) in 22 games... All-America selection by J.C. Gridwire and Central Valley Conference Co-Most Valuable Player in 1994... All-State pick with seven 100-yard games with a high of 194... All-Northern California first-team choice in 1993 when he gained 857 yards on 138 carries (6.2 avg.) with two TDs... Medical redshirt in 1992... Majored in recreation administration.

PERSONAL: Mission Valley Player of the Year in 1990 at Duarte (Calif.) H.S... Scored 19 rushing TDs during his four-year career... Also played outside linebacker... Supports numerous community fundraisers... Visits with the elderly at local nursing homes and volunteers at local homeless shelters... Hopes to become a coach once his playing days are over... Older cousin, Lonnie Shelton, was a power forward with the New York Knicks, Seattle Supersonics and Cleveland Cavaliers in the NBA... Younger cousin L.J. Shelton is an offensive tackle with the Arizona Cardinals... He and wife Stephanie have one daughter, Aliya.

Shelton's Pro Stats

	Rush	Yds	Avg	Lg	TD	Rec	Yds	Avg	Lg	TD	G-GS
1997 Jacksonville	6	4	0.7	2	0	0	0	-	-	0	13-0
1998 Jacksonville	30	95	3.2	16	1	10	79	7.9	19	0	14-8
1999 Jacksonville	1	2	2.0	2	0	12	87	7.3	13	0	16-9
2000 Jacksonville	2	3	1.5	2	0	4	48	12.0	16	0	16-9
2001 Bears	0	0	-	-	0	12	76	6.3	16	1	16-9
2002 Bears	0	0	-	-	0	7	34	4.9	8	0	12-8
<i>Bears Totals</i>	<i>0</i>	<i>0</i>	<i>-</i>	<i>-</i>	<i>0</i>	<i>19</i>	<i>110</i>	<i>5.8</i>	<i>16</i>	<i>1</i>	<i>28-17</i>
Career	39	104	2.7	16	1	45	324	7.2	19	1	87-43


ADDITIONAL STATS: Special Teams Tackles - 25: 1997 (6), 1998 (4), 1999 (10), 2000 (5).

POSTSEASON

	Rush	Yds	Avg	Lg	TD	Rec	Yds	Avg	Lg	TD	G-GS
1997 Jacksonville											INACTIVE
1998 Jacksonville	0	0	-	-	0	1	3	3.0	3	0	2-1
1999 Jacksonville	1	0	0.0	0	0	1	12	12.0	12	0	2-1
Career	1	0	0.0	0	0	2	15	7.5	12	0	4-2

SHELTON'S SINGLE-GAME CAREER HIGHS

Receptions: 3 vs. PIT (12/2/99) Receiving Yards: 19 vs. MIA (10/12/98)
 Rushes: 13 at BUF (10/18/98) Rushing Yards: 44 at BUF (10/18/98)
 Long Reception: 19 vs. MIA (10/12/98) Long Rush: 16 at BUF (10/18/98)



JOHN STAMPER

Defensive End

6-4 274

August 30, 1978

South Carolina

Bears season: 2 NFL Season: 2

Acquired as waived free agent in 2002

95

PRO CAREER: Reserve defensive end and special teams performer spent a majority of his rookie season with Chicago after signing with the team in the middle of the season... Originally drafted in the sixth round (193rd overall) by Tampa Bay in the 2002 draft.

2002 SEASON: Finished rookie season on Chicago's active roster, recording three special teams tackles in four games played... Waived by Tampa Bay following training camp and joined Bears on Oct. 28... On Chicago's practice squad Games 8-11 before being elevated to active roster on Nov. 29... Participated in Games 12-14 and 16, but inactive due to injury in Game 15... Recorded two special teams tackles in NFL debut at GB (12/1)... Recorded one special teams tackle vs. NYJ (12/15) and saw first action as reserve DE... Listed as Gameday Inactive at CAR (12/22) due to bruised right shoulder. **GAMES PLAYED-STARTED: 4-0**

COLLEGE: Four-year letterwinner at South Carolina (1998-2001) registered 103 tackles with five sacks and 12 TFLs during career... Super Sleeper Team selection by The NFL Draft Report as senior starter at left defensive end, recording 37 tackles, three sacks, four TFLs and four QB pressures (three resulted in INTs)... Also recovered fumble and deflected a pass... Reserve defensive end as junior, recording 12 tackles with one sack, three TFLs and a fumble recovery... As a sophomore, played eight games at defensive end recording six tackles with two TFLs... Appeared in every game as a freshman, starting three and posting career-high 48 tackles with two sacks, five TFLs, a forced fumble and blocked kick... Majored in criminal justice.

PERSONAL: Senior defensive lineman at Andrews (S.C.) H.S. was a Super Prep All-American, rated the 10th-best prospect in South Carolina and 27th in the country... Competed as a RB, LB, DE and OL... Rated fifth-best tight end prospect in Atlantic Coast region by Prep Star... Added all-Conference, all-Region and team Most Valuable Player honors... Selected "Toast of the Coast" All-Star.

FORMULA for QB RATING

"Quarterback Rating" is the most complicated of the NFL's official statistics. The formula uses five factors: attempts, completions, gross yardage, touchdowns and interceptions. It was designed so that a score of 100 would be great with 90 being very good, 80 being good — similar to an A-B-C grading scale.

Here's the formula which works when entered into Microsoft Excel. Be careful, there are 196 characters which must be typed perfectly, without any spaces, in order for everything to calculate correctly:

$$= (\text{ROUND}(\text{((((MAX(MIN(2.375, ((B1*100)/A1)-30)*(0.05)), 0)) + (\text{MAX(MIN(2.375, ((D1*100)/A1)*(0.2)), 0)) + (\text{MAX(MIN(2.375, ((E1*100)/A1)-9.5)*(-0.25)), 0)) + (\text{MAX(MIN(2.375, ((C1/A1)-3)*(0.25)), 0)))*100/6, 1))$$

A1 = ATTEMPTS; B1 = COMPLETIONS; C1 = GROSS YARDS; D1 = TOUCHDOWNS; E1 = INTERCEPTIONS

2003 Chicago Bears

The Players



KORDELL STEWART

Quarterback

6-1 218

October 16, 1972

Colorado

Bears season: 1 NFL Season: 9

Acquired as waived free agent in 2003

10

PRO CAREER: Signed with the Bears to be the team's starting quarterback on March 14, 2003... Leads all active NFL QBs with 35 career rushing TDs... Led Steelers to 46-29 regular season record as starting quarterback and two AFC Championship Game berths during his eight years in Pittsburgh... Finished Steelers career as the all-time franchise leader in rushing yardage among QBs (2,545) and overall rushing avg. (5.1) while ranking second all-time in passing yards, attempts, completions and TDs... Ranks third in Pittsburgh annals in completion percentage and QB rating, but ahead of Terry Bradshaw - the team record-holder in every other passing category... The Steelers starting QB for five complete seasons (1997-2001), one of only eight NFL signal-callers to start a majority of his team's games during that span... Pittsburgh was 16-4 overall when he threw and rushed for TDs in the same game... Compiled career-highs in QB rating and completion percentage in limited action in 2002... Earned first career Pro Bowl selection and team MVP honors in 2001 while leading team back to the AFC title game and establishing single-season career high with 3,109 passing yards... Started 44 of 48 games at QB from 1997-99... Set single-season franchise record for total TDs with 32 (21 passing, 11 rushing) in 1997 while leading team to its second straight AFC title game in his first season as a starter... His 11 rushing TDs as a QB in '97 ranks second in NFL history to Patriot Steve Grogan's 12 rushing TDs in 1976... Earned the 'Slash' moniker (given to him by Steeler Head Coach Bill Cowher as a rookie) for contributing as a receiver/running back while being eased into the QB position during his first two NFL seasons... Compiled 31 receptions for 528 yards and four TDs, plus 54 rush attempts for 257 yards and six TDs during those two campaigns while completing 16-of-37 passes for 160 yards and one TD... Originally drafted in the second round (60th overall) by Pittsburgh in 1995.

2002 SEASON: Started five of seven games played, posting career-highs with 65.7 completion percentage and 82.8 QB rating... Started Games 1-3 and 11-12, participating as a reserve Games 7 and 10... Started season-opener at NE (9/9) and completed 24-of-37 passes for 242 yards and one TD and three INTs; also one rushing TD... Threw for 201 yards on 18-of-34 passing vs. OAK (9/15) with two TDs and one INT... Completed 15-of-25 passes for 143 yards with one INT vs. CLE (9/29); team-high 30 rushing yards (seven carries)... Returned to action at BALT (10/27), completing one pass for seven yards replacing injured Tommy Maddox... Replaced injured Maddox again at TEN (11/17), completing 13-of-17 passes for 124 yards and two TDs... Returned to the starting lineup vs. CIN (11/24) and completed 22-of-26 passes (84.6) for 236 yards and one TD; 10-40 rushing... Compiled season-high 286 yards of total offense in start at JAX (12/1), scoring Pittsburgh's only TD on a 28-yard run while completing 16-of-26 passes for 202 yards and rushing 12 times for 84 yards. **GAMES PLAYED-STARTED: 7-5**

PREVIOUS SEASONS: 2001 - Team MVP was named Pittsburgh's first Pro Bowl QB since Neil O'Donnell in 1993 after posting career-high passing totals of 266 completions and 3,109 yards while starting all 16 games, plus both playoff contests... Began season by throwing for 181 yards on 21-of-37 passing at JAX (9/9) with two INTs; 6-31 rushing... Threw for 151 yards and ran for another 61 yards and one TD vs. CIN (10/7), completed 15-of-24 passes (80.4)... Compiled season-high 88.9 QB rating at KC (10/14), completing 15-of-25 passes for 141 yards and his first TD pass of the season plus 47 rushing yards... Threw for 232 yards vs. TEN (10/29) with one TD on 13-of-22 passing... Threw for 236 yards vs. BALT (11/4) on 22-of-37 passing for one TD... Totaled 253 total yards at CLE (11/11) with 188 yards in the air (18-of-32) and 65 on the ground (seven rushes)... Threw one TD and rushed for another vs. JAX (11/18) while passing for 266 yards (21-of-33) and rushing five times for 50 yards... Topped 300 total yards and three TDs at TEN (11/25) completing 19-of-31 passes for 254 yards and two TDs and eight rushes for 54 yards, including a 48-yard TD... Ended a string of 159 straight passes without an INT in first QTR vs. MIN (12/2), 13-of-19 passing for 157 yards... Tallied 250 total yards vs. NYJ (12/9) completing 20-of-36 passes for 214 yards and rush-

ing seven times for 36 yards... Set career-high with 333 passing yards at BALT (12/6) on 20-of-31 passes with two TDs, including franchise record-tying 90-yard pass play; 10-55 rushing... Compiled career-high starting QB rating of 131.2 vs. DET (12/23) on 17-of-26 passing for 226 yards and three TDs; 4-22 rushing with one TD... Snapped string of 133 passes without an INT in third QTR at CIN (12/30), completed 19-of-35 passes for 251 yards... Led Steelers to first playoff win since 1997 in Divisional Playoff vs. BALT (1/20/02), throwing for 154 yards with one TD and one INT and running for 30 more... Accounted for 296 of the team's 306 total yards in AFC Championship Game vs. NE (1/27/02), completing 24-of-42 passes for 255 yards with three INTs and no TDs; team-high 41 yards on eight carries. **2000** - Took over Pittsburgh's starting QB position during the season, starting Games 4-5 and 8-16 while playing in all 16 contests... Steelers' leading passer with 1,860 yards on 151-of-289 passing with 11 TDs and eight INTs; second-leading rusher with 426 yards and seven TDs on 78 carries... Took three offensive snaps in a goal-line situation vs. BALT (9/3)... Completed nine-yard shuffle pass at CLE (9/17) on only down played... Scored Steelers first TD of the game on a one-yard QB sneak vs. TEN (9/24); later relieved injured Kent Graham on final series of the game... Started at JAX (10/1) and completed 10-of-16 passes for 132 yards and one INT; 9-61 rushing... Recorded PIT's first passing TD of season with 10-yarder at NYJ (10/8) while completing 17-of-26 passes for 140 yards... Relieved Graham in second QTR vs. CLE (10/22), 7-of-13 passing for 74 yards... Took over starting spot at BALT (10/29), completing 9-of-18 passes for 133 yards and one TD, a 45-yard TD... Completed 7-of-22 passes for 112 yards at TEN (11/5), including 30-yard TD... Posted 247 yards of total offense vs. JAX (11/19) with 188 passing (13-of-27, one TD) and team-high 59 rushing, including season-long 45-yard TD... Tallied season-high 125.4 QB rating at CIN (11/26) on 11-of-20 passing for 182 yards with season-high three TDs; 6-31 rushing with one TD... Accounted for three TDs vs. OAK (12/3), throwing two among 14-of-23 passing for 136 yards and rushing 17-yards for another... Threw for season-high 224 yards at NYG (12/10) on 20-of-34 passing with one TD with one INT... Team-high 81 rushing yards and two TDs on 10 carries at SD (12/24), 16-of-32 passing for 190 yards and one TD. **1999** - Started at QB for the first 11 games of the season before being moved to wide receiver for the final five contests, starting Game 14... Team-leader with 275 pass attempts and 160 completions, second with 1,464 yards and six TDs... Ranked third with 256 rushing yards and two TDs on 55 carries while collecting nine receptions for 113 yards and one TD... Started third consecutive season-opener at CLE (9/12), completing 15-of-23 passes for 173 yards and one TD... Team-high 51 rushing yards and one TD on eight carries at BALT (9/19), completing 18-of-27 passes for 138 yards... Completed 21-of-29 passes for 216 yards and two TDs at BUF (10/10)... Worked efficiently on Monday Night Football vs. ATL (10/25), completing 13-of-21 passes for 137 yards and one TD... Completed 5-of-11 passes for 36 yards with two INTs vs. CIN (11/28) before being replaced by Mike Tomczak... Caught three passes for 21 yards at JAX (12/2) while playing exclusively at receiver for first time since 1996... Season-high four catches for 71 yards vs. BALT (12/12), including 11-yard TD from Tomczak; completed his only pass of the game for no gain... Started at KC (12/18), first start at WR since Sept. 29, 1996, and caught two passes for 21 yards after a five-yard run on the first play of the game. **1998** - Started all 16 games QB and attempted career-high 458 passes, completing 252 for 2,560 yards, 11 TDs and 18 INTs... Rushed for 402 yards on 81 carries and two TDs; added one 17-yard reception... Completed 14-of-27 passes for 173 yards in season-opener at BALT (9/6); threw for one TD and rushed for another... Rushed for career-high 103 yards, including season-long of 56, on seven carries at CIN (10/11) to record NFL's first 100-yard rushing effort by a QB since his 102-yard output vs. CAR in 1996; completed 13-of-22 passes for 151 yards... Completed season-long 55-yard TD pass vs. BALT (10/18) among 196 passing yards on 12-of-27 attempts... Threw for just 82 yards on 11-of-22 passing at KC (10/26) but caught 17-yard first-down for first reception since vs. SF in 1996... Began streak of six-straight 200-yard passing games with 230 yards vs. TEN (11/1) on 23-of-32 passing and two TDs... Completed 15-of-22 for 231 yards and one TD vs. GB (11/9) on Monday Night Football; 5-39 rushing and one TD... Season-high 239 passing yards at TEN (11/15) on 22-of-28 passing; two TDs... Threw for 225 yards and one TD on 21-of-36 passing at DET (11/26)... Compiled second-highest rushing total of year with 66 yards on 10 carries in season-fnale at JAX (12/28); 174 yards on 17-of-37 passing. **1997** - Selected as Pro Bowl alternate in his first season as Pittsburgh's starting QB, starting all 16 regular-season and both postseason contests... Became fourth Steeler QB to surpass 3,000 passing yards in a season with 3,020 while completing 236-of-440 attempts for career-high 21 TDs and 17 INTs... Team's second-leading rusher, gaining 476 yards and franchise-QB record 11 TDs on 88 carries... First QB in NFL history to throw 20 or more TD passes and rush for at least 10 in the same season... Set NFL mark as the only player to have two single games with at least two rushing TDs and three passing TDs... First career start at QB came in season-opener vs. DAL (8/31), completing 13-of-28 passes for 104 yards with one TD... Completed 16-of-24 passes for 244 yards and one TD vs. TEN (9/28) while rushing for two

2003 Chicago Bears

The Players

TDs... Accounted for five TDs at BALT (10/5), including 74-yard run that ranked as the third-longest TD run by a QB in NFL history; career-high three TD passes on 18-of-28 passing for 246 yards and two TDs on 6-78 rushing... Season-high 317 passing yards on 25-of-42 passing vs. JAX (10/26) with two TDs, 8-37 rushing with one TD... Passed for 294 yards at PHI (11/23) on 20-of-43 passing with two TDs and three INTs... Accounted for five TDs vs. DEN (12/7) with three TD passes, including season-long 69-yarder, among 18-of-29 for 303 yards and two rushing among 10 carries for 49 yards... Compiled 323 total yards at NE (12/13) with 266 passing (26-of-48, one TD) and 57 rushing (10 carries, one TD)... Recorded longest postseason TD run in team history with 40-yarder in Divisional Playoff vs. NE (1/3/98)... Passed and rushed for TDs in AFC Championship Game vs. DEN (1/11/98), completing 18-of-36 passes for 201 yards and rushing for 33-yard TD to total 44 yards on three carries. **1996** - Voted as Pro Bowl alternate and selected to all-Madden Team as an all-purpose threat while starting at wide receiver in two of 16 games played for Pittsburgh... 'Slash'-ed his way to career-high 17 receptions for 293 yards and three TDs, 39 carries for 171 yards and five TDs, plus 11-of-30 passing for 100 yards... Caught season-long 48-yard reception from Mike Tomczak vs. BUF (9/16)... Team-high four catches for 40 yards vs. HOU (9/29), including a 16-yard TD... Contributed 31-yard reception at KC (10/7)... Hauled-in 32-yard TD vs. CIN (10/13)... Rushed for TDs of seven and two yards vs. STL (11/3)... Scored one-yard TD runs at CIN (11/10) and at MIA (11/25)... Relieved Tomczak in second QTR at CAR (12/22) and exploded for career-long 80-yard TD run, the longest scoring run by a QB in NFL history and fourth-longest run from scrimmage in Steelers history; completed 8-of-21 passes for 77 yards and added 102 yards rushing, his first career 100-yard rushing game and the first ever by a Steeler QB... Rushed for two TDs in Wild Card Game vs. IND (12/29), one-yarder in first QTR and three-yarder after relieving Tomczak in fourth QTR; 9-48 rushing overall. **1995** - Named Steelers Rookie-of-the-Year while seeing spot duty at WR, RB and QB; becoming just the seventh player in the 1990s to score a passing, rushing and receiving TD in the same season ... Appeared in the final 10 games of the season, including two starts at WR, after being listed as a Gameday Inactive Games 1-5; dressed but DNP Game 6... Made NFL debut as fifth WR vs. CIN (10/19), but did not touch ball... Entered game as option QB vs. JAX (10/29), rushing for 16 yards on his first two NFL carries... Converted two first downs at CHI (11/5), one on a two-yard run and another on his first NFL reception (27 yards)... First NFL pass was two-yard TD to Ernie Mills on MNF vs. CLE (11/13); four of five touches in game resulted in first downs... Hauled in Steelers longest pass play of season and second-longest QB-to-QB pass play in team history with 71-yard reception from Neil O'Donnell at CIN (11/19); 2-86 receiving overall and also ran for successful two-point conversion... Completed 2-of-2 passing for 17 yards at CLE (11/26) while making first NFL start at WR ... Relieved O'Donnell vs. NE (12/16) and passed for season-high 41 yards (2-of-3) and capped-off scoring drive with 22-yard TD run; season-high 25 rushing yards... Season-high six catches for 42 yards in season-finale at GB (12/24)... Caught two receptions for 27 yards and rushed once for five yards in Divisional Playoff vs. BUF (1/6/96); also lined up in shotgun and made quick punt on fourth-down for 41-yard touchback... Caught two passes for 18 yards, including five-yard go-ahead TD from Neil O'Donnell just before halftime in AFC Championship Game vs. IND (1/14/96); 4-12 rushing... Lined up at WR and rushed four times for 15 yards in Super Bowl XXX vs. DAL (1/28/96).

COLLEGE: Finished four-year career (1991-94) as Colorado's most prolific passer of all-time, setting records for completions (456), attempts (785), completion percentage (58.1 percent), passing yards (6,481), TDs (33), total offensive yards (7,770), average yards per completion (13.8), yards in total offense per game (235.5) and yards per offensive play (6.36)... Tallied a school-record six 300-yard passing games in his career while having only 2.4 percent of his passes intercepted... Second-team all-America selection by the *Associated Press* as a senior, capturing the Big Eight Conference QB efficiency rating title by completing 147-of-237 passes (62.0 percent) for 2,071 yards and 10 TDs... Finished second among all Buffaloes in rushing with 639 yards on 122 carries (5.2 avg.) and seven TDs... Led the Big Eight and ranked eighth in the nation in total offense with 256.6-yards per game avg., while ranking second in the conference with 206.6-yards per game passing... Season was highlighted by his game-winning TD pass on a 64-yard "Hail Mary" on the final play at Michigan, caught in the endzone by Michael Westbrook to give Buffs a 27-26 lead with six seconds to play... As a junior, set career-high with 157 completions, 294 pass attempts for 2,299 yards and 11 TDs, while establishing a total offense mark of 2,823 yards, including four games with more than 300 yards in total offense and two 300-yard passing games... Third on team with 524 yards rushing on 102 carries and six TDs... Started eight of nine games played as a sophomore before suffering fractured wrist; gained 2,109 total yards and 12 TDs on 151-of-252 passing... Completed 21-of-36 passes for 409 yards and four TDs in his first career start... Played two games as a freshman rushing 18 times for 144 yards... Majored in communications.

2003 Chicago Bears

The Players

PERSONAL: Capped off prep career at John Ehret H.S. (Marrero, La.) by being named the New Orleans Player-of-the-Year and Louisiana MVP as a senior... Completed 51-of-109 passes for 942 yards and 17 TDs with only four INTs as a senior while adding 943 yards rushing for 23 TDs... As a junior, passed for 1,645 yards and 19 TDs and rushed for 522 yards and 10 TDs as a junior.

Stewart's Pro Stats

	Att	Cmp	Yds	Pct	Lg	TD	Int	Sk/Yds	Rate	Rush	Yds	Avg	Lg	TD	G-GS
1995 Pittsburgh	7	5	60	71.4	32	1	0	1/0	136.9	15	86	5.7	22t	1	10-2
1996 Pittsburgh	30	11	100	36.7	15	0	2	3/37	18.8	39	171	4.4	80t	5	16-2
1997 Pittsburgh	440	236	3,020	53.6	69t	21	17	22/156	75.2	88	476	5.4	74t	11	16-16
1998 Pittsburgh	458	252	2,560	55.0	55t	11	18	33/211	62.9	81	402	5.0	56	2	16-16
1999 Pittsburgh	275	160	1,464	58.2	42	6	10	22/131	64.9	55	256	4.7	21	2	16-12
2000 Pittsburgh	289	151	1,860	52.2	45t	11	8	30/150	73.6	78	426	5.6	45t	7	16-11
2001 Pittsburgh	442	266	3,109	60.2	90t	14	11	29/175	81.7	96	537	5.8	48t	5	16-16
2002 Pittsburgh	166	109	1,155	65.7	64t	6	6	7/46	82.8	43	191	4.4	28t	2	7-5
Career	2,107	1,190	13,328	56.5	90t	70	72	147/906	72.3	495	2,545	5.1	80t	35	113-80*

	Rec	Yds	Avg	LG	TD	
1995 Pittsburgh	14	235	16.8	71t	1	* Started five games as a wide receiver.
1996 Pittsburgh	17	293	17.2	48	3	See game-by-game breakdown for starts as a wideout.
1997 Pittsburgh	0	0	-	-	0	
1998 Pittsburgh	1	17	17.0	17	0	
1999 Pittsburgh	9	113	12.6	28	1	
2000 Pittsburgh	0	0	-	-	0	
2001 Pittsburgh	0	0	-	-	0	
2002 Pittsburgh	0	0	-	-	0	
Career	41	658	16.0	71t	5	

ADDITIONAL STATS: Punting - 1998 (1-for-35; one in-the-20).

POSTSEASON

	Att	Cmp	Yds	Pct	Lg	TD	Int	Sk/Yds	Rate	Rush	Yds	Avg	Lg	TD	G-GS
1995 Pittsburgh	0	0	0	-	0	0	0	0/0	-	9	32	3.6	7	0	3-0
1996 Pittsburgh	11	1	0	0.1	0	0	0	1/5	39.6	13	67	5.2	24	2	2-0
1997 Pittsburgh	67	32	335	47.8	28	1	4	5/8	42.8	14	112	8.0	40t	2	2-2
2001 Pittsburgh	64	36	409	56.3	32t	1	4	5/18	54.8	18	71	3.9	34	0	2-2
Career	142	69	744	48.6	32t	2	8	11/31	45.6	54	282	5.2	40t	4	9-4

	Rec	Yds	Avg	LG	TD
1995 Pittsburgh	4	45	11.3	19	1
1996 Pittsburgh	0	0	-	-	0
1997 Pittsburgh	0	0	-	-	0
2001 Pittsburgh	0	0	-	-	0
Career	4	45	11.3	19	1

ADDITIONAL STATS: Punting - 1995 (1-for-41; one TB).

STEWART'S SINGLE-GAME CAREER HIGHS

Pass Attempts: 48 at NE (12/13/97)	Completions: 26 at NE (12/13/97)
Yards Passing: 333 vs. NYJ (12/9/01)	Long Pass: 90t at BALT (12/16/01)
TD passes: 3, last at CIN (12/30/01)	Interceptions: 4 at CIN (12/30/01)
Rush Attempts: 11 vs. SEA (9/27/98)	Rush Yards: 103 at CIN (10/11/98)
Long Rush: 80t at CAR (12/22/96)	Rushing TDs: 2, last vs. DEN (12/7/97)
Receptions: 6 at GB (12/24/95)	Receiving Yards: 86 at CIN (11/19/95)
Long Reception: 71t at CIN (11/19/95)	Receiving TDs: 1, last vs. SF (12/15/96)

STEWART'S SINGLE-GAME POSTSEASON HIGHS

Pass Attempts: 42 vs. NE (1/27/02)	Completions: 24 vs. NE (1/27/02)
Yards Passing: 255 vs. NE (1/27/02)	Long Pass: 32t vs. BALT (1/20/02)
TD passes: 1, last vs. BALT (1/20/02)	Interceptions: 3, last vs. NE (1/27/02)
Rush Attempts: 11 vs. NE (1/3/98)	Rush Yards: 68 vs. NE (1/3/98)
Long Rush: 40t vs. NE (1/3/98)	Rushing TDs: 1, last vs. DEN (1/11/98)
Receptions: 2, last vs. IND (1/14/96)	Receiving Yards: 27 vs. BUF (1/6/96)
Long Reception: 19 vs. BUF (1/6/96)	Receiving TDs: 1 vs. IND (1/14/96)

2003 Chicago Bears

The Players

KORDELL STEWART'S GAME-BY-GAME PASSING & RUSHING
46-29 Regular Season Starting Record (2-2 Postseason)

PITTSBURGH STEELERS

1995	W/L	Opponent	Att	Com	Yds	Pct.	TD	Int	Sak/Yd	Lg	Rtg	Rush	Yds.	Avg.	Lg	TD
9/3	W	DETROIT														
9/10	W	at Houston														
9/18	L	at Miami														
9/24	L	MINNESOTA														
10/1	W	San Diego														
10/8	L	at Jacksonville	0	0	0	-	0	0	0/0	-	-	0	0	-	-	0
10/15	BYE															
10/19	L	CINCINNATI	0	0	0	-	0	0	0/0	-	-	0	0	-	-	0
10/29	W	JACKSONVILLE	0	0	0	-	0	0	0/0	-	-	2	16	8.0	16	0
11/5	W	at Chicago	0	0	0	-	0	0	0/0	-	-	1	2	2.0	2	0
11/13	W	CLEVELAND	1	1	2	100.0	1	0	0/0	2t	118.8	2	13	6.5	10	0
11/19	W	at Cincinnati	0	0	0	-	0	0	1/0	-	-	1	15	15.0	15	0
**11/26	W	at Cleveland	2	2	17	100.0	0	0	0/0	9	102.1	0	0	-	-	0
12/3	W	HOUSTON	1	0	0	0.0	0	0	0/0	-	39.6	1	7	7.0	7	0
12/10	W	at L.A. Raiders	0	0	0	-	0	0	0/0	-	-	2	5	2.5	3	0
**12/16	W	NEW ENGLAND	3	2	41	66.7	0	0	0/0	32	109.7	4	25	6.3	22t	1
12/24	L	at Green Bay	0	0	0	-	0	0	0/0	-	-	2	3	1.5	4	0
Totals	0-0		7	5	60	71.4	1	0	1/0	32	136.9	15	86	5.7	22t	1

POSTSEASON

1/6	W	BUFFALO	0	0	0	-	0	0	0/0	-	-	1	5	5.0	5	0
1/14	W	INDIANAPOLIS	0	0	0	-	0	0	0/0	-	-	4	12	3.0	5	0
1/28	L	Dallas (SB XXX)	0	0	0	-	0	0	0/0	-	-	4	15	3.8	7	0
Totals	0-0		0	0	0	-	0	0	0/0	-	-	9	32	3.6	7	0

PITTSBURGH STEELERS

1996	W/L	Opponent	Att	Com	Yds	Pct.	TD	Int	Sak/Yd	Lg	Rtg	Rush	Yds.	Avg.	Lg	TD
9/1	L	at Jacksonville	2	0	0	0.0	0	0	0/0	-	39.6	3	4	1.3	7	0
9/8	W	BALTIMORE	0	0	0	-	0	0	0/0	-	-	4	26	6.5	9	0
**9/16	W	BUFFALO	1	1	3	100.0	0	0	0/0	3	79.2	4	-5	-1.3	3	0
9/22	BYE															
**9/29	W	HOUSTON	0	0	0	-	0	0	0/0	-	-	3	15	5.0	6	0
10/7	W	at Kansas City	0	0	0	-	0	0	0/0	-	-	3	-11	-1.5	2	0
10/13	W	CINCINNATI	0	0	0	-	0	0	0/0	-	-	0	0	-	0	0
10/20	L	at Houston	1	0	0	0.0	0	0	0/0	-	39.6	1	6	6.0	6	0
10/27	W	at Atlanta	2	1	13	50.0	0	0	1/27	13	70.8	0	0	-	-	0
11/3	W	ST. LOUIS	0	0	0	-	0	0	0/0	-	-	3	12	4.0	7t	2
11/10	L	at Cincinnati	0	0	0	-	0	0	0/0	-	-	3	0	0.0	2	1
11/17	W	JACKSONVILLE	1	0	0	0.0	0	0	0/0	-	39.6	1	1	1.0	1	0
11/25	W	at Miami	0	0	0	-	0	0	0/0	-	-	4	5	1.3	3	1
12/1	L	at Baltimore	0	0	0	-	0	0	0/0	-	-	1	2	2.0	2	0
12/8	W	SAN DIEGO	2	1	7	50.0	0	0	0/0	7	58.3	2	14	7.0	11	0
12/15	L	SAN FRANCISCO	0	0	0	-	0	0	0/0	-	-	0	0	-	0	0
12/22	L	at Carolina	21	8	77	38.1	0	2	2/10	15	9.5	7	102	14.6	80t	1
Totals	0-0		30	11	100	36.7	0	2	3/37	15	18.8	39	171	4.4	80t	5

POSTSEASON

12/29	W	INDIANAPOLIS	1	1	0	100.0	0	0	0/0	0	79.2	9	48	5.3	24	2
1/5	L	at New England	10	0	0	0.0	0	0	1/5	-	39.6	4	19	4.8	10	0
Totals	1-1		11	1	0	9.1	0	0	1/5	0	39.6	13	67	5.2	24	2

2003 Chicago Bears

The Players

PITTSBURGH STEELERS

1997	W/L	Opponent	Att	Com	Yds	Pct.	TD	Int	Sak/Yd	Lg	Rtg	Rush	Yds.	Avg.	Lg	TD
*8/31	L	DALLAS	28	13	104	46.4	1	1	3/15	15	53.3	1	4	4.0	4	0
*9/7	W	WASHINGTON	17	8	82	47.1	0	1	1/9	21	36.9	10	70	7.0	17	1
9/14	BYE															
*9/22	L	at Jacksonville	16	11	155	68.8	2	1	3/2	49	113.3	7	19	3.2	8	1
*9/28	W	TENNESSEE	24	16	244	66.7	1	0	1/8	46	113.9	6	24	4.0	7t	2
*10/5	W	at Baltimore	28	18	246	64.3	3	3	2/29	63	88.4	6	78	13.0	74t	2
*10/12	W	INDIANAPOLIS	11	5	72	45.5	0	0	0/0	29	67.2	3	11	3.7	5	0
*10/19	W	at Cincinnati	33	16	246	48.5	2	2	0/0	66	68.5	4	16	4.0	12	0
*10/26	W	JACKSONVILLE	42	25	317	59.5	2	1	3/19	41	89.1	8	37	4.6	10	1
*11/3	L	at Kansas City	21	11	101	52.4	1	1	1/8	44t	61.8	3	24	8.0	11	0
*11/9	W	BALTIMORE	27	14	196	51.9	1	0	1/8	52t	87.9	2	2	1.0	1	1
*11/16	W	CINCINNATI	22	11	128	50.0	2	0	2/9	34	68.0	4	5	3.0	12	0
*11/23	L	at Philadelphia	43	20	294	46.5	2	3	2/22	30t	55.8	3	33	11.0	23	0
*11/30	W	at Arizona	35	18	179	51.4	0	0	2/14	22	66.3	6	27	4.5	12	0
*12/7	W	DENVER	29	18	303	62.1	3	1	1/13	69t	117.5	10	49	4.9	19	2
*12/13	W	at New England	48	26	266	54.2	1	2	0/0	41	59.9	10	57	5.7	20	1
*12/21	L	at Tennessee	16	6	87	37.5	0	1	0/0	30	29.9	5	20	4.0	11	0
Totals	11-5		440	236	3,020	53.6	21	17	22/156	69t	75.2	88	476	5.4	74t	11

POSTSEASON

1/3	W	NEW ENGLAND	31	14	134	45.2	0	1	2/0	28	44.3	11	68	6.2	40t	1
*1/11	L	DENVER	36	18	201	50.0	1	3	3/8	27	41.6	3	44	14.7	33t	1
Totals	1-1		67	32	335	47.8	1	4	5/8	28	42.8	14	112	8.0	40t	2

PITTSBURGH STEELERS

1998	W/L	Opponent	Att	Com	Yds	Pct.	TD	Int	Sak/Yd	Lg	Rtg	Rush	Yds.	Avg.	Lg	TD
9/6	W	at Baltimore	27	14	173	51.9	1	2	2/16	27	53.5	5	21	4.2	12	1
*9/13	W	CHICAGO	30	17	137	54.4	1	1	3/28	20	76.7	4	4	1.0	3	0
*9/20	L	at Miami	35	11	82	31.4	0	3	1/4	36	5.1	2	17	8.5	13	0
9/27	W	SEATTLE	25	16	108	64.0	0	0	2/8	15	73.4	11	22	2.0	10	0
10/4	BYE															
*10/11	L	at Cincinnati	22	13	151	59.0	0	0	3/22	24	79.9	7	103	14.7	56	0
*10/18	W	BALTIMORE	27	12	196	44.4	1	1	5/34	55t	66.3	6	18	3.0	7	0
*10/26	W	at Kansas City	22	11	82	50.0	1	0	1/9	24	74.4	1	17	17.0	17	0
*11/1	L	TENNESSEE	32	23	230	71.8	2	3	0/0	37	73.7	3	4	1.3	5	0
*11/9	W	GREEN BAY	22	15	231	68.1	1	0	2/7	53	117.8	6	37	6.1	30	1
*11/15	L	at Tennessee	28	22	239	78.6	2	0	1/2	35	126.0	9	28	3.1	17	0
*11/22	W	JACKSONVILLE	36	25	208	69.4	1	0	0/0	27	93.3	4	26	6.5	17	0
*11/26	L	at Detroit	36	21	225	58.3	1	1	5/17	30	74.4	4	22	5.5	8	0
12/6	L	NEW ENGLAND	45	21	206	46.7	0	2	3/11	22	41.5	0	0	-	0	0
*12/13	L	at Tampa Bay	21	9	88	42.9	0	3	1/14	18	15.7	5	10	2.0	3	0
*12/20	L	CINCINNATI	13	5	30	38.5	0	0	2/21	17	46.6	1	8	8.0	8	0
12/28	L	at Jacksonville	37	17	174	45.9	0	2	2/18	24	37.4	10	66	6.6	13	0
Totals	7-9		458	252	2,560	55.0	11	18	33/211	55t	62.9	81	402	5.0	56	2

2003 Chicago Bears

The Players

PITTSBURGH STEELERS

1999	W/L	Opponent	Att	Com	Yds	Pct.	TD	Int	Sak/Yd	Lg	Rtg	Rush	Yds.	Avg.	Lg	TD
*9/12	W	at Cleveland	23	15	173	65.2	1	0	1/12	42	102.3	6	33	5.5	10	1
*9/19	W	at Baltimore	27	18	138	66.7	0	0	3/17	22	78.9	8	51	6.4	11	1
*9/26	L	SEATTLE	14	7	61	50.0	0	3	2/13	16	22.3	2	3	1.5	3	0
*10/3	L	JACKSONVILLE	32	15	126	46.8	0	1	4/27	19	44.5	6	41	6.8	13	0
*10/10	L	at Buffalo	29	21	216	72.4	2	1	2/9	25	102.1	3	11	3.7	11	0
*10/17	W	at Cincinnati	29	17	134	58.6	0	0	2/9	17	70.2	7	1	0.1	5	0
*10/25	W	ATLANTA	21	13	127	61.9	1	0	1/12	26	94.7	10	37	3.7	9	0
10/31	BYE															
*11/7	W	at San Francisco	26	15	139	57.7	1	0	1/9	41	85.3	3	8	2.7	11	0
*11/14	L	CLEVELAND	32	15	137	46.8	0	2	1/7	15	32.9	6	52	8.7	21	0
*11/21	L	at Tennessee	30	18	177	60.0	1	1	5/16	22	73.9	3	14	4.7	8	0
*11/28	L	CINCINNATI	11	5	36	45.5	0	2	0/0	10	14.0	0	0	-	-	0
12/2	L	at Jacksonville	0	0	0	-	0	0	0/0	-	-	0	0	-	-	0
12/12	L	BALTIMORE	1	1	0	100.0	0	0	0/0	0	79.2	0	0	-	-	0
**12/18	L	at Kansas City	0	0	0	-	0	0	0/0	-	-	1	5	5.0	5	0
12/26	W	CAROLINA	0	0	0	-	0	0	0/0	-	-	0	0	-	-	0
1/2	L	TENNESSEE	0	0	0	-	0	0	0/0	-	-	0	0	-	-	0
Totals	5-6		275	160	1,464	58.2	6	10	22/131	42	64.9	55	256	4.7	21	2

PITTSBURGH STEELERS

2000	W/L	Opponent	Att	Com	Yds	Pct.	TD	Int	Sak/Yd	Lg	Rtg	Rush	Yds.	Avg.	Lg	TD
9/3	L	BALTIMORE	1	0	0	0.0	0	0	0/0	-	39.6	1	0	0.0	0	0
9/10	BYE															
9/17	L	at Cleveland	1	1	9	100.0	0	0	0/0	9	104.2	0	0	-	-	0
9/24	L	TENNESSEE	4	1	6	25.0	0	0	0/0	6	39.6	2	17	8.5	16	1
*10/1	W	at Jacksonville	16	10	132	62.5	0	1	2/9	25	62.5	9	61	6.8	34	0
*10/8	W	at N.Y. Jets	26	17	140	65.4	1	0	1/3	15	91.8	6	33	5.5	20	0
10/15	W	CINCINNATI	0	0	0	-	0	0	0/0	-	-	0	0	-	-	0
10/22	W	CLEVELAND	13	7	74	53.8	0	0	2/10	18	70.7	6	15	2.5	8	0
*10/29	W	at Baltimore	18	9	133	50.0	1	0	5/22	45t	93.5	9	31	3.4	12	0
*11/5	L	at Tennessee	22	7	112	31.8	1	1	2/19	30t	46.0	6	31	5.2	8	0
*11/12	L	PHILADELPHIA	31	14	159	45.2	0	1	3/19	33	47.6	3	17	5.7	17	0
*11/19	L	JACKSONVILLE	27	13	188	48.1	1	2	5/29	33	52.7	6	59	9.8	45t	1
*11/26	W	at Cincinnati	20	11	182	55.0	3	0	3/12	45t	125.4	6	31	5.2	12	1
*12/3	W	OAKLAND	23	14	136	60.9	2	0	2/10	19t	106.4	3	33	11.0	17t	1
*12/10	L	at N.Y. Giants	34	20	224	58.8	1	1	2/7	36	76.1	3	8	2.7	4	0
*12/16	W	WASHINGTON	21	11	175	52.4	0	0	1/1	33	80.5	8	9	1.1	10	0
*12/24	W	at San Diego	32	16	190	50.0	1	2	2/5	30	52.9	10	81	8.1	27	2
Totals	7-4		289	151	1,860	52.5	11	8	30/150	45t	73.6	78	426	5.6	45t	7

2003 Chicago Bears

The Players

PITTSBURGH STEELERS

2001	W/L	Opponent	Att	Com	Yds	Pct.	TD	Int	Sak/Yd	Lg	Rtg	Rush	Yds.	Avg.	Lg	TD
*9/9	L	at Jacksonville	37	21	181	56.8	0	2	3/20	34	47.2	6	31	5.2	15	0
9/23	BYE															
*9/30	W	at Buffalo	22	15	107	68.2	0	0	2/7	17	79.2	3	-3	-1.0	-1	0
*10/7	W	CINCINNATI	24	15	151	62.5	0	0	2/13	24	80.4	9	61	6.8	23	1
*10/14	W	at Kansas City	25	15	141	60.0	1	0	3/28	23	88.9	7	47	6.7	14	0
*10/21	W	at Tampa Bay	16	10	100	62.5	0	2	2/8	22	40.6	7	32	4.6	16	0
*10/29	W	TENNESSEE	22	13	232	59.1	1	0	3/17	43	110.4	4	8	2.0	7	1
*11/4	L	BALTIMORE	37	22	236	59.5	1	0	2/11	21t	87.2	8	31	3.9	11	0
*11/11	W	at Cleveland	32	18	188	56.3	0	0	1/4	62	73.4	7	65	9.3	40	0
*11/18	W	JACKSONVILLE	33	21	266	63.6	1	0	2/9	40	98.8	5	50	10.0	19	1
*11/25	W	at Tennessee	31	19	254	61.3	2	0	1/7	35	108.8	8	54	6.8	48t	1
*12/2	W	MINNESOTA	19	13	157	68.4	0	1	0/0	24	71.6	7	9	1.3	21	0
*12/9	W	N.Y. JETS	36	20	214	55.6	0	0	1/3	29	73.1	7	36	5.1	21	0
*12/16	W	at Baltimore	31	20	333	64.5	2	0	3/15	90t	122.1	10	55	5.5	13	0
*12/23	W	DETROIT	26	17	226	65.4	3	0	1/12	54	131.2	4	22	5.5	19	1
*12/30	L	at Cincinnati	35	19	251	54.3	3	4	2/11	42t	66.2	0	0	-	-	0
1/6	W	CLEVELAND	16	8	72	50.0	0	2	1/10	20	22.9	4	38	9.5	16	0
Totals	13-3		442	266	3,109	60.2	14	11	29/175	90t	81.7	96	537	5.8	48t	5

POSTSEASON

*1/20	W	BALTIMORE	22	12	154	54.5	1	1	2/11	32t	72.9	10	30	3.0	11	0
*1/27	L	NEW ENGLAND	42	24	255	57.1	0	3	3/7	24	45.2	8	41	5.1	34	0
Totals	1-1		64	36	409	56.3	1	4	5/18	32t	54.8	18	71	3.9	34	0

PITTSBURGH STEELERS

2002	W/L	Opponent	Att	Com	Yds	Pct.	TD	Int	Sak/Yd	Lg	Rtg	Rush	Yds.	Avg.	Lg	TD
*9/9	L	at New England	37	24	242	64.9	1	3	5/38	27	58.6	8	16	2.0	10	1
*9/15	L	OAKLAND	34	18	201	52.9	2	1	0/0	34t	78.2	3	10	3.3	11	0
9/22	BYE															
*9/29	W	CLEVELAND	25	15	143	60.0	0	1	0/0	29	59.2	7	30	4.3	9	0
10/6	L	at New Orleans														
10/13	W	at Cincinnati														
10/21	W	INDIANAPOLIS														
10/27	W	at Baltimore	1	1	7	100.0	0	0	0/0	7	95.8	1	0	0.0	0	0
11/3	W	at Cleveland														
11/10	T	ATLANTA														
11/17	L	at Tennessee	17	13	124	76.5	2	0	0/0	27	135.4	1	11	11.0	11	0
*11/24	W	CINCINNATI	26	22	239	84.5	1	0	1/1	64t	117.3	10	40	4.0	12	0
12/1	W	at Jacksonville	26	16	202	61.5	0	1	1/7	54	69.7	12	84	7.0	28t	1
12/8	L	HOUSTON														
12/15	W	CAROLINA														
12/23	W	at Tampa Bay														
12/29	W	BALTIMORE														
Totals	3-2		166	109	1,155	65.7	6	6	7/46	64t	82.8	43	191	4.4	28t	2

POSTSEASON

1/5	W	CLEVELAND														
1/11	L	at Tennessee														
Totals	0-0		0	0	0	-	0	0	0/0	-	0.0	0	0	-	-	0

Denotes Game Started at QB

** Denotes Game Started at WR

2003 Chicago Bears

The Players



JOE TAFOYA

Defensive End

6-4 278

September 6, 1978

Arizona

Bears season: 3 NFL Season: 3

Acquired as waived free agent 2001

99

PRO CAREER: Reserve defensive end and special teamer with the Bears during his first two NFL seasons... Received limited playing time on passing downs and special teams near the end of his rookie season after joining the Bears practice squad mid-season... Spent his rookie training camp with Tampa Bay, but was waived at the end of camp... Originally drafted in the seventh round (234th overall) by the Buccaneers in 2001.

2002 SEASON: Played career-high 14 games as a reserve DE and special teamer, recording eight tackles and tying for sixth on team with 11 special teams tackles... Participated Games 1-10, 13-16 - starting Game 16 at RE - and listed as a Gameday Inactive Games 11-12 due to a strained hamstring... Led Bears with three special teams tackles vs. GB (10/7)... Reserve DE shared first career half sack at CAR (12/22); added one special teams tackle... Made first NFL start at RE vs. TB (12/29) and recorded career-high four tackles. **GAMES PLAYED-STARTED: 14-1**

PREVIOUS SEASONS: 2001 - Progressed up Bears depth chart over the course of the season after beginning the year on Chicago's practice squad; signing on Oct. 9... Promoted to active roster on Oct. 23 and appeared in five games, plus the playoff contest, as a special teamer and reserve end... Played in the last five games of the regular season after being listed as a Gameday Inactive Games 7-11... Made NFL debut at GB (12/9) on special teams... Contributed one special teams tackle vs. TB (12/16) and at WASH (12/23)... Wrapped up first career defensive tackle at DET (12/30)... Recorded season-high three tackles in Divisional Playoff vs. PHI (1/19/02).

COLLEGE: Started 38 games over his four-year career at Arizona (1997-2000), recording 165 tackles, 24.5 sacks and 49 TFLs during his career... Earned all-Pac 10 Conference honors as a junior and senior... Recorded a career-high 54 tackles, six sacks, 18 TFLs and four PDs while playing in all 11 games as a senior... As a junior, started at DE for the first five games before switching to DT for the final seven contests and posted 51 tackles and a career-best 10 sacks... Started 10 games as a sophomore and posted 34 tackles, 4.5 sacks, nine TFLs, two fumble recoveries and one PD... Appeared in 10 games as a redshirt freshman, starting five, while tallying 24 tackles with four sacks... Redshirted during the 1996 campaign... Majored in communications.

PERSONAL: Earned Blue Chip Illustrated all-America honors as a senior from Pittsburg (Calif.) H.S... Claimed all-BVAL and Super Prep all-Far West honors... Notched 105 tackles during his prep career... Also lettered in baseball and track... Joseph Peter Tafoya is the youngest of three children of Pete and Karen.

Tafoya's Pro Stats

	Int-Yds	Tkls-Solo	FF	FR	TFL	PD	Sack-Yds	G-GS
2001 Bears	0-0	1-0	0	0	0	0	0-0	5-0
2002 Bears	0-0	8-5	0	0	1	0	0.5-2.5	14-1
Career	0-0	9-5	0	0	1	0	0.5-2.5	19-1

ADDITIONAL STATS: Special Teams Tackles - 14: 2001 (3); 2002 (11).

POSTSEASON								
2001 Bears	0-0	3-2	0	0	0	0	0-0	1-0
Career	0-0	3-2	0	0	0	0	0-0	1-0

TAFOYA'S SINGLE-GAME CAREER HIGHS

Tackles: 4 vs. TB (12/29/02)

Solos: 3 vs. TB (12/29/02)



DAVID TERRELL

Wide Receiver

6-3 215

March 13, 1979

Michigan

Bears season: 3 NFL Season: 3

Acquired in 1st round of the 2001 draft

83

PRO CAREER: Spirited competitor has demonstrated big-play abilities at wide receiver while making the most of his opportunities during his first two seasons with Chicago... Second among all Bears receivers with seven touchdown catches over that span... Ended rookie campaign ranked among the most productive receivers from the 2001 Draft with 34 receptions for 415 yards and four TDs, standing among Chicago's top three in all categories... Originally drafted in the first round (eighth overall) by Chicago in 2001.

2002 SEASON: Caught team-high three TDs in the first five games of the season, but had promising second NFL season ended prematurely by a broken bone in his left foot... Made one start while totaling 127 yards on nine catches in those first five games before being listed as a Gameday Inactive due to the injury Games 6-9... Spent the final seven weeks on injured reserve... Caught game-winning nine-yard TD pass in season-opener vs. MIN (9/8) with 0:28 remaining in fourth QTR... Hauled in second straight game-winner with 14-yard TD reception in third QTR at ATL (9/15)... Made first start of season and caught season-high three passes for 23 yards and a five-yard TD at BUF (9/29)... Season-high 77 yards on three catches in *Monday Night Football* debut vs. GB (10/7), including season-long 52-yard play on which he broke a bone in his left foot... Placed on injured reserve on Nov. 12. **GAMES PLAYED-STARTED: 5-1**

PREVIOUS SEASONS: 2001 - Produced the best season for a Bears rookie wide receiver since Willie Gault in 1983 (team-high 40 receptions for 836 yards and eight TDs), starting six of 16 games played... Ranked third on the team in catches (34) and receiving yards (415) while finishing second among wideouts with four TDs and a 12.2-yard per catch average... Led team in receiving yards in three games... Tallied two catches for nine yards in NFL debut at BALT (9/9)... Season-high seven catches for 91 yards at CIN (10/21), including 41-yarder... Caught three passes for 19 yards vs. SF (10/28), including acrobatic grabs on fourth-quarter TDs of 13 and four yards, the first of his career... Hauled in three catches for 35 yards vs. CLE (11/4)... Caught one pass for 15 yards at TB (11/18) in first NFL start... Recorded catches of 26 and 25 yards at MIN (11/25)... Ran under Jim Miller pass for career-long 62-yard pass play vs. TB (12/16) to the Bucs' two-yard line, setting up a TD en route to career-high 94-yard receiving game (three catches)... Caught 20-yard TD at DET (12/30)... Recorded TD catch in second straight game with nine-yard scoring grab from Miller vs. JAX (1/6); 2-17 receiving overall... Caught two passes for 18 yards in postseason debut in Divisional Playoff vs. PHI (1/19/02).

COLLEGE: Caught 152 passes for 2,317 yards and 23 TDs in three seasons at Michigan (1998-2000)... Two-year starter for the Wolverines at wide receiver and also saw time as a defensive back... His 152 career receptions rank second behind Anthony Carter's school record of 161 and his 2,317 receiving yards rank third behind Carter (3,076) and Amani Toomer (2,657)... Also checks in at No. 3 on UM's career TD receptions list with 23 behind Carter (37) and Desmond Howard (32)... Gained over 100 receiving yards in nine games during his career, surpassed at UM only by Carter's 14... First player in school history to gain over 1,000 yards receiving in more than one season and caught at least one pass in his last 24 games... Entered the draft following his junior season, earning first-team all-America honors from CNN/SI and *College Football News*, second-team accolades by Walter Camp and ABC Sports, and third-team honor from *Football News*... Semifinalist for both the Fred Biletnikoff Award, given annually to the nation's top receiver, and Football News National Player-of-the-Year... First team all-Big Ten selection as a junior and sophomore... Led UM with 67 catches for 14 TDs (school's second-highest single-season total) and a school-record 1,130 yards as a junior... Finished college career in the Citrus Bowl with four catches for 136 yards and a 31-yard TD vs. Auburn... As a sophomore, named second-team all-America by CBS Sportsline... Led Wolverines with 71 receptions (school's second-highest single-season total) for 1,038 yards and seven TDs,

2003 Chicago Bears

The Players

playing in every game and starting 10 at split end... Became fifth player in school history to gain over 1,000 yards receiving in a season... Second on team to Bears teammate Anthony Thomas in rushing with 89 yards (five carries)... Also played seven games as a defensive back in the 'dime' package, recording six tackles, two PDs and one INT... Began season with eight catches for 115 yards and made his college debut as a defensive back in the fourth QTR against Notre Dame... Appeared in every game as a freshman, starting one at flanker... Finished season with 14 catches for 149 yards and two TDs... Made his collegiate debut with a four-yard catch against Notre Dame... Majored in general studies, enrolled in the College of Literature, Science and the Arts.

PERSONAL: First-team *USA Today* all-America selection at Huguenot (Richmond, Va.) H.S.; also tabbed as nation's best receiver by Prep Football Report... Three-year all-state selection... Had 108 receptions for 2,546 yards and 41 TDs while recording 30 INTs during his prep career... Four-year letterwinner in basketball and all-district selection, averaging 20 points, 12 rebounds and two assists per game as a senior.

Terrell's Pro Stats

	Rec	Yds	Avg	LG	TD	G-GS
2001 Bears	34	415	12.2	62	4	16-6
2002 Bears	9	127	14.1	52	3	5-1
Career	43	542	12.6	62	7	21-7

ADDITIONAL STATS: Kickoff Returns - 2001 (1-8).

POSTSEASON

2001 Bears	2	18	9.0	11	0	1-1
Career	2	18	9.0	11	0	1-1

TERRELL'S SINGLE-GAME CAREER HIGHS

Receptions: 7 at CIN (10/21/01) Receiving Yards: 94 vs. TB (12/16/01)
 Long Reception: 62 vs. TB (12/16/01) Receiving TDs: 2 vs. SF (10/28/01)

RULES of INSTANT REPLAY

A "buzzer system" will be used to signal the call for a replay. Before the final two minutes, the head coach will buzz the referee and replay booth that he challenges a play and wants a review. Within the final two minutes and OT, the booth will buzz the ref. The head coaches will wear a belt pack containing a buzzer. When pressed, the buzzer will simultaneously signal the referee, umpire, and replay booth that a replay is being requested. If the buzzer is not working, the coach needs to throw a flag onto the field to signal his request for replay.

There will be three replay monitors at field level in open-air stadiums. Two will be positioned at opposite 20-yard lines near the sideline wall. A third will be in the runway, for use if the weather is inclement. Two monitors will be in domed stadiums.

COACHES CHALLENGE: Outside of the final two minutes of each half, each team will be permitted two challenges per game that will initiate referee reviews. Each challenge will cost a team a time-out. If a challenge is upheld, the time-out will be restored, but the challenge will not. No challenges will be recognized from a team that has exhausted its time-outs.

FINAL TWO MINUTES OF EACH HALF: After the two-minute warning of each half, and throughout any overtime period, any referee review will be initiated by the replay assistant in the replay booth in the press box. He can initiate as many review requests as he thinks necessary, no matter how many time-outs the teams have. No time-out will be charged for a review initiated from the replay booth.

REFEREE REVIEW: All replay reviews will be conducted by the referee on a field-level monitor after consultation with the other covering officials on the play. A decision will be reversed only when the referee has "indisputable visual evidence" that the call should be changed. The referee cannot initiate a replay review in any instance.

TIME LIMIT: Reviews will be a maximum of 90 seconds, timed from when the referee puts on the head phones to the replay booth.

REVIEWABLE PLAYS: The instant replay system will cover a variety of plays in three main areas—1) sideline, goal line, end zone, and end-line plays; 2) passing plays; and 3) other detectable infractions, such as a runner ruled down not by defensive contact, and the number of players on the field.



ANTHONY THOMAS

Running Back

6-2 228

November 11, 1977

Michigan

Bears season: 3 NFL Season: 3

Acquired in 2nd round of the 2001 draft

35

PRO CAREER: Chicago's leading rusher in each of his two NFL seasons... Has recorded the third-highest career-opening two-year rushing total in franchise history with 1,904 yards, trailing only Walter Payton (2,069) and Gale Sayers (2,098)... Showed improved pass-catching skills in 2002, hauling in a career-high 24 passes despite being limited to 12 games played due to a broken finger; rushed for 721 yards... Began his NFL career with a League-record 428 consecutive touches (393 carries, 35 receptions) without a fumble, extending into the first 20 games of his career, before fumbling at DET (10/20/02)... Honored as NFL Offensive Rookie-of-the-Year in 2001, establishing a new Bears rookie rushing record with a team-high 1,183 yards and seven TDs on 278 carries... Broke three Bears rookie rushing records during the 2001 campaign... Third Bears rookie ever (42nd in NFL history) to rush for over 1,000 yards and one of three rookies to accomplish the feat in 2001... Named NFL Offensive Rookie-of-the-Month for October after averaging 6.2 yards per carry while rushing for 430 yards and three TDs... Led all NFC rookies (second NFL) in rushing yards and total yards from scrimmage (1,361) while his 4.3-yards per carry ranked fourth in the NFC (tie ninth NFL) among backs with at least 200 rushing attempts... Originally drafted in the second round (38th overall) by Chicago in 2001.

2002 SEASON: Starting at running back for the Bears first 12 games of the season before a broken left index finger ended his campaign prematurely... Still led Chicago in rushing for second consecutive season with 721 yards and six rushing TDs, tying for the overall team lead (Marty Booker, six receiving)... Ranked third on team with career-high 24 receptions for 163 yards... Ran consecutive-game start streak to 17 by starting Games 1-12; Listed as a Gameday Inactive Game 13 due to injury before going on Injured Reserve... Started first career season-opener, leading Bears vs. MIN (9/8) with 45 rushing yards and TD on 19 carries; 4-22 receiving... Rushed for TD in third straight game, 26-84 rushing overall, at ATL (9/15); 2-26 receiving including season-long 19-yarder to set-up his TD... Recorded fifth-career 100-yard rushing game with season-high 111 yards vs. NO (9/23) on 27 carries; 4-27 receiving... Rushed 26 times for 92 yards (3.5 avg.) and one TD at DET (10/20); three fumbles (two lost) were the first of his career and ended his NFL-record streak... Led Bears with 52 yards rushing (16 carries and one TD) and 52 yards receiving (four catches) vs. PHI (11/3)... Team-high 99 rushing yards vs. NE (11/10) on 21 carries with long of 34 setting-up his two-yard TD run... Team-high 61 rushing yards at STL (11/18) on 14 carries with a 13-yard TD run... Led Bears with 40 rushing yards vs. DET (11/24) on 14 carries; 1-11 receiving... Rushed four times for 26 yards at GB (12/1) before leaving game with broken left index finger in first QTR... Placed on injured reserve on Dec. 10. **GAMES PLAYED-STARTED: 12-12**

PREVIOUS SEASONS: 2001 - Award-winning rookie campaign culminated in his selection as the 2001 rookie recipient of the Brian Piccolo Award, as voted by his Bears teammates... Also named NFL Rookie-of-the-Year by Sports Illustrated and selected to Pro Football Weekly's all-Rookie team... Broke Rashaan Salaam's Bears rookie rushing record with 1,183 yards on the ground to rank second among all NFL rookies in 2001... Set NFL record for most touches by a rookie without a fumble with 300 split between 278 rush attempts and 22 receptions... Posted four 100-yard efforts and averaged 84.9 yards per game in 14 games played, 10 of which were starts... Injured right knee in preseason opener vs. CIN (8/4) and missed the final three exhibitions... Returned to action to make his NFL debut in the season-opener at BALT (9/9) with three carries for nine yards... Earned first NFL start vs. MIN (9/23) and caught first career pass for eight yards... Took 11 carries for 57 yards at ATL (10/7), with first career TD on 32-yard run... Set Bears single-game rookie rushing record at CIN (10/21) with 188 yards (the third highest output of the season in the NFL) on 22 carries, including a 23-yard TD... Recorded second consecutive 100-yard game with 127 yards rushing on 27 carries vs. SF (10/28) including a 19-yard TD run plus an OT-forcing, two-point conversion with 0:26 seconds to play in regulation... Totaled 167 yards of offense vs. CLE (11/4) with 96 yards rush-

2003 Chicago Bears

The Players

ing and a career-high 71 yards receiving (six catches)... Inactive Games 10-11 due to hamstring injury... Return to lineup at GB (12/9) was highlighted by 19-yard TD run among 15 carries for 54 yards; added four receptions for 20 yards... Rushed for 173 yards on 31 carries with a long of 25 and a five-yard TD run vs. TB (12/16)... Led Bears with 82 rushing yards (24 carries) at WASH (12/23)... Passed the 1,000-yard rushing mark for the season with 76 yards on 25 carries at DET (12/30)... Broke Salaam's Bears rookie rushing record of 1,074 yards (1995) by rushing for 160 yards vs. JAX (1/6/02) on 33 carries, including a two-yard TD run; 1-11 receiving... Held to 36 yards on 15 carries in Divisional Playoff vs. PHI (1/19/02).

COLLEGE: Established new Michigan career records with 924 carries for 4,472 yards and 55 TDs in his collegiate career of 48 games with 26 starts as a Wolverine (1997-2000)... Caught 84 passes for 810 yards and one TD while returning 31 kickoffs for 720 yards (23.2 avg.)... With 6,002 career all purpose yards, ranks second in UM history to Jamie Morris (6,201)... Earned second-team all-America selection by Walter Camp, *Football News* and ABC Sports, third-team selection from The Sports Xchange and *College Football News* as well as first-team all-Big Ten honors as a senior... Also a semifinalist for Football News Player-of-the-Year and the Doak Walker Award, given annually to the nation's top running back... Was named team's MVP after starting every game and posting 1,733 yards on 319 carries for 18 TDs, breaking the school record for carries in a season, while catching 17 passes for 271 yards and one TD - becoming first player in Michigan history to account for over 2,000 all-purpose yards in one season... His 114 points rank fourth on the school's single-season points chart... Posted at least 100 yards in nine of 11 games... Two-time MVP of the Citrus Bowl, winning the award as a sophomore and again as a senior... As a junior, named second-team all-Big Ten selection, starting every game and rushing for 100 yards seven times... Led team with 1,297 yards and 17 TDs on 301 carries and 102 points... Returned 11 kickoffs for 216 yards and averaged 140.1 all-purpose yards per game... As a sophomore, named *The Sporting News'* Breakout Player-of-the-Year after posting 891 yards and 15 TDs on 166 carries... Had 16 catches for 152 yards and returned 12 kickoffs for 304 yards... In his first career start, rushed 15 times for 117 yards and three TDs vs. Eastern Michigan... Began career with 549 yards and five TDs on 137 carries in 12 games as a freshman while adding 22 receptions for 219 yards; 8-200 KOR... Recorded first 100-yard rushing game for the Wolverines in his second career game, amassing 122 yards and one score on 21 carries against Baylor... Graduated from UM with a degree in sports management and communications.

PERSONAL: Four-year starter as a tailback and placekicker at Winnfield (La.) H.S... First-team all-American and rated as second best tailback in the country by Prep Football Report... Gained 7,594 yard on 913 rushes, scoring 93 TDs while setting a state record with 106 career TDs... Started on the basketball team and lettered four years in track... He and wife Hayley have one daughter, Alexis.

Thomas' Pro Stats

	Rush	Yds	Avg	Lg	TD	Rec	Yds	Avg	Lg	TD	G-GS
2001 Bears	278	1,183	4.3	46	7	22	178	8.1	23	0	14-10
2002 Bears	214	721	3.4	34	6	24	163	6.8	19	0	12-12
Career	492	1,904	3.9	46	13	46	341	7.4	23	0	26-22

POSTSEASON

2001 Bears	15	36	2.4	6	0	1	11	11.0	11	0	1-1
Career	15	36	2.4	6	0	1	11	11.0	11	0	1-1

THOMAS' SINGLE-GAME CAREER HIGHS

Rushes: 33 vs. JAX (1/6/02)	Rushing Yards: 188 at CIN (10/21/01)
Receptions: 6 vs. CLE (11/4/01)	Receiving Yards: 71 vs. CLE (11/4/01)
Long Rush: 46 at CIN (10/21/01)	Long Reception: 23 vs. CLE (11/4/01)

2003 Chicago Bears

The Players

Anthony Thomas Game-by-Game Rushing
11-11 Regular Season Starting Record (0-1 Postseason)

2001	W/L	Opponent	Att	Yds.	Avg.	Lg	TD	Rec.	Yds.	Avg.	Lg	TD
9/9	L	at Baltimore	3	9	3.3	5	0	0	0	-	-	0
*9/23	W	MINNESOTA	0	0	0.0	-	0	1	8	8.0	8	0
10/7	W	at Atlanta	11	57	5.2	32	1	0	0	-	-	0
10/14	W	ARIZONA	11	58	5.3	19	0	0	0	-	-	0
10/21	W	at Cincinnati	22	188	8.5	46	1	0	0	-	-	0
*10/28	W	SAN FRANCISCO	27	127	4.7	19	1	2	9	4.5	6	0
*11/4	W	CLEVELAND	31	96	3.1	11	1	6	71	11.8	23	0
*11/11	L	GREEN BAY	22	45	2.1	12	0	5	45	9.0	20	0
*11/18	W	at Tampa Bay	23	58	2.5	9	0	1	10	10.0	10	0
11/25	W	at Minnesota										
12/2	W	DETROIT										
*12/9	L	at Green Bay	15	54	3.6	19	1	4	20	5.0	9	0
*12/16	W	TAMPA BAY	31	173	5.6	25	1	1	5	5.0	5	0
*12/23	W	at Washington	24	82	3.4	16	0	1	-1	-1.0	-1	0
*12/30	W	at Detroit	25	76	3.0	13	0	0	0	-	-	0
*1/06	W	JACKSONVILLE	33	160	4.8	34	1	1	11	11.0	11	0
Totals	8-2		278	1,183	4.3	46	7	22	178	8.1	23	0

POSTSEASON

*1/19	L	PHILADELPHIA	15	36	2.4	6	0	1	11	11.0	11	0
Totals	0-1		15	36	2.4	6	0	1	11	11.0	11	0

2002	W/L	Opponent	Att	Yds.	Avg.	Lg	TD	Rec.	Yds.	Avg.	Lg	TD
*9/8	W	MINNESOTA	19	45	2.4	11	1	4	22	5.5	9	0
*9/15	W	at Atlanta	26	84	3.2	11	1	2	26	13.0	19	0
*9/22	L	NEW ORLEANS	27	111	4.1	24	0	4	27	6.8	9	0
*9/29	L	at Buffalo	23	48	2.1	5	0	2	11	5.5	6	0
*10/7	L	GREEN BAY	15	45	3.0	8	0	1	2	2.0	2	0
*10/20	L	at Detroit	26	92	3.5	11	1	3	5	1.7	3	0
*10/27	L	at Minnesota	9	18	2.0	9	0	1	3	3.0	3	0
*11/3	L	PHILADELPHIA	16	52	3.3	10	1	4	52	13.0	19	0
*11/10	L	NEW ENGLAND	21	99	4.7	34	1	1	4	4.0	4	0
*11/18	L	at St. Louis	14	61	4.4	17	1	0	0	-	-	0
*11/24	W	DETROIT	14	40	2.9	7	0	1	11	11.0	11	0
*12/1	L	at Green Bay	4	26	6.5	26	0	1	0	0.0	0	0
12/9	L	at Miami										
12/15	W	N.Y. JETS										
12/22	L	at Carolina										
12/29	L	TAMPA BAY										
Totals	3-9		214	721	3.4	34	6	24	163	6.8	19	0

* Denotes Game Started

2003 Chicago Bears

The Players



KEITH TRAYLOR

Defensive Tackle

6-2 340

September 3, 1969

Central State (Okla.)

Bears season: 3 NFL Season: 12

Acquired as unrestricted free agent in 2001

94

PRO CAREER: Veteran defensive tackle has teamed with Ted Washington to give the Bears a run-stuffing presence during the last two seasons... Recorded 86 tackles and with 14 TFLs in two seasons with Chicago, missing just one game and starting 31 of 32 total games played, including one playoff contest... Joined Bears on March 23, 2001 by signing as a free agent after his second career stint in Denver... Started all but three games as the starting LDT for the Broncos from 1997-2000... Spent his first two pro seasons in Denver and also played for Green Bay and Kansas City, as well as spending one season in NFL Europe... Appeared in 12 career postseason contests (nine starts), including two Super Bowls, recording 24 tackles, including one sack, with four PDs... Originally drafted in the third round (61st overall) by Denver in 1991.

2002 SEASON: Started 15 games at RDT before an injury kept him out of the season-finale... Recorded 41 tackles and led the d-line with six TFLs... Started sixth consecutive season-opener at RDT vs. MIN (9/8)... Recorded five tackles, including one sack and one TFL, at STL (11/18); added one PD... Recorded three tackles, with one TFL, at GB (12/1); left game with right calf injury... Listed as a Gameday Inactive in season-finale vs. TB (12/29) due to right calf injury - ending 25-game starting streak. **GAMES PLAYED-STARTED: 15-15**

PREVIOUS SEASONS: 2001 - Joined Bears as free agent as switched to right d-tackle to help form experienced d-line that allowed opponents an average of only 82.1 rushing yards per game, the second lowest total in the NFL... Started at RDT in 15 of 16 games and registered 45 tackles... Tied for team lead with eight TFLs... Posted three tackles, including two TFLs, in Bears debut at BALT (9/9)... Registered season-high seven tackles vs. SF (10/28), including first sack as a Bear... Set-up Bears TD vs. JAX (1/6/02) with 67-yard return of second career INT; added two tackles, with one TFL. **2000** - Started all 16 games at LDT and led Broncos d-line with 53 tackles while adding one sack, two PDs, two forced fumbles and one fumble recovery... Posted 23 tackles in five-game period of Games 5-9, including six vs. NE (10/1), including one sack... Forced fumble and recovered another vs. SD (11/19)... Set season-high with seven tackles at SEA (11/26)... Forced fumble at KC (12/17)... Started Wild Card Game at BALT (12/31) and posted one tackle. **1999** - Started 15 games at LDT for Denver recording 42 tackles, including 1.5 sacks, while setting career-highs with six PDs; also forced two fumbles... Missed game vs. NYJ (10/3) to attend grandmother's funeral... Had partial sack at OAK (10/10)... Forced fumble at JAX (12/13) stripping the ball from James Stewart... Recorded one sack at DET (12/25)... Closed the season with forced fumble vs. SD (1/2/00). **1998** - Played in 15 of Denver's 16 regular season games, starting 14 at LDT while posting 49 tackles, including two sacks, two PDs and one FR... Started at LDT in all three postseason games and made six tackles and had one PD... Suffered sprained ankle in third QTR vs. DAL (9/13)... Returned to starting lineup at WASH (9/27) and posted five tackles... Played but did not start at SEA (10/11) when the Seahawks opened e in a three-WR alignment... First sack came vs. PHI (10/4) and his second came at KC (11/16) on Monday Night Football... Recovered fumble vs. JAX (10/25)... Posted season-high six tackles vs. SD (11/8)... Posted two tackles in Divisional Playoff vs. MIA (1/9/99) and added an assisted tackle in AFC Championship Game vs. NYJ (1/17/99)... Had one PD and three tackles in Super Bowl XXXIII victory vs. ATL (1/31/99). **1997** - Made immediate impact in his return to Denver starting all 16 regular season games and all four postseason contests at LDT... Led Bronco d-line during season with 51 tackles, including two sacks, two PDs and one INT... Added 11 tackles, with one sack, and two PDs in the postseason... Registered three tackles in season-opener vs. KC (8/31)... Collected six tackles at SEA (9/7) with one sack... Delivered four tackles vs. STL (9/14)... Tied season-high with six tackles at ATL (9/28)... Returned first career INT for a 62-yard TD at BUF (10/26)... Posted four tackles with one PD in Wild Card Game vs. JAX (12/27)... Awarded game ball in Divisional Playoff at KC (1/4/98) for recording three tackles, including two TFLs, just two days after the death of his mother... Recorded two tackles, including a sack and one PD in AFC Championship Game at PIT (1/11/98)... Posted two tackles vs. GB (1/25/98) in Super Bowl XXXII win over Packers. **1996** - Participated as a reserve d-lineman in his final year with Kansas City, posting 42 tackles with one sack, one forced fumble and one PD in 15 games, including one start... Blocked FG vs. OAK (9/8)... Had season-high six tackles vs. PIT (10/7) on Monday Night Football... Notched sack vs. DET (11/28)... Earned start vs. IND (12/15) with four tackles. **1995** - Reserve DT for Kansas City, returning after a one-year hiatus from the NFL, playing in all 16 games... Contributed 19 tackles, 1.5 sacks, four PDs, one forced fumble and one

2003 Chicago Bears

The Players

fumble recovery... Recorded three tackles with one sack vs. SD (10/9)... Had two tackles in playoff loss to IND (1/7/96)... Prepared for season by playing for the Barcelona Dragons during the 1995 NFL Europe season (then-called the World League); started three of eight games played and posting 16 tackles and recovered two fumbles. **1994** - Sat out the entire season as a free agent after being waived by Kansas City in the final training camp cutdown (8/28)... Spent camp and the previous offseason transitioning from LB to DT. **1993** - Tumultuous season saw him split time between three team's rosters, playing for two, before being released again two days after his last game of the season... Signed by the L.A. Raiders on July 19 but waived at the end of training camp (8/20)... Signed with Green Bay on Sept. 14 and played in five games, making one tackle, before being released on Nov. 9... Signed with Kansas City on Jan. 5, 1994 and played in Wild Card Game victory vs. PIT (1/8/94), but waived on Jan. 10. **1992** - Reserve LB saw action in all 16 games for Denver, making three starts at ILB, and posted 39 tackles, one fumble recovery and one sack... Started vs. KC (10/4), at SD (10/25) and at KC (12/27)... Notched first NFL sack vs. SEA (12/20). **1991** - Earned all-rookie honors from Pro Football Weekly and Football Digest as a reserve LB for the Broncos, playing in all 16 games with two starts... Backed-up Michael Brooks and Karl Mecklenburg at ILB and made 27 tackles on defense, as well as 16 more on special teams... Started for Brooks vs. SEA (9/15), making nine tackles, and vs. SD (9/22), recording career-high 10 tackles... Played fullback in several postseason goal-line situations... Participated on special teams in both playoff games.

COLLEGE: Transferred career-opening success as a LB at Coffeyville (Kan.) Junior College to a solid final two years at Central State (Okla.)... Posted 146 tackles, five sacks, two INTs, three forced fumbles and two fumble recoveries at Central State... Limited to four full games and parts of two others as a senior because of a leg injury, recording 67 tackles and three forced fumbles... First-team all-Lone Star Conference pick as a junior amassing 79 stops, five sacks, two fumble recoveries and two INTs... Two-year starter at Coffeyville, including MVP performance in 1988 JUCO Championship Game, totaling 229 tackles, 14 sacks and nine INTs.

PERSONAL: Two-time all-state and all-conference LB at Malvern (Ark.) H.S... Also a standout on the basketball court and the baseball diamond, earning all-state and all-conference honors in both sports... Rated among the 10 best prospects in the state of Arkansas... Full name is Byron Keith Traylor... Native of Little Rock, AR... He and wife Krista have one son, Brandon.

Traylor's Pro Stats

		Int-Yds	Tkls-Solo	FF	FR	TFL	PD	Sack-Yds	G-GS
1991	Denver	0-0	27-12	0	0	NA	0	0-0	16-2
1992	Denver	0-0	39-21	1	0	NA	0	1-14	16-3
1993	GB/KC	0-0	1-0	0	0	0	0	0-0	5-0
1994			Unsigned Free Agent						
1995	KC	0-0	19-16	1	1	NA	4	1.5-12.5	16-0
1996	KC	0-0	42-31	1	0	NA	1	1-3	15-1
1997	Denver	1-62t	51-39	0	0	NA	2	2-20	16-16
1998	Denver	0-0	49-40	0	1	NA	2	2-8	15-14
1999	Denver	0-0	42-36	2	0	NA	6	1.5-10.5	15-15
2000	Denver	0-0	53-44	2	1	NA	2	1-0	16-16
2001	Bears	1-67	45-17	2	0	8	4	2-8	16-15
2002	Bears	0-0	41-24	1	0	6	2	1-7	15-15
<i>Bears Totals</i>		1-67	86-41	3	0	14	6	3-15	31-30
Career		2-129	409-281	10	3	14	23	13-82.5	161-97

ADDITIONAL STATS: Touchdowns - 62-yard INT return at BUF (10/26/97). Field Goal Blocks - vs. OAK (9/8/96).

POSTSEASON

1991	Denver	0-0	0-0	0	0	0	0	0-0	2-0
1995	KC	0-0	2-2	0	0	0	0	0-0	1-0
1997	Denver	0-0	11-9	0	0	0	2	1-1	4-4
1998	Denver	0-0	6-3	0	0	0	1	0-0	3-3
2000	Denver	0-0	1-0	0	0	0	0	0-0	1-1
2001	Bears	0-0	4-1	0	0	0	1	0-0	1-1
Career		0-0	24-15	0	0	0	4	1-1	12-9

TRAYLOR'S SINGLE-GAME CAREER HIGHS

Tackles: 10 at SD (9/22/91)

Sacks: 1, last at WASH (12/23/01)

Interceptions: 1, last vs. JAX (1/6/02)

2003 Chicago Bears

The Players



REX TUCKER

Guard

6-5 320

December 20, 1976

Texas A&M

Bears season: 5 NFL Season: 5

Acquired in 3rd round of the 1999 draft

64

PRO CAREER: Returns as Bears starting left guard after leg injury prematurely ended his third season with Chicago... Garnered Pro Bowl consideration in his first season as Chicago's starting left guard in 2001 after earning job during training camp... Saw limited action on special teams and as reserve guard and tackle during his first two NFL seasons... First career start came as a rookie... Originally drafted in the third round (66th overall) by Chicago in 1999.

2002 SEASON: Performed superbly while starting the first five games at left guard, but suffered season-ending left leg injury in the second half of the season's fifth game... Started second consecutive Bears season-opener at LG vs. MIN (9/8)... Start vs. GB (10/7) was his 21st consecutive and first on *Monday Night Football*, left game in third QTR due to dislocated left ankle and fibular fracture... Placed on Injured Reserve on Oct. 9 after having surgery to repair ankle and leg injury. **GAMES PLAYED-STARTED: 5-5**

PREVIOUS SEASONS: 2001 - Received Pro Bowl alternate recognition after starting all 16 regular season games at left guard, plus the playoff contest, for o-line that allowed the fewest sacks in the NFL... Forced to come out of season-finale vs. JAX (1/6/02) due to a right calf strain... Returned to starting lineup for Divisional Playoff vs. PHI (1/19/02). **2000** - Played on special teams as well as role as reserve guard in six games... Saw action in season-opener at MIN (9/3)... Inactive for next two games... Participated in next four games... Left game in second half vs. MIN (10/15) after suffering concussion during special teams duty... Inactive five of next six games, dressed but did not play vs. IND (11/5)... Returned to active duty for season-finale at DET (12/24). **1999** - Saw action in two games with one start as a rookie... Inactive for first two games... Made NFL debut at OAK (9/26), stepping in for injured right tackle James Williams for final play... Active but did not play vs. NO (10/3)... Inactive Weeks 5-14... Garnered first career NFL start at STL (12/26), replacing injured Chris Villarrial at RG... Active but DNP in season-finale vs. TB (1/2/00).

COLLEGE: All-Big Twelve third-team selection as senior at Texas A&M after starting every game at left tackle for first time in his four-year career (1995-98)... Helped offense total 4,056 yards that season while playing well in Big Twelve Championship Game win over Kansas State... Saw action in every game of junior season including three starts at LT while registering 19 knockdown blocks and helping offense gain 4,497 yards... Saw limited action as second-team left tackle in sophomore season... Most of playing time came on FG/PAT blocking units... Saw time as a reserve center as a freshman, appearing in all 11 games... Majored in general studies.

PERSONAL: Blue Chip all-American at Lee H.S. in Midland, Texas... National Top 100 player by Super Prep coming out of high school... Brother of Cleveland Browns guard Ryan Tucker, a former all-Southwest Conference center at Texas Christian... He and wife Honey have two children, daughter Hope and son Titan.

Tucker's Pro Stats

Games-Starts - 29-22: 1999 (2-1), 2000 (6-0), 2001 (16-16); 2002 (5-5).

POSTSEASON

Games-Starts - 1-1: 2001 (1-1).

2003 Chicago Bears

The Players

**BRIAN URLACHER****Linebacker****6-4 258****May 25, 1978****New Mexico****Bears season: 4 NFL Season: 4****Acquired in 1st round of the 2000 draft****54**

PRO CAREER: The NFC's leading defensive Pro Bowl vote-getter in 2002 established himself as a perennial Pro Bowler by earning his third all-star appearance in as many years, including his second consecutive start, while leading the Bears in tackles for the third straight year and setting a new career-high in the process... One of only six Bears in history to earn Pro Bowl nominations in each of their first three NFL seasons (Dick Butkus, Gale Sayers, Mike Ditka, Rick Casares and Harlon Hill)... First Bears player to lead team in tackles for three straight years since Mike Singletary did so in five consecutive seasons from 1988-92... Has led Chicago's defense in tackles in 22 of the team's last 26 games, including one playoff contest... His 527 tackles through his first three NFL seasons are the most ever for a Bears player to start a career... Became Bears career leader in fumble return yardage on 43-yard return in 2002 (144 yards on five career returns, one TD)... Career awards include: two-time NFC Defensive Player-of-the-Week (10/7/01, 9/15/02), NFC Special Teams Player-of-the-Week (12/23/01) and NFC Defensive Rookie-of-the-Month (Oct. 2000)... Career-high 214 tackles in 2002 stands as the most ever by a Bear since tackle-totals began being recorded in 1971... Registered the first two touchdowns of his career in 2001, one fumble return and one pass reception on a field goal fake... NFL Defensive Rookie-of-the-Year and Pro Bowl selection in 2000, followed by his teammates selecting him as the rookie recipient of the Brian Piccolo Award... Became second Bears rookie ever to lead team in tackles (Doug Plank, 1975)... Drafted in first round (ninth overall) by Chicago in 2000.

2002 SEASON: Earned third career Pro Bowl berth and second consecutive as NFC's starting middle linebacker as top defensive vote-getter in Pro Bowl fan balloting after registering career-high and Bear-record 214 total tackles (after coach's review) and 19 tackles for loss... Ranked second in NFL with 152 tackles according to play-by-play stats (Miami's Zach Thomas had 156)... Started all 16 games for the second consecutive season while ranking among team leaders with 4.5 sacks (third) and one INT (third)... Recorded double-digit tackles in every game, leading team in tackles in all but two contests... Led Bears in season-opener vs. MIN (9/8) with 17 tackles, including two TFLs... Earned second career NFC Defensive Player-of-the-Week honor at ATL (9/15) by recovering a fumble and leading team with 13 tackles, with two sacks and two TFLs... Team-high 11 tackles and a forced fumble vs. NO (9/23)... Team-high 15 tackles at BUF (9/29)... Team-high 14 tackles, 12 solos including one TFL, at DET (10/20)... Team-high 15 tackles, 11 solos, at MIN (10/27)... Sprinted over 100-tackle mark in season's eighth game with team-high 13 tackles, 10 solos including three TFLs and one sack, vs. PHI (11/3) and added one PD... Recording first INT of season while leading team with 13 tackles, with one TFL, and two PDs vs. NE (11/10)... Team-high 12 tackles, eight solos including one sack and two TFLs, at STL (11/18)... Team-high 14 tackles, 10 solos with one TFL, and two PDs vs. DET (11/24)... Team-high 12 tackles, nine solos with one TFL and a forced fumble, at MIA (12/9)... Led Bears with season-high 19 tackles at CAR (12/22) while setting-up TD with 43-yard fumble recovery return... Team-high 13 tackles, including half sack, vs. TB (12/29); added one PD. **GAMES PLAYED-STARTED: 16-16**

PREVIOUS SEASONS: 2001 - Finished fifth in NFL MVP voting, the highest of any defensive player, after leading Bears with 148 tackles (after coach's review) and ranking among team leaders with six sacks (third) and three INTs (tie for second)... Honored as NFL Defensive Player-of-the-Year by Football Digest and first-team all-Pro by every major pro football publication... Selected for his first Pro Bowl start in his second trip to the game as NFC's top vote-getter for middle linebackers after starting all 16 games for the first time in this career... Recorded touchdowns on defense and on a special teams fake... Led Bears in tackles in eight of final 10 games, including playoff contest... Tied for team lead with 10 tackles in season-opener at BAL (9/9)... Delivered eight tackles and recovered fumble vs MIN (9/23)... Named NFC Defensive Player-of-the-Week after registering eight tackles, first career TD on 90-yard fumble recovery return, third career INT, sack, TFL and forced fumble.

2003 Chicago Bears

The Players

ble at ATL (10/7)... Posted six tackles, including one sack, at CIN (10/21)... Posted four tackles and an INT vs. SF (10/28) while pressuring Terrell Owens into OT-pass drop intercepted by Mike Brown and returned for game-winning TD... Team-high nine tackles vs. GB (11/11)... Led team with season-high 20 tackles at TB (11/18), with 12 solos and one sack... Tied for team-high with 11 tackles and TFL at MIN (11/25)... Topped 100-tackle plateau in season's 11th game with team-high 11 tackles, with one sack, vs DET (12/2)... Posted career-long 41-yard INT return in second-QTR at GB (12/9) along with 10 tackles, with one TFL and an 11-yard sack of Brett Favre... Team-high 11 tackles at TB (12/16)... Named NFC Special Teams Player-of-the-Week after catching go-ahead 27-yard TD pass from Brad Maynard on fake FG play in fourth quarter at WASH (12/23); also posted team-high 10 tackles... Team-high 12 tackles, nine solos, at DET (12/30)... Sat out much of second-half in convincing win vs. JAX (1/6/02), but still recorded sixth sack among five tackles... Team-high 11 tackles, including one sack, in first career postseason appearance in start against Divisional Playoff vs. PHI (1/19/02). **2000** - Burst onto NFL landscape as one of the League's top young defensive talents by performing like a seasoned veteran after assuming the starting middle linebacker position in the third week of the season... Became just third Bear in history to earn NFL Defensive Rookie-of-the-Year honors (Mark Carrier, 1990 and Wally Chambers, 1973)... Became the first Bears rookie Pro Bowler since Mark Carrier (1990) after being selected to team following an injury to Detroit's Stephen Boyd; originally voted a first alternate... Honored as NFL's top defensive rookie by Associated Press, The Sporting News, The Football News, USA Today, Pro Football Weekly and Sports Illustrated... Consensus all-Rookie team selection by every major football publication... Tabbed as second team all-Pro by Football News... Bears recipient of the NFLPA's Unsung Hero Award... Started final 14 regular season games at MLB after opening season as reserve outside linebacker and ended up leading the team with 165 total tackles (after coach's review), eight sacks, 103 solo tackles and seven TFLs... Tied for second on team with two INTs while leading team in tackles in 10 of final 13 contests... Recorded two tackles as reserve OLB at MIN (9/3) in NFL debut... Switched to MLB for first career start vs. NYG (9/17) and posted 13 tackles, including nine solos, two TFLs and his first career sack; sack spurred five-game sack streak, the third-longest rookie streak in NFL history to equal longest rookie streak in Bears history... Team-high 14 tackles vs. DET (9/24) and picked-off first career INT... Team-high 15 tackles, with one sack, vs NO (10/8) highlighted NFC Defensive Rookie-of-the-Month award earned for 43 tackles, four sacks and one fumble recovery posted in four October games... Added to his October accomplishments with first career multi-sack game with two sacks among team-high 11 tackles vs. MIN (10/15), despite suffering rib cartilage separation, to cap five-game sack streak... Team-high 14 tackles, with 10 solos, vs. IND (11/5)... Topped 100-tackle plateau in season's 10th game with season-high 16 tackles at BUF (11/12), faster than all but two Bears since 1993... Squelched fourth-QTR scoring opportunity with INT vs. TB (11/19) during team-leading 10 tackle performance... Team-high 13 tackles, including seventh sack, at SF (12/17)... Recorded nine tackles - with four solos, one and a TFL - to pace team to win in season-finale at DET (12/24)... Recorded two tackles for NFC squad in first career Pro Bowl appearance.

COLLEGE: Became the first player from New Mexico selected in the first-round since Robin Cole was drafted by Pittsburgh in 1977... Versatile player who played outside linebacker and safety on defense, receiver on offense and kick returns... Two-year starter who finished career third on school's all-time charts with 442 tackles... Added three INTs, 11 sacks and 11 forced fumbles... Averaged 18.8 yards on five kickoff returns and 15.1 yards on 13 punt returns... Six of seven catches resulted in TDs... As a senior, earned first-team all-America selection by Walter Camp, Football Writers Association of America and *Associated Press*; second-team choice by *The Sporting News* and *Football News*... All-Mountain Conference first-team and Player-of-the-Year choice... One of three finalists for the Jim Thorpe Award, given to the top defensive back in college football... First-team all-Mountain West selection as a junior when he started every game at safety and led the entire nation with a school-record 178 tackles... Majored in criminology.

PERSONAL: Had jersey number 11 retired during "Brian Urlacher Day" ceremonies at Lovington (N.M.) H.S. in February, 2001... All-state selection as receiver and safety led club to 14-0 record and state title as senior while catching 61 passes for 15 TDs, returning four punts and two kickoffs for TDs and rushing for two more TDs... Also all-district in basketball... Active supporter of the Special Olympics in the Chicagoland area and in his home state of New Mexico... He and wife Laurie have one daughter, Pamela... Younger brother, Casey, lived in his Lake Bluff residence while playing football at Lake Forest College from 1999-2001... Spends approximately one month each offseason training with renowned fitness specialist Chip Smith at Competitive Edge Sports in Atlanta... Sales of his replica jersey were tops among all NFL players throughout the 2002 season... Has appeared in humorous Chunky Soup commercials with his mother, Lavoyda, the last two years... Donated \$40,000 worth of football and weightlifting equipment to Lovington H.S. in 2002.

Urlacher's Pro Stats

	Int-Yds	Tkls-Solo	FF	FR	TFL	PD	Sack-Yds	G-GS
2000 Bears	2-19	165-103	0	1	7	2	8-49	16-14
2001 Bears	3-60	148-92	1	2	4	4	6-37	16-16
2002 Bears	1-0	214-159	2	2	19	7	4.5-35	16-16
Career	6-79	527-354	3	5	30	13	18.5-121	48-46

ADDITIONAL STATS: Touchdowns - 2: 90-yard fumble return at ATL (10/7/01); 27-yard reception at WASH (12/23/01). **Special Teams Tackles** - 4: 2000 (4). **Receiving** - 2001 (1 for 27). **Passing** - 2002 (0 for 1).

POSTSEASON

2001 Bears	0-0	11-9	0	0	0	0	1-7	1-1
Career	0-0	11-9	0	0	0	0	1-7	1-1

URLACHER'S SINGLE-GAME CAREER HIGHS

Tackles: 20 at TB (11/18/01)

Solos: 13 at CAR (12/22/02)

Sacks: 2, last at ATL (9/15/02)

Interceptions: 1, last vs. NE (11/10/02)

BRIAN URLACHER'S GAME-BY-GAME DEFENSIVE STATS

22-24 Regular Season Starting Record (0-1 Postseason)

2000	W/L	Opponent	Tkls-Solo	FF	FR	TFL	PD	Int-Yds	Sacks-Yds
9/3	L	at Minnesota	2-0	0	0	0	0	0-0	0-0
9/10	L	at Tampa Bay	6-2	0	0	0	0	0-0	0-0
*9/17	L	N.Y. GIANTS	13-9	0	0	2	0	0-0	1-8
*9/24	L	DETROIT	14-9	0	0	0	1	1-0	1-6
*10/1	W	at Green Bay	10-6	0	1	0	1	0-0	1-6
*10/8	L	NEW ORLEANS	15-7	0	0	1	0	0-0	1-7
*10/15	L	MINNESOTA	11-5	0	0	0	0	0-0	2-15
*10/22	L	at Philadelphia	7-5	0	0	0	0	0-0	0-0
*11/05	W	INDIANAPOLIS	14-10	0	0	0	0	0-0	0-0
*11/12	L	at Buffalo	16-10	0	0	2	0	0-0	0-0
*11/19	W	TAMPA BAY	10-6	0	0	0	1	1-19	0-0
*11/26	L	at N.Y. Jets	8-6	0	0	0	0	0-0	0-0
*12/03	L	GREEN BAY	7-5	0	0	0	0	0-0	0-0
*12/10	W	NEW ENGLAND	10-7	0	0	1	0	0-0	0-0
*12/17	L	at San Francisco	13-5	0	0	0	0	0-0	1-1
*12/24	W	at Detroit	9-4	0	0	1	0	0-0	1-6
Totals	5-9		165-96	0	1	7	3	2-19	8-49

2001	W/L	Opponent	Tkls-Solo	FF	FR	TFL	PD	Int-Yds	Sacks-Yds
*9/9	L	at Baltimore	10-7	0	0	0	0	0-0	0-0
*9/23	W	MINNESOTA	8-5	0	1	0	0	0-0	0-0
*10/07	W	at Atlanta	8-2	1	1	1	1	1-10	1-3
*10/14	W	ARIZONA	6-4	0	0	1	0	0-0	0-0
*10/21	W	at Cincinnati	6-4	0	0	0	0	0-0	1-9
*10/28	W	SAN FRANCISCO	4-4	0	0	0	0	1-9	0-0
*11/04	W	CLEVELAND	7-3	0	0	0	0	0-0	0-0
*11/11	L	GREEN BAY	9-6	0	0	0	0	0-0	0-0
*11/18	W	at Tampa Bay	20-12	0	0	0	0	0-0	1-4
*11/25	W	at Minnesota	11-8	0	0	1	0	0-0	0-0

2003 Chicago Bears

The Players

*12/2	W	DETROIT	11-5	0	0	0	0	0-0	1-1
*12/9	L	at Green Bay	10-5	0	0	1	0	1-41	1-11
*12/16	W	Tampa Bay	11-7	0	0	0	0	0-0	0-0
*12/23	W	at Washington	10-9	0	0	0	0	0-0	0-0
*12/30	W	at Detroit	12-9	0	0	0	0	0-0	0-0
*1/6	W	JACKSONVILLE	5-2	0	0	0	0	0-0	1-9
Totals	13-3		148-92	1	2	4	1	3-60	6-37

POSTSEASON

*1/19	L	PHILADELPHIA	11-9	0	0	0	0	0-0	1-7
Totals	0-1		11-9	0	0	0	0	0-0	1-7

2002	W/L	Opponent	Tkls-Solo	FF	FR	TFL	PD	Int-Yds	Sacks-Yds
*9/8	W	MINNESOTA	17-12	0	0	2	0	0-0	0-0
*9/15	W	at Atlanta	13-9	0	1	2	0	0-0	2-17
*9/22	L	NEW ORLEANS	11-8	1	0	0	0	0-0	0-0
*9/29	L	at Buffalo	15-12	0	0	0	0	0-0	0-0
*10/7	L	GREEN BAY	11-9	0	0	0	0	0-0	0-0
*10/20	L	at Detroit	14-12	0	0	1	0	0-0	0-0
*10/27	L	at Minnesota	15-11	0	0	0	0	0-0	0-0
*11/3	L	PHILADELPHIA	13-10	0	0	3	1	0-0	1-6
*11/10	L	NEW ENGLAND	13-10	0	0	1	2	1-0	0-0
*11/18	L	at St. Louis	12-8	0	0	2	0	0-0	1-9
*11/24	W	DETROIT	14-10	0	0	1	2	0-0	0-0
*12/1	L	at Green Bay	11-8	0	0	1	0	0-0	0-0
*12/9	L	at Miami	12-9	1	0	1	0	0-0	0-0
*12/15	W	N.Y. JETS	11-7	0	0	1	1	0-0	0-0
*12/22	L	at Carolina	19-13	0	1	4	0	0-0	0-0
*12/29	L	TAMPA BAY	13-11	0	0	0	1	0-0	0.5-3
Totals	4-12		214-159	2	2	18	7	1-0	4.5-35

* Denotes Game Started

BEARS LEADING TACKLERS

Year	Name	Pos	Tackles	Year	Name	Pos	Tackles
2002	Brian Urlacher	LB	214	1988	Mike Singletary	LB	170
2001	Brian Urlacher	LB	148	1987	Dave Duerson	S	116
2000	Brian Urlacher	LB	165	1986	Gary Fencik	S	130
1999	Barry Minter	LB	149	1985	Gary Fencik	S	118
1998	Marty Carter	SS	159	1984	Mike Singletary	LB	116
1997	John Mangum	FS	149	1983	Mike Singletary	LB	147
1996	Marty Carter	SS	180	1982	Gary Fencik	S	82
1995	Marty Carter	SS	158	1981	Gary Fencik	S	135
1994	Joe Cain	LB	129	1980	Gary Fencik	S	125
1993	Dante Jones	LB	189	1979	Jerry Muckensturm	LB	111
1992	Mike Singletary	LB	135	1978	Gary Fencik	S	130
1991	Mike Singletary	LB	124	1977	Gary Fencik	S	133
1990	Mike Singletary	LB	151	1976	Don Rives	LB	165
1989	Mike Singletary	LB	151	1975	Doug Plank	S	123



CHRIS VILLARRIAL

Guard

6-3 318

June 9, 1973

Indiana (Pa.)

Bears season: 8 NFL Season: 8

Acquired in 5th round of the 1996 draft

58

PRO CAREER: A fixture at right guard for the Bears for most of the last seven seasons, starting 71 games... Missed only three starts and two games played over the past five years... Started every game in which he played from 9/1/97-10/15/00, a streak of 49 games... Returned to right guard in 1998 after moving to center for the 1997 season... As a rookie, made an immediate impact by starting eight of 14 games played at right guard ... Originally drafted in the fifth round (152nd overall) by Chicago in 1996.

2002 SEASON: Injured right thumb in preseason action, but still started 15 games at RG while missing just one contest... Made at least 15 starts for the fifth consecutive season... Made sixth consecutive season-opening start for Chicago as RG vs. MIN (9/8); his 25th consecutive start overall... Started at DET (10/20), but missed time in second QTR due to right thumb re-injury... Inactive due to low back spasms vs. PHI (11/3) to end his 31-game starting streak... Started at RG at MIA (12/9), but left game in second QTR due to low back spasms. **GAMES PLAYED-STARTED: 15-15**

PREVIOUS SEASONS: 2001 - Formed solid right side of offensive line which allowed the fewest sacks in the NFL... Started all 16 regular season games, plus the playoff contest, at RG... Left game after straining right hip vs. CLE (11/4) in 15th consecutive start at RG... Started 75th career game at MIN (11/25)... His 25th straight start came in his first career postseason appearance in Divisional Playoff vs. PHI (1/19/02). **2000** - Started first seven games of season to run career-long consecutive games started streak to 49 before suffering a strained groin vs. MIN (10/15) that kept him out of the starting lineup at PHI (10/22). **1999** - Started 15 of 16 games at RG... Started first 14 games before suffering hamstring pull vs. DET (12/19)... Gameday Inactive at STL (12/26) due to injury... Returned to start season-finale vs. TB (1/2/00). **1998** - Started all 16 games at RG for first time in career after returning to guard from center during offseason. **1997** - Shifted to center during offseason and began season as the starter after spending rookie season at guard... Started first game at center on *Monday Night Football* at GB (9/1)... Forced to start at LG vs. MIN (9/7) due to Todd Perry injury; broke left fibula in second QTR... Missed Weeks 3-7 with broken leg... Returned to starting at center for final nine games, beginning at MIA (10/27). **1996** - Played in first four games on special teams... Started first NFL contest at RG for injured Todd Burger vs. OAK (9/29)... Started vs. GB (10/6) but left game after suffering concussion during opening kick of second half... Gameday Inactive at NO (10/13)... Returned to start next five games at RG... Dressed but DNP at GB (12/1)... Returned to RG vs. STL (12/8)... Played on special teams in final two contests.

COLLEGE: Three-year starter at Indiana University of Pennsylvania... Named Little all-American by several news agencies after senior campaign... First-team all-Eastern College Athletic Conference and all-Pennsylvania State Athletic Conference first-team selection... Ranked as the strongest player at the 1996 NFL combine, bench-pressing 225 pounds 36 times... Had collegiate No. 75 retired on Oct. 28, 2000 during game vs. Clarion University; one of only three Indians to be so honored, including current-Saints Head Coach Jim Haslett (1975-78)... Majored in education for the exceptional child.

PERSONAL: All-state choice as two-way lineman at Hershey (Pa.) H.S... Also lettered in volleyball, wrestling and track... Performed as shot put and discus thrower in college... Active supporter of the Special Olympics in Chicagoland... The middle of five children of Larry and Barb Villarrial... He and wife Kristen have one son, Levi... Owns three dogs and started a horse-breeding farm last year near his home in Pennsylvania.

Villarrial's Pro Stats

Games-Starts - 103-96: 1996 (14-8); 1997 (11-11); 1998 (16-16); 1999 (15-15); 2000 (16-15); 2001 (16-16); 2002 (15-15).

POSTSEASON

Games-Starts - 1-1: 2001 (1-1).

2003 Chicago Bears

The Players



TED WASHINGTON

Defensive Tackle

6-4 375

April 13, 1968

Louisville

Bears season: 3 NFL Season: 13

Acquired as unrestricted free agent in 2001

92

PRO CAREER: The interior run-stopping force and anchor of Chicago's defensive line returns to start at left defensive tackle after a leg injury limited him to a career-low two games played (both starts) in 2002... Veteran of 12 NFL seasons is four-time Pro Bowler, selected after the 1997, 1998, 2000 and 2001 seasons... Demonstrated his longevity with streaks of 119 consecutive regular season games played (11/27/94 through 9/15/02) and 88 consecutive games started (12/10/95 through 10/28/01)... Named to Pro Bowl in first season with the Bears, leading d-line that allowed an average of just 82.1 rushing yards per game, the second lowest in the NFL in 2001... Joined Bears as an unrestricted free agent (4/10/01) after spending previous six years with Buffalo... Finished Bills career with streak of 83 straight starts after starting all 16 games each of his final five seasons in Buffalo, starting 95 of 96 games played with team overall... Earned Pro Bowl nod in 2000 in 86-tackle final season with Buffalo... Key member of Bills defense that lead the NFL in 1999... Named to Pro Bowl in 1998 after posting 101 tackles, one INT and career-high 4.5 sacks... Chosen for first career Pro Bowl in 1997 with 124 tackles, six pass deflections and four sacks... Recorded career-high 130 tackles and 3.5 sacks in 1996... Began Bills career with then-career bests of 86 tackles and 2.5 sacks in 1995 after signing with team as an unrestricted free agent (2/25/95)... Spent an 82-tackle season with Denver in 1994 after being traded from San Francisco in the offseason (4/20/94)... Suffered broken leg in final game with the 49ers after recording 97 tackles and six sacks while starting 18 of 44 regular season games during his three seasons in San Francisco... Originally drafted in the first round (25th overall) by the 49ers in 1991.

2002 SEASON: Durable veteran began second season in Chicago as the team's starting left defensive tackle before going on Injured Reserve for first time in his career after suffering fractured left fibula and torn Lis franc ligament in his left foot in Week Two... Started 10th consecutive season-opener, recording eight tackles (two TFLs) and one pass deflection vs. MIN (9/8)... Started 12th consecutive game at LDT at ATL (9/15) and posted one tackle before leaving game with left leg injury early in second QTR... Injury forced him to miss game vs. NO (9/22), ending his streak of consecutive regular season games played at 119... Gameday Inactive Games 3-11, before being placed on Injured Reserve on Nov. 29 for the final five contests. **GAMES PLAYED-STARTED: 2-2**

PREVIOUS SEASONS: 2001 - Named to fourth career Pro Bowl in first year with Chicago, starting 15 of 16 games played at left defensive tackle... Named first-team all-Pro by the NFL/Associated Press, Football Digest and The Sporting News; recording 50 tackles, 1.5 sacks and five pass deflections... Selected as Howie Long's Toughman-of-the-Year, for which he was given a pick-up truck courtesy of Ford Motors and Fox... Received all-NFC honors from Football News... Delivered four tackles and forced two fumbles in Bears debut at BALT (9/9)... Assisted on one tackle vs. MIN (9/23) in 85th consecutive start... Posted four solo tackles and one PD at ATL (10/7)... Ended 88-game starting streak by coming off the bench for the first time since 1995, tallying four tackles vs. SF (10/28); added one PD... Notched five tackles, including two solos and one TFL, vs. CLE (11/4); added one PD... Registered three tackles vs. GB (11/11) and recovered a fumble... Tied d-line lead with five tackles vs. DET (12/2), including a half sack, his first with the Bears... Recorded season-high six tackles at GB (12/9)... Tied for d-line lead with five tackles, including a sack, at WASH (12/23)... Posted one tackle in Divisional Playoff vs. PHI (1/19/02). **2000** - Returned to Pro Bowl status after recording 86 tackles while forming one of the NFL's top interior run-stuffing duos with Pat Williams... Extended streak of consecutive starts to 83 while starting all 16 games for the fifth straight year... Recorded nine tackles in season-opener vs. TEN (9/3)... Posted first sack of season, among four tackles, vs. GB (9/10)... Picked up season-high 12 tackles at NYJ (9/17)... Recorded six tackles at MIA (10/8)... Notched 11 tackles vs. SD (10/15)... Recorded four tackles and a season-best 1.5 sacks vs. TB (11/26)... Recorded six tackles vs. MIA (12/3)... Posted eight tackles vs. NE (12/17)... Played sparingly in season finale at SEA (12/23) due to the flu. **1999** - Started all 16

games for Buffalo for fourth straight season... Began fifth season as Bills starter at IND (9/12) and recorded six tackles... Posted four tackles, including a half sack, vs. NYJ (9/29)... Recorded six tackles vs. PIT (10/10)... Season-high 13 tackles vs. OAK (10/17)... Picked up eight tackles at SEA (10/24)... Registered seven tackles at NYJ (11/21)... Recorded six tackles and season-high two sacks vs. NE (11/28)... Started Wild Card Game at TEN (1/8/00). **1998** - Named to Pro Bowl squad for the second consecutive season with career-high 4.5 sacks in 16 starts at nose tackle for Buffalo... Topped 100-tackle barrier for third straight season... Helped Bills held final seven opponents and 10 overall to less than 100 yards rushing... Split sack with Bruce Smith at MIA (9/13) while tallying seven tackles... Recorded first points of NFL career vs. ATL (9/20) when he tackled Greg Hill in the end zone for fourth-QTR safety... Harassed rookie QB Peyton Manning at IND (10/11) while recording three tackles, three PDs, and his second career INT... Season-high 10 tackles vs. JAX (10/18)... Picked up eight tackles and one sack which forced a fumble vs. MIA (11/1)... Recorded one sack at NE (11/29) among three tackles... Recorded sack on first play from scrimmage at CIN (12/6)... Made eighth career playoff appearance in Wild Card Game at MIA (1/2/99). **1997** - Earned first Pro Bowl berth while starting all 16 games for Buffalo at nose tackle... Also honored as first-team all-Pro by Sports Illustrated, first-team all-NFL by Football Digest, and all-AFC by Football News and Pro Football Weekly... Led Bills with 124 tackles (105 solos), topping 100 tackles for the second straight season... Also recorded four sacks, notching two solo sacks while splitting four with teammates, and career-high six PDs... Left game and did not return at IND (10/20) after suffering second-QTR eye injury... Created turnover vs. MIA (11/2) when he batted a Dan Marino pass intercepted by Sean Moran... Led team and set personal best with 17 tackles (16 solos) at CHI (12/7); recording his 500th career tackle and 100th of the season that game. **1996** - Top statistical season of his career came in second year with Bills as he recorded 130 total tackles (105 solos) to rank third on Buffalo with the second highest total by a d-lineman in team history... Paced Bills defense to NFL's top ranking against the run... Recorded first sack of season at NYG (9/1)... Blocked FG vs. NE (9/8)... Tied for team lead with 12 tackles at PHI (11/10)... Recorded first multi-sack game of career with two at IND (12/1)... Team-high eight tackles vs. KC (12/22)... Led d-line with 10 tackles in Wild Card Game vs. JAX (12/28). **1995** - Joined Buffalo as one of three heralded unrestricted free agent defenders to sign with the team during the offseason... Anchoring the interior of the Bills 3-4 defense, helped lead unit to a marked improvement with a then-career-high 86 tackles and 2.5 sacks while starting 15 of 16 games at nose tackle... Made statement to former team in season-opener at DEN (9/3) by recording 10 tackles in Bills debut... Notched first sack of year vs. CAR (9/10)... Recorded five tackles, including one sack, at MIA (10/29)... Start at STL (12/10) kicked-off his 88-game start streak which lasted until 2001. **1994** - Started all 15 games in which he played during his lone season in Denver, posting a then-career-high 82 tackles with two sacks... Forced two turnovers in epic Monday Night Football battle vs. KC (10/17); deflected pass caught by a teammate for an INT and forced fourth-QTR fumble that led to temporary lead... Did not play vs. ATL (11/20)... Forced fumble vs. CIN (11/27) while starting his 119-game played streak which lasted until 2002... Recorded first career INT at SD (10/23), picking off Stan Humphries with a five-yard return. **1993** - Started all 12 games played during final season in San Francisco, missing four games due to pinched nerve and shoulder injury... Finished season with 41 tackles and three sacks... Created turnover vs. LA Rams (10/31) by deflecting pass that turned into an INT... Led team with six tackles and one sack on Monday Night Football vs. NO (11/22)... Broke his leg in NFC Championship vs. DAL (1/23/94). **1992** - Started six of 16 games played, splitting time between nose tackle and defensive end, and finished the year with 35 tackles and two sacks... Recorded first sack of year and one PD at NYJ (9/20)... Posted three tackles vs. NO (11/15) in first of four starts... Notched three tackles and one PD in Divisional Playoff vs. WASH (1/9/93)... Recorded five tackles in NFC Championship vs. DAL (1/17/93). **1991** - Finished rookie season with 21 tackles (20 solos), with one sack, while participating in all 16 games for the 49ers... Registered first NFL tackle in NFL debut at NYG (9/2) and first NFL sack at ATL (11/3).

COLLEGE: Stands as the third highest draft pick ever from Louisville behind LB Otis Wilson (19th round, Bears 1980) and G Bruce Armstrong (23rd round, Patriots 1987)... Recorded 294 tackles with 27 sacks and one INT while starting 34 of 45 games during his U of L career (1987-90)... Played on inside and outside on the d-line during his four-year career and recorded seven sacks each of his final three seasons... Finished his senior season as a Redbird as an all-South Independent selection with 76 tackles, 15 TFLs and three blocked field goals, closing career with Fiesta Bowl win over Alabama... Played in the Senior and Japan Bowls... Registered four games of 10 or more tackles on his way to 66 tackles as a junior... Named all-Metro Conference with career-high 86 tackles as a sophomore... Majored in physical education.

2003 Chicago Bears

The Players

PERSONAL: One of the NFL's most active players in terms of community involvement and has been a nominee for NFL Man of the Year numerous times as well as a nominee for the NFLPA's Byron "Whizzer" White Award for community service... The Bears recipient of 2002 Ed Block Courage Award... Player chairperson of 2002 Hunt for Food and Shelter, a fundraiser to benefit food pantries and shelters... Named 2002 Bears United Way spokesperson, taping a television commercial focusing on trust and teamwork... Also supported a Thanksgiving turkey drive for disadvantaged families and churches and the 14th Annual Bears Coat Drive in 2002... Continues to administer the Ted Washington Foundation, a foundation he organized in 1997, focusing on programs that serve the education and physical needs of youth at risk... His foundation formed a computer based, internet-driven kids club called "Ted's Troops", creating an online book club to promote reading among youths... As a member of the Bills, was particularly involved in Buffalo's Multiple Sclerosis Society through which he participated in a fundraising campaign called "Ted Tackles MS"... Also donated 30 tickets per game to local students involved with the Junior Achievement program as part of a program called "Washington's Generals"... Family appeared in the Bills' 1998 United Way television spot... Participated in football, baseball, track and wrestling at Tampa (Fla.) Tech H.S... Was Florida state champion in wrestling as a senior in the unlimited weight class... Father (Ted) played LB for the Oilers (1973-82)... He and wife Verlisa have five children: daughters Ashley, Allison, Adrienne and sons Teddy and Thadeus.

Washington's Pro Stats

		Int-Yds	Tkls-Solo	FF	FR	TFL	PD	Sack-Yds	G-GS
1991	San Fran.	0-0	21-20	0	0	NA	0	1-4	16-0
1992	San Fran.	0-0	35-27	0	0	NA	2	2-15	16-6
1993	San Fran.	0-0	41-36	0	0	NA	5	3-15	12-12
1994	Denver	1-5	82-49	2	0	NA	3	2-8	15-15
1995	Buffalo	0-0	86-55	0	0	NA	2	2.5-NA	16-15
1996	Buffalo	0-0	130-105	0	0	NA	3	3.5-NA	16-16
1997	Buffalo	0-0	124-105	1	1	NA	6	4-NA	16-16
1998	Buffalo	1-0	101-65	1	0	NA	0	4.5-NA	16-16
1999	Buffalo	0-0	87-47	0	0	NA	1	2.5-NA	16-16
2000	Buffalo	0-0	86-57	1	0	NA	0	2.5-NA	16-16
2001	Bears	0-0	50-28	2	1	1	5	1.5-11	16-15
2002	Bears	0-0	9-2	0	0	2	1	0-0	2-2
<i>Bears Career</i>		<i>0-0</i>	<i>59-30</i>	<i>2</i>	<i>1</i>	<i>3</i>	<i>6</i>	<i>1.5-11</i>	<i>18-17</i>
Career		2-5	852-596	7	2	3	28	29-53	173-145

ADDITIONAL STATS: Field Goal Blocks - vs. NE (9/8/96). Safety - vs. STL (9/20/98).

POSTSEASON

1992	San Fran.	0-0	8-6	0	0	NA	0	0-0	2-0
1993	San Fran.	0-0	2-2	0	0	NA	0	0.5-4	2-0
1995	Buffalo	0-0	19-14	0	0	NA	0	0-0	2-2
1996	Buffalo	0-0	10-7	0	0	NA	0	0-0	1-1
1998	Buffalo	0-0	6-1	0	0	NA	0	0-0	1-1
1999	Buffalo	0-0	3-2	0	0	NA	0	0-0	1-1
2001	Bears	0-0	1-1	0	0	0	0	0-0	1-1
Career		0-0	49-33	0	0	0	0	0.5-4	10-6


WASHINGTON'S SINGLE-GAME CAREER HIGHS

Tackles: 17 at CHI (12/7/97)

Solos: 16 at CHI (12/7/97)

Sacks: 2, last vs. NE (11/28/99)

Interceptions: 1, last at IND (10/11/98)

**DEZ WHITE****Wide Receiver****6-1 215****August 23, 1979****Georgia Tech****Bears season: 4 NFL Season: 4****Acquired in 3rd round of the 2000 draft****80**

PRO CAREER: Has improved his receiving numbers each year of his NFL career... Finished second on team to Marty Booker in receptions and receiving yards in 2001 and 2002... Established new career-highs in receptions, receiving yards and TDs in 2002 while demonstrating big-play potential with Bears season-long reception of 76 yards... Stepped into starting lineup in 2001 after seeing limited action as a rookie... Originally drafted in the third round (69th overall) by Chicago in 2000.

2002 SEASON: Earned starting wide receiver position in training camp and followed with career-high production, ranking second on Bears with 51 catches for 656 yards and 4 TDs... Caught three passes for 41 yards vs. NO (9/23), including 10-yard TD - his first since Oct. 15, 2000... Totaled six receptions for 70 yards vs. GB (10/7) in his *Monday Night Football* debut while returning his first two career kickoffs for a 23.5-yd. avg... Led Bears with three catches for 70 yards at DET (10/20), including 38-yard play... Tied for Bears lead with four catches for 65 yards at MIN (10/27)... Set career-highs with eight catches for 106 yards vs. DET (11/24), including two key fourth-QTR receptions - the first an acrobatic, leaping 23-yard TD and the second a 33-yard catch on fourth-and-20 to set up game-tying FG... Caught five passes for 39 yards at GB (12/1)... Recorded first career multi-TD game in start at CAR (12/22), leading Bears with 81 receiving yards on two catches including career-long 76-yard TD from Chris Chandler and five-yard TD in fourth QTR from Henry Burris.

GAMES PLAYED-STARTED: 16-14

PREVIOUS SEASONS: 2001 - Started six of 14 games played, ranking as Chicago's second-leading receiver with 45 catches for 428 yards... Also made postseason debut... Caught three passes for 44 yards with long play of 20 yards at BALT (9/9) in first career start... Doubled season's total with then-career-high seven catches for team-high 68 yards vs. SF (10/28)... Equaled season-high of seven receptions for then-career-high 92 yards vs. CLE (11/4)... Posted third consecutive seven-catch game (45 yards) vs. GB (11/11)... Caught team-high four passes for 32 yards at MIN (11/25)... Caught two passes for 23 yards vs. DET (12/2) while starting in three-wideout set... Tied for team-lead with five catches for 48 yards at GB (12/9)... Equaled team-high with three receptions for 32 yards vs. TB (12/16) with a long play of 26 yards... Inactive Games 15-16 due to hamstring injury suffered in practice on Dec. 28... Came back in postseason to lead Bears in receiving with four catches for 30 yards in Divisional Playoff vs. PHI (1/19/02). **2000** - Caught 10 passes for 87 yards while playing 15 games as a rookie... Made NFL debut at TB (9/10), catching two passes for 15 yards... Scored first TD on career-long 25-yard strike from Cade McNown vs. MIN (10/15)... Hauled in two catches for 20 yards vs. GB (12/3) and again at DET (12/24).

COLLEGE: Entered draft following junior season at Georgia Tech (1997-99), ranking second on school's all-time receiving list with 90 catches for 1,833 yards while his 14 career TDs is tied for best in GT history... Finished sixth in school annals with 3,601 all-purpose yards and second in kickoff return yards with 1,701... One of just three Yellow Jackets to return two kickoffs for a TD in career... Earned second-team all-Atlantic Coast Conference honors as sophomore and junior after serving as Tech's return specialist as freshman... One of 10 finalists for Biletnikoff Award, given to nation's top receiver, as a sophomore... Co-MVP of Gator Bowl vs. Notre Dame that season after catching second-half TD passes of 44 and 55 yards... Averaged 20.4 yards per catch in two seasons as receiver... Majored in management.

2003 Chicago Bears

The Players

PERSONAL: Consensus first-team all-American helped lead Bolles H.S. (Orange Park, Fla.) to a four-year record of 54-5... Kicked 43-yard FG in state title game as senior... Also an all-state pick in soccer... Lettered three times in football, twice in track and four times in soccer... Scored seven TDs as a senior: three receiving, three punt returns and one kickoff return... Uncle, Adrian White, played in NFL for the Giants, Packers and Patriots... Youngest of two children of Desiree Allen.

White's Pro Stats

	Rec	Yds	Avg	LG	TD	G-GS
2000 Bears	10	87	8.7	25t	1	15-0
2001 Bears	45	428	9.5	32	0	14-6
2002 Bears	51	656	12.9	76t	4	16-14
Career	106	1,171	11.0	76t	5	45-20

ADDITIONAL STATS: Rushing - 4 for 9, long of 21: 2000 (1-(-2)); 2002 (3-11, long of 21).

POSTSEASON

2001 Bears	4	30	7.5	12	0	1-0
Career	4	30	7.5	12	0	1-0

WHITE'S SINGLE-GAME CAREER HIGHS

Receptions: 8 vs. DET (11/24/02)

Receiving Yards: 106 vs. DET (11/24/02)

Long Reception: 76t at CAR (12/22/02)

Receiving TDs: 2 at CAR (12/22/02)

HALAS HALL

The Chicago Bears moved into Halas Hall at Conway Park on March 3, 1997. The 38-acre complex is located in Lake Forest on Route 60 just east of the Tri-State Tollway, approximately four miles from the former Halas Hall. The building is dedicated to Bears' founder, President and Coach George Halas. The original Halas Hall, on the Lake Forest College campus, was dedicated by Coach Halas in the name of his son, Mugs, in 1979.

The modern complex includes a 100,000 square foot office building, indoor practice facility, and 2 1/2 outdoor practice fields, surrounded by a jogging path. The remaining land will be unused, allowing the team flexibility for future expansion. One of the two 100-yard outdoor fields is equipped with 14 miles of underground heating tubes, enabling the grass to remain soft and growing into early winter, as well as five miles of drain tubing that can capture and disperse nine inches of rainfall per hour, and 2.5 miles of cooling pipes for the grass roots. The Walter Payton Center, an indoor facility, is a rigid structure, as opposed to the inflated "bubble" the team used from 1990-96, and includes a full 100-yard field, an all-purpose floor for basketball, and a racquetball court. The structure is 85 feet high, 200 feet wide, and 400 feet long—20 feet higher and 140 feet longer than the Bubble. Remote controlled video cameras film the action below for coaches' use.

The building sits on a wetlands site; the architect chose an open-feeling design with features reminiscent of Frank Lloyd Wright's work. Halas Hall itself covers just three acres of the property, while wetlands cover six. The east side cladding of the building is 83,000 linear feet of cedar, while the west side is constructed of pre-cast panels. The panels were made by an architectural precasting firm that laid rough sawn cedar in the casting beds. When the panels dried, the cedar was stripped from the concrete, giving the panels their board-formed or wooden look.

The main building is almost two football fields long and 100 feet wide. The old Halas Hall had 32,000 square feet of space, while the new building has 100,000. In fact, the entire former Halas Hall would fit into the basement of the new building. Furthermore, the old lockerroom was 1,400 square feet, while the new one is about 3,000, has 62 lockers with room to quickly expand to 100, and 4 natural light wells (allowing full lighting without electricity on sunny days). The weight room—perhaps the most spectacular aesthetic area of the complex—is 7,000 square feet, almost four times the size of the 1,800 square foot workout area at the old building. The glass wall on the east side of the weight room is 28 feet high, perfect for viewing the white-tailed deer on their evening romps across the complex grounds. A two-lane lap pool is behind the weight room, and its sixty foot lanes have built-in resistance currents. The training room is five times the size of its predecessor, and boasts a doctors' office, x-ray facility, medical records storeroom, casting room, whirlpool, cold-dip plunge, steam room, and sauna. The football needs are met with eight classrooms, two large meeting room/classroom, and a 150-seat auditorium capable of hosting seminars, television productions and football players.

2003 Chicago Bears

The Players



ROOSEVELT WILLIAMS

Cornerback

6-0 196

September 10, 1978

Tuskegee

Bears season: 2 NFL Season: 2

Acquired in 3rd round of the 2002 draft

20

PRO CAREER: Provides Bears with youthful depth in the secondary... Showed promise for play-making abilities with two fumble recoveries and three PDs in limited defensive duty... Originally drafted in the third round (72nd overall) by Chicago in 2002.

2002 SEASON: Reserve cornerback played in 13 games as a rookie, starting two at LCB due to injury... Participated in Games 2-7 and 10-16 - starting Games 14-15 - and ranked second on Bears with two fumble recoveries... Listed as Gameday Inactive in season-opener vs. MIN (9/8)... Made NFL debut on special teams at ATL (9/15)... Recorded one special teams tackle in *Monday Night Football* debut vs. GB (10/7)... Made first appearance as reserve CB at MIN (10/27)... Listed as Gameday Inactive vs. PHI (11/3) and vs. NE (11/10)... Posted 46-yard return on fumble recovery at GB (12/1)... Assisted on first career tackle as reserve CB at MIA (12/9) on *MNF*... First career start came vs. NYJ (12/15) at LCB for injured R.W. McQuarters and recovered game-clinching fourth-QTR fumble to go with key PD and five tackles... Equaled season-high with five tackles at CAR (12/22) in second straight start; added two PDs. **GAMES PLAYED-STARTED: 13-2**

COLLEGE: Compiled a decorated collegiate career with two seasons at Tuskegee Institute after playing the previous two campaigns at conference-rival Savannah State... Earned first-team all-Southern Intercollegiate Athletic Conference honors all four years, concluding his career with 61 pass defenses and 13 interceptions while making 97 tackles (74 solos) in 46 games... Also returned 44 kickoffs for 1,114 yards (25.3 avg) and one TD... As a senior, was Little all-American choice by The NFL Draft Report, Sheridan Black Network all-American first-team pick and named to the Black College Sports Page "Baad" team... Started 12 games at CB and did not allow a reception in six of twelve games, registered 14 tackles, five INTs and 12 PDs... Gained 77 yards on two kickoff returns (38.5 avg)... In first season at Tuskegee, was Sheridan Black Network and Street & Smith's all-American first-team choice as a junior, recording career-high 32 tackles, three fumble recoveries, one forced fumble, four INTs and 23 PDs... Added 155 yards on nine kickoff returns (17.2 avg)... Started every game at RCB as a sophomore in his second season at Savannah State, recording 30 tackles with two INTs and nine PDs... Returned 13 kickoffs for 305 yards (23.5 avg)... As a freshman, ranked tenth in the nation with 20 kickoff returns for 577 yards (28.9 avg.) and one TD while registering 21 tackles, 17 PDs and two INTs... Redshirted one season at Savannah State after originally enrolling at Florida State and being ruled academically ineligible... Competed in the decathlon as a senior at Tuskegee... Majored in physical education.

PERSONAL: All-City first-team selection in both football and track at Terry Parker H.S. (Jacksonville, Fla.)... Son of Mary and Roosevelt Williams, Sr.

Williams' Pro Stats

	Int-Yds	Tkls-Solo	FF	FR	TFL	PD	Sack-Yds	G-GS
2002 Bears	0-0	11-7	0	2	0	3	0-0	13-2
Career	0-0	11-7	0	2	0	3	0-0	13-2


ADDITIONAL STATS: Special Teams Tackles - 2: 2002 (2).

WILLIAMS' SINGLE-GAME CAREER HIGHS

Tackles: 5, last at CAR (12/22/02) Solos: 4 at CAR (12/22/02)
Pass Defenses: 2 at CAR (12/22/02)

2003 Chicago Bears

2003 Draftees



MICHAEL HAYNES

Defensive End

6-3 281

September 13, 1980

Penn State

97

Acquired in 1st round (14th overall)

COLLEGE CAREER: The 2002 Big Ten Defensive Player-of-the-Year concluded his five-year Penn State career (1998-2002) ranked third on the school's all-time sacks list... Two-year starter at weak-side defensive end who came into his own as a sack artist in his final season with a career-high and conference-leading 15... Spent redshirt freshman season as a fullback before moving to DE... Finished career with 158 tackles (101 solos), 25.5 sacks, 42 TFLs, five PDs, a fumble recovery and a school career-record eight forced fumbles... Earned Defensive MVP honors at the Senior Bowl.

SENIOR: Earned all-America first-team selection by The NFL Draft Report, Football Writers Association and CNN/SI, adding second-team honors from *Associated Press*... Finalist for the Ted Hendricks Award, given to the nation's premier DE... All-Big Ten Conference first-team pick... Won the Jim O'Hara Award from the coaching staff, presented annually to a defensive player for exemplary conduct, loyalty, interest, attitude and improvement... Started every game at DE, ranking fifth in the nation as he tied Larry Kubin's 1979 school single-season record with 15 sacks... Had 23 TFLs and recorded career-high 80 tackles... Also deflected four passes and recovered one fumble... Set school season record with seven forced fumbles... Recorded six multi-sack games... Totaled seven tackles, 1.5 sacks, three TFLs, a forced fumble and one PD vs. Iowa... Registered 10 tackles with 2.5 sacks vs. Illinois... Forced two fumbles and recorded three sacks and seven tackles vs. Virginia... Closed out his career with five tackles and an assisted sack vs. Auburn in the Capital One Bowl. **JUNIOR:** Played every game, starting 10 contests at DE, posting 41 tackles with four sacks and 11 TFLs... Also batted down one pass. **SOPHOMORE:** Played every game, starting twice at LDE, recording 31 tackles with seven TFLs... Tied for team lead with six sacks... Deflected one pass and caused one fumble. **FRESHMAN:** Shifted to DE from FB in spring drills, playing in nine games... Earned Academic All-Big Ten honors while recording six tackles... Assisted in sacking QB Kurt Kittner and made three tackles vs. Illinois. **REDSHIRT:** Performed on the scout team at FB.

PERSONAL: Majored in animal sciences... Moved to Northern Burlington (N.J.) Regional H.S. for his senior season after beginning his prep career with three years at Balboa (Panama City) H.S. while both of his parents finished their military careers... Played on both sides of the ball as a senior, recording over 100 tackles on defense while averaging over 9.0 yards per carry and catching 17 passes for 366 yards at FB... Named all-South Jersey by the Camden Courier-Post and first-team all-Burlington County as a senior... Also picked to play in 1998 Governor's Bowl, pitting New Jersey against New York... Chosen team MVP as a senior, he was named all-district and all-conference... Was also a goalie on the soccer team for one year and played volleyball for two seasons while at Balboa... Father, Michael, was in the Air Force, while his mother, Catherine, was in the Army... Has lived all over the country, including Pennsylvania, New York, Hawaii, Washington, New Jersey and Panama... Born Michael Washington Augustus Haynes Jr. in Brooklyn, N.Y.... An aspiring veterinarian, he has had many pets during his life, including piranha and a pair of boa constrictors... During summer break in college, served internships with the Center for Wildlife Care (Lemont, Pa.) and Reptiland (Allenwood, Pa.).

Haynes' College Stats

	Int-Yds	Tkls-Solo	FF	FR	TFL	PD	Sack-Yds	G-GS
1999 Penn St.	0-0	6-3	0	0	1	0	0.5-5	9-0
2000 Penn St.	0-0	31-24	1	0	7	1	6-37	12-2
2001 Penn St.	0-0	41-21	0	0	11	1	4-33	11-10
2002 Penn St.	0-0	80-53	7	1	23	4	15-126	13-13
Career	0-0	158-101	8	1	42	6	25.5-201	45-25



REX GROSSMAN

Quarterback

6-1 222

August 23, 1980

Florida

8

Acquired in 1st round (22nd overall)

COLLEGE CAREER: Three-year starter at Florida (1999-02) posting some of the most prolific passing totals in school history... Started 31 of 35 career games played as a Gator and completed 677 of 1,110 passes (61.0 percent) for 9,164 yards, 77 TDs and 36 INTs... Ranks second in school history in completion percentage, third in completions and passing yards and fourth in pass attempts... His 76 career TDs rank second to only Danny Wuerffel's 114 (1993-96) in UF history... Finished second in Heisman Trophy balloting in 2001, becoming just the fifth sophomore to ever finish in the top two, but won the 2001 *Associated Press* National Player-of-the-Year Award.

JUNIOR: Named an all-Southeastern Conference second-team pick by the league's coaches... Started every game, setting school season records by completing 287 of 503 passes (57.1 percent) for 3,402 yards, 22 TDs and a career-high 17 INTs... Earned SEC Player of the Week honors vs. Tennessee, connecting on 20-of-34 passes for 324 yards and three TDs... Finished career with 21-of-41 passing for 323 yards and two TDs vs. Michigan in the Outback Bowl. **SOPHOMORE:** Finished second in Heisman Trophy voting, was a finalist for the Walter Camp National Player-of-the-Year Award, the Maxwell Award (College Player-of-the-Year) and the Davey O'Brien National QB-of-the-Year Award... Named AP National Player-of-the-Year... First-team all-American by AP, Walter Camp Foundation and *Football News*... First-team all-SEC selection while earning the AP SEC Offensive Player-of-the-Year award... Started all 11 regular-season games and completed 259-of-395 passes (65.6 percent) for 3,896 yards with 34 TDs and 12 INTs... Ranked first in nation in pass-efficiency rating (170.8), passing yards per game (354.2), yards per pass attempt (9.86) and yards per play (9.10)... Set school record with 3,896 passing yards, the second-most in SEC history... Joined Heisman Trophy winner Danny Wuerffel as the only Gator QBs with two 400-yard games in a season (464 vs. LSU and 407 vs. Georgia)... Threw for over 300-plus yards in 10 of 11 regular-season games, the most 300-plus games in a season in UF history. **FRESHMAN:** Named first-team all-SEC selection by *The Sporting News* and *Football News*... First-team freshman all-SEC selection and second-team freshman all-America selection by *The Sporting News*... Second-team all-SEC selection by AP... Played in 11 of 12 regular-season games with seven starts... Completed 131 of 212 (61.8 percent) for 1,866 yards with 21 TDs and seven INTs for a 161.5 pass-efficiency rating... Pass-efficiency rating led the SEC, ranked third nationally and ranked as the third best by a freshman in NCAA history... Led the SEC in TD passes, tying for most in the nation by a freshman and ranking as the second-best season total for a freshman in SEC history. **REDSHIRT:** Worked as the scout team QB.

PERSONAL: Majored in travel and tourism... Led Bloomington South (Ind.) H.S. to the 1998 state 5A title, passing for 3,080 yards and 34 TDs in his senior season... Totaled 7,518 passing yards with 97 TDs passes in his prep career... Honored as the 1998 Indiana Player-of-the-Year by *USA Today*... One of seven QBs named to prestigious Parade all-America team... PrepStar named him to its all-America Dream Team and ranked him the top QB in the Midwest region and among the top nine in the nation... SuperPrep named him to its all-America team, selected him as its Midwest Offensive Player-of-the-Year and ranked him among the nation's top 15 QBs... Son of Maureen and Daniel Grossman... Father and grandfather, Rex, both played football at Indiana University.

Grossman's College Stats

	Att	Cmp	Yds	Pct	Lg	TD	Int	Rate	Rush	Yds	Avg	Lg	TD	G-GS
2000 Florida	212	131	1,866	61.8	66	21	7	161.5	27	-76	-2.8	5	0	11-7
2001 Florida	395	259	3,896	65.6	80	34	12	170.8	34	8	1.3	31	5	11-11
2002 Florida	503	287	3,402	57.1	59	22	17	121.6	58	-65	-1.3	18	1	13-13
Career	1,110	677	9,164	61.0	80	77	36	146.8	119	-133	-1.1	31	6	35-31

2003 Chicago Bears

2003 Draftees



CHARLES TILLMAN

Cornerback

6-1 196

February 23, 1981

Louisiana-Lafayette

33

Acquired in 2nd round (35th overall)

COLLEGE CAREER: Four-year starter at left cornerback at Louisiana-Lafayette (1999-2002) was a two-time all-Sun Belt Conference selection and earned all-America honors as a senior... Moved to starting free safety for the second half of his senior campaign after playing strictly at CB previously... Started 39 of 45 career games played... Totaled 284 career tackles with two sacks, nine TFLs, seven forced fumbles, six fumble recoveries, 12 INTs, 31 PDs and three blocked kicks.

SENIOR: Selected as an honorable mention all-American by the *Associated Press* and first-team all-Sun Belt while starting every game (began season at LCB before shifting to FS for the final four contests)... Led team with career-high 100 tackles and had two TFLs... Added eight PDs, two INTs, three forced fumbles and two fumble recoveries... Blocked three punts for a 19.0-yard return avg... Recorded 13 tackles, with one TFL, and one PD vs. New Mexico State... Posted season-high 14 tackles, one fumble recovery and one PD vs. Idaho in debut at FS... Blocked two punts, including one 41-yard return, and totaled 11 tackles, including one forced fumble, vs. Arkansas to earn Sun Belt Conference Player-of-the-Week honors... Recorded six tackles vs. Louisiana-Monroe in final game.

JUNIOR: Garnered second-team all-Sun Belt nod, starting every game at LCB and recording 38 tackles with three TFLs, eight PDs and four INTs... Recovered two fumbles and forced three others.

SOPHOMORE: Started every game at LCB and finished second on team with 64 tackles, with two sacks and three TFLs ... Posted six INTs and nine PDs... Caused three fumbles and recovered another.

FRESHMAN: Played in every game, starting five of the team's final seven contests, and finished second on squad with 82 tackles... Added six PDs, caused three fumbles and recovered another.

PERSONAL: Majored in health and physical education... Two-time all-District 8-5A and all-Area team selection at Copperas Cove (Texas) H.S... Also named to the Super Cen-Tex team as selected by the *Austin American-Statesman*... All-State Class 5A honorable mention... Born in Chicago and attended kindergarten at Horace Mann Elementary on the South Side... Parents are native Chicagoans Arbria and Donald Tillman... Son of an Army sergeant, attended 11 schools from kindergarten to 12th grade.

Tillman's College Stats

	Int-Yds	Tkls-Solo	FF	FR	TFL	PD	Sack-Yds	G-GS
1999 UL-L	0-0	82-52	1	3	1	6	0-0	11-5
2000 UL-L	6-15	64-48	3	1	3	9	2-21	11-11
2001 UL-L	4-13	38-17	0	0	3	8	0-0	11-11
2002 UL-L	2-8	100-65	3	2	2	8	0-0	12-12
Career	12-36	284-182	7	6	9	31	2-21	45-39



LANCE BRIGGS

Linebacker

6-1 245

November 12, 1980

Arizona

91

Acquired in 3rd round (68th overall)

COLLEGE CAREER: Three-time first-team all-Pac-10 Conference selection at linebacker after beginning four-year career at Arizona (1999-2002) as a fullback... Switched positions during the spring following his freshman season... Special teams standout who also led the Wildcats in tackles in each of his three seasons on defense... Closed out his career with 308 tackles (205 solos), 10.5 sacks, 36 TFLs, three INTs, 10 PDs, five forced fumbles and four fumble recoveries in 33 games at MLB... Added 163 yards and two TDs on 25 carries (6.5 avg.) on 25 carries in 10 games at FB as a freshman.

SENIOR: Named the team's Defensive Most Valuable Player, starting 11 games at SLB and leading the team for the third straight year with 98 tackles, including three sacks and 11 TFLs... Also recorded one INT and two PDs... Recovered two fumbles and forced two others... Recorded season-high with 15 tackles vs. Wisconsin... Posted nine tackles, with one TFL, while forcing and recovering a fumble on the same play vs. Washington... Notched one INT and nine tackles vs. Stanford... Recorded 14 tackles vs. Washington State... Equaled season-high with 15 tackles vs. Arizona State in final college game. **JUNIOR:** Starting SLB led team with 93 tackles in 11 games while collecting 6.5 sacks and 14 TFLs... Caused and recovered a pair of fumbles... Also deflected a pass. **SOPHOMORE:** Led team with a career-high 113 tackles, including one sack, 11 TFLs and forced one fumble in his first year at LB... Notched two INTs and seven PDs. **FRESHMAN:** Appeared in 10 games at FB, starting twice at FB, and carried 25 times for 163 yards (6.5 avg.) and two TDs.

PERSONAL: Majored in sociology... Three-year letterman at Elk Grove H.S. in Sacramento, Calif., as a linebacker, running back, safety, kickoff and punt returner and placekicker... Named *Sacramento Bee* Player-of-the-Year as a senior who was rated the 12th-best prospect in the Far West by SuperPrep... Member of *Tacoma News-Tribune* Western 100... First-team "Best in the West" selection by the *Long Beach Press-Telegram*... "Second-11 West Coast" by *Las Vegas Sun*... Had 100 tackles, including five sacks, as a senior... Rushed 26 times for 315 yards and six TDs as a FB in Elk Grove's sectional championship victory; had 1,574 yards on 139 carries overall... Two-year track letterman in the 200-meters, 4x100 relay and shot-put... Born Lance Marell Briggs to Raymond and Brenda Briggs... Sister, Tranae, played volleyball at Sacramento State, South Florida and Florida State... Cousin, Tamika Dennis, played volleyball at Arizona.

Briggs' College Stats

	Int-Yds	Tkls-Solo	FF	FR	TFL	PD	Sack-Yds	G-GS
1999 Arizona	0-0	4-2	0	0	0	0	0-0	10-2
2000 Arizona	2-23	113-77	1	0	11	7	1-6	11-11
2001 Arizona	0-0	93-59	2	2	14	1	6.5-48	11-11
2002 Arizona	1-0	98-67	2	2	11	2	3-27	11-11
Career	3-23	308-205	5	4	36	10	10.5-81	43-35

2003 Chicago Bears

2003 Draftees



TODD JOHNSON

Safety

6-1 200

December 18, 1978

Florida

32

Acquired in 4th round (100th overall)

COLLEGE CAREER: Three-time all-Southeastern Conference performer during his five-years as a safety at Florida (1998-2002)... Spent the final two-plus years of his career as the Gators starting free safety after beginning his UF career at strong safety... Started 35 of 47 career games played, recording 284 tackles (187 solos) with 15 PDs and nine INTs.

SENIOR: Earned second-team all-SEC honors, starting 12 games at FS and recording 88 tackles with two TFLs... Recovered one fumble, deflected five passes and picked off two passes... Also played on punt block and kickoff return teams, blocking one punt... Recorded both INTs vs. Miami, while also recording three PDs, 10 tackles and a blocked punt... Posted 10 tackles vs. Ohio and Tennessee... Recorded season-high 12 tackles and one PD vs. Florida State... Ended college career with 10 tackles in the Outback Bowl vs. Michigan. **JUNIOR:** All-SEC first-team pick by the *Associated Press*, earning second-team honors from the league's coaches, as UF's starting FS for all 11 regular season games... Named to the Thorpe Award watch list... Recorded 72 tackles, three PDs and two INTs... Recovered two fumbles and blocked a kick. **SOPHOMORE:** All-SEC first-team pick by the *Associated Press* and named the team's outstanding defensive back ... Started the first four games at SS before moving to FS for the last eight regular season games and the Sugar Bowl... Recorded career-high 102 tackles with three PDs and five INTs... Caused one fumble and recovered four others; totaled 86 fumble return yards, including a 76-yard TD. **FRESHMAN:** Top backup at SS and a member of the special teams who played in all 12 games... Named to SEC coaches' all-Freshman Team, recording 24 tackles, four PDs, one forced fumble, one fumble recovery and one blocked kick... Ranked second on UF with 10 special teams tackles... Also had a blocked punt. **REDSHIRT:** Worked with the scout team at SS.

PERSONAL: Majored in physical education teaching... Gained all-America recognition as a senior at Riverview (Sarasota, Fla.) H.S., being named to SuperPrep's all-America Team... Named to National Bluechips Recruiting Service's all-America Team, and that publication also ranked him among the top-five free safety prospects in the country... Named to PrepStar's all-America Team and that publication ranked him among the top-five safety prospects in the Southeast ... Named to Florida's Super Seniors Team... A first-team all-state (6A) choice who was named the Defensive Player-of-the-Year for his area by the *Sarasota Herald-Tribune*... Honorable mention All-America selection from *USA Today*... Selected among the top-seven FS prospects in the Southeast by National Recruiting Advisor... Recorded 91 tackles and six INTs in 1997, and 11 INTs in his two-year starting career at FS... Also a track athlete who was first-team all-state as a junior... Involved with Habitat for Humanity, Youth for Christ and his local church youth group... Born Todd Edward Johnson to Patti and Chico Johnson.

Johnson's College Stats

	Int-Yds	Tkls-Solo	FF	FR	TFL	PD	Sack-Yds	G-GS
1999 Florida	0-0	24-20	1	0	0	4	0-0	12-0
2000 Florida	5-139	102-67	1	4	0	3	0-0	12-12
2001 Florida	2-25	72-46	0	2	0	3	0-0	11-11
2002 Florida	2-0	88-54	0	1	2	5	0-0	12-12
Career	9-164	284-187	2	7	2	15	0-0	47-35

**IAN SCOTT**

Defensive Tackle

6-2 315

November 8, 1981

Florida

71

Acquired in 4th round (116th overall)

COLLEGE CAREER: Three-year career as a defensive tackle at Florida (2000-02) was marked by one all-Southeastern Conference selection and two academic all-American awards... Left school after his junior season having recorded 120 tackles with 3.5 sacks and 20 TFLs as a Gator... Two-time Academic all-District honoree.

JUNIOR: Started 11 games, nine at RDT and two at LDT, recording 57 tackles (37 solos) with one sack, seven TFLs... Recovered one fumble and blocked a kick... Posted career-high 13 tackles, with three TFLs, vs. Ohio... Blocked 27-yard FG try vs. Tennessee... Recorded eight tackles, with one TFL, vs. Mississippi... Notched nine tackles, with one TFL, and recovered a fumble vs. Auburn... Received the Bob Bryan Student-Athlete-of-the-Year Award. **SOPHOMORE:** Earned second-team all-SEC honors while starting nine games at nose guard, recording 49 tackles with 2.5 sacks and 11 TFLs plus five PDs. **FRESHMAN:** Top backup at DT as a true freshman, playing in eight regular season games, plus the Sugar Bowl... Recorded 14 tackles with two TFLs, a forced fumble and a fumble recovery.

PERSONAL: Majored in industrial and systems engineering, earning school and district academic honors... One of Florida's top d-linemen who earned all-America recognition at Gainesville (Fla.) H.S... Named first-team all-state (5A) as a junior and senior... Earned all-America honors from *USA Today*, SuperPrep and National Bluechips... Prep Football Report ranked him among the nation's top-20 d-linemen... Made 120 tackles with nine sacks as a senior... Starting center for the basketball team that captured the 1999 state title... Valedictorian of his high school class and a member of the National Honor Society and Spanish Honor Society... Born Josef Ian Scott to Teresa and Randy Scott in Greenville, S.C.

Scott's College Stats

	Int-Yds	Tkls-Solo	FF	FR	TFL	PD	Sack-Yds	G-GS
2000 Florida	0-0	14-6	1	1	2	0	0-0	8-0
2001 Florida	0-0	49-25	0	0	11	5	2.5-10	11-9
2002 Florida	0-0	57-37	0	1	7	0	1-6	12-11
Career	0-0	120-68	1	2	20	5	3.5-16	31-20

BEARS 2003 DRAFT PICKS

Rd	Pick	Draftee	Pos	Ht	Wt	Born	College
1	14	Michael Haynes	DE	6-3	281	9-13-80	Penn State
1	22	Rex Grossman	QB	6-1	222	8-23-80	Florida
2	35	Charles Tillman	CB	6-1	196	2-23-81	La.-Lafayette
3	68	Lance Briggs	LB	6-1	245	11-12-80	Arizona
4	100	Todd Johnson	FS	6-1	200	12-18-78	Florida
4	116	Ian Scott	DT	6-2	315	11-8-81	Florida
5	139	Bobby Wade	WR	5-10	193	2-25-81	Arizona
5	143	Justin Gage	WR	6-4	208	1-25-81	Missouri
5	171	Tron LaFavor	DT	6-2	290	11-27-79	Florida
6	191	Joe Odom	LB	6-1	238	12-14-79	Purdue
6	206	Brock Forsey	RB	5-11	203	2-11-80	Boise State
7	261	Bryan Anderson	G	6-4	325	3-30-80	Pittsburgh

2003 Chicago Bears

2003 Draftees



BOBBY WADE

Wide Receiver

5-10 193

February 25, 1981

Arizona

84

Acquired in 5th round (139th overall)


COLLEGE CAREER: Four-year starting receiver at Arizona (1999-2002) who also excelled as a kickoff and punt returner... Set single-season school records for receptions as a senior and finished as the Wildcats all-time leading receiver with 230 catches for 3,351 yards and 23 TDs... Ranks third in UA history in receiving TDs... Gained 656 yards on 33 kickoff returns and 725 yards with a score on 65 punt returns... His 4,785 all-purpose yards rank fourth on Wildcats' all-time record list.

SENIOR: Named as first-team all-Pac-10 Conference selection and team's Most Valuable Player after setting a school-record with 93 receptions for 1,389 yards and eight TDs, topping the old mark of 88 catches by Dennis Northcutt in 1999... Became fourth player in school history to gain over 1,000 yards receiving in a season; his 1,389 yards were second to Northcutt's 1999 total of 1,422... Returned 16 punts for 224 yards and 17 kickoffs for 332 yards... Recorded three tackles and a forced fumble on special teams... Averaged 162.4 all-purpose yards per game... His 1,949 all-purpose yards rank third on Arizona's season record chart behind Northcutt (2,249 in 1999) and Art Luppino (2,193 in 1954)... Caught season-high 12 passes for 151 yards and one TD vs. Oregon... Placed third on UA single-game receiving yardage list with career-high 222 receiving yards and one TD on 11 catches vs. California. **JUNIOR:** Earned second-team all-Pac-10 honors while starting every game and leading the team with 62 receptions for 882 yards and eight TDs... Returned 23 punts for 239 yards and had three kickoff returns for 67 yards... Added two special teams tackles. **SOPHOMORE:** Worked at both WR and CB during spring drills, but started nine of 10 games played on offense... Caught 45 passes for 626 yards and three TDs... Returned 26 punts for 262 yards and one TD... Added 27 yards on eight carries and 66 yards on three kickoff returns... Led the team with an average of 98.1 all-purpose yards per game. **FRESHMAN:** Played in every game, starting nine contests at WR as a true freshman... Caught 30 passes for 454 yards and four TDs... Returned 10 kickoffs for 191 yards.

PERSONAL: Majored in political science... Four-year football letterman at Desert Vista H.S. in Phoenix, Ariz.... Led his team to the 1998 Class 5A state title, earning *USA Today* Player-of-the-Year honors... Named Player-of-the-Year by the *Arizona Republic* and was a member of PrepStar's Dream Team 100 and Super 30 Regional squads; gained 1,620 all-purpose yards with 27 TDs with 37 receptions for 722 yards and 12 TDs and recorded 67 tackles and 12 INTs... Added four more letters in track and two more in baseball... Won the Class 5A triple jump title as a senior... Born Robert Louis Wade to Cathy Hinckley and Robert Wade, Sr.... Father played football at UCLA (1970-71).

Wade's College Stats

	Rec	Yds	Avg	Lg	TD	Rush	Yds	Avg	Lg	TD	G-GS
1999 Arizona	30	454	15.1	42	4	0	0	-	-	0	12-9
2000 Arizona	45	626	13.9	75	3	8	27	3.4	12	0	10-9
2001 Arizona	62	882	14.2	56	8	3	22	7.3	17	0	11-11
2002 Arizona	93	1,389	14.9	74	8	1	4	4.0	4	0	12-12
Career	230	3,351	14.6	75	23	12	53	4.4	17	0	45-41
	PR	Yds	Avg	Lg	TD	KOR	Yds	Avg	Lg	TD	
1999 Arizona	0	0	-	-	0	10	191	19.1	27	0	
2000 Arizona	26	262	10.1	60	1	3	66	22.0	26	0	
2001 Arizona	23	239	10.4	58	0	3	67	22.3	25	0	
2002 Arizona	16	224	14.0	64	0	17	332	19.5	37	0	
Career	65	725	11.2	64	1	33	656	19.9	37	0	



JUSTIN GAGE

Wide Receiver

6-4 208

January 25, 1981

Missouri

Acquired in 5th round (143rd overall)

18

COLLEGE CAREER: Developed into a three-time all-Big Twelve Conference wide receiver in four years at Missouri (1999-2002) while playing on the Tigers basketball team his first three years... Started each of Mizzou's 34 games during his final three years, finishing with 200 catches for 2,704 yards and 18 TDs while leading the team in receiving each year.

SENIOR: Received first-team all-Big Twelve selection by the media, leading the team with a single-season school record 82 catches for 1,075 yards and nine TDs ... Completed his only pass attempt for a six-yard TD... Set a school record with 16 catches (one TD) vs. Bowling Green while equaling his career-high with 236 receiving yards... Season-high nine catches for 122 yards and one TD vs. Oklahoma... Caught two TDs vs. Texas Tech on five catches for 114 yards... Hauled-in nine receptions for 108 yards and two TDs vs. Colorado. **JUNIOR:** Consensus first-team all-Big Twelve choice by *Associated Press* and the league's coaches as he ranked 13th in the Nation with 6.8 receptions per game... Team-high 74 receptions, the third-highest single-season total in school history... Gained 920 yards receiving, the fifth-best single-season figure in Tigers annals... Added five TD grabs... Completed 1-of-2 pass attempts with a nine-yard TD... Returned a blocked punt 18 yards for a TD... Recorded career-high 236 receiving yards vs. Baylor. **SOPHOMORE:** Successfully switched from QB to WR, earning team offensive Most Valuable Player honors along with honorable mention all-Big Twelve... Team-high 44 receptions for 709 yards and four TDs... Completed 2-of-5 passes for 105 yards... Credited with a pair of tackles and blocked a kick on special teams. **FRESHMAN:** Scheduled to redshirt, but was forced into action at QB in the final three games... Finished with 14-of-41 passing for 138 yards, two TDs and three INTs.

PERSONAL: Majored in business... Standout QB at Jefferson City (Mo.) H.S. added second-team all-state honors as a defensive back... Threw for 1,148 yards and 21 TDs while rushing for 702 yards and 12 TDs in his final season... Also lettered in basketball his first three years in school, playing in 73 games with a per game average of 14.3 minutes played, 2.9 rebounds and 2.1 points... Caught the eye of the Mizzou basketball staff after guarding his MU teammate Kareem Rush in a high school all-star game... Son of Ernestine and Al Gage.

Gage's College Stats

	Rec	Yds	Avg	Lg	TD	Rush	Yds	Avg	Lg	TD	G-GS
1999 Missouri	0	0	-	-	0	19	3	0.2	15	0	3-0
2000 Missouri	44	709	16.1	48	4	6	-14	-2.3	3	0	11-11
2001 Missouri	74	920	12.4	43	5	1	8	8.0	8	0	11-11
2002 Missouri	82	1,075	13.1	62	9	2	9	4.5	5	0	12-12
Career	200	2,704	13.5	62	18	28	6	0.2	15	0	37-34

2003 Chicago Bears

2003 Draftees



TRON LaFAVOR

Defensive Tackle

6-2 290

November 27, 1979

Florida

73

Acquired in 5th round (171st overall)

COLLEGE CAREER: Part-time starter at defensive tackle throughout his four-year Florida (1999-2002) career, starting 13 of 44 games played and recording 112 tackles with three sacks, 13 TFLs, three fumble recoveries, two PDs and one INT.

SENIOR: Played in all 12 regular season games, plus the Outback Bowl, and started three contests... Recorded 51 tackles with two sacks and five TFLs, one fumble recovery and one PD... Registered season-high seven tackles with one sack vs. Mississippi... Posted six tackles with one sack vs. Georgia. **JUNIOR:** Emerged as a starter at RDT, playing all 11 regular season games, with nine starts... Also started the Orange Bowl... Recorded 42 tackles with three TFLs, including one sack, and one fumble recovery. **SOPHOMORE:** Spent the first month of the season at DE before moving to DT... Played in all 12 regular season games with one start, plus the Sugar Bowl... Recorded 13 tackles with four TFLs... Recovered one fumble and picked off a pass. **FRESHMAN:** Played in nine games as a reserve DE, recording six tackles.

PERSONAL: Majored in sociology, twice earning SEC Academic Honor Roll accolades... Named first-team all-state (6A) as a senior at Dillard H.S. in Ft. Lauderdale, Fla., recording 86 tackles with 20 sacks... Rated as an all-America selection and among the nation's top five prospects at rush DE by National Bluechips... Named to all-America team and ranked among the nation's top-10 players at weakside DE by National Recruiting Advisor... Also received honorable mention all-America recognition from *USA Today*... Son of Elloree and James LaFavor.

LaFavor's College Stats

	Int-Yds	Tkls-Solo	FF	FR	TFL	PD	Sack-Yds	G-GS
1999 Florida	0-0	6-4	0	0	1	0	0-0	9-0
2000 Florida	1-9	13-9	0	1	4	0	0-0	12-1
2001 Florida	0-0	42-19	0	1	3	1	1-7	11-9
2002 Florida	0-0	51-32	0	1	5	1	2-13	12-3
Career	1-9	112-64	0	3	13	2	3-20	44-13

NFL WALTER PAYTON "MAN OF THE YEAR"

The NFL Walter Payton "Man of the Year" award is the only League award that recognizes a player's off-the-field community service as well as his playing excellence. This prestigious NFL award has been in existence since 1970 and honors players who demonstrate outstanding balance in their lives between civic and professional responsibilities. In 1999, the league renamed the NFL Man of the Year award after Walter Payton as a tribute to his greatness both on and off the field. Since the program's inception in 1970, four Bears have earned the title of NFL "Man of the Year" - which is the most of any team in the NFL.

Past NFL Walter Payton "Man of the Year" winners have included:

- 1970** - Walter Payton, Running Back
- 1987** - Dave Duerson, Safety
- 1990** - Mike Singletary, Linebacker
- 2000** - Jim Flanigan, Defensive Tackle (co-winner)

Phillip Daniels was the Chicago Bears Walter Payton "Man of the Year" nominee for the 2002 football season. Daniels was nominated due to the tremendous effort he gave by volunteering his time and energy to various charities. During the five months of the 2002 football season, Daniels assisted nine different charitable organizations in the Chicagoland area.



JOE ODOM

Linebacker

6-1 238

December 14, 1979

Purdue

Acquired in 6th round (191st overall)

59

COLLEGE CAREER: Four-year letterman at linebacker for Purdue (1998-2002) twice earned All-Big Ten Conference honors while starting at the inside and outside LB positions... Moved into the starting lineup late his freshman year and started 34 of 46 games overall... Finished his career with 244 tackles with seven sacks, 24 TFLs, 11 PDs, four INTs, two fumble recoveries, one forced fumble and two blocked kicks.

SENIOR: Team co-captain was consensus honorable mention all-Big Ten, starting all 13 games at SLB... Fourth on the team with 72 tackles, including one sack and six TFLs, forced one fumble and posted three PDs... Recorded seven tackles vs. Notre Dame, Western Michigan, Northwestern (with one sack) and Indiana... Tallied eight tackles vs. Wake Forest... Season-high 10 tackles, with a TFL and forced fumble on the same play, vs. Illinois. **JUNIOR:** Started 10 games at MLB and recorded 78 tackles with two sacks and seven TFLs... Notched three INTs and three PDs... Recovered two fumbles. **SOPHOMORE:** Consensus honorable mention all-Big Ten after appearing in nine games, including starts at MLB in the final eight contests... Recorded 53 tackles, with two sacks and four TFLs, one INT and three PDs... Also blocked a kick. **FRESHMAN:** Played in every game, including three starts at WLB... Recorded 41 tackles, with two sacks and seven TFLs, and two PDs. **RED-SHIRT:** Redshirted as a freshman.

PERSONAL: Majored in organizational leadership and supervision... First team all-state selection and honorable mention by the *Chicago Tribune* as a senior LB and RB at Civic Memorial H.S. in Bethalto, Ill... Totaled 148 tackles and rushed for 1,188 yards and scored 19 TDs as a senior en route to earning all-conference LB and Player-of-the-Year honors by the *St. Louis Post-Dispatch*, *Belleville News* and *Alton Telegraph*... Born Joe Edward Odom.

Odom's College Stats

	Int-Yds	Tkls-Solo	FF	FR	TFL	PD	Sack-Yds	G-GS
1999 Purdue	0-0	41-19	0	0	7	2	2-12	12-3
2000 Purdue	1-12	53-34	0	0	4	3	2-15	9-8
2001 Purdue	3-35	78-42	0	2	7	3	2-10	12-10
2002 Purdue	0-0	72-37	1	0	6	3	1-7	13-13
Career	4-47	244-132	1	2	24	11	7-44	46-34

INSTANT REPLAY'S PLAYERS

The new instant replay system reinstated in 1999 uses digital computer technology, not video tape as was employed from 1986-91. The new system affords quicker access to replays. The system is initiated by challenges from the head coaches (two per game) in all but the final two minutes of each half, and by the replay official in the booth in the final two minutes and overtime. The booth will operate under a "two-minute" mode the entire game, lining up replays of every play in case a challenge is issued.

The system begins with a "live feed" from the network television control truck covering the game. The technician controls the monitor, cueing the live play and replay screens during action. His monitor can accommodate six replay angles of a single play. The replay assistant decides which replays will be relayed to the field monitor and whether an official's time out be called for a review in the final two minutes of a half or overtime. Replay assistants will have an NFL or college football officiating background and is the only direct link to the referee on the field. The video operator, at the instruction of the replay assistant, controls which replays that the on-field referee will view. He can control the speed of the digital video playback. The communicator will advise the replay assistant—who is busy viewing the monitor—before the next play has started, negating the possibility of a replay. He will also report to the replay assistant if an official ruling (e.g., holding, illegal procedure, etc.) has been made on the field, eliminating the need for a replay.

2003 Chicago Bears

2003 Draftees



BROCK FORSEY

Running Back

5-11 203

February 11, 1980

Boise State

44

Acquired in 6th round (206th overall)

COLLEGE CAREER: Former walk-on concluded his career at Boise State (1998-2002) as the second-leading rusher in school history... Tied NCAA records for most games scoring a TD in a season (12, tied with Marshall's Randy Moss) and career (35, tied with Miami of Ohio's Travis Prentice)... Just the third player in college annals to score more than 400 career points... In 47 career games, carried school-record 813 times for 4,045 yards and school-record 50 TDs, caught 101 passes for 1,175 yards and 18 scores, returned 63 kickoffs for 1,450 yards... Three-time all-Western Athletic Conference performer... Set school records with 6,670 career all-purpose yards and 63 kickoff returns.

SENIOR: Named Western Athletic Conference Offensive Player-of-the-Year, recording the second-highest single-season totals for points (192) and TDs (32) in NCAA history, trailing only Barry Sanders (234 and 39 in 1998)... Led the Nation in scoring and TDs en route to earning fourth-team all-America status by *The Sporting News*, honorable mention all-America from CNNSI.com and first-team all-WAC... In 13 games, set school single-season records with 295 carries for 1,611 yards and 26 TDs... Caught 36 passes for 282 yards and six TDs while returning nine kickoffs for 234 yards... Set BSU record by gaining 2,127 all-purpose yards... Posted five games of four TDs... Gained season-high 208 yards on 25 tries with four TDs vs. Tulsa ... Totaled four TDs vs. San Jose State on 29-166 rushing (3) and 4-26 receiving (1)... Compiled three rushing TDs and one receiving TD vs. Texas-El Paso and Rice... Rushed 27 times for 187 yards and four TDs vs. Nevada. **JUNIOR:** Earned first-team all-WAC honors by leading the conference with 1,938 all-purpose yards and 16 TDs... Carried 246 times for 1,207 yards and 13 scores... Caught 35 passes for 369 yards and three TDs... Returned 17 kickoffs for 362 yards. **SOPHOMORE:** Ranked sixth in the Nation with an average of 183.0 all-purpose yards per game to earn second-team all-Big West honors... Carried 197 times for 914 yards and nine TDs... Made 23 catches for 399 yards and seven TDs... Returned 24 kickoffs for 517 yards while playing in 10 games. **FRESHMAN:** Played every game as a true freshman, rushing for 313 yards and two TDs on 75 carries... Added 125 receiving yards and two TDs on seven catches plus 337 yards on 13 kickoff returns. **REDSHIRT:** Walked-on to the team in the fall to earn his redshirt season.

PERSONAL: Majored in social science... Earned first team all-state honors at RB as a junior and senior for Centennial H.S. in Meridian, Idaho... Rushed for 1,600 yards and 18 TDs as a senior, helping lead Centennial to the state championship... Also lettered in baseball.

Forsey's College Stats

	Rec	Yds	Avg	Lg	TD	Rush	Yds	Avg	Lg	TD	G-GS
1999 Boise St.	75	313	4.2	39	2	7	125	17.9	62	2	12-0
2000 Boise St.	197	914	4.6	46	9	23	399	17.3	59	7	12-10
2001 Boise St.	246	1,207	4.9	49	13	35	369	10.5	40	3	12-13
2002 Boise St.	295	1,611	5.5	58	26	36	282	7.8	53	6	13-13
Career	813	4,045	4.9	58	50	101	1,175	11.6	62	18	49-36

	KOR	Yds	Avg	Lg	TD
1999 Boise St.	13	337	25.9	46	0
2000 Boise St.	24	517	21.5	40	0
2001 Boise St.	17	362	21.3	39	0
2002 Boise St.	9	234	26.0	46	0
Career	63	1,450	23.0	46	0



BRYAN ANDERSON

Guard

6-4 325

March 30, 1980

Pittsburgh

68

Acquired in 7th round (261st overall)

COLLEGE CAREER: Four-year fixture at right guard on the offensive front-line for Pittsburgh (1998-2002), starting 45 of 46 games played... Garnered all-Big East Conference honors as a senior and a freshman all-America nod as a redshirt freshman... Offense averaged over 300 total yards per game during his four-year career.

SENIOR: Earned all-Big East Conference and all-Eastern College Athletic Conference first-team selections while starting all 11 games at RG... Helped pave way for offense that averaged 358.2 yards per game. **JUNIOR:** Started all 11 games at RG while helping the offense generate 3,791 yards. **SOPHOMORE:** Starting RG missed his first and only career start vs. Penn State... Played but did not start against the Nittany Lions... Helped offense average 399.1 yards per game during the season. **FRESHMAN:** Named as a third-team freshman all-American by The Sporting News while starting every game at RG ... Held his ground for an offense that averaged 240.4 passing yards per game. **REDSHIRT:** Reserve o-lineman practiced with the scout team.

PERSONAL: Majored in administration of justice... Three-year letterman at John Bartram H.S. in Philadelphia, Pa.... Received all-American selection by Prep Star... First team all-state (big school division), all-Public League, three-time all-city and selected to play in the Big-33 Football Classic... The 17th-ranked prospect in Pennsylvania by Super Prep... Did not play football until sophomore year... Also earned two letters in baseball... Honor Roll student as a member of the National Honor Society... Listed in Who's Who Among American High School Students... Born Bryan Michael Anderson to Patricia and Joseph Anderson.

Anderson's College Stats

Games-Starts- (46-45): 1999 (13-13); 2000 (11-10); 2001 (11-11); 2002 (11-11).

DECEMBER ROAD WOES

The Bears' have struggled in December and January road games for over a decade. In the last 31 road contests in or after the month of December, Chicago has flown home as winners only five times, including three road losses in December during the 2002 season. The record includes an 18-game losing streak from 1987 to 1997. The Bears *snapped* the 18-game losing streak on Sunday evening, Dec. 14, 1997, with a win in St. Louis. The streak spanned nearly a decade, as it was their first road victory in the month of December since a 6-3 triumph over the LA Raiders at the Coliseum on December 27, 1987—Walter Payton's final regular season game. Since snapping the 18-game losing streak, the Bears have won only three the next 11 December road games:

Date	Opponent	Stadium	Score
12-6-98 (Sunday night)	Vikings	HHH Metrodome	22-48
12-13-98 (Sunday noon)	Packers	Lambeau Field	20-26
12-26-99 (Sunday noon)	Rams	TWA Dome	12-34
12-17-00 (Sunday 3 PM)	49ers	3Com Park	0-17
12-24-00 (Sunday noon)	Lions	Pontiac Silverdome	23-20
12-9-01 (Sunday noon)	Packers	Lambeau Field	7-17
12-23-01 (Sunday noon)	Redskins	FedEx Field	20-15
12-30-01 (Sunday noon)	Lions	Pontiac Silverdome	24-0
12-1-02 (Sunday noon)	Packers	Lambeau Field	20-30
12-9-02 (Monday night)	Dolphins	Pro Player Stadium	9-27
12-22-02 (Sunday noon)	Panthers	Ericsson Stadium	14-24

2003 Chicago Bears

Players with Pro Experience

- 49d** **MARQ CERQUA** **Linebacker** **Carson-Newman**
Ht: 6-0 **Wt: 227** **Born: April 3, 1977**
- PRO CAREER:** Reserve linebacker was a special teams contributor in Chicago's final two games of 2002... Joined Chicago's practice squad on Nov. 5 after being waived by Dallas in April with a non-football injury... Spent Games 9-14 on Bears practice squad... Elevated to active roster on Dec. 20 and made Bears debut at CAR (12/22)... Signed with Cowboys after being waived by Tampa Bay in December 2001... Made NFL debut as a rookie with Buccaneers in '01, appearing in three games... Originally signed by the Bucs as an undrafted free agent on April 23, 2001. **PREVIOUS SEASONS:** **2001** - Made Tampa Bay's active roster out of training camp, appearing in three games on special teams overall... Listed as a Gameday Inactive Games 1-4 and 7-13, but participated in Game 5-7... Season ended when he was waived on Dec. 12. **COLLEGE:** Finished career at Carson-Newman with 127 tackles in two years at ILB... Transferred from Furman, where he was Freshman-of-the-Year for the Paladins in 1996... Made immediate impact as a junior, recording 59 tackles and six sacks... Led Eagles in tackles as a senior with 68 while adding one sack, two PDs and one forced fumble... Majored in business administration. **PERSONAL:** His Greenville (S.C.) H.S. team won the state football championship in 1992 and 1995... Named to the all-State team as a senior while also participating in basketball, baseball and track.
- 63** **CHRIS DEMAREE** **Defensive End** **Kentucky**
Ht: 6-3 **Wt: 268** **Born: March 12, 1980**
- PRO CAREER:** Spent the final five weeks of his rookie season on Chicago's practice squad after appearing in two games earlier in the year for San Diego... Made NFL debut vs. KC (10/13) and also played as a reserve at OAK (10/20); listed as Gameday Inactive Games 1-5 and 8-10... Signed with the Bears on Nov. 26, 2002, one week after being waived by the Chargers... Originally signed by San Diego as an undrafted free agent on April 26, 2002. **COLLEGE:** Finished four-year career at Kentucky (1998-2001) with 41 career games played, beginning as a LB as a freshman and DE his final three years... Started 14 career games, including all 11 as a senior when he recorded a career-high 57 tackles and 2.5 sacks... Played in nine games with two starts as a junior after playing 10 games with one start as a sophomore... Played in all 11 games, plus the Outback Bowl, as a true freshman reserve LB... Majored in economics. **PERSONAL:** Started on both offense and defense at Male H.S. in Louisville on his way to being named to *Lexington Herald-Leader* Class-of-the-Commonwealth and second-team all-State by the *Louisville Courier Journal*... Started at LB as a junior and DE as a senior while starting as an offensive guard both seasons... As a senior DE, compiled 101 tackles with five sacks and 22 TFLs to earn selection to the Kentucky-Tennessee H.S. All-Star Game... Two-time all-district and all-county... Team qualified for state playoffs each of his three varsity seasons... Christopher John Demaree is the son of George Demaree and Ernestine Hayden... His father played football at Eastern Kentucky.
- 48** **BRYAN FLETCHER** **Tight End** **UCLA**
Ht: 6-5 **Wt: 235** **Born: March 23, 1979**
- PRO CAREER:** Young pass-catcher provides Bears with depth at tight end... Gained experience during the 2003 NFL Europe season as the starting TE for the Berlin Thunder... Spent final month of 2002 season on Chicago's practice squad after re-signing as a free agent on Dec. 3... Cut by Bears on Aug. 26 at the close of training camp... Originally drafted in the sixth round (210th overall) by Chicago in 2002. **COLLEGE:** Earned all-Pac 10 Conference second-team honors for UCLA as a senior, finishing career (1998-2001) with 30 receptions for 423 yards (14.1 yards per catch) and three TDs... Recipient of the team's Best Leadership award his senior season, appearing in every contest (10 starts) and catching 11 passes for 189 yards (17.2 avg) and one TD... Played in every game (one start) as a junior, catching 10 passes for 144 yards (14.4 avg.) and two TDs... Caught nine passes for 90 yards in the first six games of his sophomore season before suffering a sprained ankle and returning to limited action for the final five contests... Majored in English. **PERSONAL:** Fashioned all-American career at Hazelwood East H.S. (St. Louis, Mo.), lettering three years as a tight end and linebacker... PrepStar all-America and all-Region selection... Chosen to Super Prep's all-Midlands squad... Ranked on the National Recruiting Advisor Midwest Top 100... Cornwell all-American... Picked first-team all-Suburban North Conference on both sides of the ball as a senior, catching 22 passes for 519 yards and seven TDs and ranking second on his team with 67 tackles, three sacks, two INTs and two fumble recoveries... Hauled in 15 grabs as a junior for 215 yards and one TD... Named all-Suburban North Conference first-team at TE... Earned two letters as a center in basketball... Brother, Terrell, was a RB at Wisconsin and plays for the San Diego Chargers... Son of Edna and Hosea Fletcher.

2003 Chicago Bears

Players with Pro Experience

45 TYREE FOREMAN Fullback Virginia
Ht: 5-11 **Wt: 230** **Born: November 6, 1979**

PRO CAREER: Gained experience as reserve FB for the F.C. Barcelona Dragons during the 2003 NFL Europe season.... Began and ended his rookie season of 2002 on Chicago's practice squad; first stint came after training camp from Sept. 3-17 and he then re-signed on Dec. 27 to finish the season on the team's reserve/futures list... Initially signed with Bears after being waived by San Diego following training camp... Originally signed as an undrafted free agent by the Chargers on April 26, 2002. **COLLEGE:** Four-year letterman at Virginia (1998-2001) started 10 games at FB as a senior, finishing with 21 carries for 111 yards while catching 27 passes for 231 yards and four TDs... Helped clear path for 1,801 rushing yards and 20 rushing TDs as a junior while compiling career-high 397 total yards and eight TDs on 72 touches... Played in eight games in both his sophomore and redshirt freshman seasons... Earned a degree in religious studies. **PERSONAL:** Three-year starting running back at Sherwood H.S. in Sandy Spring, Md., amassing 4,765 yards rushing and 82 TDs... Cousin, Richie Anderson, played for the New York Jets before joining the Dallas Cowboys.

39 TEDDY GAINES Cornerback Tennessee
Ht: 5-10 **Wt: 175** **Born: September 12, 1979**

PRO CAREER: Gained valuable experience during the offseason as a reserve cornerback for the Rhein Fire during the 2003 NFL Europe season... Spent three of the final four weeks of his 2002 rookie campaign on the Bears practice squad... Signed with Chicago (12/3/02) after being waived by San Francisco at the end of training camp (8/26/02)... Originally drafted in the seventh round (256th overall) by the 49ers in 2002. **COLLEGE:** Four-year letterwinner at Tennessee (1998-2001) who finished with 181 tackles, 18 passes defended, one INT and one fumble recovery while starting 19 of 49 games and also serving as a valuable special teams contributor... Started seven games as a senior, posting 29 tackles and seven PDs... Started every game at RCB as a junior, recording career-high 35 tackles, one INT and one fumble recovery... Played in every game as a reserve CB as a sophomore and posted 16 tackles... Played primarily on special teams as a true freshman. **PERSONAL:** Prepped at Dobyons-Bennett H.S. (Kingsport, Tenn.), starting for three years and earning all-state defensive back honors... Two-time all-Big East selection... Picked off five passes over three year period... Blocked three FGs and a punt as a senior... Caught 42 passes for 888 yards (21.1 avg.) and 12 TDs as a senior, setting school records for yardage and TDs... Caught 32 passes for 588 yards, blocked four punts and two FGs as a junior... Participated in track as a sprinter... Born Wilford Teddy Gaines.

73 SHANE GRICE Guard Mississippi
Ht: 6-2 **Wt: 307** **Born: December 20, 1976**

PRO CAREER: Reserve guard in second stint with the Bears... Joined Chicago's practice squad for the final two games of the 2002 season and signed to team's reserve/futures list on Dec. 31... Cut by Tampa Bay during training camp (8/25)... Gained experience during the offseason as a starting guard for the F.C. Barcelona Dragons during the 2003 NFL Europe season... Re-signed with Chicago after spending most of 2002 as a free agent following his post-training camp release by Tampa Bay... Split much of rookie season between the Bears and Buccaneers practice squads before finishing the year on the Bucs active roster and playing one game... Originally signed with the Buccaneers as an undrafted free agent on April 23, 2001. **COLLEGE:** Earned three letters while starting 26 career games at the University of Mississippi (1998-2000) after playing one season at Itawamba Junior College... As a senior, helped the Rebels o-line allow the fewest sacks in the SEC and tied for the third fewest in the nation with seven... Played in all 36 games after coming to Ole Miss prior to the 1998 season, blocking for current Saints RB Deuce McAllister... Majored in criminal justice. **PERSONAL:** First-team all-state selection who played in Mississippi-Alabama all-star game... Also rated all-Lee County... Earned three letters in football, two in basketball and one in track... Worked with the Buccaneer Student Advisory Board last offseason to help clean up a Tampa area park as part of the Mayor's Beautification Program... Born in Tupelo, Mississippi.

2003 Chicago Bears

Players with Pro Experience

62 **JEFF GRZESKOWIAK**
Ht: 6-5

Guard
Wt: 325

Akron
Born: November 9, 1978

PRO CAREER: First-year player provides Chicago depth at offensive tackle... Signed to Bears reserve/futures list following the 2002 season (12/31)... Spent the final week of the 2002 campaign on Chicago's practice squad, signing with the team on Dec. 23 after initially being cut by the Bears at the close of training camp (8/25)... Originally signed by Chicago as an undrafted free agent on May 21, 2002. **COLLEGE:** Four-year starter at Akron (1998-2001) recognized as one of the top pass blockers in the Mid-American Conference while starting the final 38 games of his career at right tackle... Dedicated weightlifter started all 11 contests in 2001 while receiving the Zips' Lifter-of-the-Year Award... Backed-up at RT by his younger brother Mike his senior year... Akron's Most Valuable Lineman Award recipient after helping team set a school-record with 417.2 yards per game with 11 starts as a junior... Started 11 games as a sophomore for an offense that ranked third in the MAC... Started final five games of his redshirt freshman season... Majored in accounting. **PERSONAL:** Earned first-team all-league honors as a senior at Parma Holy Name H.S. in North Olmstead, Ohio... Honored as an all-Cuyahoga County pick by the *Cleveland Plain Dealer*... Also an honorable mention all-district choice... Son of Randy and Rosemary Grzeskowiak.

22 **MAURICE HICKS**
Ht: 5-10

Running Back
Wt: 200

North Carolina A&T
Born: July 22, 1978

PRO CAREER: Gained first professional experience as the starting running back and leading rusher for the Scottish Claymores during the 2003 NFL Europe season... Spent his entire rookie season of 2002 on Chicago reserve/non-football injury list while rehabbing a knee injury... Placed on Bears reserve list after the end of training camp (8/27)... Originally signed by Chicago as undrafted free agent on April 26, 2002. **COLLEGE:** All-time leading rusher at North Carolina A&T with 2,812 yards in only two seasons at the school... Named third-team I-AA all-American and Black College Offensive Player-of-the-Year after leading the Mid-Eastern Athletic Conference in rushing as a senior with 1,325 yards and 15 rushing TDs on 181 attempts... Two-time first-team all-MEAC winner led the Aggies with 92 points in 2001... Also led the MEAC with 165.6 rushing yards per game and 7.3 yards per carry... Set an all-division NCAA single-game record with 437 rushing yards on 34 carries vs. Morgan State (10/6/01)... Added six receptions for 41 yards in eight games played as a senior... Rushed for 1,487 yards as a junior in his first season at N.C. A&T. **PERSONAL:** Prepped at Greenville (S.C.) H.S... The oldest of three children of Gloria Hicks.

38 **ERIC JOYCE**
Ht: 5-10

Cornerback
Wt: 200

Tennessee State
Born: November 24, 1978

PRO CAREER: Reserve defensive back finished his rookie season on the Bears active roster... Spent time on Chicago's practice squad and active roster during 2002... Originally signed as a undrafted free agent by Arizona in 2002. **2002 SEASON:** Ended rookie season with Chicago after getting cut by Arizona at the end of training camp... Not with team Games 1-9 and 13, on practice squad Games 10-12 and participated in Games 14-16... Initially signed to Bears practice squad on Nov. 12, but was cut on Dec. 3... Re-signed to practice squad on Dec. 10, but elevated to active roster on Dec. 13... Made NFL debut as nickel back and on special teams vs. NYJ (12/15)... Assisted on one tackle vs. TB (12/29). **GAMES PLAYED-STARTED: 3-0** **COLLEGE:** Completed four-year career at Tennessee State (1997-99, 2001) having started 35 of 38 games played for the Tigers, recording 108 tackles (89 solos) with four INTs and 30 PBUs... Named second-team all-Ohio Valley Conference as a senior in 2001, recording 31 tackles (one TFL), a forced fumble and fumble recovery, three INTs and eight PDs... Started every game as a junior in 1999 and recorded 31 tackles (one TFL), one INT and eight PDs... Played in seven games as a sophomore, recording 13 tackles and a forced fumble, one INT and four PDs... Appeared in nine games as a true freshman, recording career-high 33 tackles with a fumble recovery and team-high 10 PDs... Missed 2000 season due to academic ineligibility... Majored in computer science. **PERSONAL:** All-metro, all-mid-state, all-region and honorable mention all-state pick as a safety at Whites Creek H.S. in Nashville, Tenn... School's athlete-of-the-year as a senior when he recorded 88 tackles with one INT and seven PDs, adding 890 yards and nine TDs as a running back... Lettered three times in basketball, earning all-region and all-mid-state honors, and twice in track... Full name is Eric Torezi Joyce.

2003 Chicago Bears

Players with Pro Experience

38 ERIC MCCOO
Ht: 5-10

Running Back
Wt: 210

Penn State
Born: September 6, 1980

PRO CAREER: Re-claimed by Chicago off waivers from Washington on May 1, 2003... Signed to Redskins reserve/futures list on Jan. 6, 2003... Cut by the Bears on Sept. 1, 2002 following his rookie training camp... Originally signed by Chicago as an undrafted free agent on April 26, 2002. **COLLEGE:** Finished his four-year Penn State career ranked ninth on the school's all-time rushing list with 2,518 career yards... The Nittany Lions' second-leading rusher as a senior with 265 yards on 82 carries with a team-high six TDs... Led PSU in scoring with 54 points as he ranked fourth on the team with 16 catches for 154 yards and three TDs while adding three kickoff returns for 54 yards... As a junior, led the Lions in rushing for the third consecutive season with 692 yards and a team-high five TDs on 140 attempts while finishing as the third-leading receiver with 26 catches for 288 yards and a team-high four TDs... Earned honorable-mention all-Big Ten honors as a sophomore, rushing for 739 yards and four TDs on 148 carries while catching 22 passes for 249 yards... Top collegiate season came as a true freshman as he led PSU with a career-high 822 yards on 127 carries, three TDs to earn second-team freshman all-America honors from The Sporting News... Gained 41 yards on his first collegiate carry and capped his rookie season with 206 yards in the regular season finale vs. Michigan State, the highest rushing total for a true freshman in school history... Majored in recreation and park management. **PERSONAL:** Rushed for 4,963 yards and 52 TDs in his prep career at Red Bank (N.J.) Regional H.S... Earned all-America and all-state accolades as a senior while rushing for 1,785 yards and 26 TDs on 204 carries, without a fumble... Eric F. McCoo, Jr. is the only child of Eric, Sr. and Karen McCoo.

16 EDELL SHEPHERD
Ht: 6-1

Wide Receiver
Wt: 175

San Jose State
Born: May 18, 1980

PRO CAREER: Gained valuable experience during the 2003 NFL Europe season as a starting wide receiver for the Scottish Claymoors... Member of Bears practice squad for all but two weeks of his rookie season; waived on Oct. 1 and re-signed two weeks later... Originally signed by Chicago as an undrafted free agent on April 22, 2002. **COLLEGE:** Ranks as one of the top receivers in San Jose State history after a record-breaking senior season... Named second-team all-Western Athletic Conference after setting school records with 83 catches, 1,500 receiving yards and 14 receiving TDs while starting 12 games as a senior... Twice topped the previous school standard for receiving yards in a game (255) with 269 vs. Nevada (9/22/01) and 264 vs. Fresno State (11/23/01)... Tied a single-game school record with three TD catches vs. Nevada... Ranked eighth in the WAC with a team-high 84 points in 2001 while his 125.0 receiving yards per game placed him second; ranked second in receiving yards and third in receptions... In only two seasons as a Spartan, finished just 16 yards shy of the school mark for career receiving yards with 2,207 on 125 receptions... Owns school record for career receiving TDs with 18... Hauled in 42 catches for 707 yards and four TDs as a junior... Transferred to SJSU after playing his first two collegiate seasons at West Los Angeles College... **PERSONAL:** Lettered in football, track and field and tennis at Dorsey H.S. in Los Angeles... Posted 39 receptions for 635 yards and five TDs as a senior... Outstanding prep triple jumper notched a personal-best of 49-2 3/4... Edell Eugene Shepherd is the middle of three children of Edell and Eleanor Shepherd.

19 ELIJAH THURMON
Ht: 6-3

Wide Receiver
Wt: 205

Howard
Born: August 2, 1978

PRO CAREER: Gained experience as a starting WR for the Berlin Thunder during the 2003 NFL Europe season... Signed as a free agent to the Bears reserve/futures list on Dec. 31, 2002 after being waived by Oakland following training camp (9/1)... Joined Raiders practice squad late in the 2001 season after being waived by Philadelphia following training camp (9/2)... Spent rookie season of 2000 on the Eagles practice squad... Originally signed as an undrafted free agent by Philadelphia on April 19, 2000. **COLLEGE:** The GTE Academic all-America selection at Howard (1996-99) set single-season school records as a senior with 84 receptions and 1,376 receiving yards... Also set a Mid-Eastern Athletic Conference record for his receiving yardage total and ranked second in Division I-AA with his reception total to earn first-team *Associated Press* I-AA all-America honors and first team all-MEAC accolades... Led team in receiving as a junior with 55 catches, 886 yards and nine TDs... Earned a degree in radio, TV and film. **PERSONAL:** All-Conference WR at

2003 Chicago Bears

Players with Pro Experience

Meade (Md.) H.S. where he also played basketball... Has done extensive charitable work with the National Youth Sports Program, Metropolitan Police Boys and Girls Club and the Big Brothers program... Received the U.S. Marine Leadership Award for excellence in the classroom, leadership in the community and accomplishments on the field... Born in Heidelberg, Germany.

67 **JOSH WARNER**
Ht: 6-5

Center / Guard
Wt: 320

SUNY-Brockport
Born: May 15, 1979

PRO CAREER: Two-year NFL Europe veteran, starting at LG for the Berlin Thunder during the last two seasons - including the World Bowl X championship season of 2002... Spent first regular-season time on an NFL roster in 2002, re-signing with Chicago after being waived following training camp... Signed to team's practice squad on Nov. 20 for Games 11-14... Elevated to active roster on Dec. 17... Listed as Gameday Inactive at CAR (12/22) and vs. TB (12/29)... Initially signed with the Bears on Jan. 9, 2002 after sitting out his entire rookie season of 2001 as a free agent following his release by the New York Giants after training camp... Originally signed as an undrafted free agent by the Giants on April 27, 2001. **COLLEGE:** First player in SUNY-Brockport (1998-2001) history to earn American Football Coaches Association all-American honors, doing so following his senior year... Assumed a starting role on the o-line at the end of his freshman season and maintained that role throughout his career... Did not allow a sack of his final three collegiate seasons while paving the way for an offensive that averaged 177 rushing yards per game. **PERSONAL:** Prepped at Cato-Meridian H.S. in Cato, N.Y.



UNDRAFTED FREE AGENTS

11 **BROOKS BARNARD**
Ht: 6-3

Punter
Wt: 195

Maryland
Born: November 4, 1979

Two-time first-team all-ACC punter who left Maryland (1999-2002) as the school's leader in career (43.7), single-season (44.7 in 2000) and single-game (53.8) punting avg... Finished career as fourth-leading punter in ACC history... Semifinalist for the Ray Guy Award as a sophomore and junior, ranked in the top 12 nationally in punting in each of his final three years with the Terrapins... Owns six of the top 12 single-game punting efforts in UM history... Transferred to UM after spending one semester at Oklahoma pursuing a meteorology degree... Punted in all 14 games as a senior, being named all-ACC while leading the ACC and finishing 12th in the nation in punting with a 43.2-yard avg... Punted in all 11 games as a junior earning all-ACC and ACC all-Academic honors... Also received second-team all-America nod by the *Football News*, ranking seventh in the NCAA in punting (44.5) with 17 punts inside-the-20... As a sophomore, punted in all 11 games and ranked fourth nationally with a school-record 44.7-yard punt avg... Earned honorable mention all-America honors from *Football News* and honorable mention all-ACC... Took over punting duties a few games into his redshirt freshman season, punting in eight games and ranking 34th nationally with a 42.1-yard punt avg. to garner a third-team Freshman all-America selection by *The Sporting News*... Majored in kinesiology... Four-year letterwinner at Broadneck H.S. in Arnold, Md., setting all school records for kicking and punting... Posted 42.4-yard punt avg. as a senior... Was a four-year all-county selection and all-state as a junior and senior... Active in Fellowship of Christian Athletes... Named after former Orioles third baseman Brooks Robinson, Brooks Alexander Barnard is the son of Karen and John Barnard.

UNDRAFTED FREE AGENTS

The Bears signed 12 undrafted free agents this spring to go along with 12 draft picks. **Brooks Barnard, Tony Benford, Julius Curry, Jason Goss, Patrick Hughes, Pete Lougheed, Jerry Schumacher, James Thornton, Tim Vincent, Alex Wall, Billy Wingfield and Cameron Worrell** make up the 2003 undrafted rookie draft class.

The following players on the Chicago roster were also signed as undrafted free agents, though not all were originally signed by the Bears: **Rabih Abdullah** (1998 by Tampa Bay), **Bobbie Howard** (1999 by Tampa Bay), **Ahmad Merritt** (2000 by Chicago) and **Bryan Robinson** (1997 by St. Louis).

2003 Chicago Bears

Undrafted Free Agents

67d TONY BENFORD
Ht: 6-2

Defensive Tackle
Wt: 285

Florida State
Born: January 1, 1980

Reserve defensive tackle during his career at Florida State (1999-2002), playing in 42 career games with just one start... Totaled 95 tackles for his career, including 46 solos and 16 TFLs... Played in all 13 games as a senior, starting one game, recording career-highs with 36 tackles and six TFLs... Tied for fourth on team with two sacks... Moved to nose guard for his junior season, playing in all 12 games and ranking sixth among d-linemen with 23 total tackles... Added one sack and four TFLs... Appeared in nine games as a sophomore, recording 24 tackles with two TFLs... Played in eight games as a redshirt freshman, collecting 12 tackles, including four TFLs and one sack... Majored in sociology... First-team all-Colorado defensive line selection out of Jefferson H.S. in Denver after recording 95 tackles and 20.5 sacks as a senior... Played just two years of football at Jefferson... Earned honorable mention all-America status from both SuperPrep and PrepStars... Also lettered in basketball.

47d JULIUS CURRY
Ht: 6-0

Safety
Wt: 195

Michigan
Born: May 17, 1979

Four-year letterwinning safety at Michigan (1998-2002) started 17 of 35 career games played, including 15 of 16 during his sophomore and junior seasons, compiling 100 tackles, six TFLs, two sacks, four interceptions, three fumble recoveries and seven PBU's... Returned 47 punts during his final two seasons, totaling 515 yards (10.6 avg.)... Played in nine games as a senior, starting two and serving as the team's primary punt returner with 28 punt returns for 302 yards (10.8 avg.)... Contributed 21 tackles with one sack, plus two INTs... Tied a U-M single-game record with eight punt returns for 105 yards against Utah... Started four of five games played as a junior, having season interrupted by shoulder injury suffered in the fourth game; came back as a reserve for the Citrus Bowl... Accumulated an 11.2-yard return avg. on 19 punt returns and 11 tackles and one PBU for the season... Started 11 of 12 games as a sophomore and ranked third on team with career-best 59 tackles (50 in Big-Ten play)... Tied for second in Big Ten with three fumbles forced, contributed five TFLs, one sack, five PBU's, three forced fumbles, two INTs and one fumble recovery... Participated as a reserve in nine games as a redshirt freshman and posted nine tackles... Majored in sports management and communication... Four-year starter at RB and DB at Bishop Gallagher H.S. in Detroit... Offensive totals included 398 carries for 2,297 yards and 23 TDs plus 32 receptions for 407 yards and two TDs... Defensively recorded 123 tackles, five TFLs, four forced fumbles, three fumble recoveries and three INTs (including a 99-yard TD return in school-record five-TD game)... Also lettered in track and basketball, receiving all-league recognition in both and all-state in track... Active in community service, helping homeless at his church as well as being a member of SADD and the Spirit Club... Born Julius Justin Curry... Brother, Markus, is a DB on the Michigan football team.

46 JASON GOSS
Ht: 5-10

Cornerback
Wt: 185

Texas Christian
Born: October 4, 1979

Mainstay of the TCU secondary as the top cover corner during the final four years of his career (1998-2002)... Started all 41 games in which he played with the Horned Frogs, twice earning all-Conference USA honors at CB and as a punt returner... Tied for fifth on TCU all-time list with 14 INTs... Added 59 career PBU's and 158 tackles, including 116 solos and six TFLs... Also posted 10.5-yard punt return avg. on 38 career returns with one TD... As a senior, earned first-team all-C-USA honors... Tied school single-season record with career-high eight INTs to go with his 24 PBU's... Ranked sixth on team with 50 tackles (five TFLs, including one sack) and posted 9.3-yard punt return avg. on 11 returns... Named second-team all-C-USA honors as a junior, starting all 12 games, ranking first in the conference and tied for third nationally with 24 PBU's... Finished fifth on squad with 61 tackles while leading the team and tying for fifth in the conference with three INTs... Fourth in punt returns in C-USA with an 11.5-yard avg. on 24 returns, including a 50-yard TD... Started first five games as a sophomore before suffering season-ending knee injury in practice... Recorded 16 tackles, two INTs, four PDs and posted 10.0-yard avg. on three punt returns... Started all 12 games as a redshirt freshman, recording 31 tackles, one INT and seven PDs... Majored in psychology... Three-time second-team all-District 6-5A honoree at O.D. Wyatt H.S. in Forth Worth, Texas... Caught 38 passes for 855 yards and 14 TDs as a wideout during three prep seasons... Also lettered in basketball and baseball... Born Jason Tamon Goss to Paula and James Goss Jr.

2003 Chicago Bears

Undrafted Free Agents

49o PATRICK HUGHES
Ht: 6-3

Tight End
Wt: 270

Florida State
Born: March 24, 1980

Blocking tight end worked his way into the starting lineup during the final two seasons of his career at Florida State (1998-2002), starting 13 of 25 games played as a junior and senior... Caught eight passes for 68 yards with 13 starts in 42 games played during his career... Started eight of 13 games played as a senior, catching four passes for 36 yards... Reserve TE as a junior, but saw action in all 12 games and made five starts... Caught two passes for 13 yards... Granted medical redshirt for 2000 season after suffering a groin injury during the preseason... Served as a reserve TE and special teams player as a sophomore, playing in all 12 games and catching one pass for 13 yards... Played in five games as a backup TE as a true freshman, catching one pass for six yards... Majored in social science... Two-time all-District selection at Nacogdoches (Tex.) H.S... Finished prep career rated as the nation's top TE prospect by the National Recruiting Advisor and SuperPrep, catching 13 passes for 225 yards and four TDs in a run-oriented offense... Honorable mention all-America pick by USA Today.

48o ROBERT JOHNSON
Ht: 6-6

Tight End
Wt: 270

Auburn
Born: June 20, 1980

Productive receiver and blocker from the tight end position during career at Auburn (2000-02), leading the Tigers in TDs receptions each of his final two seasons... Started all 13 games as a junior and finished second on team with 30 catches for 365 yards, catching at least one pass in every game... Led team with four receiving TDs... Rated one of the top 25 TEs in the country by *The Sporting News*... Played in 11 games with five starts as a sophomore, ranking third on team with 17 catches for 225 yards... Tied for team lead with three TD catches... Named to all-SEC Freshman Team and Rivals.Com True Freshman all-America team, finishing with 12 catches for 168 yards and three TDs in 13 games with two starts... Broke bone in wrist vs. Georgia, but wore cast and played final two games of season... Re-signed in February after attending Hargrave Military Academy where he caught 28 passes for 520 yards and four TDs... Consensus pick by recruiting experts as top TE in state coming out of Jefferson Davis H.S. in Montgomery, Ala... Named all-American, "National 50" and third best TE in the country by SuperPrep after catching 39 passes for 573 yards and 14 TDs as a senior... Also selected to *Huntsville Times* "Elite 11", *Birmingham News* "Super Seniors", *Birmingham Post-Herald* "10 Most Wanted"... Rated as one of top three TEs in Southeast by Prep Star... Selected to play in Alabama-Mississippi All-Star Game... Also lettered in basketball... Son of Clementine and Robert Johnson... Uncle Alfonso Johnson played for Green Bay Packers... Majored in public administration.

63o PETE LOUGHEED
Ht: 6-5

Offensive Tackle
Wt: 300

Purdue
Born: January 5, 1979

Versatile offensive tackle began his career at Purdue (1998-2002) as a tight end before becoming a full-time blocker prior to his junior season... Started at LT for all 25 Boilermaker games during his junior and senior seasons... Consensus honorable mention all-Big Ten as a senior, starting all 13 games at LT... Also earned second team Academic all-District V and Academic all-Big Ten... Blocked for offense that averaged 196.5 rushing yards per game and led the Big Ten in total offense with 452.2 yards per game... Started all 12 games at LT and earned Academic all-Big Ten honors as a junior after switching from TE during the spring season... Appeared in all 12 games at TE, including three starts, as a junior... Totaled four receptions for 56 yards with one TD and returned three kickoffs for 34 yards... Also received Academic all-Big Ten recognition... As a redshirt freshman, played in all 12 games as reserve TE and on special teams... Made two tackles on special teams and returned four kickoffs for 50 yards... Majored in industrial engineering... Named a Mr. Football first team all-state as senior FB at Homestead H.S. in Fort Wayne, Ind., after rushing for 850 yards, catching 15 passes for 300 yards and scoring 26 TDs... Contributed seven sacks, three blocked punts and one INT on defense... Also participated in basketball and track and field... Honor Roll member was named *Fort Wayne News-Sentinel* Boys Athlete-of-the-Year... Born Peter Zebadiah Lougheed to Purdue grads Robin and Scott... Father punted at Purdue from 1969-71... Grandfather, Olin, was Purdue offensive guard in 1942.

2003 Chicago Bears

Undrafted Free Agents

62d **JERRY SCHUMACHER** **Linebacker** **Illinois**
Ht: 6-2 **Wt: 245** **Born: December 19, 1980**

Two-time second-team all-Big Ten performer at linebacker during career at Illinois (1999-2002) while topping 100 tackles in each of his final three seasons... Senior captain finished his career ranked eighth on Illinois' all-time tackle list with 370, starting 35 of 47 career games played... Earned Illini Defensive Player-of-the-Year and all-Big Ten honors as a senior after starting all 12 games at LB, recording 12 TFLs and five sacks among 122 tackles, including a career-high 18 tackles vs. Northwestern... As a junior, led team and ranked seventh in conference in tackles with a career-high 125, garnering his first career all-Big Ten nod while starting all 12 games, including the Nokia Sugar Bowl... Also paced team with 17 TFLs and six sacks... Started all 11 games as a sophomore, recording 104 tackles with two TFLs... Played in all 12 games as a reserve LB during his true freshman campaign, posting 19 tackles with two TFLs... Majored in leisure studies... Earned all-conference and MVP of Catholic League Metro Blue division as a senior while playing OLB, TE and special teams for the Mt. Carmel H.S. (Chicago) 1998 IHSA class 5A championship team... Led Caravan to a 14-0 record and Chicago Catholic Metro Blue Conference championship... Also honored as all-state by *Chicago Tribune* and *Chicago Sun-Times*, plus honorable mention all-American by *USA Today*... Lettered in football and basketball... Member of the national honor society... Born Gerald Francis Schumacher to Gerald and Catherine Schumacher... Father, Jerry, played football at the University of Michigan... Has one brother and two sisters... Sister Katie was a member of the 1999 national championship Penn State volleyball team... Helped Coach Turner and teammates conduct the seventh-inning stretch at Wrigley Field in 2002.

48d **JAMES THORNTON** **Cornerback** **Morris Brown**
Ht: 5-11 **Wt: 185** **Born: August 9, 1979**

Three-year captain at Morris Brown... Second-team all-Independent as a senior... Recorded 35 tackles, four INTs, including three returned for TDs, as well as three blocked kicks and two fumble recoveries... Earned academic all-America honors as a junior and senior, graduating with honors in business/marketing... Named school's freshman of the year... Ran track and went to NCAA Championships in the 4x100 meter relay as a freshman... All-area at Troup County H.S. as a senior captain... Also competed in basketball and track... Named basketball defensive MVP as a senior and track MVP... Recognized in Who's Who Among American High School Students... Volunteered his time to work with children at his local YMCA during high school... Won national writing contest for poetry... Youngest of five children of mother Mary... Cousin of former White Sox outfielder Mike Cameron and former CFL veteran Sean Cameron.

76o **TIM VINCENT** **Offensive Tackle** **Northern Illinois**
Ht: 6-6 **Wt: 290** **Born: April 7, 1980**

Two-time all-Mid American Conference performer and four-time letterman at Northern Illinois (1999-2002), starting at left tackle in 39 of 41 career games played... Three-time MAC Honor Roll member and two-time CoSIDA Academic all-America nominee... Received preseason first-team all-MAC selection by five publications heading into his senior year in which he started all 12 games at LT... Blocked for nation's second-leading rusher (Michael Turner with 1,915 yards) as a senior and achieved first-team all-MAC status... Garnered second-team all-MAC honors as a junior, starting all nine games played at LT... Started all 11 games at LT as a sophomore alongside current NFL o-linemen Ryan Diem and McAllister Collins... Started at LT in seven of nine games played as a redshirt freshman... Majored in elementary education... Helped lead Galena (Ill.) H.S. to an undefeated season and Class 1A state and league championships as a senior lineman, playing on the offensive and defensive lines... Selected to the first-team two-way all-Area teams of several publications as a senior after notching 97 tackles, three INTs and three fumble recoveries... Also received Class 1A-3A all-State recognition from the *Chicago Sun-Times*... Honor Roll student also lettered four times in basketball and twice in track.

2003 Chicago Bears

Undrafted Free Agents

6 ALEX WALLS
Ht: 6-1

Kicker
Wt: 190

Tennessee
Born: April 22, 1980

Second team all-America selection by the *Football News*, *Collegefootballnews.com* and *The Sporting News*, third-team selection by the *Associated Press* during his four-year career as placekicker at Tennessee... Finished his Volunteer career ranked fourth on UT's all-time scoring list with 292 points, making 53 of 68 field goal attempts (.779) and 133 of 137 extra points... Began senior season by tying UT record with 17 kicking points in a game, connecting on four field goals against Wyoming... Missed three games due to injury suffered during warm-ups against Middle Tennessee State... Named SEC Special Teams Player-of-the-Week following 10-point effort at Vanderbilt... Tied a career high with an SEC Championship game record 51-yard field goal to cap his junior season... Lou Groza Award finalist as a sophomore tying school record for field goals made in a game (5) while establishing a new mark for extra points made in a game (10)... Made 16 consecutive field goals and set school record for field goal percentage in a season, converting 18 of 20 FG attempts (.900)... Saw action in 10 games as a freshman after taking over placekicking duties when starter Robert Loudermilk was injured... Converted 35 of 36 extra points and eight of 11 field goals... All-city, all-Big Six, all-district, all-region, all-Southwest Virginia and all-state selection as a placekicker at Virginia (Bristol, Va.) HS... Earned all-district, all-region and honorable mention all-state honors as a punter... Played striker in soccer and was named state Player-of-the-Year.

15 BILLY WINGFIELD
Ht: 5-10

Wide Receiver
Wt: 181

Boise State
Born: July 30, 1981

Elevated his receiving numbers among the all-time leaders in Boise State history by capping off his BSU career (1998-2002) with a record-setting senior campaign... Four-year letterwinner ended career ranked 13th on the school's all-time receiving yardage list with 1,710 yards on 114 receptions after establishing a new Bronco single-season receiving record... Caught nine career TD receptions while starting 13 of 38 career games played... Stellar senior season saw him earn second-team all-Western Athletic Conference honors while finishing third in the WAC and 24th in the nation with 87.5 receiving yards per game... Led the team in receptions with 62, receiving yards with school-record 1,138, and TD catches with seven... First BSU receiver to top the 1,000-yard plateau in a season since 1981... His 62 catches rank as the seventh most in a single season at BSU... Played in all 12 games as a junior as part of WR rotation, finishing fifth on the team with 27 catches for 340 yards and two TDs... Redshirted during the 2000 season... Ranked fifth on team in receiving as a sophomore, catching 22 passes for 219 yards in nine games as a reserve WR... Also rushed six times for 23 yards... Played in four games as a true freshman, making three receptions for 13 yards... Majored in business management... Received first team all-city, all-league and *Los Angeles Times* honors during his prep career at Carson H.S. in Long Beach, Calif... Caught 40 passes for 896 yards as a senior after a junior year in which he caught 20 passes for 362 yards... Also an outstanding track and field athlete with a first place finish in the 200-meter dash (21.68), and a third place finish in the long jump... Owns his high school's long jump record with a 22-6.75 leap.

44d CAMERON WORRELL
Ht: 5-11

Safety
Wt: 199

Fresno State
Born: December 14, 1979

Developed into a first-team all-Western Athletic Conference performer at safety as a senior in his first year as a starter... Began and ended his college career at Fresno State, but played his sophomore season at Fresno City College... Started all 14 games as a senior and led the Bulldogs with 106 tackles and five INTs, both career-highs... Tallied double-figure tackle totals in four games... Added seven PDs, four sacks, two forced fumbles and one fumble recovery... Returned INT for a TD vs. Nevada... Posted one INT and career-high 16 tackles vs. Rice... Played in all 14 games as a junior reserve safety, recording 31 tackles with two sacks, four TFLs two INTs and one fumble recovery... Transferred to Fresno City College for one season, helping lead the Rams to a perfect regular season... Did not see any game time as a redshirt freshman for FSU in 1999... Two-year starter at Chowchilla (Calif.) H.S. playing both RB and S... Earned North Sequoia League Offensive Player-of-the-Year honors as a senior... Also named to the all-section team, gaining 1,300 yards on 160 carries with 16 TDs on offense and two INTs on defense... One of three children born to Polly and Dale Worrell.

2003 Chicago Bears

Veteran Roster

No.	Name	Pos	Ht	Wt	Born	Exp	College	Acq
27	Abdullah, Rabih	RB	6-0	220	4-27-75	6	Lehigh	UFA-02 (TB)
23	Azumah, Jerry	CB	5-10	195	9-1-77	5	New Hampshire	D5c-99
86	Booker, Marty	WR	6-0	212	7-31-76	5	Northeast Louisiana	D3c-99
70	Boone, Alfonso	DT	6-4	328	1-11-76	3	Mt. San Antonio JC	DET PS-00
96	Brown, Alex	DE	6-3	272	6-4-79	2	Florida	D4-02
30	Brown, Mike	S	5-10	212	2-13-78	4	Nebraska	D2-00
55	Caldwell, Mike	LB	6-2	235	8-31-71	11	Middle Tenn. St.	UFA-02 (PHI)
49	Cerqua, Marq	LB	6-0	227	4-3-77	2	Carson-Newman	WFA-02 (TB)
12	Chandler, Chris	QB	6-4	224	10-12-65	16	Washington	WFA-02 (ATL)
88	Clark, Desmond	TE	6-3	255	4-20-77	5	Wake Forest	UFA-03 (MIA)
75	Colombo, Marc	T	6-8	325	10-8-78	2	Boston College	D1-02
93	Daniels, Phillip	DE	6-5	285	3-4-73	8	Georgia	UFA-00 (SEA)
82	Davis, John	TE	6-4	265	5-14-73	7	Emporia State	WFA-01 (MIN)
2	Edinger, Paul	K	5-8	175	1-17-78	4	Michigan State	D6b-00
87	Elliott, Jamin	WR	5-11	195	10-5-79	2	Delaware	D6b-02
69	Gandy, Mike	T/G	6-4	325	1-3-79	3	Notre Dame	D3-01
78	Gibson, Aaron	G/T	6-6	375	9-27-77	5	Wisconsin	WFA-02 (DAL)
85	Gilmore, John	TE	6-4	260	9-21-79	2	Penn State	WFA-02 (NO)
72	Grant, Ernest	DT	6-6	320	5-17-76	4	Ark.-Pine Bluff	WFA-02 (MIA)
25	Gray, Bobby	S	6-0	212	4-30-78	2	Louisiana Tech	D5a-02
43	Green, Mike	S	6-0	195	12-6-76	4	Northwestern State (La.)	D7b-00
73	Grice, Shane	G	6-2	307	12-20-76	3	Mississippi	WFA-02 (TB)
53	Holdman, Warrick	LB	6-1	234	11-22-75	5	Texas A&M	D4a-99
52	Howard, Bobbie	LB	5-10	232	6-14-77	3	Notre Dame	WFA-00
90	Knight, Bryan	LB	6-2	238	1-22-79	2	Pittsburgh	D5b-02
57	Kreutz, Olin	C	6-2	292	6-9-77	6	Washington	D3-98
89	Lyman, Dustin	TE	6-4	245	8-5-76	4	Wake Forest	D3b-00
65	Mannelly, Patrick	T/LS	6-5	265	4-18-75	6	Duke	D6b-98
4	Maynard, Brad	P	6-1	186	2-9-74	7	Ball State	UFA-01 (NYG)
26	McMillon, Todd	CB	5-11	188	9-26-74	4	Northern Arizona	UFA-00
21	McQuarters, R.W.	CB	5-10	198	12-21-76	6	Oklahoma State	TR-00 (SF)
81	Merritt, Ahmad	WR	5-10	195	2-5-77	3	Wisconsin	(UFA-00)
60	Metcalf, Terrence	G/T	6-3	325	1-28-78	2	Mississippi	D3-02
29	Peterson, Adrian	RB	5-10	210	7-1-79	2	Georgia Southern	D6a-02
36	Pritchett, Stanley	FB	6-2	250	12-22-73	8	South Carolina	WFA-01 (PHI)
74	Robertson, Bernard	T	6-3	315	6-9-79	3	Tulane	D5-01
98	Robinson, Bryan	DT	6-4	305	6-22-74	7	Fresno State	WFA-98 (STL)
17	Sauter, Cory	QB	6-4	215	11-21-74	6	Minnesota	WFA-02 (IND)
76	Setzer, Bobby	DE	6-4	275	6-16-76	3	Boise State	WFA-02 (SF)
31	Shelton, Daimon	FB	6-0	262	9-15-72	7	Sacramento State	UFA-01 (JAX)
95	Stamper, John	DE	6-4	274	8-30-78	2	South Carolina	WFA-02 (TB)
10	Stewart, Kordell	QB	6-1	218	10-16-72	9	Colorado	WFA-03 (PIT)
99	Tafoya, Joe	DE	6-4	278	9-6-78	3	Arizona	WFA-01 (TB)
83	Terrell, David	WR	6-3	215	3-13-79	3	Michigan	D1-01
35	Thomas, Anthony	RB	6-2	228	11-11-77	3	Michigan	D2-01
94	Traylor, Keith	DT	6-2	340	9-3-69	12	Central St. (Okla.)	UFA-01 (DEN)
64	Tucker, Rex	G	6-5	320	12-20-76	5	Texas A&M	D3a-99
54	Urlacher, Brian	LB	6-4	258	5-25-78	4	New Mexico	D1-00
58	Villarrial, Chris	G	6-3	318	6-9-73	8	Indiana (Pa.)	D5-96
92	Washington, Ted	DT	6-4	375	4-13-68	13	Louisville	UFA-01 (BUF)
80	White, Dez	WR	6-1	215	8-23-79	4	Georgia Tech	D3a-00
20	Williams, Roosevelt	CB	6-0	196	9-10-78	2	Tuskegee	D3-02

2003 Chicago Bears

First-Year Roster

FIRST YEAR PLAYERS* (12)

No.	Name	Pos	Ht	Wt	Born	Exp	College	Acq
63	Demaree, Chris	DE	6-3	268	3-12-80	1	Kentucky	WFA-02 (SD)
79	Edwards, Steve	T	6-5	340	2-20-79	1	Central Florida	WFA-02 (PHI)
48	Fletcher, Bryan	TE	6-5	235	3-23-79	1	UCLA	D6c-02
45	Foreman, Tyree	FB	5-11	230	11-6-79	1	Virginia	WFA-02 (SD)
39	Gaines, Teddy	CB	5-10	175	9-12-79	1	Tennessee	WFA-02 (SF)
62	Grzeskowiak, Jeff	G	6-5	325	11-9-78	1	Akron	UnFA-02
22	Hicks, Maurice	RB	5-10	200	7-22-78	1	North Carolina A&T	UnFA-02
38	Joyce, Eric	CB	5-10	200	11-24-78	1	Tennessee State	WFA-02 (ARZ)
37	McCoo, Eric	RB	5-10	210	9-6-80	1	Penn State	WC-03 (WASH)
16	Shepherd, Edell	WR	6-1	175	5-18-80	1	San Jose State	UnFA-02
19	Thurmon, Elijah	WR	6-3	205	8-2-78	1	Howard	WFA-02 (OAK)
67	Warner, Josh	C/G	6-5	320	5-15-79	1	SUNY-Brockport	UnFA-02

ROOKIES (25)

No.	Name	Pos	Ht	Wt	Born	Exp	College	Acq
68	Anderson, Bryan	G	6-4	325	3-30-80	R	Pittsburgh	D7-03
11	Barnard, Brooks	P	6-3	195	11-4-79	R	Maryland	UnFA-03
67	Benford, Tony	DT	6-2	285	1-1-80	R	Florida State	UnFA-03
91	Briggs, Lance	LB	6-1	245	11-12-80	R	Arizona	D3-03
47	Curry, Julius	S	6-0	195	5-17-79	R	Michigan	UnFA-03
44	Forsey, Brock	RB	5-11	203	2-11-80	R	Boise State	D6b-03
18	Gage, Justin	WR	6-4	208	1-25-81	R	Missouri	D5b-03
46	Goss, Jason	CB	5-10	185	10-4-79	R	Texas Christian	UnFA-03
8	Grossman, Rex	QB	6-1	222	8-23-80	R	Florida	D1b-03
97	Haynes, Michael	DE	6-3	281	9-13-80	R	Penn State	D1a-03
49	Hughes, Patrick	TE	6-3	270	3-24-80	R	Florida State	UnFA-03
32	Johnson, Todd	FS	6-1	200	12-18-78	R	Florida	D4a-03
48	Johnson, Robert	TE	6-6	270	6-20-80	R	Auburn	WC-03 (ATL)
73	LaFavor, Tron	DT	6-2	290	11-27-79	R	Florida	D5c-03
63	Lougheed, Pete	T	6-5	300	1-5-79	R	Purdue	UnFA-03
59	Odom, Joe	LB	6-1	238	12-14-79	R	Purdue	D6a-03
62	Schumacher, Jerry	LB	6-2	245	12-19-80	R	Illinois	UnFA-03
71	Scott, Ian	DT	6-2	315	11-8-81	R	Florida	D4b-03
48	Thornton, James	CB	5-11	185	8-9-79	R	Morris Brown	UnFA-03
33	Tillman, Charles	CB	6-1	196	2-23-81	R	Louisiana-Lafayette	D2-03
76	Vincent, Tim	T	6-6	290	4-7-80	R	Northern Illinois	UnFA-03
84	Wade, Bobby	WR	5-10	193	2-25-81	R	Arizona	D5a-03
6	Walls, Alex	K	6-1	190	4-22-80	R	Tennessee	UnFA-03
15	Wingfield, Billy	WR	5-10	181	7-30-81	R	Boise State	UnFA-03
44	Worrell, Cameron	S	5-11	199	12-14-79	R	Fresno State	UnFA-03

* First year designation is for players who have previously been in a professional football league in either training camp, regular season, or post-season; but were not on the active roster (or IR) for at least six games.

pro NUN see ay shun

Rabih Abdullah	RAH-bee	Brian Urlacher	Urr LACK er
Jerry Azumah	ah ZOO muh	Chris Villarrial	vuh LAR ree uhl
Paul Edinger	ED in juhr		
Jamin Elliott	JAY-mihn	Greg Blache	Blah-shh
Marq Cerqua	Mark SIR-kwaa	Tim Bream	BRAME
Jeff Grzeskowiak	Gresk-O-vee-ack	Dick Jauron	juh RON
Olin Kreutz	kroots		
Cory Sauter	SAW-ter		

2003 Chicago Bears

Career NFL Stats of Active Bears

SCORING	TDs: Ru-Re-Rt	PAT	FG	S	Pts
Edinger (3)	0 0 0	84	69	0	291
Stewart (8)	35 5 0	0	0	0	240
Booker (4)	0 19 0	0	0	0	114
Thomas (2)	13 0 0	0	0	0	80
Chandler (15)	12 0 0	0	0	0	72
Pritchett (7)	3 7 0	0	0	0	60
Clark (4)	0 9 0	0	0	0	54
Terrell (2)	0 7 0	0	0	0	42
Davis (6)	0 6 0	0	0	0	36
White (3)	0 5 0	0	0	0	30
M. Brown (3)	0 0 4	0	0	0	24
Caldwell (10)	0 0 3	0	0	0	18
McQuarters (5)	0 0 3	0	0	0	18
Lyman (3)	0 2 0	0	0	0	12
Shelton (6)	1 1 0	0	0	0	12
Urlacher (3)	0 1 1	0	0	0	12
Peterson (1)	1 0 0	0	0	0	6

2-pt. Conversions: Thomas

RUSHING	No	Yds	Avg	Lg	TD
Stewart (8)	495	2545	5.1	80t	35
Thomas (2)	492	1904	3.9	46	13
Chandler (15)	356	1273	3.6	29t	12
Pritchett (7)	122	438	3.6	25	3
Abdullah (5)	32	122	3.8	19	0
Burris (2)	15	104	6.9	17	0
Shelton (6)	39	104	2.7	16	1
Peterson (1)	19	101	5.3	14	1
Maynard (6)	1	20	20.0	20	0
Booker (4)	7	15	2.1	13	0
White (3)	4	9	2.3	21	0
Sauter (5)	2	8	4.0	7	0
Merritt (2)	1	5	5.0	5	0

RECEIVING	No	Yds	Avg	Lg	TD
Booker (4)	263	2969	11.3	66t	19
White (3)	106	1171	11.0	76t	5
Pritchett (7)	142	1156	8.1	74t	7
Clark (4)	81	952	11.8	44	9
Stewart (8)	41	658	16.0	71t	5
Terrell (2)	43	542	12.6	62	7
Davis (6)	55	517	9.4	37	6
Thomas (2)	46	341	7.4	23	0
Shelton (6)	45	324	7.2	19	1
Gilmore (1)	10	130	13.0	30	0
Lyman (3)	15	125	8.3	21	2
Merritt (2)	16	120	7.5	25	0
Abdullah (4)	6	51	8.5	14	0
Urlacher (3)	1	27	27.0	27	1
Peterson (1)	3	18	6.0	16	0

PASSING	Att	Cmp	Yds	Cmp%	Y/Att	TD	TD%	Int	Int%	Lg	Sack/Lost	Rating
Chandler (15)	3751	2186	26971	58.3	7.19	165	4.4	131	3.5	94t	360/2447	80.7
Stewart (8)	2107	1190	13328	56.5	6.33	70	3.3	72	3.4	90t	147/906	72.3
Booker (4)	14	4	156	28.6	11.14	4	28.6	0	0.0	44t	0/0	113.1
Sauter (5)	9	6	59	66.7	6.56	0	0.0	0	0.0	31	0/0	85.0
Maynard (6)	3	2	39	66.7	13.0	2	66.7	0	0.0	27t	0/0	149.3
Urlacher (3)	1	0	0	0.0	0.00	0	0.0	0	0.0	0	0/0	39.6

PUNT RETURNS	Ret	FC	Yds	Avg	Lg	TD
McQuarters (5)	77	14	592	7.7	72t	1
Merritt (2)	10	2	71	7.1	18	0

KICKOFF RETURNS	No	Yds	Avg	Lg	TD
Merritt (2)	45	1029	22.9	63	0
McQuarters (5)	43	907	21.1	45	0
Azumah (4)	4	65	16.3	23	0

PUNTING	No	Yds	Avg	Net	TBIn20	Lg	B
Maynard (6)	554	23346	42.1	35.6	46	185	75
Stewart (8)	1	35	35.0	35.0	0	1	35
Edinger (3)	1	34	34.0	34.0	0	1	34

INTERCEPTIONS	No	Yds	Avg	Lg	TD
M. Brown (3)	9	132	14.7	35t	3
Caldwell (10)	8	145	18.1	45	3
McQuarters (5)	6	166	27.7	61t	1
Urlacher (3)	6	79	13.2	41	0
Azumah (4)	2	34	17.0	18	0
Traylor (11)	2	129	69.5	67	1
Washington (12)	2	5	2.5	5	0
Holdman (4)	1	0	0.0	0	0
Howard (2)	1	9	9.0	9	0

DEFENSE	Tackles	Solo	FF	FR	PD	Sack
Washington (12)	852	596	7	2	28	29.0
Caldwell (10)	672	389	5	2	41	14.5
Urlacher (3)	527	354	3	5	13	18.5
Traylor (11)	409	281	10	3	23	13.0
Holdman (4)	333	229	7	1	8	3.5
Daniels (7)	329	206	8	7	19	42.0
M. Brown (3)	315	196	3	4	28	3.0
B. Robinson (6)	292	181	5	1	27	16.5
McQuarters (5)	261	194	2	2	42	2.0
Green (3)	206	135	2	2	9	4.0
Azumah (4)	193	145	4	1	23	3.0
Howard (2)	57	43	0	1	2	0.5
A. Brown (1)	49	32	3	3	3	2.5
Grant (3)	41	17	0	0	0	0.5
Boone (3)	39	24	1	2	1	3.5
McMillon (3)	24	20	0	0	3	0.0
Knight (1)	12	6	1	3	0	1.5
Williams (1)	11	7	0	2	3	0.0
Tafoya (2)	9	5	0	0	0	0.5
Setzer (2)	5	3	1	0	0	1.0
Gray (1)	3	3	0	0	0	0.0

() Seasons in the NFL with at least 1 game played.
Does not include postseason games.

2003 Chicago Bears

How the '03 Bears were Built


YEAR	DRAFT	FREE AGENTS / WAIVERS	TRADE
2003	1. Michael Haynes 1. Rex Grossman 2. Charles Tillman 3. Lance Briggs 4. Todd Johnson 4. Ian Scott 5. Bobby Wade 5. Justin Gage 5. Tron LaFavor 6. Joe Odum 6. Brock Forsey 7. Bryan Anderson	Desmond Clark (MIA) Eric McCoo (WASH) Kordell Stewart (PIT)	
2002	1. Marc Colombo 3. Roosevelt Williams 3. Terrance Metcalf 4. Alex Brown 5. Bobby Gray 5. Bryan Knight 6. Adrian Peterson 6. Jamin Elliott 6. Bryan Fletcher	Rabih Abdullah (TB) Mike Caldwell (PHI) Marq Cerqua (TB) Chris Chandler (ATL) Chris Demaree (SD) Steve Edwards (PHI) Tyree Foreman (SD) Teddy Gaines (SF) Aaron Gibson (DAL) John Gilmore (NO) Ernest Grant (MIA) Shane Grice (TB) Jeff Grzeskowiak (UnFA) Maurice Hicks (UnFA) Eric Joyce (ARZ) Cory Sauter (IND) Bobby Setzer (SF) Edell Shepherd (UnFA) John Stamper (TB) Elijah Thurmon (OAK) Josh Warner (UFA)	
2001	1. David Terrell 2. Anthony Thomas 3. Mike Gandy 5. Bernard Robertson	John Davis (WFA-MIN) Brad Maynard (NYG) Stanley Pritchett (WFA-PHI) Daimon Shelton (UFA-JAX) Joe Tafoya (WFA-TB) Keith Traylor (DEN) Ted Washington (BUF)	
2000	1. Brian Urlacher 2. Mike Brown 3. Dez White 3. Dustin Lyman 6. Paul Edinger 7. Mike Green	Alfonso Boone (DET-PS) Phillip Daniels (SEA) Bobbie Howard (WFA) Todd McMillon (CFL) Ahmad Merritt (UnFA)	R.W. McQuarters (SF)
1999	3. Rex Tucker 3. Marty Booker 4. Warrick Holdman 5. Jerry Azumah		
1998	3. Olin Kreutz 6. Patrick Mannelly	Bryan Robinson (STL)	
1996	5. Chris Villarrial		

* The following players joined the Bears in 2003 as undrafted or waived free agents:

Brooks Barnard (UnFA)
Tony Benford (UnFA)
Julius Curry (UnFA)
Jason Goss (UnFA)
Patrick Hughes (UnFA)
Robert Johnson (WC-ATL)
Pete Loughheed (UnFA)

Jerry Schumacher (UnFA)
James Thornton (UnFA)
Tim Vincent (UnFA)
Alex Wall (UnFA)
Billy Wingfield (UnFA)
Cameron Worrell (UnFA)

Year in Review



Year-in-Review

2002 Final Statistics

WON 4, LOST 12

09/08	W	27-23	Minnesota	63,226
09/15	W	14-13	at Atlanta	68,081
09/22	L	23-29	New Orleans	63,216
09/29	L	27-33 (ot)	at Buffalo	72,780
10/07	L	21-34	Green Bay	63,226
10/20	L	20-23 (ot)	at Detroit	60,421
10/27	L	7-25	at Minnesota	64,122
11/03	L	13-19	Philadelphia	54,049
11/10	L	30-33	New England	63,105
11/18	L	16-21	at St. Louis	66,250
11/24	W	20-17 (ot)	Detroit	62,375
12/01	L	20-30	at Green Bay	64,196
12/09	L	9-27	at Miami	73,609
12/15	W	20-13	New York Jets	62,226
12/22	L	14-24	at Carolina	72,602
12/29	L	0-15	Tampa Bay	55,832

Bears Opp

TOTAL FIRST DOWNS	260	328
Rushing	79	110
Passing	156	185
Penalty	25	33
3rd Down: Made/Att	71/210	85/230
3rd Down Pct.	33.8	37.0
4th Down: Made/Att	10/21	9/15
4th Down Pct.	47.6	60.0
POSSESSION AVG	27:42	32:18
TOTAL NET YARDS	4395	5606
Avg. Per Game	274.7	350.4
Total Plays	969	1086
Avg. Per Play	4.5	5.2
NET YARDS RUSHING	1344	2076
Avg. Per Game	84.0	129.8
Total Rushes	382	504
NET YARDS PASSING	3051	3530
Avg. Per Game	190.7	220.6
Sacked/Yards Lost	44/265	35/252
Gross Yards	3316	3782
Att./Completions	543/310	547/335
Completion Pct.	57.1	61.2
Had Intercepted	18	9
PUNTS/AVERAGE	87/42.3	78/41.8
NET PUNTING AVG.	87/37.4	78/34.1
PENALTIES/YARDS	95/864	115/935
FUMBLES/BALL LOST	29/17	35/19
TOUCHDOWNS	31	38
Rushing	8	13
Passing	22	24
Returns	1	1

SCORE BY PERIOD 1 2 3 4 OT Tot

TEAM	45	93	61	79	3	281
OPPONENTS	41	148	92	89	9	379

SCORING TDs: Ru-Pa-Rt K-PAT FG S Pts

Edinger	0	0	0	0	29/29	22/28	0	95
Booker	6	0	6	0			0	36
Thomas	6	6	0	0			0	36
White	4	0	4	0			0	24
Davis	3	0	3	0			0	18
M. Robinson	3	0	3	0			0	18
Terrell	3	0	3	0			0	18
Lyman	2	0	2	0			0	12
M. Brown	1	0	0	1			0	6
L. Johnson	1	1	0	0			0	6
Peterson	1	1	0	0			0	6
Pritchett	1	0	1	0			0	6
TEAM	31	8	22	1	29/29	22/28	0	281
OPPONENTS	38	13	24	1	34/34	37/44	1	379

2-Pt. Conversions: TEAM 0-2, OPPONENTS 2-3

RUSHING No Yds Avg Lg TD

Thomas	214	721	3.4	34	6
L. Johnson	103	329	3.2	23	1
Burris	15	104	6.9	17	0
Peterson	19	101	5.3	14	1
Chandler	10	32	3.2	14	0
Maynard	1	20	20.0	20	0
Miller	13	11	0.8	5	0
White	3	11	3.7	21	0
Sauter	2	8	4.0	7	0
Merritt	1	5	5.0	5	0
Pritchett	1	2	2.0	2	0
TEAM	382	1344	3.5	34	8
OPPONENTS	504	2076	4.1	63t	13

RECEIVING No Yds Avg Lg TD

Booker	97	1189	12.3	54	6
White	51	656	12.9	76t	4
Thomas	24	163	6.8	19	0
M. Robinson	21	244	11.6	45t	3
Davis	20	193	9.7	37	3
Pritchett	19	165	8.7	24	1
L. Johnson	16	125	7.8	31	0
Lyman	14	121	8.6	21	2
Merritt	14	100	7.1	25	0
Gilmore	10	130	13.0	30	0
Terrell	9	127	14.1	52	3
Shelton	7	34	4.9	8	0
Baxter	5	51	10.2	22	0
Peterson	3	18	6.0	16	0
TEAM	310	3316	10.7	76t	22
OPPONENTS	335	3782	11.3	85t	24

Year-in-Review

2002 Final Statistics

INTERCEPTIONS	No	Yds	Avg	Lg	TD
M. Brown	3	16	5.3	16	0
Austin	2	0	0.0	0	0
Moore	1	35	35.0	35	0
McQuarters	1	33	33.0	33	0
Howard	1	9	9.0	9	0
Urlacher	1	0	0.0	0	0
Azumah	0	18	---	18	0
TEAM	9	111	12.3	35	0
OPPONENTS	18	258	14.3	72	1

KICKOFF RETURNS	No	Yds	Avg	Lg	TD
Merritt	45	1029	22.9	63	0
L. Johnson	21	418	19.9	35	0
Abdullah	9	182	20.2	35	0
Sutherland	3	49	16.3	18	0
Peterson	2	37	18.5	21	0
White	2	47	23.5	27	0
Shelton	1	0	0.0	0	0
TEAM	83	1762	21.2	63	0
OPPONENTS	61	1361	22.3	67	0

SACKS: Colvin 10.5, Daniels 5.5, Urlacher 4.5, Caldwell 3.0, A. Brown 2.5, Boone 1.5, Knight 1.5, Azumah 1.0, Green 1.0, B. Robinson 1.0, Traylor 1.0, Howard 0.5, Tafoya 0.5, Team 1.0;
BEARS 35.0, OPPONENTS 44.0

PUNTING	No	Yds	Avg	Net	TBl	20	Lg	B
Maynard	87	3679	42.3	37.4	2	26	75	0
TEAM	87	3679	42.3	37.4	2	26	75	0
OPPONENTS	78	3260	41.8	34.1	12	24	67	1

PUNT RETURNS	Ret	FC	Yds	Avg	Lg	TD
L. Johnson	28	10	288	10.3	30	0
Merritt	10	2	71	7.1	18	0
TEAM	38	12	359	9.4	30	0
OPPONENTS	46	19	386	8.4	57	0

FIELD GOALS	1-19	20-29	30-39	40-49	50+
Edinger	0/0	4/4	5/6	8/10	5/8
TEAM	0/0	4/4	5/6	8/10	5/8
OPPONENTS	0/0	17/18	11/13	8/9	1/4

Edinger:(49G,49G,43N)(50N)(31G,25G,58N,25G)(46G,24G)(53G,42G)(30G,53G)(39G,40G,32G)(37G,48G,50G)(35N,22G,40G)(52N)(52G)(53G,48G)(48B)()

OPPONENTS:(30G,22G,42G)(50N,37G,27G,45N)() (48G,49G,39B)(49G,28B,36N,35G,50N)(55N,30G,24G,48G)(44G,24G,24G)(23G,36G,27G,22G)(57G,31G,42G,25G)() (22G)(21G,31G,27G)(23G,29G)(42G,28G)(25G)(30G,32G,33G,26G,33G)

PASSING	Att	Cmp	Yds	Cmp%	Yd/Att	TD	TD%	Int	Int%	Lg	Sack/Lost	Rating
Miller	314	180	1944	57.3	6.19	13	4.1	9	2.9	54	16/ 101	77.5
Chandler	161	103	1023	64.0	6.35	4	2.5	4	2.5	76t	23/ 144	79.8
Burris	51	18	207	35.3	4.06	3	5.9	5	9.8	45t	4/ 20	28.4
Sauter	9	6	59	66.7	6.56	0	0.0	0	0.0	31	0/ 0	85.0
Booker	5	1	44	20.0	8.80	1	20.0	0	0.0	44t	0/ 0	103.3
L. Johnson	1	1	27	100.0	27.0	0	0.0	0	0.0	27	1/ 0	118.8
Maynard	1	1	12	100.0	12.00	1	100.0	0	0.0	12t	0/ 0	156.3
Urlacher	1	0	0	0.0	0.00	0	0.0	0	0.0	0	0/ 0	39.6
TEAM	543	310	3316	57.1	6.11	22	4.1	18	3.3	76t	44/ 265	74.8
OPPONENTS	547	335	3782	61.2	6.91	24	4.4	9	1.6	85t	35/ 252	89.7

NFC NORTH FUTURE OPPONENTS

CHICAGO BEARS

2004		2005		2006	
Home	Away	Home	Away	Home	Away
PHL	DAL	ATL	NO	SF	ARZ
WAS	NYG	CAR	TB	SEA	STL
HOU	JAX	BAL	CLE	BUF	NE
IND	TEN	CEN	PIT	MIA	NYJ
NFCW	NFCs	NFCW	NFCe	NFCs	NFCe

DETROIT LIONS

2004		2005		2006	
Home	Away	Home	Away	Home	Away
PHL	DAL	ATL	NO	SF	ARZ
WAS	NYG	CAR	TB	SEA	STL
HOU	JAX	BAL	CLE	BUF	NE
IND	TEN	CIN	PIT	MIA	NYJ
NFCW	NFCs	NFCW	NFCe	NFCs	NFCe

GREEN BAY PACKERS

2004		2005		2006	
Home	Away	Home	Away	Home	Away
DAL	PHL	NO	ATL	ARZ	SF
NYG	WAS	TB	CAR	STL	SEA
JAX	HOU	CLE	BAL	NE	BUF
TEN	IND	PIT	CIN	NYJ	MIA
NFCW	NFCs	NFCW	NFCe	NFCs	NFCe

MINNESOTA VIKINGS

2004		2005		2006	
Home	Away	Home	Away	Home	Away
DAL	PHL	NO	ATL	ARZ	SF
NYG	WAS	TB	CAR	STL	SEA
JAX	HOU	CLE	BAL	NE	BUF
TEN	IND	PIT	CIN	NYJ	MIA
NFCW	NFCs	NFCW	NFCe	NFCs	NFCe

Year-in-Review

2002 Final Statistics

DEFENSE	Tackles	Solo	Assist	TFL	FF	FR	PD	Sacks	Int
Urlacher	214	159	55	19	2	2	8	4.5	1
Green	138	89	49	5	0	2	5	1.0	0
Brown, M.	111	71	40	2	1	2	9	0.0	3
Azumah	92	73	19	2	2	0	8	1.0	0
Colvin	72	58	14	8	3	1	5	10.5	0
Caldwell	69	49	20	1	0	1	2	3.0	0
Daniels	64	40	24	3	0	1	1	5.5	0
Howard	57	43	14	2	0	0	1	0.5	1
McQuarters	51	38	13	1	0	1	5	0.0	1
Brown, A.	49	32	17	3	3	3	3	2.5	0
Robinson	46	32	14	2	2	0	5	1.0	0
Traylor	41	24	17	6	1	0	2	1.0	0
Boone	28	22	6	3	1	1	1	1.5	0
Austin	26	22	4	0	2	0	5	0.0	2
Holdman	26	16	10	1	1	0	2	0.0	0
McMillon	23	19	4	0	0	0	3	0.0	0
Peter	22	16	6	1	0	0	0	0.0	0
Grant	18	7	11	1	0	0	0	0.0	0
Whigham	15	8	7	0	1	0	1	0.0	0
Knight	12	6	6	0	1	3	0	1.5	0
Williams, R.	11	7	4	0	0	1	3	0.0	0
Washington	9	2	7	2	0	0	1	0.0	0
McKenzie	8	3	5	1	0	0	0	0.0	0
Moore	8	4	4	0	0	0	3	0.0	1
Tafoya	8	5	3	1	0	0	0	0.5	0
Coleman	3	3	0	0	0	0	0	0.0	0
Gray	3	3	0	0	0	0	0	0.0	0
Joyce	1	0	1	0	0	0	0	0.0	0
Setzer	1	0	1	0	0	0	0	0.0	0

KEY: TFL - Tackles for loss; FF - Forced Fumbles; FR - Fumbles Recovered;
PD - Passes Defended (Compiled from coaches watching game films).

Special Teams	Tackles	Solo	Assists	Tackles			Bik	Bik
				in-20	FF	FR	Punt	FG/PAT
Abdullah	20	18	2	0	1	1	0	0
Howard	19	15	2	2	0	0	1	0
Green	15	12	3	0	0	0	0	0
Whigham	15	11	3	1	1	0	0	0
Knight	12	9	3	0	0	0	0	0
Mannelly	11	8	3	0	0	0	0	0
Tafoya	11	9	2	0	0	0	0	0
Brown, M.	10	10	0	0	0	0	0	0
McMillon	10	7	3	0	0	0	0	0
Merritt	8	7	1	0	0	0	0	0
Lyman	7	7	0	0	0	0	0	0
Caldwell	6	5	1	0	0	0	0	0
Pritchett	5	1	4	0	0	0	0	0
Moore	4	4	0	0	0	0	0	0
Peterson	4	3	1	0	0	0	0	0
Edinger	3	3	0	0	0	0	0	0
Stamper	3	3	0	0	0	0	0	0
Gray	2	2	0	0	0	0	0	0
Johnson	2	1	1	0	0	0	0	0
Williams, R.	2	1	1	0	0	0	0	0
Joyce	1	1	0	0	0	0	0	0
Urlacher	1	1	0	0	0	0	0	0
Colombo	0	0	0	0	0	0	0	1
Williams, J.	0	0	0	0	0	0	0	1

Year-in-Review

2002 Durability Chart

NAME	at		at		at		at		P		at		at		at		at		GP-GS
	M	A	I	N	B	G	D	E	M	H	S	T	D	G	M	N	C	A	
	N	L	O	F	B	T	N	N	I	E	L	L	T	B	A	J	R	B	
2 Edinger, Paul	P	P	P	P	P	P	P	P	P	P	P	P	P	P	P	P	P	P	16-0
4 Maynard, Brad	P	P	P	P	P	P	P	P	P	P	P	P	P	P	P	P	P	P	16-0
10 Burris, Henry	3Q	3Q	3Q	3Q	3Q	3Q	3Q	3Q	3Q	3Q	3Q	3Q	3Q	3Q	3Q	3Q	3Q	3Q	6-1
12 Chandler, Chris	DN	DN	P	DN	DN	S	DN	S	DN	S	S	S	IG	P	S	S	IG	9-7	
15 Miller, Jim	S	S	S	S	S	DN	DN	S	P	DN	P	S	S	S	IG	IR	IR	10-8	
16 Shepherd, Edell	PS	PS	PS	PS	NW	PS	PS	PS	PS	PS	PS	PS	PS	PS	PS	PS	PS	0-0	
17 Sauter, Cory	NW	NW	NW	NW	NW	NW	NW	NW	NW	NW	IG	3Q	IG	3Q	3Q	3Q	P	1-0	
20 Williams, Roosevelt	IG	P	P	P	P	P	P	IG	IG	P	P	P	P	P	P	P	P	13-2	
21 McQuarters, R.W.	S	IG	IG	IG	S	IG	IG	S	S	S	S	S	S	S	IG	IG	S	9-9	
22 Hicks, Maurice	PU	PU	PU	PU	PU	PU	PU	PU	PU	PU	PU	PU	PU	PU	PU	PU	PU	0-0	
23 Azumah, Jerry	S	S	S	S	S	S	S	S	S	S	S	S	S	S	S	S	S	16-16	
24 Austin, Reggie	P	P	S	S	P	S	S	P	P	IR	IR	IR	IR	IR	IR	IR	IR	9-4	
25 Gray, Bobby	P	P	P	IR	IR	IR	IR	IR	IR	IR	IR	IR	IR	IR	IR	IR	IR	3-0	
26 McMillon, Todd	P	S	P	P	P	P	P	P	P	P	P	IR	IR	IR	IR	IR	IR	10-1	
27 Abdullah, Rahib	P	P	P	P	P	P	P	P	P	P	P	P	P	P	P	P	P	16-0	
29 Peterson, Adrian	IG	IG	IG	P	IG	IG	P	IG	P	IG	P	P	P	P	P	P	P	9-0	
30 Brown, Mike	S	S	S	S	S	S	S	S	S	S	S	S	S	S	S	S	S	16-15	
31 Shelton, Damon	SU	SU	SU	P	S	P	S	P	IG	S	S	S	S	S	P	S	S	12-8	
32 Johnson, Leon	P	P	P	P	P	P	P	P	P	P	P	P	P	P	P	P	P	16-4	
33 Whigham, Larry	P	P	P	P	P	P	P	P	P	P	P	P	P	P	P	P	P	16-1	
35 Thomas, Anthony	S	S	S	S	S	S	S	S	S	S	S	S	S	IG	IR	IR	IR	12-12	
36 Prichett, Stanley	S	P	P	P	P	P	P	P	P	P	P	P	P	P	P	P	P	16-2	
37 Moore, Damon	SU	SU	SU	SU	PU	PU	PU	P	P	P	P	P	P	S	IG	IG	IG	6-1	
38 Joyce, Eric	NW	NW	NW	NW	NW	NW	NW	NW	NW	PS	PS	PS	NW	P	P	P	P	3-0	
39 Coleman, Travis	PS	PS	PS	PS	PS	PS	PS	PS	P	P	P	P	P	P	P	P	P	7-0	
43 Green, Mike	S	S	S	S	S	S	S	S	S	S	S	S	S	S	S	S	S	16-16	
47 Gaines, Teddy	NW	NW	NW	NW	NW	NW	NW	NW	NW	NW	NW	NW	NW	PS	PS	PS	PS	0-0	
49 Cepus, Maq	NW	NW	NW	NW	NW	NW	NW	NW	PS	PS	PS	PS	PS	PS	PS	P	P	2-0	
52 Howard, Bobbie	P	P	P	P	P	P	P	S	S	S	S	S	S	S	S	S	S	16-9	
53 Holdman, Warrick	S	S	S	S	IR	IR	IR	IR	IR	IR	IR	IR	IR	IR	IR	IR	IR	4-4	
54 Ullacher, Brian	S	S	S	S	S	S	S	S	S	S	S	S	S	S	S	S	S	16-16	
55 Caldwell, Mike	P	P	P	P	S	S	S	P	P	P	P	P	P	P	P	P	P	16-3	
57 Krenz, Olin	S	S	S	S	S	S	S	S	S	IG	S	S	S	S	S	S	S	15-15	
58 Villarsal, Chris	S	S	S	S	S	S	S	IG	S	S	S	S	S	S	S	S	S	15-15	
59 Colvin, Roosevelt	S	S	S	S	S	S	P	S	S	S	S	S	S	S	S	S	S	16-15	
60 Metcalf, Terrence	IG	IG	IG	IG	IG	IG	P	IG	P	P	P	P	P	P	P	P	P	9-0	
63 Demaree, Chris	NW	NW	NW	NW	NW	NW	NW	NW	NW	NW	NW	NW	NW	PS	PS	PS	PS	0-0	
64 Tucker, Rex	S	S	S	S	IR	IR	IR	IR	IR	IR	IR	IR	IR	IR	IR	IR	IR	5-5	
65 Mannelly, Patrick	P	P	P	P	P	IG	IG	P	P	P	P	P	P	P	P	P	P	14-0	
67 Warner, Josh	NW	NW	NW	NW	NW	NW	NW	NW	NW	NW	PS	PS	PS	PS	PS	IG	IG	0-0	
68 Grace, Blake	NW	NW	NW	NW	NW	NW	NW	NW	NW	NW	NW	NW	NW	NW	NW	PS	PS	0-0	
69 Gandy, Mike	IG	IG	DN	P	S	S	S	S	S	S	S	S	S	S	S	S	S	13-11	
70 Boone, Alfonso	P	P	P	S	S	S	P	P	P	P	P	P	P	P	P	P	P	16-5	
71 Williams, James	S	S	S	S	S	S	S	S	S	S	S	S	S	S	S	S	S	16-16	
72 Grant, Ernest	NW	NW	NW	NW	IG	P	P	P	P	P	P	P	P	P	P	P	P	11-0	
73 Dogins, Kevin	P	P	DN	P	P	P	P	S	S	S	S	S	S	S	S	S	S	15-8	
74 Robertson, Bernard	S	S	S	S	P	P	P	P	P	P	P	P	P	P	P	P	P	16-5	
75 Colombo, Marc	P	P	P	P	P	S	S	S	S	S	IG	IR	IR	IR	IR	IR	IR	10-5	
76 Setzer, Bobby	NW	NW	NW	NW	NW	NW	NW	NW	NW	IG	IG	IG	IG	DN	P	P	P	2-0	
76 Matthews, Roshaur	PU	PU	PU	PU	PU	PU	PU	PU	PU	PU	PU	PU	PU	PU	PU	PU	PU	0-0	
78 Gibson, Aaron	NW	NW	NW	NW	NW	NW	NW	NW	NW	NW	NW	NW	NW	IG	IG	IG	IG	0-0	
79 Edwards, Steve	NW	NW	NW	NW	IG	IG	IG	IG	IG	IG	IG	IG	IG	DN	DN	P	P	1-0	
80 White, Der	S	S	S	S	S	S	S	S	S	S	S	S	S	S	S	S	P	16-14	
81 Merritt, Ahmad	IG	IG	IG	IG	P	P	P	S	S	P	P	P	P	P	P	P	P	12-3	
82 Davis, John	P	P	S	S	S	S	IG	S	S	S	S	S	IG	IG	IG	IG	IG	10-8	
83 Terrell, David	P	P	P	S	P	IG	IG	IG	IG	IR	IR	IR	IR	IR	IR	IR	IR	5-1	
84 Fletcher, Bryan	NW	NW	NW	NW	NW	NW	NW	NW	NW	NW	NW	NW	NW	PS	PS	PS	PS	0-0	
85 Gilmore, John	PS	PS	PS	PS	PS	PS	DN	IG	P	P	P	P	S	S	S	S	S	8-4	
86 Booker, Marty	S	S	S	S	S	S	S	S	S	S	S	S	S	S	S	S	S	16-16	
87 Elliott, Jamin	IG	IG	IG	IG	PS	PS	PS	PS	PS	PS	PS	IG	IG	DN	P	P	P	2-0	
88 Robinson, Marcus	P	S	P	P	P	S	P	P	P	P	P	P	P	P	P	P	P	16-2	
89 Lyman, Dustin	P	P	P	P	P	P	S	P	P	P	P	P	S	IG	IR	IR	IR	12-3	
90 Knight, Bryan	P	P	P	P	P	P	P	P	P	P	P	P	P	P	P	P	P	15-0	
92 Washington, Ted	S	S	IG	IG	IG	IG	IG	IG	IG	IG	IG	IG	IR	IR	IR	IR	IR	2-2	
93 Daniels, Phillip	S	IG	IG	IG	S	S	S	S	S	S	S	S	S	S	S	S	S	13-13	
94 Traylor, Keith	S	S	S	S	S	S	S	S	S	S	S	S	S	S	S	S	IG	15-15	
95 Stampler, John	NW	NW	NW	NW	NW	NW	NW	PS	PS	PS	PS	PS	P	P	IG	P	P	4-0	
96 Brown, Alex	IG	P	P	P	P	P	S	S	S	S	S	S	S	S	S	S	P	15-9	
97 Peter, Christian	P	P	P	P	P	P	S	S	S	IG	P	P	P	IG	IG	S	S	12-3	
98 Robinson, Bryan	S	S	S	S	S	S	IG	P	P	P	S	S	S	S	S	S	S	15-13	
99 Tafuya, Joe	P	P	P	P	P	P	P	P	P	P	P	IG	IG	P	P	P	S	14-1	
Baxter, Fred	S	S	S	IG	IG	P	IG	P	IG	S	IG	S	S	S	S	S	S	5-3	
Dawson, Curry	PS	PS	PS	PS	PS	NW	NW	PS	PS	PS	PS	PS	NW	NW	NW	NW	PS	0-0	
Foreman, Tyre	PS	PS	NW	NW	NW	NW	NW	NW	NW	NW	NW	NW	NW	NW	NW	NW	PS	0-0	
Johnson, Eric	NW	NW	PS	PS	PS	PS	PS	PS	PS	PS	PS	PS	PS	PS	PS	PS	PS	0-0	
Johnson, Kiah	NW	NW	NW	NW	NW	PS	PS	PS	PS	PS	PS	PS	PS	PS	PS	PS	PS	0-0	
Littleson, Jody	NW	NW	NW	NW	NW	P	P	P	P	P	P	P	P	P	P	P	P	2-0	
McKenzie, Keith	P	S	S	S	IG	IG	IG	IG	IG	IG	IG	IG	IG	IG	IG	IG	IG	4-3	
Sutherland, Vinny	NW	NW	NW	NW	IG	P	P	P	P	P	P	P	P	P	P	P	P	1-0	

KEY

S - Started, DN - Did Not play, IR - Injured Reserve, 3Q - Third Quarterback, PU - Reserve / PUP List
 P - Played, IG - Inactive - Game Day, PS - Practice Squad, NW - Not With team, SU - Reserve / Suspended

Year-in-Review

2002 Game Summaries

Game 1

Bears 27, Vikings 23

Memorial Stadium (63,226)
Sunday, September 8, 2002

MINNESOTA	3	17	0	3	23
CHICAGO	7	3	3	14	27

VIKINGS – Brien 30 field goal (7-44, 3:18).
BEARS – Booker 29 pass from Miller (Edinger kick) (3-29, 1:31). **VIKINGS** – Culpepper 2 run (Brien kick) (6-81, 2:31). **BEARS** – Edinger 49 field goal (9-49, 4:13). **VIKINGS** – Brien 22 field goal (11-69, 5:49). **VIKINGS** – Moss 33 pass from Culpepper (Brien kick) (1-33, 0:06). **VIKINGS** – Brien 30 field goal (7-44, 3:18). **BEARS** – Edinger 49 field goal (10-39, 4:32). **VIKINGS** – Brien 42 field goal (9-43, 4:24). **BEARS** – Thomas 1 run (Edinger kick) (5-78, 2:54). **BEARS** – Terrell 9 pass from Miller (Edinger kick) (8-51, 2:06).

	VIKINGS	BEARS
First downs	19	20
Total net yards	364	368
Rushes-yards	32-136	26-80
Att-comp-net	29-16-228	33-20-288
Times thrown-yds lost	1-6	1-9
Int-TDs	2-1	1-2
Punts - avg	3-38.7	3-40.7
Penalties-yards	8-52	4-33
Fumbles-lost	2-1	1-1
Time of possession	31:31	28:29

RUSHING

VIKINGS – Bennett 16-53, Williams 7-48, Chapman 5-33, Culpepper 4-2.
BEARS – Thomas 19-45, Johnson 4-31, Miller 3-4.

RECEIVING

VIKINGS – Moss 6-58, Kleinsasser 5-58, Bates 2-50, Chamberlain 1-61, Alexander 1-11, Williams 1-(-4).
BEARS – Booker 8-198, White 4-46, Thomas 4-22, Robinson 1-10, Davis 1-10, Terrell 1-9, Johnson 1-2.

PASSING

VIKINGS – Culpepper 29-16-234, TD, 2 INTs.
BEARS – Miller 33-20-297, 2 TDs, INT.

INTERCEPTIONS

VIKINGS – Offord 1-6.
BEARS – Brown 1-16, Austin 1-0.

SACKS

VIKINGS – Hovan 1-9.
BEARS – Colvin 1-6.

Game 2

Bears 14, Falcons 13

Georgia Dome (68,081)
Sunday, September 15, 2002

CHICAGO	0	7	7	0	14
ATLANTA	0	10	3	0	13

FALCONS – Dunn 10 pass from Vick (Feely kick) (8-38, 4:00). **BEARS** – Thomas 3 run (Edinger kick) (10-86, 5:05). **FALCONS** – Feely 37 field goal (6-55, 1:10). **BEARS** – Terrell 14 pass from Miller (Edinger kick) (3-16, 0:55). **FALCONS** – Feely 27 field goal (7-14, 3:19).

	BEARS	FALCONS
First downs	13	19
Total net yards	242	257
Rushes-yards	31-106	30-122
Att-comp-net	24-12-136	28-17-135
Times thrown-yds lost	1-7	4-31
Int-TDs	1-1	0-1
Punts - avg	7-42.1	5-45.6
Penalties-yards	7-79	5-40
Fumbles-lost	2-1	3-3
Time of possession	28:35	31:25

RUSHING

BEARS – Thomas 26-84, White 1-21, Johnson 2-2, Miller 2-(-1).
FALCONS – Vick 10-56, Dunn 15-34, Duckett 5-32.

RECEIVING

BEARS – Booker 5-48, Thomas 2-26, Davis 1-37, Terrell 1-14, Pritchett 1-7, Baxter 1-7, White 1-4.
FALCONS – Finneran 6-76, Dunn 4-30, Crumpler 3-28, Jackson 2-9, Jefferson 1-14, Christian 1-9.

PASSING

BEARS – Miller 24-12-143, TD, INT.
FALCONS – Vick 28-17-166, TD.

INTERCEPTIONS

BEARS – None.
FALCONS – Weary 1-14.

SACKS

BEARS – Urlacher 2-17, Colvin 2-14.
FALCONS – Kerney 1-7.

Year-in-Review

2002 Game Summaries

Game 3

Saints 29, Bears 23

Memorial Stadium (63,216)
Sunday, September 22, 2002

NEW ORLEANS	0	14	7	8	29
CHICAGO	10	10	0	3	23

BEARS – Edinger 31 field goal (10-38, 4:01). **BEARS** – White 10 pass from Miller (Edinger kick) (6-52, 3:10). **BEARS** – Booker 22 pass from Miller (Edinger kick) (6-56, 3:05). **BEARS** – Edinger 25 field goal (4-6, 1:30). **SAINTS** – Pathon 16 pass from Brooks (Carney kick) (8-84, 4:26). **SAINTS** – Brooks 7 run (Carney kick) (2-8, 0:58). **SAINTS** – Horn 5 pass from Brooks (Carney kick) (12-65, 6:45). **BEARS** – Edinger 25 field goal (11-70, 5:59). **SAINTS** – Stallworth 29 pass from Brooks (Brooks run) (7-73, 2:01).

	Saints	Bears
First downs	18	21
Total net yards	302	353
Rushes-yards	24-73	30-125
Att-comp-net	34-22-229	40-26-228
Times thrown-yds lost	1-4	1-8
Int-TDs	1-3	1-2
Punts - avg	5-43.0	5-40.8
Penalties-yards	10-91	7-49
Fumbles-lost	3-2	2-1
Time of possession	26:01	33:59

RUSHING

SAINTS – McAllister 17-45, Brooks 7-28.
BEARS – Thomas 27-111, Miller 2-7, Johnson 1-7.

RECEIVING

SAINTS – Horn 6-42, Pathon 5-71, Stallworth 4-43, McAllister 4-42, Sloan 2-33, Hall 1-2.
BEARS – Booker 8-97, Davis 4-34, Thomas 4-27, White 3-41, Pritchett 2-16, Robinson 2-7, Lyman 1-6, Baxter 1-4, Terrell 1-4.

PASSING

SAINTS – Brooks 34-22-233, 3 TDs, INT.
BEARS – Miller 40-26-236, 2 TDs, INT.

INTERCEPTIONS

SAINTS – Knight 1-5.
BEARS – Austin 1-0.

SACKS

SAINTS – Hand 1-8.
BEARS – Colvin 1-4.

Game 4

Bills 33, Bears 27 (ot)

Ralph Wilson Stadium (72,780)
Sunday, September 29, 2002

CHICAGO	7	7	3	10	0	27
BUFFALO	7	10	3	7	6	33

BILLS – Price 2 pass from Bledsoe (Hollis kick) (7-75, 4:12). **BEARS** – Brown 62 fumble return (Edinger kick). **BILLS** – Hollis 48 field goal (10-41, 4:24). **BILLS** – Moulds 4 pass from Bledsoe (Hollis kick) (8-76, 4:59). **BEARS** – Terrell 5 pass from Miller (Edinger kick) (9-77, 4:08). **BILLS** – Hollis 49 field goal (5-13, 2:13). **BEARS** – Edinger 46 field goal (4-6, 0:45). **BEARS** – Edinger 24 field goal (8-64, 2:42). **BILLS** – Moore 1 pass from Bledsoe (Hollis kick) (6-78, 3:44). **BEARS** – Davis 3 pass from Miller (Edinger kick) (11-74, 6:09). **BILLS** – Henry 26 pass from Bledsoe (2-56, 0:53).

	Bears	Bills
First downs	15	26
Total net yards	240	410
Rushes-yards	26-52	25-103
Att-comp-net	31-19-188	36-28-307
Times thrown-yds lost	0-0	2-21
Int-TDs	0-2	0-4
Punts - avg	6-38.7	3-51.0
Penalties-yards	5-55	9-82
Fumbles-lost	0-0	2-1
Time of possession	29:04	32:54

RUSHING

BEARS – Thomas 23-48, Johnson 1-5, White 1-0, Miller 1-(-1).
BILLS – Henry 12-68, Bryson 11-31, Bledsoe 2-4.

RECEIVING

BEARS – Robinson 5-30, Booker 4-82, Terrell 3-23, Davis 3-14, White 2-28, Thomas 2-11.
BILLS – Moulds 8-119, Riemersma 4-46, Centers 4-39, Henry 3-41, Moore 3-38, Price 3-15, Reed 2-21, Bryson 1-9.

PASSING

BEARS – Miller 31-19-188, 2 TDs.
BILLS – Bledsoe 36-28-328, 4 TDs.

INTERCEPTIONS

BEARS – None.
BILLS – None.

SACKS

BEARS – Colvin 2-21.
BILLS – None.

Year-in-Review

2002 Game Summaries

Game 5

Packers 34, Bears 21

Memorial Stadium (63,226)

Monday, October 7, 2002

GREEN BAY	14	10	7	3	34
CHICAGO	7	7	0	7	21

PACKERS – Driver 85 pass from Favre (Longwell kick) (1-85, 0:12). **PACKERS** – Davis 19 pass from Favre (Longwell kick) (10-76, 5:14). **BEARS** – Booker 4 pass from Miller (Edinger kick) (3-37, 1:39). **PACKERS** – Franks 5 pass from Favre (Longwell kick) (8-74, 3:51). **BEARS** – Davis 1 pass from Miller (Edinger kick) (3-4, 0:56). **PACKERS** – Longwell 49 field goal (6-32, 0:38). **PACKERS** – Gbaja-Biamila 72 interception return (Longwell kick). **PACKERS** – Longwell 25 field goal (7-48, 2:44). **BEARS** – Davis 21 pass from Miller (Edinger kick) (9-62, 2:12).

	Packers	Bears
First downs	20	20
Total net yards	457	380
Rushes-yards	30-124	16-45
Att-comp-net	33-22-333	50-27-335
Times thrown-yds lost	3-26	3-18
Int-TDs	0-3	3-3
Punts - avg	5-46.0	5-45.2
Penalties-yards	5-49	7-65
Fumbles-lost	3-1	2-1
Time of possession	31:04	28:56

RUSHING

PACKERS – Green 27-107, Driver 1-13, Davenport 1-3, Favre 1-1.
BEARS – Thomas 15-45, Johnson 1-0.

RECEIVING

PACKERS – Glenn 8-154, Driver 4-120, Green 4-21, Davis 2-30, Walker 2-24, Franks 1-5, Henderson 1-5.
BEARS – Booker 12-141, White 6-70, Terrell 3-77, Davis 3-33, Lyman 1-21, Robinson 1-9, Thomas 1-2.

PASSING

PACKERS – Favre 33-22-359, 3 TDs.
BEARS – Miller 49-27-353, 3 TDs, 3 INTs.

INTERCEPTIONS

PACKERS – Gbaja-Biamila 1-72, Wayne 1-25, Sharper 1-1.
BEARS – None.

SACKS

PACKERS – Gbaja-Biamila 2-12, Diggs 1-6.
BEARS – Azumah 1-10, Colvin 1-6, Team 1-10.

Game 6

Lions 23, Bears 20 (ot)

Ford Field (60,421)

Sunday, October 20, 2002

CHICAGO	0	10	10	0	0	20
DETROIT	0	14	3	3	3	23

BEARS – Edinger 53 field goal (10-36, 4:58).
LIONS – Stewart 6 run (Hanson kick) (1-6, 0:03). **LIONS** – Stewart 1 run (Hanson kick) (7-16, 2:53). **BEARS** – Booker 14 pass from Chandler (Edinger kick) (6-79, 1:06). **BEARS** – Thomas 1 run (Edinger kick) (8-75, 4:49). **BEARS** – Edinger 42 field goal (4-1, 0:13). **LIONS** – Hanson 30 field goal (14-66, 7:55). **LIONS** – Hanson 24 field goal (12-72, 2:19). **LIONS** – Hanson 48 field goal (8-30, 4:48).

	Bears	Lions
First downs	17	23
Total net yards	224	362
Rushes-yards	31-89	39-192
Att-comp-net	25-16-135	30-16-170
Times thrown-yds lost	3-28	2-29
Int-TDs	1-1	0-0
Punts - avg	4-46.5	5-43.4
Penalties-yards	5-40	10-79
Fumbles-lost	3-2	3-1
Time of possession	29:27	35:21

RUSHING

BEARS – Thomas 26-92, Johnson 2-6, Pritchett 1-2, Chandler 1-(-1), White 1-(-10).
LIONS – Stewart 32-172, Cason 3-9, Harrington 2-7, Schlesinger 2-4.

RECEIVING

BEARS – White 3-70, Baxter 3-40, Thomas 3-5, Lyman 2-11, Shelton 2-9, Booker 1-14, Davis 1-10, Robinson 1-4.
LIONS – Cason 3-57, Anderson 3-34, Stewart 2-28, Foster 2-21, Crowell 2-21, Owens 2-19, Hakim 1-13, Schlesinger 1-6.

PASSING

BEARS – Chandler 25-16-163, 1 TD, 1 INT.
LIONS – Harrington 30-16-199.

INTERCEPTIONS

BEARS – None.
LIONS – Davis 1-4.

SACKS

BEARS – Robinson 1-20, Caldwell 1-9.
LIONS – Harris 1-12, Curry 1-9.

Year-in-Review

2002 Game Summaries

Game 7

Vikings 25, Bears 7

Metrodome (64,122)

Sunday, October 27, 2002

CHICAGO	0	0	0	7	7
MINNESOTA	0	13	12	0	25

VIKINGS – Anderson 44 field goal (12-57, 6:09). **VIKINGS** – Williams 1 run (Anderson kick) (11-57, 5:47). **VIKINGS** – Anderson 24 field goal (4-8, 0:52). **VIKINGS** – Moss 39 pass from Culpepper (Anderson kick) (5-66, 2:38). **VIKINGS** – Thomas tackled in end zone by Robbins, Rogers for safety. **VIKINGS** – Anderson 24 field goal (11-53, 5:49). **BEARS** – Booker 27 pass from Chandler (Edinger kick) (5-64, 1:30).

	Bears	Vikings
First downs	12	24
Total net yards	218	364
Rushes-yards	12-44	44-148
Att-comp-net	31-16-174	30-22-216
Times thrown-yds lost	6-30	0-0
Int-TDs	2-1	0-1
Punts - avg	3-40.7	4-25.3
Penalties-yards	6-33	11-65
Fumbles-lost	2-1	1-1
Time of possession	18:57	41:03

RUSHING

BEARS – Burris 2-19, Thomas 9-18, Chandler 1-7.

VIKINGS – Bennett 29-106, Culpepper 8-31, Williams 6-9, Moss 1-2.

RECEIVING

BEARS – Booker 4-80, White 4-65, Shelton 3-14, Merritt 2-11, Robinson 1-22, Pritchett 1-9, Thomas 1-3.

VIKINGS – Moss 9-119, Bennett 6-30, Chamberlain 3-25, Williams 1-13, Walsh 1-13, Alexander 1-9, Kleinsasser 1-7.

PASSING

BEARS – Chandler 25-15-176, TD, INT; Burris 6-1-28, INT

VIKINGS – Culpepper 29-22-216, TD; Moss 1-0-0.

INTERCEPTIONS

BEARS – None.

VIKINGS – Russell 1-18, Biekert 1-6.

SACKS

BEARS – None.

VIKINGS – Bromell 1.5-7, Hall 1-8, Rogers 1-6, Mixon 1-5, Johnstone 1-1, Hovan 0.5-3.

Game 8

Eagles 19, Bears 13

Memorial Stadium (54,049)

Sunday, November 3, 2002

PHILADELPHIA	0	7	6	6	19
CHICAGO	0	13	0	0	13

BEARS – Edinger 30 field goal (11-66, 5:19). **EAGLES** – McNabb 5 run (Akers kick) (10-73, 4:46). **BEARS** – Thomas 6 run (Edinger kick) (7-69, 3:25). **BEARS** – Edinger 53 field goal (5-42, 0:38). **EAGLES** – Akers 23 field goal (10-54, 4:38). **EAGLES** – Akers 36 field goal (7-19, 1:22). **EAGLES** – Akers 27 field goal (4-9, 3:13). **EAGLES** – Akers 22 field goal (5-64, 2:40).

	Eagles	Bears
First downs	23	18
Total net yards	306	260
Rushes-yards	37-114	24-74
Att-comp-net	33-18-192	37-19-186
Times thrown-yds lost	3-17	3-19
Int-TDs	1-0	0-0
Punts - avg	3-40.0	7-37.4
Penalties-yards	6-54	12-121
Fumbles-lost	1-0	1-1
Time of possession	33:01	26:59

RUSHING

EAGLES – McNabb 9-46, Staley 19-39, Thrash 3-18, Westbrook 4-12, Levens 1-2, Landeta 1-(-3).

BEARS – Thomas 16-52, Johnson 7-22, Miller 1-0.

RECEIVING

EAGLES – Freeman 4-67, Lewis 3-23, Thrash 3-19, Pinkston 2-63, Staley 2-19, Levens 2-12, Martin 1-4, Mitchell 1-2.

BEARS – Booker 5-37, Thomas 4-52, Pritchett 4-39, Merritt 2-30, White 2-27, Robinson 1-12, Davis 1-8.

PASSING

EAGLES – McNabb 33-18-209, INT.

BEARS – Miller 36-19-205, Booker 1-0-0.

INTERCEPTIONS

EAGLES – None.

BEARS – Brown 1-0.

SACKS

EAGLES – Douglas 2-14, Bishop 1-5.

BEARS – Daniels 2-11, Urlacher 1-6.

Year-in-Review

2002 Game Summaries

Game 9

Patriots 33, Bears 30

Memorial Stadium (63,105)
Sunday, November 10, 2002

NEW ENGLAND	0	6	10	17	33
CHICAGO	0	6	21	3	30

BEARS – Edinger 39 field goal (13-46, 7:14).
PATRIOTS – Vinatieri 57 field goal (10-31, 4:36). **BEARS** – Edinger 40 field goal (9-46, 4:44). **PATRIOTS** – Vinatieri 31 field goal (7-55, 1:24). **BEARS** – Pritchett 11 pass from Miller (Edinger kick) (2-14, 0:40). **BEARS** – Robinson 44 pass from Booker (Edinger kick) (1-44, 0:09). **BEARS** – Thomas 2 run (Edinger kick) (3-36, 0:37). **PATRIOTS** – Faulk 15 pass from Brady (Vinatieri kick) (8-75, 3:38). **PATRIOTS** – Vinatieri 42 field goal (4-2, 0:58). **PATRIOTS** – Vinatieri 25 field goal (16-54, 4:44). **BEARS** – Edinger 32 field goal (9-38, 5:40). **PATRIOTS** – Faulk 26 pass from Brady (run failed) (7-63, 2:36). **PATRIOTS** – Patten 20 pass from Brady (Brady to Brown pass) (8-56, 1:29).

	Patriots	Bears
First downs	19	14
Total net yards	397	299
Rushes-yards	19-82	28-125
Att-comp-net	55-36-315	30-16-174
Times thrown-yds lost	2-13	2-9
Int-TDs	1-3	1-2
Punts - avg	5-45.8	6-40.5
Penalties-yards	6-65	5-30
Fumbles-lost	3-1	0-0
Time of possession	31:00	29:00

RUSHING

PATRIOTS – Smith 10-41, Faulk 5-21, Brady 3-16, Huard 1-4.
BEARS – Thomas 21-99, Chandler 2-16, Johnson 5-10.

RECEIVING

PATRIOTS – Brown 11-90, Faulk 7-109, Patten 4-51, Edwards 4-29, Smith 4-24, Graham 2-1, Branch 1-9, Givens 1-6, Fauria 1-5, Cleeland 1-4.
BEARS – Booker 4-65, Pritchett 4-26, Robinson 3-63, Davis 2-17, White 2-8, Thomas 1-4.

PASSING

PATRIOTS – Brady 55-36-328, 3 TDs, INT.
BEARS – Miller 18-8-72, TD, INT; Chandler 10-6-40; Booker 1-1-44, TD; Johnson 1-1-27.

INTERCEPTIONS

PATRIOTS – Smith 1-22.
BEARS – Urlacher 1-0.

SACKS

PATRIOTS – Bruschi 1-6, Vrabel 1-3.
BEARS – A. Brown 2-13.

Game 10

Rams 21, Bears 16

Edward Jones Dome (66,250)
Monday, November 18, 2002

CHICAGO	0	6	7	3	16
ST. LOUIS	7	7	0	7	21

RAMS – Conwell 1 run (Wilkins kick) (10-65, 4:55). **BEARS** – Edinger 37 field goal (13-66, 6:59). **BEARS** – Edinger 48 field goal (4-3, 2:08). **RAMS** – Gordon 22 pass from Bulger (Wilkins kick) (4-81, 0:46). **BEARS** – Thomas 13 run (Edinger kick) (11-64, 5:37). **RAMS** – Proehl 8 pass from Bulger (Wilkins kick) (10-82, 5:14). **BEARS** – Edinger 50 field goal (6-32, 3:04).

	Bears	Rams
First downs	16	21
Total net yards	220	388
Rushes-yards	22-103	20-61
Att-comp-net	35-20-117	37-22-327
Times thrown-yds lost	7-40	4-33
Int-TDs	0-0	1-2
Punts - avg	6-42.7	6-44.5
Penalties-yards	5-50	11-97
Fumbles-lost	0-0	1-1
Time of possession	30:50	29:10

RUSHING

BEARS – Thomas 14-61, Maynard 1-20, Johnson 6-16, Chandler 1-6.
RAMS – Gordon 16-45, Holt 1-14, Hodgins 1-2, Conwell 1-1, Bulger 1-(-1).

RECEIVING

BEARS – Booker 7-65, Pritchett 4-33, Davis 4-30, Robinson 3-11, White 2-18.
RAMS – Bruce 6-141, Holt 4-54, Gordon 4-52, Edwards 3-26, Conwell 2-69, Proehl 2-15, Bulger 1-3.

PASSING

BEARS – Chandler 33-20-157; Booker 2-0-0.
RAMS – Bulger 35-21-347, 2 TDs, INT; Warner 2-1-13.

INTERCEPTIONS

BEARS – Brown 1-0.
RAMS – None.

SACKS

BEARS – Caldwell 1-13, Urlacher 1-9, Traylor 1-7, Colvin 1-4.
RAMS – Whitley 2-12, Lewis 2-8, Wistrom 1.5-11, Archuleta 1-8, Young 0.5-1.

Year-in-Review

2002 Game Summaries

Game 11

Bears 20, Lions 17 (ot)

Memorial Stadium (62,375)
Sunday, November 24, 2002

DETROIT	0	3	14	0	0	17
CHICAGO	0	7	0	10	3	20

BEARS – Robinson 3 pass from Chandler (Edinger kick) (5-14, 2:18). **LIONS** – Hanson 22 field goal (13-74, 5:42). **LIONS** – Crowell 1 pass from Harrington (Hanson kick) (15-69, 8:05). **LIONS** – Stewart 23 run (Hanson kick) (4-35, 1:35). **BEARS** – White 23 pass from Miller (Edinger kick) (12-91, 3:46). **BEARS** – Edinger 22 field goal (10-43, 1:56). **BEARS** – Edinger 40 field goal (13-43, 6:02).

	Lions	Bears
First downs	19	21
Total net yards	301	422
Rushes-yards	29-102	25-75
Att-comp-net	40-21-199	51-31-347
Times thrown-yds lost	2-14	3-14
Int-TDs	1-1	0-2
Punts - avg	6-36.5	5-39.8
Penalties-yards	7-50	6-64
Fumbles-lost	3-1	3-1
Time of possession	31:31	34:31

RUSHING

LIONS – Stewart 22-85, Schlesinger 6-17, Harrington 1-0.

BEARS – Thomas 14-40, Johnson 9-34, Chandler 1-1, Miller 1-0.

RECEIVING

LIONS – Stewart 6-38, Anderson 5-70, Crowell 4-38, Schroeder 3-31, Foster 1-13, Schlesinger 1-12, Ricks 1-11.

BEARS – Booker 10-157, White 8-106, Johnson 3-27, Lyman 3-25, Merritt 3-24, Thomas 1-11, Pritchett 1-5, Robinson 1-3, Shelton 1-3.

PASSING

LIONS – Harrington 40-21-213, TD, INT.

BEARS – Miller 35-21-250, TD; Chandler 16-10-111, TD.

INTERCEPTIONS

LIONS – None.

BEARS – McQuarters 1-33.

SACKS

LIONS – Rogers 1-7, Walker 1-5, Edwards 1-2.

BEARS – Colvin 1-8, Daniels 1-6.

Game 12

Packers 30, Bears 20

Lambeau Field (64,196)
Sunday, December 1, 2002

CHICAGO	7	7	0	6	20
GREEN BAY	3	3	10	14	30

BEARS – Lyman 12 pass from Maynard (Edinger kick) (4-18, 1:14). **PACKERS** – Longwell 21 field goal (7-46, 3:15). **BEARS** – Lyman 8 pass from Miller (Edinger kick) (12-72, 6:04). **PACKERS** – Longwell 31 field goal (11-52, 4:27). **PACKERS** – Franks 6 pass from Favre (Longwell kick) (7-62, 3:27). **PACKERS** – Longwell 27 field goal (14-90, 6:21). **PACKERS** – Henderson 1 pass from Favre (Longwell kick) (7-35, 3:39). **PACKERS** – Fisher 2 run (Longwell kick) (7-58, 2:11). **BEARS** – Robinson 45 pass from Burris (pass failed) (4-68, 1:00).

	Bears	Packers
First downs	19	26
Total net yards	304	396
Rushes-yards	17-74	32-181
Att-comp-net	38-27-230	42-24-215
Times thrown-yds lost	3-18	1-6
Int-TDs	1-3	1-2
Punts - avg	4-41.0	3-44.7
Penalties-yards	5-39	2-33
Fumbles-lost	5-4	3-2
Time of possession	27:22	32:28

RUSHING

BEARS – Johnson 11-46, Thomas 4-26, Miller 2-2.

PACKERS – Fisher 17-91, Green 12-78, Favre 2-9, Driver 1-3.

RECEIVING

BEARS – Lyman 7-58, Booker 6-52, White 5-39, Johnson 3-27, Gilmore 2-16, Robinson 1-45, Pritchett 1-6, Merritt 1-5, Thomas 1-0.

PACKERS – Franks 6-34, Driver 5-65, Green 5-45, Glenn 2-39, Fisher 2-15, Henderson 2-5, Walker 1-12, Ferguson 1-6.

PASSING

BEARS – Miller 36-25-191, TD, INT; Burris 1-1-45, TD; Maynard 1-1-12, TD.

PACKERS – Favre 42-24-221, 2 TDs, INT.

INTERCEPTIONS

BEARS – Moore 1-35.

PACKERS – Williams 1-0.

SACKS

BEARS – Colvin 1-6.

PACKERS – Hunt 1-7, Nickerson 1-6, Wayne 1-5.

Year-in-Review

2002 Game Summaries

Game 13

Dolphins 27, Bears 9

Pro Player Stadium (73,609)
Monday, December 9, 2002

CHICAGO	0	0	3	6	9
MIAMI	7	7	7	6	27

DOLPHINS – Weaver 5 pass from Fiedler (Mare kick) (4-38, 2:01). **DOLPHINS** – Williams 15 run (Mare kick) (7-84, 3:14). **BEARS** – Edinger 52 field goal (4-2, 0:54). **DOLPHINS** – Williams 63 run (Mare kick) (2-65, 0:59). **DOLPHINS** – Mare 23 field goal (4-5, 1:39). **DOLPHINS** – Mare 29 field goal (4-7, 1:31). **BEARS** – Booker 6 pass from Burris (pass failed) (6-58, 1:26).

	Bears	Dolphins
First downs	12	22
Total net yards	195	436
Rushes-yards	24-107	42-255
Att-comp-net	32-11-88	29-15-181
Times thrown-yds lost	2-13	2-15
Int-TDs	3-1	1-1
Punts - avg	7-43.4	5-42.4
Penalties-yards	5-55	8-58
Fumbles-lost	2-1	3-2
Time of possession	24:18	35:42

RUSHING

BEARS – Burris 5-52, Johnson 15-44, Peterson 3-11, Miller 1-0.
DOLPHINS – Williams 31-216, Minor 8-21, McKnight 1-10, Fiedler 1-10, Rosenfels 1-(-2).

RECEIVING

BEARS – Booker 5-46, Gilmore 2-24, Merritt 1-11, Johnson 1-9, Peterson 1-7, White 1-4.
DOLPHINS – Konrad 5-27, McKnight 4-90, Chambers 3-34, McMichael 1-26, Carter 1-8, Ward 1-6, Weaver 1-5.

PASSING

BEARS – Chandler 17-7-86, 2 INTs; Miller 12-3-9, INT; Burris 3-1-6, TD.
DOLPHINS – Fiedler 29-15-196, TD, INT.

INTERCEPTIONS

BEARS – Howard 1-9, Azumah 0-18.
DOLPHINS – Fletcher 1-30, Marion 1-0, Haley 1-0.

SACKS

BEARS – Brown 2-15.
DOLPHINS – Taylor 1-7, Ogunleye 1-6.

Game 14

Bears 20, Jets 13

Memorial Stadium (62,226)
Sunday, December 15, 2002

NEW YORK JETS	0	0	10	3	13
CHICAGO	0	10	7	3	20

BEARS – Edinger 53 field goal (5-26, 3:23).
BEARS – Peterson 5 run (Edinger kick) (11-67, 5:23). **JETS** – Chrebet 5 pass from Pennington (Hall kick) (7-69, 4:05). **BEARS** – Johnson 2 run (Edinger kick) (6-63, 3:36). **JETS** – Hall 42 field goal (11-50, 7:06). **JETS** – Hall 28 field goal (11-83, 4:42). **BEARS** – Edinger 48 field goal (11-31, 4:44).

	Jets	Bears
First downs	19	20
Total net yards	334	266
Rushes-yards	24-134	27-105
Att-comp-net	33-22-200	27-22-161
Times thrown-yds lost	1-7	3-16
Int-TDs	0-1	0-0
Punts - avg	3-42.7	3-44.3
Penalties-yards	7-54	8-74
Fumbles-lost	2-1	1-0
Time of possession	27:02	32:58

RUSHING

JETS – Martin 21-127, Coles 1-5, Morton 1-2, Pennington 1-0.
BEARS – Johnson 15-56, Peterson 7-39, Merritt 1-5, Chandler 3-3, Burris 1-2.

RECEIVING

JETS – Coles 5-71, Martin 4-33, Chrebet 3-30, Anderson 3-23, Sowell 2-24, Morton 2-13, Moss 2-7, Becht 1-6.
BEARS – Booker 9-62, White 4-28, Gilmore 3-28, Johnson 3-22, Pritchett 1-24, Peterson 1-16, Merritt 1-(-3).

PASSING

JETS – Pennington 33-22-207, TD.
BEARS – Chandler 27-22-177.

INTERCEPTIONS

JETS – None.
BEARS – None.

SACKS

JETS – Abraham 1.5-10, Ellis 1-3, White 0.5-3.
BEARS – Daniels 1-7.

Game 15

Panthers 24, Bears 14

Ericsson Stadium (72,602)
Sunday, December 22, 2002

CHICAGO	7	0	0	7	14
CAROLINA	0	21	0	3	24

BEARS – White 76 pass from Chandler (Edinger kick) (2-80, 0:47). **PANTHERS** – Brown 2 run (Graham kick) (6-85, 2:33). **PANTHERS** – Brown 1 run (Graham kick) (3-11, 0:51). **PANTHERS** – Muhammad 3 pass from Peete (Graham kick) (4-41, 1:54). **BEARS** – White 5 pass from Burris (Edinger kick) (3-13, 1:32). **PANTHERS** – Graham 25 field goal (4-1, 2:08).

	Bears	Panthers
First downs	8	15
Total net yards	186	254
Rushes-yards	22-55	40-89
Att-comp-net	30-15-131	35-18-165
Times thrown-yds lost	4-32	2-14
Int-TDs	0-2	0-1
Punts - avg	10-44.5	11-40.3
Penalties-yards	3-32	4-40
Fumbles-lost	4-4	3-2
Time of possession	23:10	36:50

RUSHING

BEARS – Johnson 16-29, Burris 3-17, Peterson 2-9, Chandler 1-0.
PANTHERS – Brown 23-55, Montgomery 7-20, Goings 6-17, Peete 4-(3).

RECEIVING

BEARS – Booker 5-20, Johnson 4-7, White 2-81, Gilmore 2-32, Robinson 1-28, Peterson 1-(5).
PANTHERS – Muhammad 5-22, Smith 4-97, Byrd 3-24, Goings 2-19, Hoover 2-4, Walls 1-9, Mangum 1-4.

PASSING

BEARS – Burris 22-8-50, TD; Chandler 8-7-113, TD.
PANTHERS – Peete 35-18-179, TD.

INTERCEPTIONS

BEARS – None.
PANTHERS – None.

SACKS

BEARS – Caldwell 1-9, Knight 0.5-5, Tafoya 0.5-5.
PANTHERS – Wallace 2-9, Fields 1-13, Rucker 1-10.

Game 16

Buccaneers 15, Bears 0

Memorial Stadium (55,832)
Sunday, December 29, 2002

TAMPA BAY	0	6	0	9	15
CHICAGO	0	0	0	0	0

BUCS – Gramatica 30 field goal (12-48, 6:48).
BUCS – Gramatica 32 field goal (5-20, 0:58).
BUCS – Gramatica 33 field goal (15-65, 8:10).
BUCS – Gramatica 26 field goal (10-40, 6:04).
BUCS – Gramatica 33 field goal (4-3, 0:25).

	Bucs	Bears
First downs	15	14
Total net yards	272	218
Rushes-yards	36-161	22-85
Att-comp-net	25-16-111	29-13-133
Times thrown-yds lost	5-23	1-4
Int-TDs	0-0	4-0
Punts - avg	6-41.3	6-47.7
Penalties-yards	6-26	5-45
Fumbles-lost	0-0	1-0
Time of possession	37:29	22:31

RUSHING

BUCS – Pittman 21-90, Alstott 12-42, R. Johnson 3-29.
BEARS – Peterson 7-42, Johnson 9-21, Burris 4-14, Sauter 2-8.

RECEIVING

BUCS – K. Johnson 5-41, Dilger 3-32, Pittman 2-28, Jurevicius 2-12, McCardell 2-11, Dudley 1-6, Alstott 1-4.
BEARS – Merritt 4-22, Booker 4-25, White 2-21, Johnson 1-31, Gilmore 1-30, Shelton 1-8.

PASSING

BUCS – R. Johnson 25-16-134.
BEARS – Burris 19-7-78; 4 INT; Sauter 9-6-59; Booker 1-0-0.

INTERCEPTIONS

BUCS – Kelly 2-(-1), Brooks 1-44, Smith 1-2.
BEARS – None.

SACKS

BUCS – Wymys 1-4.
BEARS – Urlacher 1-3, Green 1-10, Boone 2-5, Daniels 1-5.

Year-in-Review

2002 NFL Standings

NATIONAL FOOTBALL CONFERENCE

North Division

	W	L	T	Pct.	PF	PA
Green Bay-z	12	4	0	.750	398	328
Minnesota	6	10	0	.375	390	442
BEARS	4	12	0	.250	281	379
Detroit	3	13	0	.188	306	451

East Division

	W	L	T	Pct.	PF	PA
Philadelphia-z	12	4	0	.750	415	241
N.Y. Giants-y	10	6	0	.625	320	279
Washington	7	9	0	.438	307	365
Dallas	5	11	0	.312	217	329

South Division

	W	L	T	Pct.	PF	PA
Tampa Bay-z	12	4	0	.750	346	196
Atlanta-y	9	6	1	.594	402	314
New Orleans	9	7	0	.562	432	388
Carolina	7	9	0	.438	258	302

West Division

	W	L	T	Pct.	PF	PA
San Francisco-z	10	6	0	.625	367	351
St. Louis	7	9	0	.438	316	369
Seattle	7	9	0	.438	355	369
Arizona	5	11	0	.312	262	417

z-Division Winner

AMERICAN FOOTBALL CONFERENCE

North Division

	W	L	T	Pct.	PF	PA
Pittsburgh-z	10	5	1	.656	390	345
Cleveland-y	9	7	0	.562	344	320
Baltimore	7	9	0	.438	316	354
Cincinnati	2	14	0	.125	279	456

East Division

	W	L	T	Pct.	PF	PA
N.Y. Jets-z	9	7	0	.562	359	336
Miami	9	7	0	.562	378	301
New England	9	7	0	.562	381	346
Buffalo	8	8	0	.500	379	397

South Division

	W	L	T	Pct.	PF	PA
Tennessee-z	11	5	0	.688	367	324
Indianapolis-y	10	6	0	.625	349	313
Jacksonville	6	10	0	.375	328	315
Houston	4	12	0	.250	213	356

West Division

	W	L	T	Pct.	PF	PA
Oakland-z	11	5	0	.688	450	304
Denver	9	7	0	.562	392	344
Kansas City	8	8	0	.500	467	399
San Diego	8	8	0	.500	333	367

y-Wild Card qualifier for playoffs

2002 NFL POST-SEASON

NFC Wild Card Playoff Games

Atlanta 27, GREEN BAY 7
SAN FRANCISCO 39, NY Giants 38

NFC Divisional Playoff Games

PHILADELPHIA 20, Atlanta 6
TAMPA BAY 31, San Francisco 6

NFC Championship Game

Tampa Bay 27, PHILADELPHIA 10

AFC Wild Card Playoff Games

NY JETS 41, Indianapolis 0
PITTSBURGH 36, Cleveland 33

AFC Divisional Playoff Games

TENNESSEE 34, Pittsburgh 31
OAKLAND 30, NY Jets 10

AFC Championship Game

OAKLAND 41, Tennessee 24

SUPER BOWL XXXVII at Qualcomm Stadium, San Diego, California

Tampa Bay Buccaneers (NFC) 48, Oakland Raiders (AFC) 21

AFC-NFC PRO BOWL at Aloha Stadium, Honolulu, Hawaii

AFC 45, NFC 20

- New York Jets finished ahead of New England based on a better record in common games (8-4 to 7-5) and Miami based on better division record (4-2 to 2-4).
- Cleveland finished ahead of Denver and New England based on better conference record (7-5 to Denver's 5-7 and New England's 6-6).
- Oakland finished ahead of Tennessee based on better head-to-head record (1-0).
- San Diego finished ahead of Kansas City based on better division record (3-3 to 2-4).
- Philadelphia finished ahead of Green Bay and Tampa Bay based on better conference record (11-1 to Green Bay's 9-3 and Tampa Bay's 9-3).
- Tampa Bay finished ahead of Green Bay based on better head-to-head record (1-0).
- St. Louis finished ahead of Seattle based on better division record (4-2 to 2-4).

Bears Records



Records

The Last Time . . .

Blocked Extra Point

- By Bears — Terry Cousin, at Detroit, 11/15/98 (Jason Hanson kicker)
 By Opp. — Dale Carter, at Kansas City, 11/21/93 (Kevin Butler kicker)

Blocked Field Goal

- By Bears — Marc Colombo, vs. Green Bay, 10/7/02 (Ryan Longwell 28-yard attempt)
 By Opp. — Kris Jenkins, at Carolina, 12/22/02 (Paul Edinger 48-yard attempt)

Blocked Field Goal for TD

- By Bears — Virgil Livers, vs. Oakland, 10/1/78 (Mike Spivey returned 71 yards for TD)
 By Opp. — Never

Blocked Punt

- By Bears — Bobbie Howard, at Minnesota, 10/27/02 (Kyle Richardson punter)
 By Opp. — Mark Logan, vs. Miami, 11/24/91 (Maury Buford punter)

Blocked Punt for TD

- By Bears — Anthony Marshall, at Tampa Bay, 9/17/95 (Returned 11 yards for TD)
 By Opp. — Eric Howard, vs. New York Giants, 9/14/87 (Tom Flynn recovered in endzone)

Deflected Field Goal (kick is missed but advances beyond line of scrimmage)

- By Bears — James Williams, vs. San Francisco, 10/28/01 (Jose Cortez 44-yard attempt)
 By Opp. — Mark Spindler, at Detroit, 11/15/98 (Jeff Jaeger 43-yard attempt)

Deflected Punt (punt advances beyond line of scrimmage)

- By Bears — Never
 By Opp. — Jeff Gooch, vs. Tampa Bay, 11/29/98 (Mike Horan punter; 5-yard punt, 23-yard return for TD by Ronde Barber)

Fake Field Goal for TD

- By Bears — Brad Maynard 12-yard pass to Dustin Lyman, at Green Bay, 12/1/02
 By Opp. — John Kidd 2-yard run, at San Diego, 11/14/93

Fumble Returned for TD

- By Bears — Mike Brown, at Buffalo, 9/29/02, 62 yards
 By Opp. — Courtney Brown, vs. Cleveland, 11/4/01, 25 yards

Intercepted Pass Returned for TD

- By Bears — Walt Harris, at Detroit, 12/30/01, 39 yards
 By Opp. — Kabeer Gbaja-Biamila, vs. Green Bay, 10/7/02, 72 yards

Kickoff Returned for TD

- By Bears — Glyn Milburn, at Green Bay, 12/13/98, 94 yards
 By Opp. — Don Beebe, vs. Green Bay, 10/6/96, 90 yards

Linebacker Scored TD

- By Bears — Brian Urlacher, at Washington, 12/23/01, 27-yard reception
 By Opp. — Julian Peterson, vs. San Francisco, 10/28/01, 26-yard fumble return

Missed Extra Point (kick not blocked)

- By Bears — Chris Boniol, at St. Louis, 12/26/99, wide left
 By Opp. — Mike Hollis, vs. Jacksonville, 1/6/02, hit right upright

Missed Field Goal Returned

- By Bears — Anthony Marshall, vs. St. Louis, 12/8/96, 12 yards
 By Opp. — Never

Offensive Lineman Caught a Pass

- By Bears — Marcus Spears, at New Orleans, 10/13/96, 1 yard touchdown
 By Opp. — Chris Hinton, vs. Atlanta, 10/3/93, -8 yards

Offensive Lineman Scored TD

- By Bears — Marcus Spears, at New Orleans, 10/13/96, (1 yard touchdown reception)
 By Opp. — (None since at least 1962)

Defensive Lineman Scored TD

- By Bears — Shawn Lee (DE), at Atlanta, 11/22/98 (15-yard fumble return)
 By Opp. — Kabeer Gbaja-Biamila (DE), vs. Green Bay, 10/7/02 (72-yard interception return)

Muff Recovered for TD

- By Bears — Michael Lowery, vs. St. Louis, 12/8/96 (muffed punt recovered in end zone)
 By Opp. — Never

Regular season games only

Punt Returned for TD

- By Bears — Glyn Milburn, at Tampa Bay, 9/20/98, 88 yards
 By Opp. — Ronde Barber, vs. Tampa Bay, 11/29/98, 23 yards

Recovered Own Onside Kick

- By Bears — Bobbie Howard, vs. Cleveland, 11/4/01 (4th quarter, Paul Edinger kicker)
 By Opp. — Ratcliff Thomas, vs. Indianapolis, 11/5/00 (4th quarter, Danny Knight kicker)

Safety

- By Bears — TEAM (punt snapped out of end zone), vs. San Francisco, 10/28/01
 — John Thierry, at Tampa Bay, 9/20/98 (sacked Trent Dilfer out of end zone)
 By Opp. — TEAM (Brad Maynard ran out of end zone), at Washington, 12/23/01
 — Fred Robbins and Nick Rogers, at Minnesota, 10/27/02 (tackled Anthony Thomas in end zone)

Shutout

- By Bears — at Detroit, 12/30/01, 24-0
 By Opp. — vs. Tampa Bay, 12/29/02, 15-0

3 TDs

- By Bears — Marty Booker, at Tampa Bay, 11/18/01 (3 receiving)
 By Opp. — Daunte Culpepper, at Minnesota, 9/3/00 (3 rushing)

3 TDs Rushing

- By Bears — Rashaan Salaam, vs. Tampa Bay, 12/17/95
 By Opp. — Daunte Culpepper, at Minnesota, 9/3/00

3 TDs Receiving

- By Bears — Marty Booker, at Tampa Bay, 11/18/01
 By Opp. — Cris Carter, vs. Minnesota, 11/14/99

3 TD Passes

- By Bears — Jim Miller, vs. Green Bay, 10/7/02
 By Opp. — Tom Brady, vs. New England, 11/10/02

4 TDs Rushing

- By Bears — Bobby Douglass, at Green Bay, 11/4/73
 By Opp. — Jim Taylor, vs. Green Bay, 11/4/62

4 TDs Receiving

- By Bears — Mike Ditka, at LA Rams, 10/13/63
 By Opp. — Never

4 TD Passes

- By Bears — Cade McNown, vs. Detroit, 12/19/99
 By Opp. — Drew Bledsoe, at Buffalo, 9/29/02

4 Field Goals

- By Bears — Paul Edinger, vs. Jacksonville, 1/6/02 (4 for 4)
 By Opp. — Adam Vinatieri, vs. New England, 11/10/02 (4 for 4)

5 TD Passes

- By Bears — Ray Buivid, vs. Chicago Cardinals, 12/5/37
 By Opp. — Brett Favre, at Green Bay, 11/12/95

5 Field Goals

- By Bears — Mac Percival, at Philadelphia, 10/20/68 (5 for 5)
 By Opp. — Martin Gramatica, vs. Tampa Bay, 12/29/02 (5 for 5)

100-yards Rushing

- By Bears — Anthony Thomas, vs. New Orleans, 9/22/02 (111 yards on 27 carries)
 By Opp. — Curtis Martin, vs. New York Jets, 12/15/02 (127 yards on 21 carries)

100-yards Receiving

- By Bears — Marty Booker, vs. Detroit, 11/24/02 (157 yards on 10 receptions)
 By Opp. — Kevin Faulk, vs. New England, 11/10/02 (109 yards on 7 receptions)

10 Catches

- By Bears — Marty Booker (10-157), vs. Detroit, 11/24/02
 By Opp. — Troy Brown (11-90), vs. New England, 11/10/02

100-yards Rushing and Receiving

- By Bears — Walter Payton (104 rush, 102 rec), at LA Rams, 12/26/82
 By Opp. — Never (according to Elias Sports Bureau)

Records

The Last Time . . .

10 Receptions and 10 Carries

- By Bears — James Allen, vs. Green Bay, 12/3/00 (17 carries, 11 rec.)
 By Opp. — Marshall Faulk, at St. Louis, 12/26/99 (10 carries, 12 rec.)

Two 100-yard Rushers

- By Bears — Walter Payton (107) and Matt Suhey (102), vs. Detroit, 11/10/85
 By Opp. — Norris Weese (120) and Ottis Armstrong (116), vs. Denver, 12/12/76

Two 100-yard Receivers

- By Bears — Marty Booker (10-157) and Dez White (8-106), vs. Detroit, 11/24/02
 By Opp. — Terry Glenn (8-154) and Donald Driver (4-120), vs. Green Bay, 10/7/02

Two 10 Catch Receivers

- By Bears — Marcus Robinson (11-170) and Bobby Engram (10-94), vs. Detroit, 12/19/99
 By Opp. — Warrick Dunn (12-138) and Keyshawn Johnson (12-89), at Tampa Bay, 11/18/01

Three 100-yard Receivers

- By Bears — Never
 By Opp. — George Farmer (9-183), Preston Dennard (5-122), Wendell Tyler (8-102) at Rams 12/26/82

200-yards Rushing

- By Bears — Walter Payton, vs. Minnesota, 11/20/77 (275 yards on 40 carries)
 By Opp. — Ricky Williams, at Miami, 12/9/02 (216 yards on 31 carries)

200-yards Receiving

- By Bears — Johnny Morris, at Dallas, 11/18/62 (201 yards on 10 receptions)
 By Opp. — Terrell Owens, at San Francisco, 12/17/00 (283 yards on 20 receptions)

300-yards Passing

- By Bears — Jim Miller, vs. Green Bay, 10/7/02 (27 of 49 for 353; 3 TDs, 3 INT)
 By Opp. — Marc Bulger, at St. Louis, 11/18/02 (21 of 35 for 347; 2 TDs, 1 INT)

400-yards Passing

- By Bears — Jim Miller, vs. Minnesota, 11/14/99 (34 of 48 for 422 yards; 3 TDs, 1 INT)
 By Opp. — Jeff Garcia, at San Francisco, 12/17/00 (36 of 44 for 402; 2 TDs)

Back-to-back 100-yard Rushing Games

- By Bears — Anthony Thomas, at Cincinnati, 10/21/01 (22-188); vs. San Fran., 10/28/01 (27-127)

Back-to-back 100-yard Receiving Games

- By Bears — Marcus Robinson, vs. Minn., 11/14/99 (7-148); at SD, 11/21/99 (6-163)

Back-to-back 300-yard Passing Games

- By Bears — Jim Miller, vs. Minnesota, 11/14/99 (422); at San Diego, 11/21/99 (357)

* NFL Record

† Tied NFL Record

SHUTOUTS

The Bears have been involved in 189 shutouts in their 83-year history. Chicago won 115 of the shutouts and lost 57, while 17 of the blankings resulted in a 0-0 tie (all before 1933). After closing the '80s with a 26-0 loss in San Francisco, the Bears had scored in 166 consecutive games (including 5 in the playoffs) before getting blanked by the Bucs on Sept. 10, 2000. There was one shutout during the 2002 season, a 15-0 loss to Tampa Bay in the season finale.

By Month:

September	10-12-4
October	43-15-4
November	43-14-4
December	17-15-5
January	2-1-0
TOTAL	115-57-17

At home: 67-23-10

On the road: 48-34-7

By Decade:

1920-29	48-15-13
1930-39	25-10-4
1940-49	12-2-0
1950-59	2-1-0
1960-69	5-11-0
1970-79	7-11-0
1980-89	10-4-0
1990-99	4-0-0
2000-02	2-3-0
TOTAL	115-57-17

The above breakdowns include playoff games; the Bears are 4-1 in post-season shutouts.

Bears Rookie Season Records

- SCORING -

Points

- *144 Kevin Butler, 1985 (51 XPs, 31 FGs)
- 132 Gale Sayers, 1965 (22 TDs)
- 84 Paul Edinger, 2000 (21 XPs, 21 FGs)**
- 72 Harlon Hill, 1954
- Mike Ditka, 1961

Touchdowns

- *22 Gale Sayers, 1965
- 12 Harlon Hill, 1954
- Mike Ditka, 1961

Field Goals

- 31 Kevin Butler, 1985
- 21 Paul Edinger, 2000**
- 13 Bob Thomas, 1975
- Mac Percival, 1967

- RUSHING -

Attempts

- 296 Rashaan Salaam, 1995
- 278 Anthony Thomas, 2001**
- 196 Walter Payton, 1975

Yards

- 1,183 Anthony Thomas, 2001**
- 1,074 Rashaan Salaam, 1995
- 1,004 Beattie Feathers, 1934
- 867 Gale Sayers, 1965

Touchdowns

- 14 Gale Sayers, 1965
- 10 Rashaan Salaam, 1995
- 8 Beattie Feathers, 1934
- Hugh Gallarneau, 1941

- PASSING -

Attempts

- 235 Cade McNown, 1999
- 210 Jim McMahon, 1982
- 148 Bobby Douglass, 1969

Completions

- 127 Cade McNown, 1999
- 120 Jim McMahon, 1982
- 68 Bobby Douglass, 1969

Yards

- 1,501 Jim McMahon, 1982
- 1,465 Cade McNown, 1999
- 1,087 Zeke Bratkowski, 1954

Touchdowns

- 9 Jim McMahon, 1982
- 8 Cade McNown, 1999
- Zeke Bratkowski, 1954
- 6 Bob Avellini, 1975
- Johnny Lujack, 1948

- RECEIVING -

Receptions

- 56 Mike Ditka, 1961
- 45 Harlon Hill, 1954
- 40 Willie Gault, 1983

Yards

- 1,124 Harlon Hill, 1954
- 1,076 Mike Ditka, 1961
- 836 Willie Gault, 1983

Touchdowns

- 12 Harlon Hill, 1954
- Mike Ditka, 1961
- 8 Willie Gault, 1983

- INTERCEPTIONS -

Interceptions

- 10 Mark Carrier, 1990
- 8 Johnny Lujack, 1948
- 7 Charlie Sumner, 1955

- PUNTS -

Punts

- 83 Dave Finzer, 1984
- 57 Fred Morrison, 1950
- 55 Todd Sauerbrun, 1995

Average

- 44.8 George Gulyanics, 1947
- 43.3 Sid Luckman, 1939
- Fred Morrison, 1950

- PUNT RETURNS -

Returns

- *57 Lew Barnes, 1986
- 43 Jeff Fisher, 1981
- 42 Virgil Livers, 1975

Yards

- 509 Jeff Fisher, 1981
- 482 Lew Barnes, 1986
- 456 Virgil Livers, 1975

- KICKOFF RETURNS -

Returns

- 29 Brian Baschnagel, 1976
- 27 Ike Hill, 1973
- 26 Jack Cameron, 1984

Yards

- 754 Brian Baschnagel, 1976
- 660 Gale Sayers, 1965
- 638 Ike Hill, 1973

Records

Individual Records

- SERVICE -

PLAYER

Pro Bowls (years are when Pro Bowl was played)

- 10 Mike Singletary, 1984-93
- 9 Walter Payton, 1976; 78-81; 84-87
- 8 Bill George, 1955-62
- Doug Atkins, 1958-64; 66
- Dick Butkus, 1966-73

Seasons

- 14 Bill George, 1952-65
- Doug Buffone, 1966-79
- 13 George Trafton, 1920-32
- Clyde (Bulldog) Turner, 1940-52
- Jim Osborne, 1972-84
- Walter Payton, 1975-87
- Steve McMichael, 1981-93
- Keith Van Horne, 1981-93
- 12 Last: James Williams, 1991-2002

Games

- 191 Steve McMichael, 1981-93
- 190 Walter Payton, 1975-87
- 186 Doug Buffone, 1966-79

Starts

- 184 Walter Payton, 1975-87
- 172 Mike Singletary, 1981-92
- 169 Keith Van Horne, 1981-93

Consecutive games

- 191 Steve McMichael, 1981-93
- 186 Walter Payton, 1975-87
- 179 Mike Hartenstine, 1975-86

COACH

Seasons

- *40 George Halas, 1920-29; 33-42; 46-55; 58-67
- 11 Mike Ditka, 1982-92
- 6 Dave Wannstedt, 1993-98
- 4 Hunk Anderson / Luke Johnsos (co-coaches), 1942-45
- Jim Dooley, 1968-71
- Neill Armstrong, 1978-81
- Dick Jauron, 1999-2002

Consecutive seasons

- 11 Mike Ditka, 1982-92
- 10 George Halas, 1920-29
- George Halas, 1933-42
- George Halas, 1946-55
- George Halas, 1958-67
- 6 Dave Wannstedt, 1993-1998
- 4 Anderson/Johnsos, 1942-45
- Jim Dooley, 1968-71
- Neill Armstrong, 1978-81
- Dick Jauron, 1999-2002

- SCORING -

POINTS

Lifetime

- 1,116 Kevin Butler, 1985-95 (387 XP, 243 FG)
- 750 Walter Payton, 1975-87 (125 TD)
- 629 Bob Thomas, 1975-84 (245 XP, 128 FG)

Season

- 144 Kevin Butler, 1985 (51 XP, 31 FG)
- 132 Gale Sayers, 1965 (22 TD)
- 120 Kevin Butler, 1986 (36 XP, 28 FG)

Game

- 36 Gale Sayers, vs. SF, 12/12/65 (6 TD)
- 24 Last: Bobby Douglass, at GB, 11/4/73

Consecutive games

- 83 George Blanda, 10/28/51-11/9/58
- 66 Kevin Butler, 9/9/90-9/12/94
- 55 Bob Thomas, 12/2/79-12/16/84

TOUCHDOWNS

(Rushes-receptions-returns)

Lifetime

- 125 Walter Payton, 1975-87 (110-15-0)
- 71 Neal Anderson, 1986-93 (51-20-0)
- 59 Rick Casares, 1955-64 (49-10-0)

Season

- 22 Gale Sayers, 1965 (14-6-2)
- 16 Walter Payton, 1977; 1979 (14-2-0)
- 15 Neal Anderson, 1989 (11-4-0)

Game

- T6 Gale Sayers, vs. SF, 12/12/65 (4-1-1)
- 4 Last: Bobby Douglass, at GB, 11/4/73 (4-0-0)

Consecutive games

- 8 Rick Casares, 11/1/59-9/25/60
- 7 Ken Kavanaugh, 11/2-12/14/47
- Willie Galimore, 9/28-11/9/58
- Gale Sayers, 10/26-12/6/69
- Walter Payton, 10/3-11/14/76
- Curtis Conway, 9/24-11/12/95

EXTRA POINTS MADE

Lifetime

- 387 Kevin Butler, 1985-95
- 247 George Blanda, 1949-58
- 245 Bob Thomas, 1975-84

Season

- 52 Roger Leclerc, 1965
- 51 Kevin Butler, 1985
- 45 George Blanda, 1956
- Kevin Butler, 1995

Game

- 8 Bob Snyder, at NYG, 11/14/43
- 7 Last: Bob Thomas, vs. GB, 12/7/80

* NFL Record

† Tied NFL Record

Records

Individual Records

EXTRA POINT ATTEMPTS

Lifetime

- 397 Kevin Butler, 1985-95
- 268 Bob Thomas, 1975-84
- 250 George Blanda, 1949-58

Season

- 52 Ray (Scooter) McLean, 1947
Roger Leclerc, 1965
- 51 Kevin Butler, 1985
- 47 George Blanda, 1956

Game

- 9 Bob Thomas, vs. GB, 12/7/80
- 8 Bob Snyder, at NYG, 11/14/43
George Blanda, vs. Balt, 10/21/56
Roger Leclerc, at Balt, 11/25/62

CONSECUTIVE EXTRA POINTS

Lifetime

- 156 George Blanda, 10/28/51-10/21/56
- 143 Mac Percival, 11/19/67-11/4/73
- 84 Paul Edinger, 9/3/00-12/29/02

Season

- 52 Roger Leclerc, 1965
- 51 Kevin Butler, 1985
- 45 Kevin Butler, 1995

Game

- 8 Bob Snyder, at NYG, 11/14/43
- 7 Last: Bob Jencks, at Rams, 10/13/63

FIELD GOALS MADE

Lifetime

- 243 Kevin Butler, 1985-95
- 128 Bob Thomas, 1975-84
- 99 Mac Percival, 1967-73

Season

- 31 Kevin Butler, 1985
- 28 Kevin Butler, 1986
- 27 Kevin Butler, 1993

Game

- 5 Roger Leclerc, vs. Det, 12/3/61
Mac Percival, at Phil, 10/20/68
- 4 Last: Paul Edinger, vs. JAX, 1/6/02

Long

- 55 Bob Thomas, 11/23/75
Kevin Butler, 10/25/93; 12/12/93
- 54 Kevin Butler, 11/14/93
Paul Edinger, 12/24/00
- 53 Kevin Butler, 1/2/94
Paul Edinger, 10/20/02; 11/3/02;
12/15/02

50+ Yards (lifetime)

- 16 Kevin Butler, 1985-95
- 7 Paul Edinger, 2000-02
- 4 Bob Thomas, 1975-84

50+ Yards (season)

- 5 Kevin Butler, 1993
Paul Edinger, 2002
- 4 Kevin Butler, 1990
- 2 Paul Edinger, 2000

FIELD GOAL ATTEMPTS

Lifetime

- 333 Kevin Butler, 1985-95
- 205 Bob Thomas, 1975-84
- 201 George Blanda, 1949-58

Season

- 41 Kevin Butler, 1986
- 38 Kevin Butler, 1985
- 37 Kevin Butler, 1990

Game

- 7 Roger Leclerc, vs. GB, 11/17/63
- 6 George Blanda, at Rams, 11/3/57
Kevin Butler, at Min 9/19/85;
vs. Phil, 9/14/86; at GB, 11/8/87

CONSECUTIVE FIELD GOALS

Lifetime

- 24 Kevin Butler, 10/16/88-12/3/89
- 21 Jeff Jaeger, 11/3/96-11/16/97
- 18 Kevin Butler, 9/14-11/16/86

Game (no misses)

- 5 Roger Leclerc, vs. Det, 12/3/61
Mac Percival, at Phil, 10/20/68
- 4 Last: Paul Edinger, vs. JAX, 1/6/02

Games

- 13 Kevin Butler, 11/10/85-10/12/86
Kevin Butler, 9/9-12/9/90
- 12 George Blanda, 11/11/56-11/3/57
- 10 George Blanda, 11/14/54-11/20/55
Mac Percival, 10/13/68-12/15/68
Paul Edinger, 10/1-12/10/00

FIELD GOAL PCT.

Lifetime (25+ attempts)

- 80.2 Paul Edinger, 2000-02 (69 of 86)
- 75.9 Jeff Jaeger, 1996-99, (63 of 83)
- 72.9 Kevin Butler, 1985-95, (243 of 333)

Season (10+)

- 83.9 Paul Edinger, 2001, (26 of 31)
- 82.6 Jeff Jaeger, 1996, (19 of 23)
- 81.6 Kevin Butler, 1985, (31 of 38)

TWO-POINT CONVERSIONS (Since 1994)

Lifetime

- 1 Darnell Autry, 1997
- Curtis Conway, 1993-99
- Bobby Engram, 1996-99
- Jim Flanigan, 1994-99
- Jeff Graham, 1994-95
- Cade McNown, 1999-2000
- Rick Mirer, 1997
- Chris Penn, 1998
- Ricky Proehl, 1997
- Anthony Thomas, 2001-02

Season (same as "Lifetime")

Game (same as "Lifetime")

Records

Individual Records

SAFETIES

Lifetime

- 3 Steve McMichael, 1981-93

- RUSHING -

ATTEMPTS

Lifetime

- 3,838 Walter Payton, 1975-87
1,515 Neal Anderson, 1986-93
1,386 Rick Casares, 1955-64

Season

- 381 Walter Payton, 1984
369 Walter Payton, 1979
339 Walter Payton, 1977; 1981

Game

- 40 Walter Payton, vs. Min, 11/20/77
39 Walter Payton, at Buf, 10/7/79
38 Walter Payton, at Dal, 11/26/81

YARDS GAINED

Lifetime

- 16,726 Walter Payton, 1975-87
6,166 Neal Anderson, 1986-93
5,657 Rick Casares, 1955-64

Season

- 1,852 Walter Payton, 1977
1,684 Walter Payton, 1984
1,610 Walter Payton, 1979

Game

- 275 Walter Payton, vs. Min, 11/20/77
205 Walter Payton, at GB, 10/30/77
Gale Sayers, at GB, 11/3/68
197 Gale Sayers, vs. Min, 12/18/66

Long

- 86 Bill Osmanski, (TD) 10/15/39
85 Pete Stinchcomb, (TD) 11/20/21
82 Beattie Feathers, (TD) 10/10/34

1,000 YARDS

Seasons

- 10 Walter Payton, 1976-81; 1983-86
3 Neal Anderson, 1988-90
2 Gale Sayers, 1966; 1969

Consecutive seasons

- 6 Walter Payton, 1976-81
4 Walter Payton, 1983-86
3 Neal Anderson, 1988-90

200-YARD GAMES

Lifetime

- 2 Walter Payton, 1975-87
1 Gale Sayers, 1965-71

Season

- 2 Walter Payton, 1977
1 Gale Sayers, 1968

100-YARD GAMES

Lifetime

- *77 Walter Payton, 1975-87
20 Gale Sayers, 1965-71
14 Neal Anderson, 1986-93

Season

- 10 Walter Payton, 1977; 1985
9 Walter Payton, 1979; 1984
8 Walter Payton, 1980

Consecutive games

- 9 Walter Payton, 10/13-12/8/85
6 Walter Payton, 9/9-10/14/84
5 Walter Payton, 11/13-12/11/77

AVERAGE GAIN

Lifetime (250+ attempts)

- 6.6 Bobby Douglass, 1969-75
5.8 Beattie Feathers, 1934-37
5.0 Gale Sayers, 1965-71

Season (100+)

- *8.4 Beattie Feathers, 1934
6.9 Bobby Douglass, 1972
6.2 Gale Sayers, 1968

Game (10+)

- 11.8 Joe Maniaci, at Pit, 10/2/39
11.6 Gale Sayers, vs. Min, 12/18/66
11.2 Rick Casares, vs. Det, 12/16/56

TOUCHDOWNS

Lifetime

- 110 Walter Payton, 1975-87
51 Neal Anderson, 1986-93
49 Rick Casares, 1955-64

Season

- 14 Walter Payton, 1977; 1979
Gale Sayers, 1965
13 Walter Payton, 1976
12 Rick Casares, 1956
Neal Anderson, 1988

Game

- 4 Rick Casares, at SF, 10/28/56;
vs. Pitt, 12/6/59
Gale Sayers, vs. SF, 12/12/65
Bobby Douglass, at GB, 11/4/73
3 Last: Rashaan Salaam, vs. TB, 12/17/95

Consecutive games

- 7 Gale Sayers, 10/26-12/6/69
Walter Payton, 10/3-11/14/76
6 Beattie Feathers, 9/30-10/28/34
Johnny Lujack, 10/1-11/12/50
Rick Casares, 11/1-12/6/59
Gale Sayers, 11/14-12/19/65
5 Last: Neal Anderson, 10/7-11/11/90

* NFL Record

† Tied NFL Record

- PASSING -

QB RATING

Lifetime (400+ attempts)

- 80.7 Erik Kramer, 1994-98
- 80.4 Jim McMahon, 1982-88
- 76.7 Jim Miller, 1998-2002

Season (100+ attempts)

- 107.8 Sid Luckman, 1943
- 97.8 Jim McMahon, 1984
- 95.5 Sid Luckman, 1941
- 93.5 Erik Kramer, 1995

ATTEMPTS

Lifetime

- 1,759 Jim Harbaugh, 1987-93
- 1,744 Sid Luckman, 1939-50
- 1,557 Erik Kramer, 1994-98

Season

- 522 Erik Kramer, 1995
- 478 Jim Harbaugh, 1991
- 477 Erik Kramer, 1997

Game

- 60 Erik Kramer, vs NY Jets, 11/16/97
- 57 Bill Wade, at Wash, 10/25/64
- 52 Johnny Lujack, at NYG, 10/23/49

COMPLETIONS

Lifetime

- 1,023 Jim Harbaugh, 1987-93
- 913 Erik Kramer, 1994-98
- 904 Sid Luckman, 1939-50

Season

- 315 Erik Kramer, 1995
- 275 Jim Harbaugh, 1991
- Erik Kramer, 1997
- 228 Jim Miller, 2001
- 225 Bill Wade, 1962

Game

- 34 Jim Miller, vs Min, 11/14/99
- 33 Bill Wade, at Wash, 10/25/64
- 32 Erik Kramer, at Miami, 10/27/97
- Erik Kramer, vs. NY Jets, 11/16/97

Consecutive

- 15 Shane Matthews, vs. NE, 12/10/00
- 14 Steve Walsh, at Min, 12/1/94
- 13 Rudy Bukich, 11/22-11/26/64
- Jim Harbaugh, at GB, 10/23/92

Long

- 98 Bill Wade, at Det, 10/8/61 (TD to Farrington)
- 93 Jack Concannon, vs. STL, 11/19/67 (TD to Gordon)
- 91 Ed Brown, vs. SF, 10/16/60 (TD to Dewveall)

COMPLETION PERCENTAGE

Lifetime (300+ completions)

- 61.1 Shane Matthews, 1996, 99-01 (366 of 599)
- 58.6 Erik Kramer, 1994-98 (913 of 1,557)
- 58.5 Jim Miller, 1998-02 (565 of 965)

Season (75+)

- 65.1 Shane Matthews, 2001 (84 of 129)
- 64.0 Chris Chandler, 2002 (103 of 161)
- 63.2 Jim Miller, 1999 (110 of 174)

Game (10+)

- 90.0 Jim Harbaugh, at Rams, 1/2/94 (9 of 10)
- 86.7 Bob Williams, vs. Dal, 10/12/52 (13 of 15)
- 83.3 Gene Ronzani, vs. Det, 10/22/44 (10 of 12)
- Ed Brown, at Det, 11/20/55 (15 of 18)
- Bill Wade, vs. Balt, 11/8/64 (10 of 12)

YARDS

Lifetime

- 14,686 Sid Luckman, 1939-50
- 11,567 Jim Harbaugh, 1987-93
- 11,203 Jim McMahon, 1982-88

Season

- 3,838 Erik Kramer, 1995
- 3,172 Bill Wade, 1962
- 3,121 Jim Harbaugh, 1991

Game

- 468 Johnny Lujack, 12/11/49
- 466 Bill Wade, 11/18/62
- 433 Sid Luckman, 11/14/43

300-YARD GAMES

Lifetime

- 9 Bill Wade, 1961-66
- 7 Erik Kramer, 1994-98
- 4 George Blanda, 1949-58
- 3 Sid Luckman, 1939-50
- Johnny Lujack, 1948-51
- Vince Evans, 1977-83
- Jim Miller, 1998-02

Season

- 4 Bill Wade, 1962
- 3 Bill Wade, 1961
- Erik Kramer, 1995

Consecutive games

- 2 Sid Luckman, 10/12-10/19/47
- George Blanda, 10/17-10/24/54
- Bill Wade, 10/14-10/21/62; 11/18-11/25/62
- Jim Miller, 11/14-11/21/99

Records

Individual Records

TOUCHDOWN PASSES

Lifetime

- 137 Sid Luckman, 1939-50
- 68 Bill Wade, 1961-66
- 67 Jim McMahon, 1982-88

Season

- 29 Erik Kramer, 1995
- 28 Sid Luckman, 1943
- 24 Sid Luckman, 1947

Game

- 7 Sid Luckman, at NYG, 11/14/43
- 6 Johnny Lujack, vs. Chi Cards, 12/11/49
- 5 Ray Buivid, vs. Chi Cards, 12/5/37

Consecutive games

- 19 Sid Luckman, 11/22/42-11/26/44
- 14 Sid Luckman, 10/12/47-10/17/48

PASSES INTERCEPTED

Lifetime

- 132 Sid Luckman, 1939-50
- 88 Ed Brown, 1954-61
- 70 George Blanda, 1949-58

Season

- 31 Sid Luckman, 1947
- 24 Bill Wade, 1962
- George Blanda, 1953
- 22 Johnny Lujack, 1949

Game

- 7 Edmund (Zeke) Bratkowski, at Balt, 10/2/60
- 5 Last: Larry Rakestraw, at Det, 9/22/68

PASSES NOT INTERCEPTED

Consecutive

- 174 Erik Kramer, 11/19-12/24/95
- 173 Jim Harbaugh, 10/28-12/9/90
- 162 Erik Kramer, 9/11-10/22/95

Game

- 50 Erik Kramer, at Mia, 10/27/97
- 47 Jim Miller, vs. GB, 11/11/01
- 46 Bill Wade, vs. Rams, 10/11/64

LOWEST INTERCEPTION PCT.

Lifetime (400+attempts)

- 2.69 Jim Miller, 1998-2002 (26 int, 965 att)
- 2.89 Erik Kramer, '94-98 (45 int, 1,557 att)
- 3.01 Shane Matthews, 1996, 99-01
(18 int, 599 att)
- 3.18 Jim Harbaugh, 1987-93 (56 int, 1,759 att)

Season (100+)

- 1.40 Jim McMahon, 1984 (2 int, 143 att)
- 1.91 Erik Kramer, 1995 (10 int, 522 att)
- 1.92 Jim Harbaugh, 1990 (6 int, 312 att)

AVERAGE GAIN PER ATTEMPT

Lifetime (400+ passes)

- 8.42 Sid Luckman, 1939-50
- 8.23 Bernie Masterson, 1934-40
- 7.79 Johnny Lujack, 1948-51

Season (100+)

- 10.86 Sid Luckman, 1943
- 9.924 Sid Luckman, 1941
- 9.923 Ed Brown, 1956

Game (10+)

- 17.1 Charlie O'Rourke, at Det, 11/22/42
- 16.9 Sid Luckman, at CRams, 10/5/41
- 16.7 Gene Ronzani, vs. Det, 10/22/44

- RECEIVING -

RECEPTIONS

Lifetime

- 492 Walter Payton, 1975-87
- 356 Johnny Morris, 1958-67
- 329 Curtis Conroy, 1993-99
- 316 Mike Ditka, 1961-66

Season

- 100 *Marty Booker, 2001*
- 97 *Marty Booker, 2002*
- 93 Johnny Morris, 1964

Game

- 14 Jim Keane, at NYG, 10/23/49
- 13 Mike Ditka, at Wash, 10/25/64
- Bobby Engram, at StL, 12/26/99
- 12 *Marty Booker, vs. GB, 10/7/02*

Consecutive Games

- 57 Bobby Engram, 10/6/96-9/17/2000
- 49 Mike Ditka, 12/3/61-10/10/65
- 45 Walter Payton, 12/16/84-12/27/87
- 12 *Marty Booker, 9/24/00-12/29/02*

YARDS

Lifetime

- 5,059 Johnny Morris, 1958-67
- 4,616 Harlon Hill, 1954-61
- 4,538 Walter Payton, 1975-87

Season

- 1,400 Marcus Robinson, 1999
- 1,301 Jeff Graham, 1995
- 1,200 Johnny Morris, 1964

Game

- 214 Harlon Hill, at SF, 10/31/54
- 201 Johnny Morris, at Dal, 11/18/62
- 198 Harlon Hill, vs. Balt, 10/21/56
- 12 *Marty Booker, vs. Min, 9/8/02*

Long

- 98 John Farrington (TD), 10/8/61
- 93 Dick Gordon (TD), 11/19/67
- 91 Willard Dewveall (TD), 10/16/60

* NFL Record

† Tied NFL Record

1,000 YARDS**Seasons**

- 2 **Marty Booker, 2001-02**
Curtis Conway, 1995-96
Harlon Hill, 1954, 1956
1 **Last: Marty Booker, 2002**

100-YARD GAMES**Lifetime**

- 19 Harlon Hill, 1954-61
15 Johnny Morris, 1958-67
14 Mike Ditka, 1961-66
12 Curtis Conway, 1993-99

Season

- 7 Harlon Hill, 1954
Jeff Graham, 1995
6 Harlon Hill, 1956
Johnny Morris, 1964
5 Mike Ditka, 1961
Marcus Robinson, 1999

Consecutive games

- 3 Harlon Hill, 11/11-11/25/56
Jeff Graham, 11/5-11/19/95
2 **Last: Marcus Robinson, 11/14-11/21/99**

AVERAGE GAIN**Lifetime (100+ attempts)**

- 22.4 Ken Kavanaugh, 1940-41, 45-50
21.7 Ray (Scooter) McLean, 1940-47
20.4 Harlon Hill, 1954-61

Season (30+)

- 25.6 Ken Kavanaugh, 1947
25.0 Harlon Hill, 1954
24.0 Harlon Hill, 1956

Game (4+)

- 44.8 Dick Gordon, vs. StL, 11/19/67
37.5 Gene Schroeder, vs. Chi Cards, 12/16/51
37.0 Billy Stone, vs. Det, 11/23/52

TOUCHDOWNS**Lifetime**

- 50 Ken Kavanaugh, 1940-41, 45-50
40 Harlon Hill, 1954-61
35 Dick Gordon, 1965-71

Season

- 13 Ken Kavanaugh, 1947
Dick Gordon, 1970
12 Harlon Hill, 1954
Mike Ditka, 1961
Curtis Conway, 1995
11 Harlon Hill, 1956

Game

- 4 Harlon Hill, at SF, 10/31/54
Mike Ditka, at Rams, 10/13/63
3 **Last: Marty Booker, at TB, 11/18/01**

Consecutive games

- 7 Ken Kavanaugh, 11/2-12/14/47
Curtis Conway, 9/24-11/12/95
5 Mike Ditka, 10/22-11/19/61
Dennis McKinnon, 9/8-10/5/85

- INTERCEPTIONS -**INTERCEPTIONS BY****Lifetime**

- 38 Gary Fencik, 1976-87
37 Richie Petitbon, 1959-68
32 Donnell Woolford, 1989-96

Season

- 10 Mark Carrier, 1990
9 Roosevelt Taylor, 1963
8 Clyde (Bulldog) Turner, 1942
Johnny Lujack, 1948
Richie Petitbon, 1963
Vestee Jackson, 1988

Game

- 3 Bob Margarita, vs. Det, 11/11/45
Johnny Lujack, at GB, 9/26/48
Richie Petitbon, at GB, 9/24/67
Curtis Gentry, vs. StL, 11/19/67
Ross Brupbacher, vs. Den, 12/12/76
Mark Carrier, at Wash, 12/9/90
2 **Last: Walt Harris, at St.L, 12/14/97**

Consecutive games

- 4 **Last: Dave Duerson, 9/14-10/5/86**

YARDS RETURNED**Lifetime**

- 643 Richie Petitbon, 1959-68
485 Bennie McRae, 1962-70
483 Gary Fencik, 1976-87

Season

- 212 Richie Petitbon, 1962
182 JC Caroline, 1956
172 Don Kindt, 1953
Roosevelt Taylor, 1963

Game

- 101 Richie Petitbon, vs. Rams, 12/9/62
96 Clyde (Bulldog) Turner, at Wash, 10/26/47
Roosevelt Taylor, at Phil, 10/20/68
92 Todd Bell, vs. Det, 11/22/81

Long

- 101 Richie Petitbon, (TD) 12/9/62
96 Clyde (Bulldog) Turner, (TD) 10/26/47
Roosevelt Taylor, (TD) 10/20/68
92 Todd Bell, (TD) 11/22/81

Records

Individual Records

TOUCHDOWNS

Lifetime

- 4 Bennie McRae, 1962-70
- 3 Richie Petitbon, 1959-68
- Roosevelt Taylor, 1961-69
- Mike Brown, 2000-02**

Season

- 2 Jerry Weatherly, 1950
- JC Caroline, 1956
- Bennie McRae, 1967
- Mike Brown, 2001 (Cons. OT wins)**

Game

- 1 Last: Walt Harris, at Detroit, 12/30/01

- PUNTING -

PUNTS

Lifetime

- 878 Bob Parsons, 1972-83
- 833 Bobby Joe Green, 1962-73
- 354 Maury Buford, 1985-86; 89-91

Season

- †114 Bob Parsons, 1981
- 99 Bob Parsons, 1976
- 96 Bob Parsons, 1978

Game

- 14 Keith Molesworth, 12/10/33
- 12 Todd Sauerbrun, 10/5/97
- 11 Last: Dave Finzer, 12/3/84

YARDS

Lifetime

- 35,057 Bobby Joe Green, 1962-73
- 34,180 Bob Parsons, 1972-83
- 14,451 Maury Buford, 1985-86; 89-91

Season

- 4,531 Bob Parsons, 1981
- 4,059 Todd Sauerbrun, 1997
- 3,726 Bob Parsons, 1976

Game

- 524 Todd Sauerbrun, vs. NO, 10/5/97
- 517 Keith Molesworth, vs. GB, 12/10/33
- 476 Bob Parsons, at Hou, 11/6/77

Long

- 94 Joe Lintzenich, vs. NYG, 11/15/31
- 87 Dave Finzer, vs. NO, 10/7/84
- 81 Bob Parsons, vs. NE, 12/5/82

GROSS AVERAGE

Lifetime (75+ punts)

- 44.5 George Gulyanics, 1947-52
- 42.5 Brad Maynard, 2001-02**
- 42.2 Todd Sauerbrun, 1995-98

Season (30+)

- 46.5 Bobby Joe Green, 1963
- 44.8 Todd Sauerbrun, 1996
- 44.5 Bobby Joe Green, 1964

Game (4+)

- 57.3 Fred Morrison, vs. Rams, 11/16/52
- 54.6 Maury Buford, vs. GB, 10/21/85
- 54.0 Maury Buford, at TB, 10/6/85
- 53.6 Todd Sauerbrun, at Det, 11/27/97

INSIDE 20

Lifetime

- 158 Bob Parsons, 1972-83
- 94 Maury Buford, 1985-86; 89-91
- 83 Todd Sauerbrun, 1995-99

Season

- 36 Brad Maynard, 2001**
- 31 Bob Parsons, 1981
- 28 Chris Gardocki, 1993

Game

- 6 Brad Maynard, at GB 12/9/01**
- 5 Bob Parsons, at Hou, 11/6/77
- 4 Last: Todd Sauerbrun, at Pit, 9/13/98

HAD BLOCKED

Lifetime

- 5 Ed Brown, 1954-61
- Bob Parsons, 1972-83
- Maury Buford, 1985-86; 89-91
- 4 Fred (Curley) Morrison, 1950-53

Season

- 2 Last: Maury Buford, 1990

Game

- 2 Jon Kilgore, at Rams, 12/8/68
- Ray Stachowicz, at Min, 12/11/83
- 1 Last: Maury Buford, vs. Mia, 11/24/91

- PUNT RETURNS -

RETURNS

Lifetime

- 127 Dennis McKinnon, 1983-85; 87-89
- 123 Jeff Fisher, 1981-84
- 112 George McAfee, 1940-41; 45-50

Season

- 58 Jeff Fisher, 1984
- 57 Lew Barnes, 1986
- 43 Jeff Fisher, 1981

Game

- 8 Jeff Fisher, at Det, 12/16/84
- 7 George McAfee, vs. GB, 10/15/50
- Ron Smith, at Clev, 10/15/72
- Steve Schubert, at TB, 12/4/77
- Dennis McKinnon, at GB, 12/4/83

Records

Individual Records

YARDS

Lifetime

- 1,431 George McAfee, 1940-41; 45-50
- 1,171 Dennis McKinnon, 1983-85; 87-89
- 1,137 Jeff Fisher, 1981-84

Season

- 509 Jeff Fisher, 1981
- 492 Jeff Fisher, 1984
- 482 Lew Barnes, 1986

Game

- 134 Gale Sayers, vs. SF, 12/12/65
Dennis McKinnon, vs. NYG, 9/14/87
- 108 George McAfee, vs. Rams, 10/10/48
- 106 Glyn Milburn, at TB, 9/20/98

Long

- 95 Johnny Bailey (TD), vs. KC, 12/29/90
- 94 Dennis McKinnon (TD), vs. NYG, 9/14/87
- 93 Glyn Milburn (TD), at TB, 9/20/98

AVERAGE

Lifetime (50+ returns)

- *12.8 George McAfee, 1940-41; 45-50
- 11.3 JR Boone, 1948-51
- 10.3 Glyn Milburn, 1998-2001

Season (1+ per game)

- 15.8 Harry Clark, 1943
- 14.9 Gale Sayers, 1965
- 14.5 George McAfee, 1947

Game (3+)

- 36.0 George McAfee, vs. Rams, 10/10/48
- 34.0 Scooter McLean, vs. Chi Cards 10/11/42
- 26.8 Gale Sayers, vs. SF, 12/12/65
Dennis McKinnon, vs. NYG, 9/14/87

TOUCHDOWNS

Lifetime

- 3 Ray (Scooter) McLean, 1940-47
Steve Schubert, 1975-79
Dennis McKinnon, 1983-85; 87-89
- 2 George McAfee, 1940-41; 45-50
Gale Sayers, 1965-71

Season

- 2 Dennis McKinnon, 1987

Game

- 1 Last: Glyn Milburn, at TB, 9/20/98

FAIR CATCHES

Lifetime

- 66 Glyn Milburn, 1998-2001
- 47 Steve Schubert, 1975-79
- 40 Jeff Fisher, 1981-84

Season

- 26 Glyn Milburn, 2000
- 21 Steve Schubert, 1978
- 20 Jeff Fisher, 1981
Terry Obee, 1993

Game

- 6 Bobby Engram, vs. Min, 9/15/96
- 5 Johnny Bailey, at GB, 10/17/91
Curtis Conway, at TB, 11/6/94
Glyn Milburn, vs. GB, 12/3/00
- 4 Last: Terry Obee, vs. Min, 10/25/93

- KICKOFF RETURNS -

RETURNS

Lifetime

- 192 Dennis Gentry, 1982-92
Glyn Milburn, 1998-2001
- 108 Cecil Turner, 1968-73

Season

- 63 Glyn Milburn, 2000
- 62 Glyn Milburn, 1998
- 61 Glyn Milburn, 1999

Game

- 8 Brian Baschnagel, at Hou, 11/6/77
- 7 Last: Glyn Milburn, at TB, 9/10/00

YARDS

Lifetime

- 4,596 Glyn Milburn, 1998-2001
- 4,353 Dennis Gentry, 1982-92
- 2,781 Gale Sayers, 1965-71

Season

- 1,550 Glyn Milburn, 1998
- 1,468 Glyn Milburn, 2000
- 1,426 Glyn Milburn, 1999

Game

- 221 Nate Lewis, at Min, 12/1/94
- 208 Ron Smith, vs. SF, 11/19/72
- 202 Glyn Milburn, at GB, 12/13/98

Long

- 103 Gale Sayers, at Pit, 9/17/67 (TD)
- 100 Don Bingham, vs. LARams, 11/18/56 (TD)
- 99 Willie Galimore, at Balt, 10/4/58 (TD)
Willie Gault, vs. Wash, 9/29/85 (TD)

Records

Individual Records

AVERAGE

Lifetime (50+ returns)

- *30.6 Gale Sayers, 1965-71
- 26.6 Ron Smith, 1965; 70-72
- 23.9 Glyn Milburn, 1998-2001

Season (1+ per game)

- 37.7 Gale Sayers, 1967
- 32.7 Cecil Turner, 1970
- 31.7 Walter Payton, 1975

Game (3+)

- 52.0 Cecil Turner, at NYG, 9/19/70
- 48.7 Dick Gordon, at Rams, 9/16/66
- 48.3 Gale Sayers, at SF, 12/3/67

TOUCHDOWNS

Lifetime

- †6 Gale Sayers, 1965-71
- 4 Cecil Turner, 1968-73
- 3 Dennis Gentry, 1982-92

Season

- †4 Cecil Turner, 1970
- 3 Gale Sayers, 1967
- 2 Gale Sayers, 1966
- 2 Glyn Milburn, 1998

Game

- 1 Last: Glyn Milburn, at GB, 12/13/98

— FUMBLES —

FUMBLES

Lifetime

- 85 Walter Payton, 1975-87
- 38 Jim Harbaugh, 1987-93
- 35 Rick Casares, 1955-64

Season

- 15 Jim Harbaugh, 1993
- 14 Gary Huff, 1974
- 13 Carl Garrett, 1973

Game

- 4 Hugh Gallarneau, vs. Chi Cards, 12/1/46
- Rudy Bukich, at Balt, 12/5/65
- Vince Evans, at GB, 11/15/81
- Rusty Lisch, vs. GB, 12/9/84
- 3 Last: **Anthony Thomas, at Det, 10/20/02**

OWN RECOVERED

Lifetime

- 18 Walter Payton, 1975-87
- 13 Gale Sayers, 1965-71
- 10 Ed Brown, 1954-61
- Jim Harbaugh, 1987-93

Season

- 7 Gary Huff, 1974
- 6 Jack Concannon, 1970
- 5 Bobby Douglass, 1972

Game

- 3 Gary Huff, vs. Det, 9/15/74

OPPONENTS' RECOVERED

Lifetime

- 25 Dick Butkus, 1965-73
- 22 Joe Fortunato, 1955-66
- 17 Mike Hartenstine, 1975-86

Season

- 6 Dick Butkus, 1965
- 5 Ed O'Bradovich, 1962
- 4 Last: Mike Singletary, 1984

Game

- 3 Virgil Livers, at Min, 10/5/75
- John Thierry, vs. Hou, 10/22/95
- 2 Last: **Bryan Knight, vs. NO, 9/22/02**

YARDS RET. OWN FUMBLES

Lifetime

- 36 John Adams, 1959-62
- 24 Ike Hill, 1973-74
- 22 Ron Bull, 1962-70

Season

- 36 John Adams, 1961 (11/19)
- 24 Ike Hill, 1973 (11/12)
- 21 Ron Bull, 1962 (11/4)

Game

(Same as "Season")

Long

(Same as "Season")

YARDS RET. OPP.'S FUMBLES

Lifetime

- 144 Brian Urlacher, 2000-02**
- 128 Charlie Sumner, 1955; 58-60
- 110 Ed Sprinkle, 1944-55

Season

- 101 Charlie Sumner, 1958
- Brian Urlacher, 2001**
- 98 George Halas, 1923

Game

- 98 George Halas, (TD) vs. Oorang, 11/4/23
- 90 Brian Urlacher, (TD) at Atlanta, 11/7/01**
- 86 Charlie Sumner, (TD) vs. Chi Cards, 12/7/58

Long

(Same as "Game")

Records

Individual Records

TOUCHDOWNS OWN FUMBLES

Lifetime

- 2 Ken Kavanaugh, 1940-41; 45-50
Mike Ditka, 1961-66

Season

- 1 Last: Johnny Musso, 1976

Game

- 1 Last: Johnny Musso, at Det, 11/21/76

TOUCHDOWNS OPP.'S FUMBLES

Lifetime

- 2 Fred Evans, 1948
Ed Sprinkle, 1944-55

Season

- 2 Fred Evans, 1948

Game

- 2 Fred Evans, vs. Wash, 11/28/48
1 Last: Mike Brown, at Buf, 9/29/02

- SACKS -

(Since 1970)

Lifetime

- 124.5 Richard Dent, 1983-93; 95
92.5 Steve McMichael, 1981-93
82.0 Dan Hampton, 1979-90

Season

- 17.5 Richard Dent, 1984 (16 games)
17.0 Richard Dent, 1985
15.0 Jim Osborne, 1976 (14 games)

Game

- 4.5 Richard Dent, vs. Raid, 11/4/84;
at Raid, 12/27/87
4.0 Jim Osborne, vs. Min, 9/23/73
3.5 Alan Page, vs. Den, 12/20/81
Jim Althoff, vs. Min, 10/11/87

Consecutive games (at least .5 sack)

- 8 Rosevelt Colvin, 12/23/01-10/7/02
7 Alonzo Spellman, 12/1/94-9/17/95
6 Steve McMichael, 10/29-12/3/89

* NFL Record

† Tied NFL Record

- TAKEAWAYS -

(Int & Opp. Fumbles Recovered)

Lifetime

- 50 Gary Fencik, 1976-87 (38 int, 12 fum)
47 Dick Butkus, 1965-73 (22 int, 25 fum)
44 Richie Petitbon, 1959-68 (37 int, 7 fum)

Season

- 12 Roosevelt Taylor, 1963 (9 int, 3 fum)
Mark Carrier, 1990 (10 int, 2 fum)
11 Dick Butkus, 1965 (5 int, 6 fum)
10 Richie Petitbon, 1963 (8 int, 2 fum)
Ross Brupbacher, 1976 (7 int, 3 fum)

Game

- 4 Bill George, vs. Det, 12/3/61 (2 int, 2 fum)
3 Last: J. Thierry, vs. Hou, 10/22/95 (3 fum)

- NET YARDS -

(Rushes, receptions, & returns)

ATTEMPTS

Lifetime

- 4,368 Walter Payton, 1975-87
1,619 Neal Anderson, 1986-93
1,579 Rick Casares, 1955-64

Season

- 427 Walter Payton, 1984
402 Walter Payton, 1979
383 Walter Payton, 1978

Game

- 41 Walter Payton, vs. Min, 11/20/77;
at Buf, 10/7/79
40 Walter Payton, at Dal, 11/26/81
James Allen, vs. NE, 12/10/00
39 Walter Payton, vs. SD, 10/25/81

YARDS

Lifetime

- 21,803 Walter Payton, 1975-87
9,435 Gale Sayers, 1965-71
8,929 Neal Anderson, 1986-93

Season

- 2,440 Gale Sayers, 1966
2,272 Gale Sayers, 1965
2,216 Walter Payton, 1977

Game

- 339 Gale Sayers, vs. Min, 12/18/66
336 Gale Sayers, vs. SF, 12/12/65
300 Walter Payton, at NO, 12/21/75

A NOSE FOR THE BALL

LB **Bryan Knight** recovered two fumbles last season versus New Orleans, marking the first time since 1996 that one Bears player recovered two opponent fumbles in the same game. Carl Simpson was the last player to turn the trick, doing so against the Saints in New Orleans on Oct. 13, 1996.

Records

Opponent's Individual Records

— SCORING —

Points

- *40 Ernie Nevers, at Chi. Cards, 11/28/29
- 36 Dub Jones, at Clev, 11/25/51
- 24 Lenny Moore, at Balt, 10/4/58
- Jim Taylor, vs. GB, 11/4/62

Touchdowns

- †6 Ernie Nevers, at Chi. Cards, 11/28/29
- Dub Jones, at Clev, 11/25/51
- 4 Lenny Moore, at Balt, 10/4/58
- Jim Taylor, vs. GB, 11/4/62

Field goals

- 5 Curt Knight, vs. Wash, 11/14/71
- Fred Cox, vs. Min, 9/23/73
- Nick Lowery, vs. KC, 12/29/90
- Gary Anderson, at Min, 10/10/99
- Martin Gramatica, vs. TB, 12/29/02
- 4 Last: Jason Hanson, vs. Det, 9/14/97

Field goal attempts

- 7 Mike Clark, vs. Dal, 11/24/68
- 6 Curt Knight, vs. Wash, 11/14/71
- Fred Cox, vs. Min, 9/23/73

Long field goal

- 60 Morten Andersen, at NO, 10/27/91
- 57 Adam Vinatieri, vs. NE, 11/10/02
- 56 Bert Rechichar, at Balt, 9/27/53

— RUSHING —

Attempts

- 39 Jerome Bettis, at LA Rams, 1/2/94
- 35 John Stephens, at NE, 10/30/88
- 34 Eric Dickerson, at LA Rams, 11/6/83

Yards

- 216 Ricky Williams, at Mia, 12/9/02
- 206 Earl Campbell, vs. Hou, 11/16/80
- 199 Ollie Matson, vs. LA Rams, 10/11/59

Touchdowns

- †6 Ernie Nevers, at Chi. Cards, 11/28/29
- 4 Dub Jones, at Clev, 11/25/51
- Jim Taylor, vs. GB, 11/4/62
- 3 Last: Daunte Culpepper, at Min, 9/3/00

Long

- 97 Bobby Gage, vs. Pit, 12/4/49 (TD)
- 90 Johnny Johnson, at NYJ, 9/25/94
- 84 Tom Harmon, vs. LA Rams, 10/13/46 (TD)
- Barry Sanders, at Det, 10/23/94

— PASSING —

Attempts

- 62 Randall Cunningham, vs. Phil, 10/2/89
- 56 Brad Johnson, at TB, 11/18/01
- 55 Tommy Kramer, vs. Min, 9/19/85
- Tom Brady, vs. NE, 11/10/02

Completions

- 40 Brad Johnson, at TB, 11/18/01
- 36 Brett Favre, vs. GB, 12/5/93
- Jeff Garcia, at SF, 12/17/00
- Tom Brady, vs. NE, 11/10/02
- 34 Neil O'Donnell, vs. Pit, 11/5/95

Yards

- 509 Vince Ferragamo, at LA Rams, 12/26/82
- 436 Tommy Kramer, at Min, 9/19/85
- 402 Brett Favre, vs. GB, 12/5/93
- Jeff Garcia, at SF, 12/17/00

Touchdowns

- 5 Steve Spurrier, vs. SF, 11/19/72
- Tommy Kramer, at Min, 11/28/82
- Brett Favre, at GB, 11/12/95
- 4 Last: Drew Bledsoe, at Buf, 9/29/02

Interceptions

- 5 Last: Mark Rypien, at Wash, 12/9/90

Consecutive completions

- 12 Jim Hart, at StL Cards, 9/25/77

Long

- †99 Sonny Jurgensen, vs. Wash, 9/15/68 (TD)
- Brett Favre, vs. GB, 9/11/95 (TD)
- 98 Charlie Batch, vs. Det, 10/4/98 (TD)
- 97 Pat Coffee, vs. Chi. Cards, 12/5/37 (TD)
- Bernie Kosar, at Clev, 10/23/89 (TD)

Times sacked

- 11 Archie Manning, vs. Min, 10/28/84
- 10 Guido Merkins, at Phil, 10/4/87
- 9 Fran Tarkenton, vs. Min, 12/17/61

— RECEIVING —

Receptions

- *20 Terrell Owens, at SF, 12/17/00
- 14 Herman Moore, at Det, 12/4/95
- 13 Bob Anderson, at Den, 9/30/73

Yards

- 283 Terrell Owens, at SF, 12/17/00
- 225 Bernie Casey, vs. SF, 11/13/66
- 204 Randy Moss, vs. Min, 11/14/99
- Marshall Faulk, at StL, 12/26/99

Touchdowns

- 3 Last: Cris Carter, vs. Min, 11/14/99

Long

- †99 Gerry Allen, vs. Wash, 9/15/68 (TD)
- Robert Brooks, vs. GB, 9/11/95 (TD)
- 98 Johnnie Morton, vs. Det, 10/4/98 (TD)
- 97 Gaynell Tinsley, vs. Chi. Cards, 12/5/37 (TD)
- Webster Slaughter, at Clev, 10/23/89 (TD)

* NFL Record

† Tied NFL Record

Opponent's Individual Records

- INTERCEPTIONS -

Interceptions

3 Last: Kurt Schulz, vs. Det, 9/24/00

Yards

167 Dick Jauron, vs. Det, 11/18/73

121 Milt Davis, vs. Balt, 11/17/57

115 Bernie Parrish, at Clev, 12/11/60

Touchdowns

†2 Bobby Franklin, at Clev, 12/11/60

Long

102 Bob Smith, at Det, 11/24/49 (TD)

99 Rick Sanford, vs. NE, 12/5/82 (TD)

98 Darryll Lewis, vs. Hou, 10/22/95 (TD)

- PUNTING -

Punts

14 Dick Nesbitt, vs. Chi. Cards, 11/30/33

11 Last: Todd Sauerbrun, at Car, 12/22/02

Average

*61.8 Bob Cifers, vs. Det, 11/24/46

57.5 Craig Hentrich, at Ten, 10/25/98

55.8 Sammy Baugh, at Wash, 11/17/40

Long

84 Doug Russell, vs. Chi. Cards, 9/11/38

79 Tommy Davis, at SF, 11/19/61

75 Rich Camarillo, vs. NE, 9/15/85

Harold Alexander, vs. Atl, 10/3/93

- PUNT RETURNS -

Returns

7 Danny Reece, at TB, 12/2/79

Nate Jacquet, at MIN, 11/25/01

6 Last: Kevin Williams, at SF, 12/17/00

Yards

122 Hugh McElhenny, vs. SF, 10/19/52

118 Jon Arnett, at LA Rams, 11/2/58

116 Karl Williams, at TB, 12/21/97

Fair catches

7 Lem Barney, at Det, 11/21/76

5 Willie Wood, at GB, 11/15/70

Vai Sikahema, at Phil, 10/10/93

Long

95 Steve Odom, at GB, 11/10/74 (TD)

94 Hugh McElhenny, vs. SF, 10/19/52 (TD)

93 Veryl Switzer, vs. GB, 11/7/54 (TD)

- KICKOFF RETURNS -

Returns

7 Last: Deion Branch, vs. NE, 11/10/02

Yards

202 Carver Shannon, at LA Rams, 10/13/63

184 Al Carmichael, at GB, 10/2/55

182 Buster Rhymes, at Min, 9/19/85

Long

†106 Al Carmichael, at GB, 10/7/56 (TD)

102 Ron Jessie, at Det, 10/24/71 (TD)

Mel Gray, at Det, 10/23/94 (TD)

101 Bill Jefferson, at Det, 11/23/41 (TD)

LONGEST PLAYS AT SOLDIER FIELD

(Bears moved from Wrigley Field after the 1970 season and played in Champaign in 2002.)

RUN

Bears — 80 Neal Anderson, vs GB, 11/27/88

Opp. — 72 Robert Smith, Min, 10/15/00

PASS

Bears — 89 Vince Evans, vs. Min, 9/21/80

Opp. — 99 Brett Favre, GB, 9/11/95

CATCH

Bears — 89 Rickey Watts, vs. Min, 9/21/80

Opp. — 99 Robert Brooks, GB, 9/11/95

PUNT

Bears — 87 Dave Finzer, vs. NO, 10/7/84

Opp. — 75 Harold Alexander, Atl, 10/3/93

PUNT RETURN

Bears — 95 Johnny Bailey, vs KC, 12/29/90

Opp. — 77 Lee Nelson, St. L, 12/16/79

KICKOFF RETURN

Bears — 99 Willie Gault, vs Wash, 9/29/85

Opp. — 97 Del Rodgers, GB, 12/9/84

INTERCEPTION RETURN

Bears — 92 Todd Bell, vs. Det, 11/22/81

Opp. — 99 Rick Sanford, NE, 12/5/82

FIELD GOAL

Bears — 55 Kevin Butler, vs Min, 10/25/93

Opp. — 52 Fred Cox, Min, 10/27/75

Records

Team Records-Offense

- WON-LOST -

WINS

Highest winning percentage, season

†1.000	1934 (13 games)	13-0
	1942 (11 games)	11-0
.938	1985 (16 games)	15-1
.923	1926 (16 games)	12-1-3

Lowest winning percentage, season

.071	1969 (14 games)	1-13
.214	1973 (14 games)	3-11
.250	Last: 2002 (16 games)	4-12

Wins at home, season

9	1926 (11 games at Wrigley)
8	1921 (9 games at Wrigley)
	1922 (9 games at Wrigley)
	1985 (8 games at Soldier Field)
7	1933 (7 games at Wrigley)
	1986 (8 games at Soldier Field)
	1988 (8 games at Soldier Field)
	1990 (8 games at Soldier Field)
	2001 (8 games at Soldier Field)

Wins on the road, season

7	1920 (9 road games)
	1934 (7 road games)
	1985 (8 road games)
	1986 (8 road games)

CONSECUTIVE GAMES

Won

*17	11/26/33—12/2/34
16	11/9/41—12/6/42

Without losing

24	11/9/41—11/14/43 (23-0-1)
----	---------------------------

Wins at home

19	11/20/32—10/20/35
----	-------------------

Wins on the road

10	9/28/41—12/6/42
----	-----------------

Lost

8	Last: 9/22/02-11/18/02
---	------------------------

Without winning

11	11/3/29—10/5/30 (0-9-2)
----	-------------------------

Losses at home

8	11/23/69—11/8/70
---	------------------

Losses on the road

16	11/12/73—11/30/75
----	-------------------

- SCORING -

POINTS

Most, season

456	1985 (16 games)
409	1965 (14 games)
396	1941 (11 games)

Fewest, season

133	1933 (13 games)
141	1982 (9 games)
145	1931 (13 games)
216	2000 (16 games)

Most, game

61	vs. SF, 12/12/65 (win, 61-20)
	vs. GB, 12/7/80 (win, 61-7)
58	vs. Balt, 10/21/56 (win, 58-27)
57	at Balt, 11/25/62 (win, 57-0)

Most, first half

41	vs. Wash, 11/28/48 (20, 21)
31	vs. Wash, 9/29/85 (0, 31)

Most, second half

49	at Phil, 11/30/41 (21, 28)
33	vs. GB, 12/7/80 (13, 20)

Most, first quarter

21	vs. Chi. Cards, 10/11/42
	vs. Wash, 11/9/80
	vs. Clev, 9/7/86
	vs. Cin, 9/28/86

Most, second quarter

31	vs. Wash, 9/29/85
28	vs. GB, 12/7/80
	vs. TB, 9/26/93

Most, third quarter

27	vs. Chi. Cards, 9/5/37
24	at Min, 9/19/85

Most, fourth quarter

28	vs. Phil, 11/30/41
	vs. Min, 9/17/89
22	at Phil, 9/12/94

Margin of victory

57	at Balt, 11/25/62 (57-0)
54	vs. GB, 12/7/80 (61-7)
49	vs. Det, 10/19/41 (49-0)
	at NYG, 11/14/43 (56-7)

Margin of defeat

52	at Balt, 9/27/64 (52-0)
49	at GB, 9/30/62 (49-0)
47	at Hou, 11/6/77 (47-0)

* NFL Record

† Tied NFL Record

Team Records-Offense

TOUCHDOWNS

Most, season

- 56 1941 (11 games)
- 54 1965 (14 games)
- 51 1985 (16 games)
- 1948 (12 games)
- 1947 (12 games)

Fewest, season

- 16 1933 (13 games)
- 1982 (9 games)
- 22 1993 (16 games)
- 2000 (16 games)

Most, game

- 9 vs. SF, 12/12/65
- vs. GB, 12/7/80
- 8 at NY, 11/14/43
- at Wash, 10/26/47

EXTRA POINTS MADE

Most, season

- 52 1965 (14 games)
- 51 1985 (16 games)
- 1948 (12 games)
- 45 1995 (16 games)

Fewest, season

- 15 1933 (13 games)
- 1932 (14 games)
- 16 1982 (9 games)
- 20 1997 (16 games)

Most, game

- 8 at NYG, 11/14/43 (8 of 8)
- at Wash, 10/26/47 (8 of 8)
- 7 at Rams, 10/13/63 (7 of 7)
- vs. SF, 12/12/65 (7 of 9)
- vs. GB, 12/7/80 (7 of 9)

Most, season (no misses)

- 51 1985 (16 games)
- 45 1995 (16 games)
- 34 1992 (16 games)
- 2001 (16 games)

EXTRA POINTS MISSED

Most, season

- 11 1939 (11 games)
- 1941 (11 games)
- 4 1975 (14 games) 18 of 22
- 1976 (14 games) 27 of 31
- 3 1977 (14 games) 27 of 30
- 1978 (16 games) 26 of 29
- 1979 (16 games) 34 of 37
- 1983 (16 games) 35 of 38

Most, game

- 3 Last: vs. Clev, 11/9/41
- 2 Last: vs. GB, 12/7/80

FIELD GOALS MADE

Most, season

- 31 1985 (16 games)
- 28 1986 (16 games)
- 27 1993 (16 games)

Fewest, season

- †0 1944 (10 games)
- 1947 (12 games)
- 8 1969 (14 games)
- 9 1974 (14 games)
- 1982 (9 games)

Most, game

- 5 vs. Det, 12/3/61
- at Phil, 10/20/68
- 4 Last: vs. JAX, 1/6/02

FIELD GOALS ATTEMPTED

Most, season

- 41 1986 (16 games)
- 38 1985 (16 games)
- 37 1990 (16 games)

Fewest, season

- 0 1944 (10 games)
- 13 1974 (14 games)
- 18 1980 (16 games)

Most, game

- 7 vs. GB, 11/17/63
- 6 Last: at GB, 11/8/87

FIELD GOALS MISSED

Most, season

- 18 1971 (14 games) 15 of 33
- 15 1965 (14 games) 11 of 26
- 1999 (16 games) 17 of 32
- 14 1970 (14 games) 20 of 34

Fewest, season

- 4 1988 (16 games) 15 of 19
- 1989 (16 games) 15 of 19
- 1974 (16 games) 9 of 13
- 5 2001 (16 games) 26 of 31
- 1998 (16 games) 21 of 26
- 1997 (16 games) 21 of 26
- 1980 (16 games) 13 of 18
- 1978 (16 games) 17 of 22

Most, game

- 4 Last: vs. Phil, 9/14/86 (2 of 6)
- 3 Last: at Min, 10/10/99 (1 of 4)

TWO-POINT CONVERSIONS (since 1994)

Most, season

- 5 1997 (16 games)
- 2 1994 (16 games)

Most, game

- 1 Last: vs. SF, 10/28/01

Records

Team Records-Offense

SAFETIES

Most, season

- 3 1985 (16 games)
- 2 Last: 1986 (16 games)

Most, game

- 2 vs. Pit, 11/9/69
- 1 Last: at Wash., 12/23/01

— TIME OF POSS. —

TIME OF POSSESSION (since 1978)

Highest average, season

- 35:08 1984 (16 games)
- 34:33 1985 (16 games)
- 33:38 1994 (16 games)

Lowest average, season

- 27:42 2002 (16 games)
- 28:30 2000 (16 games)
- 28:36 1993 (16 games)

Highest, game

- 48:50 vs. SD, 10/25/81 (OT)
- 45:32 vs. Mia, 9/4/88
- 44:53 at Mia, 10/27/97 (OT)

Lowest, game

- 18:01 at Dal, 12/27/92
- 18:57 at Min, 10/27/02
- 19:20 at LA Rams, 1/2/94

— FIRST DOWNS —

TOTAL

Most, season

- 343 1985 (16 games)
- 340 1995 (16 games)
- 319 1987 (15 games)

Fewest, season

- 114 1937 (11 games)
- 115 1933 (13 games)
- 153 1982 (9 games)
- 226 1993 (16 games)

Most, game

- 33 vs. GB, 12/7/80
- 30 at NY Yanks, 12/9/51
- 29 vs. SF, 10/28/01
- vs. Clev, 11/4/01

Fewest, game

- 2 vs. GB, 12/10/33
- 4 vs. Det, 11/22/81
- 5 vs. NE, 10/14/79

RUSHING

Most, season

- 176 1985 (16 games)
- 166 1986 (16 games)
- 164 1984 (16 games)

Fewest, season

- 55 1970 (14 games)
- 56 1982 (9 games)
- 79 2002 (16 games)

Most, game

- 19 vs. GB, 11/6/55
- at GB, 10/30/77
- 18 vs. Det, 11/10/85
- 17 Last: vs. Mia, 9/4/88

Fewest, game

- 0 vs. Chi. Cards, 10/14/45
- at Balt, 10/5/57
- at GB, 12/11/94
- 1 at KC, 11/17/96
- at NE, 9/21/97
- at Oak, 9/26/99
- at Det, 11/25/99
- at TB, 11/18/01

PASSING

Most, season

- 203 1999 (16 games)
- 201 1995 (16 games)
- 188 1997 (16 games)

Fewest, season

- 41 1940 (11 games)
- 48 1942 (11 games)
- 54 1972 (14 games)
- 83 1982 (9 games)
- 98 1979 (16 games)

Most, game

- 21 at Dal, 11/18/62
- vs. NY Jets, 11/16/97
- 20 at StL, 12/26/99
- vs. Clev, 11/4/01
- 18 vs. Wash, 11/2/97

Fewest, game

- 0 vs. GB, 11/7/37
- at GB, 9/28/41
- 2 Last: at Min, 9/12/93

BY PENALTY

Most, season

- *42 1987 (15 games)
- 32 1963 (14 games)
- 1988 (16 games)
- 29 1991 (16 games)

Fewest, season

- 5 1939 (11 games)
- 7 2000 (16 games)
- 12 1972 (14 games)
- 1977 (14 games)

Most, game

- 9 at Clev, 11/25/51
- 7 at TB, 9/8/91
- 6 vs. Det, 11/22/87
- at GB, 10/25/92

- NET YARDS -

(Rushing and passing)

YARDS

Most, season

5,837 1985 (16 games)
 5,830 1983 (16 games)
 5,673 1995 (16 games)

Fewest, season

2,493 1982 (9 games)
 2,641 1937 (11 games)
 3,129 1973 (14 games)
 3,717 1993 (16 games)

Most, game

682 at NYG, 11/14/43
 596 vs. Chi. Cards, 12/11/49
 594 vs. GB, 12/7/80

Fewest, game

24 vs. Det, 11/22/81
 66 at Den, 12/5/71
 75 at Det, 10/28/62

- RUSHING -

ATTEMPTS

Most, season

674 1984 (16 games)
 634 1978 (16 games)
 627 1979 (16 games)

Fewest, season

275 1982 (9 games)
 353 1954 (12 games)
 1970 (14 games)
 383 2002 (16 games)

Most, game

*72 vs. Brk, 10/20/35
 63 vs. Min, 10/20/77
 62 vs. Buf, 10/7/79

Fewest, game

11 at Phil, 9/12/94
 12 at Det, 11/25/99
 at Min, 10/27/02
 13 vs. GB, 11/22/92

* NFL Record

† Tied NFL Record

YARDS

Most, season

2,974 1984 (16 games)
 2,847 1934 (13 games)
 2,761 1985 (16 games)

Fewest, season

988 1982 (9 games)
 1,344 2002 (16 games)
 1,387 1999 (16 games)

Most, game

408 vs. Brk, 10/20/35
 406 vs. GB, 11/6/55
 375 at GB, 10/30/77

Fewest, game

1 at LA Rams, 10/26/52
 27 at GB, 12/11/94

AVERAGE

Highest, season

5.19 1934 (13 games)
 4.75 1968 (14 games)
 4.52 1985 (16 games)

Lowest, season

3.08 1953 (12 games)
 3.09 1970 (14 games)
 3.26 1994 (16 games)

Highest, game

13.75 at Cin, 9/30/34
 6.94 at GB, 10/30/77 (54 for 375)
 6.34 at Cin, 9/28/86 (35 for 222)

Lowest, game

0.03 at LA Rams, 10/26/52
 1.72 vs. GB, 11/11/01 (25 for 43)
 1.86 at Dal, 12/27/92 (15 for 28)

TOUCHDOWNS

Most, season

30 1941 (11 games)
 27 1985 (16 games)
 25 1988 (16 games)

Fewest, season

3 1933 (13 games)
 1970 (14 games)
 4 1999 (16 games)
 5 1982 (9 games)

Most, game

6 vs. Det, 10/19/41
 5 vs. Mia, 9/4/88
 4 Last: at TB, 10/8/89

GROUND GAIN

Running back **Anthony Thomas** led the Bears in rushing for the second consecutive season in 2002, gaining 721 yards on 214 carries while tying for the team-lead in touchdowns with six despite missing the final four games of the season with a finger injury. Thomas has gained 1,904 yards rushing in just two seasons, moving past Beattie Feathers' four-year total of 1,846 yards for 17th place in Chicago rushing history.

Records

Team Records-Offense

FUMBLES

Most, season

- †56 1938 (11 games)
- 40 1972 (14 games)
- 1973 (14 games)
- 37 1988 (16 games)

Fewest, season

- 16 1963 (14 games)
- 1982 (9 games)
- 21 1979 (16 games)
- 1994 (16 games)
- 2001 (16 games)

Most, game

- *8 at Chi. Cards, 9/11/38
- at NYG, 12/18/77
- 7 at Balt, 12/5/65
- vs. GB, 10/21/85

FUMBLES LOST

Most, season

- 26 1973 (14 games)

Fewest, season

- 8 1978 (16 games)
- 1982 (9 games)
- 2001 (16 games)
- 9 1996 (16 games)
- 10 1956 (12 games)
- 1960 (12 games)
- 1992 (16 games)
- 1994 (16 games)

Most, game

- 5 vs. Det, 10/4/98
- vs. Dal, 9/16/73
- 4 Last: at Car, 12/22/02

OWN RECOVERED

Most, season

- *37 1938 (11 games)
- 20 1981 (16 games)
- 19 1942 (11 games)
- 1977 (14 games)

Fewest, season

- 5 1955 (12 games)
- 1963 (14 games)
- 6 1989 (16 games)
- 8 1998 (16 games)
- 1979 (16 games)

Most, game

- 7 at Chi. Cards, 9/11/38
- at NYG, 12/18/77
- 6 at GB, 11/15/81
- 5 at Min, 10/5/75

- PASSING -

ATTEMPTS

Most, season

- 684 1999 (16 games)
- 595 1997 (16 games)
- 551 1996 (16 games)

Fewest, season

- 147 1937 (11 games)
- 205 1972 (14 games)
- 262 1982 (9 games)
- 352 1978 (16 games)

Most, game

- 65 vs NY Jets, 11/16/97
- 63 at Wash, 10/31/99
- 59 at NYG, 10/23/49

Fewest, game

- 4 vs. Det, 10/15/67
- 7 vs. TB, 11/26/78
- 8 vs. Buf, 10/7/79
- vs. Det, 10/19/80

COMPLETIONS

Most, season

- 404 1999 (16 games)
- 336 1997 (16 games)
- 318 1996 (16 games)

Fewest, season

- 56 1937 (11 games)
- 78 1972 (14 games)
- 186 1978 (16 games)

Most, game

- 36 at Wash, 10/31/99
- 34 at NYG, 10/23/49
- vs. Min, 11/14/99
- 33 at Wash, 10/25/64
- vs. NY Jets, 11/16/97

Fewest, game

- 1 Last: at Phil, 12/10/72

COMPLETION PERCENTAGE

Highest, season

- 61.4 1994 (16 games) 308 of 502
- 60.2 1995 (16 games) 315 of 523
- 59.7 2001 (16 games) 315 of 528

* NFL Record

† Tied NFL Record

Team Records-Offense

Lowest, season

29.7	1934 (13 games)	57 of 192
38.0	1972 (14 games)	78 of 205
44.2	1976 (14 games)	123 of 278
44.9	1973 (14 games)	136 of 303
45.4	1981 (16 games)	222 of 469

Highest, game (10+)

83.3	vs. GB, 12/7/80 (20 of 24)
81.5	vs. NE, 12/10/00 (22 of 27) vs. NYJ, 12/15/02 (22 of 27)
77.1	vs. Min, 9/18/94 (27 of 35)

Lowest, game (10+)

11.7	vs. Den, 12/12/76 (2 of 17)
21.7	vs. KC, 12/29/90 (5 of 23)
23.3	at KC, 11/8/81 (7 of 30) vs. Det, 11/22/81 (7 of 30)

NET YARDS (Gross yards minus sack yards)

Most, season

4,136	1999 (16 games)
3,743	1995 (16 games)
3,253	1997 (16 games)
3,185	1996 (16 games)

Fewest, season

955	1934 (13 games)
1,108	1972 (14 games)
1,505	1982 (9 games)
1,933	1978 (16 games)

Most, game

488	at NYG, 11/14/43
468	vs. Chi. Cards, 12/11/49

Fewest, game

-20	vs. Det, 11/22/81
-16	at Hou, 11/6/77

TIMES SACKED

Most, season

55	1969 (14 games)
52	1983 (16 games)
49	1971 (14 games) 1973 (14 games)

Fewest, season

15	1995 (16 games)
17	2001 (16 games)
20	1963 (14 games)

Most, game

9	at Min, 11/2/69
	at Den, 12/5/71
	vs. Min, 10/25/93

YARDS LOST

Most, season

439	1969 (14 games)
395	1973 (14 games)
392	1971 (14 games)
359	1974 (14 games)
358	1983 (16 games)

Fewest, season

95	1995 (16 games)
109	1947 (12 games)
120	2001 (16 games)

Most, game

78	at Min, 11/2/69
70	at Den, 12/5/71

TOUCHDOWN PASSES

Most, season

29	1947 (12 games) 1995 (16 games)
28	1943 (11 games)
26	1949 (12 games)
25	1999 (16 games)
24	1961 (14 games)

Fewest, season

5	1950 (12 games)
6	1973 (14 games)
7	1978 (16 games) 1993 (16 games)

Most, game

†7	at NYG, 11/14/43
4	Last: vs. Det, 12/19/99

KICKOFF WEEKEND WINS

The Bears own 48 opening day victories overall, more than any NFL franchise. The Dallas Cowboys are 30-12-1 on opening day and their .709 opening day winning percentage is tops in league history. The two teams squared off on Kickoff Weekend in 1996 and the Bears beat the Cowboys 22-6 on *Monday Night Football* at Soldier Field.

Chicago won its season opener in 2002, defeating the Minnesota Vikings 27-23 with two scores in the final three minutes for the victory.

Records

Team Records-Offense

HAD INTERCEPTED

Most, season

- 35 1947 (12 games)
- 1954 (12 games)
- 28 1978 (16 games)

Fewest, season

- 10 1995 (16 games)
- 11 1941 (11 games)
- 1982 (9 games)

Most, game

- 8 at Det, 9/22/68
- 7 vs. LA Rams, 10/9/49
- at Balt, 10/2/60
- at Clev, 12/22/60

Returned for TD, season

- *6 1992 (16 games)

INTERCEPTION PERCENTAGE

Highest, season

- 14.95 1942 (11 games)
- 7.95 1978 (16 games) 28 of 352

Lowest, season

- 1.91 1995 (16 games) 10 int, 523 att.
- 2.63 1998 (16 games) 13 int, 494 att.
- 2.79 1990 (16 games) 12 int, 430 att.

— PUNTING —

PUNTS

Most, season

- †114 1981 (16 games)
- 100 1976 (14 games)
- 96 1978 (16 games)
- 1997 (16 games)
- 2000 (16 games)

Fewest, season

- 32 1941 (11 games)
- 38 1947 (12 games)
- 58 1965 (14 games)
- 1995 (16 games)

Most, game

- 17 vs. GB, 10/22/33
- 14 vs. GB, 12/10/33
- 12 vs. NO, 10/5/97

Fewest, game

- 0 vs. GB, 11/6/55
- at NYG, 11/28/65
- vs. Det, 10/1/72

GROSS AVERAGE

Highest, season

- 46.5 1963 (14 games)
- 45.5 1964 (14 games)
- 44.8 1996 (16 games)

Lowest, season

- 35.7 1945 (10 games)
- 36.2 1983 (16 games)
- 36.9 1976 (14 games)

Highest, game (4+ punts)

- 57.3 vs. LA Rams, 11/16/52
- 54.6 vs. GB, 10/21/85
- 54.0 at TB, 10/6/85
- 53.6 at Det, 11/27/97

Lowest, game (4+)

- 22.1 at Min, 10/10/76
- 25.0 at Card-Pitt, 12/3/44
- 26.4 vs. GB, 10/21/74

— PUNT RETURNS —

RETURNS

Most, season

- 64 1984 (16 games)
- 60 1950 (12 games)
- 57 1986 (16 games)

Fewest, season

- 19 1968 (14 games)
- 22 1967 (14 games)
- 23 1992 (16 games)

Most, game

- 11 vs. Chi. Cards, 10/8/50
- 8 at Det, 12/16/84
- vs. NE 9/16/85

YARDS

Most, season

- 781 1948 (12 games)
- 561 1984 (16 games)
- 518 1981 (16 games)

Fewest, season

- 81 1968 (14 games)
- 97 1966 (14 games)
- 142 1982 (9 games)
- 176 1992 (16 games)

THE PUNT CLUB

Bears punter **Brad Maynard** has landed 62 punts inside the 20 with just 10 touchbacks in two seasons in Chicago. In 2002 he had 26 punts inside the 20 against only two touchbacks and averaged 42.3 yards per punt with a net of 37.4.

In 2001, he established a Bears team record with an NFL-high 36 punts inside-the-20 compared to just eight touchbacks which ranked second behind Kyle Richardson's (Baltimore, 1999) NFL record of 39.

Team Records-Offense

Most, game

- 151 vs. Chi. Cards, 10/12/41
- 134 vs. SF, 12/12/65
- vs. NYG, 9/14/87
- 106 at TB, 9/20/98

Fewest, game

- 6 vs. Min, 12/19/65
- 5 vs. GB, 10/16/66
- vs. Dal, 11/24/68

AVERAGE**Highest, season**

- 20.2 1941 (11 games)
- 11.6 1998 (16 games)
- 11.5 1981 (16 games)
- 1999 (16 games)

Lowest, season

- 3.4 1957 (12 games)
- 3.9 1966 (14 games)
- 6.7 1989 (16 games)

TOUCHDOWNS**Most, season**

- 2 1941 (11 games)
- 1987 (15 games)

Most, game

- 1 Last: at TB, 9/20/98

FAIR CATCHES**Most, season**

- 28 1967 (14 games)

Fewest, season

- 3 1975 (14 games)

Most, game

- 6 vs. Min, 9/15/96
- vs. Min, 12/10/67
- at St. L, 10/31/66
- 5 Last: vs. GB, 12/3/00

— KICK RETURNS —**RETURNS****Most, season**

- 83 2002 (16 games)
- 79 1997 (16 games)
- 74 1975 (14 games)

Fewest, season

- 20 1942 (11 games)
- 26 1963 (14 games)
- 34 1982 (9 games)
- 43 1985 (16 games)

Most, game

- 10 at Chi. Cards, 11/27/55
- 9 at SF, 12/23/91
- at GB, 12/11/94
- 8 Last: at Wash, 10/31/99

Fewest, game

- 0 Last: at TB, 11/6/94

YARDS**Most, season**

- 1,762 2002 (16 games)
- 1,696 1997 (16 games)
- 1,644 1975 (14 games)

Fewest, season

- 424 1963 (14 games)
- 632 1982 (9 games)
- 879 1990 (16 games)

Most, game

- 304 vs. GB, 11/9/52
- 251 at Pit, 9/17/67
- 226 at Atl, 10/14/73

Fewest, game

- 0 Last: at TB, 11/6/94

AVERAGE**Highest, season**

- *29.4 1972 (14 games)
- 27.9 1966 (14 games)
- 25.3 1985 (16 games)

Lowest, season

- 16.3 1963 (14 games)
- 1990 (16 games)
- 16.4 1983 (16 games)

TOUCHDOWNS**Most, season**

- †4 1970 (14 games)
- 3 1967 (14 games)

Most, game

- †2 at GB, 9/22/40
- vs. GB, 11/9/52

* NFL Record

† Tied NFL Record

LONG-RANGE BOMBER

Kicker **Paul Edinger** made five of eight field goal attempts from 50 yards or more in 2002, tying a Bears team record with Kevin Butler who also made five of eight field goal attempts from 50 or more yards in 1993. On the season, Edinger made 22 of 28 (78.5%) attempts with an average attempt from 41.3 yards. The average distance of his converted field goals this season was 40.4 yards which ranked second in the NFL while his average attempt, 41.9 yards, led the League.

Records

Team Records-Offense

- PENALTIES -

PENALTIES

Most, season

122	1948 (12 games)
121	1981 (16 games)
117	1999 (16 games)

Fewest, season

57	1955 (12 games)
58	1982 (9 games)
63	2001 (16 games)

Most, game

†22	at Phil, 11/26/44
17	at Oak, 9/26/99
16	at Balt, 12/5/65
	at Den, 10/16/78
	at TB, 10/21/84

Fewest, game

†0	at Clev, 10/9/38
	vs. Min, 10/23/72
	at Det, 11/28/91
	at StL Rams, 9/24/95
	vs. Phil, 12/24/95
1	Last: at Wash, 12/23/01

YARDS PENALIZED

Most, season

1,194	1968 (14 games)
1,005	1981 (16 games)
984	1976 (14 games)

Fewest, season

422	1982 (9 games)
498	1955 (12 games)
503	1994 (16 games)

Most, game

170	at Phil, 11/26/44
147	vs. Wash, 10/3/67
	at Den, 10/16/78
144	vs. Rams, 10/10/77

Fewest, game

†0	at Clev, 10/9/38
	vs. Min, 10/23/72
	at Det, 11/28/91
	at StL Rams, 9/24/95
	vs. Phil, 12/24/95
5	Last: at GB, 12/11/94

* NFL Record

† Tied NFL Record

AIR MILES

Planning to follow the Bears on the road? The following is a list of the round-trip air miles between Chicago's O'Hare Airport and the rest of the NFL cities:

Arizona Cardinals (Phoenix)	2,280
Atlanta Falcons	1,212
Baltimore Ravens.....	1,242
Buffalo Bills	946
Carolina Panthers (Charlotte).....	1,198
Champaign, Ill.*	240
Cincinnati Bengals	528
Cleveland Browns	632
Dallas Cowboys	1,608
Denver Broncos	1,802
Detroit Lions	470
Green Bay Packers	322
Houston Texans	925
Indianapolis Colts	354
Jacksonville Jaguars.....	1,730
Kansas City Chiefs	806
Miami Dolphins (Ft. Lauderdale).....	2,364
Minnesota Vikings (Minneapolis)	668
New England Patriots (Boston)	1,734
New Orleans Saints	1,674
New York Giants (Newark)	1,438
New York Jets (Newark).....	1,438
Oakland Raiders.....	3,670
Philadelphia Eagles.....	1,356

Pittsburgh Steelers	824
San Diego Chargers	3,446
San Francisco 49ers	3,692
Seattle Seahawks	3,442
St. Louis Rams	516
Tampa Bay Buccaneers	2,024
Tennessee Titans (Nashville).....	818
Washington Redskins.....	1,224

This year's total.....	16,890
2002 total*	12,763
2001 total	9,314
2000 total	12,560
1999 total	13,796
1998 total	12,140
1997 total	13,016
1996 total	11,862
1995 total	8,682

Totals include pre-season; the 1997 total does not include the pre-season game in Dublin, Ireland. Dublin is 8,466 round-trip air miles from O'Hare.

**2002 total includes nine flights to Champaign for home games.*

Team Records-Defense

- SCORING -

POINTS ALLOWED

Most, season

- 421 1997 (16 games)
 379 1964 (14 games)
 1975 (14 games)
2002 (16 games)

377 1989 (16 games)

Fewest, season

- 21 1920 (13 games)
 35 1923 (12 games)
 *44 1932 (14 games) *Since 1932
 1922 (12 games)
 187 1986 (16 games)

Most, game

- 55 at Det, 11/27/97
 53 at Chi. Cards, 11/27/55
 52 at Balt, 9/27/64
 at SF, 9/19/65
 at SF, 12/23/91

Most, first half

- 34 at Balt, 10/4/58 (27, 7)
 31 at Mia, 12/2/85 (10, 21)
 at TB, 12/22/96 (7, 24)
 at Wash, 10/31/99 (14, 17)

Most, second half

- 38 at Det, 11/27/97 (17, 21)
 35 at GB, 9/30/62 (21, 14)
 32 vs. Min, 9/18/94 (18, 14)

Most, first quarter

- 27 at Balt, 10/4/58
 20 at TB, 10/25/87

Most, second quarter

- 31 at Mia, 12/2/85
 24 at SF, 9/19/65
 at TB, 12/22/96

Most, third quarter

- 24 at Dal, 12/27/92
 21 Last: at Sea, 9/23/84

Most, fourth quarter

- 28 at LA Rams, 10/26/52
 vs. GB, 11/6/55
 at SF, 12/23/91
 21 Last: at Det, 11/27/97

TOUCHDOWNS ALLOWED

Most, season

- 50 1997 (16 games)
 48 1975 (14 games)
 47 1964 (14 games)
 43 1989 (16 games)
 1992 (16 games)
 2000 (16 games)

Fewest, season

- †6 1932 (14 games)
 18 1963 (14 games)
 20 1982 (9 games)
 1986 (16 games)

Most, game

- 7 Last: at Det, 11/27/97
 6 Last: at Wash, 10/31/99

EXTRA POINTS ALLOWED

Most, season

- 47 1975 (14 games) 47 of 48
 46 1964 (14 games) 46 of 47
 45 1997 (16 games) 45 of 45

Fewest, season

- 4 1932 (14 games)
 18 1963 (14 games) 18 of 18
 1982 (9 games) 18 of 20
 19 1986 (16 games) 19 of 20
 2001 (16 games) 19 of 20

Most, game

- 7 at GB, 9/30/62
 at Balt, 9/27/64
 at SF, 9/19/65
 at SF, 12/23/91
 at Det, 11/27/97
 6 Last: at Wash, 10/31/99

OPP.'S EXTRA POINTS MISSED

Most, season

- 6 1955 (12 games)
 4 1970 (14 games) 27 of 31
 1974 (14 games) 29 of 33
 1978 (16 games) 28 of 32
 3 Last: 1990 (16 games) 28 of 31

Most, game

- 3 vs. Clev, 11/24/40
 2 Last: at TB, 10/22/79

FIELD GOALS ALLOWED

Most, season

- 37 2002 (16 games)
 30 1994 (16 games)
 26 1989 (16 games)
 1993 (16 games)
 1998 (16 games)

Fewest, season

- †0 1932 (14 games)
 1942 (11 games)
 10 1967 (14 games)
 12 1982 (9 games)
 12 1979 (16 games)

Most, game

- 5 vs. Wash, 11/14/71
 vs. Min, 9/23/73
 vs. KC, 12/29/90
 at Min, 10/10/99
 vs. TB, 12/29/02

Records

Team Records-Defense

FIELD GOAL ATTEMPTS ALLOWED

Most, season

- 44 2002 (16 games)
- 41 1971 (14 games)
- 1994 (16 games)
- 39 1973 (14 games)

Fewest, season

- 2 1942 (11 games)
- 17 1963 (14 games)
- 1982 (9 games)
- 1985 (16 games)

Most, game

- 7 vs. Dal, 11/24/68
- 6 vs. Wash, 11/14/71
- vs. Min, 9/23/73
- 5 Last: vs. TB, 12/29/02

OPP. FIELD GOALS MISSED

Most, season

- 18 1968 (14 games) 13 of 31
- 15 1971 (14 games) 24 of 39
- 14 1967 (14 games) 10 of 24
- 13 1980 (16 games) 14 of 27
- 1987 (16 games) 18 of 31

Fewest, season

- 3 1978 (16 games) 16 of 19

Most, game

- 5 vs. Dal, 11/24/68 (2 of 7)
- 4 vs. Atl, 9/26/76 (1 of 5)
- at NO, 10/7/73 (0 for 4)
- 3 Last: vs. GB, 10/7/02 (2 of 5)

OPPONENTS' SAFETIES

Most, season

- 2 Last: 1988 (16 games)

Most, game

- 1 Last: at Min, 10/27/02

— FIRST DOWNS —

TOTAL ALLOWED

Most, season

- 332 1989 (16 games)
- 328 2002 (16 games)
- 316 1995 (16 games)

Fewest, season

- 98 1942 (11 games)
- 166 1982 (9 games)
- 219 1984 (16 games)

Most, game

- 35 at Wash, 11/26/89
- 31 at Clev, 11/3/80
- 30 at LA Rams, 10/24/54
- at SF, 12/23/91

Fewest, game

- 3 at Clev, 10/9/38
- at Det, 11/23/41
- 5 at GB, 10/17/91
- 6 Last: vs. Sea, 9/9/90

RUSHING ALLOWED

Most, season

- 138 1973 (14 games)
- 128 1978 (16 games)
- 124 1977 (14 games)

Fewest, season

- *35 1942 (11 games)
- 53 1982 (9 games)
- 67 1986 (16 games)

Most, game

- 19 at Min, 10/17/65
- vs. Den, 12/12/76
- 17 vs. Rams, 12/2/73
- 15 vs. Min, 9/15/94

Fewest, game

- †0 at Clev, 10/10/37
- at Chi. Cards, 12/6/42
- at Det, 10/28/45
- at TB, 10/6/85
- vs. Buf, 10/2/88
- vs. Det, 11/20/94

PASSING ALLOWED

Most, season

- 212 1995 (16 games)
- 196 1999 (16 games)
- 191 1989 (16 games)
- 2001 (16 games)

Fewest, season

- *33 1943 (10 games)
- 90 1973 (14 games)
- 96 1963 (14 games)
- 122 1984 (16 games)

Most, game

- 23 at SF, 12/17/00
- 22 at Min, 9/19/85
- 21 at LA Rams, 12/26/82
- at Wash, 11/26/89
- at TB, 11/18/01

Fewest, game

- †0 Last: vs. Atl, 11/24/85

BY PENALTY

Most, season

- 36 1968 (14 games)
- 33 2002 (16 games)
- 30 1988 (16 games)

* NFL Record

† Tied NFL Record

Team Records-Defense

Fewest, season

- 10 1953 (12 games)
- 11 1977 (14 games)
- 1982 (9 games)
- 12 1994 (16 games)

Most, game

- 7 at Phil, 11/26/44
- 5 vs. Wash, 9/15/68
- 4 Last: vs. NYG, 9/21/92

- NET YARDS -

YARDS ALLOWED (Rushing & passing)

Most, season

- 5,729 1989 (16 games)
- 5,704 1999 (16 games)
- 5,606 2002 (16 games)

Fewest, season

- 1,703 1942 (11 games)
- 2,846 1982 (9 games)
- 3,176 1963 (14 games)
- 3,869 1984 (16 games)

Most, game

- 583 at LA Rams, 12/26/82
- 557 at LA Rams, 10/24/54
- 550 at Clev, 11/25/61

Fewest, game

- 33 vs. Phil, 10/25/42
- 54 at Pit, 10/2/39
- 86 vs. Pit, 11/9/69
- 88 vs. Rams, 11/10/63
- 92 vs. TB, 11/26/78

- RUSHING -

ATTEMPTS ALLOWED

Most, season

- 564 1978 (16 games)
- 563 1973 (14 games)
- 547 1975 (14 games)

Fewest, season

- 260 1982 (9 games)
- 294 1942 (11 games)
- 358 1964 (14 games)
- 359 1985 (16 games)

Most, game

- 59 vs. Den, 12/12/76
- 55 at Dal, 10/24/76
- 54 at NE, 10/30/88

Fewest, game

- 10 vs. Mia, 9/4/88
- vs. Buf, 10/2/88
- vs. Atl, 9/27/92
- 11 vs. GB, 11/27/88
- 12 vs. Det, 11/22/87

YARDS ALLOWED

Most, season

- 2,509 1973 (14 games)
- 2,174 1978 (16 games)
- 2,157 1977 (14 games)

Fewest, season

- *519 1942 (11 games)
- 897 1982 (9 games)
- 1,313 2001 (16 games)

Most, game

- 393 at Det, 11/26/36
- 356 vs. Den, 12/12/76
- 304 at Min, 10/17/65

Fewest, game

- 36 vs. Phil, 11/19/39
- 17 at Chi. Cards, 12/6/42
- 0 vs. Buf, 10/2/88
- 11 at Min, 10/28/96

AVERAGE ALLOWED

Highest, season

- 5.28 1955 (12 games)
- 4.45 1994 (16 games)
- 4.44 1973 (14 games)

Lowest, season

- 1.77 1942 (11 games)
- 3.17 1970 (14 games)
- 3.32 1974 (14 games)
- 3.41 1988 (16 games)

STATE OF THE BEARS

31 of the 50 states are represented on the Chicago Bears roster. Florida leads the way with 10 players followed by Texas (9), California (7), Louisiana (6), Georgia (5) and Illinois (5). The Land of Lincoln's representatives include: **Steve Edwards (Mt. Carmel; Chicago)**, **Ahmad Merritt (St. Rita; Chicago)**, **Joe Odom (Civic Memorial; Bethalto)**, **Jerry Schumacher (Mt. Carmel; Chicago)** and **Tim Vincent (Galena)**.

Records

Team Records-Defense

Highest, game

- 9.11 at NYJ, 9/25/94
- 8.30 at Min, 10/10/99
- 8.03 at Clev, 11/25/51

Lowest, game

- 0.89 at Chi. Cards, 12/6/42
- 0.00 vs. Buf, 10/2/88
- 0.80 at Min, 10/28/96

TOUCHDOWNS ALLOWED

Most, season

- 25 1975 (14 games)
- 21 1989 (16 games)
- 20 1964 (14 games)

Fewest, season

- 3 1932 (14 games)
- 1942 (11 games)
- 4 1982 (9 games)
- 1986 (16 games)
- 5 1987 (15 games)
- 1988 (16 games)

Most, game

- 6 at Chi. Cards, 11/28/29
- 5 at GB, 9/30/62
- vs. GB, 11/4/62
- 4 Last: at Det, 11/27/97

OPPONENTS' FUMBLES

Most, season

- 44 1952 (12 games)
- 38 1990 (16 games)
- 37 1972 (14 games)
- 1976 (14 games)
- 1983 (16 games)
- 1987 (15 games)

Fewest, season

- 13 1960 (12 games)
- 17 1988 (16 games)
- 20 1968 (14 games)
- 1982 (9 games)
- 2000 (16 games)

Most, game

- 7 at LA Rams, 11/15/64
- at LA Rams, 9/16/66
- vs. GB, 12/18/83
- at GB, 9/16/90
- 5 Last: at TB, 11/18/01

OPPONENTS' FUMBLES LOST

Most, season

- 26 1952 (12 games)
- 24 1962 (14 games)
- 1965 (14 games)
- 23 1976 (14 games)
- 1971 (14 games)
- 22 1966 (14 games)
- 1981 (16 games)

Fewest, season

- 6 1943 (10 games)
- 1945 (10 games)
- 7 1982 (9 games)
- 9 1988 (16 games)
- 2000 (16 games)

Most, game

- 5 at Den, 9/30/73
- at KC, 11/8/81
- at Oak, 9/26/99
- 4 Last: at Det, 12/22/85

— PASSING —

ATTEMPTS ALLOWED

Most, season

- 602 2001 (16 games)
- 595 1995 (16 games)
- 583 1999 (16 games)

Fewest, season

- 187 1933 (13 games)
- 294 1982 (9 games)
- 296 1969 (14 games)
- 435 1984 (16 games)

Most, game

- 62 vs. Phil, 10/2/89
- 57 at Det, 10/9/88
- at TB, 11/18/01
- 55 at Min, 9/19/85
- vs. NE 11/20/02

Fewest, game

- 3 vs. NYG, 11/17/35
- at Det, 11/28/35
- 9 vs. Atl, 9/17/72
- 10 vs. GB, 11/12/72

COMPLETIONS ALLOWED

Most, season

- 374 1995 (16 games)
- 355 2001 (16 games)
- 354 1999 (16 games)

Fewest, season

- 59 1935 (12 games)
- 150 1969 (14 games)
- 164 1982 (9 games)
- 197 1984 (16 games)

* NFL Record

† Tied NFL Record

Team Records-Defense

Most, game

- 41 at TB, 11/18/01
- 36 vs. GB, 12/5/93
at SF, 12/17/00
vs. NE, 11/20/02
- 34 vs. Pit, 11/5/95

Fewest, game

- †0 vs. Chi. Cards, 10/15/33
at Bos, 11/5/33
at GB, 9/25/49
- 3 at GB, 11/4/73
vs. GB, 12/16/73
vs. Atl, 11/24/85

OPPONENTS' COMPLETION PCT.**Highest, season**

- 64.0 1998 (16 games)
- 62.9 1995 (16 games)
- 62.6 2000 (16 games)

Lowest, season

- 30.4 1935 (12 games)
- 42.6 1967 (14 games)
- 44.4 1981 (16 games)

Highest, game (10+ attempts)

- 86.7 at Balt, 9/27/64
- 85.0 at Atl, 10/14/73
- 81.8 at SF, 12/17/00

Lowest, game (10+)

- 0.0 at GB, 9/25/49
- 17.6 at Det, 11/5/67
vs. Atl, 11/24/85
- 20.0 at GB, 11/4/73

NET YARDS ALLOWED**Most, season**

- 4,240 1995 (16 games)
- 4,041 2002 (16 games)
- 3,832 1989 (16 games)

Fewest, season

- 691 1933 (13 games)
- 1,674 1973 (14 games)
- 1,765 1963 (14 games)
- 2,492 1984 (16 games)

Most, game

- 506 at LA Rams, 12/26/82
- 411 at Min, 9/19/85
- 395 at TB, 11/18/01

Fewest, game

- 22 vs. Atl, 11/24/85
- 12 at GB, 11/4/73
- 7 vs. TB, 11/26/78

SACKS (since 1972)**Most, season**

- 72 1984 (16 games)
- 70 1987 (15 games)
- 64 1985 (16 games)

Fewest, season

- 23 1972 (14 games)
- 24 1974 (14 games)
- 28 1998 (16 games)
- 1994 (16 games)

Most, game

- 12 at Det, 12/16/84
- 11 at Phil, 10/4/87
vs. Min, 10/28/84
- 9 Last: at LA Raid, 12/27/87

YARDS LOST**Most, season**

- 583 1984 (16 games)
- 503 1986 (16 games)
- 484 1987 (15 games)

Fewest, season

- 154 1953 (12 games)
- 163 1972 (14 games)
- 173 1974 (14 games)
- 175 1994 (16 games)

Most, game

- 114 vs. Min, 12/17/61
- 107 vs. Det, 11/20/60
- 101 vs. Min, 10/28/84

TD PASSES ALLOWED**Most, season**

- 27 1961 (14 games)
- 1964 (14 games)
- 1995 (16 games)
- 1998 (16 games)
- 25 1968 (14 games)
- 1997 (16 games)
- 2000 (16 games)

Fewest, season

- 2 1934 (13 games)
- 3 1932 (14 games)
- 1936 (12 games)
- 7 1977 (14 games)
- 10 1982 (9 games)
- 12 2001 (16 games)

Most, game

- 5 vs. SF, 11/19/72
at Pit, 9/28/80
at Min, 11/28/82
at GB, 11/12/95
- 4 Last: at Buf, 9/29/02

Records

Team Records-Defense

- TURNOVERS -

TAKEAWAYS

Most, season

- 58 1947 (12 games)
- 54 1985 (16 games)
- 51 1963 (14 games)

Fewest, season

- 19 1982 (9 games)
- 20 2000 (16 games)
- 22 1994 (16 games)

Most, game

- †12 at Det, 11/22/42 (7 int, 5 fum)
- 9 vs. StL Cards, 11/19/67 (7 int, 2 fum)
- 8 at Rams, 10/13/63 (6 int, 2 fum)
- vs. Phil, 10/27/63 (4 int, 4 fum)
- at GB, 9/24/67 (5 int, 3 fum)
- vs. TB, 9/2/84 (6 int, 2 fum)

TOUCHDOWNS ON FUMBLES

Most, season

- 5 1942 (11 games)
- 2 Last: 2001

Most, game

- 2 vs. Wash, 11/28/48
- 1 Last: at Buf, 9/29/02

- INTERCEPTIONS -

INTERCEPTIONS

Most, season

- 37 1935 (12 games)
- 36 1963 (14 games)
- 34 1985 (16 games)

Fewest, season

- 9 2002 (16 games)
- 10 1960 (12 games)
- 1964 (14 games)
- 11 2000 (16 games)

Most, game

- 7 at GB, 9/22/40
- at Det, 11/22/42
- at Chi. Cards, 12/5/54
- vs. StL, 11/19/67
- 6 at Rams, 10/13/63
- vs. TB, 9/2/84

YARDS RETURNED

Most, season

- 585 1941 (11 games)
- 537 1963 (14 games)
- 512 1985 (16 games)

Fewest, season

- 60 1997 (16 games)
- 69 1987 (15 games)
- 99 1982 (9 games)

Most, game

- 149 vs. LA Rams, 10/11/64
- 120 vs. GB, 12/5/93

TOUCHDOWNS

Most, season

- 4 Last: 2000 (16 games)
- 3 Last: 2001 (16 games)

Most, game

- 2 Last: vs. GB, 12/5/93

- PUNTING -

PUNTS ALLOWED

Most, season

- 100 1984 (16 games)
- 1986 (16 games)
- 99 1983 (16 games)
- 98 1981 (16 games)

Fewest, season

- 42 1945 (10 games)
- 49 1982 (9 games)
- 62 1964 (14 games)
- 1972 (14 games)
- 1995 (16 games)

Most, game

- 16 vs. Chi. Cards, 11/30/33
- 15 vs. NY Giants, 11/17/35
- 11 at Clev, 10/15/72
- vs. NE, 9/16/85
- at Car, 12/22/02

Fewest, game

- †0 at Det, 12/2/56
- at GB, 9/24/67
- at Mia, 9/23/79
- vs. GB, 12/17/89

GROSS AVERAGE ALLOWED

Highest, season

- 46.6 1964 (14 games)
- 43.5 1997 (16 games)
- 43.3 1963 (14 games)

Lowest, season

- 35.4 1978 (16 games)
- 36.3 1976 (14 games)
- 37.1 1995 (16 games)

Team Records-Defense

Highest, game (4+ punts)

- 61.8 vs. Det, 11/24/46
- 55.3 at Dal, 9/28/97
- 54.5 at SF, 11/19/61

Lowest, game (4+)

- 23.6 vs. Atl, 11/19/78
- 25.5 at Pit, 11/30/58
- 26.0 vs. Den, 12/12/76

- PUNT RETURNS -**RETURNS ALLOWED****Most, season**

- 66 1981 (16 games)
- 58 1974 (14 games)
- 54 1979 (14 games)

Fewest, season

- 20 1941 (11 games)
- 22 1965 (14 games)
- 1993 (16 games)
- 24 1972 (14 games)
- 1986 (14 games)

Most, game

- 9 at Chi. Cards, 11/29/59
- 8 vs. Wash, 10/11/81
- at Atl, 10/13/74
- 7 Last: at Min, 11/25/01

YARDS ALLOWED**Most, season**

- 727 1997 (16 games)
- 633 1974 (14 games)
- 594 1981 (16 games)

Fewest, season

- 106 1969 (14 games)
- 110 1972 (14 games)
- 115 1993 (16 games)

Most, game

- 147 vs. GB, 11/8/59
- 117 at Atl, 10/13/74
- 116 at TB, 12/21/97

AVERAGE RETURN ALLOWED**Highest, season**

- 17.0 1941 (11 games)
- 14.0 1997 (16 games)
- 13.0 1987 (15 games)

Lowest, season

- 3.8 1969 (14 games)
- 4.1 1967 (14 games)
- 5.2 1993 (16 games)

TOUCHDOWNS ALLOWED**Most, season**

- 2 1933 (13 games)
- 1941 (11 games)
- 1947 (12 games)
- 1952 (12 games)
- 1954 (12 games)
- 1996 (16 games)
- 1997 (16 games)

Most, game

- 1 Last: vs. TB, 11/29/98

FAIR CATCHES FORCED**Most, season**

- 38 1993 (16 games)
- 33 2000 (16 games)
- 26 1972 (14 games)
- 1973 (14 games)

Fewest, season

- 5 1989 (16 games)
- 6 1990 (16 games)
- 7 1980 (16 games)
- 1982 (9 games)
- 1987 (15 games)

Most, game

- 7 vs. Det, 11/21/76
- 6 at GB, 12/16/73

- KICKOFF RETURNS -**RETURNS ALLOWED****Most, season**

- 78 1985 (16 games)
- 73 1990 (16 games)
- 72 1965 (14 games)
- 1995 (16 games)

Fewest, season

- 30 1982 (9 games)
- 32 1971 (14 games)
- 44 1981 (16 games)

Most, game

- 10 vs. Det, 9/24/89
- 9 at Bos, 11/21/48
- vs. Balt, 10/21/56
- vs. GB, 12/7/80
- vs. TB, 9/25/93
- 8 Last: at TB, 10/21/84

Fewest, game

- 0† Last: vs. NO, 9/19/82

* NFL Record

† Tied NFL Record

Records

Team Records-Defense

YARDS ALLOWED

Most, season

1,827 1985 (16 games)
1,583 1965 (14 games)
1,570 1995 (16 games)

Fewest, season

435 1940 (11 games)
537 1982 (9 games)
700 1945 (10 games)
1974 (14 games)
918 1993 (16 games)

Most, game

275 at Det, 9/24/89
254 at LA Rams, 10/13/63
234 vs. GB, 12/7/80

Fewest, game

†0 Last: vs. Min, 9/18/94

AVERAGE ALLOWED

Highest, season

27.8 1960 (12 games)
25.6 1971 (14 games)
24.7 1973 (14 games)

Lowest, season

16.0 1946 (11 games)
16.6 1999 (16 games)
17.3 1993 (16 games)

TOUCHDOWNS ALLOWED

Most, season

1 Last: 1996

Most, game

1 Last: vs. GB, 10/6/96

OPPONENTS' PENALTIES

Most, season

129 1980 (16 games)
120 1987 (15 games)
119 1981 (16 games)

Fewest, season

34 1942 (11 games)
43 1941 (11 games)
52 1982 (9 games)
66 1969 (14 games)
78 2000 (16 games)

Most, game

21 at Clev, 11/25/51
16 at GB, 11/8/87
15 at Det, 9/22/68
at TB, 10/21/84

Fewest, game

†0 Last: vs. Den, 12/18/93
1 Last: vs. TB, 11/19/00

OPPONENTS' YARDS PENALIZED

Most, season

1,109 1980 (16 games)
1,103 1987 (15 games)
947 1981 (16 games)

Fewest, season

110 1937 (11 games)
451 1982 (9 games)
611 1965 (14 games)
645 1994 (16 games)

Most, game

209 at Clev, 11/25/51
149 vs. NO, 10/8/00
147 at Det, 9/22/68

Fewest, game

†0 Last: vs. Den, 12/18/93
1 Last: vs. Rams, 12/18/94

* NFL Record

† Tied NFL Record

BEARS LONGEST WINNING/LOSING STREAKS VERSUS ONE TEAM

BEARS LONGEST WINNING STREAKS

Gms	Team	Years
13	Pittsburgh Steelers	1934-49
12	Tampa Bay Buccaneers	1983-88
11	Detroit Lions	1946-51
	Philadelphia Eagles	1935-47

BEARS LONGEST LOSING STREAKS

Gms	Team	Years
10	Green Bay Packers	1994-98
8	Minnesota Vikings	1972-76
7	Baltimore Colts	1966-83
	Green Bay Packers	1928-30

Individual Postseason Records

- SERVICE -

Games

- 13 Mark Bortz, 1983-94
 12 Kevin Butler, 1985-94
 Dennis Gentry, 1982-91
 Dan Hampton, 1979-90
 Jay Hilgenberg, 1981-91
 Steve McMichael, 1981-93
 Ron Rivera, 1984-92
 Mike Singletary, 1981-92
 Keith Van Horne, 1981-93
 11 Jim Covert, 1983-90

Starts

- 12 Mark Bortz, 1983-94
 Jay Hilgenberg, 1981-91
 Mike Singletary, 1981-92
 Keith Van Horne, 1981-93
 11 Jim Covert, 1983-90
 Dan Hampton, 1979-90
 Steve McMichael, 1981-93
 10 Richard Dent, 1983-93, '95
 Tom Thayer, 1985-92

- SCORING -

Points, career

- 74 Kevin Butler, 1985-94
 33 Jack Manders, 1933-41
 24 Dennis McKinnon, 1983-85, 87-89
 Harry Clark, 1940-43
 Norm Standlee, 1941

Points, game

- 15 Jack Manders, vs. Wash., 12/12/37
 14 Kevin Butler, vs. NE, 1/26/86
 12 Jim McMahon, vs. NYG, 1/5/86
 Dennis McKinnon, vs. NE, 1/26/86
 Walter Payton, at Phil., 12/23/79

Touchdowns, career

- 4 Dennis McKinnon, 1983-85, 87-89
 Norm Standlee, 1941
 Harry Clark, 1940-43
 3 Willie Gault, 1983-87
 Jim McMahon, 1982-88
 Ken Kavanaugh, 1940-48
 Dante Magnani, 1943, '46, '49

Touchdowns, game

- 2 Jim McMahon, vs. NE, 1/26/86
 Dennis McKinnon, vs. NYG, 1/5/86
 Walter Payton, at Phil., 12/23/79
 Bill Wade, vs. NYG, 12/29/63

- Dante Magnani, vs. Wash., 12/26/43
 Harry Clark, at Wash., 12/8/40; vs.
 Wash., 12/26/43
 Norm Standlee, vs. GB, 12/14/41; vs.
 NYG, 12/21/41
 Jack Manders, vs. Wash., 12/12/37
 Bill Karr, vs. NYG, 12/17/33

Field Goals, career

- 16 Kevin Butler, 1985-94
 5 Jack Manders, 1933-41
 Bob Snyder, 1939-43
 2 Bob Thomas, 1975-84

Field Goals, game

- 3 Kevin Butler, vs. NO, 1/6/91
 Kevin Butler, vs. NE, 1/26/86
 Bob Snyder, vs. NYG, 12/21/41
 Jack Manders, vs. NYG, 12/17/33
 2 Kevin Butler, vs. Phil., 12/31/88
 Kevin Butler, vs. Wash., 1/3/87
 Kevin Butler, vs. Dal., 12/29/91
 Bob Snyder, vs. GB, 12/14/41
 Jack Manders, at NYG, 12/9/34

Field Goals, long

- 46 Kevin Butler, vs. Phil., 12/31/88
 43 Kevin Butler, vs. Dal., 12/29/91
 41 Kevin Butler, vs. Wash., 1/3/87

- RUSHING -

Attempts, career

- 180 Walter Payton, 1975-87
 81 Neal Anderson, 1986-93
 57 Bronko Nagurski, 1930-37, '43

Attempts, game

- 27 Neal Anderson, vs. NO, 1/6/91
 Walter Payton, vs. NYG, 1/5/86
 24 Walter Payton, at Wash., 12/30/84
 Bronko Nagurski, at NYG, 12/9/34
 22 Walter Payton, vs. NE, 1/26/86
 Walter Payton, at SF, 1/6/85

Yards, career

- 632 Walter Payton, 1975-87
 279 Neal Anderson, 1986-93
 235 George McAfee, 1940-47

Yards, game

- 119 George McAfee, vs. GB, 12/14/41
 109 Bill Osmanski, at Wash., 12/8/40
 104 Walter Payton, at Wash., 12/30/84

Records

Individual Postseason Records

Touchdowns, career

- 4 Norm Standlee, 1941
- 3 Jim McMahon, 1982-88
- 2 Walter Payton, 1975-87
- Sid Luckman, 1931-50
- Bronko Nagurski, 1930-37, '43
- Harry Clark, 1940-43
- Bill Wade, 1961-67

Touchdowns, game

- 2 Jim McMahon, vs. NE, 1/26/86
- Walter Payton, at Phil., 12/23/79
- Bill Wade, vs. NYG, 12/29/63
- Norm Standlee, vs. GB, 12/14/41
- Norm Standee, vs. NYG, 12/21/41
- Harry Clark, at Wash., 12/8/40

Long

- 68 Bill Osmanski, at Wash., 12/8/40
- 58 Thomas Sanders, vs. Phil., 12/31/88
- 44 Harry Clark, at Wash., 12/8/40

- PASSING -

Attempts, career

- 127 Jim McMahon, 1982-88
- 93 Mike Tomczak, 1985-90
- 85 Sid Luckman, 1939-50

Attempts, game

- 44 Jim Harbaugh, vs. Dal., 12/29/91
- 36 Mike Tomczak, at NYG, 1/13/91
- 31 Doug Flutie, vs. Wash., 1/3/87

Completions, career

- 70 Jim McMahon, 1982-88
- 45 Mike Tomczak, 1985-90
- Sid Luckman, 1939-50
- 22 Steve Fuller, 1984-87
- Jim Harbaugh, 1987-93

Completions, game

- 22 Jim Harbaugh, vs. Dal., 12/29/91
- 19 Erik Kramer, at SF, 1/7/95
- 17 Mike Tomczak, at NYG, 1/13/91

Yards, career

- 967 Jim McMahon, 1982-88
- 721 Sid Luckman, 1939-50
- 598 Mike Tomczak, 1985-90

Yards, game

- 286 Sid Luckman, vs. Wash., 12/26/43
- 256 Jim McMahon, vs. NE, 1/26/86
- 218 Jim Harbaugh, vs. Dal., 12/29/81

Touchdowns, career

- 9 Sid Luckman, 1939-50
- 4 Jim McMahon, 1982-88
- 2 Mike Tomczak, 1985-90
- Steve Fuller, 1984-87
- Bernie Masterson, 1934-40
- Bronko Nagurski, 1930-37, '43

Touchdowns, game

- 5 Sid Luckman, vs. Wash., 12/26/43
- 2 Steve Walsh, at Minn., 1/1/95
- Jim McMahon, vs. NYG, 1/5/86
- Steve Fuller, at Wash., 12/30/84
- Sid Luckman, at Wash., 12/13/42
- Bernie Masterson, vs. Wash., 12/12/37
- Bronko Nagurski, vs. NYG, 12/17/33

Interceptions, career

- 5 Mike Tomczak, 1985-90
- 4 Jim McMahon, 1982-88
- Bob Avellini, 1975-84
- Sid Luckman, 1939-50
- 3 Johnny Lujack, 1948-51

Interceptions, game

- 4 Bob Avellini, at Dal., 12/26/77
- 3 Mike Tomczak, vs. Phil., 12/31/88
- Jim McMahon, vs. Wash., 1/10/88
- Johnny Lujack, at LA Rams, 12/17/50
- 2 Shane Matthews, vs. Phil., 1/19/02
- Steve Walsh, at SF, 1/7/95
- Jim Harbaugh, vs. Dal., 12/29/91
- Mike Tomczak, at NYG, 1/13/91
- Doug Flutie, vs. Wash., 1/3/87
- Mike Phipps, at Phil., 12/23/79
- Sid Luckman, at NYG, 12/15/46
- Sid Luckman, at Wash., 12/13/42
- Bernie Masterson, vs. Wash., 12/12/37

Long

- 75 Steve Fuller, at Wash., 12/30/84
- 67 George Corbett, vs. NYG, 12/17/33
- 66 Sid Luckman, vs. Wash., 12/26/43

Individual Postseason Records

- RECEIVING-

Receptions, career

- 22 Walter Payton, 1975-87
- 20 Dennis McKinnon, 1983-85, 87-88
- 18 Willie Gault, 1983-87

Receptions, game

- 9 Tom Waddle, vs. Dal., 12/29/91
- 7 Wendell Davis, vs. Dal., 12/29/91
- Walter Payton, vs. LA Rams, 1/12/86
- 6 Jim Dooley, at NYG, 12/30/56
- Harlon Hill, at NYG, 12/30/56
- George Gulyanics, at LA Rams, 12/17/50

Yards, career

- 454 Willie Gault, 1983-87
- 345 Dennis McKinnon, 1983-85, 87-88
- 179 Wendell Davis, 1988-93

Yards, game

- 129 Willie Gault, vs. NE, 1/26/86
- 122 Dante Magnani, vs. Wash., 12/26/43
- 108 Jeff Graham, at Minn., 1/1/95
- Dennis McKinnon, vs. Phil., 12/31/88

Touchdowns, career

- 4 Dennis McKinnon, 1983-89
- 3 Willie Gault, 1983-88
- 2 Ken Kavanaugh, 1940-48
- Dante Magnani, 1942-45
- Harry Clark, 1940-43

Touchdowns, game

- 2 Dennis McKinnon, vs. NYG, 1/5/86
- Harry Clark, vs. Wash., 12/26/43
- Dante Magnani, vs. Wash., 12/26/43

Long

- 75 Willie Gault, at Wash., 12/30/84
- 67 Carl Brunbaugh, vs. NYG, 12/17/33
- 66 Dante Magnani, vs. Wash., 12/26/43

- PUNTING-

Punts, career

- 29 Maury Buford, 1985-86, 89-91
- 22 Sid Luckman, 1939-50
- 14 Keith Molesworth, 1931-38

Punts, game

- 10 Maury Buford, vs. LA Rams, 1/12/86
- Keith Molesworth, vs. NYG, 12/17/33
- 7 Brian Wagner, vs. SF, 1/8/89
- Dave Finzer, at SF, 1/5/85
- Bobby Joe Green, vs. NYG, 12/29/63
- Ed Brown, at NYG, 12/30/56
- Fred Morrison, at LA Rams, 12/17/50
- Sid Luckman, at NYG, 12/15/46
- 6 Last: Maury Buford, vs. NYG, 1/5/86

Yards, career

- 1,112 Maury Buford, 1985-91
- 900 Sid Luckman, 1939-50
- 494 Dave Finzer, 1984

Yards, game

- 398 Keith Molesworth, vs. NYG, 12/17/33
- 363 Maury Buford, vs. LA Rams, 1/12/86
- 308 Fred Morrison, at LA Rams, 12/17/50

Long

- 62 Sam Francis, vs. Wash., 12/12/37
- 61 George McAfee, vs. GB, 12/21/41
- 58 Keith Molesworth, vs. NYG, 12/17/33
- Since 1960:
- 55 Maury Buford, vs. LA Rams, 1/12/86
- Dave Finzer, at SF, 1/5/85

- PUNT RETURNS-

Returns, career

- 11 Keith Ortego, 1985-87
- 9 George McAfee, 1940-41, 45-50
- 7 Keith Molesworth, 1931-38

Returns, game

- 6 George McAfee, at LA Rams, 12/17/50
- 5 Keith Ortego, vs. NYG, 1/5/86
- Lew Barnes, vs. Wash., 1/3/87
- 4 Keith Ortego, vs. LA Rams, 1/12/86
- Keith Molesworth, at NYG, 12/9/34

Yards, career

- 108 George McAfee, 1940-41, 45-50
- 100 Keith Molesworth, 1931-38
- 94 Hugh Gallarneau, 1941-46
- Since 1960:
- 63 Keith Ortego, 1985-87

Records

Individual Postseason Records

Yards, game

- 81 Hugh Gallarneau, vs. GB, 12/14/41
- 79 George McAfee, at LA Rams,
12/17/50
- 67 Keith Molesworth, at NYG, 12/9/34
Since 1960:
- 27 Lew Barnes, vs. Wash., 1/3/87

Touchdowns, career

- 1 Shaun Gayle (5 yards), vs. NYG,
1/5/86
- Hugh Gallarneau (81 yards), vs. GB,
12/14/41

Long

- 81 Hugh Gallarneau, vs. GB, 12/14/41
- 28 Keith Molesworth, at NYG, 12/9/34
- 24 Sid Luckman, vs. Wash., 12/26/43
Since 1960:
- 23 Lew Barnes, vs. Wash., 1/3/87

– KICKOFF RETURNS –

Returns, career

- 17 Dennis Gentry, 1982-92
- 10 Willie Gault, 1983-87
- 7 Len Walterscheid, 1977-82
Don Bingham, 1956

Returns, game

- 7 Don Bingham, at NYG, 12/30/56
- 6 Autry Denson, vs. Phil., 1/19/02
- 5 Nate Lewis, at SF, 1/7/95

Yards, career

- 435 Dennis Gentry, 1982-92
- 191 Willie Gault, 1983-87
- 164 Len Walterscheid, 1977-82

Yards, game

- 127 Dennis Gentry, vs. Wash., 1/3/87
- 125 Nate Lewis, at SF, 1/7/95
- 120 Autry Denson, vs. Phil., 1/19/02

Touchdowns, career

None

Long

- 60 Dennis Gentry, vs. Wash., 1/3/87
- 49 Dennis Gentry, vs. Wash., 1/10/88
- 44 Johnny Bailey, at NYG, 1/13/91

– INTERCEPTIONS –

Interceptions, career

- 4 George McAfee, 1940-41, 45-50
Clyde Turner, 1940-51
- 3 Mike Richardson, 1983-88
Sid Luckman, 1939-50

Interceptions, game

- 2 Gary Fencik, at SF, 1/5/85
- George McAfee, at NYG, 12/15/46
- Dante Magnini, at NYG, 12/15/46
- Sid Luckman, vs. Wash., 12/26/43
- George Wilson, vs. GB, 12/14/41
- Joe Maniaci, at Wash., 12/8/40

Yards, career

- 68 George McAfee, 1940-41, 45-50
- 61 Larry Morris, 1958-67
- 55 Clyde Turner, 1940-51

Yards, game

- 61 Larry Morris, vs. NYG, 12/29/63
- 51 Vestee Jackson, vs. Phil., 12/31/88
- 49 Dante Magnani, at NYG, 12/15/46

Touchdowns, career

- 1 **Jerry Azumah (39 yards), vs. Phil., 1/19/02**
- Reggie Phillips (38 yards), vs. NE, 1/26/86
- Dante Magnani (19 yards), at NYG, 12/15/46
- Hampton Pool (15 yards), at Wash., 12/8/40
- George McAfee (34 yards), at Wash., 12/8/40
- Clyde Turner (24 yards), at Wash., 12/8/40

Long

- 51 Vestee Jackson, vs. Phil., 12/31/88
- 47 Maurice Douglass vs. Phil., 12/31/88
- Jim Morrissey, vs. NE, 1/26/86
- 39 **Jerry Azumah, vs. Phil., 1/19/02**

– SACKS –

Sacks, career

- 10.5 Richard Dent, 1983-93, '95
- 8.0 Dan Hampton, 1979-90
- 5.5 Steve McMichael, 1981-93

Sacks, game

- 3.5 Richard Dent, vs. NYG, 1/5/86
- 3.0 Richard Dent, at Wash., 12/30/84
- 2.0 Trace Armstrong, at Min., 1/1/95
- Otis Wilson, vs. NE, 1/2/6/86
- Dan Hampton, at Wash., 12/30/84
- Dan Hampton, at Phil., 12/23/79



Career Coaching Records

	Years	Overall W-L-T (Pct.)	Regular W-L-T	Post-season W-L
1. George Halas	1920-29;33-42; 46-55; 58-67	324-151-31 (.682)	318-148-31	6-3
2. Mike Ditka	1982-92	112-68-0 (.622)	106-62-0	6-6
3. Dave Wannstedt	1993-98	41-57-0 (.418)	40-56-0	1-1
4. Neill Armstrong	1978-81	30-35-0 (.462)	30-34-0	0-1
5. Dick Jauron	1999-2002	28-37 (.431)	28-36	0-1
6. Ralph Jones	1930-32	24-10-7 (.706)	24-10-7	None
7. Heartley (Hunk) Anderson/ Luke Johnsos (co-coaches)	1942-45	24-12-2 (.667)	23-11-2	1-1
8. Jack Pardee	1975-77	20-23-0 (.465)	20-22-0	0-1
9. Jim Dooley	1968-71	20-36-0 (.357)	20-36-0	None
10. John "Paddy" Driscoll	1956-57	14-10-1 (.583)	14-9-1	0-1
11. Abe Gibron	1972-74	11-30-1 (.274)	11-30-1	None
TOTALS	1920-2002	648-469-42 (.577)	634-454-42	14-15



Career Scoring

	Years	Ru	Rec	Ret	PAT	FG	Pts
1. Kevin Butler (k)	1985-95	0	0	0	387/397	243/333	1,116
2. Walter Payton (hb)	1975-87	110	15	0	0	0	750
3. Bob Thomas (k)	1975-84	0	0	0	245/268	128/205	629
4. George Blanda (k-qb)	1949-58	5	0	0	247/250	88/201	541
5. Mac Percival (k)	1967-73	0	0	0	159/162	99/182	456
6. Neal Anderson (rb)	1986-93	51	20	0	0	0	426
7. Roger Leclerc (k)	1960-66	0	0	0	152/158	75/146	377
8. Jack Manders (fb-lb-hb-db-k)	1933-40	11	6	2	133*	40/*	367
9. Rick Casares (fb)	1955-64	49	10	0	0	0	354
10. Gale Sayers (rb)	1965-71	39	9	8	0	0	336
11. Ken Kavanaugh (e)	1940-41; 45-50	0	50	2	1/1	0	313
12. Paul Edinger (k)	2000-02	0	0	0	84/84	69/86	291
13. Johnny Lujack (qb-k)	1948-51	21	0	0	130/136	4/9	268
14. Jeff Jaeger (k)	1996-99	0	0	0	77/78	63/83	266
15. Harlon Hill (e)	1954-61	0	40	0	0	0	240
16. George McAfee (hb-db)	1940-41; 45-50	22	11	6	0	0	234
17. Ray (Scooter) McLean (hb-db)	1940-47	6	21	3	45/54	0/1	225
18. Willie Galimore (rb)	1957-63	26	10	1	0	0	222
Johnny Morris (rb-wr)	1958-67	5	31	1	0	0	222
20. Mike Ditka (te)	1961-66	0	34	2	0	0	216

* figures not available



Career Interceptions

	Years	Int	Yards	Avg	TD
1. Gary Fencik (s)	1976-87	38	483	12.7	1
2. Richie Petitbon (s)	1959-68	37	643	17.4	3
3. Donnell Woolford (cb)	1989-96	32	212	6.6	1
4. Bennie McRae (cb)	1962-70	27	485	18.0	4
5. Dave Whitsell (cb)	1961-66	26	397	15.3	2
6. George McAfee (db)	1940-41; 45-50	25	350	14.0	1
7. JC Caroline (db)	1956-65	24	405	16.9	2
Doug Buffone (lb)	1966-79	24	211	8.8	0
9. Roosevelt Taylor (s)	1961-69	23	414	18.0	3
10. Dick Butkus (lb)	1965-73	22	166	7.5	0
Allan Ellis (cb)	1973-77; 79-80	22	185	8.4	1

Records

Miscellaneous



Career Rushing

	Years	Att	Yards	Avg	TD
1. Walter Payton	1975-87	3,838	16,726	4.4	110
2. Neal Anderson	1986-93	1,515	6,166	4.1	51
3. Rick Casares (fb)	1955-64	1,386	5,675	4.1	49
4. Gale Sayers	1965-71	991	4,956	5.0	39
5. Roland Harper	1975-78; 80-82	757	3,044	4.0	15
6. Willie Galimore	1957-63	670	2,985	4.5	26
7. Matt Suhey (fb)	1980-89	829	2,946	3.6	20
8. Ronnie Bull (hb/fb)	1962-70	787	2,871	3.7	9
9. Bronko Nagurski (fb)	1930-37; 43	633	2,778	4.4	18
10. Bobby Douglass (qb)	1969-75	373	2,470	6.6	20
11. Ray Nolting	1936-43	508	2,285	4.5	16
12. Raymont Harris	1994-97	592	2,245	3.8	15
13. George Gulyanics	1947-52	609	2,081	4.1	19
14. Brad Muster (fb)	1988-92	455	2,014	4.4	20
15. James Allen	1998-2001	515	1,978	3.8	4
16. Gary Famiglietti	1938-45	505	1,927	3.8	20
17. Anthony Thomas	2001-02	492	1,904	3.7	13
18. Beattie Feathers	1934-37	320	1,846	5.8	14
19. Bill Osmanski (fb)	1939-43; 46-47	368	1,753	4.8	20
20. George McAfee	1940-41; 45-50	341	1,685	4.9	22
21. Rashaan Salaam	1995-97	470	1,682	3.6	13
22. Jack Manders (fb/hb)	1933-40	451	1,586	3.4	11
23. Curtis Enis	1998-2000	456	1,497	3.3	4
24. Hugh Gallarneau	1941-42; 45-47	343	1,421	4.1	26



Career Passing

(400+ Attempts)	Years	Att	Cmp	Cmp%	Yards	Y/Att	TD	TD%	Int	Int%	Rate
1. Erik Kramer	1994-98	1,557	913	58.6	10,582	6.80	63	4.0	45	2.9	80.7
2. Jim McMahon	1982-88	1,513	874	57.8	11,203	7.37	67	4.4	56	3.7	80.4
3. Jim Miller	1999-02	965	565	58.5	5,867	6.08	34	3.5	26	2.7	76.7
4. Shane Matthews	1993-96; 99-01	599	366	61.1	3,461	5.78	19	3.2	18	3.0	75.1
5. Sid Luckman	1939-50	1,744	904	51.8	14,686	8.42	137	7.9	132	7.6	75.0
6. Jim Harbaugh	1987-93	1,759	1,023	58.1	11,567	6.58	50	2.8	56	3.2	74.2
7. Bill Wade	1961-66	1,407	767	54.5	9,958	7.08	68	4.8	66	4.7	73.4
8. Rudy Bukich	1958-59; 62-68	878	474	54.0	6,254	7.12	46	5.2	45	5.1	72.8
9. Cade McNown	1999-2000	515	281	54.6	3,111	6.04	16	3.1	19	3.7	67.7
10. Johnny Lujack	1948-51	808	404	50.0	6,295	7.79	41	5.1	54	6.7	65.3
11. Mike Tomczak	1985-90	915	454	49.6	6,247	6.83	33	3.6	47	5.1	62.5
Ed Brown	1954-61	1,246	607	48.7	9,698	7.78	63	5.1	88	7.1	62.5
13. Bernie Masterson	1934-40	409	156	38.1	3,366	8.23	34	8.3	38	9.3	57.2
14. Mike Phipps	1977-81	482	253	52.5	2,806	5.82	15	3.1	27	5.6	57.1
15. Jack Concannon	1967-71	951	486	51.1	5,222	5.49	31	3.3	52	5.5	55.6



Career Sacks

	Years	Sacks
1. Richard Dent	1983-93; 95	124.5
2. Steve McMichael	1981-93	92.5
3. Dan Hampton	1979-90	82.0
4. Jim Osborne	1972-84	81.5
5. Mike Hartenstine	1975-86	55.5



Career FGs

	Years	FG	FGA	Pct.
1. Kevin Butler	1985-95	243	333	72.9
2. Bob Thomas	1975-84	128	205	62.4
3. Mac Percival	1967-73	99	182	54.4
4. George Blanda	1949-58	88	201	43.8
5. Roger Leclerc	1960-66	75	146	51.4



Career Receiving

– YARDS –

	Years	Yards	Catches	Avg	TD
1. Johnny Morris (wr)	1958-67	5,059	356	14.2	31
2. Harlon Hill (wr)	1954-61	4,616	226	20.4	40
3. Walter Payton (rb)	1975-87	4,538	492	9.2	15
4. Mike Ditka (te)	1961-66	4,503	316	14.3	34
5. Curtis Conway (wr)	1993-99	4,498	329	13.7	31
6. Willie Gault (wr)	1983-87	3,650	184	19.8	27
7. Ken Kavanaugh (e)	1940-41; 45-50	3,626	162	22.4	50
8. Dick Gordon (wr)	1965-71	3,550	238	14.9	35
9. James Scott (wr)	1976-80; 82	3,202	177	18.1	20
10. Jim Dooley (wr)	1952-54; 56-57; 59-62	3,172	211	15.0	16
11. Jim Keane (e)	1946-51	3,031	206	14.7	23
12. Wendell Davis (wr)	1988-93	3,000	207	14.5	14
13. Marty Booker (wr)	1999-2002	2,969	262	11.3	20
14. Bobby Engram (wr)	1996-2000	2,831	246	11.5	17
15. Bill McColl (e)	1952-59	2,815	201	14.0	25
16. Neal Anderson (rb)	1986-93	2,763	302	9.1	20
17. Dennis McKinnon (wr)	1983-85; 87-89	2,753	182	15.1	21
18. Emery Moorehead (te)	1981-88	2,730	200	13.7	14
19. Marcus Robinson (wr)	1998-02	2,695	187	14.4	20
20. Jeff Graham (wr)	1994-95	2,245	150	14.9	8
21. Ray (Scooter) McLean (rb)	1940-47	2,232	103	21.7	21
22. Tom Waddle (wr)	1989-94	2,109	173	12.2	9
Matt Suhey (rb)	1980-89	2,109	259	8.1	5
24. Dennis Gentry (wr)	1982-92	2,076	171	12.1	7
25. Brian Baschnagel (wr)	1976-84	2,024	134	15.1	9

– CATCHES –

	Years	Catches	Yards	Avg	TD
1. Walter Payton (rb)	1975-87	492	4,538	9.2	15
2. Johnny Morris (wr)	1958-67	356	5,059	14.2	31
3. Curtis Conway (wr)	1993-99	329	4,498	13.7	31
4. Mike Ditka (te)	1961-66	316	4,503	14.3	34
5. Neal Anderson (rb)	1986-93	302	2,763	9.1	20
6. Marty Booker (wr)	1999-2002	262	2,969	11.3	20
7. Matt Suhey (fb)	1980-89	259	2,109	8.1	5
8. Bobby Engram (wr)	1996-2000	246	2,831	11.5	17
9. Dick Gordon (wr)	1965-71	238	3,550	14.9	35
10. Harlon Hill (e)	1954-61	226	4,616	20.4	40
11. Jim Dooley (wr)	1952-54; 56-57; 59-62	211	3,172	15.0	16
12. Wendell Davis (wr)	1988-93	207	3,000	14.5	14
13. Jim Keane (e)	1946-51	206	3,031	14.7	23
14. Bill McColl (e)	1952-59	201	2,815	14.0	25
15. Emery Moorehead (te)	1981-88	200	2,730	13.7	14
16. Marcus Robinson (wr)	1998-02	187	2,695	14.4	20
17. Willie Gault (wr)	1983-87	184	3,650	19.8	27
18. Dennis McKinnon (wr)	1983-85; 87-89	182	2,753	15.1	21
Rick Casares (fb)	1955-64	182	1,538	8.5	10
20. James Scott (wr)	1976-80; 82	177	3,202	18.1	20
21. Tom Waddle (wr)	1989-94	173	2,109	12.2	9
22. Ryan Wetnight (te)	1993-99	172	1,522	8.9	9
23. Dennis Gentry (wr)	1982-92	171	2,076	12.1	7
24. Brad Muster (fb)	1988-92	169	1,623	9.6	7
25. Ronnie Bull (hb-fb)	1962-70	163	1,404	8.6	4

Records

Miscellaneous



Career Kickoff Returns

(25+ Returns)	Years	Returns	Yards	Avg	TD
1. Glyn Milburn	1998-2001	192	4,596	23.9	2
2. Dennis Gentry	1982-92	192	4,353	22.7	3
3. Gale Sayers	1965-71	91	2,781	30.6	6
4. Cecil Turner	1968-73	108	2,616	24.2	4
5. Ron Smith	1965; 70-72	85	2,263	26.6	1
6. Brian Baschnagel	1976-84	89	2,104	23.6	0
7. Nate Lewis	1994-95	77	1,778	23.1	0
8. Charlie Bivins	1960-66	62	1,531	24.7	0
9. Dick Gordon	1965-71	58	1,362	23.5	0
10. Johnny Morris	1958-67	54	1,267	23.5	0
11. Ahmad Merritt	2001-02	45	1,029	22.9	0
12. Willie Galimore	1957-63	43	1,100	25.6	1
13. Tyrone Hughes	1997	43	1,008	23.4	0
14. Ron Drzewiecki	1955; 57	38	906	23.8	0
15. Willie Gault	1983-87	37	885	23.9	1



Career Punt Returns

(25+ Returns)	Years	Returns	Yards	Avg	TD
1. George McAfee	1940-41; 45-50	112	1,431	12.8	2
2. Dennis McKinnon	1983-85; 87-89	127	1,171	9.2	3
3. Jeff Fisher	1981-84	123	1,137	9.2	1
4. Glyn Milburn	1998-2001	94	970	10.3	1
5. Johnny Morris	1958-67	104	893	8.6	1
6. Steve Schubert	1975-79	103	866	8.4	3
7. Virgil Livers	1975-79	86	738	8.6	0
8. Johnny Bailey	1990-91	72	680	9.4	1
9. JR Boone	1948-51	56	635	11.3	0
10. Ray (Scooter) McLean	1940-47	42	622	14.8	3
11. Leon Johnson	2001-02	56	543	9.7	0
12. Lew Barnes	1986	59	482	8.5	0
13. Lenny Walterscheid	1977-82	57	424	7.4	0
14. Gale Sayers	1965-71	28	391	14.0	2
15. Jeff Graham	1994-95	38	323	8.5	1



Career Punting

(75+ Punts)	Years	Punts	Yards	Gross Avg
1. George Gulyanics	1947-52	113	5,032	44.5
2. Brad Maynard	2001-02	174	7,388	42.5
2. Todd Sauerbrun	1995-99	328	13,849	42.2
3. Bobby Joe Green	1962-73	833	35,057	42.1
4. Fred (Curley) Morrison	1950-53	243	10,170	41.9
5. Bryan Wagner	1987-88	115	4,743	41.2
6. Maury Buford	1985-86; 89-91	354	14,491	40.9
7. Ed Brown	1954-61	343	13,912	40.6
8. Dave Finzer	1984	83	3,328	40.1
9. Edmund (Zeke) Bratkowski	1954; 57-60; 72	76	3,023	39.8

Bears History



History

Bears Historical Highlights

- 1920s -

9/17/20—George Halas, representing the Decatur Staleys, meets with representatives of 11 other clubs at Ralph Hay's Hupmobile showroom in Canton, Ohio, forming the American Professional Football Association — which later became the NFL. Membership is set at \$100.

1920—The Staleys shutout 10 of their 13 foes, losing only to the Chicago Cardinals (7-6 at Normal Park), and post a 10-1-2 record. Each player is paid \$1,900 for the season.

1921—Decatur Staleys become Chicago Staleys, play in Wrigley Field, and win the APFA title with 9-1-1 record. A. E. Staley gives Halas the club with \$5,000 to keep the Staleys name for the year. Halas makes Dutch Sternaman his partner.

1/28/22—Franchise renamed Chicago Bears.

11/27/22—First Chicago player deal: Bears buy tackle Ed Healey's contract from the Rock Island Independents for \$100—twice the going rate for a franchise that season.

11/22/25—Harold "Red" Grange signs with Bears and pro football leaves its cradle. His agent C.C. (Cash & Carry) Pyle negotiates a \$100,000 deal with the Bears.

11/26/25—Halas takes the Bears and Grange on a coast-to-coast tour that sees the club play 16 games from Nov. 26 through Jan. 31 interrupted only by a two-week rest. The Bears post a 11-4-1 record on the trip.

11/26/25—Grange's first game—36,000 see Bears and Cardinals go 0-0 in Wrigley Field with Grange held to 36 yards.

1/16/26—Grange gets two TDs as the Bears impress 75,000 in the LA Coliseum beating the LA Tigers 17-7.

3/1/26—Bears open offices at 111 W. Washington.

- 1930s -

1930—After a 4-9-2 1929 season, George Halas replaces himself as head coach with Ralph Jones. Jones posts a 24-10-7 record during his three seasons.

12/15/30—Bears and Cardinals play football's first indoor game on an 80-yard field in Chicago Stadium. The exhibition aids unemployment; Bears win 9-7 before 10,000 fans.

11/15/31—New Yorkers (including Gov. Alfred E. Smith and Mayor Jimmy Walker) in field boxes at \$100 a seat watch Bears top Giants at Polo Grounds 12-6.

12/18/32—Bronko Nagurski hits Red Grange with a two-yard TD pass and the Bears top the Portsmouth Spartans 9-0 for the NFL championship. The game was played before 11,198, indoors at Chicago Stadium on an 80-yard field.

1932—Franchise loses \$18,000 prompting Dutch Sternaman to unload his half of the Bears to George Halas.

1933—George Halas returns as head coach and takes club out of town for training camp for the first time. University of Notre Dame is the host.

11/5/33—Boston Redskins beat Bears, 10-0, ending Chicago's 16-game unbeaten string.

12/17/33—Bears use rookie Jack Manders' accurate kicking for 11 points and defeat the Giants 23-21 in the NFL's first championship game.

1934—Halas University, the Bears alumni association begins. Annually, Bear veterans return during season for Homecoming Weekend.

1934—Bears hold training camp at Lane Tech High in Chicago.

8/31/34—A classic is born as 79,432 watch the NFL champion Bears held to a scoreless tie by the first College All-Star team in a game sponsored by *Chicago Tribune* Charities at Soldier Field.

12/2/34—Rookie Beattie Feathers becomes first pro to rush for 1,000 yards in a season (1,004), leading the NFL.

12/9/34—Undefeated Bears slip before Giants in NFL title tilt at Polo Grounds 30-13 before 35,059. With Chicago leading 10-3 at the half, NY dons basketball sneakers and scores 27 points.

1935—Training camp is conducted at St. John's Military Academy in Delafield, Wisconsin.

1936—Bears make Joe Stydahar, a tackle from West Virginia, their first draft pick ever.

12/12/37—Bears win Western Division title but lose NFL Championship 28-21 to Redskins at Wrigley Field. Sammy Baugh hits 18 of 33 for 335 yards and three TDs. Jack Manders scores 15 of the Bears points. A Chicago player's share is \$127.78.

- 1940s -

12/8/40—Ten Bears tally TDs as Chicago rips Washington 73-0 for the NFL title before 36,034 in D.C. The rout signals the beginning of pro football's modern era with the formal unveiling of the T-formation. Each player receives \$873.

Bears Historical Highlights

1941—*Bear Down Chicago Bears*, the Bears new fight song, is published.

12/14/41—Bears and Packers agree their playoff game should be played to a "sudden death" finish in event of tie. NFL adopts plan 1/24/42.

1942—George Halas departs in October for the US Navy. The Bears win their final six games, finish the season 11-0, and advance to the title game but lose to Washington, 14-6.

1943—Hunk Anderson and Luke Johnsos co-coach the wartime Bears for the next three seasons, compiling a 15-11-2 record.

11/14/43—Sid Luckman becomes the first pro to pass for 400+ yards in a game, scorching the Giants for 433 yards and seven TDs.

12/26/43—The Bears blast Washington 41-21 in Wrigley Field for the NFL title before 34,320 fans. Sid Luckman throws five TD passes (2 each to Harry Clark and Dante Magnani). Bronko Nagurski scores his last Bear TD, a 3-yard run.

12/15/46—With George Halas around for the full season, the Bears whip the Giants 24-14 before a record NFL title crowd of 58,346 in the Polo Grounds. After opening with a 21-yard TD pass to Ken Kavanaugh, Sid Luckman gets the winning score on a 19-yard bootleg.

1948—Bears make the first trade for a draft choice, then select QB Bobby Layne.

12/11/49—Johnny Lujack sets NFL passing record with 468 yards against the Cardinals.

— 1950s —

12/17/50—Bears and Rams tie for Western Division title with 9-3 marks but Rams trip Bears in LA 24-14 to break the tie.

1956—Halas retires for a third time. Paddy Driscoll gets the position.

12/30/56—Giants, with their sneakers again, trounce Chicago 47-7 before 56,836 in Yankee Stadium for NFL title.

11/2/58—Bears and Rams establish NFL attendance record drawing 90,833 paid (100,470 actual) in the LA Coliseum. Rams win 41-35.

— 1960s —

10/22/61—Bears destroy the scorching 49er shotgun formation 31-0 with Bill George playing middle guard and the defensive line stunting.

12/29/63—Bears intercept five YA Tittle passes and capture NFL title from Giants 14-10 in Wrigley Field before 45,801 and closed circuit TV. QB Bill Wade gets both TDs on two- and one-yard runs. Each Bear earns \$5,899.

1964—Flanker Johnny Morris catches NFL record 93 passes.

1965—Bears set standard for draft by selecting LB Dick Butkus and RB Gale Sayers in first round.

1965—Rookie Sayers bursts into pro football with a NFL-record 22 TDs.

12/12/65—Gale Sayers scores six TDs against 49ers.

1966—Gale Sayers sets NFL combined yards record with 2,440.

5/27/68—The all-time winningest coach in football history, George Halas, retires from coaching after 40 seasons with 324 wins, 151 defeats, 31 ties.

— 1970s —

3/19/70—George Halas elected president of the National Football Conference as NFL-AFL merge.

6/16/70—Bear running back Brian Piccolo dies of cancer. Club establishes Piccolo Fund, raising almost \$2 million for cancer research.

12/13/70—Bears say goodbye to Wrigley Field by trouncing Green Bay 35-17. They will make Soldier Field their home in 1971.

9/19/71—The Bears open at Soldier Field by defeating the Pittsburgh Steelers, 17-15.

9/12/74—Jim Finks joins Bears as Vice President and General Manager after serving as Vikings' GM and NFL Management Council Advisor.

12/17/74—After three seasons and a record of 11-30-1, Abe Gibrion departs as head coach.

12/31/74—Former NFL star linebacker Jack Pardee is named Bear head coach—the first non-Bear to hold the job.

7/12/75—Bears open training camp at Lake Forest College after 31 seasons in Rensselaer, Indiana.

11/20/77—En route to leading the NFL in rushing with a Bear record 1,852 yards on the season, Walter Payton dashes through the Vikings for a NFL record 275 yards. Bears win 10-7 at Soldier Field.

12/18/77—A 28-yard FG by Bob Thomas :09 left in overtime gives Bears a 12-9 win over the Giants, a 9-5 record, a six-game win streak, and their first playoff spot in 14 years.

12/26/77—Bears finish season with 37-7 playoff loss at Dallas, but set 28 team records and play before a home record 401,513 fans in seven Soldier Field dates.

1/19/78—With a three-year record of 20-22, Jack Pardee resigns to seek Redskins coaching job.

History

Bears Historical Highlights

- 2/16/78**—Neill Armstrong, Minnesota Vikings defensive coordinator, becomes head coach.
- 9/3/79**—Bears occupy \$1.6 million new headquarters named Halas Hall on Lake Forest College campus.
- 12/16/79**—Massive heart attack claims George (Mugs) Halas at 54. Bears rout St. Louis 42-6 and Dallas tips Washington 35-34. The combination sends 10-6 Bears to the playoffs.
- 12/23/79**—After leading 17-10, Bears drop the Wild Card game at Philadelphia, 27-17.

— 1980s —

- 10/6/80**—Payton gains 133 rushing and 14 receiving to raise lifetime combined yardage to 9,492—breaking Sayers' club record. Bears beat Tampa 23-0 at Soldier Field.
- 11/27/80**—David Williams takes Thanksgiving Day overtime kickoff at Detroit 95 yards for TD in fastest OT in NFL history (21 seconds).
- 12/7/80**—Bears whip Packers 61-7 at Soldier Field, equaling club record for points and setting records for first downs (33) and completion percentage (83.3%, 20 of 24). Vince Evans throws for 316 yards—most by a Bear in 10 years.
- 1/4/82**—After four seasons and a 30-35 record, Neill Armstrong departs as head coach.
- 1/20/82**—Mike Ditka, assistant offensive coach of the Dallas Cowboys, becomes head coach.
- 8/24/83**—Jim Finks resigns as General Manager after nine seasons. George Halas names Jerry Vainisi as the club's General Manager.
- 10/31/83**—Bears' founder and owner, George Halas, dies at the age of 88.
- 11/11/83**—Michael B. McCaskey becomes the third president in franchise history.
- 2/19/84**—Rudy Custer, business manager for 38 years, announces his retirement.
- 10/7/84**—Walter Payton breaks Jim Brown's rushing record with a third quarter six-yard run against New Orleans at Soldier Field. He finishes the day with 32 carries for 154 yards.
- 11/25/84**—Bears defeat Vikings 34-3 at Minneapolis to clinch first Central Division crown.
- 12/30/84**—Visiting Bears beat Redskins 23-19 for first playoff win since 1963, advancing to team's first NFC Championship before losing 23-0 to eventual champion 49ers.
- 1985**—Bears win first 12 games of season en route to posting 15-1 regular season mark, tying the most regular season wins by a team in NFL history. Chicago claims second straight NFC Central title as club-record nine players are selected to Pro Bowl.

- 1/5/86**—Bears host first playoff game since 1963 and shutout New York Giants, 21-0.
- 1/12/86**—Bears blank Los Angeles Rams, 24-0, in NFC Championship game at Soldier Field and advance to Super Bowl XX.
- 1/26/86**—Chicago sets seven Super Bowl records in first appearance including most points (46) and largest margin of victory (36) in 46-10 rout of the New England Patriots. The game was witnessed by record-setting number of viewers via television worldwide. The next day the team was greeted by an estimated 500,000 people in a ticker-tape parade in downtown Chicago.
- 1986**—Bears capture third straight NFC Central title with 14-2 mark; defense allows NFL record-low 187 points. Bears lose divisional playoff game to Redskins, 27-13.
- 12/20/87**—Walter Payton plays final regular season game at Soldier Field (rushes for 79 yards and 2 TDs). "Walter Payton Day" is celebrated prior to game as club president Michael McCaskey retires jersey number 34.
- 1987**—Bears win fourth consecutive division title with 11-4 mark in strike-interrupted season. Team posts four straight winning seasons, a feat last accomplished by Bears between 1946-51. Redskins come back from 14-0 deficit to beat Bears 21-17 in playoffs.
- 1988**—Bears post 12-4 record (tied for best in NFL) and advance to NFC Championship game before losing to eventual Super Bowl Champion San Francisco. Bears finish five-year period (1984-88) with 62 wins—most by any NFL team ever in such a span.
- 12/3/89**—Kevin Butler connects on his 24th straight field goal to set an NFL record for consecutive field goals made.
- 12/24/89**—Richard Dent sacks Joe Montana and becomes the Bears' all-time sack leader with 82, surpassing Jim Osborne.

— 1990s —

- 6/6/90**—Andy McKenna and Patrick G. Ryan, two Chicago businessmen, purchase approximately 20% (total) of the Bears from the McCaskeys.
- 1990**—Bears regain NFC Central Title with 11-5 mark, and beat the the Saints 16-6 in First Round playoff game before falling to eventual Super Bowl Champion NY Giants, 31-3, in Dan Hampton's final game.
- 12/8/91**—Mike Ditka wins his 100th regular season game as the Bears' head coach with a 27-13 victory over the Green Bay Packers at Soldier Field.

Bears Historical Highlights

- 1991—Chicago finishes 11-5 and earns a Wild Card berth in the playoffs. The Bears are upset in the First Round by the Dallas Cowboys, 17-13, at Soldier Field.
- 10/4/92—Kevin Butler becomes the Bears all-time leading scorer with a 50-yard FG. He surpasses Walter Payton's 750 points.
- 12/13/92—In Mike Singletary's final home game, the Bears upset AFC Central champion Pittsburgh Steelers, 30-6.
- 1/19/93—Dave Wannstedt is hired as the 11th head coach in club history.
- 10/3/93—The Bears play their 1,000th game in franchise history, shutting out the Atlanta Falcons in Soldier Field, 6-0.
- 1993—Bears conclude Wannstedt's rookie season with 7-9 record.
- 10/31/94—Dick Butkus' and Gale Sayers' jersey numbers (51 and 40) retired at halftime before a Monday night national audience.
- 12/24/94—Kevin Butler becomes the first Bear to surpass the 1,000 point mark with his first quarter FG vs. New England.
- 1/1/95—9-7 Bears earn a Wild Card berth and upset the Vikings with a 35-18 playoff win at Minnesota.
- 5/12/95—Michael McCaskey announces plans for a new \$20 million state-of-the-art Bears' headquarters at the ground-breaking ceremony in Lake Forest.
- 1995—Bears win final two games to finish 9-7 but are eliminated on final day as Falcons upset 49ers to earn final post-season spot.
- 3/3/97—Bears move into Halas Hall at Conway Park, the team's state-of-the-art, 38-acre headquarters. All team operations are under one roof in Lake Forest, four miles west of the original Halas Hall.

- 11/23/97—The Bears defeat the Tampa Bay Buccaneers 13-7 for the 600th win in team history. Chicago becomes the first NFL franchise to reach the 600-win plateau.
- 12/28/98 — Dave Wannstedt's coaching tenure ends after six seasons and a 41-57 record.
- 1/24/99—Dick Jauron is hired as the 12th head coach in club history.
- 2/4/99—Ted Phillips is named the fourth President and CEO in team history.
- 11/1/99—Hall of Fame running back Walter Payton dies at the age of 45. The Bears name the Halas Hall indoor facility in his honor the following off-season.

- 2000s -

- 6/12/01—Jerry Angelo named first Bears general manager since the 1986 season.
- 2001—Bears win NFC Central title in the final year of the division's existence. The Bears, Packers, Lions and Vikings will move into the NFC North with the addition of the League's 32nd team, the Houston Texans. The Bears finished the 2001 season with a 13-3 mark and reached the playoffs for the first time since 1994, losing to Philadelphia 31-19 in the final game at Soldier Field.
- 2002—The Bears opened a new training camp home for the first time in 18 years, moving from Platteville, Wis., to the campus of Olivet Nazarene University in Bourbonnais, Ill., just 60 miles south of Chicago. The Bears also played each of their 10 home games at Memorial Stadium on the campus of the University of Illinois in Champaign while the new stadium at Soldier Field was being constructed.

BEARS IN THE RANKINGS

	Overall	OFFENSE			Overall	DEFENSE		
		Rush	Pass			Rush	Pass	
1981	26 (289.6)	11 (135.7)	27 (153.9)	19 (337.1)	20 (134.1)	14 (203.0)		
1982	26 (277.0)	18 (109.8)	23 (167.2)	16 (316.8)	5 (100.2)	21 (216.6)		
1983	4 (356.8)	1 (170.4)	17 (216.3)	8 (320.8)	11t (125.0)	12 (195.8)		
1984	7 (339.8)	1 (185.9)	26 (153.9)	1 (241.4)	1 (86.1)	2 (155.4)		
1985	7 (364.8)	1 (172.6)	20 (192.3)	1 (258.4)	1 (82.4)	3 (176.0)		
1986	7 (341.2)	1 (168.8)	20 (172.4)	1 (258.1)	2 (91.4)	2 (166.7)		
1987	12 (336.3)	13 (130.3)	12 (206.0)	2 (281.0)	1 (94.2)	7 (186.8)		
1988	11 (332.3)	3 (144.9)	20 (187.4)	2 (272.5)	1 (82.9)	9 (189.6)		
1989	10 (335.9)	2 (142.9)	19 (193.0)	25 (358.1)	15 (118.6)	24 (239.5)		
1990	13 (311.3)	2 (152.3)	28 (159.0)	6 (280.8)	7 (98.3)	10 (182.5)		
1991	11 (316.8)	9 (121.8)	13 (195.0)	4 (281.7)	10 (98.8)	8 (182.9)		
1992	8 (308.8)	10 (116.9)	14 (191.9)	17 (309.5)	21 (121.8)	15 (187.8)		
1993	28 (232.3)	19 (104.8)	28 (127.5)	4 (290.8)	17 (114.7)	3 (176.1)		
1994	23 (292.3)	15 (99.3)	21 (193.2)	13 (313.1)	13 (120.1)	5 (192.9)		
1995	9 (354.6)	9 (120.6)	12 (233.9)	19 (340.1)	5 (90.1)	27 (250.1)		
1996	21 (306.6)	16 (107.5)	19 (199.1)	12 (305.3)	11 (101.1)	14 (204.2)		
1997	17 (311.7)	16 (109.1)	16 (202.6)	12 (305.5)	19 (116.1)	11 (189.4)		
1998	21 (297.9)	17 (107.1)	23 (190.8)	14 (318.9)	19 (117.2)	15 (201.8)		
1999	8 (345.2)	26 (86.7)	3 (258.5)	29 (356.5)	23 (117.6)	29 (238.9)		
2000	23 (283.8)	21 (108.5)	23 (175.3)	16 (327.1)	19 (114.2)	17 (212.9)		
2001	26 (293.4)	17 (108.9)	24 (184.5)	15 (311.2)	2 (82.1)	29 (229.1)		
2002	29 (274.7)	32 (84.0)	24 (190.7)	25 (350.4)	26 (129.8)	24 (220.6)		

History

Historical Bios



GEORGE S. HALAS

February 2, 1895 – October 31, 1983



Leading the Chicago Bears for more than a half-century, George S. Halas, the team's founder and head coach for 40 years, was one of the most enduring personalities in sports history. Halas was active with the Bears starting in 1920 when he founded the team.

Halas was born and raised on Chicago's west side and prepped at Crane Tech High School before attending the University of Illinois. In Champaign, he earned a B.S. degree while lettering in football, basketball and baseball. After graduation in

1918, Halas joined the Navy for the first of two tours of duty. He was named Player of the Game in the 1919 Rose Bowl, playing end on the Great Lakes team that beat the Marines 17-0. A commander when he left active duty in 1946, Halas retired as a captain in the Naval Reserve. He was also awarded the Distinguished Citizens Award—the highest honor the Navy can bestow on a civilian.

After leaving the Navy, Halas played right field for the New York Yankees, but a hip injury shortened his baseball career. Halas went to work for a Decatur (IL) corn products firm owned by an enthusiastic sports fan, Mr. A.E. Staley, who sponsored a semi-pro baseball team, and later commissioned Halas to organize an independent football team.

PRO CAREER: As a player, Halas set an NFL record (which stood 49 years until 1972) when he took a Jim Thorpe fumble 98 yards for a TD in a 26-0 win over the Corang Indians at Wrigley Field (11/4/23). He played end for the Bears from 1920-29 and was named to the NFL all-pro squad of the 20s.

PRO COACHING CAREER: Four times Halas interrupted his coaching activities by his own volition. He first turned over the leadership to Ralph Jones from 1930 through 1932. In 1942 when he left for the Navy, Luke Johnsos and "Hunk" Anderson shared head coaching responsibilities until '45. John "Paddy" Driscoll coached in 1956-57. Coincidentally, in '33 and again in '46 when Halas resumed coaching, his Bears won world championships.

During the 1940s, his teams reached the height of their power with four straight Western Conference titles; three world championships; a fantastic four-season record (including pre-season games) of 62-7-1 (.899); scored 2,164 points and allowed just 842. The 1940 team, which defeated the Washington Redskins 73-0 for the World Championship, was voted the greatest professional team of all-time by the National Academy of Sports Editors in 1963.

Resuming coaching in 1958, Halas needed five years to develop another championship, but in 1963 the Bears won their eighth championship. *The Sporting News*, AP, and UPI named him Coach of the Year after the 1963 and 1965 seasons. Halas retired from coaching on May 27, 1968, with a career record of 324-151-31. His win total was the best in NFL history until Don Shula broke the mark on 11/14/93. Halas is a charter member of the Pro Football Hall of Fame.

HALAS' BEARS RECORDS

- Longest run with opponent's fumble: 98 yards, TD (11/4/23)

NFL COACHING RECORDS

- Most consecutive wins (including post-season): 18 (1933-34)
- Most consecutive regular season victories: 17 (1933-34)
- Most World Champions: 6 (1921, 1933, 1940, 1941, 1946, 1963)

BEAR COACHING RECORDS

- Most regular season wins: 318
- Most consecutive regular season victories: 17 (1933-34)
- Most consecutive wins (including post-season): 18 (1933-34)
- Most World Champions: 6 (1921, 1933, 1940, 1941, 1946, 1963)





GEORGE S. HALAS, JR.

September 4, 1925 – December 16, 1979



"Mugs" Halas was an integral part of the Chicago Bears before his untimely death in 1979. The son of pro football founder George S. Halas, Mugs spent 30 years in pro football. He joined the Bears' front office in 1950, was named treasurer in 1953, and became president of the club in 1963. In his first season as president, the Bears were NFL champions. Mugs was the second of just four presidents in the franchise's 80-year history. He succeeded his father, George S. Halas, and was followed by Michael McCaskey and current president Ted Phillips. His numerous contributions on a league-level included membership on the executive committee of the NFL Management Council.

"Mugs" learned football at a young age, serving as a ball boy while growing up. He earned a business degree from Loyola in 1949, before entering pro football on a full-time basis. "Mugs" is remembered for his love and devotion to the game.



WALTER PAYTON

July 25, 1954 – November 1, 1999



- Graduated from Jackson State
- Drafted 4th overall in 1975; Retired in 1987
- Held 16 NFL Records when he retired including the League's all-time leading rusher which was surpassed by Dallas' Emmitt Smith in 2002
- Currently holds two NFL records
 - Consecutive seasons leading League in rushing attempts (4)
 - Most games, 100 yards or more rushing (77)
- Holds 28 Bears' Records; jersey #34 is retired
- Voted to nine Pro Bowls (1976, 78, 79, 80, 81, 84, 85, 86, 87)
- Elected to Hall of Fame, January 30, 1993
- Inducted July 31, 1993

Payton's Pro Stats

Year	Rush	Yds	Avg	Lg	TD	Rec	Yds	Avg	Lg	TD	G-GS
1975 Bears	196	679	3.5	54	7	33	213	6.5	40	0	13-7
1976 Bears	311	1,390	4.5	60	13	15	149	9.9	34	0	14-14
1977 Bears	339	1,852	5.5	73	14	27	269	10.0	75	2	14-14
1978 Bears	333	1,395	4.2	76	11	50	480	9.5	61	0	16-16
1979 Bears	369	1,610	4.4	43	14	31	313	10.1	65	2	16-16
1980 Bears	317	1,460	4.6	69	6	46	367	8.0	54	1	16-16
1981 Bears	339	1,222	3.6	39	6	41	379	9.2	30	2	16-16
1982 Bears	148	596	4.0	26	1	32	311	9.7	40	0	9-9
1983 Bears	314	1,421	4.5	49	6	53	607	11.5	74	2	16-16
1984 Bears	381	1,684	4.4	72	11	45	368	8.2	31	0	16-16
1985 Bears	324	1,551	4.8	40	9	49	483	9.9	65	2	16-16
1986 Bears	321	1,333	4.2	41	8	37	382	10.3	57	3	16-16
1987 Bears	146	533	3.7	17	4	33	217	6.6	16	1	12-12
Career	3,838	16,726	4.4	76	110	492	4,538	9.2	75	15	190-184

Also: Career passing: 11-34-331, 8 TDs, and 5 int's. Career punting: 1 for 39 yards (1975).
 Career kickoff returns: 17 for 539 yards (31.7 avg.), no TDs.

Playoffs

Year	Rush	Yds	Avg	LG	TD	Rec	Yds	Avg	LG	TD	G-GS
1977 Bears	19	60	3.1	11	0	3	33	11.0	20	0	1-1
1979 Bears	16	67	4.2	12	2	3	52	17.3	31	0	1-1
1984 Bears	46	196	4.3	20	0	4	23	5.8	12	0	2-2
1985 Bears	67	186	2.8	12	0	8	52	6.5	19	0	3-3
1986 Bears	14	38	2.7	9	0	1	-2	-2.0	-2	0	1-1
1987 Bears	18	85	4.7	16	0	3	20	6.7	9	0	1-1
Career	180	632	3.5	20	2	22	178	8.1	31	0	9-9

Also: 3 kickoff returns for 57 yards in 1977.

History

Hall of Famers

Since the Hall of Fame opened in Canton, Ohio on Sept. 7, 1963, 216 NFL players and coaches have been inducted. On Aug. 3, 2002, Bears DE Dan Hampton became the 26th Chicago Bear enshrined in the Hall-of-Fame. The 26 honored Monsters of the Midway are the most of any team followed by Green Bay with 20.



Atkins

DOUG ATKINS

Defensive End

#81

Inducted: 1982

BEARS: 12 seasons (1955-66)

NFL: 17 seasons

Three-time all-NFL (1960, 61, 62)...Eight-time Pro Bowler (1958-64; 66)...Named Outstanding Lineman in 1959 Pro Bowl...Cleveland's first-round pick in 1953 who came to Chicago in a 1955 trade with Browns...Joined Saints for final three seasons via 1967 trade...Conference track champion in the high-jump and scholarship basketball player at Tennessee.



Blanda

GEORGE BLANDA

Quarterback-Kicker

#16, 22

Inducted: 1981

BEARS: 10 seasons (1949-58)

NFL: 26 seasons

NFL all-time leader in seasons (26), games (340), points (2,002), PAT attempts (959), PATs (943), FG attempts (638), and interceptions (277)...Bears career record holder in consecutive games with a score (83), and consecutive extra points (156); fourth in club history with 541 points...Retired in 1959, but returned in 1960 to play seven seasons with Houston (1960-66) and nine with Oakland (1967-75)...Led Oilers to two AFL titles and was 1961 Player of the Year...Set NFL record with 68 pass attempts vs. Buf. (11/1/64)...Voted Male Athlete of the Year by AP in 1970...Finished 340-game career with 2,002 points, 4,007 attempts for 26,920 passing yards and 236 TDs...Retired one month shy of 49th birthday...Played college ball at Kentucky.



Butkus

DICK BUTKUS

Middle Linebacker

#51

Inducted: 1979

BEARS: 9 seasons (1965-73)

NFL: 9 seasons

Third pick of 1965 draft...Beat out incumbent middle linebacker Bill George...Denied Rookie of the Year honors when edged by teammate and fellow Hall of Fame enshrinee Gale Sayers...One of only six Bears to earn Pro Bowl honors each of their first three seasons in the League...Seven-time all-NFL...Bears all-time leader with 25 fumble recoveries (third in NFL history) and second with 47 turnovers (fumbles + interceptions)...Born and raised in Chicago; attended college at Illinois.



Connor

GEORGE CONNOR

Tackle-Linebacker

#71, 81

Inducted: 1975

BEARS: 8 seasons (1948-55)

NFL: 8 seasons

First of the big, mobile outside linebackers...All-NFL five times — including 1951 and '52 on both offense and defense...Voted to first four Pro Bowls (1951-54)...Dramatic display in 1952 Pro Bowl when, late in the game with opposition deep in territory, he made a tackle-for-loss on first down, solo stop on second down, sacked QB on third down, and batted down fourth down pass in the end-zone...Injuries forced retirement after 1955 season...All-America one year at Holy Cross and two seasons at Notre Dame.

MIKE DITKA**Tight End-Coach****#89****Inducted: 1988 BEARS: Player (1961-66), Coach (1982-92) NFL: 17 seasons**

First tight end inducted to the Hall...Credited for changing the tight end from a "third tackle" to a receiving position...NFL Rookie of the Year in '61 with 56 receptions (still a Bears rookie record)...Voted to Pro Bowl following five seasons...His 427 career catches were most in NFL history by a tight end until Kellen Winslow broke the mark in 1980...Holds four Bears records including consecutive games with a reception (49)...Assistant coach for Dallas before being named Bears head coach on January 20, 1982...Guided team to 112 wins, six NFC Central titles, three NFC Championship games, and the Bears only Super Bowl victory...Bears first-round pick (fifth overall) in 1961 from Pittsburgh.

**Ditka****JOHN "PADDY" DRISCOLL****Running Back****#1, 20****Inducted: 1965 BEARS: 5 seasons (1920; 26-29) NFL: 10 seasons**

The NFL's first "franchise" player...Triple threat athlete who excelled at running, punting, and drop-kicking for field goals...Played with Chicago Cardinals (1920-25)...Scored 27 points in 1923 game vs. Rochester (four TDs, three PATs)...His 50-yard field goal in 1925 was NFL record for several years...Born in Evanston, IL, and attended Northwestern.

**Driscoll****JIM FINKS****General Manager****Inducted: 1995 BEARS: 9 seasons (1974-82) NFL: 34 seasons**

One of the architects of the great Bears teams of the '80's. He joined the team just two days before the start of the 1974 season and spent the season evaluating the team's talent, including players, coaches and front office personnel. He served as Executive Vice President and General Manager with the Bears after breaking into the League as both cornerback and quarterback for the Steelers from 1949-55. After spending his first three seasons in the NFL in the defensive backfield, he switched back to quarterback in 1952 and was selected to play in the Pro Bowl in 1953. He also spent 10 seasons as GM at Minnesota (1964-73) and eight at New Orleans (1986-93).

**Finks****DANNY FORTMANN****Guard****#21****Inducted: 1965 BEARS: 8 seasons (1936-43) NFL: 8 seasons**

Ninth-round pick in NFL's first draft (1936)...As a rookie in 1936, at age 20, he was the league's youngest starter...Signal caller for linemen on offense and deadly tackler on defense...All-NFL from 1938-43...The Bears finished first five times, second twice, and third once during his eight years...Pursued medical studies at University of Chicago while playing with Bears...Played at Colgate.

**Fortmann****BILL GEORGE****Linebacker****#61, 72****Inducted: 1974 BEARS: 14 seasons (1952-65) NFL: 15 seasons**

Joined Bears in 1952 as "middle guard", but became league's first middle linebacker when he dropped off the line in 1954...All-NFL eight times in nine years...Voted to Pro Bowl eight straight seasons (1955-62)...Defensive signal caller final 10 seasons in Chicago...18 career interceptions...His 14 seasons tie for the most by a Bear player...Finished with Rams (1966)...Attended Wake Forest.

**George**

History

Hall of Famers



Grange

HAROLD "RED" GRANGE Running Back-Defensive Back #77

Inducted: 1963 BEARS: 7 seasons (1925; 29-34) NFL: 9 seasons

Joined Bears on Thanksgiving, 1925—just 10 days following final college game...Attracted crowds of 70,000 at the Polo Grounds and 75,000 in LA Coliseum during 1925 "tour"—16 games in two months to showcase the Galloping Ghost...Left Bears for NY Yankees of AFL in 1926 which joined NFL the following season...Suffered knee injury vs. Bears in 1927, and missed entire '28 season...Rejoined Chicago in 1929, but was "ordinary" ball carrier...Developed into a good defensive back...All-NFL in 1931...Made TD-saving tackle in final seconds of 1933 Championship Game 23-21 win over NY Giants...Played college ball at Illinois.



Halas

GEORGE HALAS End-Coach-Owner #7

Inducted: 1963 BEARS: 64 seasons (1920-83) NFL: 64 seasons

(See bio on page 214.)

DAN HAMPTON Defensive End #99

Inducted: 2002 BEARS: 12 seasons (1979-90) NFL: 12 seasons

A first-round draft choice (fourth overall) by the Bears in the 1979 draft, Hampton played for 12 seasons in Chicago and finished his career ranked third on the Bears all-time career sacks list with 82.0. "Danimal," as he was affectionately known by teammates and fans, played in 157 regular season games with 152 starts. He was named to the NFL Team of the '80's by the Pro Football Hall of Fame Board of Selectors and was a Pro Bowl performer four times during that decade (1980, 1982, 1984 and 1985), twice as a defensive end and two times as a defensive tackle. Hampton was named Defensive MVP by Pro Football Weekly in 1982 and started the first 48 games of his career where he established himself as a dominant pass rusher, recording 25 sacks during his first three seasons in the league.



Hampton

ED HEALEY Tackle #16

Inducted: 1964 BEARS: 6 seasons (1922-27) NFL: 8 seasons

Acquired by Halas from Rock Island Independents (1920-22) in exchange for gate receipts (\$100) from late-season game in 1922...Ran more than 30 yards in 1924 to tackle his own teammate who was running the wrong way with an interception...Caught running back George Wilson from behind after hurdling several teammates in 1926 game vs. LA All-Stars...Termed "the most versatile tackle of all-time" by Halas...First president of Bear alumni association (1937)...Graduated from Dartmouth.



Healey

BILL HEWITT End #56

Inducted: 1971 BEARS: 5 seasons (1932-36) NFL: 9 seasons

Last helmetless player...Four-time all-NFL (1933, 34, 36, 37) and first to do so with two teams...Designed play to win 1933 NFL Championship: jump pass from fullback to Hewitt who caught and lateraled to another end...Played for Eagles (1937-39), missed 1940-42 seasons before returning with Philadelphia-Pittsburgh (1943)...Career: 101 catches for 1,606 yards and 25 TDs...Average player in high school and at Michigan.



Hewitt

STAN JONES**Tackle-Guard****#78****Inducted: 1991 BEARS: 12 seasons (1954-65) NFL: 13 seasons**

Selected by Chicago in fifth-round of 1953 draft...Started at tackle; switched to guard in 1954 and became eight-time Pro Bowler (1956-62)...Played offense and defense in 1962 but played solely defense in 1963—when the Bears won the NFL Championship...One of the first pro football players to concentrate on weightlifting...Missed just two games in his first 11 seasons...Traded to Redskins (1966) as a favor from Halas so he could finish his career near his Rockville, Maryland home...College Lineman of the Year for 1953 National Champion Maryland Terrapins.

**Jones****SID LUCKMAN****Quarterback****#42****Inducted: 1965 BEARS: 12 seasons (1939-50) NFL: 12 seasons**

Obtained as second pick of 1939 draft...Bears all-time leader in yards (14,686), TDs (137), interceptions (132); second in attempts (1,744) and completions (904)...Club season record holder in QB rating (107.8 in 1943) and interceptions (31 in 1947)...Led Bears T-formation attack which won four NFL Titles including 73-0 blitzing of Washington in 1940 Championship...Five-time all-NFL and 1943 league MVP...Passed for record-tying seven TDs in 1943 game vs. Giants...Came out of Columbia University.

**Luckman****ROY "LINK" LYMAN****Tackle****#2, 11, 12, 14, 77****Inducted: 1964 BEARS: 7 seasons (1926-34) NFL: 11 seasons**

Pioneered stunting, slanting, and shifting style defense...Began pro career with Canton (1922-23), winning two championships; moved to Cleveland where he again won a championship...Joined Frankford (1925) before finishing with Bears...Left Bears for 1929 season to play semi-pro ball and in 1932 to settle business problems...In his final two seasons Chicago won the NFL Championship (1933) and division (1934)...No high school ball (school had seven boys), but played at Nebraska.

**Lyman****GEORGE McAFEE Running Back-Defensive Back #5, 33****Inducted: 1966 BEARS: 8 seasons (1940-41; 45-50) NFL: 8 seasons**

Eagles first-round choice in 1940 (second overall)...Immediately traded to Bears for four players...Career average 12.78 yards on 112 punt returns is still NFL record...Returned a kickoff 93 yards for TD in first pro game...Went into the Navy for WWII; returned in 1945...25 career interceptions...All-America at Duke.

**McAfee****GEORGE MUSSO Tackle-Guard-Defensive Tackle #16****Inducted: 1982 BEARS: 12 seasons (1933-44) NFL: 12 seasons**

Signed by Halas for just \$90/game plus \$5 in expenses...Elected team captain in fourth season and kept the title remainder of career...First player to win all-NFL at two positions: tackle in 1935 and guard in 1937...College ball at Millikin.

**Musso**

History

Hall of Famers



Nagurski

BRONKO NAGURSKI Fullback-Tackle #3, 16
 Inducted: 1963 BEARS: 9 seasons (1930-37; 43) NFL: 9 seasons

Powerful, punishing runner who was also a threat to pass...Retired after eight seasons (1937) for a more profitable wrestling career...Returned in 1943 when Bears were short of players (due to WWII)...Played mostly at tackle, but scored TD to put Bears ahead to stay in 1943 Championship game...Ninth in Bears career rushing...High school teams were winless...All-American at Minnesota.



Payton

WALTER PAYTON Running Back #34
 Inducted: 1993 BEARS: 13 seasons (1975-87) NFL: 13 seasons

(Payton's stats and bio on page 215.)

GALE SAYERS Running Back #40
 Inducted: 1977 BEARS: 7 seasons (1965-71) NFL: 7 seasons

Fourth pick of 1965 draft...Career: 991-4,956-39 rushing; 112-1,307-9 receiving; 91-2,781-6 kickoff returns; 28-391-2 punt returns...Had 77-yard PR, 93-yard KOR and 25-yard TD pass in first pre-season game...Amassed 2,272 net yards and a rookie-record 22 TDs including record-tying six TDs vs. SF in inaugural season...Picked Rookie of the Year over Butkus...Voted to five Pro Bowls (1966-70) and was Offensive MVP of three...Suffered right knee injury in 1968, but bounced back for second 1,000-yard season...Left knee injury in 1970 ended career...Led NFL in rushing in '66 and '69...20 100-yard rushing games...Fourth on Bears all-time rushing list...Averaged 5.0 yards per carry in career...Set 23 club records and seven NFL marks...Youngest player ever elected to the Hall (34 years old) and his effective playing time is also the shortest of any Hall of Famer...Star back at Kansas.



Sayers

MIKE SINGLETARY Linebacker #50
 Inducted: 1998 BEARS: 12 seasons (1981-92) NFL: 12 seasons

Second round pick in 1981 draft (38th overall) after two-time consensus All-American career at Baylor...All-rookie honors from Pro Football Writers Assoc., UPI, Pro Football Weekly, and Football Digest...Selected to 10 straight Pro Bowls (1983-92), most ever by a Bear...Most starts by a defensive player in Bears history (172, second to Payton's 184 for most by any player)...Named to NFL Team of the Eighties by NFL Hall of Fame Board of Selectors...AP Defensive Player of the Year in 1985 and '88...1990 NFL Man of the Year for playing excellence and off-the-field community contributions...Defensive captain from 1983-1992...Finished as the team's first or second leading tackler in final 11 seasons...Missed just two games in 12 seasons (both in '86)...Finished career with 1,488 tackles, 19 sacks, seven interceptions...Wife, Kim, presented Mike at his induction.



Singletary

JOE STYDAHAR Tackle #13, 18
 Inducted: 1967 BEARS: 9 seasons (1936-42; 45-46) NFL: 9 seasons

First player ever drafted by Bears...All-NFL left tackle (1937-40)...Left for WWII (1943-44), but returned to lead Chicago to 1946 Championship...Star player at West Virginia.



Stydahar

GEORGE TRAFTON

Center

#13

Inducted: 1964

BEARS: 13 seasons (1920-32)

NFL: 13 seasons

All-NFL center (unofficially) in eight of 13 seasons...Strong, tough, mean player—put four Rock Island players out of action in first 12 plays of a 1920 game...Notre Dame career was cut short when Knute Rockne caught him playing semi-pro ball.



Trafton

CLYDE "BULLDOG" TURNER

Center-Linebacker

#66

Inducted: 1966

BEARS: 13 seasons (1940-52)

NFL: 13 seasons

First-round draft pick in 1940...Flawless snapper and excellent blocker who was all-NFL six times...Could also play guard or tackle...Led league in 1942 with eight interceptions at linebacker...Played running back in emergency situations, scored 48-yard TD in 1944...Had 96-yard interception return for TD in 1947...Played college ball for Hardin-Simmons.



Turner

In addition to the 26 Bears Hall of Famers, five other inductees spent part of their careers with Chicago:

Player	Position	With Bears	Other teams
Jim Conzelman	Quarterback	1920	Rock Island Independents, Milwaukee Badgers, Detroit Panthers, Providence Steam Rollers
Guy Chamberlin	End	1920-21	Canton Bulldogs, Cleveland Bulldogs, Frankford Yellow Jackets, Chi. Cardinals
Walt Kiesling	Guard	1934	Duluth Eskimos, Pottsville Maroons, Chi. Cards, Green Bay Packers, Pittsburgh Pirates
Bobby Layne	Quarterback	1948	NY Bulldogs, Detroit Lions, Pittsburgh Steelers
Alan Page	Defensive Tackle	1978-81	Minnesota Vikings

PRO FOOTBALL HALL OF FAMERS BY FRANCHISE

Hall of Famers are listed under all clubs on which they played. PRIMARY refers to the team or teams on which the Hall of Famer made his primary contribution to professional football. MINOR refers to Hall of Famer who spent only a minor portion of their career with a team.

TEAM	PRIMARY	MINOR	TEAM	PRIMARY	MINOR
Chicago Bears	26	5	Dallas Cowboys	7	6
Green Bay Packers	20	5	Kansas City Chiefs	7	4
Pittsburgh Steelers	17	5	San Diego Chargers	6	4
New York Giants	16	9	Minnesota Vikings	6	4
Washington Redskins	15	5	Tennessee Titans	5	4
Cleveland Browns	14	6	Buffalo Bills	5	1
St. Louis Rams	13	9	New York Jets	4	1
Oakland Raiders	12	4	New England Patriots	3	0
Detroit Lions	11	4	New Orleans Saints	1	4
Arizona Cardinals	10	5	Cincinnati Bengals	1	1
San Francisco 49ers	10	2	Seattle Seahawks	1	1
Indianapolis Colts	10	2	Tampa Bay Buccaneers	1	0
Miami Dolphins	8	0	Atlanta Falcons	0	2
Philadelphia Eagles	7	7	Denver Broncos	0	2

History

Attendance

(since 1971 when Bears moved to Soldier Field)

Season	Capacity	Sold	Actual (games)	Average	Road (games)
1971	55,049	N/A	385,343 (7)	55,049	396,183 (7)
1972	55,701	N/A	389,907 (7)	55,701	406,556 (7)
1973	55,701	N/A	389,907 (7)	55,701	395,192 (7)
1974	55,753	N/A	389,117 (7)	55,588	372,530 (7)
1975	57,455	387,312	323,868 (7)	46,266	392,929 (7)
1976	57,359	401,123	351,812 (7)	50,258	438,338 (7)
1977	57,359	401,513	336,500 (7)	48,071	409,377 (7)
1978	57,359	458,872	385,976 (8)	48,247	455,542 (8)
1979	57,979	463,832	416,168 (8)	52,021	477,321 (8)
1980	64,154	513,232	464,897 (8)	58,112	486,954 (8)
1981	64,410	515,280	436,563 (8)	54,570	453,575 (8)
1982	65,793	249,354	183,626 (4)	45,107	293,501 (5)
1983	65,793	545,897	418,771 (8)	52,346	409,867 (8)
1984	65,793	516,347	462,159 (8)	57,769	444,496 (8)
1985	65,793	526,344	486,212 (8)	60,776	517,146 (8)
1986	66,030	528,240	495,484 (8)	61,935	478,025 (8)
1987	66,030	528,240	459,192 (8)	57,399	407,783 (7)
1988	66,946	535,568	494,093 (8)	61,761	489,476 (8)
1989	66,946	535,568	489,976 (8)	61,247	506,193 (8)
1990	66,946	535,568	481,018 (8)	60,127	534,440 (8)
1991	66,946	535,568	491,778 (8)	61,472	531,835 (8)
1992	66,950	535,600	478,507 (8)	59,813	529,769 (8)
1993	66,950	535,600	465,832 (8)	58,229	486,675 (8)
1994	66,944	535,552	468,015 (8)	58,502	520,294 (8)
1995	66,944	535,552	476,587 (8)	59,573	510,327 (8)
1996	66,944	535,552	456,348 (8)	57,044	490,590 (8)
1997	66,944	535,552	421,900 (8)	52,738	536,184 (8)
1998	66,944	535,552	429,607 (8)	53,701	462,012 (8)
1999	66,944	535,552	443,713 (8)	55,464	517,237 (8)
2000	66,944	535,552	435,259 (8)	54,407	545,132 (8)
2001	66,944	535,552	482,878 (8)	60,360	525,068 (8)
2002*	52,057	494,847	426,285 (8)	53,286	542,061 (8)

* Home games played at Memorial Stadium in Champaign, Ill. Capacity listed is NFL designated Chicago blackout number.

Ten largest crowds to watch the Bears

Soldier Field		Road	
66,900	vs. NY Giants	9/5/93	100,470 at LA Rams 11/2/58
66,625**	vs. Philadelphia	10/2/89	83,501* at LA Rams 12/17/50
66,475	vs. Minnesota	9/17/89	83,224** at Cleveland 11/3/80
65,704**	vs. NY Giants	9/14/87	80,638 at Detroit 11/21/76
65,534*	vs. Philadelphia	12/31/88	80,456 at LA Rams 11/3/57
65,506	vs. LA Rams	10/29/89	80,366 at Buffalo 9/29/91
65,420	vs. Minnesota	9/23/90	80,156 at LA Raiders 9/30/90
65,293**	vs. San Francisco	10/24/88	80,024 at Buffalo 10/27/74
65,255**	vs. NY Jets	9/23/91	78,879 at Detroit 11/28/91
65,141*	vs. Washington	1/3/87	78,722** at Cleveland 10/23/89

* playoff game; ** Monday Night Football; † strike game.

Five smallest crowds to watch the Bears

29,157	vs. Green Bay	12/16/73	4,074† at Philadelphia 10/4/87
32,113†	vs. Minnesota	10/11/87	34,350 at Baltimore 9/25/83
33,557	vs. Green Bay	12/11/77	36,816 at Tampa Bay 11/20/83
34,306	vs. Green Bay	12/10/78	38,642 at Cincinnati 12/10/95
35,052	vs. St. Louis	12/14/75	40,089 at Tennessee 10/25/98

NOTES:

- Last non-sellout: September 9, 1984 vs. Denver (4,432 unsold).
- Heading into 2003, the Bears have 159 straight sellouts (150 regular season, nine playoffs).
- The Bears vs. All-Stars game on August 22, 1947 drew a crowd of 105,840 at Soldier Field, which was the largest crowd ever to watch any NFL game until August 15, 1994, when the Cowboys-Oilers pre-season game drew 112,376 at Azteca Stadium in Mexico City.
- The 1958 Bears-Rams crowd of 100,470 is the second-largest regular season game, trailing only the November 10, 1957 49ers-Rams game, which drew 102,368 fans.



Annual Scoring Leaders

Year	Player	TD	PAT	FG	Pts	Year	Player	TD	PAT	FG	Pts
2002	Edinger, Paul	0	29	22	95	1966	Leclerc, Roger	0	24	18	78
2001	Edinger, Paul	0	34	26	112	1965*	Sayers, Gale	22	0	0	132
2000	Edinger, Paul	0	21	21	84	1964	Morris, Johnny	10	0	0	60
1999	Robinson, Marcus	9	0	0	54	1963	Ditka, Mike	8	0	0	48
1998	Jaeger, Jeff	0	27	21	90	1962	Leclerc, Roger	0	36	13	75
1997	Jaeger, Jeff	0	20	21	83	1961	Ditka, Mike	12	0	0	72
1996	Jaeger, Jeff	0	23	19	80	1960	Aveni, John	0	23	7	44
1995	Butler, Kevin	0	45	23	114	1959	Casares, Rick	12	0	0	72
1994	Butler, Kevin	0	24	21	87	1958	Galimore, Willie	12	0	0	72
1993	Butler, Kevin	0	21	27	102	1957	Blanda, George	1	23	14	71
1992	Butler, Kevin	0	34	19	91	1956	Casares, Rick	14	0	0	84
1991	Butler, Kevin	0	32	19	89	1955	Blanda, George	2	37	11	82
1990	Butler, Kevin	0	36	26	114	1954	Hill, Harlon	12	0	0	72
1989	Anderson, Neal	15	0	0	90	1953	Blanda, George	0	27	7	48
1988	Butler, Kevin	0	37	15	82	1952	Blanda, George	1	30	6	54
1987	Butler, Kevin	0	28	19	85	1951	Lujack, Johnny	7	10	0	52
1986	Butler, Kevin	0	36	28	120	1950	Lujack, Johnny	11	34	3	109
1985*	Butler, Kevin	0	51	31	144	1949	Lujack, Johnny	2	42	1	57
1984	Thomas, Bob	0	35	22	101	1948	Lujack, Johnny	1	44	0	50
1983	Thomas, Bob	0	35	14	77	1947	Kavanaugh, Ken	13	0	0	78
1982	Moorehead, Emery	5	0	0	30	1946	Gallarneau, Hugh	8	0	0	48
1981	Roveto, John	0	19	10	49	1945	Kavanaugh, Ken	6	0	0	36
1980	Thomas, Bob	0	35	13	74	1944	McLean, Ray	7	0	0	42
1979	Payton, Walter	16	0	0	96	1943	Clark, Harry	10	0	0	60
1978	Thomas, Bob	0	26	17	77	1942	McLean, Ray	9	0	0	54
1977	Payton, Walter	16	0	0	96	1941	McAfee, George	12	0	0	72
1976	Payton, Walter	13	0	0	78	1940	McLean, Ray	4	1	0	25
1975	Thomas, Bob	0	18	13	57	1939	Manders, Jack	4	17	3	50
1974	Roder, Mirro	0	18	13	57	1938	Manders, Jack	3	10	3	37
1973	Roder, Mirro	0	11	8	35	1937*	Manders, Jack	5	15	8	69
1972	Percival, Mac	0	26	12	62	1936	Manders, Jack	4	17	7	62
1971	Percival, Mac	0	18	15	63	1935	Karr, William	6	0	0	36
1970	Percival, Mac	0	28	20	88	1934*	Manders, Jack	3	31	10	79
1969	Percival, Mac	0	26	8	50	1933	Manders, Jack	0	15	6	33
1968	Percival, Mac	0	25	25	100						
1967	Sayers, Gale	12	0	0	72						

*Led NFL

NFC NORTH STANDINGS

	Overall record				Division record				Division Titles
	W	L	T	Pct	W	L	T	Pct	
Minnesota	209	182	1	.534	103	82	1	.556	00, 98, 94, 92, 89, 80, 78
Green Bay	204	184	4	.526	105	77	2	.576	02, 97, 96, 95
BEARS	204	188	0	.520	101	84	0	.546	01, 90, 88, 87, 86, 85, 84
Detroit	163	228	1	.417	82	105	0	.439	91, 93, 83

- There was no division winner in 1982 because of a players' strike. The top eight teams from each conference advanced to the post-season. However, with a 5-3-1 mark, Green Bay had the best record.
- Tampa Bay left the division in 2002 to join the NFC South and compiled an overall record of 146-229-1 (.390) and a division mark of 67-110-1 (.374), winning Central Division titles in 1979, '81 and '99. The Bucs record is from the five-team NFC Central which formed in 1978 and ended in 2001 when the League moved to four teams in four geographical divisions (North, South, East and West) in both conferences.

2002 NFC NORTH DIVISION STANDINGS

	Overall record				Division record			
	W	L	T	Pct	W	L	T	Pct
Green Bay	12	4	0	.750	5	1	0	.833
Minnesota	6	10	0	.375	4	2	0	.667
BEARS	4	12	0	.250	2	4	0	.333
Detroit	3	13	0	.188	1	5	0	.167

History

Annual Leaders



Annual Rushing Leaders

Year	Player	Yards	Att	TD	Year	Player	Yards	Att	TD
2002	Thomas, Anthony	721	214	6	1966*	Sayers, Gale	1,231	229	8
2001	Thomas, Anthony	1,183	278	7	1965	Sayers, Gale	867	166	14
2000	Allen, James	1,120	290	2	1964	Arnett, Jon	400	119	1
1999	Enis, Curtis	916	287	3	1963	Marconi, Joe	446	118	2
1998	Bennett, Edgar	611	173	2	1962	Marconi, Joe	406	89	5
1997	Harris, Raymond	1,033	275	10	1961	Galimore, Willie	707	153	4
1996	Harris, Raymond	748	194	4	1960	Casares, Rick	566	160	5
1995	Salaam, Rashaan	1,074	296	10	1959	Casares, Rick	699	177	10
1994	Tillman, Lewis	899	275	7	1958	Casares, Rick	651	176	2
1993	Anderson, Neal	646	202	4	1957	Casares, Rick	700	204	6
1992	Anderson, Neal	582	156	5	1956*	Casares, Rick	1,126	234	12
1991	Anderson, Neal	747	210	6	1955	Casares, Rick	672	125	4
1990	Anderson, Neal	1,078	260	10	1954	Jagade, Chick	498	157	3
1989	Anderson, Neal	1,275	274	11	1953	Morrison, Fred	307	95	2
1988	Anderson, Neal	1,106	249	12	1952	Morrison, Fred	367	95	3
1987	Anderson, Neal	586	129	3	1951	Dottley, John	670	127	3
1986	Payton, Walter	1,333	321	8	1950	Gulyanics, George	571	146	2
1985	Payton, Walter	1,551	324	9	1949	Gulyanics, George	452	102	5
1984	Payton, Walter	1,684	381	11	1948	Gulyanics, George	439	119	4
1983	Payton, Walter	1,421	314	6	1947	Osmanski, Joe	328	64	1
1982	Payton, Walter	596	148	1	1946	Gallarneau, Hugh	476	112	6
1981	Payton, Walter	1,222	339	6	1945	Margarita, Bob	497	112	3
1980	Payton, Walter	1,460	317	6	1944	Margarita, Bob	463	88	4
1979	Payton, Walter	1,610	369	14	1943	Clark, Harry	556	120	3
1978	Payton, Walter	1,395	333	11	1942	Famiglietti, Gary	503	118	8
1977*	Payton, Walter	1,852	339	14	1941	McAfee, George	474	65	6
1976	Payton, Walter	1,390	311	13	1940	Nolting, Ray	373	78	1
1975	Payton, Walter	679	196	7	1939*	Osmanski, Bill	699	121	7
1974	Grandberry, Ken	475	144	2	1938	Nolting, Ray	297	63	2
1973	Garrett, Carl	655	175	5		Francis, Sam	297	85	3
1972	Douglass, Bobby	968	141	8	1937	Nolting, Ray	424	106	2
1971	Shy, Don	420	116	2	1936	Nagurski, Bronko	529	122	3
1970	Montgomery, Ross	229	62	0	1935	Ronzani, Gene	356	79	2
1969*	Sayers, Gale	1,032	236	8	1934*	Feathers, Beattie	1,004	101	8
1968	Sayers, Gale	856	138	2	1933	Nagurski, Bronko	533	128	1
1967	Sayers, Gale	880	186	7					

*Led NFL

BRRRRRR

Chicago has a reputation for its brisk lakefront weather, and both Wrigley Field and Soldier Field have hosted at least a few knee-knocking games. However, the NFL Record & Fact Book lists the four coldest NFL games on record, none of which were in Chicago. The four coldest:

- * **-13 degrees** (-48 wind chill): 12-31-67, Lambeau Field, Green Bay; NFL Championship Game (Packers 21, Cowboys 17).
- * **-9 degrees** (-59 wind chill): 1-10-82, Riverfront Stadium, Cincinnati; AFC Championship (Bengals 27, Chargers 7).
- * **0 degrees** (-32 wind chill): 1-15-94, Rich Stadium, Orchard Park, NY; AFC Divisional Playoff (Bills 29, LA Raiders 23).
- * **1 degree** (wind chill not recorded): 1-4-81, Cleveland Stadium; AFC Divisional Playoff (Oakland Raiders 14, Browns 12).

Here are the temperatures for a few famed inclement weather games in the Windy City:

- * 54 degrees (Rain, fog, S wind 15 mph): Sayers 6 TD game, 12-12-65, Wrigley Field (Bears 61, 49ers 20)
- * 39 degrees (W wind 23 mph): NFC Championship, 1-12-86, Soldier Field (Bears 24, LA Rams 0)
- * 29 degrees (SW wind 5 mph): "Fog Bowl" Playoff Game, 12-31-88, Soldier Field (Bears 20, Eagles 12)
- * 20 degrees (NW wind 23 mph): Regular Season Finale, (Bears must win by 30+ points for playoff berth), 12-16-79, Soldier Field (Bears 42, St. Louis Cardinals 6)
- * 14 degrees (W wind 13 mph): Divisional Playoff game, 1-5-86, Soldier Field (Bears 21, Giants 0)
- * 11 degrees (W wind 11 mph): NFL Championship Game, 12-29-63, Wrigley Field (Bears 14, Giants 10)



Annual Passing Leaders

Year	Player	Att	Cmp	Yards	TD	Int	Rating
2002	Miller, Jim	314	180	1,944	13	9	77.5
2001	Miller, Jim	395	228	2,299	13	10	74.9
2000	McNown, Cade	280	154	1,646	8	9	68.5
1999	Matthews, Shane	275	167	1,645	10	6	80.6
1998	Kramer, Erik	250	151	1,823	9	7	83.1
1997	Kramer, Erik	477	275	3,011	14	14	74.0
1996	Krieg, Dave	377	226	2,278	14	12	76.3
1995	Kramer, Erik	522	315	3,838	29	10	93.5
1994	Walsh, Steve	343	208	2,078	10	8	77.9
1993	Harbaugh, Jim	325	200	2,002	7	11	72.1
1992	Harbaugh, Jim	358	202	2,486	13	12	76.2
1991	Harbaugh, Jim	478	275	3,121	15	16	73.7
1990	Harbaugh, Jim	312	180	2,178	10	6	81.9
1989	Tomczak, Mike	306	156	2,058	16	16	68.2
1988	McMahon, Jim	192	114	1,346	6	7	76.0
1987	McMahon, Jim	210	125	1,639	12	8	87.4
1986	McMahon, Jim	150	77	995	5	8	61.4
1985	McMahon, Jim	313	178	2,392	18	11	82.8
1984	McMahon, Jim	143	85	1,146	8	2	97.8
1983	McMahon, Jim	295	175	2,184	12	13	77.7
1982	McMahon, Jim	210	120	1,501	9	7	80.1
1981	Evans, Vince	436	195	2,354	11	20	51.0
1980	Evans, Vince	278	148	2,039	11	16	66.1
1979	Phipps, Mike	255	134	1,535	9	8	69.7
1978	Avellini, Bob	264	141	1,718	5	16	54.6
1977	Avellini, Bob	293	194	2,004	11	18	61.7
1976	Avellini, Bob	271	118	1,580	8	15	49.7
1975	Huff, Gary	205	114	1,083	3	9	57.1
1974	Huff, Gary	283	142	1,663	6	17	50.4
1973	Douglass, Bobby	174	81	1,057	5	7	59.2
1972	Douglass, Bobby	198	75	1,246	9	12	49.5
1971	Douglass, Bobby	225	91	1,164	7	15	38.7
1970	Concannon, Jack	385	194	2,130	16	18	61.6
1969	Concannon, Jack	160	87	1,783	4	8	31.3
1968	Concannon, Jack	143	71	715	5	9	49.8
1967	Concannon, Jack	186	92	1,260	6	14	51.0
1966	Bukich, Rudy	309	147	1,858	10	21	49.1
1965*	Bukich, Rudy	312	176	2,641	20	9	93.6
1964	Bukich, Rudy	160	99	1,099	12	7	89.0
1963	Wade, Bill	356	192	2,301	15	12	73.8
1962	Wade, Bill	412	225	3,172	18	24	70.2

QUARTERBACK BY COMMITTEE

In addition to having four different quarterbacks take snaps in 2002 for the second time in three years, the Bears produced a statistical anomaly with a total of eight total players throwing at least one pass in 2002. Listed in terms of snaps taken, Jim Miller, **Chris Chandler**, Henry Burris and mid-season signee **Cory Sauter** all lined up under center for Chicago. Supplementing the Bears' quarterbacking stable on option plays were WR **Marty Booker**, P **Brad Maynard**, LB **Brian Urlacher** and RB Leon Johnson. Based on research going back to the 1968 season, the Bears eight different passers breaks the team's previous record of seven passers set in 1968, 1974, 1975 and 1984.

History

Annual Leaders

Year	Player	Att	Cmp	Yards	TD	Int	Rating
1961	Wade, Bill	250	139	2,258	22	13	93.7
1960	Brown, Ed	149	59	1,079	7	11	50.1
1959	Brown, Ed	247	125	1,881	13	10	77.0
1958	Brown, Ed	218	102	1,418	10	17	51.0
1957	Brown, Ed	185	84	1,321	6	16	44.5
1956*	Brown, Ed	168	96	1,667	11	12	83.1
1955	Brown, Ed	164	85	1,307	9	10	71.4
1954	Bratkowski, Zeke	130	67	1,087	8	17	60.9
1953	Blanda, George	362	169	2,164	14	24	51.3
1952	Romanik, Steve	126	49	772	4	11	34.5
1951	Lujack, Johnny	176	85	1,295	3	8	59.9
1950	Lujack, Johnny	254	121	1,731	4	21	40.9
1949	Lujack, Johnny	312	162	2,658	23	22	75.9
1948	Luckman, Sid	163	89	1,047	13	14	65.2
1947	Luckman, Sid	323	176	2,712	24	31	67.6
1946*	Luckman, Sid	229	110	1,826	17	16	70.8
1945†	Luckman, Sid	217	117	1,725	14	10	82.6
1944	Luckman, Sid	143	71	1,018	11	11	66.8
1943*	Luckman, Sid	202	110	2,194	28	12	107.8
1942	Luckman, Sid	105	57	1,023	10	13	80.0
1941*	Luckman, Sid	119	68	1,181	9	6	95.5
1940	Luckman, Sid	105	48	941	4	9	60.7
1939	Masterson, Bernie	113	44	914	5	9	49.6
1938	Masterson, Bernie	112	46	848	7	9	55.6
1937	Masterson, Bernie	72	26	615	6	7	55.8
1936	Molesworth, Keith	31	15	188	4	4	67.7
1935	Masterson, Bernie	44	18	456	5	4	79.4
1934	Ronzani, Gene	32	15	150	3	0	91.9
1933	Molesworth, Keith	50	19	433	3	4	56.5

*Led NFL; †Tied for NFL lead.



Highest Quarterback Ratings

	Season	Att	Cmp	Yards	Pct	Y/Att	TD	TD%	Int	Int%	Rate	
1	Sid Luckman	1943	202	110	2,194	54.5	10.86	28	13.9	12	5.9	107.8
2	Jim McMahon	1984	143	85	1,146	59.4	8.01	8	5.6	2	1.4	97.8
3	Sid Luckman	1941	119	68	1,181	57.1	9.92	9	7.6	6	5.0	95.5
4	Bill Wade	1961	250	139	2,258	55.6	9.03	22	8.8	13	5.2	93.7
5	Rudy Bukich	1965	312	176	2,641	56.4	8.46	20	6.4	9	2.9	93.6
6	Erik Kramer	1995	522	315	3,838	60.3	7.35	29	5.6	10	1.9	93.5
7	Rudy Bukich	1964	160	99	1,099	61.9	6.87	12	7.5	7	4.4	89.0
8	Jim McMahon	1987	210	125	1,639	59.5	7.80	12	5.7	8	3.8	87.4
9	Jim Miller	1999	174	110	1,242	63.2	7.14	7	4.0	6	3.4	83.5
10	Erik Kramer	1998	250	151	1,823	60.4	7.29	9	3.6	7	2.8	83.1
11	Ed Brown	1956	168	96	1,667	57.1	9.92	11	6.5	12	7.1	83.1
12	Jim McMahon	1985	313	178	2,392	58.1	7.64	15	4.8	11	3.5	82.8
13	Sid Luckman	1945	217	117	1,725	53.9	7.95	14	6.5	10	4.6	82.6
14	Jim Harbaugh	1990	312	180	2,178	57.7	6.98	10	3.2	6	1.9	81.9
15	Shane Matthews	1999	275	167	1,645	60.7	5.98	10	3.6	6	2.2	80.6
16	Jim McMahon	1982	210	120	1,501	57.1	7.15	9	4.3	7	3.3	80.1
17	Sid Luckman	1942	105	57	1,023	54.3	9.74	10	9.5	13	12.4	80.0

For QB rating formula, see page 99.



Annual Receiving Leaders

— RECEPTIONS —

Year	Player	No	Yards	TD
2002	Booker, Marty	97	1,189	6
2001	Booker, Marty	100	1,071	8
2000	Robinson, Marcus	55	738	5
	Kennison, Eddie	55	549	2
1999	Engram, Bobby	88	947	4
1998	Engram, Bobby	64	987	5
1997	Proehl, Ricky	58	753	7
1996	Conway, Curtis	81	1,049	7
1995	Graham, Jeff	82	1,301	4
1994	Graham, Jeff	68	944	4
1993	Waddle, Tom	44	552	1
1992	Davis, Wendell	54	734	2
1991	Davis, Wendell	61	945	6
1990	Muster, Brad	47	452	0
1989	Anderson, Neal	50	434	4
1988	McKinnon, Dennis	45	704	3
1987	Anderson, Neal	47	467	3
1986	Gault, Willie	42	818	5
1985	Payton, Walter	49	483	2
1984	Payton, Walter	45	368	0
1983	Payton, Walter	53	607	2
1982	Suhey, Matt	36	333	0
1981	Payton, Walter	41	379	2
1980	Payton, Walter	46	367	1
1979	Williams, Dave	42	354	5
1978	Payton, Walter	50	480	0
1977	Scott, James	50	809	3
1976	Harper, Roland	29	291	1
1975	Rather, Bo	39	685	2
1974	Wade, Charlie	39	683	1
1973	Garrett, Carl	23	292	0
1972	Thomas, Earl	20	365	3
1971	Farmer, George	46	737	5
1970*	Gordon, Dick	71	1,026	13
1969	Wallace, Bob	47	553	5
1968	Gordon, Dick	29	477	4

Year	Player	No	Yards	TD
1967	Gordon, Dick	31	534	5
1966	Sayers, Gale	34	447	2
1965	Morris, Johnny	53	846	4
1964*	Morris, Johnny	93	1,200	10
1963	Ditka, Mike	59	794	8
1962	Ditka, Mike	58	904	5
	Morris, Johnny	58	889	5
1961	Ditka, Mike	56	1,076	12
1960	Dewveall, Willard	43	804	5
1959	Dooley, Jim	41	580	3
1958	McColl, Bill	35	517	8
1957	Dooley, Jim	37	530	1
1956	Hill, Harlon	47	1,128	11
1955	Hill, Harlon	42	789	9
1954	Hill, Harlon	45	1,124	12
1953	Dooley, Jim	53	841	4
1952	Schroeder, Gene	39	660	6
1951	Hoffman, John	28	394	2
1950	Keane, Jim	36	433	0
1949	Keane, Jim	47	696	6
1948	Keane, Jim	30	414	3
1947*	Keane, Jim	64	910	10
1946	Kavanaugh, Ken	18	337	5
1945	Wilson, George	28	259	3
1944	Wilson, George	24	265	4
1943	Clark, Harry	23	535	7
1942	McLean, Ray	19	571	8
1941	Plasman, Dick	14	283	0
1940	Kavanaugh, Ken	12	276	3
1939	Plasman, Dick	19	403	3
1938	Karr, Bill	14	253	4
1937	McDonald, Lester	11	179	4
1936	Hewitt, Bill	15	358	6
1935	Johnsos, Luke	19	298	4
1934	Hewitt, Bill	10	151	5
1933	Hewitt, Bill	16	273	2
1932	Johnsos, Luke	24	321	2

*Led NFL

CONTRACT EXPIRATION

- 2004** — M. Brown, Davis, Edwards, Gandy, Howard, McCoo, McMillon, Merritt, Pritchett, Robertson, Sauter, Setzer, Shelton, Tafoya, Traylor, Villarrial, Washington, White
- 2005** — Abdullah, A. Brown, Cerqua, Chandler, Daniels, Demaree, Elliott, Fletcher, Foreman, Gaines, Gibson, Gilmore, Gray, Grice, Grzeskowiak, Hicks, R. Johnson, Joyce, Knight, Lyman, Metcalf, Peterson, Shepherd, Stamper, Stewart, Thomas, Thurmon, Warner, Williams
- 2006** — Barnard, Benford, Caldwell, Curry, Dach, Goss, Holdman, Hushes, Loughheed, Mannelly, Maynard, Odum, Schumacher, Terrell, Thornton, Vincent, Walls, Wingfield, Worrell
- 2007** — Boone, Colombo, McQuarters, B. Robinson
- 2008** — Edinger, Kreuzt
- 2009** — Booker, Clark, Tucker
- 2012** — Urlacher

- Draftees Haynes, Grossman, Tillman, Briggs, T. Johnson, Scott, Wade, Gage, LaFavor, Forsey and Anderson were unsigned at press time.
- When a player is waived and re-signed to the practice squad, that contract expires after the 2003 (i.e., current) season.



Annual Punt Return Leaders

Year	Player	No	Yds	Avg	Year	Player	No	Yds	Avg
2002	Johnson, Leon	28	288	10.3	1970	Cole, Linzy	14	83	5.9
2001	Johnson, Leon	28	255	9.1	1969	Lyle, Garry	12	78	6.5
2000	Milburn, Glyn	35	300	8.6	1968	Turner, Cecil	9	19	2.1
1999	Milburn, Glyn	30	346	11.5	1967	Gordon, Dick	12	82	6.8
1998	Milburn, Glyn	25	291	11.6	1966	Arnett, Jon	15	58	3.9
1997	Hughes, Tyrone	36	258	7.2	1965	Sayers, Gale	16	238	14.9
1996	Ingram, Bobby	31	282	9.1	1964	Arnett, Jon	19	188	9.9
1995	Graham, Jeff	23	183	8.0	1963	Morris, Johnny	16	164	10.3
1994	Graham, Jeff	15	140	9.3	1962	Morris, Johnny	20	208	10.4
1993	Obee, Terry	35	289	8.3	1961	Morris, Johnny	23	155	6.7
1992	Woolford, Donnell	12	127	10.6	1960	Morris, Johnny	13	75	5.8
1991	Bailey, Johnny	36	281	7.8	1959*	Morris, Johnny	14	171	12.2
1990	Bailey, Johnny	36	399	11.1	1958	Morris, Johnny	14	96	6.9
1989	Green, Mark	16	141	8.8	1957	Drzewiecki, Ron	22	64	2.9
1988	McKinnon, Dennis	34	277	8.1	1956	Jeter, Perry	6	66	11.0
1987	McKinnon, Dennis	40	405	10.1		Smith, Ray	6	66	11.0
1986	Barnes, Lew	57	482	8.5	1955	Drzewiecki, Ron	20	100	5.0
1985	Taylor, Ken	25	198	7.9	1954	Stone, Billy	14	40	2.9
1984	Fisher, Jeff	58	492	8.5	1953	Macon, Ed	17	68	4.0
1983	McKinnon, Dennis	34	316	9.3	1952	White, Wilford	23	117	5.1
1982	Fisher, Jeff	9	65	7.2	1951	White, Wilford	14	131	9.4
1981	Fisher, Jeff	43	509	11.8	1950	McAfee, George	33	284	8.6
1980	Walterscheid, Lenny	33	239	7.2	1949	McAfee, George	24	279	11.6
1979	Schubert, Steve	25	238	9.5	1948*	McAfee, George	30	417	13.9
1978	Schubert, Steve	27	229	8.5	1947	McAfee, George	18	261	14.5
1977	Schubert, Steve	31	291	9.4	1946	Gallarneau, Hugh	10	99	9.9
1976	Livers, Virgil	28	205	7.3	1945	Margarita, Bob	7	66	9.4
1975	Livers, Virgil	42	456	10.9	1944	Grygo, Al	11	100	9.1
1974	Hill, Ike	33	183	5.5	1943	Clark, Harry	10	158	15.8
1973	Hill, Ike	36	204	5.7	1942	Gallarneau, Hugh	9	101	11.2
1972	Smith, Ron	26	163	6.3	1941	McAfee, George	5	158	31.6
1971	Smith, Ron	26	194	7.5					

COME-FROM-BEHIND WINS (Regular season only)

	Never		Largest Deficit			11+
	Wins	trailed	1-3	4-7	8-10	
1980	7	5			1	14 pts. at Det
1981	6	3	1	2		
1982	3	2				11 pts. vs. Det
1983	8	4	1	3		
1984	10	4	4	2		
1985	15	9	1	1	2	12 pts. vs. TB; 14 pts. at TB
1986	14	7	3	2	2	
1987	11	5	1	3		14 pts. vs. KC; 20 pts. at TB
1988	12	7	3	2		
1989	6	4	1	1		
1990	11	5	3	3		
1991	11	2	3	5	1	
1992	5	4		1		
1993	7	5		1		11 pts. at KC
1994	9	4	2	3		
1995	9	5	1	3		
1996	7	2	2	2		14 pts vs. Oak
1997	4	2		1		15 pts at Mia
1998	4	2		1		17 pts vs. Det
1999	6		4	1	1	
2000	5	3		1	1	
2001	13	7		3	1	19 pts. vs. SF; 14 pts. vs. Cle
2002	4	1		1	2	

History

Annual Leaders



Annual Kickoff Return Leaders

Year	Player	No	Yds	Avg	Year	Player	No	Yds	Avg
2002	Merritt, Ahmad	45	1,029	22.9	1970	Turner, Cecil	23	752	32.7
2001	Denson, Autry	23	534	23.2	1969	Sayers, Gale	14	339	24.2
2000	Milburn, Glyn	63	1,468	23.3	1968	Turner, Cecil	20	363	18.2
1999	Milburn, Glyn	61	1,426	23.4	1967	Sayers, Gale	16	603	37.7
1998	Milburn, Glyn	62	1,550	25.0	1966*	Sayers, Gale	23	718	31.2
1997	Hughes, Tyrone	43	1,008	23.4	1965	Sayers, Gale	21	660	31.4
1996	Jackson, Jack	27	619	22.9	1964	Martin, Billy	24	534	22.3
1995	Lewis, Nate	42	904	21.5	1963	Bull, Ronnie	7	105	15.0
1994	Lewis, Nate	35	874	25.0	1962	Martin, Billy	25	515	20.6
1993	Conway, Curtis	21	450	21.4	1961	Bivins, Charles	25	669	26.7
1992	Lewis, Darren	23	511	22.2	1960	Galimore, Willie	12	292	24.3
1991	Bailey, Johnny	16	311	19.4	1959	Morris, Johnny	17	438	25.8
1990	Bailey, Johnny	23	363	15.8	1958	Morris, Johnny	16	399	24.9
1989	Gentry, Dennis	28	667	23.8	1957	Drzewiecki, Ron	13	315	24.2
1988	Gentry, Dennis	27	578	21.4	1956	Bingham, Don	17	444	26.1
1987	Gentry, Dennis	25	621	24.8	1955	Drzewiecki, Ron	25	591	23.6
1986*	Gentry, Dennis	20	576	28.8	1954	Jagade, Chick	11	195	17.7
1985	Gault, Willie	22	577	26.2	1953	Macon, Ed	13	373	28.7
1984	Cameron, Jack	26	485	18.7	1952	Macon, Ed	9	299	33.2
1983	Gault, Willie	13	276	21.2	1951	Morrison, Fred	13	353	27.2
1982	Watts, Rickey	14	330	23.6	1950	Hunsinger, Chuck	23	343	14.9
1981	Williams, Dave	23	486	21.1	1949	Dreyer, Fred	13	338	26.0
1980	Williams, Dave	27	666	24.7	1948	Minini, Frank	12	370	30.8
1979	Walterscheid, Lenny	19	427	22.5	1947	Minini, Frank	11	261	23.7
1978	Baschnagel, Brian	20	455	22.8	1946	Osmanski, Brian	8	203	25.4
1977	Baschnagel, Brian	23	557	24.2	1945	Margarita, Bob	10	155	15.5
1976	Baschnagel, Brian	29	754	26.0	1944	Margarita, Bob	12	279	23.3
1975*	Payton, Walter	14	444	31.7	1943	Clark, Harry	13	326	25.1
1974	Grandberry, Ken	22	568	25.8	1942	Gallarneau, Hugh	6	151	25.2
1973*	Garrett, Carl	16	486	30.4	1941	McAfee, George	7	223	31.9
1972*	Smith, Ron	30	924	30.8					
1971	Smith, Ron	26	671	25.8					

*Led NFL

BLOWN LEADS

(Regular season only)

	Losses	Never Led	Largest Lead:				11+
			1-3	4-7	8-10	11+	
1980	9	4	3	1	1		
1981	10	6	3	1			
1982	6	4		1		17 at TB	
1983	8	6		2			
1984	6		2	3	1		
1985	1	1					
1986	2	1		1			
1987	4	2				14 vs. NO; 14 at Den	
1988	4	3	1				
1989	10	5	3	1	1		
1990	5	2	1	1	1		
1991	5	3		1	1		
1992	11	6	1	2		14 vs. Cin; 20 at Min	
1993	9	4	2	2	1		
1994	7	4	2		1		
1995	7	3		4			
1996	9	2	2	4	1		
1997	12	4	2	4	1	14 at Det	
1998	12	3	1	5	1	11 vs. Min; 15 at TB	
1999	10	5	2	1	1	13 vs. Sea	
2000	11	8		3			
2001	3	1	1	1			
2002	12	6		3		20 vs. NO; 21 vs. NE; 11 at GB	



Annual Interception Leaders

Year	Player	No	Yards	Year	Player	No	Yards
2002	Brown, Mike	3	16	1969	Taylor, Joe	3	37
2001	Brown, Mike	5	81		Daniels, Dick	3	37
2000	Parrish, Tony	3	81		Youngblood, George	3	22
1999	Hudson, Chris	3	28	1968	McRae, Bennie	4	41
1998	Harris, Walt	4	41	1967	McRae, Bennie	5	94
1997	Harris, Walt	5	30		Petitbon, Richie	5	93
1996	Woolford, Donnell	6	37		Taylor, Roosevelt	5	19
1995	Woolford, Donnell	4	21	1966	Petitbon, Richie	4	34
1994	Woolford, Donnell	5	30	1965	Butkus, Dick	5	84
1993	Carrier, Mark	4	94	1964	Caroline, JC	2	84
	Jones, Dante	4	52		Whitsell, Dave	2	57
1992	Woolford, Donnell	7	67		Taylor, Roosevelt	2	45
1991	Stinson, Lemuel	4	69		McRae, Bennie	2	44
1990*	Carrier, Mark	10	39		George, Bill	2	28
1989	Stinson, Lemuel	4	59	1963*	Taylor, Roosevelt	9	172
1988	Jackson, Vestee	8	94	1962	Petitbon, Richie	6	212
1987	Duerson, Dave	3	0	1961	Whitsell, Dave	6	123
1986	Richardson, Mike	7	69	1960	Caroline, JC	3	31
1985	Frazier, Leslie	6	119	1959	Barnes, Erich	5	67
1984	Fencik, Gary	5	102	1958	Sumner, Charles	6	67
1983	Frazier, Leslie	7	135	1957	Johnson, Jack	4	36
1982	Schmidt, Terry	4	39	1956	Caroline, JC	6	182
1981	Fencik, Gary	6	121	1955	Sumner, Charles	7	162
1980	Walterscheid, Lenny	4	84	1954	Whitman, SJ	5	117
1979	Schmidt, Terry	6	44	1953	Kindt, Don	6	172
	Fencik, Gary	6	31	1952	Dooley, Jim	5	30
1978	Fencik, Gary	4	77	1951	Schroeder, Gene	5	62
1977	Ellis, Allan	6	23	1950	Davis, Harper	5	59
1976	Brupbacher, Ross	7	49	1949	McAfee, George	6	76
1975	Clemons, Craig	2	109	1948	Lujack, Johnny	8	131
	Plank, Doug	2	50	1947	Mullins, Noah	6	113
	Livers, Virgil	2	40	1946	Farris, Tom	4	43
	Ellis, Allan	2	4	1945	Margarita, Bob	6	79
1974	Clemons, Craig	4	84	1944	Grygo, Al	4	79
1973	Lyle, Garry	5	62	1943	Clark, Harry	5	32
1972	Ford, Charlie	7	104	1942*	Turner, Clyde	8	96
1971	Ford, Charlie	5	46	1941	McAfee, George	6	78
1970	Buffone, Doug	4	33	1940	Clark, Harry	4	62
					Famiglietti, Gary	4	18
					McAfee, George	4	50

*Led NFL

THANKSGIVING DAY GAMES

Overall: 16-13-2 — vs. Detroit: 8-7-0 — vs. Dallas: 0-2-0 — vs. Chi Cards: 7-3-2

11-25-20	STALEYS 6	Chi. Tigers 0	11-26-36	Lions 13	BEARS 7
11-24-21*	Buf. All-Americans 7	STALEYS 6	11-25-37	BEARS 13	Lions 0
11-30-22	Cardinals 6	BEARS 0	11-24-38	Lions 14	BEARS 7
11-29-23*	BEARS 3	Cardinals 0	11-24-47	BEARS 34	Lions 14
11-27-24	BEARS 21	Cardinals 0	11-24-49	BEARS 28	Lions 7
11-26-25*	Bears - Cardinals (0-0 Tie)		11-27-52	Texans 27	BEARS 23
11-25-26*	Bears - Cardinals (0-0 Tie)		11-26-64	BEARS 27	Lions 24
11-24-27*	Cardinals 3	BEARS 0	11-24-77	BEARS 31	Lions 14
11-29-28*	BEARS 34	Cardinals 0	11-22-79	Lions 20	BEARS 9
11-28-29	Cardinals 40	BEARS 6	11-27-80	BEARS 23	Lions 17 (OT)
11-27-30*	BEARS 6	Cardinals 0	11-26-81	Cowboys 10	BEARS 9
11-26-31*	BEARS 18	Cardinals 7	11-28-91	Lions 16	BEARS 6
11-24-32*	BEARS 34	Cardinals 0	11-25-93	BEARS 10	Lions 6
11-30-33*	BEARS 22	Cardinals 6	11-27-97	Lions 55	BEARS 20
11-29-34	BEARS 19	Lions 16	11-25-99	Lions 21	BEARS 17
11-28-35	Lions 14	BEARS 2			

* Indicates home game

History

Annual Leaders



Annual Punting Leaders

Year	Player	No	Avg	Year	Player	No	Avg
2002	Maynard, Brad	87	42.3	1969	Green, Bobby Joe	76	39.0
2001	Maynard, Brad	87	42.6	1968	Green, Bobby Joe	27	42.3
2000	Aguiar, Louie	52	38.8	1967	Green, Bobby Joe	79	42.9
1999	Sauerbrun, Todd	85	40.9	1966	Green, Bobby Joe	80	41.9
1998	Horan, Mike	64	41.3	1965	Green, Bobby Joe	58	42.7
1997	Sauerbrun, Todd	95	43.5	1964	Green, Bobby Joe	71	44.5
1996	Sauerbrun, Todd	78	44.8	1963	Green, Bobby Joe	64	46.5
1995	Sauerbrun, Todd	55	37.8	1962	Green, Bobby Joe	69	43.7
1994	Gardocki, Chris	76	37.8	1961	Brown, Ed	59	42.2
1993	Gardocki, Chris	80	38.5	1960	Brown, Ed	56	39.8
1992	Gardocki, Chris	79	42.9	1959	Brown, Ed	64	41.2
1991	Buford, Maury	69	40.8	1958	Brown, Ed	27	42.2
1990	Buford, Maury	76	40.4	1957	Brown, Ed	34	40.1
1989	Buford, Maury	72	39.5	1956	Brown, Ed	42	39.1
1988	Wagner, Bryan	79	41.5	1955	Brown, Ed	44	40.1
1987	Wagner, Bryan	36	40.6	1954	Bratkowski, Zeke	39	41.0
1986	Buford, Maury	69	41.3	1953	Morrison, Fred	65	42.6
1985	Buford, Maury	68	42.2	1952	Morrison, Fred	64	42.3
1984	Finzer, Dave	83	40.1	1951	Morrison, Fred	57	39.0
1983	Parsons, Bob	79	36.9	1950*	Morrison, Fred	57	43.3
1982	Parsons, Bob	58	41.3	1949*	Gulyanics, George	29	47.2
1981	Parsons, Bob	114	39.7	1948	Gulyanics, George	55	44.2
1980	Parsons, Bob	79	40.6	1947*	Gulyanics, George	23	44.8
1979	Parsons, Bob	92	37.9	1946	Luckman, Sid	33	37.4
1978	Parsons, Bob	96	37.0	1945	Luckman, Sid	36	37.4
1977	Parsons, Bob	80	40.4	1944	McEnulty, Doug	25	39.8
1976	Parsons, Bob	99	37.6	1943	Luckman, Sid	34	35.9
1975	Parsons, Bob	93	39.0	1942	Luckman, Sid	24	40.6
1974	Parsons, Bob	90	37.8	1941	Luckman, Sid	13	41.1
1973	Green, Bobby Joe	82	40.5	1940	Luckman, Sid	27	42.5
1972	Green, Bobby Joe	67	41.2	1939	Luckman, Sid	27	43.3
1971	Green, Bobby Joe	77	40.1				
1970	Green, Bobby Joe	83	40.9				

*Led NFL



Annual Sack Leaders

Year	Player	No	Yards	Year	Player	No	Yards
2001	Colvin, Rosevelt	10.5	71.0	1986	Dent, Richard	11.5	87.0
2001	Colvin, Rosevelt	10.5	64.0	1985*	Dent, Richard	17.0	133.5
2000	Urlacher, Brian	8.0	49.0	1984	Dent, Richard	17.5	140.5
1999	Simmons, Clyde	7.0	49.0	1983	Hartenstine, Mike	12.0	91.5
1998	Flanigan, Jim	8.5	55.0	1982	Hampton, Dan	7.0	57.0
1997	Flanigan, Jim	6.0	51.0	1981	Page, Alan	9.0	84.0
	Minter, Barry	6.0	35.0		Hampton, Dan	9.0	77.0
1996	Spellman, Alonzo	8.0	67.0	1980	Hampton, Dan	11.5	108.5
1995	Flanigan, Jim	11.0	75.0	1979	Osborne, Jim	10.5	79.0
1994	Armstrong, Trace	7.5	52.0	1978	Page, Alan	11.5	94.0
1993	Dent, Richard	13.5	90.0	1977	Rydalch, Ron	9.5	81.0
1992	McMichael, Steve	10.5	66.5	1976	Osborne, Jim	15.0	129.0
1991	Dent, Richard	10.5	72.0	1975	Chambers, Wally	14.0	105.0
1990	Dent, Richard	12.0	101.0	1974	Chambers, Wally	6.0	53.0
1989	Dent, Richard	9.0	64.0	1973	Osborne, Jim	10.0	92.0
1988	McMichael, Steve	11.5	95.0	1972	Osborne, Jim	5.0	N/A
1987	Dent, Richard	12.5	94.0	1971	Holman, Willie	9.0	N/A
				1970	Holman, Willie	12.0	N/A

*Led NFL

100-Yard Rushing Games

11/20/77	Payton, vs. MinW.....	40-275	12/17/95	Salaam, vs. TBW.....	27-134
10/30/77	Payton, at GB.....W.....	23-205	9/16/79	Payton, at Dal.....L.....	22-134
11/3/68	Sayers, at GB.....W.....	24-205	12/21/75	Payton, at NO.....W.....	25-134
12/18/66	Sayers, vs. MinW.....	17-197	10/6/80	Payton, vs. TB.....W.....	28-133
11/3/85	Payton, at GB.....W.....	28-192	11/17/85	Payton, at Dal.....W.....	22-132
11/13/77	Payton, vs. KC.....W.....	33-192	10/13/85	Payton, at SF.....W.....	24-132
12/16/56	Casares, vs. Det.....W.....	17-190	11/4/56	Casares, at Rams.....W.....	25-132
10/21/01	Thomas, at Cin.....W.....	22-188	10/7/34	Feathers, at Brk.....W.....	14-132
9/14/80	Payton, vs. NO.....W.....	18-183	11/13/83	Payton, vs. Phil.....W.....	23-131
12/5/76	Payton, at Sea.....W.....	27-183	12/10/67	Sayers, vs. Min.....T.....	20-131
9/9/79	Payton, vs. MinW.....	23-182	12/20/80	Payton, at TB.....W.....	29-130
9/16/62	Galimore, at SF.....W.....	22-181	12/7/80	Payton, vs. GB.....W.....	22-130
9/9/84	Payton, vs. Den.....W.....	20-179	12/3/44	Margarita, at Pit-Cards.....W.....	9-129
11/26/81	Payton, at Dal.....L.....	38-179	10/28/01	Thomas, vs. SF.....W.....	18-127
9/14/86	Payton, vs. Phil.....W+	33-176	11/12/78	Payton, at Min.....W.....	23-127
12/9/84	Payton, vs. GB.....L.....	35-175	12/17/72	Douglass, at Oak.....L.....	14-127
12/16/01	Thomas, vs. TB.....W.....	31-173	11/20/94	Tillman, vs. Det.....W.....	32-126
11/27/66	Sayers, vs. Atl.....W.....	19-172	10/10/77	Payton, vs. Rams.....W.....	24-126
12/20/98	Allen, vs. Ball.....W.....	22-163	11/30/69	Sayers, vs. Clev.....L.....	20-126
12/11/77	Payton, vs. GB.....W.....	32-163	9/2/79	Payton, vs. GB.....W.....	36-125
10/29/78	Payton, vs. Det.....L.....	23-162	11/6/66	Sayers, vs. Det.....T.....	21-124
9/18/83	Payton, at NO.....L+	28-161	10/21/56	Casares, vs. Balt.....W.....	22-124
1/6/02	Thomas, vs. Jax.....W.....	33-160	11/26/33	Nagurski, vs. Port.....W.....	18-124
9/18/77	Payton, vs. Det.....W.....	23-160	9/4/88	Anderson, vs. Mia.....W.....	24-123
12/16/79	Payton, vs. StL.....W.....	33-157	11/27/80	Payton, at Det.....W+	18-123
10/16/78	Payton, at Den.....L.....	22-157	10/1/78	Payton, vs. Oak.....L+	27-123
9/30/84	Payton, vs. Dal.....L.....	25-155	11/26/00	Allen, at NYJ.....L.....	25-122
10/7/79	Payton, at Buf.....W.....	39-155	9/1/97	Harris, at GB.....L.....	13-122
10/28/34	Feathers, vs. GB.....W.....	15-155	11/24/96	Harris, vs. Det.....W.....	27-122
10/7/84	Payton, vs. NO.....W.....	32-154	12/24/95	Salaam, vs. Phil.....W.....	30-122
10/20/57	Galimore, vs. Rams.....W.....	24-153	12/19/88	Anderson, at Min.....L.....	22-122
12/18/83	Payton, vs. GB.....W.....	30-148	10/16/77	Payton, at Min.....L+	24-122
9/19/76	Payton, at SF.....W.....	28-148	12/2/85	Payton, at Mia.....L.....	23-121
9/10/89	Anderson, vs. Cin.....W.....	21-146	12/16/62	Marconi, vs. Det.....W.....	13-121
10/17/76	Payton, at Rams.....L.....	27-145	10/5/52	Dottley, at Chi.....L.....	24-121
11/26/78	Harper, vs. TB.....W.....	25-144	9/17/50	Gulyanics, vs. Rams.....W.....	26-121
10/29/44	Grygo, vs. CRams.....W.....	13-144	9/28/97	Harris, at Dal.....L.....	29-120
10/27/68	Sayers, vs. MinW.....	18-143	9/8/85	Payton, vs. TB.....W.....	17-120
10/15/67	Sayers, vs. Det.....W.....	22-142	12/17/67	Sayers, at Atl.....W.....	19-120
10/7/90	Anderson, vs. GB.....W.....	21-141	12/17/89	Anderson, vs. GB.....L.....	12-119
10/10/76	Payton, at Min.....L.....	19-141	11/12/50	Hunsinger, vs. Yanks.....W.....	14-119
10/2/39	Maniaci, at Pit.....W.....	12-141	10/15/39	Osmanski, vs. Chi.....W.....	15-119
10/2/77	Payton, vs. NO.....L.....	19-140	11/3/96	Harris, vs. TB.....W.....	19-118
9/30/34	Feathers, at Reds.....W.....	2-140	10/27/85	Payton, vs. MinW.....	19-118
11/27/88	Anderson, vs. GB.....W.....	17-139	12/5/65	Sayers, at Balt.....W.....	16-118
11/9/86	Payton, at TB.....W.....	20-139	9/20/87	Anderson, vs. TB.....W.....	16-117
10/7/56	Casares, at GB.....W.....	24-139	11/25/84	Payton, at Min.....W.....	23-117
11/24/77	Payton, at Det.....W.....	20-137	10/15/72	Douglass, at Clev.....W.....	11-117
10/9/55	Hoffman, vs. SF.....L.....	18-135	11/26/67	Sayers, vs. GB.....L.....	18-117

History

100-Yard Rushing Games

12/9/56	Casares, vs. Chi.....W.....	25-117	12/8/85	Payton, vs. Ind.....W.....	26-111
11/18/51	Dottley, vs. GB.....W.....	17-117	11/4/84	Payton, vs. Raid.....W.....	27-111
11/23/97	Harris, vs. TB.....W.....	33-116	10/21/79	Payton, at Min.....L.....	23-111
9/24/89	Anderson, at Det.....W.....	16-116	11/22/59	Casares, at Det.....W.....	21-111
9/23/84	Payton, at Sea.....L.....	24-116	11/12/39	Osmanski, at Det.....W.....	18-111
11/2/69	Sayers, at Min.....L.....	20-116	9/16/84	Payton, at GB.....W.....	27-110
11/24/57	Casares, at Det.....W.....	28-116	11/28/76	Payton, at GB.....W.....	27-110
11/4/45	Margarita, vs. GB.....W.....	16-116	10/19/75	Adamle, at Pit.....L.....	17-110
12/8/96	Salaam, vs. StL.....W.....	19-115	10/22/95	Salaam, vs. Hou.....W.....	29-109
12/9/79	Payton, at GB.....W.....	25-115	1/2/83	Payton, at TB.....L+.....	26-109
11/6/55	Watkins, vs. GB.....W.....	14-115	11/5/78	Payton, vs. Sea.....L.....	18-109
11/6/55	Casares, vs. GB.....W.....	16-115	11/14/76	Payton, vs. GB.....W.....	18-109
10/16/60	Morris, vs. SF.....W.....	7-114	10/26/69	Sayers, vs. Rams.....L.....	15-109
10/21/34	Feathers, vs. Reds.....W.....	7-114	10/5/86	Payton, vs. Min.....W.....	26-108
9/7/86	Payton, vs. Clev.....W.....	22-113	9/29/68	Sayers, at Min.....W.....	16-108
11/4/79	Payton, vs. Det.....W.....	22-113	11/11/56	Hoffman, vs. GB.....W.....	18-108
9/17/72	Harrison, vs. Atl.....L.....	20-113	10/28/56	Jeter, at SF.....W.....	16-108
12/12/65	Sayers, vs. SF.....W.....	9-113	11/25/01	Allen, at Min.....W.....	27-107
11/28/65	Sayers, vs. NYG.....W.....	13-113	11/10/85	Payton, vs. Det.....W.....	26-107
11/9/58	Casares, at GB.....W.....	15-113	10/25/81	Payton, vs. SD.....W+.....	36-107
11/2/58	Casares, at Rams.....L.....	23-113	11/9/80	Payton, vs. Wash.....W.....	17-107
11/10/96	Harris, at Den.....L.....	23-112	10/27/97	Harris, at Mia.....W.....	25-106
10/21/85	Payton, vs. GB.....W.....	25-112	9/8/96	Green, at Wash.....L.....	20-106
11/20/83	Suhey, at TB.....W.....	19-112	11/20/83	Payton, at TB.....W.....	22-106
12/6/81	Payton, vs. Min.....W.....	33-112	10/9/66	Sayers, vs. Balt.....W.....	18-106
12/1/68	Piccolo, at NO.....W.....	21-112	10/8/95	Salaam, vs. Car.....W.....	28-105
11/9/69	Sayers, vs. Pit.....W.....	28-112	12/10/95	Salaam, at Cin.....L.....	22-105
10/14/56	Casares, vs. SF.....W.....	21-112	9/25/88	Anderson, at GB.....W.....	20-105
10/21/51	Dottley, vs. SF.....W.....	16-112	11/15/81	Payton, at GB.....L.....	22-105
9/22/02	Thomas, vs. NO.....L.....	27-111	11/26/78	Payton, vs. TB.....W.....	27-105
11/18/90	Anderson, at Den.....W+.....	28-111			

(Continued next page)

40 RUSHES vs. 40 PASSES

Over the past 20 seasons when the Bears have rushed 40 or more times in a single game they have a **57-2 record**. Chicago has won 41 straight 40-rush games dating back to 1984 but failed to record one game of 40+ rushes in 2002. The last time the Bears rushed 40 or more times in a game was during the 2001 season, defeating Tampa Bay 27-3 running for 207 yards on 40 carries and in the season finale against Jacksonville when the Bears rushed 40 times for 169 yards in a 33-13 win.

During the same 20-season period, the Bears are 11-33 when throwing 40 or more passes in one game. Last season, the Bears threw 40 or more passes in three games, posting a 1-2 record, dropping a 29-23 decision to New Orleans (40 attempts) and a 34-21 setback to Green Bay (50) while defeating Detroit 20-17 in overtime (51). The Bears cracked the 40-attempt barrier in three games in 2000 with an 0-3 record and 10 of 16 games in 1999, going 3-7 in the process. The team finished with an 0-2 record in 1998 when throwing 40 times, had a 1-4 record in 1997 and was 0-4 in '96.

100-Yard Rushing Games

11/16/75	Payton, at SF.....L.....	23-105	9/9/90	Anderson, vs. Sea.....W.....	20-101
10/6/68	Sayers, at Balt.....L.....	15-105	12/11/83	Suhey, at Min.....W.....	17-101
9/15/68	Sayers, vs. Wash.....L.....	15-105	10/19/80	Payton, vs. Det.....W.....	27-101
10/28/51	Dottley, at Det.....W.....	17-105	9/3/78	Payton, vs. StL.....W.....	26-101
11/25/45	McAfee, vs. Pit.....W.....	5-105	12/4/77	Payton, at TB.....W.....	33-101
9/26/93	Anderson, vs. TB.....W.....	28-104	10/21/74	Garrett, vs. GB.....W.....	23-101
12/26/82	Payton, at Rams.....W.....	20-104	11/29/42	Famiglietti, vs. CRams W.....	12-101
10/3/76	Payton, vs. Wash.....W.....	18-104	10/10/34	Feathers, at Pit.....W.....	8-101
11/18/56	Casares, vs. Rams...W.....	27-104	10/9/94	Tillman, vs. NO.....W.....	23-100
9/4/83	Payton, vs. Atl.....L.....	20-103	12/16/90	Anderson, at Det.....L.....	22-100
10/23/72	Harrison, vs. Min.....W.....	31-103	11/19/89	Anderson, vs. TB.....L.....	15-100
11/10/85	Suhey, vs. Det.....W.....	16-102	10/14/84	Payton, at StL.....L.....	23-100
11/24/85	Payton, vs. Atl.....W.....	20-102	11/4/73	Douglass, at GB.....W.....	19-100
10/9/83	Payton, vs. Min.....L.....	20-102	11/20/49	Hoffman, at Wash.....W.....	15-100
10/12/80	Payton, at Min.....L.....	23-102			
12/7/58	Casares, vs. Chi.....W.....	22-102			
10/22/39	Maniaci, at NYG.....L.....	15-102			
10/12/97	Harris, vs. GB.....L.....	27-101			
11/17/91	Muster, at Ind.....W.....	15-101			

191 rushers in 188 games*

10 games have gone into overtime; two have ended in a tie (before OT was adopted).

TOTAL: 137-49-2 (.734)

At home: 87-19-2 (.815)

On the road: 50-30 (.625)

TWO 100-YARD RUSHERS:

11/6/55 vs. GB — Casares, Watkins

11/26/78 vs. TB — Payton, Harper

11/20/83 at TB — Payton, Suhey

11/10/85 vs. Det — Payton, Suhey

BY MONTH:*

September 22-11-0 (.667)

October 40-18-0 (.690)

November 45-13-1 (.771)

December 29-6-1 (.819)

January 1-1-0 (.500)

100-YARD PLAYOFF GAMES:

119 — McAfee, vs. GB, 12/14/41

109 — Osmanski, at Wash, 12/8/40

104 — Payton, at Wash, 12/30/84

102 — Anderson, vs. NO, 1/6/91

ON THE ROAD:* (five games min.)

at Detroit 8-0

at Green Bay 10-2

at Minnesota 4-8

at Tampa Bay 4-1

at San Francisco 4-1

*Does not include post-season

BY RUSHER:*

Adamle, Mike 1-0

Allen, James 2-1

Anderson, Neal 10-4

Casares, Rick 12-1

Dottley, John 3-1

Douglass, Bobby 2-1

Famiglietti, Gary 1-0

Feathers, Beattie 5-0

Galimore, Willie 2-0

Garrett, Carl 1-0

Green, Robert 0-1

Grygo, Al 1-0

Gulyanics, George 1-0

Harper, Roland 1-0

Harris, Raymond 4-4

Harrison, Jim 1-1

Hoffman, John 2-1

Hunsinger, Chuck 1-0

Jeter, Perry 1-1

Maniaci, Joe 1-0

Marconi, Joe 1-0

Margarita, Bob 2-0

McAfee, George 1-0

Morris, Johnny 1-0

Muster, Brad 1-0

Nagurski, Bronko 1-0

Osmanski, Bill 2-0

Payton, Walter 53-24

Piccolo, Brian 1-0

Salaam, Rashaan 5-1

Sayers, Gale 12-6-2

Suhey, Matt 3-0

Thomas, Anthony 4-1

Tillman, Lewis 2-0

Watkins, Bobby 1-0

BY TEAM:*

Arizona Cardinals 0-0

St. Louis Cardinals 2-1

Chicago Cardinals 3-1

Pittsburgh-Chi. Cards 1-0

Atlanta Falcons 3-2

Baltimore Ravens 1-0

Brooklyn Dodgers 1-0

Buffalo Bills 1-0

Carolina Panthers 1-0

Cincinnati Bengals 2-1

Cincinnati Reds 2-0

Cleveland Browns 2-1

Dallas Cowboys 1-4

Denver Broncos 2-2

Detroit Lions 17-1-1

Portsmouth Spartans 1-0

Green Bay Packers 24-6

Houston Oilers 1-0

Indianapolis Colts 2-0

Baltimore Colts 3-1

Jacksonville Jaguars 1-0

Kansas City Chiefs 1-0

Miami Dolphins 2-1

Minnesota Vikings 12-8-1

New Orleans Saints 5-3

New York Giants 1-1

New York Jets 0-1

New York Yanks 1-0

Oakland Raiders 0-2

LA Raiders 1-0

Philadelphia Eagles 3-0

Pittsburgh Steelers 3-1

Pittsburgh Pirates 1-0

St. Louis Rams 1-0

Los Angeles Rams 6-3

Cleveland Rams 2-0

San Diego Chargers 1-0

San Francisco 49ers 9-2

Seattle Seahawks 2-2

Tampa Bay Buccaneers 13-2

Washington Redskins 2-3

History

100-Yard Receiving Games

10/31/54	Hill, at SF.....W.....	7-214
11/18/62	J. Morris, at Dal.....W.....	10-201
9/8/02	Booker, vs. Min.....W.....	8-198
10/21/56	Hill, vs. Balt.....W.....	9-198
11/25/56	Hill, at NYG.....T.....	7-195
10/23/49	Keane, at NYG.....L.....	14-193
11/12/61	Ditka, vs. GB.....L.....	9-190
11/8/64	J. Morris, vs. Balt.....L.....	10-183
11/19/67	Gordon, vs. StL.....W.....	4-178
10/29/50	Kavanaugh, at NYG.....L.....	8-177
10/19/81	M. Anderson, at Det.....L.....	6-176
9/28/86	Gault, at Cin.....W.....	7-174
12/11/49	Hoffman, vs. Chi.....W.....	8-174
12/15/63	J. Morris, at Det.....W.....	8-171
12/19/99	Robinson, vs. Det.....W.....	11-170
10/25/64	Ditka, at Wash.....L.....	13-168
11/18/01	Booker, at TB.....W.....	7-165
11/27/97	Proehl, at Det.....L.....	4-164
10/25/53	Dooley, at Rams.....L.....	6-164
11/20/60	Dewveall, vs. Det.....W.....	6-163
11/21/99	Robinson, at SD.....W.....	6-163
12/14/47	Keane, vs. Chi.....L.....	7-161
10/31/99	Robinson, at Wash.....L.....	9-161
11/15/70	Gordon, at GB.....L.....	5-158
11/24/02	Booker, vs. Det.....W.....	10-157
10/5/86	Ortego, vs. Min.....W.....	6-157
12/7/47	McAfee, vs. Rams.....L.....	9-157
12/9/62	Ditka, vs. Rams.....W.....	6-155
11/27/94	Graham, at Ariz.....W+.....	8-154
10/30/55	Hill, at Rams.....W.....	8-151
12/16/51	Schroeder, vs. Chi.....L.....	4-150
10/15/61	Galimore, vs. Balt.....W.....	7-149
9/12/94	Conway, at Phil.....L.....	7-148
11/23/52	Stone, vs. Det.....W.....	4-148
11/14/99	Robinson, vs. Min.....L.....	7-148
11/17/79	Watts, vs. Rams.....W.....	6-147

10/25/70	Farmer, vs. Det.....L.....	6-147
12/15/68	Gordon, vs. GB.....L.....	6-147
10/11/64	J. Morris, vs. Rams.....W.....	11-147
10/11/59	Hill, vs. Rams.....L.....	5-147
9/19/85	Gault, at Min.....W.....	6-146
11/24/63	Ditka, at Pit.....T.....	7-146
11/10/46	Kavanaugh, at Rams.....W.....	6-146
11/12/44	McLean, vs. Bos.....W.....	5-146
9/24/95	Graham, at StL Rams.....L.....	6-145
12/5/54	Dooley, at Chi.....W.....	5-144
10/10/54	Hill, vs. Balt.....W.....	3-144
10/12/47	Kavanaugh, vs. Phil.....W.....	2-144
12/26/99	Ingram, at StL.....L.....	13-143
10/11/98	Ingram, at Ariz.....L.....	5-142
10/10/77	Scott, vs. Rams.....W.....	2-142
12/13/70	Farmer, vs. GB.....W.....	9-142
10/28/56	Hill, at SF.....W.....	7-142
10/7/02	Booker, vs. GB.....L.....	12-141
10/29/72	Farmer, at StL.....W.....	5-141
10/13/46	McLean, vs. Rams.....T.....	6-141
12/6/98	Ingram, at Min.....L.....	9-140
10/4/81	Margerum, at Min.....L.....	10-140
10/19/80	Scott, vs. Det.....W.....	3-140
9/26/54	Hill, at Det.....L.....	4-140
10/10/71	Gordon, vs. NO.....W.....	8-139
11/18/45	Kavanaugh, vs. Det.....L.....	6-138
10/22/95	Graham, vs. Hou.....W.....	9-137
12/11/49	Kavanaugh, vs. Chi.....W.....	6-137
10/23/94	Graham, at Det.....L.....	7-136
12/23/91	Davis, at SF.....L.....	6-136
10/17/99	Robinson, vs. Phil.....L.....	4-136
9/20/64	J. Morris, at Min.....W.....	10-135
11/14/99	Booker, vs. Min.....L.....	7-134
11/16/87	Gault, at Den.....L.....	5-133
9/19/85	McKinnon, at Min.....W.....	4-133
11/18/62	Ditka, at Dal.....W.....	7-133
10/17/54	Dooley, vs. SF.....L.....	6-133

NFL EUROPE LEAGUE

The Bears allocated 13 players to squads in the NFL Europe League for the spring '03 campaign. Chicago's overseas assignees include Henry Burris (Berlin Thunder), Travis Coleman (Berlin Thunder), Curry Dawson (Berlin Thunder), **Bryan Fletcher** (Berlin Thunder), **Tyree Foreman** (Barcelona Dragons), **Teddy Gaines** (Rhein Fire), **Shane Grice** (Barcelona Dragons), **Jeff Grzeskowiak** (Scottish Claymores), **Maurice Hicks** (Scottish Claymores), Roshawn Matthews (Berlin Thunder), **Edell Shepherd** (Scottish Claymores), **Elijah Thurmon** (Berlin Thunder) and **Josh Warner** (Berlin Thunder). NFL teams receive roster exemptions by allocating players to the NFL-run league, and the Bears are therefore allowed to take more than the normal 80 players to training camp in the summer of 2003.

In the spring of 1998, wide receiver Marcus Robinson was honored as NFL Europe's Offensive MVP after leading the league in receiving with 811 yards on 39 receptions. His efforts helped the Rhein Fire capture the World Bowl Championship.

100-Yard Receiving Games

11/9/97	Proehl, at Min.....L.....	9-132	10/6/85	Moorehead, at TB.....W.....	8-114
10/14/62	Ditka, vs. SF.....L.....	8-132	10/13/74	Rather, at Atl.....L.....	6-114
9/25/83	Gault, at Balt.....L+.....	5-130	10/8/78	Scott, at GB.....L.....	9-113
9/23/61	Ditka, at Rams.....W.....	5-130	10/2/77	Rather, vs. NO.....L.....	6-113
12/4/83	Gault, at GB.....L.....	4-129	12/12/65	Jones, vs. SF.....W.....	3-113
10/1/50	Keane, at GB.....L.....	8-129	11/13/55	Hill, vs. Rams.....W.....	3-113
11/2/47	Kavanaugh, at Bos...W.....	8-129	10/3/43	Geyer, at Det.....W.....	3-113
12/19/71	Farmer, vs. Min.....L.....	7-128	9/29/74	Wade, at Min.....L.....	6-112
11/25/62	Coia, at Balt.....W.....	6-128	12/2/62	J. Morris, vs. NYG...L.....	6-112
10/16/49	Keane, vs. Phil.....W.....	8-127	12/8/96	Timpson, vs. STL.....W.....	6-111
10/1/00	Robinson, at GB.....W.....	2-126	10/13/96	Conway, at NO.....L.....	7-111
9/22/96	Conway, at Det.....L.....	8-126	11/5/95	Graham, vs. Pit.....L.....	5-111
11/12/95	Conway, at GB.....L.....	6-126	10/22/95	Conway, vs. Hou.....W.....	3-111
12/7/80	Watts, vs. GB.....W.....	4-126	11/3/57	Hill, at Rams.....W.....	4-111
10/4/42	McLean, at CRams...W.....	5-126	9/3/95	Conway, vs. Min.....W.....	5-110
9/22/63	Ditka, at Min.....W.....	8-124	10/15/89	Gentry, vs. Hou.....L.....	6-110
10/9/60	J. Morris, vs. Rams...W.....	3-124	10/13/63	Ditka, at Rams.....W.....	9-110
9/27/98	Ingram, vs. Min.....L.....	6-123	11/7/54	Hoffman, vs. GB.....W.....	9-110
12/7/75	Rather, vs. Det.....W.....	4-123	10/24/54	McColl, at Rams.....L.....	8-110
11/14/65	J. Morris, vs. STL.....W.....	5-123	11/19/39	Manske, vs. Phil.....W.....	2-110
11/19/61	J. Morris, at SF.....L.....	4-123	12/14/97	Conway, at STL.....W.....	7-109
11/23/58	McColl, at Det.....W.....	6-123	11/19/95	Graham, vs. Det.....L.....	5-109
10/14/62	J. Morris, vs. SF.....L.....	4-122	10/4/64	J. Morris, at SF.....L.....	7-109
10/19/47	Keane, vs. Det.....W.....	6-122	11/28/54	Hill, vs. Rams.....W.....	6-109
11/18/56	Hill, vs. Rams.....W.....	5-121	11/29/42	McLean, vs. CRams...W.....	4-109
11/11/56	Hill, vs. GB.....W.....	4-121	11/12/95	Graham, at GB.....L.....	7-108
11/21/99	Ingram, at SD.....W.....	8-121	12/6/69	Gordon, at SF.....L.....	10-108
12/22/96	Conway, at TB.....L.....	9-120	12/30/01	Bates, at Det.....W.....	4-107
10/8/61	Ditka, at Det.....W.....	5-120	9/3/95	Graham, vs. Min.....W.....	8-107
10/29/78	Payton, vs. Det.....L.....	7-119	9/28/81	Payton, vs. Rams....L.....	4-107
12/20/70	Gordon, at NO.....W.....	9-119	11/24/77	Payton, at Det.....W.....	4-107
12/13/53	Dooley, vs. Chi.....L.....	8-119	11/22/70	Gordon, vs. Buf.....W.....	6-107
11/16/97	Proehl, vs NYJ.....L.....	11-118	11/15/64	J. Morris, at Rams...W.....	9-107
11/29/42	Pool, vs. CRams....W.....	2-118	10/20/63	J. Morris, at SF.....L.....	6-107
12/5/54	Hill, at Chi.....W.....	6-117	10/22/61	Ditka, vs. SF.....W.....	4-107
11/14/54	Hill, vs. Clev.....L.....	3-117	9/25/55	Hill, at Balt.....L.....	5-107
12/13/53	Hensley, vs. Chi.....L.....	4-117	11/24/02 White, vs. Det.....W.....	8-106	
10/23/38	Manske, vs. CRams...L.....	6-117	10/4/98	Penn, vs. Det.....W.....	6-106
11/13/88	Gentry, at Wash.....W.....	5-116	11/22/92	Davis, vs. GB.....L.....	8-106
11/9/86	Gault, at TB.....W.....	4-116	10/6/91	R. Morris, vs. Wash...L.....	5-106
9/15/74	Wade, vs. Det.....W.....	2-116	12/19/88	McKinnon, at Min....L.....	4-106
9/25/65	J. Morris, at Rams...L.....	7-116	11/27/80	Scott, at Det.....W+.....	6-106
10/17/54	Hill, vs. SF.....L.....	4-116	12/5/76	Scott, at Sea.....W.....	3-106
12/30/01 Booker, at Det.....W.....	9-115		9/27/64	Ditka, at Balt.....L.....	6-106
12/7/97	Conway, vs. Buf.....W.....	7-115	9/28/52	Schroeder, at GB...W.....	7-106
9/11/83	Payton, vs. TB.....W.....	6-115	9/22/40	Swisher, at GB.....W.....	2-106
9/26/71	Gordon, at Min.....W.....	10-115	11/11/90	Davis, vs. Atl.....W.....	5-105
10/9/60	Dewveall, vs. Rams...W.....	6-115	10/22/78	Scott, at TB.....L.....	5-105
10/19/52	Schroeder, vs. SF.....L.....	4-115	12/3/67	Gordon, at SF.....W.....	7-105
11/20/49	Kavanaugh, at Wash.W.....	4-115	10/8/61	Farrington, at Det...W.....	2-105
12/5/37	McDonald, vs. Chi....W.....	6-115	11/29/59	Dewveall, at Chi.....W.....	3-105
10/7/01	Robinson, at Atl.....W.....	9-114			
10/18/92	Waddle, vs. TB.....W.....	3-114			

History

100-Yard Receiving Games

9/21/80	Watts, vs. Min	L	2-104
10/21/79	Baschnagel, at Min	L	4-104
10/3/65	Sayers, at GB	L	5-104
12/4/60	Coia, at GB	L	3-104
11/25/45	Margarita, vs. Pit	W	6-104
9/18/83	Gault, at NO	L+	4-103
12/16/79	Watts, vs. StL	W	6-103
11/9/47	Kavanaugh, vs. GB	W	4-103
10/3/99	Conway, vs. NO	W	8-103
12/17/95	Graham, vs. TB	W	5-102
9/23/91	Waddle, vs. NYJ	W+	8-102
11/8/87	N. Anderson, at GB	W	5-102
12/26/82	Payton, at Rams	W	5-102
12/17/61	Ditka, vs. Min	W	8-102
10/27/57	Hill, at SF	L	5-102

9/30/56	Hill, at Balt	L	4-102
10/26/47	Keane, at Wash	W	9-102
10/6/96	Conway, vs GB	L	9-101
12/11/60	Dooley, at Clev	L	7-101
12/10/00	Kennison, vs. NE	W	8-100
10/27/97	Conway, at Mia	W	6-100
11/29/92	Waddle, at Clev	L	4-100
12/6/69	Wallace, at SF	L	10-100
11/26/64	J. Morris, at Det	W	7-100
10/21/62	Ditka, vs. Balt	W	4-100
11/24/40	Kavanaugh, vs. CRams	W	3-100

200 receivers in 185 games*

Eight games have gone into overtime; three have ended in a tie (before OT was adopted).

TOTAL: 103-79-3 (.565)

At home: 56-32-1 (.635)

On the road: 47-47-2 (.500)

TWO 100-YARD RECEIVERS:

11/29/42	vs. ClevR	—	McLean, Pool
12/11/49	vs. Chi	—	Hoffman, Kavanaugh
12/13/53	vs. Chi	—	Dooley, Hensley
10/17/54	vs. SF	—	Dooley, Hill
12/5/54	at Chi	—	Dooley, Hill
10/9/60	vs. Rams	—	Dewveall, Morris
10/8/61	at Det	—	Ditka, Farrington
10/14/62	vs. SF	—	Ditka, Morris
11/18/62	at Dal	—	Ditka, Morris
12/6/69	at SF	—	Gordon, Wallace
9/19/85	at Min	—	Gault, McKinnon
9/3/95	vs. Min	—	Conway, Graham
10/22/95	vs. Hou	—	Conway, Graham
11/12/95	at GB	—	Conway, Graham
11/14/99	vs. Min	—	Booker, Robinson
11/21/99	at SD	—	Ingram, Robinson
12/30/01	at Det	—	Booker, Bates
11/24/02	vs. Det	—	Booker, White

BY MONTH:*

September	13-15-0 (.464)
October	31-33-1 (.485)
November	37-16-2 (.691)
December	22-15-0 (.595)

100-YARD PLAYOFF GAMES:

129	—	Gault, vs. NE, 1/26/86
122	—	Magnani, vs. Wash, 12/26/43
108	—	McKinnon, vs. Phil., 12/31/88
104	—	Waddle, vs. Dal., 12/29/91

*Does not include post-season

BY RECEIVER:*

Anderson, Marcus, WR	0-1
Anderson, Neal, RB	0-1
Baschnagel, Brian, WR	1-0
Bates, D'Wayne, WR	1-0
Booker, Marty, WR	4-2
Coia, Angelo, HB	1-1
Conway, Curtis, WR	6-6
Davis, Wendell, WR	1-2
Dewveall, Willard, E	3-0
Ditka, Mike, TE	9-4-1
Dooley, Jim, E	1-4
Ingram, Bobby, WR	1-4
Farmer, George, WR	2-2
Farrington, John, E	1-0
Galimore, Willie, HB	1-0
Gault, Willie, WR	3-4
Gentry, Dennis, WR	1-1
Geyer, Bill, HB	1-0
Gordon, Dick, WR	6-3
Graham, Jeff, WR	4-5
Hensley, Dick, E	0-1
Hill, Harlon, E	11-7-1
Hoffman, John, E	2-0
Jones, Jimmy, E	1-0
Kavanaugh, Ken, E	7-2
Keane, Jim, E	3-3
Kennison, Eddie, WR	1-0
Manske, Edgar "Eggs", E	1-1
Margarita, Bob, HB	1-0
Margerum, Ken, WR	0-1
McAfee, George, HB	0-1
McColl, Bill, E	1-1
McDonald, Lester, E	1-0
McKinnon, Dennis, WR	1-1
McLean, Ray, HB	3-0-1
Moorehead, Emery, TE	1-0
Morris, Johnny, WR	8-7
Morris, Ron, WR	0-1
Ortego, Keith, WR	1-0
Payton, Walter, RB	3-2
Penn, Chris WR	1-0
Pool, Hampton, E	1-0
Proehl, Ricky, WR	0-3
Rather, Bo, WR	1-2
Robinson, Marcus, WR	4-3
Sayers, Gale, RB	0-1
Schroeder, Gene, E	1-2
Scott, James, WR	4-2

Stone, Billy, HB	1-0
Swisher, Bob, HB	1-0
Timpson, Michael, WR	1-0
White, Dez, WR	1-0
Wade, Charles, WR	1-1
Wallace, Bob, E	1-1
Waddle, Tom, WR	2-0
Watts, Rickey, WR	3-1

BY TEAM:*

Arizona Cardinals	0-1
St. Louis Cardinals	4-0
Chicago Cardinals	4-3
Atlanta Falcons	2-1
Baltimore Colts	5-5
Boston Yanks	2-0
Buffalo Bills	2-0
Cincinnati Bengals	1-0
Cleveland Browns	0-3
Dallas Cowboys	1-0
Denver Broncos	0-1
Detroit Lions	17-9
Green Bay Packers	9-12
Houston Oilers	1-1
Miami Dolphins	1-0
Minnesota Vikings	8-10
New England	1-0
New Orleans Saints	3-3
New York Giants	0-3-1
New York Jets	1-1
Philadelphia Eagles	3-2
Pittsburgh Steelers	1-1-1
St. Louis Rams	2-2
Los Angeles Rams	15-6-1
Cleveland Rams	3-1
San Diego Chargers	1-0
San Francisco 49ers	5-9
Seattle Seahawks	1-0
Tampa Bay Buccaneers	6-2
Washington Redskins	3-3

ON THE ROAD: (five games min.)

at Baltimore	1-4
at Detroit	8-5
at Green Bay	3-7
at Minnesota	4-6
at LA Rams	7-3
at San Francisco	3-6

300-Yard Passing Games

12/11/49	Lujack, vs. Chi.....W	39-24-468	10/29/50	Lujack, at NY Yanks...L	39-20-331
11/18/62	Wade, at Dal.....W	46-28-466	10/8/61	Wade, at Det.....W	25-13-330
11/14/43	Luckman, at NYG.....W	32-21-433	11/25/62	Wade, at Balt.....W	32-23-328
11/14/99	Miller, vs. Min.....L+	48-34-422	10/11/59	Brown, vs. Rams.....L	29-14-323
9/27/98	Kramer, vs. Min.....L	39-25-372	11/19/61	Wade, at SF.....L	34-18-323
10/17/54	Blanda, vs. SF.....L	47-21-359	10/25/64	Wade, at Wash.....L	57-33-321
11/4/01	Matthews, vs. Cle...W+	50-30-357	10/23/49	Lujack, at NYG.....L	52-29-319
11/21/99	Miller, at SD.....W+	38-25-357	11/12/95	Kramer, at GB.....L	38-23-318
10/14/62	Wade, vs. SF.....L	34-18-356	10/21/62	Wade, vs. Balt.....W	26-13-318
12/17/61	Wade, vs. Min.....W	34-23-355	9/24/95	Kramer, at StLRam....L	38-27-317
11/16/97	Kramer, vs. NYJ.....L	60-32-354	12/7/80	Evans, vs. GB.....W	22-18-316
10/7/02	Miller, vs. GB.....L	49-27-353	10/12/47	Luckman, vs. Phil....W	25-14-314
10/22/95	Kramer, vs. Hou.....W	41-24-349	11/16/87	McMahon, at Den....L	34-21-311
12/12/65	Bukich, vs. SF.....W	32-16-347	10/23/94	Kramer, at Det.....L	48-29-309
10/27/97	Kramer, at Mia.....W+	50-32-343	10/4/81	Evans, at Min.....L	43-26-307
10/19/47	Luckman, vs. Det.....W	26-18-342	12/13/53	Blanda, vs. Chi.....L	37-20-306
9/20/64	Wade, at Min.....W	31-23-341	10/18/92	Harbaugh, vs. TB.....W	26-13-304
10/24/54	Blanda, at Rams.....L	46-28-338	12/6/98	Stenstrom, at Min....L	42-25-303
12/13/70	Concannon, vs. GB...W	34-21-338	9/23/91	Harbaugh, vs. NYJ...W+	42-28-303
11/19/67	Concannon, vs. StL..W	24-11-336	9/24/89	Tomczak, at Det.....W	25-15-302
10/16/83	Evans, at Det.....L	45-28-336	12/6/69	Carter, at SF.....L	49-31-301
10/25/53	Blanda, at Rams.....L	47-23-334	12/19/99	McNown, vs. Det.....W	36-27-301
10/9/60	Brown, vs. Rams.....W	21-13-333		+ Overtime game	

45 300-yard passing games

Five games have gone into OT.
None occurred in the playoffs.

9 games have been at Soldier Field:

Evans, 12/7/80 vs. GB (W)
Harbaugh, 9/23/91 vs. NYJ (W)
Harbaugh, 10/18/92 vs. TB (W)
Kramer, 10/22/95 vs. Hou (W)
Kramer, 11/16/97 vs. NYJ (L)
Kramer, 9/27/98 vs. Min (L)
Miller, 11/14/99 vs. Min (L)
McNown, 12/19/99 vs. Det (W)
Matthews, 11/4/01 vs. Cle (W)

TOTAL: 23-22 (.511)

At home: 15-8 (.652)
On the road: 8-14 (.364)

BY DECADE:

1940-49	4-1 (.800)
1950-59	0-6 (.000)
1960-69	9-4 (.692)
1970-79	1-0 (1.000)
1980-89	2-3 (.400)
1990-99	6-7 (.462)
2000-	1-1 (.500)

BY MONTH:

September	3-2 (.600)
October	8-12 (.400)
November	6-5 (.545)
December	6-3 (.667)

BY QUARTERBACK:

Blanda, George	0-4
Brown, Ed	1-1
Bukich, Rudy	1-0
Carter, Virgil	0-1
Concannon, Jack	2-0
Evans, Vince	1-2
Harbaugh, Jim	2-0
Kramer, Erik	2-5
Luckman, Sid	3-0
Lujack, Johnny	1-2
Matthews, Shane	1-0
McMahon, Jim	0-1
McNown, Cade	1-0
Miller, Jim	1-2
Stenstrom, Steve	0-1
Tomczak, Mike	1-0
Wade, Bill	6-3

BY TEAM:

Arizona Cardinals	0-0
St. Louis Cardinals	1-0
Chicago Cardinals	1-1
Baltimore Colts	2-0
Cleveland Browns	1-0
Dallas Cowboys	1-0
Denver Broncos	0-1
Detroit Lions	4-2
Green Bay Packers	2-1
Houston Oilers	1-0
Miami Dolphins	1-0
Minnesota Vikings	2-4
New York Giants	1-1
New York Jets	1-1
New York Yankees	0-1
Philadelphia Eagles	1-0
San Diego Chargers	1-0
San Francisco 49ers	1-4
St. Louis Rams	0-1
Los Angeles Rams	1-3
Tampa Bay Buccaneers	1-0
Washington Redskins	0-1

History

All-Time First-Round Draft Picks

Yr	No.	Name (pos)	College	Yr	No.	Name (pos)	College
2003	14	Michael Haynes (DE)	Penn State	1966	12	George Rice (DT)	LSU
	22	Rex Grossman (QB)	Florida	1965a	3	Dick Butkus (LB)	Illinois
2002	29	Marc Colombo (OT)	Boston College			(from Pit. for '64 2nd and 4th rd picks)	
2001	8	David Terrell (WR)	Michigan	1965b	4	Gale Sayers (RB)	Kansas
2000	9	Brian Urlacher (LB)	New Mexico	1965c	6	Steve DeLong (DE)	Tennessee
1999	12	Cade McNown (QB)	UCLA			(from Wash. for Coia and Williams)	
1998	5	Curtis Enis (RB)	Penn State	1964	14	Dick Evey (DT)	Tennessee
1997	11	(To Sea for QB Rick Mirer and 4th rd pick)		1963a	10	(To LA Rams for RB Joe Marconi)	
1996	13	Walt Harris (CB)	Miss. St.	1963b	11	Dave Behrman (C)	Michigan State
1995	21	Rashaan Salaam (RB)	Colorado			(from Pit. for QB Ed Brown)	
1995	11	John Thierry (DE)	Alcorn St.	1962	7	Ronnie Pitt (RB)	Baylor
1993	7	Curtis Conway (WR)	USC	1961	5	Mike Ditka (TE)	Pittsburgh
1992	22	Alonzo Spellman (DE)	Ohio State	1960	7	Roger Davis (G)	Syracuse
1991	22	Stan Thomas (T)	Texas	1959	7	Don Clark (HB)	Ohio State
1990	6	Mark Carrier (S)	USC	1958	7	Chuck Howley (LB/G)	West Virginia
1989a	11	Donnell Woolford (CB)	Clemson	1957	13	Earl Leggett (DT)	LSU
		(from LA Raiders for WR Willie Gault)		1956	10	Menan "Tex" Schriewer (E)	Texas
1989b	12	Trace Armstrong (DE)	Florida	1955	11	Ron Drzewiecki (HB)	Marquette
		(from Wash. for LB Wilber Marshall)		1954	6	Stan Wallace (HB)	Illinois
1989c	25	(To Miami for 2nd and 3rd rd picks)		1953	6	Billy Anderson (HB)	Compton JC
1988a	23	Brad Muster (FB)	Stanford	1952	8	Jim Dooley (FL/HB)	Miami (FL)
1988b	27	Wendell Davis (WR)	LSU	1951a	2	Bob Williams (QB)	Notre Dame
		(from Wash. for LB Wilber Marshall)		1951b	10	Billy Stone (HB)	Bradley
1987	26	Jim Harbaugh (QB)	Michigan			(from disbanded Colts)	
1986	27	Neal Anderson (RB)	Florida	1951c	16	Gene Schroeder (E)	Virginia
1985	22	William Perry (DT)	Clemson	1950	2	Chuck Hunsinger (HB)	Florida
1984	11	Wilber Marshall (LB)	Florida		10	Harper Davis (HB)	Mississippi St.
1983a	6	Jim Covert (T)	Pittsburgh			(from dispersal draft)	
1983b	18	Willie Gault (WR)	Tennessee	1949	10	Dick Harris (C)	Texas
		(from Tampa Bay for 1982 2nd rd pick)		1948a	7	Bobby Layne (QB)	Texas
1982	5	Jim McMahon (QB)	BYU			(from Det. through Pit. for HB Ray Evans)	
1981	11	Keith Van Horne (T)	USC	1948b	13	Max Baumgardner (E)	Texas
1980	19	Otis Wilson (LB)	Louisville	1947a	1	Bob Fenimore (HB)	Oklahoma A&M
1979a	4	Dan Hampton (DT)	Arkansas			(Bonus Choice)	
		(from Tampa Bay for DT Wally Chambers)		1947b	11	Don Kindt (HB)	Wisconsin
1979b	9	Al Harris (DE)	Arizona State	1946	4	Johnny Lujack (QB)	Notre Dame
1978	20	(To Cleveland for QB Mike Phipps)		1945	7	Don Lund (HB)	Michigan
1977	15	Ted Albrecht (T)	California	1944	8	Ray Evans (HB)	Kansas
1976	8	Dennis Lick (T)	Wisconsin	1943	9	Bob Steuber (HB)	Missouri
		(from Det. for 1st and 3rd rd picks)		1942	10	Frankie Albert (QB)	Stanford
1975	4	Walter Payton (RB)	Jackson State	1941a	1	Tom Harmon (HB)	Michigan
1974a	4	Waymond Bryant (LB)	Tennessee St.			(from Phil. for C John Schiechl)	
1974b	20	Dave Gallagher (DE)	Michigan	1941b	3	Norm Standlee (FB)	Stanford
		(from LA Rams for WR Dick Gordon)				(from Pit. for QB Billy Patterson)	
1973	8	Wally Chambers (DT)	E. Kentucky	1941c	9	Don Scott (HB)	Ohio State
1972a	3	Lionel Antoine (T)	S. Illinois	1940	7	Clyde "Bulldog" Turner (C/LB)	Hardin-Sim'ns
		(from Giants for Hyland and McRae)		1939a	2	Sid Luckman (QB)	Columbia
1972b	12t	Craig Clemons (S)	Iowa	1939b	6	Bill Osmanski (FB)	Holy Cross
1971	11	Joe Moore (RB)	Missouri			(from Pit. for E Eggs Manske)	
1970	2	(To GB for Caffey, Pitts, and Hyland)		1938	10	Joe Gray (HB)	Oregon State
1969	14	Rufus Mayes (T)	Ohio State	1937	8	Les McDonald (E)	Nebraska
1968	17	Mike Hull (RB)	USC	1936	6	Joe Stydahar (T)	West Virginia
1967	10	Loyd Phillips (DE)	Arkansas				

1936 (Feb 8)

1. Stydahar, Joe, T, West Virginia
2. Michaels, Eddie, G, Villanova
3. Roscoe, George, B, Minnesota
4. Allman, Bob, E, Michigan St.
5. Oech, Vern, T, Minnesota
6. Christofferson, Ted, B, Washington St.
7. Smith, Dick, T, Minnesota
8. Sylvester, John, E, Rice
9. Fortmann, Dan, G, Colgate

1937 (Dec 12, 1936)

1. McDonald, Les, E, Nebraska
2. Stewart, Marv, C, LSU
3. Plasman, Dick, E, Vanderbilt
4. Hammond, Henry, E, SWestern (KS)
5. Conkright, Bill "Red," C, Oklahoma
6. Bjork, Del, T, Oregon
7. Friedman, J.W "Buck," B, Rice
8. Toth, Steve, B, Northwestern
9. Gupe, Al, B, Marquette
10. Wade, Ed "Red," T, Utah St.

1938 (Dec 12, 1937)

1. Gray, Joe, B, Oregon St.
2. Framiglietti, Gary, B, Boston U.
3. Zarnas, Gust, G, Ohio St.
4. Masterson, Bob, E, Miami (FL)
5. Ramsey, Frank, G, Oregon St.
6. Sims, Fletcher, B, Georgia Tech
7. Schwartz, Alex, T, San Francisco
8. Weger, John, T, Butler
9. Mickovsky, Ray, B, Case W Reserve
10. Dreher, Fred, E, Denver

1939 (Dec 8, 1938)

- 1a. Luckman, Sid, QB, Columbia (from Pit)
- 1b. Osmanski, Bill, B, Holy Cross
2. Wysocki, John, E, Villanova
3. Delaney, Joe, T, Holy Cross
4. Choice to Brooklyn
5. Heileman, Charlie, E, Iowa St.
6. Dannies, Bob, C, Pittsburgh
7. Bray, Ray, G, Western Michigan
8. Wood, Walt, B, Tennessee
9. Braga, Al, B, San Francisco
10. Roise, Hal, B, Idaho
11. Bock, Ed, G, Iowa St.
12. Stolfa, Anton, B, Luther
13. Voigts, Bob, T, Northwestern
14. Armstrong, Ken, T, Tarkio
15. Masters, Raphael, E, Newberry
16. Sherman, Solly, B, Chicago
17. Simonich, Ed, B, Notre Dame
18. Vogeler, George, C, Oklahoma St.
19. Forte, Aldo, T, Montana
20. Kircher, Everett, B, Iowa St.

1940 (Dec 9, 1939)

1. Turner, Clyde "Bulldog," C/LB, Hardin-Simmons
2. Kavanaugh, Ken, E, LSU
3. Kolman, Ed, T, Temple
4. Woudenberg, John, T, Denver
5. Akin, Leonard, G, Baylor
6. Fordham, Jim, B, Georgia
7. Pool, Hampton, G, Stanford
8. Pace, Tom, B, Utah
9. Artoe, Lee, T, California
10. McCubbin, Bill, E, Kentucky

11. Clark, Harry, B, West Virginia
12. Crisci, Frank, T, Case W Reserve
13. Barnes, Sherm, E, Baylor
14. Christianson, Al, B, Knox
15. White, Wilbur, T, Bradley
16. Schlosser, Ralph, C, Gonzaga
17. Popov, John, B, Cincinnati
18. Bussey, Young, B, LSU
19. McLaran, Ray, B, St. Anselm
20. Kichefski, Walt, E, Miami (FL)

1941 (Dec 19, 1940)

1. Harmon, Tom, B, Michigan
2. Standlee, Norm, B, Stanford
3. Scott, Don, B, Ohio St.
4. Gallarneau, Hugh, B, Stanford
5. O'Rourke, Charley, B, Boston College
6. O'Boyle, Tommy, G, Tulane
7. Federovich, John "Ace," T, Davis & Elkins
8. Hartman, Fred, T, Rice
9. Rankin, Dave, E, Purdue
10. Matuza, Al, C, Georgetown
11. Laher, Hal, G, Oklahoma
12. LaLanne, Jim, B, N Carolina
13. Hardin, Jim, E, Kentucky
14. Morrow, Bob, E, Illinois Wesleyan
15. Johnson, Jim, B, Santa Clara
16. Martin, Johnny, B, Oklahoma
17. Mulkey, Jack, E, Fresno St.
18. Osterman, Bob, C, Notre Dame
19. Glenn, Bill, B, Eastern Illinois
20. Hahnenstein, Ollie, B, Northwestern

1942 (Dec 22, 1941)

1. Albert, Frankie, B, Stanford
2. Boratyn, Joe, B, Holy Cross
3. Ruby, Martin, T, Texas A&M
4. Burrus, H.C., E, Hardin-Simmons
5. Jeffries, Bob, G, Missouri
6. Maznicki, Frank, B, Boston College
7. Petty, John, B, Purdue
8. Mullins, Noah "Moon," B, Kentucky
9. Geyer, Bill, B, Colgate
10. Daniell, Jim, T, Ohio St.
11. Hunt, Jack, B, Marshall
12. Gude, Henry, C, Vanderbilt
13. Krutulis, Joe, E, Miami (FL)
14. Abel, George, G, Nebraska
15. Edmiston, Don, T, Tennessee
16. Rast, Holt, E, Alabama
17. Jones, Edgar, B, Pittsburgh
18. Tessendorf, Bill, T, Gonzaga
19. Kissell, Adolph, B, Boston College
20. Clarkson, Stu, C, Texas A & I

1943 (Apr 8)

1. Steuber, Bob, HB, Missouri
2. Evans, Fred "Dippy," HB, Notre Dame
3. Stramm, Ed, T, Stanford
4. Palmer, Derrell, T, TCU
5. Vucinich, Mill, C, Stanford
6. Beals, Alyn, E, Santa Clara
7. Jurkovich, Jim, HB, California
8. Lamb, W.G. "Dub," E, Oklahoma
9. Hammett, Ray "Duke," QB, Stanford
10. Zikmund, Al, HB, Nebraska
11. Wood, Clark, T, Kentucky
12. Arms, Loyd, T, Oklahoma St.
13. Sturdy, Lyle, FB, Wichita St.
14. Tomlinson, Buddy, T, Hardin-Simmons
15. Preston, Pat, T, Wake Forest
16. Norberg, Hank, E, Stanford

17. Lyons, Pat, E, Wisconsin
18. Butler, Marion, HB, Clemson
19. Santucci, Al, C, Santa Clara
20. Johnson, Orville, G, SMU
21. Boudreau, Wally, HB, Boston College
22. Baumann, Bob, T, Wisconsin
23. Holtcher, Elwood, C, Shurtliff
24. Keller, Ben, G, Duquesne
25. Block, Charley, E, Shurtliff
26. Brannon, Ted, T, Rice
27. Wayne, Lou, E, Texas
28. Creevey, Dick, HB, Notre Dame
29. Buffington, Bill, HB, Purdue
30. Peterson, Woody, FB, Utah

1944 (Apr 19)

1. Evans, Ray, B, Kansas
2. Smeja, Rudy, E, Michigan
3. Croft, Abe, E, SMU
4. Stanley, C.B., T, Tulsa
5. Seelye, Darwin, C, Stanford
6. Fawcett, Randall, B, Stanford
7. Morton, Jack, E, Missouri
8. Starford, Bill, C, Wake Forest
9. Houston, Lin, G, Ohio St.
10. Moore, J.P., B, Vanderbilt
11. Duffey, Bill, E, Georgetown
12. Hartley, Joe, T, LSU
13. Milner, Bill, G, Duke
14. Hirsch, Ed, B, Northwestern
15. Ryckley, Ed, E/G, Georgia Tech
16. Plasman, Howdy, B, Miami (FL)
17. French, Barry, T, Purdue
18. Taylor, Paul, B, USC
19. Margarita, Hank, B, Brown
20. Davis, Ed, B, Oklahoma
21. Jamison, Dick, T, USC
22. Bortka, Jack, B, Kansas St.
23. Ruskusky, Roy, E, St. Mary's (CA)
24. Franck, Harry, B, Northwestern
25. McKewan, Jack, T, Alabama
26. Mitchell, Charley, B, Tulsa
27. Boye, Pat, G, Wisconsin
28. Pepper, Bernie, T, Missouri
29. Vogt, Karl, T, Villanova
30. Endres, Bob, G, Colgate

1945 (Apr 6)

1. Lund, Don, B, Michigan
2. Allen, Charley, B, SMU
3. Masterson, Forest, C, Iowa
4. Shaw, Wayne, B, SMU
5. Burgeis, Glen, T, Tulsa
6. O'Brien, Pat, T, Purdue
7. Mayther, Bill, C, Oregon
8. Poe, Bill, B, Clemson
9. Avery, Chuck, B, Minnesota
10. Boyd, Jack, B, UCLA
11. Ellsworth, Ralph, B, Texas
12. Mattioli, Frank, G, Pittsburgh
13. Gibson, Merle, E, TCU
14. Creevey, John, B, Notre Dame
15. Sacrinty, Nick, B, Wake Forest
16. Keane, Jim, C, Iowa
17. Niedziela, Bruno, T, Iowa
18. Williams, Broughton, E, Florida
19. Sticker, Walt, T, Pennsylvania
20. Livingston, Bob, B, Notre Dame
21. Vargon, Mike, E, Kansas St.
22. Wright, Charley, G, Iowa St.
23. Green, Jack, G, Alabama
24. Gambino, Lu, B, Indiana
25. Jones, Ray, B, Texas
26. Hary, Bob, B, Minnesota

History

All-Time Bears Drafts

27. Forkovich, Nick, B, William & Mary
 28. Robinson, Don, B, Michigan
 29. Johnston, Wayne, B, Marquette
 30. Groves, George, C, Marquette

1946 (Jan 14)

- Lujack, Johnny, QB, Notre Dame
- Rykovich, Julie, B, Illinois
- Broyles, Frank, QB, Georgia Tech
- Knotts, Ernie, G, Duke
- Schneider, Don, B, Pennsylvania
- Scruggs, Ted, E, Rice
- Beard, Wendell, T, California
- Ziegler, John, B, Colorado
- Dropo, Walt, E, Connecticut
- Harris, Bill, C, Auburn
- Allen, Eddie, B, Pennsylvania
- Bauman, Frank, E, Illinois
- Nostrum, Reed, T, Utah
- Chatterton, Dick, B, BYU
- Himko, Johnny, C, Temple
- Hazelwood, Ted, T, North Carolina
- Johnson, Dick, C, Baylor
- Boettcher, Art, B, Shurtleff
- Gallagher, Tom, B, Illinois
- Adams, Johnny, B, Denver
- Wiseth, Dean, T, Bemidji St.
- Kochins, George, T, Bucknell
- Hoisch, Al, B, Stanford
- Grgich, Visco, E, Santa Clara
- Richards, Allen, B, Cincinnati
- Tunstill, Jess, B, Kentucky
- Smock, Ken, B, Purdue
- Weldon, Howard, G, N Carolina
- Cook, Johnny, B, Georgia
- Franch, Harry, B, Northwestern

1947 (Dec 16, 1946)

- Fenimore, Bob, HB, Oklahoma St. (Bonus choice)
- Kindt, Don, HB, Wisconsin
- Minini, Frank, FB, San Jose St.
- Canady, Jim, HB, Texas
- Meriman, Lloyd, B, Stanford (from Chi Cards)
- Wetz, Harlan, T, Texas
- Stephens, Roger, B, Cincinnati (from Phil)
- Moseley, Reid, E, Georgia
- Smith, H.A., E, Mississippi
- Eddleman, Dwight, HB, Illinois
- Tucker, Arnold, QB, Army
- Hatch, Larry, HB, Washington
- Adamle, Tony, C, Ohio St.
- Fritz, Emil, G, Maryland
- Turner, Jim, T, California
- Goodall, Wayne, E, Oklahoma City
- Gagne, Verne, E, Minnesota
- Dreyer, Wally, HB, Wisconsin
- Pupa, Walt, FB, North Carolina
- McLellan, John, T, Montana St.
- Cromer, Bill, FB, Texas
- Reader, Russ, HB, Michigan St.
- Batchelor, Jim, B, East Texas St.
- Lawler, Allen, HB, Texas
- Berlin, Gordon, C, Washington
- Cunningham, John, E, California
- Morris, Max, B, Northwestern
- Morris, Bill, E, Oklahoma
- Baumgardner, Joe, Bill, HB, Texas
- McCarthy, Jerry, E, Pennsylvania
- Pierce, Jack, HB, Illinois
- Ehlers, Ed, HB, Purdue

1948 (Dec 19, 1947)

- Layne, Bobby, QB, Texas (from Pittsburgh)
- Burngardner, Max, E, Texas
- Garrett, Dub, T, Mississippi St.
- Ramsey, Knox, G, William & Mary
- Brugge, Bob, B, Ohio St.
- Choice to Detroit
- McWilliams, Tom, B, Army, Mississippi St.
- Mills, Malachi, T, Virginia Military
- Flanagan, Dick, E, Ohio St.
- McDowell, Jim, G, William & Mary
- Sheehan, Mel, E, Missouri
- Scott, Dick, C, Navy
- Cline, Ollie, B, Ohio St.
- Goode, Rob, B, Texas A&M
- Grimenstein, Clyde, E, Purdue
- Fallon, John, G, Notre Dame
- Brown, Ray, B, Virginia
- Hileman, Bob, C, California
- Gay, Thurman, T, Oklahoma St.
- Blount, Ralph, E, Texas
- Boone, JR, B, Tulsa
- Duncan, Jim, E, Wake Forest
- Gatewood, Jimmy, B, Georgia
- Brown, George, C, Pacific
- Dietzel, Paul, C, Miami (OH)
- Clasby, Ed, B, Boston College
- Hardison, Fred, E, Duke
- Van Doren, Frank, E, California
- Pietkiewicz, Al, E, San Francisco
- Cox, Norm, B, TCU
- Smith, Truett, B, Mississippi St.

1949 (Dec 21, 1948)

- Harris, Dick, C, Texas
- Grimes, Billy, B, Oklahoma St.
- O'Quinn, Johnny, E, Wake Forest
- Bendrick, Ben, B, Wisconsin
- Hoffman, John, B, Arkansas
- Krall, Jerry, B, Ohio St.
- Jones, Wally, E, Kentucky
- Weatherly, Gerry, C, Rice (from Det)
- Wightkin, Bill, E, Notre Dame
- Tokarczyk, Dolph, G, Pennsylvania
- Malley, Lee, B, Carson-Newman
- Tibbler, Jerry, B, Mississippi
- Blanda, George, QB, Kentucky
- Tialafiero, George, B, Indiana
- Kelly, Ernie, G, Texas-El Paso
- Faverty, Hal, G, Wisconsin
- Wahl, Al, T, Michigan
- Corbisiero, John, B, Middlebury
- Moran, Jim, B, John Carroll
- Mitten, Bob, G, North Carolina
- Heck, Bob, B, Pacific
- Duncan, Jim, E, Duke
- Bertuzzi, Dick, B, Kansas
- Kane, Harry, C, Pacific
- Smith, Bernie, T, Texas-El Paso
- Marcyzyk, Stan, T, North Carolina

1950 (Jan 21-22)

- Hunsinger, Chuck, B, Florida (from NY Bulldogs)
- Morrison, Fred, B, Ohio St.
- Dottley, John "Kayo," B, Mississippi
- Romanick, Steve, B, Villanova
- Novak, Tom, C, Nebraska (from Pit)
- Papaleo, Dorn, G, Boston College
- Zalejski, Ernie, B, Notre Dame

- Pemicone, Gaspar, B, NWestern (from NYG)
- Hansen, Wayne, C, Texas-El Paso
- Prather, Rollin, E, Kansas St.
- Neவில், Sam, T, Oregon
- Reid, Floyd, B, Georgia (from NY Bulldogs)
- Brazneck, Dick, B, Missouri
- Wahl, Al, T, Michigan
- Helwig, John, G, Notre Dame
- Roof, Kenny, B, Oklahoma St.
- Dempsey, Frank, T, Florida
- Hover, Al, G, LSU
- Glisson, Jimmy, B, Tulane
- Bradley, Ed, E, Wake Forest
- Janaszek, Ray, B, Dayton
- Andrews, Rupert, B, Stanford
- Bye, Billy, B, Minnesota
- Crawford, Jim, G, Mississippi
- Angle, Bob, B, Iowa St.
- Byler, Jim, G, North Carolina St.
- Bingham, Bill, T, Harding
- Polenske, Walt, B, Pacific
- Samuels, Perry, B, Texas
- Sella, George, B, Princeton
- Davis, Wilton, B, Hardin-Simmons
- Kenary, Jim, B, Harvard
- Nadherny, Fred, B, Yale
- Markert, Allen, T, Minnesota

1951 (Jan 18-19)

- Williams, Bob, QB, Notre Dame (from Balt)
- Stone, Billy, B, Bradley* (from NYU)
- Schroeder, Gene, E, Virginia
- George, Bill, T, Wake Forest
- White, Wilford "Whizzer," B, Arizona St.
- Moser, Bob, C, Pacific
- Jelley, Tom, E, Miami (FL) (from NYG)
- Rowland, Brad, B, McMurry
- Falkenberg, Herb, B, Trinity (TX)
- Lea, Paul, T, Tulane
- Mayes, Clair, G, Oklahoma
- Gregus, Bill, B, Wake Forest
- Sherrill, J.W., B, Tennessee
- Hardiman, Tom, B, Georgetown
- Hairston, Lawrence, T, Nevada-Reno
- Wright, Charley, B, West Texas St.
- Woods, Bailey, B, Abilene Christian (TX)
- Hall, Sid, C, Pacific
- Volm, Frank, E, Marquette
- Dufek, Don, B, Michigan
- Brown, Chuck, G, Illinois
- Lisak, Ed, B, Oklahoma
- Smith, Larry, C, South Carolina
- Higgins, Larry, B, Fordham
- Hanson, Bob, G, Montana
- Hlavac, Rene, T, Nebraska-Omaha
- Dokas, Pete, E, Mansfield
- Miller, Johnny, B, Northwestern
- Rogers, Buddy, B, Arkansas
- Taylor, Jerry, C, Wyoming
- Campbell, Leon, B, Arkansas*
- Justice, John, G, Santa Clara
- Butler, Charley, E, George Washington

* Selected from disbanded Baltimore franchise

1952 (Jan 17)

- Dooley, Jim, B, Miami (FL)
- Macon, Eddie, B, Pacific
- McColl, Bill, E, Stanford
- Clark, Herman, T, Oregon St.
- Hoffman, Jack, E, Xavier (OH) (from Pit)
- Jurney, Billy, E, Arkansas
- Brown, Ed, QB, San Francisco
- Fortunato, Joe, B, Mississippi St.
- Bishop, Bill, T, N Texas St. (from Pit)
- Jurney, Billy, E, Arkansas
- Cross, Bobby, T, Stephen F. Austin
- Choice to Green Bay
- Miller, Bill, B, Wake Forest
- Kozar, Andy, B, Tennessee
- Alhan, Rich, B, Northwestern
- Galloway, Gale, C, Baylor
- Kazmaier, Dick, B, Princeton
- Spears, Bob, FB, Yale
- Carroll, John, T, Houston
- O'Connell, Tommy, QB, Illinois
- Reidenbach, Ken, T, Drake
- Lesane, Jimmy, B, Virginia
- Daffer, Ted, G, Tennessee
- Gregory, Dick, B, Minnesota
- Nestor, Paul, T/E, Maryland
- Mundinger, Dick, T, Minnesota
- Stoddard, Bob, T, Utah St.
- McElroy, Bucky, FB, S. Mississippi
- Reid, Bob, B, Baylor
- Sciocchia, Karney, FB, Maryland
- Riggs, Teddy, B, Rice
- Shemonski, Bob, HB, Maryland

1953 (Jan 22)

- Anderson, Billy, B, Compton J.C.
- Bratkowski, Zeke, QB, Georgia
- Rowekamp, Bill, B, Army, Missouri
- Koch, Joe, B, Wake Forest
- Jones, Stan, T, Maryland
- DeCarlo, Art, B, Georgia
- Gilbert, Kline, T, Mississippi (from SF)
- McElroy, Bucky, B, S. Mississippi (from Wash)
- Bingham, Don, B, Sul Ross
- Kreamcheck, John, T, William & Mary
- Ashley, Bruno, T, East Texas St.
- Moore, Jimmy, B, Florida A&M
- Slowey, Jim, C, Georgetown
- Charmey, Ralph, B, Kentucky (from Pit)
- Lawrence, Jim, T, Duke
- Strickland, Larry, C, N Texas St.
- Carl, Harland, B, Wisconsin
- Jecha, Ralph, G, Northwestern
- Hatley, John, T, Sul Ross
- Beat, Bob, E, California
- Shirley, Jim, B, Clemson
- Byrus, Bill, T, Iowa St.
- Mahin, Tom, T, Purdue
- Martin, Wayne, E, TCU
- Wood, Wayne, T, Memphis St.
- Mask, Jim, E, Mississippi
- Hatcher, Paul, C, Arkansas City J.C.
- Pickard, Clyde, G, Wake Forest
- Evans, Bob, T, Pennsylvania
- Wahlin, Marvin, B, Arizona St.
- Caldwell, Jim, T, Tennessee St.

- Lewis, Jack, E, Wake Forest
- Brehany, Bill, QB, Virginia Military

1954 (Jan 28)

- Wallace, Stan, HB, Illinois
- Casares, Rick, FB, Florida
- Meadows, Ed, T, Duke
- Patera, Fran, B, Notre Dame
- Griffis, Bob, G, Furman
- Hudson, John, G, Rice
- Cecere, Ralph, B, Villanova
- Garlington, Tom, T, Arkansas
- Giel, Paul, B, Minnesota
- Andrews, D.C., E, Hardin-Simmons
- Wallin, Ron, B, Minnesota
- Faragalli, Joe, G, Villanova
- Seaholm, Julius, G, Texas
- Miller, Ken, FB, Illinois
- Hill, Harlon, E, N Alabama
- Lindley, Earl, B, Utah St.
- Woodard, Lou, C, Sam Houston St.
- Moore, McNeil, B, Sam Houston St.
- Lum, Jim, T, Louisiana Tech
- Ladd, Jim, E, Bowling Green
- Cleere, Sonny, T, Abilene Christian
- Sumner, Charlie, B, William & Mary
- Lee, Herman, T, Florida A&M
- Jarrett, Bill, B, West Virginia
- Feamster, Tom, E, Florida St.
- Petrocka, Lou, B, Boston U.
- Oniskey, Dick, C, Tenn.-Chattanooga
- Underwood, P.W., G, Mississippi St.
- Beale, Alvin, QB, Trinity (TX)
- Haluska, Jim, B, Wisconsin

1955 (Jan 27-28)

- Drzewiecki, Ron, HB, Marquette
- Watkins, Bobby, HB, Ohio St.
- Choice to Cleveland
- O'Malley, Joe, E, Georgia
- Kendall, Leland, T, Oklahoma St.
- Shannon, Dan, E, Notre Dame (from Wash)
- Mosely, Henry, HB, Morris Brown
- Sturgess, Bruce, HB, William & Mary
- Verkerk, Gene, T, N Texas St.
- Lavery, Jim, HB, Scranton
- Allen, John, E, Arizona St.
- Redfield, Tom, E, Delaware
- Bratt, Clarence, HB, Wisconsin
- Cash, Norm, HB, Sul Ross
- Nickla, Ed, G, Tennessee
- Smith, J.D., FB, N Carolina A&T
- Choice to Chicago Cardinals
- Harrison, Mel, C, Sam Houston St.
- Roach, Claude, G, TCU
- Jones, Allen, B, Baylor
- James, Joe, T, Howard Payne
- Hall, Choyce, C, MWestern St. (TX)
- Allison, Carl, B, Oklahoma
- Barger, Jerry, B, Duke
- Young, Joe, E, Marquette
- Dees, Charley, T, Tyler J.C.
- Jeter, Perry, HB, Cal Poly-SLO
- Kinley, Joel, G, Tennessee
- Wright, Charley, E, Prairie View A&M
- Klein, Dick, T, Iowa
- Fouts, Jerry, HB, MWestern St. (TX)

1956 (Nov 29, 1955 & Jan 12, 1956)

- Schriever, Menan, E, Texas
- Brackett, M.L., T, Auburn
- Choice to Cleveland
- Mellekas, John, T, Arizona
- Galimore, Willie, B, Florida A&M
- Choice to Cleveland
- Caroline, J.C., B, Illinois
- Klawitter, Dick, C, South Dakota St.
- Vargo, Ken, C, Ohio St.
- Lucas, Dick, E, Boston College
- Jankans, John, E, Arizona St.
- Cruze, Buddy, E, Tennessee
- Grogg, Dick, G, Minnesota
- Graham, Milt, E, Colgate
- Fitzgerald, Dick, FB, Notre Dame
- Brown, Ray, B, Florida
- Adams, Tom, E, UCLA
- Payton, Earl, B, Prairie View A&M
- Smith, John, B, UCLA
- Maxime, Charley, G, Auburn
- Waddell, Jimmy, B, Compton J.C.
- Billings, Joe, T, Memphis St.
- Holt, Lou, E, Howard Payne
- Castete, Jess, B, McNeese St.
- Hentschel, Jerry, T, Sam Houston St.
- Orr, Don, B, Vanderbilt
- Buchanan, Waylon, E, E, Texas St.
- Alexander, Bob, B, Trinity (CT)
- Krietermeyer, Billy, B, Vanderbilt
- Buckler, Jim, G, Alabama

1957 (Nov 27, 1956 & Jan 31, 1957)

- Leggett, Earl, T, LSU
- Swink, Jim, B, TCU
- Knox, Ronnie, QB, UCLA
- Johnson, Jack, B, Miami (FL)
- Zucco, Vic, B, Michigan St.
- Dickinson, Bo, B, S. Mississippi
- DeLuca, Gerry, T, Mid Tennessee St.
- Ward, Al, B, Yale (from Pit)
- Kilcullen, Bob, T, Texas Tech
- Brown, Bill, G, Syracuse
- Murphy, Bill, E/B, Fresno St.
- Hampton, Roger, B, McNeese St
- Sorenson, Larry, T, Utah St.
- Williams, Don, B, Texas Tech
- Schmidt, Bob, B, Memphis St.
- Hosek, Tony, E, West Virginia
- Heuring, Ed, E, Maryland
- Heine, Don, E, Murray St.
- Wharton, Al, G, Maryland
- Hermens, Lee, B, Marquette
- Frazier, Al, B, Florida A&M
- Janes, Jerry, E, LSU
- Dalzell, Tom, T, Virginia Tech
- Perzye, Don, T, SE Louisiana
- Lutterback, Ken, B, Evansville
- Ryan, Joe, C, Villanova
- Harris, Gehrig, B, Grambling
- Brown, Nick, G, Fresno St.
- Emerson, Tom, G, Oklahoma
- Caraway, Donnie, B, Houston
- Wesley, Sam, B, Oregon St.

1958 (Dec 2, 1957 & Jan 28, 1958)

- Howley, Chuck, G, West Virginia
- Deewveall, Willard, E, SMU
- Cooke, Ed, E, Maryland
- Healy, Don, T, Maryland (from Clev)
- Barnes, Erich, B, Purdue
- Jewett, Bob, E, Michigan St.

History

All-Time Bears Drafts

- Douglas, Merrill, B, Utah
- Bentley, Gene, B, Texas Tech
- Rutsch, Ed, T, George Washington
- Anderson, Ralph, E, Cal St.-LA
- Lewis, Aubrey, B, Notre Dame
- Cinelli, Rocco, T, Wisconsin
- Morris, Johnny, HB, Cal-Santa Barbara
- Choice to New York Giants
- Melnik, Bill, T, Army
- Harryman, Jim, B, Compton J.C.
- Pleger, Ken, T, Capital
- Eaton, Dick, C, Richmond
- Dupler, Phil, B, Duke
- 19a. Roehnell, Bill, G, Bradley (from GB)
- 19b. Chancey, Bill, E, West Virginia
20. Rutledge, Les, T, Michigan St.
21. Miller, Bill, T, NM Highlands
22. Carter, Al, B, Tennessee
23. Daw, Ken, B, Sam Houston St.
24. Moon, Russ, T, Virginia Tech
25. Barron, Bob, C, St. Norbert
26. Lyles, Bob, B, Memphis St.
27. Napolski, Ben, E, Northwestern
28. Main, Wilbur, B, Maryland
29. Hakes, Glen, G, New Mexico
30. Halum, Bobby, QB, Mid Tenn. St.

1959 (Dec 2, 1958)

- Clark, Don, B, Ohio St.
- Petitbon, Richie, QB, Tulane
- Johnson, Pete, B, Virginia Military
- Choice to LA Rams
- Adams, John, B, Cal St.-Los Angeles
- Cole, Fred, G, Maryland
- Tucker, Jim, E, Tenn-Chattanooga (from Phil)
- Clark, Dick, B, Baylor
- Smith, Willie, T, Michigan (from NYG)
- Youmans, Maury, T, Syracuse
- Coronado, Bobby, E, Pacific
- Gray, Ed, T, N Texas St.
- Rowland, Justin, E, TCU
- Jones, Gene, B, Rice
- Robb, Joe, T, TCU
- LeClerc, Roger, C, Trinity (CT)
- Redding, Don, T, North Carolina
- Neal, Willie, B, Jackson St.
- Asbury, Ken, B, Missouri Valley
- Plain, Chris, T, Stanford
20. Carcaterra, Tony, E, Elon
21. Stone, Donnie, B, Arkansas
22. Rubal, Lennie, B, William & Mary
23. Haller, Bob, T, NW Missouri St.
24. Spain, Bob, T, Baylor
25. Huhn, Tom, C, St. Joseph's (IN)
26. Kunde, Bob, T, Capital
27. Aveni, John, E, Indiana
28. Williams, Bob, E, Notre Dame
29. Southern, Eddie, E, Texas
30. Jackson, Cliff, B, North Carolina Central

1960 (Nov. 30, 1959)

- Davis, Roger, G, Syracuse
- Choice to Washington
- Meredith, Don, QB, SMU
- Martin, Billy, B, Minnesota
- Norman, Dick, QB, Stanford
- Kovac, Ed, B, Cincinnati
- Bivins, Charley, B, Morris Brown
- Manning, Pete, E, Wake Forest

- Kirk, Ken, C, Mississippi
10. Choice to Pittsburgh
- 11a. Fanning, Stan, T, Idaho (from Phil)
- 11b. Shaw, Glenn, HB, Kentucky
12. Budrewicz, Tom, T, Brown
13. Spada, Bob, E, Duke
14. Sorey, Jim, T, Texas Southern
15. Lashua, Warren, B, Whitworth
16. Farrington, John "Bo," E, Prairie View A&M
17. Hanna, Jim, E, USC
18. King, Claude, B, Houston
19. Roberts, Lloyd, T, Georgia
20. Coia, Angelo, B, USC

1961 (Dec 27-28, 1960)

- Ditka, Mike, E, Pittsburgh
- Brown, Bill, B, Illinois
- Gibson, Claude "Hoot," B, N Carolina St.
- Ladd, Ernie, T, Gambling
5. Lincoln, Keith, B, Washington St.
- Fleming, George, B, Washington
- Pyle, Mike, C, Yale
- Ryan, Ed, B, Michigan St.
- Bethune, Bob, B, Mississippi St.
- Harness, Jason, E, Michigan St.
- Dwyer, Sam, T, South Carolina
12. Fowl, Howard, QB, Virginia Military
13. McLeod, Bob, E, Abilene Christian (TX)
14. Tyrer, Jim, T, Ohio St.
15. Linning, Chuck, T, Miami (FL)
16. Frazier, Wayne, C, Auburn
17. Barfield, Rossie, E, North Carolina Central
18. Finn, John, T, Louisville
19. Charles, Ben, QB, South Carolina
20. Mason, Gordon, B, Tennessee Tech

1962 (Dec 4, 1961)

- Bull, Ronnie, B, Baylor
- 2a. Brock, Clyde, T, Utah St. (from Pit)
- 2b. McRae, Bennie, B, Michigan
- 3a. Bates, Jim, E, USC (from Dal)
- 3b. Hull, Bill, E, Wake Forest
4. Cadlie, Jim, T, San Jose St.
- 5a. Burton, Mac, E, San Jose St. (from Wash)
- 5b. Tunnicliff, Bill, FB, Michigan
6. Choice to Philadelphia
- O'Bradovich, Ed, E, Illinois
- 8a. Reynolds, Ed, T, Tulane
- 8b. Onesti, Larry, C, Northwestern (from NYG)
9. Winston, Kelton, HB, Wiley
10. Weaver, LeRoy, B, Adams St.
11. Robinson, Jerry, HB, Gambling
12. Watts, Bill, T, Miami (FL)
13. Perkowski, Joe, B, Notre Dame
14. Von Sonn, Andy, C, UCLA
15. Martin, Kent, T, Wake Forest
16. Nelson, John, C, Xavier (OH)
17. Glass, Glenn, HB, Tennessee
18. Neck, Tommy, B, LSU
19. Kellum, Bill, T, Tulane
20. Roberts, Jack, T, Ohio St.

1963 (Dec 3, 1962)

- 1a. Choice to Los Angeles Rams
- 1b. Behrman, Dave, C, Michigan St. (from Pit)
- 2a. Barnett, Steve, T, Oregon (from Dal)
- 2b. Jencks, Bob, E, Miami (OH)
3. Glueck, Larry, DB, Villanova

- 4a. Sanders, Stan, E, Whittier (from SF)
- 4b. Mitchell, Charley, HB, Washington (from Pit)
- 4c. Choice to Baltimore
5. Choice to San Francisco
- 6a. Johnson, John, T, Indiana (from Pit)
- 6b. Mathieson, Dave, QB, Wash. St.
7. Underhill, Paul, B, Missouri
8. Harmon, Dennis, DB, So. Illinois
- 9a. Day, Monte, T, Fresno St. (from Dal)
- 9b. Watson, Dave, LB, Georgia Tech
10. Hoerster, Ed, LB, Notre Dame
11. Tullis, James, DB, Florida A&M
12. Drummond, Dick, B, Geo. Washington
13. Szumczyk, John, FB, Trinity (CT)
14. Banks, Gordon, B, Fisk
15. Dentel, Bob, C/LB, Miami (FL)
16. Caylor, Lowell, DB, Miami (OH)
17. Sisk, John, B, Miami (FL)
18. Slabaugh, Jeff, E, Indiana
19. Yaksick, Bob, DB, Rutgers
20. Gregory, John, E, Baldwin-Wallace

1964 (Dec 2, 1963)

- Evey, Dick, T, Tennessee
- 2a. Choice to Pittsburgh
- 2b. Martin, Billy, E, Georgia Tech (from LA Rams)
- 2c. Crain, Pat, HB, Clemson (from Pit)
3. Blanks, Sid, HB, Texas A & I
- 4a. Budka, Frank, HB, Notre Dame
- 4b. Reilly, Mike, LB, Iowa (from Min)
5. Conners, Dan, T, Miami (FL)
6. Jones, Jimmy, E, Wisconsin
7. Logan, Chuck, E, Northwestern
8. Rakestraw, Larry, QB, Georgia
9. Wilkinson, Jay, HB, Duke
10. Brown, Mike, B, Delaware
11. Leeuwenberg, Dick, T, Stanford
12. Horton, Bob, FB, Boston U.
13. Webb, Clloyd, E, Iowa
14. Francisco, Kent, T, UCLA
15. Burman, George, T, Northwestern
16. Butler, Roderick, HB, E, Illinois
17. Kasapis, Constantinos, T, Iowa
18. Batts, Bob, HB, Texas Southern
19. Whitehead, Jim, T, Georgia
20. Niglio, Dick, FB, Yale

1965 (Nov 28, 1964)

- 1a. Butkus, Dick, LB, Illinois (from Pit)
- 1b. Sayers, Gale, HB, Kansas
- 1c. DeLong, Steve, T, Tennessee (from Wash)
2. Choice to Cleveland
3. Choice to Cleveland
4. Nance, Jim, FB, Syracuse
5. Choice to LA Rams
6. Carey, Tony, HB, Notre Dame
- 7a. Gordon, Dick, HB, Michigan St.
- 7b. Sutton, Mickey, B, Auburn (from Wash)
8. Schweda, Brian, T, Kansas
9. Ambrusko, Ken, B, Maryland
10. Murphy, Dennis, T, Florida
11. Cornish, Frank, T, Gambling
12. Cox, Steve, T, South Carolina
13. Daniels, Dave, T, Florida A&M
14. Pivec, Dave, E, Notre Dame
15. Robinson, Art, B, Cal St.-L.A.
16. Pitts, Frank, E, Southern
17. LaFramboise, Tom, QB, Louisville
18. Schwager, Mike, T, Maryland
19. Bobich, Lou, K, Michigan St.
20. Kurek, Ralph, FB, Wisconsin

1966 (Nov 27, 1965)

- Rice, George, T, LSU
- Brown, Charlie, DB, Syracuse
- Pickens, Bob, T, Nebraska
- Jackson, Randy, T, Florida (from Pit)
- Buffone, Doug, LB, Louisville
- Choice to Minnesota
- Brewster, Dennis, T, BYU (from Wash)
- McRae, Franklin, DT, Tennessee St.
- Myer, Ron, QB, South Dakota St.
- McFalls, Doug, DB, Georgia
- Greenlee, Fritz, E, Arizona
- Burnett, Bobby, HB, Arkansas
- Owens, Terry, E, Jacksonville St.
- Page, Wayne, DE, Clemson
- Becker, Wayne, T, Montana
- Buckner, Mike, DB, Northwestern
- Kollman, Jim, G, Oregon
- Senkbeil, Lynn, LB, Nebraska
- Griffin, Curtis, DB, Maryland-E Shore
- Kines, Charley, T, Michigan
- Haberer, Roger, HB, Eastern Illinois
- Sellers, Goldie, HB, Grambling

1967 (Mar 14)

- Phillips, Loyd, DE, Arkansas
- Jones, Bob, DB, San Diego St.
- Lyle, Gary, HB, George Washington
- Dodd, Al, DB, Northwestern St. (LA)
- Greenlee, Tom, DB, Washington (from LA Rams)
- Alford, Bruce, K, TCU
- Carter, Virgil, QB, BYU
- Kriewald, Doug, G, West Texas St.
- Truitt, John, E, Indiana St.
- Murphy, Roger, E, Northwestern
- Griffin, Jerry, LB, SMU
- Cass, Greg, G, Washington
- Choice to Washington
- Mayo, Earl, HB, Morgan St.
- Green, Bruce, E, Midland Lutheran
- Carstens, Kaye, DB, Nebraska
- Nesbitt, Lynn, G, Wake Forest
- Oakes, Terry, DE, Cal St.-San Francisco
- Rogers, Bill, DB, Weber St.
- Myers, Jack, LB, Western St. (CO)

1968 (Jan 30-31)

- Hull, Mike, RB, USC
- Wallace, Bob, E, Texas-EI Paso
- Hazelton, Major, DB, Florida A&M (from Al)
- Choice to Dallas
- Mass, Wayne, T, Clemson
- Bush, Alan, G, Mississippi (from LA Rams)
- Turner, Cecil, FL, Cal Poly-SLO
- Schmedding, Jim, C, Weber St.
- Holman, Willie, DE, So. Carolina St.
- Bell, Wayne, RB, Lenior-Rhyme
- Moore, Sam, T, Miss. Valley St.
- Davis, Fred, G, Doane
- Coady, Rich, TE, Memphis St.
- Vallez, Emilio, LB, New Mexico
- Dearion, Willie, FL, Prairie View A&M
- Gargus, Harold, DT, New Mexico St.
- Jaeger, Rich, C, Gustavus Adolphus
- Murphy, Jim, K, Utah St.
- Layton, Gene, DT, Colorado St.

1969 (Jan 28-29)

- Mayes, Rufus, T, Ohio St.
- Douglass, Bobby, QB, Kansas St.
- Montgomery, Ross, RB, TCU
- Redmond, Rudy, DB, Pacific
- Winegardner, Jim, TE, Notre Dame
- Nicholson, Bill, DE, Stanford
- Copeland, Ron, FL, UCLA
- Hubbell, Webb, G, Arkansas
- Aluise, Joe, RB, Arizona
- Pearson, Ron, TE/LB, Maryland
- Campbell, Sam, DT, Iowa St.
- Hale, Dave, DE, Ottawa
- Quinn, Tom, DB, Notre Dame
- Ohrig, Ronnie, DB, Texas
- Coble, Bob, P, Kansas St.
- Stydahar, Dave, G, Purdue
- Long, Bob, SE, Texas A&M

1970 (Jan 27-28)

- Choice to Green Bay
- Choice to Dallas
- Farmer, George, WR, UCLA
- Larson, Lynn, T, Kansas St.
- Brupbacher, Ross, LB, Texas A&M (from LA Rams)
- Choice to New Orleans
- Cutburth, Bobby, QB, Oklahoma St.
- Curchin, Jeff, T, Florida St. (from St. L.)
- Choice to Philadelphia
- Stephenson, Dana, DB, Nebraska
- Cole, Linzy, WR, TCU
- Holloway, Glen, G, N Texas St.
- Rose, Ted, TE, N Michigan
- Davis, Butch, DB, Missouri
- Gunn, Jimmy, DB, USC
- Morgan, Jim, WR, Henderson St.
- Abraira, Phil, DB, Florida St.
- Hetterbran, Bob, G, N Texas St.
- Brunson, Joe, DT, Furman

1971 (Jan 28-29)

- Moore, Joe, RB, Missouri
- Harrison, Jim, RB, Missouri (from NO)
- Ford, Charles, DB, Houston
- McGee, Tony, DE, Bishop
- Newton, Bob, T, Nebraska (from LA Rams)
- Moore, Jerry, DB, Arkansas
- Choice to San Francisco
- Thomas, Earl, TE, Houston (from Buf)
- Lee, Buddy, QB, LSU
- Ferris, Dennis, RB, Pitt (from LA Rams)
- Weiss, Karl, T, Vanderbilt
- McClain, Lester, WR, Tennessee
- Rowden, Larry, LB, Houston
- Hardy, Cliff, DB, Michigan St.
- Booras, Steve, DE, Mesa J.C.
- Nicholas, Ed, T, N Carolina St.
- Lewis, Willie, RB, Arizona
- Maciejowski, Ron, QB, Ohio St.
- Bailey, Sid, DE, Texas-Arlington
- Garganes, Ray, LB, Millersville

1972 (Feb 1-2)

- Antoine, Lionel, T, So. Illinois (from NYG)
- Clemons, Craig, DB, Iowa
- Choice to Philadelphia
- Musso, Johnny, RB, Alabama
- Choice to LA Rams
- Parsons, Bob, TE, Penn St.

- Pifferini, Bob, LB, UCLA (from Cin)
- Choice to Green Bay
- Fassel, Jim, QB, Long Beach St.
- Osborne, Jim, DT, Southern (from Dal)
- Wirtz, Ralph, WR, N Dakota St.
- Horton, Larry, DE, Iowa
- Fassel, Jack, C, Oregon St.
- Wimberly, Ed, DB, Jackson St.
- Neill, Doug, RB, Texas A&M
- Rood, Jay, T, S. Dakota-S'field
- Brown, Bob, WR, Rice
- Lawson, Roger, RB, W Michigan
- McKinney, Bill, LB, West Texas St.
- Dickinson, LeVerne, DB, Southern

1973 (Jan 30-31)

- Chambers, Wally, DE, Eastern Kentucky
- Huff, Gary, QB, Florida St.
- Hrvnack, Gary, DT, Purdue (from Dal)
- Choice to Detroit
- Choice to Baltimore
- Ellis, Allan, DB, UCLA (from Phil)
- Choice to San Francisco
- Creaney, Mike, C, Notre Dame
- Choice to LA Rams
- Graham, Conrad, DB, Tennessee
- Deutsch, Mike, RB, N Dakota
- Barry, Bill, WR, Mississippi
- Seigler, Ed, K, Clemson
- Griffin, Mike, G, Arkansas
- Cieszkowski, John, RB, Notre Dame
- Juenger, Dave, WR, Ohio U.
- Rives, Don, LB, Texas Tech
- Hart, Bill, C, Michigan
- Roach, Larry, DB, Oklahoma

1974 (Jan 29-30)

- Bryant, Waymond, LB, Tenn. St.
- Gallagher, Dave, DL, Michigan (from Wash)
- Choice to New England
- Wheeler, Wayne, WR, Alabama (from SD)
- Horton, Greg, G/T, Colorado
- Taylor, Cliff, RB, Memphis St. (from NE)
- Choice to Pittsburgh
- Choice to Philadelphia
- Choice to Green Bay
- Ettinger, Jack, WR, Arkansas
- Chadwick, Alan, QB, East Tenn St.
- Grandberry, Ken, RB, Washington (from NE)
- Choice to Miami
- Choice to Cleveland
- Hodgins, Norm, DB, LSU
- Sevy, Jeff, DT, California
- Barnes, Joe, QB, Texas Tech
- Vellano, Paul, DT, Maryland
- Alexander, Oliver, TE, Grambling
- Geist, Randy, DB, Colorado
- Holland, Craig, QB, Texas-Arlington

1975 (Jan 28-29)

- Payton, Walter, RB, Jackson St.
- Hartstine, Mike, DE, Penn St.
- Choice to Baltimore
- Livers, Virgil, DB, W Kentucky
- Choice to Washington

History

All-Time Bears Drafts

- 5b. Sorey, Revie, G. Illinois (from NO)
- 6a. Avellini, Bob, QB, Maryland
- 6b. Hicks, Tom, LB, Illinois (from LA Rams)
- 7a. Choice to Baltimore
- 7b. Douthitt, Earl, DB, Iowa (from Wash)
- 8a. Choice to Baltimore through Denver
- 8b. Harris, Joe, LB, Georgia Tech (from NE)
- 9. Stillwell, Roger, DT, Stanford
- 10a. Choice to Miami
- 10b. Julius, Mike, G, St. Thomas (MN) (from LA Rams)
- 11. Dean, Mike, K, Texas
- 12. Plank, Doug, DB, Ohio St.
- 13. McDaniel, Charles, RB, La. Tech
- 14. Hartfield, Walter, RB, SW Texas St.
- 15. Marcantonio, Steve, WR, Miami (FL)
- 16. Beckman, Witt, WR, Miami (FL)
- 17. Harper, Roland, RB, Louisiana Tech

1976 (Apr 8-9)

- 1a. Lick, Dennis, T, Wisconsin (from GB)
- 1b. Choice to Detroit
- 2. Choice to Pittsburgh
- 3a. Baschnagel, Brian, WR, Ohio St. (from NE)
- 3b. Choice to Detroit
- 4a. Sciarra, John, DB, UCLA
- 4b. Rhodes, Wayne, DB, Alabama (from Det)
- 5. Choice to Baltimore
- 6a. Jiggetts, Dan, T, Harvard (from Clev)
- 6b. Choice forfeited
- 7. Muckensturm, Jerry, LB, Ark. St.
- 8. Choice to Oakland
- 9. Choice to Philadelphia
- 10. Choice to Washington
- 11. Andersen, Norm, WR, UCLA
- 12. O'Leary, John, RB, Nebraska
- 13. Kasowski, Dale, RB, N Dakota
- 14. Cuie, Ron, RB, Oregon St.
- 15. Meyers, Jerry, DT, N Illinois
- 16. Parker, Ronald, TE, TCU
- 17. Malham, Mike, LB, Arkansas St.

1977 (May 3-4)

- 1. Albrecht, Ted, T, California
- 2. Spivey, Mike, DB, Colorado
- 3a. Earl, Robin, RB, Washington (from NYG)
- 3b. Choice to Miami
- 4. Choice to Pittsburgh
- 5. Choice to Oakland
- 6a. Evans, Vince, QB, USC (from TB)
- 6b. Choice to Philadelphia
- 7. Butler, Gerald, WR, Nicholls St.
- 8. Choice to New York Jets
- 9. Buonamici, Nick, DT, Ohio St.
- 10. Breckner, Dennis, DE, Miami (FL)
- 11. Zelencik, Connie, C, Purdue
- 12. Irvin, Terry, DB, Jackson St.

1978 (May 2-3)

- 1. Choice to LA Rams
- 2. Choice to San Francisco
- 3. Shearer, Brad, DT, Texas
- 4. Choice to Kansas City
- 5. Choice to Cincinnati
- 6a. Skibinski, John, RB, Purdue (from KC)
- 6b. Ieremia, Mekeli, DE, BYU

- 7. Jones, Herman, WR, Ohio St.
- 8. Freitas, George, TE, California
- 9. Martin, Mike, LB, Kentucky
- 10. Zambiasi, Ben, LB, Georgia
- 11. Underwood, Walt, DE, USC
- 12. Sibley, Lew, LB, LSU

1979 (May 3-4)

- 1a. Hampton, Dan, DT, Arkansas (from TB)
- 1b. Harris, Al, DE, Arizona St.
- 2. Watts, Rickey, WR, Tulsa
- 3. McClendon, Willie, RB, Georgia
- 4. Choice to Cincinnati
- 5. Choice to Dallas
- 6. Sullivan, John, LB, Illinois
- 7. Kunz, Lee, LB, Nebraska
- 8. Moss, Rick, DB, Purdue
- 9. Heavens, Jerome, RB, Notre Dame
- 10. Restic, Joe, DB, Notre Dame
- 11. Wright, Bob, T, Cincinnati
- 12. Becker, Dave, DB, Iowa

1980 (Apr 29-30)

- 1. Wilson, Otis, LB, Louisville
- 2. Suhey, Matt, RB, Penn St.
- 3. Choice to Dallas
- 4. Thompson, Arland, G, Baylor
- 5. Tabor, Paul, C, Oklahoma
- 6. Guess, Mike, DB, Ohio St.
- 7. Tolbert, Emanuel, WR, SMU
- 8. Clark, Randy, G, N Illinois
- 9. Schonert, Turk, QB, Stanford
- 10. Stephens, Willie, DE, Texas Tech
- 11. Judge, Chris, DB, TCU
- 12. Fisher, Robert, TE, SMU

1981 (Apr 28-29)

- 1. Van Horne, Keith, T, USC
- 2a. Singletary, Mike, LB, Baylor (from SF)
- 2b. Choice to San Francisco
- 3. Margerum, Ken, WR, Stanford
- 4. Bell, Todd, DB, Ohio St.
- 5. Choice to San Francisco
- 6. Henderson, Reuben, DB, San Diego St.
- 7. Fisher, Jeff, DB, USC
- 8. Zeltke, Scott, DT, Notre Dame
- 9. Ditta, Frank, G, Baylor
- 10. Clifford, Tim, QB, Indiana
- 11. Johnson, Lonnie, RB, Indiana
- 12. Shupryt, Bob, LB, New Mexico

1982 (Apr 27-28)

- 1. McMahon, Jim, QB, BYU
- 2. Choice to Tampa Bay
- 3. Wrightman, Tim, TE, UCLA
- 4. Gentry, Dennis, RB, Baylor
- 5a. Hartnett, Perry, G, SMU
- 5b. Tabron, Dennis, DB, Duke (from SD)
- 6. Becker, Kurt, G, Michigan
- 7. Waechter, Henry, DT, Nebraska
- 8. Doerger, Jerry, T, Wisconsin
- 9. Hatchett, Mike, DB, Texas
- 10. Turner, Joe, DB, USC
- 11. Bolioux, Gary, LB, Wisconsin
- 12. Young, Ricky, LB, Oklahoma St.

1983 (Apr 26-27)

- 1a. Covert, Jim, T, Pittsburgh
- 1b. Gault, Willie, WR, Tennessee (from TB)
- 2. Richardson, Mike, DB, Arizona St.
- 3. Duerson, Dave, DB, Notre Dame

- 4a. Thayer, Tom, C, Notre Dame
- 4b. Dunsmore, Pat, TE, Drake (from SD)
- 5. Choice to New England
- 6. Choice to Cleveland
- 7. Choice to Cleveland
- 8a. Dent, Richard, DE, Tennessee St.
- 8b. Bortz, Mark, DT, Iowa (from SD)
- 9a. Fada, Rob, G, Pittsburgh
- 9b. Zavagnin, Mark, LB, Notre Dame (from Clev)
- 10. Hutchison, Anthony, RB, Texas Tech
- 11. Worthy, Gary, RB, Wilmington
- 12a. Williams, Oliver, WR, Illinois (from SF)
- 12b. Choice to San Diego

1984 (May 1-2)

- 1. Marshall, Wilber, LB, Florida
- 2. Rivera, Ron, LB, California
- 3. Humphries, Stefan, G, Michigan
- 4. Andrews, Tom, G, Louisville
- 5. Choice to Washington
- 6. Choice to Dallas
- 7. Robertson, Nakita, RB, Cent. Ark
- 8. Anderson, Brad, WR, Arizona
- 9a. Choice to San Francisco
- 9b. Casale, Mark, QB, Montclair St. (from Clev)
- 10a. Vestman, Kurt, TE, Idaho
- 10b. Gayle, Shaun, DB, Ohio St. (from Clev)
- 11a. Choice to LA Rams
- 11b. Butkus, Mark, DT, Illinois (from Clev)
- 12a. Choice to Miami
- 12b. Jordan, Donald, RB, Houston (from Clev)

1985 (Apr 30 - May 1)

- 1. Perry, William, DT, Clemson
- 2. Phillips, Reggie, DB, SMU
- 3. Maness, James, WR, TCU
- 4. Butler, Kevin, K, Georgia
- 5. Choice to New York Jets
- 6. Choice to LA Rams
- 7. Bennett, Charles, DE, SW La.
- 8. Buxton, Steve, T, Indiana St.
- 9. Sanders, Thomas, RB, Texas A&M
- 10. Coryatt, Pat, DT, Baylor
- 11. Morrissey, Jim, LB, Michigan St.
- 12. Choice to San Diego

1986 (Apr 29-30)

- 1. Anderson, Neal, RB, Florida
- 2. Jackson, Vestee, DB, Washington
- 3. Williams, David, WR, Illinois
- 4. Blair, Paul, T, Oklahoma St.
- 5. Barnes, Lew, WR, Oregon
- 6. Powell, Jeff, RB, Tennessee
- 7. Jones, Bruce, DB, N Alabama
- 8. Douglass, Maurice, DB, Kentucky
- 9. Teltschik, John, P, Texas
- 10. Hundley, Barton, DB, Kansas St.
- 11. Kozlowski, Glen, WR, BYU
- 12. Choice to San Diego

1987 (Apr 28-29)

- 1. Harbaugh, Jim, QB, Michigan
- 2. Morris, Ron, WR, SMU
- 3. Choice to Cleveland through LA Rams for Doug Flutie
- 4a. Smith, Sean, DE, Grambling (from LA Rams)
- 4b. Choice to LA Raiders

All-Time Bears Drafts

- 5a. Bryan, Steve, DE, Oklahoma (from Hou)
 5b. Johnson, Will, LB/DE, NE Louisiana
 6a. Adickes, John, C, Baylor (From LARaiders)
 6b. Choice to LA Rams
 7. Harris, Archie, T, William & Mary
 8. Migliazzo, Paul, LB, Oklahoma
 9. Heimull, Lakei, FB, BYU
 10. Chapura, David, DT, Missouri
 11. Jessie, Tim, RB, Auburn
 12. Jeffries, Eric, DB, Texas

1988 (Apr 24-25)

- 1a. Muster, Brad, FB, Stanford
 1b. Davis, Wendell, WR, LSU (from Wash. for Wilber Marshall)
 2. Jones, Dante, LB, Oklahoma
 3. Jarvis, Ralph, DE, Temple
 4. Thornton, Jim, TE, Cal. St. - Fullerton
 5. Johnson, Troy, LB, Oklahoma
 6. Stinson, Lemuel, CB, Texas Tech
 7. Rentie, Caesar, T, Oklahoma
 8a. Tate, David, S, Colorado (from NE for Doug Flutie)
 8b. Reed, Harvey, RB, Howard Univ.
 9. Magee, Rogie, WR, LSU
 10. Porter, Joel, T, Baylor
 11. Forch, Steve, LB, Nebraska
 12. Clark, Greg, LB, Arizona St.

1989 (Apr 23-24)

- 1a. WOOLFORD, Donnell, DB, Clemson (from LA Raid for Willie Gault)
 1b. ARMSTRONG, Trace, DE, Florida (from Wash. for Wilber Marshall)
 1c. (To Miami for Dolphins' 2nd and 3rd-round picks)
 2a. ROPER, John, LB, Texas A&M (from Miami for Bears' first-round pick)
 2b. ZAWATSON, Dave, T, California
 3a. FONTENOT, Jerry, C, Texas A&M (from Miami for Bears' first-round pick)
 3b. Choice to Philadelphia
 4a. PAUL, Markus, S, Syracuse (from LA Raiders for fourth- and sixth-rounders)
 4b. Choice to Washington through LA Raiders
 5a. GREEN, Mark, RB, Notre Dame (from Philadelphia)
 5b. GILBERT, Greg, LB, Alabama
 6. Choice to LA Raid with Bears' fourth for Raiders' fourth.
 7a. BROTHERS, Richard, S, Arkansas (from Philadelphia)
 7b. SNYDER, Brent, QB, Utah St.
 8a. WOODS, Tony, DT, Oklahoma (from Philadelphia)
 8b. DYKO, Chris, T, Washington St.
 9a. HARPER, LaSalle, LB, Arkansas (from Philadelphia)
 9b. SANDERS, Byron, RB, N'western
 10a. MILLIKAN, Todd, TE, Nebraska (from Philadelphia)
 10b. SIMPSON, John, WR, Baylor
 11a. NELMS, Joe, DT, California (from Philadelphia)
 11b. STREETER, George, S, Notre Dame

- 12a. WEYGAND, Freddy, WR, Auburn (from Philadelphia)
 12b. PHILLIPS, Anthony, G, Oklahoma

1990 (Apr 22-23)

1. CARRIER, Mark, S, USC
 2. WASHINGTON, Fred, DT, TCU
 2b. COX, Ron, LB, Fresno St. (from SD in McMahon trade)
 3a. RYAN, Tim, DT, USC
 3b. WILLIS, Peter Tom, QB, Florida St. (from Raiders in Willie Gault trade)
 4. MOSS, Tony, WR, LSU
 5. CHAFFEY, Pat, FB, Oregon St.
 6. MANGUM, John, DB, Alabama
 7a. Choice to LA Raiders
 7b. ANDERSON, Bill, C, Iowa (from Raiders for Bears' seventh-round pick)
 8. ROUSE, James, RB, Arkansas
 9. BAILEY, Johnny, RB, Texas A & I
 10. PRICE, Terry, DT, Texas A & M
 11a. WHITE, Brent, DE, Michigan
 11b. MATUSZ, Roman, T, Pitt (from Raiders for Bears' seventh-round pick)
 12. COONEY, Anthony, DB, Arkansas

1991 (Apr 21-22)

1. THOMAS, Stan, T, Texas
 2. ZORICH, Chris, DT, Notre Dame
 3. GARDOCKI, Chris, P/K, Clemson
 4. JOHNSON, Joe, CB, NC State
 5. MORGAN, Anthony, WR, Tenn.
 6. LEWIS, Darren, RB, Texas A & M
 7. JUSTIN, Paul, QB, Arizona State
 8. HORTON, Larry, DB, Texas A & M
 9. STONEBREAKER, Michael, LB, Notre Dame
 10. BACKES, Tom, DE, Oklahoma
 11. LONG, Stacy, G, Clemson
 12. COOK, John, DT, Washington

1992 (Apr 26-27)

1. SPELLMAN, Alonzo, DT, Ohio St.
 2. AUZENNE, Troy, T, California
 3. LINCOLN, Jeremy, CB, Tenn.
 4. FURRER, Will, QB, Virginia Tech
 5. HARRISON, Todd, TE, North Carolina State
 6. BERRY, Mark, DB, Texas
 7. BROWN III, John, WR, Houston
 8. (Traded to NYJ on 8/18/91 for Ron Mattes)
 9. JURKOVIC, Mirko, G, Notre Dame
 10. FISHER, Nikki, FB, Virginia
 11. AGE, Louis, T, SW Louisiana
 12. WILSON, Chris, LB, Oklahoma

1993 (Apr 25-26)

1. CONWAY, Curtis, WR/KR, USC
 2. SIMPSON, Carl, DT, Florida State
 3. GEDNEY, Chris, TE, Syracuse
 4a. Choice to Indianapolis for fourth- and sixth-round picks
 4b. PERRY, Todd, G, Kentucky (from Cleve. in Jay Hilgenberg trade)
 4c. BAKER, Myron, LB, Louisiana Tech (from Indianapolis)
 4d. FONTENOT, Al, DE, Baylor (from GB for Bears' 5th and 6th from Ind.)

5. (Traded with 6th-round pick to GB for 4th-round)
 6. HOFFMANN, Dave, MLB, Washington
 7. JOHNSON, Keshon, CB, Arizona
 8. (To Seattle for restricted free agent Joe Cain)

1994 (Apr 24-25)

1. THIERRY, John, DE, Alcorn State
 2. SPEARS, Marcus, T, Northwestern State (LA)
 3. FLANIGAN, Jim, DT, Notre Dame
 4. HARRIS, Raymont, FB, Ohio St. (from Dallas on 8/17/93 with V. Smith and Minter for Roper, Blackwell, and Paul; traded to Pittsburgh 10/19/93 for Tim Worley)
 6. HILL, Lloyd, WR, Texas Tech
 7. COLLIER, Dennis, S, Colorado

1995 (Apr 22-23)

1. SALAAM, Rashaan, RB, Colorado
 2a. RILEY, Pat, DL, Miami (FL)
 2b. SAUERBRUN, Todd, P, West Virginia (from Miami on 4/4/95 for Trace Armstrong)
 3a. HARRIS, Sean, LB, Arizona
 3b. PILGRIM, Evan, G, BYU (from Dolphins for Trace Armstrong)
 4. JACKSON, Jack, WR, Florida
 5. (To Pittsburgh on 4/29/94 in exchange for Jeff Graham)
 6a. GALES, Kenny, CB, Wisconsin
 6b. REEVES, Carl, DE, NC State (from Dallas 8/17/93)
 7. COX, Jamal, LB, Georgia Tech

1996 (Apr 20-21)

- 1a. HARRIS, Walt, CB, Mississippi State (from STL)
 1b. (To STL with third- and sixth-round picks for first-round pick)
 2. ENGRAM, Bobby, WR, Penn State
 3. (Traded to STL with Bears' first- and sixth-round picks)
 4. GRASMANIS, Paul, DT, Notre Dame
 5. VILLARRIAL, Chris, C/G, Indiana (PA)
 6a. CLARK, Jon, T Temple
 6b. (To STL. — Bears got pick from Dal. in Jim Schwantz trade 8-28-94)
 7a. KEYES, Marcus, DT, No. Ala.
 7b. HICKS, Michael, RB, South Carolina State (Compensatory pick)

1997 (Apr 19-20)

1. (To Seattle for QB Rick Mirer and 1997 4th round pick)
 2. ALLRED, John, TE, USC (From St. Louis for 1997 2nd and 6th rd. picks)
 3. SAPP, Bob, G, Washington
 4a. AUTRY, Darnell, RB, Northwestern (From Seattle in Mirer trade)
 4b. ROBINSON, Marcus, WR, South Carolina
 5. HILES, Van, S, Kentucky
 6a. (To St. Louis in 1997 2nd round pick swap)

History

All-Time Bears Drafts

- 6b. SWAYDA, Shawn, DE, Arizona State (Compensatory pick)
 6c. PARKER, Ricky, S, San Diego State (Compensatory pick)
 6d. HOGANS, Richard, LB, Memphis (Compensatory pick)
 7a. MIANO, Mike, DT, Southwest Missouri State
 7b. THOMAS, Marvin, DE, Memphis (Compensatory pick)

1998 (Apr 18-19)

1. ENIS, Curtis, RB, Penn State
 2. PARRISH, Tony, S, Washington State
 3. **KREUTZ, Olin, C-G, Washington**
 4. MAYES, Alonzo, TE, Oklahoma State
 5. (Pick traded to Kansas City for WR Chris Penn)
 6a. DRAFT, Chris, LB, Stanford
 6b. **MANNELLY, Patrick, T, Duke** (Compensatory pick)
 7a. (Pick traded to Jacksonville for OL Jimmy Herndon)
 7b. OVERHAUSER, Chad, G UCLA (Pick from SF for LB Anthony Peterson)
 7c. MORENO, Moses, QB, Colorado State (Compensatory pick)

1999 (Apr 17-18)

- 1a. (To Wash. for first-, third-, fourth- and fifth-round picks and a third-round pick in 2000)
 1b. McNOWAN, Cade, QB, UCLA (Pick from Washington)
 2a. (To Wash. for second- and fifth-round picks)
 2b. (To Oak. with fourth-rounder for second-, third- and fourth-round picks)
 2c. DAVIS, Russell, DL, North Carolina (Pick from Oakland)
 3a. **TUCKER, Rex, OL, Texas A&M**
 3b. BATES, D'Wayne, WR, Northwestern (Pick from Washington)
 3c. **BOOKER, Marty, WR, NW La.** (Pick from Oakland)
 4a. **HOLDMAN, Warrick, LB, Texas A&M** (Pick from Washington)
 4b. COLVIN, Roosevelt, DE, Purdue (Pick from Oakland)
 5a. (To San Diego in 6/98 for Sean Lee)

- 5b. WISNE, Jerry, OL, Notre Dame (Pick from Washington)
 5c. SAMUEL, Khari, LB, UMass (Pick from Washington)
 5d. **AZUMAH, Jerry, CB, New Hampshire** (Pick from Kansas City)
 6a. (To Cleveland for sixth- and seventh-round picks)
 6b. COOK, Rashard, S, USC (Pick from Cleveland)
 7a. (To Cleveland for two seventh-round picks)
 7b. (To Green Bay in 8/98 for Glyn Milburn)
 7c. SANFORD, Sulecio, WR, Mid Tenn St (Pick from Cleveland)
 7d. FINN, Jim, FB, Pennsylvania (Pick from Cleveland)

2000 (Apr 15-16)

1. **URLACHER, Brian, LB, New Mexico**
 2. **BROWN, Mike, S, Nebraska**
 3a. **WHITE, Dez, WR, Georgia Tech**
 3b. **LYMAN, Dustin, TE, Wake Forest** (Pick from Washington)
 4a. (to St. L. for fourth-, fifth- and seventh-round picks)
 4b. AUSTIN, Reggie, CB, Wake Forest (Pick from St. Louis)
 5a. (to New Orleans for WR Eddie Kennison)
 5b. (to San Francisco for sixth- and seventh-round picks)
 6a. MURPHY, Frank, RB, Kansas State (Pick from San Francisco)
 6b. **EDINGER, Paul, K, Michigan State**
 7a. (to Cleveland with another seventh for three seventh-rounders)
 7b. (to Tennessee for Lemanski Hall)
 7c. COTTON, James, DE, Ohio State (from Cleveland)
 7d. (to Miami for P Brent Bartholomew)
 7e. **GREEN, Michael, S, Northwestern St. (LA)** (from Cleveland)

2001 (Apr 21-22)

1. **TERRELL, David, WR, Michigan**
 2. **THOMAS, Anthony, RB, Michigan**
 3. GANDY, Mike, OG, Notre Dame
 4. RILEY, Karon, DE, Minnesota
 5. **ROBERTSON, Bernard, OG, Tulane**
 6. (to San Francisco for R.W. McQuarters)
 7. CAPEL, John, WR, Florida

2002 (Apr 20-21)

1. **COLOMBO, Marc, OT, Boston College**
 2. (To Dallas)
 3a. **WILLIAMS, Roosevelt, CB, Tuskegee** (from Dallas)
 3b. **METCALF, Terrance, T-G, Mississippi**
 4. **BROWN, Alex, DE, Florida**
 5a. **GRAY, Bobby, SS, Louisiana Tech** (from Dallas)
 5b. **KNIGHT, Bryan, LB, Pittsburgh**
 6a. **PETERSON, Adrian, RB, Ga. Southern** (from Miami)
 6b. **ELLIOTT, Jamir, WR, Delaware**
 6c. **FLETCHER, Bryan, TE, UCLA** (Compensatory pick)
 7. (To Miami)

2003 (Apr 26-27)

- 1a. **HAYNES, Michael, DE, Penn State** (from New England through Buffalo)
 1b. **GROSSMAN, Rex, QB, Florida** (from NY Jets)
 2. **TILLMAN, Charles, CB, La.-Lafayette**
 3. **BRIGGS, Lance, LB, Arizona**
 4a. **JOHNSON, Todd, FS, Florida**
 4b. **SCOTT, Ian, DT, Florida** (from NY Jets)
 5a. **WADE, Bobby, WR, Arizona**
 5b. **GAGE, Justin, WR, Missouri** (from Jacksonville)
 5c. **LaFAVOR, Tron, DT, Florida** (compensatory)
 6a. **ODOM, Joe, LB, Purdue** (from Miami)
 6b. **FORSEY, Brock, RB, Boise St.** (compensatory)
 7. **ANDERSON, Bryan, G, Pittsburgh** (compensatory)

JUNIOR BEARS

Since juniors were formally allowed to enter the draft in 1990, the Bears have now taken 14 underclassmen, including seven in the first round with the addition of quarterback **Rex Grossman**. The Bears selected safety Mark Carrier (1st Round) and linebacker Ron Cox (2nd) in 1990, kicker Chris Gardocki in 1991 (3rd), defensive end Alonzo Spellman (1st) in 1992, wideout Curtis Conway (1st) in 1993, running back Rashaan Salaam (1st) and wide receiver Jack Jackson (4th) in 1995, running back Darnell Autry (4th) in 1997, running back Curtis Enis (1st) and center **Olin Kreutz** (3rd) in 1998, wide receiver **Dez White** (3rd) in 2000 and wide receiver **David Terrell** in 2001 (8th). In addition to Grossman, the Bears also selected fellow Gator and junior **Ian Scott** (4th round) in the 2003 draft.

This is a list of the jersey numbers and the players who wore them in the regular season (not pre-season or training camp). The Bears are trying to update this to represent the years they wore the number (as opposed to the years they played with the Bears). If you have information, please write to: Bears PR, 1000 Football Drive, Lake Forest, IL 60045. Special thanks to Dallas Himm and Bob Wolf who helped compile this list.

1

Jim Conzelman (1920)
Jake Lanum (1920-24)
Oscar Johnson (1924)
Paddy Driscoll (1926-29)
Lee Artoe (1945)
Jeff Jaeger (1996-99)

2

Ed Sternaman (1920-27)
Joe LeFleur (1922-25)
Ralph King (1925)
Link Lyman (1926-1934)
Dick Nesbitt (1930-33)
Bill Pollock (1935-36)
Gary Famiglietti (1938-45)
Doug Flutie (1986)
Will Furrer (1992)
Mike Horan (1998)
Paul Edinger (2000-__)

3

Robert Koehler (1920-21)
Clifford Ashburn (1930)
Bronko Nagurski (1930-43)
Albert Johnson (1938)
Lewis Hamity (1941)
Dante Magnani (1943, 46, 49)
Jim Fordham (1944-45)
Eddie Allen (1947)
Wally Dryer (1949)

RETIRED FOR NAGURSKI**4**

Pard Pearce (1920-22)
Johnny Bryan (1922-25)
Joe Sternaman (1922-29)
Keith Molesworth (1931-38)
Reino Nori (1938)
Henry Clarke (1940-43)
Dante Magnani (1943, 46, 49)
F. Maznicki (1942)
Tip Mooney (1944-46)
Nick Sacrinty (1947)
John Roveto (1982)
Steve Fuller (1984-87)
Jim Harbaugh (1988-93)
Steve Walsh (1994-95)
Moses Moreno (1998)
Brad Maynard (2001-__)

5

Charley Dressen (1920)
Ken Huffine (1921)
Carl Hanke (1922)
George Bolan (1921-24)
Laurie Walquist (1922-31)

Bill Buckler (1926-31)
George Corbett (1932-38)
Anton Stolfa (1939)
Robert MacLeod (1939-40)
George McAfee (1940-50)
Billy Stone (1951-54)

RETIRED FOR McAFEE**6**

Sid Gepford (1920)
Jim Kendricks (1924)
Hec Garvey (1922-25)
Bill Senn (1926-31)
Bernie Leahy (1932)
Gene Ronzani (1933-40)
John Siegal (1939-43)
John Kindt (1947-56)
Hans Nielsen (1981)
Kevin Butler (1985-95)

7

George Halas (1920-29)
Joseph Lintzenich (1930-31)
John Sisk (1932-36)
Ernest Rentner (1936-37)
John Oelerich (1938)
Edgar Manske (1938-40)
Bill Geyer (1942)
Ed Sprinkle (1944-55)
John Huarte (1972)
Bob Avellini (1975-84)

RETIRED FOR HALAS**8**

Leo Johnson (1920)
Pete Stinchcomb (1921-22)
Johnny Bryan (1922-25)
Roy White (1923-27)
Carl Brumbaugh (1930-37)
Al Moore (1932)
George Grosvenor (1935-36)
Charles Heileman (1939)
Hugh Gallarneau (1941-45)
Dante Magnani (1943; 46, 49)
Bill Glenn (1944-45)
James Canady (1948-49)
Vince Evans (1977-83)
Maury Buford (1985-86; 89-91)
Mike Hohensee (1987)
Carlos Huerta (1996)
Cade McNown (1999-00)

9

Johnny Bryan (1922-25)
Roy White (1923-27)
Clifford Lemon (1926)
Walter Holmer (1929-30)
Paul Franklin (1930-34)
John Bettridge (1937)
Ray Buivid (1937-38)
Bill Osmanski (1939-45)
Dick Flanagan (1948-49)
Bob Williams (1951-53)
William Wade (1961-66)
Virgil Carter (1977)
John Roveto (1981)
Jim McMahon (1982-88)
Shane Matthews (1993-96; 99-01)

10

Burt Ingwerson (1920-21)
Gus Fetz (1923)
Oscar Johnson (1924)
Milton Romney (1925-29)
Leland Elnes (1929)
Leo Jensvoid (1931)
Jack Manders (1933-40)
Arthur Buss (1934-35)
John Petty (1942)
Noah Mullins (1946-49)
Al Campana (1950-53)
Tom O'Connell (1953)
Rudy Bukich (1963-68)
Bobby Douglass (1969-76)
John Duvic (1987)
Peter Tom Willis (1990-93)
Anthony Brooks (1993-94)
Mark Butterfield (1996)
Jaret Holmes (1999)
Louie Aguiar (2000)
Henry Burris (2002)

11

Andy Feichtinger (1920-21)
Oscar Knop (1923-28)
Leland Elnes (1929)
Lennon Blackman (1930)
Link Lyman (1926-34)
Harold Ely (1932)
John Doehring (1932-37)
Clifford Hansen (1933)
Arthur Buss (1934-35)
Joe Maniaci (1938-42)
Frank Morris (1942)
Bill Geyer (1943, 46)
Russ Reader (1947)
Fred Evans (1948)
Julie Rykovich (1949-51)
Jim Haluska (1956)
Jack Concannon (1967-71)
Virgil Carter (1976)
Greg Landry (1984)
Kevin Brown (1987)
Brian Gowins (1999)
Mark Hartsell (2000)

12

Jerry Jones (1920-21)
Lou Usher (1920)
Abe Yourist (1923)
Link Lyman (1926-34)
John Ryan (1929)
Frank Sullivan (1935-39)
Anton Stolfa (1939)
Harold Lahar (1941-43)
Jim Benton (1943)
Abe Croft (1944-45)
Walter Lamb (1946)
Steve Romanik (1950-53)
Zeke Bratkowski (1954-59)
Dick Norman (1961-62)
Larry Rakestraw (1964-67)
Rusty Lisch (1984)
Steve Bradley (1987)
Erik Kramer (1994-98)
Brent Bartholomew (2000)
Chris Chandler (2002-__)

History

Jersey Numbers

13

Guy Chamberlin (1920-21)
George Trafton (1920-32)
Joe Stydahar (1936-46)
Monte Merkel (1942-43)
Jake Sweeney (1944)
Frank Ramsey (1945)
Bob Snyder (1945)
Thurman Garrett (1947-48)
Jack Dugger (1949)
Rick Mirer (1997)

14

Kile MacWherter (1920)
JR Taylor (1921-22)
Fred Larson (1922)
Link Lyman (1926-34)
Harold Cunningham (1929)
Frank Don Pauley (1930)
Lloyd Burdick (1931-32)
Fred Crawford (1934-35)
Dick Plasman (1937-41; 44)
Chuck Drulis (1942)
George Zorich (1944-46)
Ed Cifers (1947-48)
Wayne Hansen (1950-59)
Willie Thrower (1953)
Ken Gorgal (1955-56)
Rudy Bukich (1958-59; 62)
Buddy Lee (1971)
Jim Harbaugh (1987)
Ben Bennett (1988)

15

Jim Conzelman (1920)
Walter Veach (1920)
Harry Englund (1920-23)
Pat Flaherty (1923)
Verne Mullen (1923-25)
Bill Fleckenstein (1925-30)
William Buckler (1926-31)
Henry Hammond (1937)
Al Matuza (1941-45)
Forest Masterson (1945)
Mike Holovak (1947-48)
Curley Morrison (1950-53)
Ed Brown (1954-61)
Virgil Carter (1968-69)
Mirro Roder (1973-74)
Mike Phipps (1977-81)
Dave Finzer (1984)
Bryan Wagner (1987-88)
Jim Miller (1999-2002)

16

Randolph Young (1920)
Russell Smith (1921-23)
Ed Healey (1922-27)
William Buckler (1926-31)
John Polisky (1929)
Henry Anderson (1931)
Charles Braidwood (1932)
Harry Richman (1929)
Bronko Nagurski (1930-39)
George Musso (1933-44)
Milt Vucinich (1945)
Rudy Mucha (1945-46)
Hank Norberg (1948)
George Blanda (1949-58)
Ed Cody (1949-51)
Kent Nix (1970-71)
Bob Thomas (1975-84)
Tim Lashar (1987)
Todd Sauerbrun (1995-99)

17

Ross Petty (1920)
Ralph Scott (1921-25)
Fred Larson (1922)
Elmer Wynne (1928)
George Lyon (1929)
Everett Nelson (1929)
Milton Frump (1930)
Jim Pederson (1932)
Joe Zeller (1938)
Bob Snyder (1939-43)
Pete Gudauskas (1943-44)
Richie Petitbon (1959-68)
Cliff Hardy (1971)
Ike Hill (1973-74)
Tom Barnhardt (1987)
Sean Payton (1987)
Quintin Smith (1990)
Chris Gardocki (1992-94)
Dave Krieg (1996)
Danny Wuerffel (2001)
Cory Sauter (2002-___)

18

JL Shank (1920)
Heartley Anderson (1922-27)
Ed Anderson (1923)
Richard Murry (1924)
Don Murry (1924-31)
Edward Michaels (1935)
Jim Mooney (1935)
Joe Stydahar (1936-46)
Edgar Manske (1937)

Alec Shellog (1939)
Adolph Kissell (1942)
Joe Osmanski (1946-49)
Fred Negus (1950)
Ron Knox (1957)
Jerry Moore (1971-72)
Mike Tomczak (1985-90)
Steve Stenstrom (1995-98)
Chris Boniol (1999)

19

Chester May (1920)
Walter "Red" May (1920)
George Bolan (1921-24)
Frank Hanny (1922-26)
Earl Evans (1926-29)
Lemon Blackmon (1930)
Eugene Smith (1930)
Latham Flanagan (1931)
Charles Tackwell (1931-33)
Dick Stahlman (1933)
Ed Kawal (1931-36)
Lou Gordon (1938)
John Siegal (1939-43)
Phil Martinovich (1940)
Bill Hempel (1942)
Nick Keriasotis (1942-44)
Dominic Sigillo (1943-44)
Peter Perez (1945)
Don Perkins (1945-46)
Harper Davis (1950)
Gary Huff (1973-76)
Ray Stachowicz (1983)

20

Jack Mintun (1921-22)
Paddy Driscoll (1926-29)
Ted Drews (1928)
Zuck Carlson (1929-36)
Fred Dreher (1938)
Bob Nowaskey (1940-42)
James Logan (1942-43)
Fred Mundee (1943-45)
Jim Keane (1946-51)
Ray Gene Smith (1954-47)
Pete Johnson (1959)
Justin Rowland (1960)
Bobby Jackson (1961)
Joe Taylor (1967-74)
Mike Adamle (1975-76)
Reuben Henderson (1981-82)
Kevin Potter (1983-84)
Thomas Sanders (1985-89)
Mark Carrier (1990-96)
Corey Dowden (1997)

RETIRED NUMBERS

The Bears have retired 13 jersey numbers, most in the NFL and one behind baseball's New York Yankees with 14. Both clubs are short of the NBA's Boston Celtics' 20 retired numbers.

3	Bronko Nagurski, RB-T	42	Sid Luckman, QB
5	George McAfee, RB-DB	51	Dick Butkus, LB
7	George Halas, E	56	Bill Hewitt, E
28	Willie Galimore, RB	61	Bill George, LB
34	Walter Payton, RB	66	Clyde "Bulldog" Turner, C-LB
40	Gale Sayers, RB	77	Harold "Red" Grange, RB-DB
41	Brian Piccolo, RB		

James Allen (1998-2001)
Roosevelt Williams (2002-__)

21

Hugh Blacklock (1920-25)
Verne Mullen (1923-25)
Dick Sturtridge (1928-29)
Daniel McMullen (1930-31)
Paul Engebretsen (1932)
Wayland Becker (1934)
Dan Fortmann (1936-43)
Chuck Drulis (1945-50)
Bunny Figner (1953)
Ron Drzewiecki (1955-56)
Perry Jeter (1956-57)
John Arnett (1964-66)
Cecil Turner (1968-73)
Dave Gagnon (1974)
Nemiah Wilson (1975)
Leslie Frazier (1981-85)
Eddie Phillips (1987)
Donnell Woolford (1989-96)
Darnell Autry (1997)
Terry Cousin (1998-99)
R.W. McQuarters (2000-__)

22

Roy Adkins (1920-21)
Jim McMillen (1924-29)
Paul Schuette (1930-32)
William Karr (1933-38)
Saul Sherman (1939-40)
Norm Standlee (1941)
Lloyd Reese (1946)
Ed Ecker (1947)
Bobby Layne (1948)
George Blanda (1949-58)
SJ Whitman (1953-54)
Jesse Castete (1956)
Billy Martin (1962-64)
Bill Martin (1964-65)
Charley Brown (1966-67)
Ross Montgomery (1969-70)
Cyril Pinder (1971)
Clifton Taylor (1974)
Johnny Musso (1975-77)
Dave Williams (1979-81)
Dave Duerson (1983-88)
Johnny Bailey (1990-91)
Robert Green (1993-96)
Ronnie Harmon (1997)
Shawn Wooden (2000)
Than Merrill (2001)

23

Guy Chamberlain (1920-21)
Roy White (1923-27)
Ernie Vick (1925-27)
Ralph Maillard (1929)
Lyle Drury (1930-31)
Gilbert Bergerson (1932-33)
Victor Zizak (1934)
Ted Rosequist (1934-36)
Verne Oech (1936)
Ernest Renter (1936-37)
Aldo Forte (1939-42)
Connie Berry (1942-46)
Washington Serint (1948-51)
Jerry Shipkey (1953)
Dave Whitsell (1961-66)

Al Dodd (1967)
Clarence Childs (1958)
Lee Calland (1969)
Dick Daniels (1969-70)
Joe Barnes (1974)
Len Walterscheid (1977-82)
Shaun Gayle (1984-94)
Marty Carter (1995-98)
Jerry Azumah (1999-__)

24

Lennie High (1920)
Heartley Anderson (1922-27)
Chuck Kassel (1927)
Reginald Russell (1928)
Luke Johnsos (1929-37)
Frank Bausch (1937-40)
Billy Hughes (1940-41)
Fred Davis (1946-51)
Erich Barnes (1958-60)
Roosevelt Taylor (1961-68)
Don Shy (1970-72)
Willie Roberts (1973)
Virgil Livers (1975-79)
Jeff Fisher (1981-84)
Vestee Jackson (1986-89)
Eric Jefferies (1987)
Richard Fain (1992)
Kevin Miniefield (1993-96)
Terry Cousin (1997)
Glyn Milburn (1998-01)
Reggie Austin (2002)

25

Garland Grange (1929-31)
Walter Kiesling (1934)
Forrest McPherson (1935)
Ray Nolting (1936-43)
Jackie Hunt (1945)
Mike Jarmoluk (1946-47)
Ed Macon (1952-54)
JC Caroline (1956-65)
Linzy Cole (1970)
Ron Shanklin (1975-76)
Art Best (1977-78)
Lonnie Perrin (1979)
Todd Bell (1981-86)
Brad Muster (1988-92)
Keshon Johnson (1993-94)
Anthony Johnson (1995)
Pat Eilers (1995)
Chris Martin (1996)
Tom Carter (1997-99)
Thomas Smith (2000)
Autry Denson (2001)
Bobby Gray (2002-__)

26

Jim Kendrick (1924)
Harold Erickson (1925)
John Mohardt (1925)
Henry Vick (1925-27)
Bert Pearson (1929-34)
Milford Miller (1932)
Kay Bell (1937)
Charles Apolskis (1938-39)
Al Baisi (1940-42)
Al Hoptowit (1941-45)
Joe Abbey (1948-49)
Richard Barwegen (1950-52)

Charles Sumner (1955-58)
Bernie McRae (1962-70)
Carl Garrett (1973-74)
Matt Suhey (1980-89)
John Mangum (1990-98)
Jermaine Jones (1999)
Todd McMillon (2000-__)

27

James Crawford (1925)
Walter Voss (1927-28)
Harvey Long (1929)
John Polisky (1929)
Ed Kawal (1931-36)
Alvin Culver (1932)
John Doehring (1932-37)
Milt Trost (1935-39)
Joe Mihal (1940-41)
Edgar Jones (1945)
Owen Goodnight (1946)
John Sisk, Jr. (1964)
Randy Montgomery (1974)
Bob Grim (1975)
Mike Richardson (1983-88)
Brian Taylor (1989)
Lewis Tillman (1994-95)
Walt Harris (1996-2001)
Rabih Abdullah (2002-__)

28

Ed Garvey (1925)
Aldous Haddon (1928)
Larry Steinbach (1930-31)
Fritz Febel (1935)
Robert Allman (1936)
Gust Zarnas (1938)
Chet Chesney (1939-40)
Bob Steuber (1942-43)
Lloyd Lowe (1953-54)
Willie Galimore (1957-63)

RETIRED FOR GALIMORE**29**

Bill McElwain (1925)
John Wallace (1928)
Joe Kopcha (1929-33)
Gus Mastrogany (1931)
Russ Thompson (1936-39)
Ed Kolman (1940-44)
Douglas McNulty (1943-44)
Glenn Burgeis (1945)
John Hoffman (1949-56)
McNeil Moore (1954-56)
Glen Shaw (1960)
Ronnie Bull (1962-70)
Bob Jeter (1971-72)
Mike Morgan (1978)
Vaughn Lusby (1980)
Dennis Gentry (1982-92)
Raymont Harris (1994-97)
Frankie Smith (1998-2001)
Adrian Peterson (2002-__)

History

Jersey Numbers

30

Gerald Seiberling (1932)
 Bob Dunlap (1935)
 George Wilson (1937-46)
 Allen H. Smith (1947-48)
 Herb Falkenberg (1952)
 Bobby Jack Floyd (1953)
 Chick Jagade (1954-55)
 Jimmy Gunn (1970-75)
 John Skibinski (1978-81)
 Jack Cameron (1984)
 George Duarte (1987)
 George Streater (1989)
 James Rouse (1990-91)
 Tony Carter (1994-97)
 Ricky Bell (1998)
 Mike Brown (2000-__)

31

Dick Schweidler (1938-41)
 Len Akin (1942)
 Paul Padmajersky (1944)
 Stuart Clarkson (1946-50)
 Emerson Cole (1952)
 Joe Fortunato (1955-66)
 Ross Brupbacher (1970-73)
 Bill Knox (1974-76)
 Anthony Hutchison (1983-84)
 Thomas Sanders (1985-89)
 Ken Taylor (1984)
 Eric Jefferies (1987)
 Bruce McCray (1987)
 Greg Lasker (1988)
 Mark Green (1989-92)
 Rashaan Salaam (1995-97)
 Daimon Shelton (2001-__)

32

Art Buck (1941)
 Al Grygo (1944-45)
 Allen Smith (1947-48)
 Johnny Lujack (1948-51)
 Leon Campbell (1952-54)
 Lionel Taylor (1959)
 Ralph Kurek (1965-70)
 Charlie Ford (1971-73)
 Chris Brewer (1987)
 Garland Rivers (1987)
 Lemuel Stinson (1988-92)
 Dwayne Joseph (1995-96)
 Ricky Bell (1997)
 Edgar Bennett (1998-99)
 Marlon Barnes (2000)
 Leon Johnson (2001-02)

33

Denny Meyers (1931)
 Herb Joesting (1931-32)
 Bernie Masterson (1934-40)
 Ray Nolting (1936-43)
 George McAfee (1940-50)
 Frank Martin (1941)
 Johnny Long (1944-45)
 Bill Johnson (1946-47)
 Jack Karwales (1946-47)
 Allen Lawler (1948)
 Bob Perina (1949-50)
 Wizzer White (1951-52)

Jerry Shipkey (1953)
 Larry Morris (1959-65)
 Mike Hull (1968-70)
 Jim Grabowski (1971)
 Gary Kosins (1972-74)
 Ted Vactor (1975)
 Jack Deloplain (1979)
 Calvin Thomas (1982-87)
 Lars Tate (1990)
 Darren Lewis (1991-92)
 Merrill Hoge (1994)
 Tyrone Hughes (1997)
 Bam Morris (1998)
 Larry Whigham (2001-02)

34

Jack Torrance (1939-40)
 John Federovich (1941-42)
 John Dottley (1951-53)
 Joe Marconi (1962-66)
 Tim Casey (1969)
 Bill Tucker (1971)
 Norm Hodgins (1974)
 Walter Payton (1975-87)
RETIRED FOR PAYTON

35

Dick Bassi (1938-39)
 Lee Artoe (1940-43)
 Bill Steinkemper (1942-43)
 Fred Hartman (1947)
 Paul Stenn (1948-51)
 Rick Casares (1955-64)
 Jim Harrison (1971-74)
 Roland Harper (1975-82)
 Mike Hintz (1987)
 Neal Anderson (1986-93)
 James Burton (1994-97)
 Anthony Thomas (2001-__)

36

Stuart Clarkson (1942)
 Bill Steinkemper (1942-43)
 Fred Mondee (1943)
 John Morton (1945)
 Tom Farris (1946-47)
 Bill DeCorrevont (1948-49)
 Merrill Douglas (1958-60)
 James Smith (1961)
 Ron Copeland (1969)
 Roger Lawson (1972-73)
 Perry Williams (1974)
 Tom Donchez (1975)
 Larry Schreiber (1976)
 Wentford Gaines (1978-80)
 Maurice Douglas (1986-94)
 Frank Harris (1987)
 Markus Paul (1989-93)
 Anthony Marshall (1994-97)
 Ray Austin (1998-99)
 Stanley Pritchett (2001-__)

37

Edward Aspatore (1934)
 Young Bussey (1940-41)
 James Logan (1942-43)
 Bernie Digris (1943)
 Bob Steuber (1943)
 Bob Masters (1943-44)
 Edgar Jones (1945)

Charles Mitchell (1945)
 Broughton Williams (1947)
 John O'Quinn (1960-61)
 George Youngblood (1969)
 Rich Coady (1970-74)
 Cid Edwards (1975)
 Conrad Graham (1973)
 Willie McClendon (1979-82)
 Darryl Clark (1987)
 Maurice Douglass (1986-94)
 Pat Eilers (1995)
 Keshon Johnson (1995)
 Tony Parrish (1998-2001)
 Damon Moore (2002)

38

Roger Ashmore (1927)
 Sam Francis (1937-38)
 Charles Apolskis (1938-39)
 Bill Milner (1947-49)
 Ed Bradley (1950-51)
 William Brown (1961)
 Ray Ogden (1969-71)
 Dave Juenger (1973)
 Lakei Heimull (1987)
 John Hardy (1991)
 Tim Worley (1993-94)
 Mike Faulkerson (1995-96)
 Mike Dulaney (1997)
 Robert Chancey (1998)
 Eric Joyce (2002-__)

39

George Gulyanics (1947-52)
 Pete Perini (1953-54)
 JD Smith (1956)
 Ralph Anderson (1958)
 John Adams (1959-62)
 Phil Clark (1970)
 Reggie Sanderson (1973)
 Robin Earl (1977-82)
 Al Wolden (1987)
 Curtis Stewart (1988)
 Jeremy Lincoln (1992-95)
 Curtis Enis (1998)
 Reggie Austin (2001)
 Travis Coleman (2002)

40

Al Campana (1950-53)
 Frank Dempsey (1950-53)
 Stan Wallace (1954-57)
 Don Mullins (1961-62)
 Gale Sayers (1965-71)
 Steve Trimble (1987)

RETIRED FOR SAYERS

41

John Schiechl (1945-46)
 Jack Matheson (1947)
 Alf Bauman (1948-50)
 Babe Dimancheff (1952)
 Harland Carl (1956)
 Brian Piccolo (1966-69)
RETIRED FOR PICCOLO

42

Sid Luckman (1939-50)
RETIRED FOR LUCKMAN

43

Jim Dooley (1952-60)
 Larry Glueck (1963-65)
 Bob Jones (1967)
 George Farmer (1970-75)
 Earl Douthitt (1975)
 Craig Clemons (1972-77)
 Mike Ulmer (1980)
 Emery Moorehead (1981)
 Walt Williams (1982-83)
 Lorenzo Lynch (1987-90)
 Dennis Lundy (1995)
 Mike Green (2000-__)

44

Paul Goebel (1925)
 Earl Evans (1926-29)
 Ray Richards (1933-36)
 Bob Margarita (1944-46)
 Frank Minini (1947-49)
 Frank Szymanski (1949)
 WD Garrett (1950)
 Gary Lyle (1968-74)
 Terry Schmidt (1976-84)
 Mike Stoops (1987)
 Todd Krumm (1988)
 Bob Christian (1992-94)
 Michael Hicks (1996-97)
 Curtis Enis (1998-2000)

45

Walt Sticker (1946-49)
 Gerald Weatherly (1950-52)
 Billy Stone (1951-54)
 Bobby Watkins (1955-57)
 Rocky Ryan (1958)
 Don Bishop (1959)
 Dick Gordon (1965-71)
 Gary Fencik (1976-87)
 Craig Heyward (1993)
 Tony Stargell (1997)
 Scott Dragos (2000-01)

46

Al Babartsky (1943-45)
 Chuck Hunsinger (1950-52)
 William Anderson (1953-54)
 Don Bingham (1956)
 Jesse Whittenton (1958)
 Angelo Coia (1960-63)
 Curtiss Gentry (1966-68)
 Craig Baynham (1970)
 Matt Maslowski (1972)
 Pete Van Valkenburg (1974)
 Doug Plank (1975-82)
 Anthony Mosley (1987)
 Mickey Pruitt (1988-90)
 John Ivlow (1993)
 Marlon Forbes (1996-98)

47

Ted Rosequist (1934-36)
 Bill Conkright (1937-38)
 Rex Proctor (1953)
 Johnny Morris (1958-67)
 John Davis (1970)
 Ken Grandberry (1974)
 Mike Spivey (1977-79)
 Jonathan Hoke (1980)
 Egypt Allen (1987)

Anthony Blaylock (1993)
 Randy Hilliard (1998)
 Chris Hudson (1999)
 Ray McElroy (2000)

48

Beattie Feathers (1934-37)
 Bob Swisher (1938-41)
 Charles O'Rourke (1942)
 Joe Vodicka (1943-45)
 Howie Livingston (1953)
 Harry Hugasian (1955)
 Vic Zucco (1957-59)
 Tommy Neck (1962-63)
 Andy Livingston (1964-65)
 Ron Smith (1965-70)
 Allen Ellis (1973-79)
 Reggie Phillips (1985-87)
 Clifton Abraham (1996)
 Van Hiles (1997)

49

James Lesane (1952-53)
 Henry Mosley (1955)
 Jack Johnson (1957-59)
 Charles Bivins (1960-66)
 Major Hazelton (1968-69)
 David Tate (1968-71)
 Joe Moore (1971-72)
 Dave Becker (1980)
 Donald Jordan (1984)
 Pete Ranford (1987)
 Tremayne Allen (1997)
 Ty Hallock (1998-99)
 Marq Cerqua (2002-__)

50

Gerald Weatherly (1950-54)
 John Danmore (1957-58)
 Mike Pyle (1961-69)
 Bob Hyland (1970)
 Gene Hamlin (1971)
 Waymond Bryant (1974-78)
 Chris Devlin (1978)
 Mark Merrill (1979)
 Mike Singletary (1981-92)

51

Wayne Hansen (1950-58)
 Ken Kavanaugh (1940-47)
 Clinton Wager (1942-43)
 Rudy Smeja (1944-45)
 Dick Butkus (1965-73)
 Mel Rogers (1977)
 Doug Becker (1978)
 Bruce Herron (1978-82)
 Kelvin Atkins (1983)
 Jim Morrissey (1985-93)
 Mark Rodenhauser (1987)

RETIRED FOR BUTKUS**52**

Rich Coady (1970-74)
 John Babinecz (1975)
 Dan Neal (1975-84)
 Cliff Thrift (1985)
 Larry Rubens (1986)
 Len Seward (1987)
 Mark Rodenhauser (1987-88)
 Mickey Pruitt (1988-91)

Darwin Ireland (1995)
 Robert Bass (1995)
 Bryan Cox (1996-97)
 Andre Collins (1998)
 Keith Burns (1999)
 Bobbie Howard (2001-__)

53

Pat Preston (1946-49)
 Bill Wightkin (1950-57)
 Billy Autrey (1953)
 Ken Kirk (1960)
 James Purnell (1964-69)
 Dave Martin (1969)
 Larry Rowden (1971)
 Gail Clark (1973)
 Dan Peiffer (1975-77)
 Tommy Hart (1978-79)
 Paul Tabor (1980-82)
 Dan Rains (1982-86)
 Larry Rubens (1986)
 Brent Johnson (1987)
 Danté Jones (1988-94)
 Michael Lowery (1996-97)
 Lemanski Hall (1998)
 Warrick Holdman (1999-__)

54

Joe Savoldi (1930)
 Jesse Hibbs (1931)
 Dick Klawitter (1956-57)
 Charles Howley (1958-59)
 Roger LeClerc (1960-66)
 Bill McKinney (1972)
 Adrian Young (1973)
 Larry Ely (1975)
 Tom Hicks (1976-80)
 Brian Cabral (1981-84)
 Doug Rothschild (1987)
 John Adickes (1987-88)
 LaSalle Harper (1989)
 Greg Briggs (1996)
 Ron Cox (1990-95, 1997)
 Ricardo McDonald (1998-99)
 Brian Urlacher (2000-__)

55

Bob Fenimore (1947)
 Fred Venturelli (1948)
 JR Boone (1948-51)
 Robert Moser (1951-54)
 Larry Strickland (1954-59)
 Doug Buffone (1966-79)
 Otis Wilson (1980-87)
 John Roper (1989-92)
 Vinson Smith (1993-96)
 Sean Harris (1997)
 Greg Jones (2001)
 Mike Caldwell (2002-__)

56

Bill Hewitt (1932-36)
RETIRED FOR HEWITT

History

Jersey Numbers

57

Billy Patterson (1939)
Ray McLean (1940-47)
JR Boone (1948-51)
Rich Leeuwenberg (1965)
Dan Pride (1968-69)
Don Rives (1973-78)
Lee Kunz (1979-81)
Al Chesley (1982)
Bruce Huther (1982)
David Simmons (1983)
Tom Thayer (1985-92)
Eldridge Milton (1987)
Sean Harris (1995-96)
Anthony Peterson (1997)
Olin Kreutz (1998-__)

58

Ed Neal (1951)
John Kreamcheck (1953-55)
Bob Konovsky (1960)
Franklin McRae (1967-74)
Jim Ferguson (1969)
Bob Pifferini (1972-75)
Jerry Muckensturm (1976-82)
Wilber Marshall (1984-88)
Steve Hyche (1989)
Michael Stonebreaker (1991)
Jay Leeuwenberg (1992-95)
Chris Villarrial (1996-__)

59

Rudy Kuechenberg (1967-69)
Carl Gersbach (1975)
Gary Campbell (1977-83)
Ron Rivera (1984-92)
Joe Cain (1993-96)
Daryl Carter (1997)
Jim Schwantz (1998)
Rosevell Colvin (1999-2002)

60

Don Healy (1958-59)
Roger Davis (1960-63)
Brian Schweda (1966)
Doug Kriewald (1967-68)
LeeRoy Caffey (1970)
Wally Chambers (1973-77)
Lynn Boden (1979)
Tom Andrews (1984-85)
Keith Smith (1987)
Stan Thomas (1991-92)
Gene McGuire (1993-94)
Darwin Ireland (1994-95)
Casey Wiegmann (1997-00)
Terrence Metcalf (2002-__)

61

Richard Barwegen (1950-52)
Bill George (1952-65)
Don Croftcheck (1967)
Glen Holloway (1970-73)
RETIRED FOR GEORGE

62

Frank Dempsey (1950-53)
Kline Gilbert (1953-57)
Mike Reilly (1964-68)

Glen Holloway (1970-73)
Tom Forrest (1974)
Dan Jiggetts (1976-82)
Mark Bortz (1983-93)
Chris Gray (1997)
Robert Newkirk (2000-01)

63

ML Brackett (1956-57)
Bob Wetoska (1960-69)
John Neidert (1970)
Steve Kinney (1973-74)
Mark Nordquist (1975-76)
Fred Dean (1977)
Jon Morris (1978)
Tony Ardizzone (1979)
Jay Hilgenberg (1981-91)
Todd Burger (1993-97)
Ryan Benjamin (2001)
Jody Littleton (2002)

64

Terrell "Ted" Daffer (1954)
Mike Rabold (1964-66)
Larry Horton (1972-73)
Ernie Jenet (1972-74)
Ted Albrecht (1977-81)
John Roehik (1987)
Dave Zawatson (1989)
Glenell Sanders (1990)
Mirko Jurkovic (1992)
Andy Heck (1994-98)
Rex Tucker (1999-__)

65

Herman Clark (1952-56)
John Hatley (1953)
Abe Gibron (1958-59)
Stan Fanning (1960-62)
Tom Bettis (1963)
Randy Jackson (1967-74)
Noah Jackson (1975-83)
Eugene Rowell (1987)
Tony Woods (1989)
Terry Price (1990)
Jim Schwantz (1992)
Tory Epps (1993-94)
Evan Pilgrim (1995-97)
Patrick Mannelly (1998-__)

66

Phil Martinovich (1940)
Clyde Turner (1940-52)
John Schiechl (1945-46)
RETIRED FOR TURNER

67

Ed Bradley (1950-51)
Tom Roggeman (1956-57)
Ted Karras (1960-64)
George Seals (1965-71)
Bill Line (1972)
Mike Hoban (1974)
Dan Hultz (1974)
Phil McKinnely (1982)
Tim Norman (1983-76)
John Arp (1987)
Jerry Fontenot (1989-96)
Bill Schultz (1997)
Greg Huntington (1997-99)

68

Gerald Stautberg (1951)
John Badaczewski (1953)
George Burman (1964)
Howard Mudd (1969-70)
Jim Osborne (1972-84)
Paul Blair (1986-87)
Sean McInerney (1987)
Chris Dyko (1989)
Jim Flanigan (1994)
Carl Reeves (1996-98)

69

Ralph Jecha (1955)
William Roehnel (1958-59)
Ted Wheeler (1970)
Revie Sorey (1975-82)
Stuart Rindy (1987)
Tom Myslinski (1993-94)
Vernice Smith (1993)
Octus Polk (1995-96)
Mike Gandy (2001-__)

70

Alvin Culver (1932)
Art Davis (1953-54)
Herman Lee (1958-66)
Bob Pickens (1967-68)
Kenneth Kortas (1969)
Jeff Curchin (1970-71)
Andy Rice (1972-73)
Dennis Lick (1976-81)
Henry Waechter (1982-86)
Jim Althoff (1987-88)
Troy Auzenne (1992-95)
Ken Anderson (1999)
Alfonso Boone (2001-__)

71

George Connor (1948-55)
Earl Leggett (1957-66)
Rufus Mayes (1969)
Tony McGee (1971-73)
Roger Stillwell (1975-77)
Rocco Moore (1980)
Perry Hartnett (1982-83)
Jack Oliver (1987)
Caesar Rentie (1988)
James Williams (1991-2002)

72

Bill Wightkin (1949-50)
Bill George (1952-65)
Ed Nickla (1959)
Jim Cadlie (1962-72)
Gary Hrivnak (1973-76)
Brad Shearer (1978-80)
Jerry Doerger (1982)
John Janata (1983)
William Perry (1985-93)
Scott Adams (1995)
Jon Clark (1996-97)
Chris Maumalanga (1997)
Carl Powell (2001)
Ernest Grant (2002-__)

73

Bill Bishop (1952-60)
Steve Barnett (1963)
Greg Cornish (1966-69)
Steve Wright (1971)

Rich Buzin (1972)
 Mike Hartenstine (1975-86)
 John Wojciechowski (1987-93)
 Marcus Keyes (1996)
 Kevin Dogins (2001-__)

74

Herman Clark (1952-56)
 Paul Lipscomb (1954)
 Bob Kilcullen (1957-65)
 Dan James (1967)
 Wayne Mass (1968-70)
 Bob Asher (1972-75)
 Jerry Meyers (1976-79)
 Jeff Williams (1982)
 Jim Covert (1983-90)
 Garland Hawkins (1995)
 Jimmy Herndon (1997-2001)
 Bernard Robertson (2002-__)

75

Fred Williams (1952-62)
 Riley Mattson (1965)
 Dave Hale (1969-71)
 Jeff Sevy (1975-78)
 Henry Waechter (1982-85)
 Stefan Humphries (1984-86)
 Chuck Harris (1987)
 John Shannon (1988-89)
 Ron Mattes (1991)
 Todd Perry (1993-00)
 Marc Colombo (2002-__)

76

Charles Miller (1932-37)
 Milford Miller (1932)
 Lester McDonald (1937-39)
 Hampton Pool (1940-43)
 Elmo Kelly (1944)
 Bob Cross (1952-53)
 Ed Meadows (1954-56)
 John Mellekas (1956-60)
 John Johnson (1963-68)
 Bill Staley (1970-71)
 Dave Gallagher (1974)
 Ron Rydalch (1975-80)
 Steve McMichael (1981-93)
 Marcus Spears (1995-96)
 Shawn Lee (1998)
 Brad Culpepper (2000)
 Bobby Setzer (2002-__)

77

Red Grange (1925; 1929-34)
 Link Lyman (1926-34)
RETIRED FOR GRANGE

78

Art Davis (1953-54)
 Stan Jones (1954-65)
 Harry Gunner (1970)
 Bob Newton (1971-75)
 John Ward (1976)
 Greg Johnson (1977)
 Keith Van Horne (1981-92)
 Pat Riley (1995)
 Blake Brockermeyer (1999-2001)

79

Dick Klein (1958-59)
 Art Anderson (1961-62)
 Dick Evey (1964-68)
 John Hoffman (1971)
 Lionel Antoine (1972-76)
 Emanuel Zanders (1981)
 Kurt Becker (1982-89)
 Charles Age (1992)
 Marcus Spears (1994)
 Scotty Lewis (1995)
 Jerry Wisne (1999-00)
 Steve Edwards (2002)

80

Earl Britton (1925)
 Clement Neacy (1927)
 Ted Drews (1928)
 Tom Hearndon (1929)
 John Helwig (1953-56)
 Ralph Anderson (1958)
 Ed Cooke (1958)
 Robert Jencks (1963-65)
 Jimmy Jones (1965-67)
 Jon Kilgore (1968)
 Jerry Simmons (1969)
 Craig Cotton (1973)
 Bo Rather (1974-78)
 Rickey Watts (1979-83)
 Tim Wrightman (1985-86)
 Gary Mullen (1987)
 James Thornton (1988-92)
 Curtis Conway (1993-99)
 Dez White (2000-__)

81

George Connor (1948-55)
 Larry Brink (1954)
 Doug Atkins (1955-66)
 Marty Amsler (1967-68)
 Mike Reppond (1973)
 Clint Haselrig (1974)
 Gary Butler (1975)
 Bob Bruer (1976)
 Chuck Bradley (1977)
 Robin Earl (1977-82)
 Harry Washington (1979)
 Jay Saldi (1983-84)
 James Maness (1985)
 Lew Barnes (1986)
 Don Kindt (1987)
 Anthony Morgan (1991-93)
 Fred Banks (1993)
 Jeff Graham (1994-95)
 Bobby Ingram (1996-00)
 Ahmad Merritt (2001-__)

82

Del Bjork (1937-38)
 Ray Bray (1939-48)
 Anthony Ippolito (1943)
 Tom Roberts (1943-44)
 Jack Hoffman (1952-56)
 Dick Hensley (1953)
 Maury Youmans (1960-63)
 Rich Kreitling (1964)
 Emilio Vallez (1968-69)
 Earl Thomas (1971-73)
 Matt Maslowski (1972)
 Fred Pagac (1974)

Royce Berry (1976)
 John Gilliam (1977)
 Alan Page (1978-81)
 Ken Margerum (1982-84)
 Brian Glasgow (1987)
 Wendell Davis (1988-93)
 Nate Lewis (1994-95)
 John Jackson (1996)
 Fabien Bownes (1996-98)
 Eddie Kennison (2000)
 John Davis (2001-__)

83

Bill McColl (1952-59)
 Roger LeClerc (1960-66)
 Mac Percival (1967-73)
 Charles Wade (1974)
 Randy Burks (1976)
 Steve Rivera (1977)
 Golden Richards (1978-79)
 Kris Haines (1979-81)
 Willie Gault (1983-87)
 Lawrence White (1987)
 Eric Wright (1991-92)
 Terry Obee (1993)
 Michael Timpson (1995-96)
 Eric Smith (1997)
 Macey Brooks (1999-00)
 David Terrell (2001-__)

84

Gerald Weatherly (1950-52)
 John Farrington (1960-63)
 Ron Smith (1965-68)
 Austin Denney (1967-69)
 Jim Seymour (1970-72)
 Richard Harris (1974-75)
 Brian Baschnagel (1976-84)
 Sam Bowers (1987)
 Ron Morris (1987-92)
 Chris Gedney (1993-96)
 Kerry Cash (1996)
 John Allred (1997-00)
 Fred Baxter (2001-02)

85

Bob Carey (1958)
 Bill Martin (1964-65)
 Duane Allen (1966-67)
 Willie Holman (1968-73)
 Wayne Wheeler (1974)
 Steve Schubert (1975-79)
 Bob Fisher (1980-81)
 Dennis McKinnon (1983-89)
 Todd Black (1987)
 Keith Jennings (1991-97)
 Alonzo Mayes (1998-2000)
 Kaseem Sinceno (2000)
 John Gilmore (2002-__)

History

Jersey Numbers

86

Bill Wightkin (1950-57)
 Brad Rowland (1951)
 Ed Meadows (1954-56)
 Bob Jewett (1958)
 Pete Manning (1960-61)
 Gary Barnes (1964)
 Lloyd Phillips (1967-69)
 Jim Hester (1970)
 Bob Parsons (1972-83)
 Brad Anderson (1984-85)
 Clay Pickering (1986)
 Rick Benware (1987)
 Cap Boso (1987-91)
 Barry Wagner (1992)
 Willie Harris (1993)
 Marv Cook (1994)
 Chris Penn (1997-98)
 Marty Booker (1999-__)

87

Harlon Hill (1954-61)
 Ed O'Bradovich (1962-71)
 Steve DeLong (1972)
 Tom Reynolds (1973)
 Billy Newsome (1977)
 Mike Cobb (1978-81)
 Emery Moorehead (1981-88)
 Darryl Starks (1987)
 Tom Waddle (1989-94)
 Greg Primus (1995)
 Andre President (1995)
 Bobby Neely (1996)
 Ricky Proehl (1997)
 D'Wayne Bates (1999-2001)
 Vinny Sutherland (2002)
 Jamin Elliott (2002-__)

88

Gene Schroeder (1951-57)
 Willard Dewveall (1959-60)
 Bobby Joe Green (1962-73)
 Jim Kelly (1974)
 Greg Latta (1975-80)
 Marcus Anderson (1981)
 Brooks Williams (1981-82)
 Ken Knapczyk (1987)
 Glen Kozlowski (1987-92)
 Danta Whitaker (1993)
 Fabien Bownes (1995)
 Jack Jackson (1996)
 Harper Le Bel (1997)
 Marcus Robinson (1998-2002)

89

John Hoffman (1949-56)
 Les Cowan (1951)
 John Aveni (1959-60)
 Mike Ditka (1961-66)
 Terry Stoepel (1967)
 Bob Wallace (1968-72)
 Mel Tom (1973-75)
 James Scott (1976-80; '82)
 Ken Margerum (1981)
 Mitch Krenk (1984)
 Keith Ortego (1985-88)
 Will Johnson (1987)

James Coley (1990)
 Ryan Wetright (1993-99)
 Dustin Lyman (2000-__)

90

Henry Mosley (1955)
 Al Harris (1979-87)
 Alonzo Spellman (1992-97)
 Van Tuinei (1999-01)
 Bryan Knight (2002-__)

91

Pat Dunsmore (1983-84)
 Jay Norvell (1987)
 Fred Washington (1990)
 Kelly Blackwell (1992)
 Myron Baker (1993-95)
 Rob Davis (1996)
 John Thierry (1997-98)
 Khari Samuel (1999-2000)

92

Rob Fada (1983-84)
 Raymond Morris (1987)
 Troy Johnson (1988-89)
 Barry Minter (1993-00)
 Ted Washington (2001-__)

93

Oliver Williams (1983)
 Will Johnson (1987)
 Guy Teafatiller (1987)
 Trace Armstrong (1989-94)
 Ervin Collier (1995)
 Paul Grasmanis (1996-98)
 Phillip Daniels (2000-__)

94

Mike January (1987)
 Dick Chapura (1987-89)
 John Thierry (1994-96)
 Shane Burton (1999)
 Ty Hallock (2000)
 Keith Traylor (2001-__)

95

Richard Dent (1983-93; 1995)
 Pat Riley (1995)
 Dana Howard (1996)
 Mark Thomas (1997-98)
 Russell Davis (1999)
 Troy Wilson (2000)
 Karon Riley (2001)
 Keith McKenzie (2002)
 John Stamper (2002-__)

96

Andy Frederick (1983-85)
 Keith Ortego (1985-87)
 Greg Fitzgerald (1987)
 Tim Ryan (1990-93)
 Percy Snow (1993)
 Al Fontenot (1993-96)
 Tyrone Williams (1997)
 Chris Draft (1998)
 Clyde Simmons (1999-00)
 Alex Brown (2002-__)

97

Bobby Bell (1987)
 Sean Smith (1987-88)
 Chris Zorich (1991-97)
 Mike Wells (1998-00)
 Christian Peter (2002)

98

Tyrone Keys (1983-85)
 Brian Glasgow (1987)
 Jon Norris (1987)
 Greg Clark (1988)
 Brent Novoselsky (1988)
 Carl Simpson (1993-97)
 Bryan Robinson (1998-__)

99

Jim Daniell (1945)
 Dan Hampton (1979-90)
 Tim Ryan (1993-94)
 Jim Flanigan (1995-00)
 Joe Tafoya (2001-__)

There are no known jersey numbers

for the following players:

Richard Barker (1921)
 Bill Battles (1939)
 JA Blackburn (1923)
 JB Bonderant (1922)
 Art Bramhall (1931)
 Ed Brockman (1930)
 Lester Corzine (1938)
 JB Ferguson (1932)
 Glen Greenwood (1924)
 Charles Harley (1921)
 Frank Henry (1922-26)
 Fred Hobschild (1927)
 William Hurst (1924)
 Jerry Keefe (1920)
 W. LaForest (1920)
 Bernie Leahy (1932)
 James Leonard (1924)
 Charles Malone (1933)
 Charles Mucha (1935)
 JF O'Connell (1924)
 Nelson Rupp (1921)
 Frank Rydzewski (1923)
 Hub Shoemaker (1920-21)
 Arthur Sigmund (1923)
 Clarence Smith (1942)
 Merrill Taft (1924)
 Richard Vick (1925)
 Damon Wetzel (1935)

This is a list of 1,235 players who have been on the Chicago Bears' active roster for at least one NFL game from 1920 through 2002.

* indicates deceased players

• A •

Abbey, Joe (North Texas State)	E	1948-49
Abdullah, Rabih (Lehigh)	RB	2002
Abraham, Clifton (Florida State)	CB	1996
Adamle, Mike (Northwestern)	RB	1975-76
Adams, John (Los Angeles State)	B	1959-62
Adams, Scott (Georgia)	T	1995
Adickes, John (Baylor)	C	1987-88
Adkins, Roy* (Millikin & Bethany)	G	1920-21
Age, Louis (SW Louisiana)	T	1992
Aguiar, Louie (Utah State)	P	2000
Akin, Len (Baylor)	G	1942
Albrecht, Ted (California)	T	1977-81
Allen, Duane (Santa Ana)	E	1966-67
Allen, Eddie (Pennsylvania)	FB	1947
Allen, Egypt (TCU)	DB	1987
Allen, James (Oklahoma)	RB	1998-2001
Allen, Tremayne (Florida)	TE	1997-98
Allman, Robert (Michigan State)	E	1936
Alfred, John (USC)	TE	1997-2000
Althoff, Jim (Winona State)	DT	1987
Amsler, Marty (Evansville)	DE	1967-68
Anderson, Art (Idaho)	T	1961-62
Anderson, Brad (Arizona)	WR	1984-85
Anderson, Ed* (Notre Dame)	E	1923
Anderson, Henry (Northwestern)	G	1931
Anderson, Hunk* (Notre Dame)	G	1922-27
Anderson, Ken (Arkansas)	DT	1999
Anderson, Marcus (Tulane)	WR	1981
Anderson, Neal (Florida)	RB	1986-93
Anderson, Ralph* (Los Angeles St.)	E	1958
Anderson, William (Compton JC)	HB	1953-54
Andrews, Tom (Louisville)	C	1984-85
Antoine, Lionel (Southern Illinois)	T	1972-77
Apolskis, Charles* (DePaul)	E	1938-39
Ardizzone, Tony (Northwestern)	C	1979
Armstrong, Trace (Florida)	DT	1989-94
Arnett, Jon (USC)	HB	1964-66
Arp, John (Lincoln)	T	1987
Arteo, Lee (California)	T	1940-43
Ashburn, Clifford (Nebraska)	T	1930
Asher, Bob (Vanderbilt)	T	1972-75
Ashmore, M. Roger* (Gonzaga)	T	1927
Aspatore, Edward* (Marquette)	T	1934
Atkins, Doug (Tennessee)	E	1955-66
Atkins, Kelvin (Illinois)	LB	1983
Austin, Ray (Tennessee)	S	1998-99
Austin, Reggie (Wake Forest)	CB	2001-02
Autrey, Billy (SF Austin)	C	1953
Autry, Darnell (Northwestern)	RB	1997
Auzenne, Troy (California)	T	1992-95
Avellini, Bob (Maryland)	QB	1975-84
Aveni, John (Indiana)	E	1959-60
Azumah, Jerry (New Hampshire)	CB	1999-2002

• B •

Babartsky, Al (Fordham)	T	1943-45
Babinecz, John (Villanova)	LB	1975

Badaczewski, J. (Western Reserve)	G	1953
Bailey, Johnny (Texas A & I)	WR	1990-91
Baisi, Al (West Virginia)	G	1940-42
Baker, Myron (Louisiana Tech)	LB	1993-95
Banks, Fred (Liberty)	WR	1993
Barker, Richard* (Iowa State)	G	1921
Barnes, Erich (Purdue)	HB	1958-60
Barnes, Gary (Clemson)	E	1964
Barnes, Joe (Texas Tech)	QB	1974
Barnes, Lew (Oregon)	WR	1986
Barnes, Marlon (Colorado)	RB	2000
Barnett, Steve (Oregon)	T	1963
Barnhardt, Tom (North Carolina)	P	1987
Bartholomew, Brent (Ohio State)	P	2000
Barwegan, Richard* (Purdue)	G	1950-52
Baschnagel, Brian (Ohio State)	WR	1976-84
Bass, Robert (Miami-FL)	LB	1995-99
Bassi, Dick* (Santa Clara)	G	1938-39
Bates, D'Wayne (Northwestern)	WR	1999-2001
Battles, Bill (Brown)	E	1939
Bauman, Alf (Northwestern)	T	1948-50
Bausch, Frank* (Kansas)	C	1937-40
Baxter, Fred (Auburn)	TE	2001-02
Baynham, Craig (Georgia Tech)	RB	1970
Becker, Dave (Iowa)	S	1980
Becker, Doug (Notre Dame)	LB	1978
Becker, Kurt (Michigan)	G	1982-89
Becker, Wayland (Marquette)	E	1934
Bell, Bob (Missouri)	LB	1987
Bell, Kay* (Washington State)	T	1937
Bell, Ricky (NC State)	CB	1997-98
Bell, Todd (Ohio State)	S	1981-84;86
Benjamin, Ryan (South Florida)	LS	2001
Bennett, Ben (Duke)	QB	1987
Bennett, Edgar (Florida State)	RB	1998-99
Benton, Jim (Arkansas)	E	1943
Berger, Mitch (Colorado)	P	1995
Bergerson, Gilbert* (Oregon State)	G	1932-33
Berry, Connie, M. (NC State)	E	1942-46
Berry, Royce (Houston)	DE	1976
Best, Art (Kent State)	RB	1977-78
Bettis, Tom (Purdue)	LB	1963
Bettridge, John (Ohio State)	HB	1937
Bingham, Don (Sul Ross)	HB	1956
Bishop, Bill* (North Texas)	T	1952-60
Bishop, Don (Los Angeles City)	E	1959
Bivins, Charles* (Morris Brown)	HB	1960-66
Bjork, Del* (Oregon)	T	1937-38
Blackburn, JA	T	1923
Blacklock, Hugh* (Michigan State)	T	1920-25
Blackman, Lennon (Tulsa)	HB	1930
Blackwell, Kelly (TCU)	TE	1992
Blair, Paul (Oklahoma State)	T	1986-87
Blanda, George (Kentucky)	QB-K	1949-58
Blaylock, Anthony (Winston-Salem)	CB	1993
Bolan, Lynn (South Dakota State)	G	1979
Boden, George* (Purdue)	FB	1921-24
Bonderant, JB* (DePaul)	C	1922
Bonioli, Chris (Louisiana Tech)	K	1999
Booker, Marty (NW Louisiana)	WR	1999-2002
Boone, Alfonso (Mt. San Ant. JC)	DT	2001-02
Boone, JR (Tulsa)	HB	1948-51
Bortz, Mark (Iowa)	G	1983-94
Boso, Cap (Illinois)	TE	1987-91

History

Bears All-Time Roster

Bowers, Sam (Fordham)	TE	1987	Canady, James (Texas)	HB	1948-49
Bownes, Fabien (W. Illinois)	WR	1995-98	Carrier, Mark (USC)	S	1990-96
Brackett, M.L. (Auburn)	T	1956-57	Carey, Bob* (Michigan State)	E	1958
Bradley, Chuck (Oregon)	TE	1977	Carl, Harland (Wisconsin)	HB	1956
Bradley, Ed (Wake Forest)	G	1950, 52	Carlson, Jules "Zuck" (Oregon St.)	G	1929-36
Bradley, Steve (Indiana)	QB	1987	Caroline, JC (Illinois)	HB	1956-65
Braidwood, Charles* (Chattanooga)	E	1932	Carter, Daryl (Wisconsin)	LB	1997
Bramhall, Art (DePaul)	HB	1931	Carter, Marty (Mid. Tenn. St.)	S	1995-98
Bratkowski, Zeke (Georgia)	QB	1954, 57-60, 72	Carter, Tom (Notre Dame)	CB	1997-99
Bray, Ray* (Western Michigan)	G	1939-42, 46-51	Carter, Tony (Minnesota)	RB	1994-97
Brewers, Chris (Arizona)	RB	1987	Carter, Virgil (BYU)	QB	1968-69, 76-77
Briggs, Greg (Texas Southern)	LB	1996	Casares, Rick (Florida)	FB	1955-64
Brink, Larry (Northern Illinois)	E	1954	Casey, Tim (Oregon)	LB	1969
Britton, Earl* (Illinois)	FB	1925	Cash, Kerry (Texas)	TE	1996
Brockermeyer, Blake (Texas)	T	1999-2001	Chadler, Jesse (McNeese State)	HB	1956
Brockman, Edward (Oklahoma)	B	1930	Cerqua, Marq (Carson-Newman)	LB	2002
Brooks, Anthony (E. Texas St.)	WR	1993	Chamberlin, Guy* (Nebraska)	E	1920-21
Brooks, Macey (James Madison)	WR	1999-2000	Chambers, Wally (E Kentucky)	DT	1973-77
Brown, Alex (Florida)	DE	2002	Chancey, Robert	FB	1998
Brown, Charlie (Syracuse)	DB	1966-67	Chandler, Chris (Washington)	QB	2002
Brown, Ed (San Francisco)	QB	1954-61	Chapura, Dick (Missouri)	DT	1987-89
Brown, Kevin (W. Texas State)	P	1987	Chesley, Al (Pittsburgh)	LB	1982
Brown, Mike (Nebraska)	S	2000-2002	Chesney, Chester "Chet" (DePaul)	C	1939-40
Brown, William (Illinois)	FB	1961	Childs, Clarence (Florida A&M)	DB	1968
Bruer, Bob (Mankato State)	TE	1976	Christian, Bob (Northwestern)	FB	1992-94
Brumbaugh, Carl* (Florida)	QB	1930-37	Cifers, Ed (Tennessee)	E	1947-48
Brupbacher, Ross (Texas A&M)	LB	1970-73	Clark, Darryl (Texas)	RB	1987
Bryan, Johnny* (Chicago)	HB	1922-25	Clark, Gail (Michigan State)	LB	1973
Bryant, Waymond (Tennessee St.)	LB	1974-77	Clark, Greg (Arizona State)	LB	1988
Buck, Arthur (John Carroll)	HB	1941	Clark, Harry (West Virginia)	HB	1940-43
Buckler, William "Bill" (Alabama)	G	1926-31	Clark, Herman* (Oregon State)	G	1952-56
Buffone, Doug (Louisville)	LB	1966-79	Clark, Jon (Temple)	T	1986-97
Buford, Maury (Texas Tech)	P	1985-86, 89-91	Clark, Phil (Northwestern)	DB	1970
Buivid, Ray* (Marquette)	QB-HB	1937-38	Clarkson, Stuart* (Texas A&I)	G	1942, 46-50
Bukich, Rudy (USC)	QB	1958-59, 62-68	Clemons, Craig (Iowa)	S	1972-77
Bull, Ronnie (Baylor)	B	1962-70	Coady, Rich (Memphis State)	C/E	1970-74
Burdick, Lloyd* (Illinois)	T	1931-32	Cobb, Mike (Michigan State)	TE	1978-81
Burgeis, Glenn (Tulsa)	T	1945	Cobb, Trevor (Rice)	RB	1994
Burger, Todd (Penn State)	G	1993-97	Cody, Ed (Purdue)*	FB	1949-50
Burks, Randy (SE Oklahoma St.)	WR	1976	Coia, Angelo (USC)	HB	1960-63
Burman, George (Northwestern)	T	1964	Cole, Emerson (Toledo)	FB	1952
Burns, Keith (Oklahoma State)	LB	1999	Cole, Linzy (TCU)	WR	1970
Burns, Henry (Temple)	QB	2002	Coleman, Travis (Hampton)	DB	2002
Burton, James (Fresno State)	CB	1994-97	Coley, James (Clemson)	TE	1990
Burton, Shane (Tennessee)	DT	1999	Collier, Ervin (Florida A & M)	DT	1995
Buss, Arthur (Michigan State)	T	1934-35	Collins, Andre (Penn State)	LB	1998
Bussey, Young* (LSU)	QB	1940-41	Colombo, Marc (Boston College)	T	2002
Butkus, Dick (Illinois)	LB	1965-73	Colvin, Rosevelt (Purdue)	LB	1999-2002
Butler, Gary (Rice)	TE	1975	Concannon, Jack (Boston College)	QB	1967-71
Butler, Kevin (Georgia)	K	1985-95	Conkright, Bill* (Oklahoma)	C	1937-38
Butterfield, Mark (Stanford)	QB	1996	Connor, George (Notre Dame)	T	1948-55
Buzin, Rich (Penn State)	T	1972	Conway, Curtis (USC)	WR	1993-99
• C •					
Cabral, Brian (Colorado)	LB	1981-85	Conzelman, Jim* (Washington)	HB	1920
Cadle, James (San Jose State)	G	1962-72	Cook, Marv (Iowa)	TE	1994
Caffey, Lee Roy* (Texas A&M)	LB	1970	Cooke, Ed (Maryland)	E	1958
Cain, Joe (Oregon Tech)	LB	1993-96	Copeland, Ron* (UCLA)	WR	1969
Caldwell, Mike (Middle Tenn. State)	LB	2002	Corbett, George* (Millikin)	HB	1932-38
Calland, Lee (Louisville)	CB	1969	Cornish, Frank (Grambling)	DT	1966-70
Cameron, Jack (Winston-Salem)	WR	1984	Corzine, Lester (Davis & Elkins)	HB	1938
Campana, Al (Youngstown)	HB	1950-53	Cotton, Craig (Youngstown)	TE	1973
Campbell, Gary (Colorado)	LB	1977-83	Cousin, Terry (South Carolina)	CB	1997-99
Campbell, Leon (Arkansas)	FB	1952-54	Covert, Jim (Pittsburgh)	T	1983-90
			Cowan, Les (McMurry)	T	1951
			Cox, Bryan (W. Illinois)	LB	1996-97
			Cox, Ron (Fresno State)	LB	1990-95, '97

Bears All-Time Roster

Crawford, Fred (Duke)	T	1934-35
Crawford, James "Mush" (Illinois)	G	1925
Croft, Abe* (SMU)	E	1944-45
Croftcheck, Don (Indiana)	G	1967
Cross, Bob* (SF Austin State)	T	1952-53
Culpepper, Brad (Florida)	DT	2000
Culver, Alvin (Notre Dame)	T	1932
Cunningham, Harold (Ohio State)	E	1929
Curchin, Jeff (Florida State)	T	1970-71

• D •

Daffer, Ted (Tennessee)	E	1954
Damore, John (Northwestern)	C	1957-58
Daniell, Jim (Ohio State)	T	1945
Daniels, Dick (Pacific-Oregon)	S	1969-70
Daniels, Phillip (Georgia)	DE	2000-02
Davis, Art (Alabama State)	T	1953-54
Davis, Fred (Alabama)	T	1946-51
Davis, Harper (Old Miss)	HB	1950
Davis, John (Emporia State)	TE	2001-02
Davis, John (Missouri)	DB	1970
Davis, Rob (Shippensburg - PA)	DT-LS	1996
Davis, Roger (Syracuse)	G	1960-63
Davis, Russell (North Carolina)	DE	1999
Davis, Wendell (LSU)	WR	1988-93
Dean, Fred (Texas Southern)	G	1977
DeCorrevont, Bill* (Northwestern)	HB	1948-49
DeLong, Steve (Tennessee)	DE	1972
Deloplaine, Jack (Salem)	RB	1979
Dempsey, Frank (Florida)	G	1950-53
Denney, Austin (Tennessee)	E	1967-69
Denson, Atry (Notre Dame)	RB	2001
Dent, Richard (Tennessee St.)	DE	1983-93; 95
Devlin, Chris (Penn State)	LB	1978
Dewveall, Willard (SMU)	E	1959-60
Digris, Bernie (Holy Cross)	T	1943
Dimancheff, Boris "Babe" (Purdue)	HB	1952
Dilka, Mike (Pittsburgh)	TE	1961-66
Dodd, Al (NW Louisiana)	DB	1967
Doehring, John "Bull"	FB	1932-37
Doerger, Jerry (Wisconsin)	T	1982
Dogins, Kevin (Texas A&M-King.)	C	2001-02
Donchez, Tom (Penn State)	RB	1975
Dooley, Jim (Miami Florida)	E	52-54;56-57;59-62
Dottley, John (Mississippi)	FB	1951-53
Douglas, Merrill (Utah)	FB	1958-60
Douglass, Bobby (Kansas)	QB	1969-75
Douglass, Maurice (Kentucky)	DB	1986-93
Douthitt, Earl (Iowa)	S	1975
Dowden, Corey (Tulane)	CB	1997
Draft, Chris (Stanford)	LB	1998
Dragos, Scott (Boston College)	FB/TE	2000-01
Dreher, Ferd (Denver)	E	1938
Dressen, Charley*	QB	1920
Drews, Ted (Princeton)	E	1928
Dreyer, Wally (Wisconsin)	HB	1949
Driscoll, Paddy* (Northwestern)	HB	1920; 26-29
Drulis, Chuck* (Temple)	G	1942, 45-50
Drury, Lyle (St. Louis)	E	1930-31
Drzewiecki, Ron (Marquette)	HB	1955, 57
Duarte, George (N Arizona)	CB	1987
Duerson, Dave (Notre Dame)	S	1983-89
Dugger, Jack (Ohio State)	E	1949
Dulaney, Mike (North Carolina)	RB	1997

Dunlap, Bob (Oklahoma)	QB	1935
Dunsmore, Pat (Drake)	TE	1983-84
Dyko, Chris (Washington St.)	T	1989

• E •

Earl, Robin (Washington)	RB-TE	1977-82
Ecker, Ed* (John Carroll)	T	1947
Edinger, Paul (Michigan State)	K	2000-02
Edwards, Cid (Tennessee State)	RB	1975
Edwards, Steve (Central Florida)	T	2002
Eilers, Pat (Notre Dame)	S	1995
Elliott, Jamin (Delaware)	WR	2002
Ellis, Allan (UCLA)	CB	73-77;79-80
Elnes, Leland* (Bradley)	QB	1929
Ely, Harold (Iowa)*	G	1932
Ely, Larry (Iowa)	LB	1975
Engebretsen, Paul* (Northwestern)	G	1932
Englund, Harry	E	1920-23
Engram, Bobby (Penn State)	WR	1996-2000
Enis, Curtis (Penn State)	RB	1998-2000
Epps, Tory (Memphis State)	DT	1993-94
Erickson, Harold* (Wash. & Jeff.)	HB	1925
Evans, Earl (Harvard)	T	1926-29
Evans, Fred (Notre Dame)	HB	1948
Evans, Vince (USC)	QB	1977-83
Evey, Dick (Tennessee)	T	1964-69

• F •

Fada, Rob (Pittsburgh)	G	1983-84
Fain, Richard (Florida)	CB	1992
Falkenberg, Herb* (Trinity)	FB	1952
Famiglietti, Gary* (Boston U.)	FB	1938-45
Fanning, Stan (Idaho)	T	1960-62
Farmer, George (UCLA)	WR	1970-75
Farrington, John* (Prairie View)	E	1960-63
Farns, Tom (Wisconsin)	QB	1946-47
Faulkerson, Mike (North Carolina)	FB	1995-96
Feathers, Beattie* (Tennessee)	HB	1934-37
Febel, Fritz* (Purdue)	G	1935
Federovich, John (Davis & Elkins)	T	1941-42
Feichtinger, Andy*	E	1920-21
Fencik, Gary (Yale)	S	1976-87
Fenimore, Bob (Oklahoma A&M)	HB	1947
Ferguson, JB	T	1932
Ferguson, Jim (South Carolina)	C/LB	1969
Fetz, Gus*	FB	1923
Figner, George (Colorado)	HB	1953
Finzer, Dave (DePauw)	P	1984
Fisher, Bob (SMU)	TE	1980-81
Fisher, Jeff (USC)	CB	1981-84
Fitzgerald, Greg (Iowa)	DT	1987
Flaherty, Pat* (Princeton)	E	1923
Flanagan, Dick (Ohio State)	G	1948-49
Flanagan, Latham (Carnegie Tech)	E	1931
Flanigan, Jim (Notre Dame)	DT	1994-2000
Fleckenstein, Bill (Iowa)	G	1925-30
Floyd, Bobby Jack (TCU)	FB	1953
Flutie, Doug (Boston College)	QB	1986
Fontenot, Al (Baylor)	DE	1993-96
Fontenot, Jerry (Texas A&M)	G	1989-96
Forbes, Marlon (Penn State)	S	1996-98
Ford, Charlie (Houston)	CB	1971-73
Fordham, Jim* (Georgia)	FB	1944-45
Forest, Tom (Cincinnati)	G	1974

History

Bears All-Time Roster

King, Ralph (Chicago)	T	1925
Kinney, Steve (Utah State)	T	1973-74
Kirk, Ken (Mississippi)	C	1960
Kissell, Adolph (Boston College)	FB	1942
Klawitter, Dick* (S. Dakota State)	C	1956-57
Klein, Dick (Iowa)	T	1958-59
Knapczyk, Ken (Northern Iowa)	WR	1987
Knight, Bryan (Pittsburgh)	LB	2002
Knopp, Oscar* (Illinois)	FB	1923-28
Knox, Bill (Purdue)	DB	1974-76
Knox, Ron (UCLA)	QB	1957
Koehler, Robert* (Northwestern)	FB	1920-21
Kolman, Ed* (Temple)	T	1940-44
Konovsky, Bob* (Wisconsin)	G	1960
Kopcha, Joe* (Chattanooga)	G	1929-35
Kortas, Kenneth (Louisville)	T	1969
Kosins, Gary (Dayton)	RB	1972-74
Kozlowski, Glen (BYU)	WR	1987-92
Kramer, Erik (NC State)	QB	1994-98
Kreamcheck, John (Wm. & Mary)	T	1953-55
Kreitling, Rich (Illinois)	E	1964
Kreiwald, Doug (West Texas State)	G	1967-68
Krenk, Mitch (Nebraska)	TE	1984
Kreutz, Olin (Washington)	C	1998-2002
Krieg, Dave (Milton College -WI)	QB	1996
Krumm, Todd (Michigan State)	S	1988
Kuechenberg, Rudy (Indiana)	LB	1967-69
Kunz, Lee (Nebraska)	LB	1979-81
Kurek, Ralph (Wisconsin)	FB	1965-70

L

LaFleur, Joe* (Marquette)	FB	1922-24
LaForest, W*	FB	1920
Lahar, Harold (Oklahoma)	G	1941,1945
Lamb, Walter (Oklahoma)	E	1946
Landry, Greg (Massachusetts)	QB	1984
Lanum, R. "Jake" (Ill & Millikin)	QB	1920-24
Larson, Fred* (Notre Dame)	C	1922
Lashar, Tim (Oklahoma)	K	1987
Lasker, Greg (Arkansas)	S	1988
Latta, Greg* (Morgan State)	TE	1975-80
Lawler, Allen (Texas)	HB	1948
Lawson, Roger (W. Michigan)	RB	1972-73
Layne, Bobby* (Texas)	QB	1948
Leahy, Bernie (Notre Dame)	HB	1932
Leclerc, Roger (Trinity)	K/LB	1960-66
Le Bel, Harper (Colorado State)	LS	1997
Lee, Buddy (LSU)	QB	1971
Lee, Herman* (Florida A&M)	T	1958-66
Lee, Shawn (North Alabama)	DE	1998
Leeuwenburg, Jay (Colorado)	G	1992-95
Leeuwenburg, Rich (Stanford)	T	1965
Leggett, Earl (LSU)	T	1957-65
Lemon, Clifford* (Centre)	T	1926
Leonard, James (Colgate)	T	1924
Lesane, James (Virginia)	HB	1952-53
Lewis, Darren (Texas A & M)	RB	1991-93
Lewis, Nate (Oregon Tech)	WR	1994-95
Lewis, Scotty (Baylor)	DT	1995
Lick, Dennis (Wisconsin)	T	1976-81
Lincoln, Jeremy (Tennessee)	CB	1992-95
Line, Bill (SMU)	DT	1972
Lintzenich, Joseph* (St. Louis)	FB	1930-31
Lipscomb, Paul* (Tennessee)	T	1954

Lisch, Rusty (Notre Dame)	QB	1984
Littleton, Jody (Baylor)	LS	2002
Livers, Virgil (W. Kentucky)	CB	1975-79
Livingston, Andy (Phoenix JC)	B	1964-65
Livingston, Howie* (Fullerton JC)	DB	1953
Logan, James (Indiana)	G	1942-43
Long, Harvey (Detroit)	T	1929
Long, Johnny* (Colgate)	QB	1944-45
Lowe, Lloyd (North Texas State)	HB	1953-54
Lowery, Michael (Mississippi)	LB	1996-97
Luckman, Sid* (Columbia)	QB	1939-50
Lujack, Johnny (Notre Dame)	QB	1948-51
Lundy, Dennis (Northwestern)	RB	1995
Lusby, Vaughn (Arkansas)	CB	1980
Lyle, Garry (G. Washington)	CB	1968-74
Lyman, Dustin (Wake Forest)	TE	2000-02
Lyman, Roy "Link" (Nebraska)	T	26-28,30-31,33-34
Lynch, Lorenzo (Cal St.-Sac.)	DB	1987-89
Lyon, George (Kansas State)	T	1929

M

MacLeod, Robert (Dartmouth)	HB	1939-40
Macon, Ed (College of Pacific)	HB	1952-53
MacWherter, Kie* (Bethany)	FB	1920
Magnani, Dante* (St. Mary's)	HB	1943; 46, 49
Maillard, Ralph (Creighton)	T	1929
Malone, Charles (Texas A&M)	E	1933
Manders, Jack* (Minnesota)	HB	1933-40
Maness, James (TCU)	WR	1985
Mangum, John (Alabama)	S	1990-98
Maniaci, Joe* (Fordham)	RB	1938-41
Mannelly, Patrick (Duke)	T/LS	1998-2002
Manning, Pete (Wake Forest)	E	1960-61
Manske, Edgar (Northwestern)	E	1937-40
Marconi, Joe* (West Virginia)	FB	1962-66
Margaria, Bob (Brown)	HB	1944-46
Margerum, Ken (Stanford)	WR	81-83;85-86
Marshall, Anthony (LSU)	DB	1994-97
Marshall, Wilber (Florida)	LB	1984-87
Martin, Bill (Georgia Tech)	E	1964-65
Martin, Billy* (Minnesota)	HB	1962-64
Martin, Chris (Northwestern)	CB	1996
Martin, Dave (Notre Dame)	LB	1969
Martin, Frank (Alabama)	HB	1941
Martinovich, P. (College of Pacific)	G	1940
Maslowski, Matt (San Diego U.)	WR	1972
Mass, Wayne (Clemson)	OT	1968-70
Masters, Bob* (Baylor)	FB	1943-44
Masterson, Bernie* (Nebraska)	QB	1934-40
Masterson, Forest (Iowa)	C	1945
Mastrogany, Gus* (Iowa)	E	1931
Matheson, Jack* (W. Michigan)	E	1947
Mattes, Ron (Virginia)	T	1991
Matthews, Shane (Florida)	QB	93-96, 99-2001
Mattson, Riley (Oregon)	T	1965
Matzula, Al (Georgetown)	C	1941-44
Maumalanga, Chris (Kansas)	DT	1997
May, Chester*	G	1920
May, Walter O. "Red"*	G	1920
Mayes, Alonzo (Oklahoma State)	TE	1998-2000
Mayes, Rufus (Ohio State)	T	1969
Maynard, Brad (Ball State)	P	2001-02
Maznicki, Frank (Boston College)	HB	1942-43
McAfee, George (Duke)	HB	1940-41;45-50
McClendon, Willie (Georgia)	RB	1979-82
McColl, Bill (Stanford)	E	1952-59

Bears All-Time Roster

McCray, Bruce (W Illinois)	CB	1987
McDonald, Lester* (Nebraska)	E	1937-39
McDonald, Rico (Pitt)	LB	1958-99
McElroy, Ray (Eastern Illinois)	S	2000
McElwain, Bill (Northwestern)	HB	1925
McEnulty, Doug (Wichita)	FB	1943-44
McGee, Tony (Bishop College)	DE	1971-73
McGuire, Gene (Notre Dame)	C	1993
McInerney, Sean (Frostburg State)	DT	1987
McKenzie, Keith (Ball State)	DT	2002
McKinney, Phil (UCLA)	T	1982
McKinney, Bill (West Texas)	LB	1972
McKinnon, Dennis (Florida State)	WR	83-85;87-89
McLean, Ray* (St. Anselm)	HB	1940-47
McMahon, Jim (BYU)	QB	1982-88
McMichael, Steve (Texas)	DT	1981-93
McMillen, Jim* (Illinois)	G	1924-29
McMillon, Todd (N. Arizona)	CB	2000-02
McMullen, Daniel* (Nebraska)	G	1930-31
McMurtry, Greg (Michigan)	WR	1994
McNown, Cade (UCLA)	QB	1999-2000
McPherson, Forrest (Nebraska)	G	1935
McQuarters, R.W. (Oklahoma St.)	CB	2000-02
McRae, Bennie (Michigan)	HB	1962-70
McRae, Franklin (Tenn. State)	DT	1967
Meadows, Ed* (Duke)	E	1954-56
Mellekas, John (Arizona)	T	1956-61
Merkel, Monte (Kansas)	G	1942-43
Merrill, Mark (Minnesota)	LB	1979
Merrill, Than (Yale)	S	2001
Merritt, Ahmad (Wisconsin)	WR	2001-02
Metcalf, Terrence (Mississippi)	T/G	2002
Meyers, Denny* (Iowa)	T	1931
Meyers, Jerry (N Illinois)	DL	1976-79
Michaels, Edward* (Villanova)	G	1935
Mihal, Joe* (Purdue)	T	1940-41
Milburn, Glyn (Stanford)	RB/KR	1998-2001
Miller, Charles "Ookie" (Purdue)	C	1932-37
Miller, Jim (Michigan State)	QB	1998-2002
Miller, Milford (Chadron)	T	1932
Milner, Bill (Duke)	G	1947-49
Milton, Eldridge (Clemson)	LB	1987
Miniefield, Kevin (Arizona State)	CB	1993-96
Minini, Frank (San Jose State)	HB	1947-49
Minter, Barry (Tulsa)	LB	1993-2000
Mintun, John F. "Jake"	C	1921-22
Mirer, Rick (Notre Dame)	QB	1997
Mitchell, Charley (Tulsa)	HB	1945
Mohardt, John* (Notre Dame)	HB	1925
Molesworth, Keith* (Monmouth)	HB	1931-37
Montgomery, Randy (Weber State)	CB	1974
Montgomery, Ross (TCU)	FB	1969-70
Mooney, Jim* (Georgetown)	E	1935
Mooney, Tip* (Abilene Christian)	HB	1944-46
Moore, Albert (Northwestern)	QB	1932
Moore, Damon (Ohio State)	SS	2002
Moore, Jerry (Arkansas)	S	1971-72
Moore, Joe (Missouri)	RB	1971-72
Moore, McNeil (Sam Houston)	HB	1954-56
Moore, Rocco (Western Michigan)	G	1980
Moorehead, Emery (Colorado)	TE	1981-88
Moreno, Moses (Colorado State)	QB	1998
Morgan, Anthony (Tennessee)	WR	1991-93
Morgan, Mike (Wisconsin)	RB	1978

Morris, Byron "Bam" (Texas Tech)	RB	1998
Morris, Francis (Boston U.)	HB	1942
Morris, Johnny (Santa Barbara)	FL	1958-67
Morris, Jon (Holy Cross)	C	1978
Morris, Larry (Georgia Tech)	LB	1959-65
Morris, Ray (UTEP)	LB	1987
Morris, Ron (SMU)	WR	1987-92
Morrisson, Fred (Ohio State)	FB	1950-53
Morrissey, Jim (Michigan State)	LB	1985-93
Morton, John (Missouri)	HB	1945
Moser, Robert* (Pacific)	C	1951-53
Mosley, Anthony (Fresno State)	RB	1987
Mosley, Henry (Morris Brown)	HB	1955
Mucha, Charles (Washington)	G	1935
Mucha, Rudy (Washington)	G	1945-46
Muckensturm, Jerry (Arkansas St.)	LB	1976-82
Mudd, Howard (Hillsdale)	G	1969-70
Mullen, Verne* (Illinois)	E	1923-25
Mullins, Don R. (Houston)	HB	1961-62
Mullins, Noah (Kentucky)	HB	1946-49
Mundee, Fred (Notre Dame)	C	1943-45
Murray, Richard* (Marquette)	T	1924
Murry, Don* (Wisconsin)	T	1924-31
Musso, George* (Milikin)	G	1933-44
Musso, Johnny (Alabama)	RB	1975-77
Muster, Brad (Stanford)	FB	1988-92
Myślinski, Tom (Tennessee)	OL	1993-94

• N •

Nagurski, Bronko* (Minnesota)	FB	1930-37; 43
Neacy, Clement* (Colgate)	E	1927
Neal, Dan (Kentucky)	C	1975-83
Neal, Ed (LSU)	G	1951
Neck, Tommy (LSU)	HB	1962
Neely, Bobby (Virginia)	TE	1996
Negus, Fred (Wisconsin)	C	1950
Neiderth, John (Louisville)	LB	1970
Nelson, Everett (Illinois)	T	1929
Nesbitt, Dick* (Drake)	HB	1930-33
Newkirk, Robert (Michigan St.)	DT	2000-01
Newsome, Billy (Gambling)	DE	1977
Newton, Bob (Nebraska)	G	1971-75
Nickla, Ed (Maryland)	G	1959
Nielsen, Hans (Michigan State)	K	1981
Nix, Kent (TCU)	QB	1970-71
Noiting, Ray* (Cincinnati)	HB	1936-43
Norberg, Hank (Stanford)	E	1948
Nordquist, Mark (Pacific)	G-C	1975-76
Nori, Reino* (DeKalb)	HB	1938
Norman, Dick (Stanford)	QB	1961
Norman, Tim (Illinois)	G	1983
Norris, Jon (American Int'l.)	DE	1987
Norvell, Jay (Iowa)	LB	1987
Novoselsky, Brent (Penn)	TE	1988
Nowaskey, Bob* (G Washington)	E	1940-42

• O •

O'Bradovich, Ed (Illinois)	DE	1962-71
O'Connell, JF* (Penn State)	C	1924
O'Connell, Tom (Illinois)	QB	1953
O'Neill, Pat (Syracuse)	P	1995
O'Quinn, John (Wake Forest)	E	1950-51
O'Rourke, Charles (Boston College)	QB	1942
Obee, Terry (Oregon)	WR	1993-94

History

Bears All-Time Roster

Oech, Verne (Minnesota)	G	1936
Oelerich, John* (St. Ambrose)	HB	1938
Ogden, Ray (Alabama)	TE	1969-71
Oliver, Jack (Memphis State)	T	1987
Ortego, Keith (McNeese State)	WR	1985-87
Osborne, Jim (Southern)	DT	1972-84
Osmanski, Bill* (Holy Cross)	FB	39-43,46-47
Osmanski, Joe* (Holy Cross)	FB	1946-49

• P •

Pagac, Fred (Ohio State)	TE	1974
Page, Alan (Notre Dame)	DT	1978-81
Parrish, Tony (Washington)	S	1998-2001
Parsons, Bob (Penn State)	P-TE	1972-81
Patterson, Billy (Baylor)	QB	1939
Paul, Markus (Syracuse)	S	1989-92
Pauley, Frank Don (Wash. & Jeff.)	T	1930
Payton, Sean (E. Illinois)	QB	1987
Payton, Walter* (Jackson State)	RB	1975-87
Pearce, W. "Pard" (Penn)	QB	1920-22
Pearson, Madison* (Kansas)	C	1929-34
Pederson, Jim (Augsburg)	HB	1932
Peiffer, Dan (SE Missouri State)	C	1975-77
Penn, Chris (Tulsa)	WR	1997-98
Percival, Mac (Texas Tech)	K	1967-73
Perez, Peter* (Illinois)	G	1945
Perina, Bob* (Princeton)	HB	1949-50
Perini, Pete (Ohio State)	FB	1954-55
Perkins, Don (Plattsville)	FB	1945-46
Perrin, Lonnie (Illinois)	RB	1979
Perry, Todd (Kentucky)	G	1993-2000
Perry, William (Clemson)	DT	1985-93
Peter, Christian (Nebraska)	DT	2002
Peterson, Adrian (Ga. Southern)	RB	2002
Peterson, Anthony (Notre Dame)	LB	1997
Pelton, Richie (Tulane)	HB	1959-68
Petty, John* (Purdue)	FB	1942
Petty, Ross* (Illinois)	G	1920
Phillips, Loyd (Arkansas)	DE	1967-69
Phillips, Reggie (SMU)	CB	1985-87
Phipps, Mike (Purdue)	QB	1977-81
Piccolo, Brian* (Wake Forest)	RB	1966-69
Pickens, Bob (Nebraska)	T	1967-68
Pickering, Clay (Maine)	WR	1986
Pifferini, Bob (UCLA)	LB	1972-75
Pilginn, Evan (BYU)	G	1995-97
Pinder, Cyril (Illinois)	RB	1971-72
Plank, Doug (Ohio State)	S	1975-82
Plasman, Dick* (Vanderbilt)	E	1937-41; 44
Podmajersky, Paul* (Illinois)	G	1944
Polisky, John* (Notre Dame)	G	1929
Polk, Octus (Stephen F. Austin)	G	1995-96
Pollock, Bill (Penn. Military Acady.)	HB	1935-36
Pool, Hampton* (Stanford)	E	1940-43
Potter, Kevin (Missouri)	S	1983-84
Powell, Carl (Louisville)	DT	2001
Preston, Pat* (Wake Forest)	G	1946-49
President, Andre (Angelo St.)	TE	1995
Price, Terry (Texas A & M)	DT	1990
Pride, Dan (Jackson State)	LB	1968-69
Primus, Greg (Colorado State)	WR	1994-95
Pritchett, Stanley (South Carolina)	FB	2001-02
Proctor, Rex (Rice)	HB	1953
Proehl, Ricky (Wake Forest)	WR	1997

Pruitt, Mickey (Colorado)	LB	1988-90
Purnell, James (Wisconsin)	LB	1964-68
Pyle, Mike (Yale)	C	1961-69

• R •

Rabold, Mike* (Indiana)	G	1964-66
Rains, Dan (Cincinnati)	LB	1982-85
Rakestraw, Larry (Georgia)	QB	1964-67
Ramsey, Frank (Oregon State)	G	1945
Rather, Bo (Michigan)	WR	1974-78
Reader, Russ (Michigan State)	HB	1947
Reese, Lloyd* (Tennessee)	FB	1946
Reeves, Carl (North Carolina St)	DE	1996-98
Reilly, Mike (Iowa)	LB	1964-68
Rentie, Caesar (Oklahoma)	T	1988
Rentner, Ernest "Pug" (N'western)	HB	1936-37
Reppond, Mike (Arkansas)	WR	1973
Reynolds, Tom (San Diego State)	WR	1973
Rice, Andy (Texas Southern)	DT	1972-73
Richards, Golden (Hawaii)	WR	1978-79
Richards, Ray (Nebraska)	T	1933-36
Richardson, Mike (Arizona State)	CB	1983-88
Richman, Harry* (Illinois)	G	1929
Riley, Karon (Minnesota)	DE	2001
Riley, Pat (Miami-FL)	DT	1995
Rivera, Ron (California)	LB	1984-92
Rivera, Steve (California)	WR	1977
Rivers, Garland (Michigan)	DB	1987
Rives, Don (Texas Tech)	LB	1973-78
Roberts, Tom* (DePaul)	G	1943-44
Roberts, Willie (Houston)	CB	1973
Robertson, Bernard (Tulane)	DT	2002
Robinson, Bryan (Fresno State)	LB	1998-2002
Robinson, Marcus (S. Carolina)	WR	1997-2002
Rodenhauser, Mark (Illinois State)	C	1987-88
Roder, Mirro	K	1973-74
Roehlk, Jon (Iowa)	G	1987
Roehnell, William* (Bradley)	G	1958-59
Rogers, Mel (Florida A&M)	LB	1977
Roggeman, Tom (Purdue)	G	1956-57
Romanik, Steve (Villanova)	QB	1950-53
Romney, Milton* (Chicago)	QB	1925-29
Ronzani, Gene* (Marquette)	QB	33-38,44-45
Roper, John (Texas A&M)	LB	1989-92
Rosequist, Ted* (Ohio State)	T	1934-36
Rothschild, Doug (Wheaton)	LB	1987
Rouse, James (Arkansas)	RB	1990-91
Roveto, John (SW Louisiana)	K	1981-82
Rowden, Larry (Houston)	LB	1971
Rowell, Eugene (Dubuque)	DT	1987
Rowland, Brad (McMurry)	HB	1951
Rowland, Justin (TCU)	HB	1960
Rubens, Larry (Montana State)	C	1986
Rupp, Nelson* (Dennison)	QB	1921
Russell, Reginald (Northwestern)	E	1928
Ryan, John (Detroit)	T	1929
Ryan, Rocky (Illinois)	E	1958
Ryan, Tim (USC)	DT	1990-93
Rydalch, Ron (Utah)	DT	1975-80
Ryzdewski, Frank* (Notre Dame)	C	1923
Rykovich, Julie* (Illinois)	HB	1949-51

Bears All-Time Roster

• S •			
Sacrinty, Nick (Wake Forest)	QB	1947	
Salaam, Rashaan (Colorado)	RB	1995-97	
Saldi, Jay (South Carolina)	TE	1983-84	
Samuel, Khari (Massachusetts)	LB	1999-2001	
Sanders, Glenell (Louisiana Tech)	LB	1990	
Sanders, Thomas (Texas A&M)	RB	1985-89	
Sanderson, Reggie (Stanford)	RB	1973	
Sauerbrun, Todd (West Virginia)	P	1995-99	
Sauter, Cory (Minnesota)	QB	2002	
Savoldi, Joe* (Notre Dame)	FB	1930	
Sayers, Gale (Kansas)	HB	1965-71	
Schiechl, John* (Santa Clara)	C	1945-46	
Schmidt, Terry (Ball State)	S	1976-84	
Schreiber, Larry (Tenn. Tech)	RB	1976	
Schroeder, Gene (Virginia)	E	51-52,54-57	
Schubert, Steve (U Mass.)	WR	1975-79	
Schuettle, Paul* (Wisconsin)	G	1930-32	
Schultz, Bill (USC)	G	1997	
Schwartz, Jim (Purdue)	LB	1992, 1998	
Schweda, Brian (Kansas)	DE	1966	
Schweidler, Dick (St. Louis)	HB	1938-39,46	
Scott, James (Henderson JC)	WR	1976-80; 82	
Scott, Ralph* (Wisconsin)	T	1921-25	
Seals, George (Missouri)	G	1965-71	
Seibering, Gerald (Drake)	FB	1932	
Senn, Bill* (Knox)	HB	1926-31	
Serini, Washington* (Kentucky)	G	1948-51	
Setzer, Bobby (Boise State)	DE	2002	
Sevy, Jeff (California)	T-DE	1975-78	
Seward, Len (E. Illinois)	LS	1987	
Seymour, Jim (Notre Dame)	WR	1970-72	
Shank, JL*	HB	1920	
Shanklin, Ron (N Texas State)	WR	1975-76	
Shannon, John (Kentucky)	DT	1988-89	
Shaw, Glenn (Kentucky)	HB	1960	
Shearer, Brad (Texas)	DT	1978-80	
Shedd, Kenny (Northern Iowa)	WR	1994	
Shellog, Alec* (Notre Dame)	T	1939	
Shelton, Dalmon (Sacramento St.)	FB	2001-02	
Sherman, Saul (Chicago)	QB	1939-40	
Shipkey, Jerry (UCLA)	FB	1953	
Shoemaker, Hub* (Illinois)	G	1920-21	
Shy, Don (San Diego State)	RB	1970-72	
Siegal, John (Columbia)	E	1939-43	
Sigillo, Dom* (Xavier)	T	1943-44	
Sigmund, Arthur W.	G	1923	
Simmons, Clyde (W. Carolina)	DE	1999-2000	
Simmons, David (North Carolina)	LB	1983	
Simmons, J. (Bethune-Cookman)	WR	1969	
Simpson, Carl (Florida State)	DT	1993-97	
Sinceno, Kaseem (Syracuse)	TE	2000	
Singletary, Mike (Baylor)	LB	1981-92	
Sisk, John* (Marquette)	HB	1932-36	
Sisk, John Jr. (Miami)	B	1964	
Skibinski, John (Purdue)	RB	1978-81	
Smeja, Rudy (Michigan)	E	1944-45	
Smith, Clarence (Georgia)	E	1942	
Smith, Eric (LSU)	WR	1997	
Smith, Eugene (Georgia Tech)	G	1930	
Smith, Frankie (Baylor)	CB	1998-2000	
Smith, H. Allen* (Mississippi)	E	1947-48	
Smith, JD (N Carolina A&T)	FB	1956	

TOP BEARS VICTORIES/DEFEATS

LARGEST ALL-TIME WINS

Pnts	Opponent	Score	Date
1. +73	at Washington*	73-0	12/8/40
2. +57	at Baltimore	57-0	11/25/62
3. +54	Green Bay	61-7	12/7/80
4. +49	Detroit	49-0	10/19/41
+49	at NY Giants	56-7	11/14/43

LARGEST HOME WINS

Pnts	Opponent	Score	Date
1. +54	Green Bay	61-7	12/7/80
2. +49	Detroit	49-0	10/19/41
3. +47	Clev. Rams	47-0	11/29/42
4. +46	Chi. Cardinals	53-7	10/12/41
5. +42	Pittsburgh	49-7	11/23/47

LARGEST ROAD WINS

Pnts	Opponent	Score	Date
1. +73	at Washington*	73-0	12/8/40
2. +57	at Baltimore	57-0	11/25/62
3. +49	at NY Giants	56-7	11/14/43
4. +44	at Dallas	44-0	11/17/85
5. +42	at Detroit	42-0	11/22/42
+42	at Card.-Pitt.	49-7	12/3/44

*indicates playoff game

WORST ALL-TIME LOSSES

Pnts	Opponent	Score	Date
1. -52	at Baltimore	0-52	9/27/64
2. -49	at Green Bay	0-49	9/30/62
3. -47	at Houston	0-47	11/6/77
4. -42	at Cleveland	0-42	12/11/60
-42	at Detroit	0-42	9/22/68
-42	at Washington	0-42	12/15/74

WORST HOME LOSSES

Pnts	Opponent	Score	Date
1. -34	San Francisco	0-34	11/17/74
2. -33	Miami	13-46	11/2/75
3. -31	Green Bay	7-38	11/4/62
-31	Dallas	3-34	11/24/68
-31	Minnesota	0-31	10/12/69
-31	Green Bay	6-37	10/6/96

WORST ROAD LOSSES

Pnts	Opponent	Score	Date
1. -52	at Baltimore	0-52	9/27/64
2. -49	at Green Bay	0-49	9/30/62
3. -47	at Houston	0-47	11/6/77
4. -42	at Cleveland	0-42	12/11/60
-42	at Detroit	0-42	9/22/68
-42	at Washington	0-42	12/15/74

History

Bears All-Time Roster

Smith, James (Compton JC)	HB	1961		
Smith, Quintin (Kansas)	WR	1990		
Smith, Ray Gene (Midwestern)	HB	1954-57		
Smith, Ron (Wisconsin)	S	1965; 70-72		
Smith, Russell* (Illinois)	T	1921-23		
Smith, Sean (Grambling)	DT	1987-88		
Smith, Thomas (North Carolina)	CB	2000		
Smith, Vernice (Florida A & M)	G	1993		
Smith, Vinson (East Carolina)	LB	1993-96		
Snow, Percy (Michigan State)	LB	1993		
Snyder, Bob (Ohio U.)	QB	1939-41;43		
Sorey, Revie (Illinois)	G	1975-82		
Spears, Marcus (NWLouisiana St.)	T	1994-96		
Spellman, Alonzo (Ohio State)	DL	1992-97		
Spero, Kenny (Morehead State)	C	1942		
Spivey, Mike (Colorado)	CB	1977-79		
Sprinkle, Ed (Hardin-Simmons)	E	1944-55		
Stachowicz, Ray (Michigan State)	P	1983		
Stahlman, Dick* (DePaul)	T	1933		
Staley, Bill (Utah State)	DT	1970-71		
Stamper, John (South Carolina)	DE	2002		
Standlee, Norm* (Stanford)	FB	1941		
Stargell, Tony (Tennessee State)	CB	1997		
Stauberg, Gerald (Cincinnati)	G	1951		
Steinbach, Larry* (St. Thomas)	G	1930-31		
Steinkemper, Bill* (Notre Dame)	T	1942-43		
Stenn, Paul (Villanova)	G	1948-51		
Stenstrom, Steve (Stanford)	QB	1995-98		
Sternaman, Edward "Dutch"* (Illinois)	HB	1920-30		
Sternaman, Joe (Illinois)	HB	1922-29		
Steuber, Bob* (Missouri)	HB	1943		
Sticket, Walt* (Penn)	T	1946-49		
Stillwell, Roger (Stanford)	DE-DT	1975-77		
Stinchcomb, Pete* (Ohio State)	QB	1921-22		
Stinson, Lemuel (Texas Tech)	CB	1988-92		
Stoepel, Terry (Tulsa)	G	1967		
Stofla, Anton* (Luther)	HB	1939		
Stone, Billy (Bradley)	HB	1951-54		
Stonebreaker, Michael (Notre Dame)	LB	1991		
Stoops, Mike (Iowa)	DS	1987		
Streeter, George (Notre Dame)	DB	1989		
Strickland, Larry* (North Texas State)	C	1954-59		
Sturtridge, Dick (DePaul)	HB	1928-29		
Stydahar, Joe* (West Virginia)	T	1936-42;45-46		
Suhey, Matt (Penn State)	RB	1980-89		
Sullivan, Frank* (Loyola, NO)	C	1935-39		
Sumner, Charles (Wm & Mary)	HB	1955; 58-60		
Sutherland, Vinny (Purdue)	WR	2002		
Sweeney, Jake (Cincinnati)	T	1944		
Swisher, Bob* (Northwestern)	HB	1938-41;45		
Szymanski, Frank (Notre Dame)	C	1949		
• T •				
Tabor, Paul (Oklahoma)	C	1980		
Tackwell, CO* (Kansas State)	E	1931-33		
Tafoya, Joe (Arizona)	DE	2001-02		
Taft, Merrill* (Wisconsin)	FB	1924		
Tate, David (Colorado)	S	1988-92		
Tate, Lars (Georgia)	RB	1990		
Taylor, Brian (Oregon State)	RB	1989		
Taylor, Clifton (Memphis State)	RB	1974		
Taylor, Henry (South Carolina)	DT	2001		
Taylor, Joe (N. Carolina A&T)	DB	1967-74		
Taylor, JR "Tarz"* (Ohio State)	G	1921-22		
Taylor, Ken (Oregon St.)	CB	1985		
Taylor, Lionel (NM Highland Univ.)	E	1959		
Taylor, Roosevelt (Grambling)	DB	1961-69		
Teafattler, Guy (Illinois)	DL	1987		
Terrell, David (Michigan)	WR	2001-02		
Thayer, Tom (Notre Dame)	G	1985-92		
Thierry, John (Alcorn State)	DE	1994-98		
Thomas, Anthony (Michigan)	RB	2001-02		
Thomas, Bob (Notre Dame)	K	1975-84		
Thomas, Calvin (Illinois)	FB	1982-87		
Thomas, Earl (Houston)	WR	1971-73		
Thomas, Mark (NC State)	DE	1997-98		
Thomas, Stan (Texas)	T	1991-92		
Thompson, Russ (Nebraska)	T	1936-39		
Thornton, James (Cal St.-Fton)	TE	1988-92		
Thrift, Cliff (E Central Oklahoma)	LB	1985		
Thrower, Willie (Michigan State)	QB	1953		
Tillman, Lewis (Jackson St.)	RB	1994-95		
Timpson, Michael (Penn State)	WR	1995-96		
Tom, Mel (San Jose State)	DE	1973-75		
Tomczak, Mark (Ohio State)	QB	1985-90		
Torrance, Jack* (LSU)	T	1939-40		
Trafton, George* (Notre Dame)	C	1920-32		
Traylor, Keith (Central State)	DT	2001-02		
Trimble, Steve (Maryland)	DB	1987		
Trost, Milt (Marquette)	T	1935-39		
Tucker, Bill (Tennessee State)	RB	1971		
Tucker, Rex (Texas A&M)	G	1999-2002		
Tuinei, Van (Arizona)	DE	1999-2000		
Turner, Cecil (California Poly)	FL	1968-73		
Turner, Clyde* (Hardin-Simmons)*	C	1940-52		
• U •				
Ulmer, Mike (Doane)	CB	1980		
Urlacher, Brian (New Mexico)	LB	2000-02		
Usher, Lou* (Syracuse)	T	1920		
• V •				
Victor, Ted (Nebraska)	CB	1975		
Vallez, Emilio (New Mexico)	TE	1968-69		
Van Horne, Keith (USC)	T	1981-93		
Van Valkenburg, Pete (BYU)	RB	1974		
Veach, Walter*	HB	1920		
Venturelli, Fred*	T	1948		
Vick, Ernie* (Michigan)	C	1925-27		
Vick, Richard (Wash. & Jeff.)	QB	1925		
Villardia, Chris (Indiana-PA)	CB	1996-2002		
Vodicka, Joe (Lewis Institute)	HB	1943-45		
Voss, Walter "Tillie" (Detroit)	E	1927-28		
Vucnich, Milt (Stanford)	G	1945		
• W •				
Waddle, Tom (Boston College)	WR	1989-94		
Wade, Charles (Tennessee St.)	WR	1974		
Wade, William (Vanderbilt)	QB	1961-66		
Wachter, Henry (Nebraska)	DE	1982-85		
Wager, Clinton (St. Mary's)	E	1942-43		
Wagner, Barry (Alabama A & M)	WR	1992		
Wagner, Bryan (Cal St.-Northridge)	P	1987-88		
Wallace, Bob (UTEP)	E	1968-72		
Wallace, John (Notre Dame)	E	1928		
Wallace, Stan* (Illinois)	HB	1954-57		
Walquest, Laurie* (Illinois)	QB	1922-31		
Walsh, Steve (Miami, FL)	QB	1994-95		
Waltershead, Len (S Utah)	S	1977-82		

Bears All-Time Roster

Ward, John (Oklahoma State)	C-G	1976	Willis, Peter Tom (Florida St.)	QB	1990-93
Washington, Fred* (TCU)	DT	1990	Wilson, George* (Northwestern)	E	1937-46
Washington, Harry (Colorado St.)	WR	1979	Wilson, Nemiah (Grambling)	CB	1975
Washington, Ted (Louisville)	DT	2001-02	Wilson, Otis (Louisville)	LB	1980-87
Watkins, Bobby (Ohio State)	HB	1955-57	Wilson, Troy (Pittsburg State)	DE	2000
Watts, Rickey (Tulsa)	WR	1979-83	Wise, Wy (Miami-Fla.)	C	2000
Weatherly, Gerald "Bones" (Rice)	C	1950, 52-54	Wisne, Jerry (Notre Dame)	T	1999-2000
Wells, Mike (Iowa)	DT	1998-2000	Wojciechowski, John (Mich. St.)	T	1987-93
Wetnight, Ryan (Stanford)	TE	1993-99	Wolden, Allan (Bernidji State)	RB	1987
Wetoska, Bob (Notre Dame)	T	1960-69	Wooden, Shawn (Notre Dame)	S	2000
Wetzel, Damon (Ohio State)	HB	1935	Woods, Tony (Oklahoma)	DT	1989
Wheeler, Ted (W Texas State)	G	1970	Woolford, Donnell (Clemson)	CB	1989-96
Wheeler, Wayne (Alabama)	WR	1974	Worley, Tim (Georgia)	RB	1993-94
Whigham, Larry (NE Louisiana)	S	2001-02	Wright, Eric (Stephen F. Austin)	WR	1991-92
Whitaker, Dantla (Miss. Valley St.)	TE	1993	Wright, Steve (Alabama)	T	1971
White, Dez (Georgia Tech)	WR	2000-02	Wrightman, Tim (UCLA)	TE	1985-86
White, Lawrence (Dana)	WR	1987	Wuerffel, Danny (Florida)	QB	2001
White, Roy* (Valparaiso)	FB	1925, 1927-29	Wynne, Elmer* (Notre Dame)	FB	1928
White, Wilford (Arizona State)	HB	1951-52			
Whitman, SJ (Tulsa)	HB	1953-54			
Whitsell, Dave (Indiana)	DB	1961-66			
Whittenton, Jesse (West Texas)	HB	1958			
Wiegmann, Casey (Iowa)	C/G	1997-2000			
Wightkin, Bill (Notre Dame)	DE	1950-57			
Williams, Bob (Notre Dame)	QB	1951-53			
Williams, Brooks (N Carolina)	TE	1981-82			
Williams, Broughton (Florida)	T	1947			
Williams, Dave (Colorado)	RB	1979-81			
Williams, Fred* (Arkansas)	T	1952-63			
Williams, James (Cheyney St.)	T/DT	1991-2002			
Williams, Jeff (Rhode Island)	G	1982			
Williams, Oliver (Illinois)	WR	1983			
Williams, Perry (Purdue)	RB	1974			
Williams, Roosevelt (Tuskegee)	CB	2002			
Williams, Tyrone (Wyoming)	DT	1997			
Williams, Walt (New Mexico St.)	CB	1982-83			

• Y •

Youmans, Maury (Syracuse)	T	1960-63
Young, Adrian (USC)	LB	1973
Young, Randolph* (Millikin)	T	1920
Youngblood, George (LSU)	S	1969
Yourist, Abe	E	1923

• Z •

Zanders, Emanuel (Jackson State)	G	1981
Zarnas, Gust* (Ohio State)	G	1938
Zawatson, Dave (California)	T	1989
Zeller, Jerry (Indiana)	G	1938
Zizak, Vince* (Villanova)	G	1934
Zorich, Chris (Notre Dame)	DT	1991-97
Zorich, George* (Northwestern)	G	1944-46
Zucco, Vic (Michigan State)	HB	1957-60

THE UNIFORM

The Chicago Bears, originally called the Decatur Staleys when founded in 1920, wore blue jerseys with tan colored vertical striping in their inaugural season. The vertical stripes were actually strips of leather sewn onto the uniform to help the ball carrier secure the ball.

In 1935 the Bears introduced an orange jersey with black arm stripes and black helmet and by 1958 were wearing the familiar navy blue with burnt orange. The Bears unique "rounded" number style on the uniforms and numbers on the sides of the sleeves of the jerseys date back to the 50's.

The Bears trademark 'C' logo appeared on helmets in 1962 and its use continues through present day although the mark has changed from white to orange and the shape has changed slightly. After 11 years, the white 'C' logo is colored orange with white trim in 1973 and still has the same look today.

The initials GSH were added to the left sleeve in 1985 in honor of the late "Papa Bear" George S. Halas, who passed away Oct. 31, 1983. The uniform has had a very consistent look from the 1970's with the exception of blue pants with the white jersey introduced in 1984 as a "road" uniform. On Oct. 7, 2002 on a Monday Night Football game against Green Bay, the Bears wore their traditional "home" blue jerseys with the blue pants for the first time.



Images and information courtesy of Maple Leaf Productions, Ltd. For more information go to mapleleafproductions.com

History

All-Time Assistant Coaches

Name	Seasons	Years
Abramowicz, Danny	5	1992-96
Allen, George	8	1958-65
Anderson, Hunk	8	1940-42; 46-50
Armstrong, Keith	4	1997-2000
Austin, Bill	1	1971
Bedford, Vance	4	1999-2002
Blache, Greg	4	1999-2002
Bollman, Jim	2	1999-2000
Borich, Mike	2	1999-2000
Bratkowski, Zeke	3	1972-74
Brodsky, Joe	1	1998
Brooks, Clarence	6	1993-98
Brumbaugh, Carl	3	1938; 40; 44
Bullough, Chuck	4	1999-2002
Callahan, Ray	3	1975-77
Carmichael, Pete	2	2001-02
Carr, Jim	3	1969; 73-74
Cavanaugh, Matt	2	1997-98
Cherundolo, Chuck	6	1966-68; 72-74
Cody, Ed	6	1965-70
Coiner, Charlie	2	2001-02
Connor, George	2	1956-57
Crowton, Gary	2	1999-2000
DeCorrevont, Bill	1	1949
Dimancheff, Babe	3	1966-68
Dooley, Jim	14	1963-67; 81-89
Dovell, Whitey	3	1972-74
Driscoll, Paddy	20	1941-55; 58-62
Ecklund, Brad	3	1975-77
Fears, Ivan	6	1993-98
Fichtner, Ross	3	1975-77
Flaherty, Pat	2	2001-02
Fortunato, Joe	2	1967-68
Frei, Jerry	3	1978-80
George, Bill	1	1972
Gerhart, Doug	1	1979
Gibron, Abe	7	1965-71
Gillman, Sid	1	1977
Goldston, Ralph	1	1974
Grange, Red	8	1933-40
Halley, Todd	2	2001-02
Handler, Phil	17	1952-68
Haupt, Dale	8	1978-85
Hilton, John	3	1975-77
Hughes, Ed	7	1982-88
Jagade, Chick	1	1956
Johnsos, Luke	30	1935-39; 41-42; 46-68

Name	Seasons	Years
Kazor, Steve	11	1982-92
Kuhlmann, Hank	5	1978-82
Landry, Greg	7	1986-92
LaRue, Jim	12	1978-89
Levra, John	7	1986-92
Lindsey, Dale	3	1999-2001
Lord, Bob	1	1974
Luckman, Sid	16	1954; 56-70
Mainord, Carlos	6	1993-98
Marchibroda, Ted	1	1981
Mather, Chuck	8	1958-65
McGinnis, David	10	1986-95
Meyer, Ken	3	1978-80
Moeller, Gary	1	2002
Mosley, Earle	4	1999-2002
Moss, Perry	4	1970-73
Norris, Rex	4	1999-2002
O'Connor, Fred	3	1975-77
Peete, Willie	3	1995-97
Pendry, Joe	2	1993-94
Plumb, Ted	8	1980-85; 96-97
Rapp, Vic	4	1989-92
Ringo, Jim	3	1969-71
Roland, Johnny	11	1982-92
Ronzani, Gene	3	1947-49
Rossley, Tom	1	1998
Ryan, Buddy	8	1978-85
Schiano, Greg	3	1996-98
Scovill, Doug	1	1978
Shaughnessy, Clark	12	1951-62
Shaw, Bob	3	1969-71
Shinnick, Don	2	1970-71
Shoop, John	4	1999-2002
Shula, Mike	3	1993-95
Slowik, Bob	6	1993-98
Stanfel, Dick	12	1981-92
Stoltz, Jerry	4	1973-76
Stydahar, Joe	2	1963-64
Sweatman, Mike	2	2001-02
Tobin, Vince	7	1986-92
Turner, Clyde "Bulldog"	5	1952-56
Turner, Ron	4	1993-96
Walquist, Laurie	2	1933-34
Wilson, George	2	1947-48
Wise, Tony	6	1993-98
Wylie, Bob	4	1999-2002
Yaralian, Zaven	3	1990-92

BEARS vs. SUPER BOWL WINNERS

The Bears are 8-10 against defending Super Bowl champions. However, Chicago has won 7 of its last 12 against reigning champs.

YEAR	DATE OF GAME	OPPONENT	RESULT	SCORE
1967	(Sept. 24)	@ Green Bay	L	10-13
1967	(Nov. 26)	GREEN BAY (at Wrigley Field)	L	13-17
1968	(Nov. 3)	@ Green Bay	W	13-10
1968	(Dec. 15)	GREEN BAY (at Wrigley Field)	L	27-28
1975	(Oct. 19)	@ Pittsburgh	L	3-34
1980	(Sept. 28)	@ Pittsburgh	L	3-38
1981	(Dec. 13)	@ Oakland	W	23-6
1984	(Nov. 4)	LA RAIDERS	W	17-6
1985	(Oct. 13)	@ San Francisco	W	26-10
1987	(Sept. 14)	NEW YORK GIANTS	W	34-19*
1988	(Nov. 13)	@ Washington	W	34-14
1989	(Dec. 24)	@ San Francisco	L	0-26
1991	(Sept. 15)	NEW YORK GIANTS	W	20-17
1996	(Sept. 1)	DALLAS	W	22-6*
1997	(Sept. 1)	@ Green Bay	L	24-38*
1997	(Oct. 12)	Green Bay	L	23-24
2001	(Sept. 9)	@ Baltimore	L	7-17
2002	(Nov. 10)	vs. New England	L	30-33

* Monday night season opener.

Preseason Results

1921 — 1-0	Chi	Opp
Waukegan	W 35	0

1923 — 0-0-1	Chi	Opp
Milwaukee Badgers	T 0	0

1924 — 2-1	Chi	Opp
Cleveland Bulldogs	W 23	0
Frankford Yellow Jackets	W 13	10
Rock Island Independents	L 6	7

1928 — 1-0	Chi	Opp
Minneapolis Marines	W 12	6

1929 — 1-1	Chi	Opp
Memphis Tigers	W 39	19
Memphis Tigers	L 14	21

1930 — 1-1	Chi	Opp
Milwaukee Badgers	W 26	0
Ironton (OH) Tanks	L 13	26

1931 — 1-0	Chi	Opp
Cicero Boosters	W 43	0

1932 — 3-0-1	Chi	Opp
Cleveland Panthers	W 26	0
St. Louis Gunners	W 35	0
Portsmouth Spartans	T 6	6
Boston Redskins	W 21	0

1933 — 2-0	Chi	Opp
S 10 Cicero Boosters	W 60	0
S 16 Notre Dame All-Stars	W 14	0

1934 — 4-0-1	Chi	Opp
A 30 Chicago All-Stars	T 0	0
S 5 Indiana Harbor	W 19	6
S 9 Chicago Tigers	W 41	0
S 12 LaCrosse	W 25	0
Texas All-Stars	W 34	13
O 12 Green Bay Packers	W 10	6
N 7 Minnesota Stars	W 14	3
D 15 Philadelphia Eagles	W 28	14
D 22 Brooklyn Dodgers	W 20	6
D 23 Memphis Tigers	W 30	13
J 13 Chicago Cardinals	L 9	13
J 20 Pacific Coast Stars	W 26	7
J 27 New York Giants	W 21	0

Italics indicates mid- or post-season exhibition games.

1935 — 5-0	Chi	Opp
A 30 College All-Stars	W 5	0
S 8 Badger All-Stars	W 58	0
S 11 Calumet All-Stars	W 40	0
S 15 American Legion All-Stars	W 41	0
Kenosha	W 47	0

1936 — 1-1	Chi	Opp
S 7 Texas All-Stars	L 6	7
S 8 Oklahoma All-Stars	W 14	6

1937 — 3-1	Chi	Opp
S 6 Texas All-Stars	L 0	6
S 7 Oklahoma All-Stars	W 25	0
S 10 Calumet Indians	W 34	0
S 12 Des Moines Comets	W 39	0

1938 — 4-1	Chi	Opp
S 1 Eastern All-Stars	W 26	14
S 5 Southern All-Stars	W 32	18
S 23 Negro All-Stars	W 51	0
S 25 Cincinnati Bengals	L 13	17
S 27 Los Angeles Bulldogs	W 14	12

1939 — 3-0	Chi	Opp
S 5 Calumet All-Stars	W 13	0
S 9 Glen Ellyn All-Stars	W 55	6
S 27 Cincinnati Bengals	W 26	6

1940 — 6-1	Chi	Opp
A 24 Calumet Indians	W 48	6
A 30 Pittsburgh Steelers	L 9	10
S 5 Philadelphia Eagles	W 27	21
S 8 Newark Bears	W 35	7
S 12 Calumet Indians	W 52	0
S 15 St. Louis Gunners	W 59	0
National League Stars	W 28	14

1941 — 6-0	Chi	Opp
A 19 Kenosha Cardinals	W 27	6
A 28 College All-Stars	W 37	13
S 9 Brooklyn Dodgers	W 14	9
S 11 Eastern All-Stars	W 23	6
S 14 Newark Bears	W 47	12
National League Stars	W 35	24

1942 — 5-0	Chi	Opp
A 22 Camp Grant	W 32	6
A 28 College All-Stars	W 21	0
S 5 Pittsburgh Steelers	W 40	20
S 13 Washington Redskins	W 38	14
S 20 Army All-Stars	W 14	7

1943 — 3-0	Chi	Opp
New York Giants	W 42	28
Washington Redskins	W 21	14
Philadelphia-Pittsburgh	W 20	7

1944 — 3-1	Chi	Opp
A 30 College All-Stars	W 24	21
Washington Redskins	L 7	21
New York Giants	W 20	10
Washington Redskins	W 28	0

History

Preseason Results

1945 — 1-2		Chi	Opp
Washington Redskins	L	7	14
Philadelphia Eagles	L	21	38
New York Giants	W	14	13

1946 — 5-0		Chi	Opp
S 1 New York Giants	W	19	0
S 5 Boston Yanks	W	24	17
S 13 Philadelphia Eagles	W	24	12
S 17 Akron Bears	W	38	13
S 22 Washington Redskins	W	20	14

1947 — 3-1		Chi	Opp
A 22 College All-Stars	L	0	16
S 7 Boston Yanks	W	37	20
S 13 Philadelphia Eagles	W	13	10
S 17 Washington Redskins	W	28	7

1948 — 4-1		Chi	Opp
A 22 Pittsburgh Steelers	W	28	14
A 28 Philadelphia Eagles	W	24	23
S 5 Boston Yanks	W	42	7
S 9 Boston Yanks	W	24	14
S 14 New York Giants	L	7	17

1949 — 4-1		Chi	Opp
A 20 Pittsburgh Steelers	W	34	0
A 28 New York Bulldogs	W	14	7
S 4 Washington Redskins	W	28	17
S 10 New York Giants	W	20	17
S 17 Philadelphia Eagles	L	7	14

1950 — 4-2		Chi	Opp
A 12 New York Yanks	W	34	33
A 18 New York Giants	L	7	10
A 24 Baltimore Colts	W	21	17
A 26 Pittsburgh Steelers	W	30	14
S 1 Cleveland Browns	L	23	27
S 10 Philadelphia Eagles	W	10	3

1951 — 3-4		Chi	Opp
A 23 Los Angeles Rams	L	14	42
A 26 San Francisco 49ers	W	24	7
S 2 New York Giants	L	0	14
S 9 Cleveland Browns	L	21	32
S 15 Philadelphia Eagles	W	31	6
S 19 Washington Redskins	W	21	19
S 23 Pittsburgh Steelers	L	17	21

1952 — 4-1		Chi	Opp
A 12 Pittsburgh Steelers	W	14	9
A 29 Cleveland Browns	L	7	14
S 6 Philadelphia Eagles	W	37	7
S 14 New York Giants	W	17	7
S 20 Pittsburgh Steelers	W	23	0

1953 — 2-4		Chi	Opp
A 15 Pittsburgh Steelers	L	10	29
A 22 Philadelphia Eagles	L	10	24
A 29 Pittsburgh Steelers	W	31	28
S 3 New York Giants	L	7	14
S 11 Cleveland Browns	L	14	20
S 20 Chicago Cardinals	W	14	13

1954 — 3-3		Chi	Opp
A 14 Pittsburgh Steelers	W	21	14
A 18 Chicago Cardinals	L	0	10
A 28 Philadelphia Eagles	L	21	24
S 4 Washington Redskins	W	28	24
S 12 New York Giants	W	28	24
S 18 Cleveland Browns	L	7	35

1955 — 3-2		Chi	Opp
A 20 Chicago Cardinals	L	6	21
A 26 Philadelphia Eagles	L	20	27
S 3 Washington Redskins	W	45	10
S 10 New York Giants	W	7	0
S 15 Cleveland Browns	W	24	21

1956 — 5-1		Chi	Opp
A 18 Chicago Cardinals	W	31	7
A 24 Philadelphia Eagles	W	28	21
S 1 Washington Redskins	W	17	3
S 8 Pittsburgh Steelers	W	21	10
S 15 New York Giants	W	20	10
S 21 Cleveland Browns	L	14	24

1957 — 4-1-1		Chi	Opp
A 17 Pittsburgh Steelers	W	24	7
A 24 Baltimore Colts	T	24	24
A 30 New York Giants	L	17	24
S 8 Philadelphia Eagles	W	24	14
S 14 Pittsburgh Steelers	W	37	10
S 20 Cleveland Browns	W	29	3

1958 — 6-0		Chi	Opp
A 17 Chicago Cardinals	W	24	7
A 24 Philadelphia Eagles	W	3	0
A 30 Pittsburgh Steelers	W	17	10
S 5 Detroit Lions	W	24	17
S 12 Cleveland Browns	W	42	31
S 21 Washington Redskins	W	27	24

1959 — 5-1		Chi	Opp
A 15 Green Bay Packers	W	19	16
A 22 Philadelphia Eagles	W	24	21
A 29 Pittsburgh Steelers	W	54	17
S 5 Washington Redskins	W	52	14
S 11 New York Giants	W	18	6
S 19 Cleveland Browns	L	31	33

History

Preseason Results

1960 — 3-2		Chi	Opp
A 15	New York Giants	W 16	17
A 27	Green Bay Packers	L 7	35
S 3	Washington Redskins	W 17	0
S 10	Cleveland Browns	L 10	16
S 16	Pittsburgh Steelers	W 21	10

1961 — 4-2		Chi	Opp
A 5	Montreal Alouettes	W 34	16
A 12	Philadelphia Eagles	L 10	38
A 19	Washington Redskins	W 29	13
A 26	Green Bay Packers	L 14	24
S 2	Minnesota Vikings	W 30	7
S 8	Pittsburgh Steelers	W 24	21

1962 — 0-5		Chi	Opp
A 11	Pittsburgh Steelers	L 14	19
A 18	Philadelphia Eagles	L 14	28
A 25	Green Bay Packers	L 21	35
S 1	Washington Redskins	L 28	29
S 7	Cleveland Browns	L 24	28

1963 — 3-2		Chi	Opp
A 10	New York Giants	W 17	7
A 15	Washington Redskins	W 28	26
A 24	Green Bay Packers	L 7	26
A 31	St. Louis Cardinals	L 14	17
S 7	Baltimore Colts	W 14	7

1964 — 3-2		Chi	Opp
A 7	College All-Stars	W 28	17
A 14	Washington Redskins	W 14	13
A 22	Green Bay Packers	L 7	21
A 28	St. Louis Cardinals	L 3	7
S 7	Dallas Cowboys	W 21	6

1965 — 2-3		Chi	Opp
A 12	Washington Redskins	W 31	30
A 21	Green Bay Packers	L 14	31
A 28	Los Angeles Rams	W 28	14
S 3	St. Louis Cardinals	L 3	25
S 11	Dallas Cowboys	L 21	34

1966 — 3-1		Chi	Opp
A 6	Philadelphia Eagles	L 21	40
A 12	Green Bay Packers	W 13	10
A 20	Washington Redskins	W 21	10
S 2	St. Louis Cardinals	W 22	20

1967 — 2-3		Chi	Opp
A 9	Washington Redskins	L 14	37
A 18	Green Bay Packers	L 0	18
A 23	Kansas City Chiefs	L 24	66
S 1	St. Louis Cardinals	W 42	14
S 9	Philadelphia Eagles	W 14	0

1968 — 4-1		Chi	Opp
A 3	Dallas Cowboys	W 30	24
A 10	Baltimore Colts	L 0	10
A 19	Green Bay Packers	W 10	7
A 24	Washington Redskins	W 45	13
S 6	St. Louis Cardinals	W 19	17

1969 — 3-3		Chi	Opp
A 2	Washington Redskins	L 7	13
A 9	Miami Dolphins	W 16	10
A 16	Green Bay Packers	W 19	9
A 22	Houston Oilers	L 17	19
A 30	Buffalo Bills	W 23	16
S 12	St. Louis Cardinals	L 31	37

1970 — 1-4-1		Chi	Opp
A 8	Houston Oilers	W 23	13
A 15	Green Bay Packers	T 6	6
A 24	San Diego Chargers	L 9	14
A 29	St. Louis Cardinals	L 3	24
S 5	Denver Broncos	L 17	30
S 11	Minnesota Vikings	L 30	31

1971 — 3-3		Chi	Opp
A 7	Green Bay Packers	W 2	0
A 14	Baltimore Colts	L 13	21
A 21	Minnesota Vikings	L 14	34
A 28	Cleveland Browns	W 20	19
S 4	Houston Oilers	L 17	37
S 12	Denver Broncos	W 33	17

INTERNATIONAL GAMES

The Bears were participants in the NFL's first overseas game when they met the Cowboys in London in 1986. Since that contest, the American Bowl has expanded to many international sites including Tokyo, Barcelona, Montreal, Sydney and Mexico City. Five summers ago, the Bears' fourth trip abroad took them to Dublin, Ireland's Croke Park on July 27, 1997, to face the Pittsburgh Steelers.

Aug. 3, 1986	Bears 17	Cowboys 3	Wembley Stadium	London, ENGLAND
Aug. 14, 1988	Bears 21	Vikings 28	Ullevi Stadium	Gothenburg, SWEDEN
Aug. 3, 1991	Bears 7	49ers 21	Olympic Stadium	Berlin, GERMANY
July 27, 1997	Bears 17	Steelers 30	Croke Park	Dublin, IRELAND

History

Preseason Results

1972 — 1-4-1		Chi	Opp
A 5	Kansas City Chiefs	L 10	24
A 10	Houston Oilers	W 20	17
A 20	New England Patriots	L 17	27
A 27	Green Bay Packers	L 7	10
S 3	Buffalo Bills	T 24	24
S 9	St. Louis Cardinals	L 14	33

1973 — 3-1-2		Chi	Opp
A 4	Green Bay Packers	T 13	13
A 11	Houston Oilers	W 34	7
A 18	Miami Dolphins	T 9	9
A 26	Buffalo Bills	W 13	10
S 1	St. Louis Cardinals	W 31	20
S 9	Washington Redskins	L 3	7

1974 — 1-5		Chi	Opp
A 3	St. Louis Cardinals	L 7	10
A 12	Pittsburgh Steelers	L 21	50
A 17	Green Bay Packers	L 10	20
A 26	Baltimore Colts	W 20	16
A 31	Houston Oilers	L 20	37
S 9	Miami Dolphins	L 7	30

1975 — 2-4		Chi	Opp
A 9	San Diego Chargers	W 22	0
A 16	Green Bay Packers	L 9	13
A 23	St. Louis Cardinals	W 14	13
A 30	Denver Broncos	L 0	13
S 6	Miami Dolphins	L 10	21
S 13	Houston Oilers	L 13	24

1976 — 5-1		Chi	Opp
J 31	Denver Broncos	W 15	14
A 7	Seattle Seahawks	W 27	16
A 14	Baltimore Colts	W 25	14
A 21	St. Louis Cardinals	L 14	20
A 28	Tampa Bay Buccaneers	W 10	7
S 3	Washington Redskins	W 9	7

1977 — 3-4		Chi	Opp
J 30	New York Jets	W 20	6
A 6	New Orleans Saints	L 14	20
A 13	Oakland Raiders	W 20	13
A 20	Houston Oilers	W 14	10
A 25	Cleveland Browns	L 7	14
S 2	St. Louis Cardinals	L 14	23
S 10	Cincinnati Bengals	L 6	24

1978 — 0-4		Stadium†	Chi	Opp
A 5	Oakland Raiders	(S)	L 13	14
A 12	St. Louis Cardinals	(S)	L 14	26
A 19	Cincinnati Bengals	(CI)	L 3	27
A 24	Seattle Seahawks	(SE)	L 7	16

1979 — 3-1		Chi	Opp
A 4	New York Jets	(S) W	27 14
A 11	New Orleans Saints	(NO) W	13 6
A 18	Cincinnati Bengals	(S) W	17 13
A 25	St. Louis Cardinals	(SL) L	7 10

1980 — 1-3		Chi	Opp
A 10	New York Jets	(NJ) W	21 9
A 16	Cincinnati Bengals	(CI) L	3 21
A 23	Cleveland Browns	(S) L	31 33
A 30	St. Louis Cardinals	(S) L	13 21

1981 — 2-2		Chi	Opp
A 8	New York Giants	(S) L	7 23
A 15	Kansas City Chiefs	(KC) L	0 13
A 22	Cincinnati Bengals	(S) W	24 21
A 29	St. Louis Cardinals	(SL) W	31 27

1982 — 1-3		Chi	Opp
A 16	San Diego Chargers	(SD) L	27 28
A 21	Buffalo Bills	(BF) W	21 14
A 28	St. Louis Cardinals	(S) L	3 10
S 4	Baltimore Colts	(S) L	17 26

1983 — 3-1		Chi	Opp
A 6	Buffalo Bills	(S) W	27 17
A 13	St. Louis Cardinals	(SL) L	24 27
A 20	Los Angeles Raiders	(LA) W	27 21
A 27	Kansas City Chiefs	(S) W	20 17

1984 — 1-3		Chi	Opp
A 4	St. Louis Cardinals	(S) L	10 19
A 11	Green Bay Packers	(ML) L	10 17
A 18	Cincinnati Bengals	(S) L	17 25
A 26	Buffalo Bills	(I) W	38 7

1985 — 1-3		Chi	Opp
A 9	St. Louis Cardinals	(SL) L	3 10
A 17	Indianapolis Colts	(S) L	13 24
A 26	*Dallas Cowboys	(DA) L	13 15
A 31	Buffalo Bills	(S) W	45 14

1986 — 4-1		Chi	Opp
A 3	**Dallas Cowboys	(LN) W	17 6
A 9	Pittsburgh Steelers	(TR) W	33 13
A 16	Indianapolis Colts	(S) W	38 21
A 23	St. Louis Cardinals	(S) L	7 14
A 30	Buffalo Bills	(ND) W	31 17

1987 — 3-1		Chi	Opp
A 16	Miami Dolphins	(JR) W	10 3
A 22	Pittsburgh Steelers	(S) W	50 14
A 31	*St. Louis Cardinals	(S) L	16 20
S 5	Los Angeles Raiders	(LA) W	20 17

History

Preseason Results

1988 — 1-3		Stadium†	Chi	Opp
A 6	Miami Dolphins	(S)	W	20 17
A 14	**Minnesota Vikings	(SW)	L	21 28
A 22	*Dallas Cowboys	(DA)	L	9 17
A 26	Los Angeles Raiders	(S)	L	22 37

1989 — 2-2		Chi	Opp
A 14	*Miami Dolphins	(JR)	W 28 20
A 19	San Diego Chargers	(S)	L 7 24
A 27	Kansas City Chiefs	(S)	L 17 22
S 2	Los Angeles Raiders	(LA)	W 41 38

1990 — 4-1		Chi	Opp
A 4	Cleveland Browns	(CN)	W 13 0
A 11	Miami Dolphins	(S)	W 10 6
A 18	Phoenix Cardinals	(TM)	W 17 9
A 24	Los Angeles Raiders	(S)	L 3 20
A 30	Buffalo Bills	(SC)	W 35 7

1991 — 2-3		Chi	Opp
J 26	Miami Dolphins	(JR)	W 6 0
A 3	**San Francisco 49ers	(G)	L 7 21
A 11	Phoenix Cardinals	(S)	L 10 12
A 17	Los Angeles Raiders	(LA)	L 10 13
A 24	Buffalo Bills	(S)	W 30 13

1992 — 1-3		Chi	Opp
A 10	*New Orleans Saints	(S)	L 31 34
A 15	Phoenix Cardinals	(TM)	L 17 20
A 23	Pittsburgh Steelers	(S)	L 17 28
A 28	Dallas Cowboys	(TX)	W 20 13

1993 — 1-3		Chi	Opp
A 8	Philadelphia Eagles	(V)	L 9 13
A 14	Phoenix Cardinals	(S)	L 10 11
A 23	*New Orleans Saints	(NO)	L 14 20
A 27	Dallas Cowboys	(S)	W 23 21

1994 — 4-0		Chi	Opp
A 5	Philadelphia Eagles	(S)	W 12 6
A 13	Arizona Cardinals	(TM)	W 16 0
A 22	*Kansas City Chiefs	(KC)	W 21 18
A 27	New York Giants	(S)	W 27 21

1995 — 1-3		Chi	Opp
A 4	Carolina Panthers	(S)	W 18 15
A 14	*Cleveland Browns	(CL)	L 13 55
A 20	Arizona Cardinals	(S)	L 16 17
A 24	Indianapolis Colts	(I)	L 7 29

1996 — 1-3		Chi	Opp
A 3	Carolina Panthers	(C)	L 12 30
A 11	Miami Dolphins	(S)	W 24 21
A 17	New Orleans Saints	(NO)	L 21 31
A 22	# Kansas City Chiefs	(S)	L 10 14

1997 — 2-3		Chi	Opp
J 27	**Pittsburgh Steelers @ Dublin	L	17 30
A 2	@Buffalo Bills	(BF)	W 20 17 (ot)
A 10	@Miami Dolphins	(JR)	L 14 21
A 17	Arizona Cardinals	(S)	W 22 10
A 22	New Orleans Saints	(S)	L 7 13

1998 — 0-4		Chi	Opp
A 8	@Baltimore Ravens	(BA)	L 14 19
A 14	@Arizona Cardinals	(TM)	L 24 27
A 21	Buffalo Bills	(S)	L 9 17
A 28	New York Jets	(S)	L 7 24

1999 — 2-2		Chi	Opp
A 7	Indianapolis Colts	(S)	W 9 6
A 13	@ Pittsburgh Steelers	(TR)	L 23 30
A 21	St. Louis Rams	(S)	W 38 24
A 28	@ Cleveland Browns	(CB)	L 24 35

2000 — 2-2		Chi	Opp
A 5	@ New York Giants	(NJ)	W 20 8
A 12	Cleveland Browns	(S)	W 19 6
A 19	@ Cincinnati Bengals	(CI)	L 20 24
A 26	Tennessee Titans	(S)	L 28 34

2001 — 1-3		Chi	Opp
A 4	Cincinnati Bengals	(S)	W 16 13 (ot)
A 11	@ Tennessee Titans	(AD)	L 24 27
A 18	@ Kansas City Chiefs	(KC)	L 9 10
A 25	Arizona Cardinals	(S)	L 20 24

2002 — 1-3		Chi	Opp
A 10	Denver Broncos	(IL)	L 3 27
A 16	@ St. Louis	(AC)	W 19 17
A 23	Jacksonville Jaguars	(IL)	L 16 24
A 29	@ Miami Dolphins	(PP)	L 22 24

2003 —		Chi	Opp
A 9	Indianapolis Colts	(IL)	
A 16	Denver Broncos	(IL)	
A 23	@ Arizona Cardinals	(TM)	
A 29	@ New England Patriots	(CG)	

All-time Preseason Record: 208-143-8 (.594)

* Indicates Monday Night Football!

** American Bowl game (overseas)

Game terminated in 3rd quarter due to lightning.

† See page 250 for stadium codes.

History

Postseason Results

Date	Game	Winner	Loser	Chi-Opp	Site
12-17-33	NFL Championship	BEARS	NY Giants	23-21	Wrigley Field
12-9-34	NFL Championship	NY Giants	BEARS	13-30	Polo Grounds
12-12-37	NFL Championship	Washington	BEARS	21-28	Wrigley Field
12-8-40	NFL Championship	BEARS	Washington	73- 0	Griffith Stadium
12-14-41	Conf. Championship	BEARS	Green Bay	33-14	Wrigley Field
12-21-41	NFL Championship	BEARS	NY Giants	37- 9	Wrigley Field
12-13-42	NFL Championship	Washington	BEARS	6-14	Griffith Stadium
12-26-43	NFL Championship	BEARS	Washington	41-21	Wrigley Field
12-15-46	NFL Championship	BEARS	NY Giants	24-14	Polo Grounds
12-17-50	Conf. Championship	LA Rams	BEARS	14-24	LA Coliseum
12-30-56	NFL Championship	NY Giants	BEARS	7-47	Yankee Stadium
12-29-63	NFL Championship	BEARS	NY Giants	14-10	Wrigley Field
12-26-77	NFC Divisional	Dallas	BEARS	7-37	Texas Stadium
12-23-79	NFC Wild Card	Philadelphia	BEARS	17-27	Veterans Stadium
12-30-84	NFC Divisional	BEARS	Washington	23-19	RFK Memorial
1-6-85	NFC Championship	San Francisco	BEARS	0-23	Candlestick Park
1-5-86	NFC Divisional	BEARS	NY Giants	21- 0	Soldier Field
1-12-86	Conf. Championship	BEARS	LA Rams	24- 0	Soldier Field
1-26-86	Super Bowl XX	BEARS	New England	46-10	Louisiana Superdome
1-3-87	NFC Divisional	Washington	BEARS	13-27	Soldier Field
1-10-88	NFC Divisional	Washington	BEARS	17-21	Soldier Field
12-31-88	NFC Divisional	BEARS	Philadelphia	20-12	Soldier Field
1-8-89	Conf. Championship	San Francisco	BEARS	3-28	Soldier Field
1-6-91	First Round	BEARS	New Orleans	16- 6	Soldier Field
1-13-91	NFC Divisional	NY Giants	BEARS	3-31	Giants Stadium
12-29-91	First Round	Dallas	BEARS	13-17	Soldier Field
1-1-95	First Round	BEARS	Minnesota	35-18	HHH Metrodome
1-7-95	NFC Divisional	San Francisco	BEARS	15-44	Candlestick Park
1-19-02	NFC Divisional	Philadelphia	BEARS	19-33	Soldier Field

Bears vs.:	Green Bay	1-0 (1.000)
	Minnesota	1-0 (1.000)
	New England	1-0 (1.000)
	New Orleans	1-0 (1.000)
	NY Giants	5-3 (.625)
	LA Rams	1-1 (.500)
	Philadelphia	1-2 (.333)
	Washington	3-4 (.429)
	Dallas	0-2 (.000)
	San Francisco	0-3 (.000)

Playoff record: 14-15 (.483)

Record at home: 10-6 (.625)

NFL Championship game record: 7-4 (.667)

NFC Central Division Championships:

1977*, 1979*, 1984, 1985, 1986, 1987,
1988, 1990, 2001

(* tied for division title and lost tiebreaker)

MOST-WATCHED TV PROGRAMS...EVER

Program	Date	Viewers	Rating
1. Super Bowl XVI (San Francisco vs. Cincinnati) CBS	1-24-82	110,000,000	49.1
2. Super Bowl XVII (Washington vs. Miami) NBC	1-30-83	109,000,000	48.6
3. Super Bowl XX (Chicago vs. New England) NBC	1-26-86	127,000,000	48.3
4. Super Bowl XII (Dallas vs. Denver) CBS	1-15-78	102,000,000	47.2
5. Super Bowl XIII (Pittsburgh vs. Dallas) NBC	1-21-79	97,000,000	47.1

• A rating is the percentage of houses with televisions which are watching the program. The 48.3 for Super Bowl XX is the fourth-highest in TV history (SBXVI, SBXVII, and the '94 winter Olympic figure skating).

• The Bears' Super Bowl drew a 70 share, which means that 70% of all people watching TV were watching that game. The closest any program has come to a 70 since Super Bowl XX was in January, 1996 when Super Bowl XXX recorded a 68 share.

History

Bears All-Time Results

1920 (10-1-2, .909)

George S. Halas, Ed Sternaman — Coaches	Decatur Staleys Opp
O 3 @ Moline Tractors	W 20 0
O 10 Kewanee	W 25 7
O 17 @ Rock Island Indep.	W 7 0
O 24 @ Chicago Tigers	W 10 0
O 31 @ Rockford	W 29 0
N 7 @ Rock Island Indep.	T 0 0
N 11 @ Champaign	W 20 0
N 14 @ Minneapolis Marines	W 3 0
N 21 Hammond Pros	W 28 7
N 25 @ Chicago Tigers	W 6 0
N 28 @ Chicago Cardinals	L 5 7
D 5 @ Chicago Cardinals	W 10 0
D 12 Akron Pros	T 0 0
	164 21

1921 (9-1-1, .900)

George S. Halas, Ed Sternaman — Coaches	Chicago Staleys Opp
O 10 @ Rock Island Indep.	W 14 10
O 16 Rochester Jeffersons	W 16 13
O 23 Dayton Triangles	W 7 0
N 6 Detroit Tigers	W 20 9
N 13 Rock Island Indep.	W 3 0
N 20 Cleveland Indians	W 22 7
N 24 Buffalo All-Americans	L 6 7
N 27 Green Bay Packers	W 20 0
D 4 Buffalo All-Americans	W 10 7
D 11 Canton Bulldogs	W 10 0
D 18 @ Chicago Cardinals	T 0 0
	128 53

1922 (9-3, .750)

George S. Halas, Ed Sternaman — Coaches	Chicago Bears Opp
O 1 Racine Legion	W 6 0
O 8 @ Rock Island Indep.	W 10 6
O 15 Rochester Jeffersons	W 7 0
O 22 Buffalo All-Americans	W 7 0
O 29 Canton Bulldogs	L 6 7
N 5 Dayton Triangles	W 9 0
N 12 Oorang Indians	W 33 6
N 19 Rock Island Indep.	W 3 0
N 26 Akron Pros	W 20 10
N 30 @ Chicago Cardinals	L 0 6
D 3 Toledo Maroons	W 22 0
D 10 @ Chicago Cardinals	L 0 9
	123 44

1923 (9-2-1, .818)

George S. Halas, Ed Sternaman — Coaches	Bears Opp
S 30 @ Rock Island Indep.	L 0 3
O 7 @ Racine Legion	W 3 0
O 14 @ Green Bay Packers	W 3 0
O 21 Canton Bulldogs	L 0 6
O 28 Buffalo All-Americans	W 18 3
N 4 Oorang Indians	W 26 0
N 11 Akron Pros	W 20 6
N 18 Rock Island Indep.	W 7 3
N 25 Hammond Pros	W 14 7
N 29 Chicago Cardinals	W 3 0
D 2 Milwaukee Badgers	T 0 0
D 9 Rock Island Indep.	W 29 7
	123 35

1924 (6-1-4, .857)

George S. Halas, Ed Sternaman — Coaches	Bears Opp
S 28 @ Rock Island Indep.	T 0 0
O 5 @ Cleveland Bulldogs	L 14 16
O 12 Racine Legion	T 10 10
O 19 Chicago Cardinals	W 6 0
O 26 Frankford Yefjackets	W 33 3
N 2 Rock Island Indep.	T 3 3
N 9 Columbus Tigers	W 12 6
N 16 Racine Legion	T 3 3
N 23 Green Bay Packers	W 3 0
N 27 @ Chicago Cardinals	W 21 0
N 30 Milwaukee Badgers	W 31 14
	136 55

1925 (9-5-3, .643)

George S. Halas, Ed Sternaman — Coaches	Bears Opp
S 20 @ Rock Island Indep.	T 0 0
S 27 @ Green Bay Packers	L 10 14
O 4 Detroit Panthers	T 0 0
O 11 Hammond Pros	W 28 7
O 18 Cleveland Bulldogs	W 7 0
O 25 @ Chicago Cardinals	L 0 9
N 1 Rock Island Indep.	W 6 0
N 8 Frankford Yefjackets	W 19 0
N 15 Detroit Panthers	W 14 0
N 22 Green Bay Packers	W 21 0
N 26 Chicago Cardinals	T 0 0
N 29 Columbus Tigers	W 14 13
D 5 @ Frankford Yefjackets	W 14 7
D 6 @ New York Giants	W 19 7
D 9 @ Providence Ste. Rol.	L 6 9
D 12 @ Detroit Panthers	L 0 21
D 13 New York Giants	L 0 9
	158 96

1926 (12-1-3, .923)

George S. Halas, Ed Sternaman — Coaches	Bears Opp
S 19 @ Milwaukee Badgers	W 10 7
S 26 @ Green Bay Packers	T 6 6
O 3 @ Detroit Panthers	W 10 7
O 10 New York Giants	W 7 0
O 17 Chicago Cardinals	W 16 0
O 24 Duluth Eskimos	W 24 6
O 31 Akron Indians	W 17 0
N 7 Louisville Colonels	W 34 0
N 11 @ Chicago Cardinals	W 10 0
N 13 Milwaukee Badgers	W 10 7
N 21 Green Bay Packers	W 19 13
N 25 Chicago Cardinals	T 0 0
N 28 Canton Bulldogs	W 35 0
D 2 @ Frankford Yefjackets	L 6 7
D 13 Pottsville Maroons	W 9 7
D 19 Green Bay Packers	T 3 3
	216 63

1927 (9-3-2, .750)

George S. Halas, Ed Sternaman — Coaches	Bears Opp
S 25 @ Chicago Cardinals	W 9 0
O 2 @ Green Bay Packers	W 7 6
O 16 New York Yankees	W 12 0
O 23 Cleveland Bulldogs	W 14 12
O 30 Dayton Triangles	W 14 6
N 6 Providence Ste. Rol.	T 0 0
N 8 @ New York Yankees	L 6 26
N 13 Pottsville Maroons	W 30 12
N 20 Green Bay Packers	W 14 6
N 24 Chicago Cardinals	L 0 3
N 27 @ New York Giants	L 7 13
D 3 @ Frankford Yefjackets	T 0 0
D 4 Frankford Yefjackets	W 9 0
D 11 Duluth Eskimos	W 27 0
	149 84

1928 (7-5-1, .636)

George S. Halas, Ed Sternaman — Coaches	Bears Opp
S 23 @ Chicago Cardinals	W 15 0
S 30 @ Green Bay Packers	T 12 12
O 14 New York Giants	W 13 0
O 21 Green Bay Packers	L 6 16
O 28 Detroit Wolverines	L 0 6
N 4 New York Yankees	W 27 0
N 11 Dayton Triangles	W 27 0
N 18 Pottsville Maroons	W 13 6
N 25 Detroit Wolverines	L 7 14
N 29 Chicago Cardinals	W 34 0
D 2 Frankford Yefjackets	W 28 6
D 9 Green Bay Packers	L 0 6
D 15 @ Frankford Yefjackets	L 0 19
	182 85

1929 (4-9-2, .308)

George S. Halas, Ed Sternaman — Coaches	Bears Opp
S 22 @ Minneapolis Marines	W 19 6
S 29 @ Green Bay Packers	L 0 23
O 6 @ Minneapolis Marines	W 7 6
O 13 @ Buffalo Bisons	W 16 0
O 20 Chicago Cardinals	T 0 0
O 27 @ Minneapolis Rjackets	W 27 0
N 3 New York Giants	L 14 26
N 10 Green Bay Packers	L 0 14
N 16 @ Frankford Yefjackets	L 14 20
N 17 @ New York Giants	L 0 34
N 24 Buffalo Bisons	L 7 19
N 28 @ Chicago Cardinals	L 6 40
D 1 Frankford Yefjackets	T 0 0
D 8 Green Bay Packers	L 0 25
D 15 New York Giants	L 9 14
	119 227

1930 (9-4-1, .692)

Ralph Jones — Coach	Bears Opp
S 21 Brooklyn Dodgers	T 0 0
S 28 @ Green Bay Packers	L 0 7
O 5 @ Minneapolis Rjackets	W 20 0
O 12 New York Giants	L 0 12
O 19 @ Chicago Cardinals	W 32 6
O 22 @ Portsmouth Spartans	L 6 7
O 26 Frankford Yefjackets	W 13 7
N 2 Minneapolis Rjackets	W 20 7
N 9 Green Bay Packers	L 12 13
N 16 @ New York Giants	W 12 0
N 22 @ Frankford Yefjackets	W 13 6
N 27 Chicago Cardinals	W 6 0
N 30 Portsmouth Spartans	W 14 6
D 7 Green Bay Packers	W 21 0
	169 71

1931 (8-5, .615)

Ralph Jones — Coach	Bears Opp
S 18 Cleveland Indians	W 21 0
S 27 @ Green Bay Packers	L 0 7
O 11 New York Giants	W 6 0
O 18 Chicago Cardinals	W 26 13
O 25 Frankford Yefjackets	L 12 13
N 1 Green Bay Packers	L 2 6
N 8 Portsmouth Spartans	W 9 6
N 15 New York Giants	W 12 6
N 22 @ Brooklyn Dodgers	W 26 0
N 26 Chicago Cardinals	W 18 7
N 29 @ Portsmouth Spartans	L 0 3
D 6 Green Bay Packers	W 7 6
D 13 New York Giants	L 6 25
	145 92

1932 (7-1-6, .875)

Ralph Jones — Coach	Bears Opp
S 25 @ Green Bay Packers	T 0 0
O 2 @ Staten Isl. Stapletons	T 0 0
O 9 @ Chicago Cardinals	T 0 0
O 16 Green Bay Packers	L 0 2
O 23 Staten Isl. Stapletons	W 27 7
O 30 @ Boston Braves	T 7 7
N 6 @ New York Giants	W 28 8
N 13 Portsmouth Spartans	T 13 13
N 20 Brooklyn Dodgers	W 20 0
N 24 Chicago Cardinals	W 34 0
N 27 @ Portsmouth Spartans	T 7 7
D 4 New York Giants	W 6 0
D 11 Green Bay Packers	W 9 0
D 18 Portsmouth Spartans	W 9 0
	160 44

History

Bears All-Time Results

1933 (10-2-1, .833)

George S. Halas — Coach		Bears	Opp
S 24 @ Green Bay Packers	W	14	7
O 1 Boston Redskins	W	7	0
O 8 @ Brooklyn Dodgers	W	10	0
O 15 Chicago Cardinals	W	12	9
O 22 Green Bay Packers	W	10	7
O 29 New York Giants	W	14	10
N 5 @ Boston Redskins	L	0	10
N 12 @ Philadelphia Eagles	T	3	3
N 19 @ New York Giants	L	0	3
N 26 Portsmouth Spartans	W	17	14
N 30 Chicago Cardinals	W	22	6
D 3 @ Portsmouth Spartans	W	17	7
D 10 Green Bay Packers	W	7	6
		133	82

PLAYOFFS		Bears	Opp
D 17 New York Giants	W	23	21

1934 (13-0, 1.000)

George S. Halas — Coach		Bears	Opp
S 23 @ Green Bay Packers	W	24	10
S 30 @ Cincinnati Reds	W	21	3
O 7 @ Brooklyn Dodgers	W	21	7
O 10 @ Pittsburgh Pirates	W	28	0
O 14 Chicago Cardinals	W	20	0
O 21 Cincinnati Reds	W	41	7
O 28 Green Bay Packers	W	27	14
N 4 New York Giants	W	27	7
N 11 @ Boston Redskins	W	21	0
N 18 @ New York Giants	W	10	9
N 25 Chicago Cardinals	W	17	6
N 29 @ Detroit Lions	W	19	16
D 2 Detroit Lions	W	10	7
		286	86

PLAYOFFS		Bears	Opp
D 9 @ New York Giants	L	13	30

1935 (6-4-2, .600)

George S. Halas — Coach		Bears	Opp
S 22 @ Green Bay Packers	L	0	7
S 29 @ Pittsburgh Pirates	W	23	7
O 13 @ Philadelphia Eagles	W	39	0
O 20 Brooklyn Dodgers	W	24	14
O 27 Green Bay Packers	L	14	17
N 3 @ New York Giants	W	20	3
N 10 @ Boston Redskins	W	30	14
N 17 New York Giants	L	0	3
N 24 Detroit Lions	T	20	20
N 28 @ Detroit Lions	L	2	14
D 1 Chicago Cardinals	T	7	7
D 8 Chicago Cardinals	W	13	0
		192	106

1936 (9-3, .750)

George S. Halas — Coach		Bears	Opp
S 20 @ Green Bay Packers	W	30	3
S 27 @ Philadelphia Eagles	W	17	0
O 4 @ Pittsburgh Pirates	W	27	9
O 11 Chicago Cardinals	W	7	3
O 18 Pittsburgh Pirates	W	26	7
O 25 Detroit Lions	W	12	10
N 1 Green Bay Packers	L	10	21
N 8 @ New York Giants	W	25	7
N 15 @ Boston Redskins	W	26	0
N 22 @ Philadelphia Eagles	W	28	0
N 26 @ Detroit Lions	L	7	13
N 29 Chicago Cardinals	L	7	14
		222	94

1937 (9-1-1, .900)

George S. Halas — Coach		Bears	Opp
S 19 @ Green Bay Packers	W	14	2
O 4 @ Pittsburgh Steelers	W	7	0
O 10 @ Cleveland Rams	W	20	2
O 17 Chicago Cardinals	W	16	7
O 24 Detroit Lions	W	28	20
O 31 @ New York Giants	T	3	3
N 7 Green Bay Packers	L	14	24
N 14 Brooklyn Dodgers	W	29	7
N 25 @ Detroit Lions	W	13	0
N 28 Cleveland Rams	W	15	7

D 5 Chicago Cardinals	W	42	28
		201	100

PLAYOFFS

D 12 Washington Redskins	L	21	28
--------------------------	---	----	----

1938 (6-5, .545)

George S. Halas — Coach		Bears	Opp
S 11 Chicago Cardinals	W	16	13
S 18 @ Green Bay Packers	W	2	0
O 2 @ Philadelphia Eagles	W	28	6
O 9 @ Cleveland Rams	L	7	14
O 16 Chicago Cardinals	W	34	28
O 23 Cleveland Rams	L	21	23
O 30 Detroit Lions	L	7	13
N 6 Green Bay Packers	L	17	24
N 13 Washington Redskins	W	31	7
N 20 @ Brooklyn Dodgers	W	24	6
N 24 @ Detroit Lions	L	7	14
		194	148

1939 (8-3, .727)

George S. Halas — Coach		Bears	Opp
S 15 Cleveland Rams	W	30	21
S 24 @ Green Bay Packers	L	16	21
O 2 @ Pittsburgh Steelers	W	32	0
O 8 @ Cleveland Rams	W	35	21
O 15 Chicago Cardinals	W	44	7
O 22 @ New York Giants	L	13	16
O 29 Detroit Lions	L	0	10
N 5 Green Bay Packers	W	30	27
N 12 @ Detroit Lions	W	23	13
N 19 Philadelphia Eagles	W	27	14
N 26 Chicago Cardinals	W	48	7
		298	157

1940 (8-3, .727)

George S. Halas — Coach		Bears	Opp
S 22 @ Green Bay Packers	W	41	0
S 25 @ Chicago Cardinals	W	7	21
O 6 @ Cleveland Rams	W	21	14
O 13 Detroit Lions	W	7	0
O 20 Brooklyn Dodgers	W	16	7
O 27 @ New York Giants	W	37	21
N 3 Green Bay Packers	L	14	7
N 10 @ Detroit Lions	L	14	17
N 17 @ Washington Redskins	L	3	7
N 24 Cleveland Rams	W	47	25
D 1 Chicago Cardinals	W	31	23
		238	152

PLAYOFFS

D 8 @ Washington Redskins	W	73	0
---------------------------	---	----	---

1941 (10-1, .909)

George S. Halas — Coach		Bears	Opp
S 28 @ Green Bay Packers	W	25	17
O 5 @ Cleveland Rams	W	48	21
O 12 Chicago Cardinals	W	53	7
O 19 Detroit Lions	W	49	0
O 26 Pittsburgh Steelers	W	34	7
N 2 Green Bay Packers	L	14	16
N 9 Cleveland Rams	W	31	13
N 16 Washington Redskins	W	35	21
N 23 @ Detroit Lions	W	24	7
N 30 @ Philadelphia Eagles	W	49	14
D 7 @ Chicago Cardinals	W	34	24
		398	147

PLAYOFFS

D 14 Green Bay Packers	W	33	14
D 21 New York Giants	W	37	9

1942 (11-0, 1.000)

George S. Halas — Coach		Bears	Opp
S 27 @ Green Bay Packers	W	44	28
O 4 @ Cleveland Rams	W	21	7
O 11 Chicago Cardinals	W	41	14
O 18 New York Giants	W	26	7
O 25 Philadelphia Eagles	W	45	14
Heartley "Hunk" Anderson			
Luke Johnsons — Coaches			
N 1 Detroit Lions	W	16	0
N 8 @ Brooklyn Dodgers	W	35	0

N 15 Green Bay Packers	W	38	7
N 22 @ Detroit Lions	W	42	0
N 29 Cleveland Rams	W	47	0
D 6 @ Chicago Cardinals	W	21	7
		376	84

PLAYOFFS

D 13 @ Washington Redskins	L	6	14
----------------------------	---	---	----

1943 (8-1-1, .889)

Heartley "Hunk" Anderson		Bears	Opp
Luke Johnsons — Coaches			
S 26 @ Green Bay Packers	T	21	21
O 3 @ Detroit Lions	W	27	21
O 10 Chicago Cardinals	W	20	0
O 17 Philadelphia "Steagles"	W	45	21
O 24 Brooklyn Dodgers	W	33	21
O 31 Detroit Lions	W	35	14
N 7 Green Bay Packers	W	21	7
N 14 @ New York Giants	W	56	7
N 21 @ Washington Redskins	L	7	21
N 28 @ Chicago Cardinals	W	35	24
		303	157

PLAYOFFS

D 26 Washington Redskins	W	41	21
--------------------------	---	----	----

1944 (6-3-1, .667)

Heartley "Hunk" Anderson,		Bears	Opp
Luke Johnsons — Coaches			
S 24 @ Green Bay Packers	L	28	42
O 8 @ Cleveland Rams	L	7	19
O 15 Cardinal-Pittsburgh	W	34	7
O 22 Detroit Lions	T	21	21
O 29 Cleveland Rams	W	28	21
N 5 Green Bay Packers	W	21	0
N 12 Boston Yanks	W	21	7
N 19 @ Detroit Lions	L	21	41
N 26 @ Philadelphia Eagles	W	28	7
D 3 @ Cardinal-Pittsburgh	W	49	7
		258	172

1945 (3-7, .300)

Heartley "Hunk" Anderson		Bears	Opp
Luke Johnsons — Coaches			
S 30 @ Green Bay Packers	L	21	31
O 7 @ Cleveland Rams	L	0	17
O 14 Chicago Cardinals	L	7	16
O 21 Cleveland Rams	L	21	41
O 28 @ Detroit Lions	L	10	16
N 4 Green Bay Packers	W	28	24
N 11 Detroit Lions	L	28	35
N 18 @ Washington Redskins	L	21	28
N 25 Pittsburgh Steelers	W	28	7
D 2 @ Chicago Cardinals	W	26	20
		192	235

1946 (8-2-1, .800)

George S. Halas — Coach		Bears	Opp
S 29 @ Green Bay Packers	W	30	7
O 6 @ Chicago Cardinals	W	34	17
O 13 Los Angeles Rams	T	28	28
O 20 Philadelphia Eagles	W	21	14
O 27 @ New York Giants	L	0	14
N 3 Green Bay Packers	W	10	7
N 10 @ Los Angeles Rams	W	27	21
N 17 Washington Redskins	W	24	20
N 24 Detroit Lions	W	42	6
D 1 Chicago Cardinals	L	28	35
D 8 @ Detroit Lions	W	45	24
		289	193

PLAYOFFS

D 15 @ New York Giants	W	24	14
------------------------	---	----	----

1947 (8-4, .667)

George S. Halas — Coach		Bears	Opp
S 28 @ Green Bay Packers	W	20	29
O 5 @ Chicago Cardinals	L	7	31
O 12 Philadelphia Eagles	W	40	7
O 19 Detroit Lions	W	33	24
O 26 @ Washington Redskins	W	56	20
N 2 @ Boston Yanks	W	28	24
N 9 Green Bay Packers	W	20	17
N 16 @ Los Angeles Rams	W	41	21
N 23 Pittsburgh Steelers	W	49	7
N 27 @ Detroit Lions	W	34	14
D 7 Los Angeles Rams	L	14	17
D 14 Chicago Cardinals	L	21	20
		353	231

1948 (10-2, .833)

George S. Halas — Coach		Bears	Opp
S 26 @ Green Bay Packers	W	45	7
O 4 @ Chicago Cardinals	W	28	17
O 10 Los Angeles Rams	W	42	21
O 17 Detroit Lions	W	28	0
O 24 @ Philadelphia Eagles	L	7	12
O 31 New York Giants	W	35	14
N 7 @ Los Angeles Rams	W	21	6
N 14 Green Bay Packers	W	7	6
N 21 @ Boston Yanks	W	51	17
N 28 Washington Redskins	W	48	13
D 5 @ Detroit Lions	W	42	14
D 12 Chicago Cardinals	L	21	24
		375	151

1949 (9-3, .750)

George S. Halas — Coach		Bears	Opp
S 25 @ Green Bay Packers	W	17	0
O 2 @ Chicago Cardinals	W	17	7
O 9 Los Angeles Rams	L	16	31
O 16 Philadelphia Eagles	W	38	21
O 23 @ New York Giants	L	28	35
O 30 @ Los Angeles Rams	L	24	27
N 6 Green Bay Packers	W	24	3
N 13 Detroit Lions	W	27	24
N 20 @ Washington Redskins	W	31	21
N 24 @ Detroit Lions	W	28	7
D 4 Pittsburgh Steelers	W	30	21
D 11 Chicago Cardinals	W	52	21
		332	218

1950 (9-3, .750)

George S. Halas — Coach		Bears	Opp
S 17 @ Los Angeles Rams	W	24	20
S 24 @ San Francisco 49ers	W	32	20
O 1 @ Green Bay Packers	L	21	31
O 8 Chicago Cardinals	W	27	6
O 15 Green Bay Packers	W	23	14
O 29 @ New York Yanks	L	27	38
N 5 @ Detroit Lions	W	35	21
N 12 New York Yanks	W	28	20
N 19 San Francisco 49ers	W	17	0
N 26 Los Angeles Rams	W	24	14
D 3 @ Chicago Cardinals	L	10	20
D 10 Detroit Lions	W	6	3
		279	207

PLAYOFFS

D 17 @ Los Angeles Rams	L	14	24
-------------------------	---	----	----

1951 (7-5, .583)

George S. Halas — Coach		Bears	Opp
S 30 @ Green Bay Packers	W	31	20
O 7 @ Chicago Cardinals	L	14	28
O 14 New York Yanks	W	24	21
O 21 San Francisco 49ers	W	13	7
O 28 @ Detroit Lions	W	28	23
N 4 @ Washington Redskins	W	27	0
N 11 Detroit Lions	L	28	41
N 18 Green Bay Packers	W	24	13
N 25 @ Cleveland Browns	L	21	42
D 2 Los Angeles Rams	L	17	42
D 9 @ New York Yanks	W	45	21
D 16 Chicago Cardinals	L	14	24
		286	282

1952 (5-7, .416)

George S. Halas — Coach		Bears	Opp
S 28 @ Green Bay Packers	W	24	14
O 5 @ Chicago Cardinals	L	10	21
O 12 Dallas Texans	W	38	20
O 19 San Francisco 49ers	L	16	40
O 26 @ Los Angeles Rams	L	7	31
N 2 @ San Francisco 49ers	W	20	17
N 9 Green Bay Packers	L	28	41
N 16 Los Angeles Rams	L	24	40
N 23 Detroit Lions	W	24	23
N 27 @ Dallas Texans	L	23	27
D 7 @ Detroit Lions	L	21	45
D 14 Chicago Cardinals	W	10	7
		245	326

1953 (3-8-1, .273)

George S. Halas — Coach		Bears	Opp
S 27 @ Baltimore Colts	L	9	13
O 4 @ Green Bay Packers	W	17	13
O 11 Baltimore Colts	L	14	16
O 18 San Francisco 49ers	L	28	35
O 25 @ Los Angeles Rams	L	24	28
N 1 @ San Francisco 49ers	L	14	24
N 8 Green Bay Packers	T	21	21
N 15 @ Washington Redskins	W	27	24
N 22 Detroit Lions	L	16	20
N 29 Los Angeles Rams	W	24	21
D 6 @ Detroit Lions	L	7	13
D 13 Chicago Cardinals	L	17	24
		218	262

1954 (8-4, .667)

George S. Halas — Coach		Bears	Opp
S 26 @ Detroit Lions	L	23	48
O 3 @ Green Bay Packers	W	10	3
O 10 Baltimore Colts	W	28	9
O 17 San Francisco 49ers	L	24	31
O 24 @ Los Angeles Rams	L	38	42
O 31 @ San Francisco 49ers	W	31	27
N 7 Green Bay Packers	W	28	23
N 14 Cleveland Browns	L	10	39
N 21 @ Baltimore Colts	W	28	13
N 28 Los Angeles Rams	W	24	13
D 5 @ Chicago Cardinals	W	29	7
D 12 Detroit Lions	W	28	24
		301	279

1955 (8-4, .667)

George S. Halas — Coach		Bears	Opp
S 25 @ Baltimore Colts	L	17	23
O 2 @ Green Bay Packers	L	3	24
O 9 San Francisco 49ers	L	19	20
O 16 Baltimore Colts	W	38	10
O 23 @ San Francisco 49ers	W	34	23
O 30 @ Los Angeles Rams	W	31	20
N 6 Green Bay Packers	W	52	21
N 13 Los Angeles Rams	W	24	3
N 20 @ Detroit Lions	W	24	14
N 27 @ Chicago Cardinals	L	14	53
D 4 Detroit Lions	W	21	20
D 11 Philadelphia Eagles	W	17	10
		294	251

1956 (9-2-1, .818)

John Paddy Driscoll — Coach		Bears	Opp
S 30 @ Baltimore Colts	L	21	28
O 7 @ Green Bay Packers	W	37	21
O 14 San Francisco 49ers	W	31	7
O 21 Baltimore Colts	W	58	27
O 28 @ San Francisco 49ers	W	38	21
N 4 @ Los Angeles Rams	W	35	24
N 11 Green Bay Packers	W	38	14
N 18 Los Angeles Rams	W	30	21
N 25 @ New York Giants	T	17	17
D 2 @ Detroit Lions	L	10	42
D 9 Chicago Cardinals	W	10	3
D 16 Detroit Lions	W	38	21
		363	246

PLAYOFFS

D 30 @ New York Giants	L	7	47
------------------------	---	---	----

1957 (5-7, .417)

John Paddy Driscoll — Coach		Bears	Opp
S 29 @ Green Bay Packers	L	17	21
O 5 @ Baltimore Colts	L	10	21
O 13 San Francisco 49ers	L	17	21
O 20 Los Angeles Rams	W	34	26
O 27 @ San Francisco 49ers	L	17	21
N 3 @ Los Angeles Rams	W	16	10
N 10 Green Bay Packers	W	21	14
N 17 Baltimore Colts	L	14	29
N 24 @ Detroit Lions	W	27	7
D 1 Washington Redskins	L	3	14
D 8 @ Chicago Cardinals	W	14	6
D 15 Detroit Lions	L	13	21
		203	211

1958 (8-4, .667)

George S. Halas — Coach		Bears	Opp
S 27 @ Green Bay Packers	W	34	20
O 4 @ Baltimore Colts	L	38	51
O 12 San Francisco 49ers	W	28	6
O 19 Los Angeles Rams	W	31	10
O 26 @ San Francisco 49ers	W	27	14
N 2 @ Los Angeles Rams	L	35	41
N 9 Green Bay Packers	W	24	10
N 16 Baltimore Colts	L	0	17
N 23 @ Detroit Lions	W	20	7
N 30 @ Pittsburgh Steelers	L	10	24
D 7 Chicago Cardinals	W	30	14
D 14 Detroit Lions	W	21	16
		298	230

1959 (8-4, .667)

George S. Halas — Coach		Bears	Opp
S 27 @ Green Bay Packers	L	6	9
O 3 @ Baltimore Colts	W	25	21
O 11 Los Angeles Rams	L	21	28
O 18 Baltimore Colts	L	7	21
O 25 @ San Francisco 49ers	L	17	20
N 2 @ Los Angeles Rams	W	26	21
N 8 Green Bay Packers	W	28	17
N 15 San Francisco 49ers	W	14	3
N 22 @ Detroit Lions	W	24	14
N 29 @ Chicago Cardinals	W	31	7
D 6 Pittsburgh Steelers	W	27	21
D 13 Detroit Lions	W	25	19

1960 (5-6-1, .455)

George S. Halas — Coach		Bears	Opp
S 25 @ Green Bay Packers	W	17	14
O 2 @ Baltimore Colts	L	7	42
O 9 Los Angeles Rams	W	34	27
O 16 San Francisco 49ers	W	27	10
O 23 @ Los Angeles Rams	T	24	24
O 30 @ San Francisco 49ers	L	7	25
N 13 Baltimore Colts	L	20	24
N 20 Detroit Lions	W	28	7
N 27 Dallas Cowboys	W	17	7
D 4 Green Bay Packers	L	13	41
D 11 @ Cleveland Browns	L	0	42
D 18 @ Detroit Lions	L	0	36
		194	299

1961 (8-6, .571)

George S. Halas — Coach		Bears	Opp
S 17 @ Minnesota Vikings	L	13	37
S 23 @ Los Angeles Rams	W	21	17
O 1 @ Green Bay Packers	L	0	24
O 8 @ Detroit Lions	W	31	17
O 15 Baltimore Colts	W	21	0
O 22 San Francisco 49ers	W	34	10
O 29 @ Baltimore Colts	W	21	20
N 5 @ Philadelphia Eagles	L	14	16
N 12 Green Bay Packers	L	28	31
N 19 @ San Francisco 49ers	L	31	41
N 26 Los Angeles Rams	W	28	24
D 3 Detroit Lions	L	15	16
D 10 Cleveland Browns	W	17	14
D 17 Minnesota Vikings	W	52	35
		326	302

History

Bears All-Time Results

1962 (9-5, .643)

George S. Halas — Coach	Bears	Opp
S 16 @ San Francisco 49ers	W	30 14
S 23 @ Los Angeles Rams	W	27 23
S 30 @ Green Bay Packers	L	0 49
O 7 @ Minnesota Vikings	W	13 0
O 14 San Francisco 49ers	L	27 34
O 21 Baltimore Colts	W	35 15
O 28 @ Detroit Lions	L	3 11
N 4 Green Bay Packers	L	7 38
N 11 Minnesota Vikings	W	31 30
N 18 @ Dallas Cowboys	W	34 33
N 25 @ Baltimore Colts	W	57 0
D 2 New York Giants	L	24 26
D 9 Los Angeles Rams	W	30 14
D 16 Detroit Lions	W	3 0
		321 287

1963 (11-1-2, .917)

George S. Halas — Coach	Bears	Opp
S 15 @ Green Bay Packers	W	10 3
S 22 @ Minnesota Vikings	W	28 7
S 29 @ Detroit Lions	W	37 21
O 6 Baltimore Colts	W	10 3
O 13 @ Los Angeles Rams	W	52 14
O 20 @ San Francisco 49ers	L	14 20
O 27 Philadelphia Eagles	W	16 7
N 3 @ Baltimore Colts	W	17 7
N 10 Los Angeles Rams	W	6 0
N 17 Green Bay Packers	W	26 7
N 24 @ Pittsburgh Steelers	T	17 17
D 1 Minnesota Vikings	T	17 17
D 8 San Francisco 49ers	W	27 17
D 15 Detroit Lions	W	24 14
		301 144

PLAYOFFS

D 29 New York Giants	W	14 10
----------------------	---	-------

1964 (5-9, .357)

George S. Halas — Coach	Bears	Opp
S 13 @ Green Bay Packers	L	12 23
S 20 @ Minnesota Vikings	W	34 28
S 27 @ Baltimore Colts	L	0 52
O 4 @ San Francisco 49ers	L	21 31
O 11 Los Angeles Rams	W	38 17
O 18 Detroit Lions	L	0 10
O 25 @ Washington Redskins	L	20 27
N 1 Dallas Cowboys	L	10 24
N 8 Baltimore Colts	L	24 40
N 15 @ Los Angeles Rams	W	34 24
N 22 San Francisco 49ers	W	23 21
N 26 @ Detroit Lions	W	27 24
D 5 Green Bay Packers	L	3 17
D 13 Minnesota Vikings	L	14 41
		260 379

ALL-TIME PRACTICE SQUAD

Age, Louis (T)*1992
Allen, James (RB)*1998
Allen, Tremayne (TE)*1997-98
Backes, Tom (DT)1991
Baron, James (DL)1998
Beck, Tom (QB)1998
Bell, Shonn (TE)2000
Bero, Brian (FB)1989
Bennett, Brandon (RB)1995-96
Bownes, Fabien (WR)*1995-96
Brewer, Dewell (FB)1993
Brooks, Macey (WR)*1998
Burger, Todd (G)*1993
Carter, Daryl (LB)1997
Cerqua, Marq (LB)* 2002
Chambers, Marlon (TE, DE)1999
Christian, Bob (FB)*1992
Cobb, Trevor (FB)1994
Cohen, Dustin (LB)2000
Coleman, Mill (WR)1995-96
Coleman, Quincy (CB)1998
Coleman, Travis (CB)*2002
Coley, James (TE)*1989
Collier, Ervin (DT)1994-95
Cooper, D.J. (DE)2000
Cousin, Terry (CB)*1997
Dawson, Curry (DT) 2002
Deligianis, Harry (DL)1998
Demaree, Chris (DE) 2002
Draft, Chris (LB)*1998
Dragos, Scott (FB)1999
Dulaney, Mike (FB)*1995
Edwards, Brian (RB)2000
Elliott, Jamin (WR)* 2002
Finn, Jim (FB)1999
Fletcher, Bryan (TE) 2002
Fontenot, Chris (TE)2000
Forbes, Marlon (CB)1995-96
Foreman, Tyree (FB) 2002
Gilmore, John (TE)* 2002

Goolsby, Brian (FB)1999
Gowins, Brian (K)*1999
Grice, Shane (G)2001
Harris, Willie (WR)1993
Harrison, Todd (TE)1992
Hartzell, Mark (QB)*2000
Hicks, Michael (RB)*1996-97
Holmes, Jaret (K)*1999
Houston, Harrison (WR)1995
Howard, Bobbie (LB) 2000
Hyche, Steve (LB)*1989
Ihnat, Eric (TE)1991
Ireland, Darwin (LB)*1995
Ivlow, John (FB)1993
Jenkins, Kerry (T)1997
Johnson, Eric (DB)2001-02
Johnson, Kiah (LB)2002
Johnson, Tim (LB)2001
Jones, Carlos (CB)1999
Jones, Dante (LB)*1990
Jones, Jermaine (CB)*1999
Joseph, Dwayne (CB)*1994
Justin, Paul (QB)1991
King, Jerome (DE)2000
Kmet, Frank (DL/OL)1993
Leatherwood, Frank (TE)2000
Lee, Mark (DT)1997
Lemons, Devin (LB)2001
Lethridge, Zebbie (CB)1999
Lies, Michael (T)2000
Lott, James (CB)*1990-91
Mackey, Chad (WR)1999
Marshall, Anthony (S)*1994
Martin, Chris (CB)*1996
Matthews, Shane (QB)1993
Matthews, Roshawn (LB)2001
Matusz, Roman (T)1990
McCardell, Keenan (WR)1993
McMillon, Todd (CB)* 2000-01
Merritt, Ahmad (WR)* 2000-01

Newkirk, Robert (DT)*2000
Norman, Todd (OL)1994
North, Ramondo (WR)2001
Pearson, Pepe (RB)1998
Polk, Octus (OL)*1995-96
Price, Terry (DT)*1990
Primus, Greg (WR)*1994
Randolph, Charles (TE)1996
Ray, Rodney (DB)1996
Sanford, Sulecio (WR)1999
Schwartz, Jim (LB)*1992-93
Shepherd, Edell (WR) 2002
Shepherd, Gannon (T)2000
Smith, Eric (WR)*1997
Smith, Quintin (WR)*1990
Snyder, Brent (QB)1990
Spencer, Willie (WR)2001
Streeter, George (S)*1989
Tafaya, Joe (DE) 2001
Taylor, Aaron (G)1998
Taylor, Brian (CB)*1989
Tugbenyoh, Mawuko (LB)2000
Waddle, Tom (WR)*1989
Wagner, Barry (WR)*1992
Warner, Josh (C/G) 2002
Warner, Ron (DE)1999
Washington, Damon (FB)1999
Wetnight, Ryan (TE)*1993
Whelan, Tom (K/P)1990
Williams, Brad (G)2000
Williams, Tyrone (DL)*1997
Wise, Ty (C)2000
Wright, Eric (WR)*1991-92
Young, Adam (TE)2001
Zitelli, Emmett (C)1997

Each of the above players spent time on the Bears' practice squad (or "developmental squad," as it was termed in 1989). **BOLD** indicates active player on Bears roster.

* Indicates player was signed to active roster, and played in a game.

• A player on the practice squad is not "protected". However, for another team to sign a practice squad player, that team must put the player on their active roster. The Bears have signed one player to their active roster off other teams' practice squads: Alfonso Boone (Det, 2000).

1965 CHICAGO BEARS STATISTICS

Record: 9-5, .643

Third Place, Western Conference
Head Coach: George S. Halas

09/19	L	24-52	at San Francisco
09/25	L	29-30	at L.A. Rams
10/03	L	14-23	at Green Bay
10/10	W	31-6	Los Angeles Rams
10/17	W	45-37	at Minnesota
10/24	W	38-10	Detroit
10/31	W	31-10	Green Bay
11/07	L	21-26	Baltimore
11/14	W	34-13	St. Louis
11/21	W	17-10	at Detroit
11/28	W	35-14	at N.Y. Giants
12/05	W	13-10	at Baltimore
12/12	W	61-20	San Francisco
12/19	L	17-24	Minnesota

Bears		Opp	
TOTAL FIRST DOWNS	257	244	
Rushing	132	87	
Passing	110	136	
Penalty	15	21	
3rd Down Made/Att	NA	NA	
3rd Down Pct.	NA	NA	
4th Down Made/Att	NA	NA	
4th Down Pct.	NA	NA	
POSSESSION AVG	NA	NA	
TOTAL NET YARDS	4897	4268	
Avg. Per Game	350	305	
Total Plays	870	884	
Avg. Per Play	5.6	4.8	
NET YARDS RUSHING	2131	1530	
Avg. Per Game	152	109	
Total Rushes	479	400	
NET YARDS PASSING	2766	2738	
Avg. Per Game	198	196	
Sacked/Yards Lost	30/254	40/348	
Gross Yards	3020	3086	
Att./Completions	361/201	444/217	
Completion Pct.	55.7	48.9	
Had Intercepted	12	20	
PUNTS AVERAGE	58/42.7	65/42.3	
NET PUNTING AVG	NA	NA	
PENALTIES/YARDS	96/826	68/611	
FUMBLES	33	33	
TOUCHDOWNS	54	33	
Rushing	32	15	
Passing	22	18	
Returns	2	0	

Score by Period	1	2	3	4	OT	Tot
BEARS	64	99	93	153	0	409
OPPONENTS	35	90	64	86	0	275

SCORING	TDs	Ru	Pa	RK	PAT	FG	S	Pts
Sayers	22	14	6	2				0 132
Leclerc	0	0	0	0	52/52	11/26	0	85
Arnett	5	5	0	0				0 30
Bull	4	3	1	0				0 24
J. Jones	4	0	4	0				0 24
J. Morris	4	0	4	0				0 24
Bukich	3	3	0	0				0 18
Gordon	3	0	3	0				0 18
Bivins	2	0	2	0				0 12
Ditka	2	0	2	0				0 12
Livingston	2	2	0	0				0 12
Taylor	1	0	1	0				0 6
McRae	1	0	0	1				0 6
Whitsell	1	0	0	1				0 6
BEARS	54	27	22	5	52/52	11/26	0	409
OPPONENTS	33	15	18	0	30/33	15/24	1	275

RUSHING	No	Yds	Avg	Lg	TD
Sayers	166	867	5.2	61	14
Bull	91	417	4.6	33	3
Arnett	102	363	3.6	24	5
Livingston	63	363	5.8	30	2
Marconi	19	47	2.5	10	0
Bukich	28	33	1.2	24	3
Wade	5	18	3.6	16	0
J. Jones	2	13	6.5	7	0
Gordon	2	10	5.0	6	0
Kurek	1	0	0.0	0	0
BEARS	479	2131	4.4	61	27
OPPONENTS	400	1530	3.8	xx	15

RECEIVING	No	Yds	Avg	Lg	TD
J. Morris	53	846	15.9	80	4
Ditka	36	454	12.6	44	2
Sayers	29	507	17.5	80	6
J. Jones	21	350	16.7	54	4
Bull	16	186	11.6	41	1
Gordon	13	279	21.5	51	3
Livingston	12	134	11.2	30	0
Arnett	12	114	9.5	30	0
Bivins	4	108	27.0	52	2
Marconi	4	43	10.8	29	0
Martin	1	-1	-1.0	-1	0
BEARS	201	3020	10.0	80	22
OPPONENTS	150	3086	14.9	77	23

PUNTING	No	Yds	Avg	Net	TB	In	Lg	B
Green	58	2479	42.7					66
BEARS	58	2479	42.7					66
OPPONENTS	65	2750	42.3					

INTS	No	Yds	Avg	Lg	TD
Bukich	5	84	16.8	38	0
McRae	4	116	29.0	89	1
Whitsell	4	67	16.8	32	1
Pettibon	2	22	11.0	18	0
Fortunato	2	0	0.0	0	0
Evey	1	15	15.0	15	0
Taylor	1	3	3.0	3	0
Atkins	1	0	0.0	0	0
BEARS	20	307	15.4	89	2
OPPONENTS	12	219	18.3	x	x

KO RETURNS	No	Yds	Avg	Lg	TD
Livingston	2	66	33.0	66	0
Sayers	21	660	31.4	96	1
Arnett	5	150	30.0	77	0
Gordon	14	242	17.3	41	0
Smith	1	17	17.0	17	0
Kurek	1	11	11.0	11	0
Leclerc	1	0	0.0	0	0
BEARS	52	1132	21.8	74	0
OPPONENTS	38	921	24.3	86	1

PUNT RET.	Ret	FC	Yds	Avg	Lg	TD
Sayers	16	9	238	14.9	85	1
Arnett	11	4	52	4.7	22	0
Smith	1	0	2	2.0	2	0
Gordon	1	0	-3	-3.0	-3	0
BEARS	29	13	289	9.96	85	1
OPPONENTS	22	14	123	5.59	NA	NA

PASSING	Att	Cmp	Yds	Cmp%	Yd/Att	TD	TD%	Int	Int%	Lg	Sack/Lost	Rating
Bukich	312	176	2641	56.4	8.46	20	6.4	9	2.9	80	25/214	93.7
Wade	41	20	204	48.8	4.98	0	0.0	2	4.9	29	5/40	43.1
Bull	3	2	63	66.7	21.00	0	0.0	0	0.0	54	0/0	109.7
Sayers	3	2	53	66.7	17.67	1	33.3	1	33.3	27	0/0	109.7
Arnett	2	1	59	50.0	29.50	1	50.0	0	0.0	59	0/0	135.4
BEARS	361	201	3020	55.7	8.37	22	6.1	12	3.3	80	30/254	89.8
OPPONENTS	444	217	2738	48.9	6.17	18	4.1	20	4.5	NA	40/348	63.3

INTERNET ACCESS

The Bears internet address is:

www.chicagobears.com

The NFL internet address is:

www.nfl.com

You can e-mail the Chicago Bears Public Relations Department at the following addresses:

ScottH@Bears.nfl.comJimC@Bears.nfl.comRogerH@Bears.nfl.comSharonL@Bears.nfl.com

History

Bears All-Time Results



1966 CHICAGO BEARS STATISTICS

Record: 5-7-2, .429

Fifth Place, Western Conference

Head Coach: George S. Halas

09/11	L	3-14	at Detroit
09/16	L	17-31	at L.A. Rams
10/02	W	13-10	at Minnesota
10/09	W	27-17	BALTIMORE
10/16	L	0-17	GREEN BAY
10/23	W	17-10	L.A. RAMS
10/31	L	17-24	at St. Louis
11/06	T	10-10	DETROIT
11/13	T	30-30	SAN FRANCISCO
11/20	L	6-13	at Green Bay
11/27	W	23-6	ATLANTA
12/04	L	16-21	at Baltimore
12/11	L	14-41	at San Francisco
12/18	W	41-28	MINNESOTA

Bears Opp

TOTAL FIRST DOWNS	196	239
Rushing	96	102
Passing	85	116
Penalty	15	21
3rd Down Made/Att	NA	NA
3rd Down Pct	NA	NA
4th Down Made/Att	NA	NA
4th Down Pct	NA	NA
POSSESSION AVG	NA	NA
TOTAL NET YARDS	3699	3971
Avg. Per Game	264.2	283.6
Total Plays	801	872
Avg. Per Play	4.6	4.6
NET YARDS RUSHING	1927	1604
Avg. Per Game	137.6	114.6
Total Rushes	463	466
NET YARDS PASSING	1966	2600
Avg. Per Game	140.4	185.7
Sacked/Yards Lost	29/244	29/233
Gross Yards	NA	NA
Att./Completions	338/159	406/202
Completion Pct.	47.0	49.8
Had Intercepted	15	23
PUNTS/AVERAGE	80/40.7	71/42.4
NET PUNTING AVG	NA	NA
PENALTIES/YARDS	80/714	71/686
FUMBLES/BALL LOST	26/12	35/23
TOUCHDOWNS	26	34
Running	16	21
Passing	10	13

Score by Period	1	2	3	4	OT	Tot
BEARS	NA	NA	NA	NA	NA	234
OPPONENTS	NA	NA	NA	NA	NA	272

RUSHING	No	Yds	Avg	Lg	TD
Sayers	229	1231	5.4	58	8
Bull	100	318	3.2	13	0
Kurek	52	179	3.4	12	1
Arnett	5	178	3.2	21	1
Piccolo	3	12	4.0	5	0
Bukich	18	14	0.8	12	2
Marconi	3	5	1.6	3	0
Gordon	1	2	2.0	2	0
Jones	1	-7	-7.0	-7	0
Rakestraw	1	-5	-5.0	-5	0
BEARS	463	1927	4.2	58	12
OPPONENTS	466	1604	3.4	NA	21

RECEIVING	No	Yds	Avg	Lg	TD
Sayers	34	447	13.1	80	2
Ditka	32	378	11.8	30	2
Jones	28	504	18.0	80	5
Bull	20	174	8.7	28	0
Gordon	15	210	14.0	40	1
Kurek	10	178	17.8	49	0
Arnett	10	42	4.2	11	0
Morris	5	49	9.9	15	0
Allen	3	28	9.3	14	0
Brivins	2	6	3.0	4	0
BEARS	159	1966	12.4	80	10
OPPONENTS	202	2600	12.9	NA	13

PASSING	Att	Cmp	Yds	Cmp%	Yd/Att	TD	TD%	Int	Int%	Lg	Sack/Lost	Rating
Bukich	309	147	1858	47.6	6.01	10	3.2	21	6.8	80	26/211	49.3
Wade	21	9	79	42.9	3.76	0	0.0	1	4.8	14	0/0	33.6
Sayers	6	2	58	33.3	9.67	0	0.0	1	16.7	39	0/0	30.6
Bull	1	1	21	100.0	21.0	0	0.0	0	0.0	21	0/0	118.8
Arnett	1	0	0	0.0	0.0	0	0.0	0	0.0	0	0/0	00.0
Rakestraw	0	0	0	0.0	0.0	0	0.0	0	0.0	0	3/33	00.0
BEARS	338	159	1966	47.0	5.82	10	3.0	23	6.8	80	24/187	47.0
OPPONENTS	406	202	2600	49.8	6.40	13	3.2	15	3.7	-	-	65.5

PUNTING	No	Yds	Avg	Net	TB	In	Lg	B
Green	80	3358	41.9	-	-	-	-	69
BEARS	80	3358	41.9	-	-	-	-	69
OPPONENTS	71	3010	42.4	-	-	-	-	69

INTS	No	Yds	Avg	Lg	TD
Petibon	4	34	8.5	20	0
Whitsett	3	44	14.7	21	0
McRae	3	53	17.7	53	0
Taylor	1	15	15.0	15	0
Butkus	1	3	3.0	3	0
Atkins	1	3	3.0	3	0
Fortunato	1	3	3.0	3	0
Gentry	1	0	0.0	0	0
BEARS	15	155	10.3	53	0
OPPONENTS	23	426	18.5	-	0

KO RETURNS	No	Yds	Avg	Lg	TD
Sayers	23	718	31.2	93	2
Gordon	19	521	27.4	94	0
Arnett	2	39	19.5	25	0
Butkus	3	32	10.7	18	0
Taylor	1	3	3.0	3	0
Brown	0	28	28.0	28	0
BEARS	48	1341	27.9	94	2
OPPONENTS	49	1055	21.5	-	0

PUNT RET.	Ret	FC	Yds	Avg	Lg	TD
Arnett	15	10	58	3.9	13	0
Sayers	6	11	44	7.3	27	0
Gordon	4	2	-5	-1.3	0	0
BEARS	25	23	97	3.9	27	0
OPPONENTS	46	16	250	5.4	-	0

WRIGLEY RECORD

The Bears' all-time record at **Wrigley Field** stands at 221-89-22, a total of 332 games, **330** as the **home team**. (Two of those victories came with the Bears as the "road" team: twice in 1920 against the Chicago Tigers). The 330 Bears' home games at Wrigley Field appears to be a National Football League record, though unofficial. The Bears-Wrigley connection edges out Cleveland's Municipal Stadium as host for 324 home games of the Cleveland Browns, from 1950 through 1995. As the reincarnation of the Cleveland Browns play in a new stadium since their return in 1999, the Bears-Wrigley "record" appears safe.

In fact, Wrigley Field has hosted a total of **342 NFL games**: 330 Bears home games, five home games of the Chicago Tigers in 1920, and seven home games of the Chicago Cardinals in 1931 and 1932. Besides the Browns' 324 home games at Cleveland's Municipal Stadium, the Cleveland Indians played two home games there in 1931, and the Cleveland Rams played sixteen home contests in 1937 and 1939-1941. Municipal Stadium appears to have hosted a total of 342 total NFL games—same as Wrigley Field.

1967 CHICAGO BEARS STATISTICS

Record: 7-6-1, .538

Second Place, Central Division

Head Coach: George S. Halas

09/17	L	13-41	at Pittsburgh
09/24	L	10-13	at Green Bay
10/01	W	17-7	at Minnesota
10/08	L	3-24	BALTIMORE
10/15	W	14-13	DETROIT
10/22	L	0-24	at Cleveland
10/29	L	17-28	L.A. RAMS
11/05	W	27-13	at Detroit
11/12	W	34-7	N.Y. GIANTS
11/19	W	30-3	ST. LOUIS
11/26	L	13-17	GREEN BAY
12/03	W	28-14	at San Francisco
12/10	T	10-10	MINNESOTA
12/17	W	23-14	at Atlanta

	Bears	Opp
TOTAL FIRST DOWNS	175	215
Rushing	98	91
Passing	62	98
Penalty	15	26
3rd Down Made/Att	NA	NA
3rd Down Pct	NA	NA
4th Down Made/Att	NA	NA
4th Down Pct	NA	NA
POSSESSION AVG	NA	NA
TOTAL NET YARDS	3293	3406
Avg. Per Game	235.2	243.3
Total Plays	757	789
Avg. Per Play	4.4	4.3
NET YARDS RUSHING	1852	1534
Avg. Per Game	132	110
Total Rushes	489	419
NET YARDS PASSING	1441	1875
Avg. Per Game	102.9	133.9
Sacked/Yards Lost	27/232	30/271
Gross Yards	1673	2146
Att./Completions	268/131	370/168
Completion Pct.	48.9	42.6
Had Intercepted	18	28
PUNTS/AVERAGE	79/42.9	77/41.3
NET PUNTING AVG	NA	NA
PENALTIES YARDS	98/953	82/782
FUMBLES/BALL LOST	25/14	23/16
TOUCHDOWNS	29	27
Running	12	12
Passing	9	14
Returns	8	1

Score by Period	1	2	3	4	OT	Tot
BEARS	-	-	-	-	-	239
OPPONENTS	-	-	-	-	-	218

RUSHING	No	Yds	Avg	Lg	TD
Sayers	186	880	4.5	70	7
Piccolo	86	317	3.7	31	0
Concannon	67	279	4.2	31	3
Bull	61	176	2.9	11	0
Kurek	37	112	3.0	13	0
Rakestraw	11	42	3.8	20	2
Livingston	30	41	1.4	6	0
J. Jones	4	19	4.8	24	0
Morris	1	6	6.0	6	0
Gordon	3	-7	-2.3	9	0
Bukich	4	-13	-3.3	2	0
BEARS	489	1852	3.8	70	12
OPPONENTS	419	1534	3.7	-	12

RECEIVING	No	Yds	Avg	Lg	TD
Gordon	31	524	16.8	93	5
Morris	20	231	11.6	31	1
Bull	18	250	13.9	63	1
Sayers	16	126	7.9	32	1
Piccolo	13	103	7.9	25	0
Denney	12	113	9.4	19	0
J. Jones	7	138	19.7	34	0
Livingston	5	62	12.4	38	0
Kurek	5	30	6.0	8	0
R. Jones	3	80	26.6	41	1
Stoepel	1	6	6.0	6	0
BEARS	131	1663	12.7	93	9
OPPONENTS	168	2146	12.8	-	14

PUNTING	No	Yds	Avg	Net	TB	In	Lg	B
Green	79	3392	42.9	-	-	-	68	-
BEARS	79	3392	42.9	-	-	-	68	-
OPPONENTS	77	3180	41.3	-	-	-	-	-

PASSING	Att	Cmp	Yds	Cmp%	Yd/Att	TD	TD%	Int	Int%	Lg	Sack/Lost	Rating
Concannon	186	92	1260	49.5	6.77	6	3.2	14	7.5	93	19/168	50.9
Bukich	33	18	185	54.5	5.61	0	0.0	2	6.1	30	5/42	45.6
Rakestraw	44	21	228	47.7	5.18	3	6.8	2	4.5	34	2/15	67.2
Sayers	5	0	0	0.0	0.0	0	0.0	0	0.0	0	0	39.6
Petitbon	0	0	0	0.0	0.0	0	0.0	0	0.0	0	1/7	0.0
BEARS	268	131	1673	48.9	6.24	9	3.4	18	6.7	93	27/232	52.0
OPPONENTS	370	168	2146	45.4	5.80	14	3.8	28	7.6	-	30/271	45.2

INTS	No	Yds	Avg	Lg	TD
B. McCrae	5	94	18.8	34	2
Petitbon	5	73	14.6	35	0
R. Taylor	5	19	3.8	10	0
Gentry	4	25	6.3	17	0
Buffone	3	39	13.0	22	0
Cornish	2	10	5.0	6	0
J. Taylor	1	27	27.0	27	0
Butkus	1	24	24.0	24	0
Brown	1	23	23.0	23	0
Amsler	1	0	0.0	0	0
BEARS	28	332	11.9	35	2
OPPONENTS	18	246	13.7	-	1

KO RETURNS	No	Yds	Avg	Lg	TD
Sayers	16	603	37.7	103	3
Gordon	16	397	24.8	32	0
Kurek	5	81	16.2	25	0
Dodd	3	34	11.3	24	0
Brown	2	34	17.0	17	0
J. Taylor	1	8	8.0	8	0
Kriewald	1	0	0.0	0	0
Kuechenberg	1	0	0.0	0	0
Jackson	1	0	0.0	0	0
Stoepel	1	0	0.0	0	0
BEARS	47	1157	24.6	103	3
OPPONENTS	52	1064	20.5	-	0

PUNT RET.	Ret	FC	Yds	Avg	Lg	TD
Gordon	12	12	82	6.8	43	0
Morris	4	4	24	6.0	15	0
Sayers	3	8	80	26.7	58	1
Dodd	3	4	8	2.7	6	0
BEARS	22	28	194	8.8	43	1
OPPONENTS	41	19	168	4.1	-	0

WRIGLEY RECORD
(continued)

The Bears' record at **Soldier Field** stands at 147-100-1. The Bears have also played home games at **Decatur** (1921, victory over Rock Island); **DePaul** (1925, victory over Hammond); **Mills** (1930, tie versus Brooklyn); **Loyola** (1931, victory over Cleveland); **Chicago Stadium** (1932, victory over Portsmouth); **Dyche Stadium** (1970, victory over Philadelphia); and **Memorial Stadium** in Champaign (2002).

- Bears' record at Wrigley Field: 221-89-22 (.713)
- Bears' home record at Wrigley Field: 219-89-22 (.711)
- Bears' record at Soldier Field: 147-100-1 (.595)
- Bears' record at Memorial Stadium: 3-5 (.375)
- Bears' combined home record: 375-192-24 (.655)

History

Bears All-Time Results



1968 CHICAGO BEARS STATISTICS

Record: 7-7, .500
Second Place, NFC Central
Head Coach: Jim Dooley

Date	Result	Opponent	Score
09/15	L	WASHINGTON	41,321
09/22	L	at Detroit	50,688
09/29	W	at Minnesota	47,644
10/6	L	at Baltimore	60,238
10/13	L	DETROIT	46,996
10/20	W	at Philadelphia	60,858
10/27	W	MINNESOTA	46,562
11/03	W	at Green Bay	50,861
11/10	W	SAN FRANCISCO	46,978
11/17	L	ATLANTA	44,214
11/24	L	DALLAS	46,667
12/01	L	at New Orleans	78,285
12/08	W	at L.A. Rams	66,368
12/15	L	GREEN BAY	46,435

	Bears	Opp
TOTAL FIRST DOWNS	219	240
Rushing	121	102
Passing	78	102
Penalty	20	36
3rd Down: Made/Att	NA	NA
3rd Down Pct.	NA	NA
4th Down: Made/Att	NA	NA
4th Down Pct.	NA	NA
POSSIBLE AVG	NA	NA
TOTAL NET YARDS	34058	4371
Avg. Per Game	289.9	312.2
Total Plays	857	899
Avg. Per Play	4.7	4.9
NET YARDS RUSHING	2377	1704
Avg. Per Game	169.8	121.7
Total Rushes	500	427
NET YARDS PASSING	1681	2667
Avg. Per Game	135.9	171.7
Sacked/Yards Lost	24/187	30/226
Gross Yards	NA	NA
Att./Completions	343/158	333/172
Completion Pct.	46.1	51.7
Had Intercepted	18	21
PUNTS/AVERAGE	66/38.0	66/40.1
NET PUNTING AVG	NA	NA
PENALTIES/YARDS	113/1194	91/896
FUMBLES BALL LOST	28/12	20/16
TOUCHDOWNS	35	43
Rushing	14	17
Passing	10	25
Returns	1	1

PASSING	Att	Cmp	Yds	Cmp%	Yd/Att	TD	TD%	Int	Int%	Lg	Sack/Lost	Rating
Concannon	143	71	715	49.7	5.00	5	3.5	9	6.3	51	9/72	NA
Carter	122	55	769	45.1	6.30	4	3.3	5	4.1	50	6/45	NA
Rakestraw	67	30	361	44.7	5.39	1	1.5	7	10.4	80	6/49	NA
Bukich	7	2	23	28.6	3.29	0	0.0	0	0.0	13	3/21	NA
Sayers	2	0	0	0.0	0.00	0	0.0	0	0.0	0	0/0	NA
Kilgore	1	0	0	0.0	0.00	0	0.0	0	0.0	0	0/0	NA
Bull	1	0	0	0.0	0.00	0	0.0	0	0.0	0	0/0	NA
BEARS	343	158	1681	46.1	4.90	10	2.9	21	6.1	80	24/187	NA
OPPONENTS	333	172	2667	51.7	8.01	25	7.5	18	5.4	99	30/226	NA

Score by Period	1	2	3	4	OT	Tot
BEARS	68	95	27	60	0	250
OPPONENTS	68	137	60	68	0	333

SCORING	TDs:Ru-Pa-RK-PAT	FG	S	Pts				
Percival	0	0	0	25/25	25/36	100		
Carter	4	4	0	0	0	24		
Gordon	4	0	0	0	0	24		
Bull	3	3	0	0	0	18		
Concannon	2	2	0	0	0	12		
Sayers	2	2	0	0	0	12		
Piccolo	2	2	0	0	0	12		
Denney	2	0	2	0	0	12		
Wallace	2	0	2	0	0	12		
Turner	2	0	2	0	0	12		
Kurek	1	1	0	0	0	6		
R. Taylor	1	0	0	1	0	6		
BEARS	35	14	10	1	25/25	25/36	0	250
OPPONENTS	43	17	25	1	38/40	11/31	0	333

RUSHING	No	Yds	Avg	Lg	TD
Sayers	138	856	6.2	63	2
Bull	107	472	4.4	24	3
Piccolo	123	450	3.7	19	2
Carter	48	265	5.5	31	4
Concannon	28	104	3.7	16	2
Kurek	17	95	5.6	23	1
Wallace	3	29	9.7	18	0
Lyle	4	28	7.0	26	0
Livingston	7	25	3.6	8	0
Hull	12	22	1.8	12	0
Turner	2	16	8.0	14	0
Rakestraw	9	12	1.3	7	0
Green	1	4	4.0	4	0
Denney	1	-1	-1.0	-1	0
BEARS	500	2377	4.8	63	14
OPPONENTS	427	1704	4.0	46	17

RECEIVING	No	Yds	Avg	Lg	TD
Gordon	29	477	16.5	51	4
Piccolo	28	291	10.4	44	0
Denney	23	247	10.7	46	2
Wallace	19	281	14.8	27	2
Bull	17	145	8.5	24	0
Sayers	15	117	7.8	21	0
Turner	14	208	14.9	80	2
Lyle	5	32	6.4	13	0
Kurek	4	50	12.5	23	0
Hull	4	20	5.0	9	0
BEARS	158	1681	10.6	80	10
OPPONENTS	172	2667	15.5	99	25

PUNTING	No	Yds	Avg	Lg	TD
Green	27	1142	42.3		58
Kilgore	35	1231	35.2		50
Lyle	4	144	33.5		39
BEARS	66	2508	38.0		58
OPPONENTS	66	2640	40.1		63

INTS	No	Yds	Avg	Lg	TD
McRae	4	41	10.3	22	0
R. Taylor	3	96	32.0	96	1
Butkus	3	14	4.7	14	0
Phillips	2	23	11.5	17	0
Petitbon	2	18	9.0	18	0
Buffone	1	21	21.0	21	0
Gentry	1	7	7.0	7	0
Evey	1	6	6.0	6	0
J. Taylor	1	0	0.0	0	0
BEARS	18	226	12.6	96	1
OPPONENTS	21	260	12.4	50	1

KO RETURNS	No	Yds	Avg	Lg	TD
Turner	20	363	18.2	33	0
Sayers	17	461	27.1	46	0
Childs	8	291	36.4	88	0
Kurek	4	48	12.0	20	0
Gordon	3	97	32.3	37	0
Wallace	3	80	26.7	42	0
Kuechenberg	2	30	15.0	28	0
Butkus	1	0	0.0	0	0
BEARS	58	1370	23.6	88	0
OPPONENTS	54	968	17.9	41	0

PUNT RET.	Ret	FC	Yds	Avg	Lg	TD
Turner	9	17	19	2.1	12	0
Wallace	6	3	27	4.5	9	0
Sayers	2	3	29	14.5	18	0
Gordon	1	1	5	5.0	5	0
Hazelton	1	0	1	1.0	1	0
BEARS	19	24	81	4.3	18	0
OPPONENTS	28	19	120	4.3	40	0

FGs	1-19	20-29	30-39	40-49	50+
Percival	7/7	6/6	5/5	6/6	1/1
BEARS	7/7	6/6	5/5	6/6	1/1
OPPONENTS	2/2	2/2	4/4	3/3	0/0

Percentage: 43, 31, 33, 39, 31, 28, 15, 14, 12, 42, 21, 47, 10, 43, 42, 15, 34, 14, 20, 50, 46, 20, 20, 14, 26

OPPONENTS: 37, 43, 30, 37, 44, 38, 19, 20, 21, 49, 19

DEFENSE	T	S	A	FF	FR	Sa	Int
Butkus	127	55	NA	1	NA	NA	3
Buffone	92	34	NA	1	NA	9.0	1
Evey	52	36	NA	0	NA	8.0	1
R. Taylor	47	11	NA	0	NA	NA	3
Phillips	35	20	NA	0	NA	9.0	2
J. Taylor	35	9	NA	1	NA	NA	1
McRae	32	9	NA	0	NA	7.0	4
Johnson	26	19	NA	0	NA	5.0	0
Cormish	23	11	NA	0	NA	NA	0

Sacks: Buffone 9.0, Phillips 9.0, Evey 8.0, McRae 7.0, Johnson 5.0

TEAM: 30.0; OPPONENTS: 24.0

USUAL STARTERS

Offense	Defense
WR ... Dick Gordon	RE ... Loyd Phillips
LT ... Randy Jackson	RT ... Dick Evey
LG ... George Seals	LT ... John Johnson
C ... Mike Pyle	LE ... Ed O'Bradovich
RG ... James Cadle	WLB ... James Purnell
RT ... Mike Pyle	MLB ... Dick Butkus
TE ... Austin Denney	SLB ... Doug Buffone
WR ... Cecil Turner	RCB ... Joe Taylor
QB ... Jack Concannon	LCB ... Bennie McRae
RB ... Gale Sayers	SS ... Richie Petitbon
FB ... Ronnie Bull	FS ... Roosevelt Taylor

RANKINGS

Team Stats	Bears	avg	rank
Total Yards	4058	289.9	
Rushing Yards	2377	169.8	
Passing Yards	1681	120.1	
Points Scored	250	17.9	

Opp	avg	rank
Total Yards	4371	312.2
Rushing Yards	1704	121.7
Passing Yards	2667	190.5
Points Scored	333	23.8

1969 CHICAGO BEARS STATISTICS

Record: 1-13, .071
Fourth Place, NFC Central
Head Coach: Jim Dooley

09/21	L	0-17	at Green Bay	50,861
09/28	L	17-20	at St. Louis	50,039
10/05	L	24-28	at N. Y. Giants	62,583
10/12	L	0-31	MINNESOTA	45,757
10/19	L	7-13	at Detroit	54,732
10/26	L	7-9	L.A. RAMS	45,985
11/02	L	14-31	at Minnesota	47,900
11/09	W	38-7	PITTSBURGH	45,851
11/16	L	31-48	at Atlanta	53,722
11/23	L	21-24	BALTIMORE	NA
11/30	L	24-28	CLEVELAND	45,050
12/06	L	21-42	at San Francisco	32,826
12/14	L	3-21	GREEN BAY	45,216
12/21	L	3-20	DRETROI	41,879

Bears		Opp
TOTAL FIRST DOWNS	237	208
Rushing	120	89
Passing	97	98
Penalty	20	21
3rd Down: Made/Att	NA	NA
3rd Down Pct.	NA	NA
4th Down: Made/Att	NA	NA
4th Down Pct.	NA	NA
POSITION AVG	NA	NA
TOTAL NET YARDS	3568	3881
Avg. Per Game	255	278
Total Plays	901	769
Avg. Per Play	3.9	5.1
NET YARDS RUSHING	2078	1900
Avg. Per Game	148	136
Total Rushes	462	440
NET YARDS PASSING	1490	1981
Avg. Per Game	106	142
Sacked/Yards Lost	55/439	33/258
Gross Yards	1929	2239
Att./Completions	384/193	296/150
Completion Pct.	50.1	50.7
Had Intercepted	21	16
PUNTS/AVERAGE	76/39.0	63/41.4
NET PUNTING AVG	NA	NA
PENALTIES/YARDS	89/940	66/612
FUMBLES/BALL LOST	27/17	21/11
TOUCHDOWNS	26	43
Rushing	14	17
Passing	11	23
Returns	1	3

PASSING	Att	Cmp	Yds	Cmp%	Yd/Att	TD	TD%	Int	Int%	Lg	Sack/Lost	Rating
Concannon	160	87	783	54.4	4.89	4	2.5	8	5.0	38	14/104	NA
Douglass	148	68	773	45.9	5.22	5	3.4	8	5.4	48	37/312	NA
Carter	71	36	343	50.7	4.83	2	2.8	5	7.0	41	3/20	NA
Green	2	2	30	100.0	15.00	0	0.0	0	0.0	19	0/0	NA
Hull	1	0	0	0.0	0.00	0	0.0	0	0.0	-	0/0	NA
Sayers	2	0	0	0.0	0.00	0	0.0	0	0.0	-	1/3	NA
BEARS	384	193	1929	50.1	5.02	11	2.9	21	5.5	48	55/439	NA
OPPONENTS	296	150	2239	50.7	7.56	23	7.8	16	5.4	77	33/258	NA

Score by Period	1	2	3	4	OT	Tot
BEARS	30	86	57	37	0	210
OPPONENTS	79	88	76	96	0	339

SCORING	TDs:Ru-Pa-RK-PAT	FG	S	Pts
Perovich	0 0 0 0	26/26	8/21	0 50
Sayers	8 8 0 0	0	0	48
Wallace	5 0 5 0	0	0	30
Gordon	4 0 4 0	0	0	24
Piccolo	3 2 1 0	0	0	18
Douglass	2 2 0 0	0	0	12
Concannon	1 1 0 0	0	0	6
Denney	1 0 1 0	0	0	6
Hull	1 1 0 0	0	0	6
Youngblood	1 0 0 1	0	0	6
BEARS	26	26/26	8/21	0 210
OPPONENTS	43	42/42	13/27	0 339

RUSHING	No	Yds	Avg	Lg	TD
Sayers	236	1032	4.4	28	8
Douglass	51	408	8.0	39	2
Bull	44	187	4.3	16	0
Piccolo	45	148	3.3	15	2
Hull	29	81	2.8	14	1
Concannon	22	62	2.8	30	1
Montgomery	15	52	3.5	6	0
Gordon	2	28	14.0	22	0
Kurek	8	24	3.0	6	0
Carter	4	19	4.8	11	0
Green	1	17	17.0	17	0
Wallace	4	16	4.0	15	0
Denney	1	4	4.0	4	0
BEARS	462	2078	4.5	39	14
OPPONENTS	440	1900	4.3	80	17

RECEIVING	No	Yds	Avg	Lg	TD
Wallace	47	553	11.8	45	5
Gordon	36	414	11.5	41	4
Denney	22	203	9.2	29	1
Piccolo	17	143	8.4	25	1
Sayers	17	116	6.8	25	0
Hull	14	91	6.5	17	0
Simmons	13	178	13.0	48	0
Hull	12	63	5.3	29	0
Ogden	7	100	14.3	21	0
Kurek	4	30	7.5	13	0
Montgomery	2	8	4.0	6	0
Turner	1	19	19.0	19	0
Lyle	1	11	11.0	11	0
BEARS	193	1929	10.0	48	11
OPPONENTS	150	2239	14.9	77	23

PUNTING	No	Yds	Avg	Net	TB	In	Lg	B
Perovich	1	4	4	0	0	0	0	0
BEARS	1	4	4	0	0	0	0	0
OPPONENTS	3	4	3	0	0	0	0	0

Green	76	2964	39.0	59
BEARS	76	2964	39.0	59
OPPONENTS	59	2460	41.7	72

INTS	No	Yds	Avg	Lg	TD
J. Taylor	3	37	12.3	23	0
Daniels	3	37	12.3	32	0
Youngblood	3	22	7.3	22	1
Butkus	2	13	6.5	11	0
Buffone	2	12	6.0	12	0
Lyle	1	10	10.0	10	0
Pride	1	1	1.0	1	0
McRae	1	0	0.0	0	0
BEARS	16	132	8.3	32	1
OPPONENTS	21	NA	NA	44	0

KO RETURNS	No	Yds	Avg	Lg	TD
Sayers	14	339	24.2	52	0
Lyle	11	248	22.5	32	0
Turner	10	326	32.6	74	0
Gordon	6	105	17.5	27	0
Kurek	4	66	16.5	20	0
Butkus	3	28	9.3	28	0
Seals	2	20	10.0	20	0
Holman	1	0	0.0	0	0
Kuechenberg	1	0	0.0	0	0
BEARS	52	1132	21.8	74	0
OPPONENTS	38	921	24.3	86	1

PUNT RET.	Ret	FC	Yds	Avg	Lg	TD
Lyle	12	1	78	6.5	27	0
Piccolo	9	5	43	4.8	15	0
Turner	8	2	32	4.0	12	0
Gordon	1	0	11	11.0	11	0
Sayers	0	1	0	0.0	0	0
BEARS	30	9	164	5.47	27	0
OPPONENTS	28	NA	106	3.75	24	0

FGs	1-19	20-29	30-39	40-49	50+
Perovich	1	4	4	0	0
BEARS	1	4	4	0	0
OPPONENTS	3	4	3	3	0

Perovich: 34.10,37.27,35.21,25.38

OPPONENTS:

32.24,20.46,28.23,11.48,30.17,17.43,31

DEFENSE

	T	S	A	FF	FR	PD	Sa	Int
Buffone	68	NA	NA	NA	NA	3.0	2	
Taylor	41	30	11	NA	NA	NA	3	
Holman	40	14	26	NA	NA	NA	0	
Evey	39	3	36	NA	NA	NA	6.0	0
O'Bradovich	35	14	21	NA	NA	NA	0	0
McRae	25	20	5	NA	NA	NA	1	
SACKS: Evey 6.0, Buffone, 3.0								
TEAM 33.0, OPONENTS 55.0								

USUAL STARTERS

Offense	Defense
WR ... Bob Wallace	RE ... Ed O'Bradovich
LT ... Randy Jackson	RT ... Willie Holman
LG ... George Seals	LT ... Frank Cornish
C ... Mike Pyle	LE ... Dick Evey
RG ... James Cadle	VLB ... Rudy Kuechenberg
RT ... Rufus Mayes	MLB ... Dick Butkus
TE ... Austin Denney	SLB ... Doug Buffone
WR ... Dick Gordon	RCB ... Joe Taylor
QB ... Bobby Douglass	LCB ... Bennie McRae
RB ... Gale Sayers	SS ... George Youngblood
FB ... Ronnie Bull	FS ... Dick Daniels

RANKINGS

Team Stats	Bears	avg	rank
Total Yards	3568	254.9	
Rushing Yards	2078	148.4	
Passing Yards	1490	106.4	
Points Scored	210	15.0	
Total Yards	3881	277.2	
Rushing Yards	1900	135.7	
Passing Yards	1981	141.5	
Points Scored	339	19.7	

History

Bears All-Time Results

1970 CHICAGO BEARS STATISTICS

Record: 6-8, .429

Third Place, NFC Central

Head Coach: Jim Dooley

09/19	W	24-16	at N.Y. Giants	62,936
09/27	W	20-16	PHILADELPHIA	53,643
10/05	L	14-28	at Detroit	58,210
10/11	L	0-24	MINNESOTA	45,405
10/18	L	7-20	SAN DIEGO	45,278
10/25	L	10-16	DETROIT	45,632
11/01	W	23-14	at Atlanta	58,850
11/08	L	16-37	SAN FRANCISCO	45,607
11/15	L	19-20	at Green Bay	56,263
11/22	W	31-13	BUFFALO	41,015
11/29	L	20-21	at Baltimore	60,240
12/05	L	13-16	at Minnesota	47,900
12/13	W	35-17	GREEN BAY	44,957
12/20	W	24-3	at New Orleans	63,518

Bears		Opp	
TOTAL FIRST DOWNS	179	234	
Rushing	83	83	
Passing	76	133	
Penalty	20	18	
3rd Down Made/Att	NA	NA	
3rd Down Pct	NA	NA	
4th Down Made/Att	NA	NA	
4th Down Pct	NA	NA	
POSSESSION AVG	NA	NA	
TOTAL NET YARDS	2431	2925	
Avg. Per Game	173.6	208.9	
Total Plays	808	895	
Avg. Per Play	4.0	4.5	
NET YARDS RUSHING	1092	1471	
Avg. Per Game	78.0	105.1	
Total Rushes	353	459	
NET YARDS PASSING	2173	2596	
Avg. Per Game	135.9	171.7	
Sacked/Yards Lost	33/258	42/329	
Gross Yards	2431	2925	
Att. Completions	422/210	394/233	
Completion Pct.	49.8	59.1	
Had Intercepted	22	17	
PUNTS-AVERAGE	84/40.8	87/37.6	
NET PUNTING AVG	NA	NA	
PENALTIES/YARDS	NA	NA	
FUMBLES/BALL LOST	29/14	27/13	
TOUCHDOWNS	28	31	
Rushing	3	11	
Passing	21	18	
Returns	4	2	

PASSING	Att	Cmp	Yds	Cmp%	Yd/Att	TD	TD%	Int	Int%	Lg	Sack/Lost	Rating
Concannon	385	194	2130	50.4	5.55	16	4.2	18	4.7	69	24/206	NA
Douglass	30	12	218	40.0	7.27	4	13.3	3	10.0	53	7/46	NA
Green	2	2	37	100.0	18.50	0	0.0	0	0.0	34	0/0	NA
Bull	4	2	46	50.0	11.50	1	25.0	1	25.0	34	0/0	NA
Nix	1	0	0	0.0	0.00	0	0.0	1	100.0	00	1/2	NA
Lyle	0	0	0	0.0	0.00	0	0.0	0	0.0	00	1/4	NA
BEARS	422	210	2431	49.8	5.76	21	5.0	23	5.5	69	33/258	NA
OPONENTS	394	233	2925	59.1	7.42	18	4.6	17	4.3	79	42/329	NA

Score by Period	1	2	3	4	OT	Tot
BEARS	82	57	37	75		256
OPONENTS	48	60	82	78		261

SCORING	TDs:Ru-Pa-RK-PAT	FG	S	Pts			
Percival	0	0	0	28/28	20/34	0	88
Gordon	13	0	13	0			78
Seymour	4	0	4	0			24
Turner	4	0	4	0			24
Concannon	2	2	0	0			12
Farmer	2	0	2	0			12
Coady	1	0	1	0			6
Ogden	1	0	1	0			6
Shy	1	1	0	0			6
BEARS	28				28/28	20/34	256
OPONENTS	31				27/27	16/29	261

RUSHING	No	Yds	Avg	Lg	TD
Montgomery	62	229	3.7	38	0
Shy	79	227	2.9	45	1
Bull	68	214	3.2	28	0
Concannon	42	136	3.2	16	2
Hull	32	99	3.1	13	0
Sayers	25	52	2.5	15	0
Baynham	26	68	2.6	9	0
Kurek	6	24	4.0	11	0
Douglass	7	22	3.1	7	0
Gordon	4	17	4.3	7	0
Green	1	7	7.0	7	0
Turner	3	-3	-1.0	0	0
BEARS	353	1092	3.1	45	3
OPONENTS	459	1471	3.2	23	11

RECEIVING	No	Yds	Avg	Lg	TD
Gordon	71	1026	14.5	69	13
Farmer	31	496	16.0	60	2
Wallace	15	160	10.7	33	0
Montgomery	14	75	5.4	17	0
Bull	13	60	4.6	17	0
Hull	13	44	3.4	17	0
Baynham	12	43	3.6	13	0
Shy	10	147	14.7	64	0
Hester	7	54	7.7	16	0
Seymour	6	145	24.2	53	4
Coady	6	44	7.3	14	1
Cole	3	47	15.7	34	0
Kurek	3	11	3.7	5	0
Turner	2	43	21.5	34	0
Ogden	1	6	6.0	6	1
Percival	1	19	19.0	19	0
Lyle	1	5	5.0	5	0
Sayers	1	-6	-6.0	-6	0
BEARS	210	2173	10.3	69	21
OPONENTS	233	2596	11.1	79	18

PUNTING	No	Yds	Avg	Net	TB	In	Lg	B
Green	83	3395	40.9					56
Lyle	1	29	29.0					29
BEARS	84	3424	40.8					56
OPONENTS	87	3271	37.6					62

INTS	No	Yds	Avg	Lg	TD
Buffone	4	33	8.3	16	0
Butkus	3	0	0.0	0	0
Taylor	2	18	9.0	18	0
Brubacher	2	17	8.5	7	0
Clark	1	32	32.0	32	0
Davis	1	0	0.0	0	0
McRae	1	0	0.0	0	0
Seals	1	0	0.0	0	0
BEARS	17	100	5.9	32	0
OPONENTS	22	NA	NA	43	1

KO RETURNS	No	Yds	Avg	Lg	TD
Turner	23	752	32.7	96	4
Smith	28	651	23.2	46	0
Montgomery	4	69	17.3	21	0
Butkus	1	0	0.0	0	0
BEARS	56	1472	26.3	96	4
OPONENTS	47	935	19.9	32	0

PUNT RET.	Ret	FC	Yds	Avg	Lg	TD
Cole	14	1	83	5.9	15	0
Lyle	9	3	37	4.1	10	0
Smith	33	1	128	3.9	15	0
Turner	1	0	0	0.0	0	0
BEARS	57	5	246	4.3	15	0
OPONENTS	40	NA	268	6.7	76	0

FGs	1-19	20-29	30-39	40-49	50+						
Percival	3	5	9	1	1						
BEARS	3	5	9	1	1						
OPONENTS	2	5	2	7	0						
Percival	28	17.36	11.30	47.31	36.37	19.23	38	13.31	37.28	27.33	24.50
OPONENTS	25	20.45	42.22	43.49	31.40	17.49	21.23	10.32	47		

DEFENSE	(Top 10)	T	S	A	FF	FR	PD	Sa	Int
Butkus	132	48	84	NA	2	NA	NA	3	
Buffone	90	40	50	NA	0	NA	NA	4	
Caffey	82	41	41	NA	0	NA	NA	0	
Holman	79	31	48	NA	0	NA	12.0	0	
Seals	54	22	32	NA	1	NA	5.0	1	
Clark	44	18	26	NA	0	NA	7.0	1	
Staley	42	6	36	NA	0	NA	NA	0	
McRae	37	10	27	NA	0	NA	NA	1	
Daniels	33	14	19	NA	0	NA	NA	0	
O'Bradovich	27	19	8	NA	0	NA	NA	0	
Sacks: Holman 12.0, O'Bradovich 8.0, Staley 7.0, Seals 5.0									
TEAM 42.0, OPONENTS 33.0									

USUAL STARTERS

Offense	Defense
WR ... Dick Gordon	RE ... Ed O'Bradovich
LT ... Randy Jackson	RT ... Bill Staley
LG ... Glen Holloway	LT ... George Seals
C ... Bob Hyland	LE ... Willie Holman
RG ... James Cadie	WB ... Lee Roy Caffey
TE ... Wayne Mass	MLB ... Dick Butkus
RB ... Rich Coady	SLB ... Doug Buffone
WR ... George Farmer	RCB ... Joe Taylor
QB ... Jack Concannon	LCB ... Bernie McRae
RB ... Ross Montgomery	SS ... Phil Clark
FB ... Ronnie Bull	FS ... Dick Daniels

RANKINGS

Team Stats	Bears	avg	rank	
Total Yards	2431	173.6		
Rushing Yards	1092	78.0		
Passing Yards	2173	155.2		
Points Scored	256	18.3		
		Opp	avg	rank
Total Yards	2925	208.9		
Rushing Yards	1471	105.1		
Passing Yards	2596	185.4		
Points Scored	261	18.6		

1971 CHICAGO BEARS STATISTICS

Record: 6-8, .429

Third Place, NFC Central
Head Coach: Jim Dooley

Date	Result	Opponent	Score
09/19	W	PITTSBURGH	55,049
09/26	W	at Minnesota	47,900
10/03	L	at L.A. Rams	66,957
10/10	W	NEW ORLEANS	55,049
10/17	L	at San Francisco	44,133
10/24	W	at Detroit	54,418
10/31	W	DALLAS	55,049
11/07	L	GREEN BAY	55,049
11/14	W	WASHINGTON	55,049
11/21	L	DETROIT	55,049
11/29	L	at Miami	75,312
12/05	L	at Denver	51,200
12/12	L	at Green Bay	56,263
12/19	L	MINNESOTA	55,049

Score by Period	1	2	3	4	OT	Tot
BEARS	34	57	25	69	0	185
OPPONENTS	63	96	60	57	0	276

SCORING	TDs:Ru-Pa-RK-PAT	FG	S	Pts			
Perceval	0	0	0	18/18	15/33	0	63
Farmer	5					0	30
Gordon	5					0	30
Douglass*	3			1/1		0	19
Shy	2					0	12
Wallace	2					0	12
Pinder	1					0	6
Brupbacher	1					0	6
Seals	1					0	6
Butkus**	0	0	0	1/1		0	1
BEARS	20	20/20	15/33	0	185		
OPPONENTS	29	28/29	24/39	1	276		

*Douglass conversion on a run

**Butkus conversion on pass from Douglass

RUSHING	No	Yds	Avg	Lg	TD
Shy	116	420	3.6	21	2
Pinder	63	311	4.9	40	1
Douglass	39	284	7.0	30	3
Grabowski	51	149	2.9	9	0
Jo. Moore	29	90	3.1	12	0
Tucker	32	82	2.6	21	0
Sayers	13	38	2.9	9	0
Buffone	1	19	19.0	19	0
Harrison	5	13	2.6	12	0
Nix	9	12	1.3	14	0
Farmer	1	11	11.0	11	0
Concannon	5	5	1.0	2	0
Wallace	1	0	0.0	0	0
BEARS	365	1434	3.9	40	6
OPPONENTS	509	2116	4.1	52	14

RECEIVING	No	Yds	Avg	Lg	TD
Farmer	46	737	16.0	64	5
Gordon	43	610	14.2	45	5
Wallace	27	400	14.8	58	2
Shy	19	163	8.6	25	0
Grabowski	17	100	5.9	25	0
Tucker	11	65	5.9	21	0
Pinder	10	51	5.1	14	0
Seymour	5	75	15.0	21	0
Thomas	3	40	13.3	28	0
Jo. Moore	2	22	11.0	18	0
Harrison	2	18	9.0	12	0
Turner	1	13	13.0	13	0
BEARS	186	2294	12.3	64	12
OPPONENTS	192	2607	13.6	77	12

PUNTING	No	Yds	Avg	Net	TB	In	Lg	B
Green	77	3088	40.1					60
BEARS	77	3088	40.1					60
OPPONENTS	66	2693	40.8					60

INTS	No	Yds	Avg	Lg	TD
Ford	5	46	9.2	24	0
Butkus	4	9	2.3	9	0
Taylor	3	69	23.0	39	0
Smith	3	48	16.0	27	0
Buffone	2	27	13.5	18	0
Brupbacher	2	34	17.0	34	0
Lyle	1	29	29.0	29	0
Gunn	1	5	5.0	5	0
Jeter	1	0	0.0	0	0
BEARS	22	267	12.1	39	0
OPPONENTS	28	465	16.6	89	1

KO RETURNS	No	Yds	Avg	Lg	TD
Smith	26	671	25.8	41	0
Turner	31	639	20.6	40	0
Butkus	2	15	7.5	12	0
BEARS	59	1325	22.5	41	0
OPPONENTS	32	818	25.6	102	1

PUNT RET.	Ret	FC	Yds	Avg	Lg	TD
Smith	26	4	194	7.5	43	0
Turner	9	5	63	7.0	21	0
Lyle	1	0	5	5.0	5	0
BEARS	36	9	262	7.4	43	0
OPPONENTS	31	22	172	5.5	38	0

FGs	1-19	20-29	30-39	40-49	50+
Perceval	4/	1/	5/	5/	0/
BEARS	4/	1/	6/	5/	0/
OPPONENTS	6/	9/	6/	3/	0/

Perceval: 33,45,45,36,44,38,35,15,42,9,41,15,34,12,22

OPPONENTS: 32,29,42,14,23,9,15,28,49,29,10,22,30,12,37,9,27,43,35,37,35,27,25,27

DEFENSE (Top 10)	T	S	A	FF	FR	PD	Sa	Int
Butkus	117	68	3	3	NA	1	0	4
Holman	79	38	5	2	NA	0	0	0
Buffone	76	67	2	1	NA	1	0	2
Seals	74	59	0	1	NA	0	0	0
Brupbacher	61	50	3	3	NA	0	0	2
Smith	51	26	2	1	NA	0	0	3
O'Bradovich	49	30	2	1	NA	0	0	0
Ford	47	26	2	1	NA	0	0	5
Taylor	47	13	0	1	NA	0	0	3
Staley	37	20	0	1	NA	0	0	0

SACKS: Holman 9.0, Seals 8.0, O'Bradovich 7.0, McGee 2.0, Buffone 1.0, Butkus 1.0

TEAM 28.0, OPPONENTS 49.0

PASSING	Att	Cmp	Yds	Cmp%	Yd/Att	TD	% Int	Int%	Lg	Sack/Lost	Rating	
Douglass	225	91	1164	40.4	5.17	5	2.2	15	6.7	64	30/235	37.0
Nix	137	51	760	37.2	5.55	6	4.4	10	7.3	41	10/91	40.4
Concannon	77	42	334	54.5	4.34	0	0.0	3	3.9	28	8/61	49.4
Shy	1	1	23	100.0	23.00	1	100.0	0	0.0	23	1/5	158.3
Green	2	1	13	50.0	6.50	0	0.0	0	0.0	13	0/0	70.8
Wallace	1	0	0	0.0	0.00	0	0.0	0	0.0	-	0/0	39.6
BEARS	443	186	2294	42.0	5.18	12	2.7	28	6.3	64	49/392	41.3
OPPONENTS	362	192	2607	53.0	7.20	12	3.3	22	6.1	77	28/203	62.0

USUAL STARTERS

Offense	Defense
WR ... Dick Gordon	RE ... Ed O'Bradovich
LT ... Randy Jackson	RT ... Bill Staley
LG ... Glen Holloway	LT ... George Seals
C ... Rich Coady	LE ... Willie Holman
RG ... James Cadle	WLB ... Ross Brupbacher
RT ... Steve Wright	MLB ... Dick Butkus
TE ... Bob Wallace	SLB ... Doug Buffone
WR ... George Farmer	RCB ... Joe Taylor
QB ... Bobby Douglass	LCB ... Charlie Ford
RB ... Don Shy	SS ... Ron Smith
FB ... Jim Grabowski	FS ... Jerry Moore

RANKINGS

Team Stats	Bears	avg	rank
Total Yards	3336	238.3	
Rushing Yards	1434	102.4	23
Passing Yards	1902	135.9	18
Points Scored	185	13.2	25

Total Yards	Opp	avg	rank
Total Yards	4520	322.9	
Rushing Yards	2116	151.6	19
Passing Yards	2404	171.7	20
Points Scored	276	19.7	12

History

Bears All-Time Results

1972 CHICAGO BEARS STATISTICS

Record: 4-9-1, .321

Fourth Place, NFC Central
Head Coach: Abe Gibron

09/17	L	21-37	ATLANTA	55,701
09/24	T	13-13	L.A. RAMS	55,701
10/01	L	24-38	DETROIT	55,701
10/08	L	17-20	at Green Bay	56,263
10/15	W	17-0	at Cleveland	72,339
10/23	W	13-10	MINNESOTA	55,701
10/29	W	27-10	at St. Louis	50,464
11/05	L	0-14	at Detroit	54,418
11/12	L	17-23	GREEN BAY	55,701
11/19	L	21-34	SAN FRANCISCO	55,701
11/26	L	3-13	CINCINNATI	55,701
12/03	L	10-23	at Minnesota	49,784
12/10	W	21-12	at Philadelphia	65,720
12/17	L	21-28	at Oakland	54,711

Bears Opp

TOTAL FIRST DOWNS	190	224
Rushing	124	96
Passing	54	108
Penalty	12	20
3rd Down Made/Att	62/181	76/192
3rd Down Pct	34.3	39.6
4th Down Made/Att	NA	NA
4th Down Pct	NA	NA
POSSESSION AVG	NA	NA
TOTAL NET YARDS	3468	3923
Avg. Per Game	247.7	280.2
Total Plays	773	841
Avg. Per Play	4.5	4.7
NET YARDS RUSHING	2360	1751
Avg. Per Game	168.6	125.1
Total Rushes	536	476
NET YARDS PASSING	1108	2172
Avg. Per Game	79.1	155.1
Sacked/Yards Lost	32/175	23/173
Gross Yards	1283	2345
Att. Completions	205/78	342/180
Completion Pct.	38.0	52.6
Had Intercepted	13	21
PUNTS/AVERAGE	67/41.2	52/43.0
NET PUNTING AVG	NA	NA
PENALTIES/YARDS	74/574	69/644
FUMBLE/BALL LOST	40/22	37/14
TOUCHDOWNS	27	31
Rushing	15	11
Passing	9	16
Returns	3	4

PASSING	Att	Cmp	Yds	Cmp%	Yd/Att	TD	TD%	Int	Int%	Lg	Sack/Lst	Rating
Douglass	198	75	1246	37.9	6.29	9	4.5	12	6.1	851	32/175	49.8
Green	2	1	23	50.0	11.50	0	0.0	1	50.0	23	0/0	52.1
Huarte	5	2	14	40.0	2.80	0	0.0	0	0.0	8	0/0	47.9
BEARS	205	78	1283	38.0	6.26	9	4.4	13	6.3	851	32/175	48.1
OPPONENTS	342	180	2345	52.6	6.86	16	4.7	21	6.1	641	23/173	64.5

Score by Period	1	2	3	4	OT	Tot
BEARS	35	43	54	93	0	225
OPPONENTS	76	100	53	46	0	275

SCORING	TDs:Ru-Pa-RK-PAT	FG	S	Pts
Percival	0 0 0 0	26/26	12/24	0 62
Douglass	8 8 0 0	0	0	48
Thomas	4 0 3 1	0	0	24
Harrison	3 2 1 0	0	0	18
Pinder	3 3 0 0	0	0	18
Farmer	2 0 2 0	0	0	12
Parsons	1 0 1 0	0	0	6
Seymour	1 0 1 0	0	0	6
Lawson	1 1 0 0	0	0	6
Kosins	1 0 1 0	0	0	6
Smith	-1 0 0 1	0	0	6
Shy	1 1 0 0	0	0	6
Brupbacher	1 0 0 1	0	0	6
Butkus	0 0 0 0	1/1	0	1

BEARS	27	15	9	3	27/27	12/24	0 225
OPPONENTS	31	11	16	4	30/31	19/26	1 275

*Butkus reception from Douglass at PHI (12/10)

RUSHING	No	Yds	Avg	Lg	TD
Douglass	141	968	6.9	751	8
Harrison	167	622	3.7	19	2
Shy	91	342	3.8	22	1
Pinder	87	300	3.4	19	3
Lawson	33	106	3.2	14	1
Butkus	1	28	28.0	28	0
Thomas	5	13	2.6	8	0
Kosins	3	5	1.7	3	0
Turner	3	0	0.0	11	0
Parsons	1	0	0.0	0	0
Huarte	1	-2	-2.0	-2	0
Seymour	1	-9	-9.0	-9	0
Farmer	2	-13	-6.5	-2	0
BEARS	536	2360	4.4	571	15
OPPONENTS	476	1751	3.7	451	11

*Thomas took handoff from Smith at STL (10/29)

RECEIVING	No	Yds	Avg	Lg	TD
Thomas	20	365	18.3	44	3
Farmer	14	380	27.1	851	2
Seymour	10	165	16.5	351	1
Shy	10	109	10.9	28	0
Lawson	8	120	15.0	40	0
Harrison	8	30	3.8	20	1
Turner	3	71	23.7	36	0
Kosins	2	15	7.5	8	1
Pinder	1	13	13.0	13	0
Wallace	1	9	9.0	9	0
Parsons	1	6	6.0	61	1
BEARS	78	1283	16.5	851	9
OPPONENTS	180	2345	13.0	641	16

PUNTING	No	Yds	Avg	Net	TB	In	Lg	B
Green	67	2758	41.2					58 0
BEARS	67	2758	41.2					58 0
OPPONENTS	62	2668	43.0					64 1

INTS	No	Yds	Avg	Lg	TD
Ford	7	104	14.9	43	0
Taylor	4	0	0.0	0	0
Butkus	2	19	9.5	14	0
Jeter	2	0	0.0	0	0
Lyle	2	52	26.0	35	0
Buffone	1	0	0.0	0	0
Brupbacher	1	11	11.0	11	0
Je. Moore	1	5	5.0	5	0
Smith	1	2	2.0	2	0
BEARS	21	193	9.2	43	0
OPPONENTS	13	104	8.0		1

KO RETURNS	No	Yds	Avg	Lg	TD
Smith	30	924	30.8	941	1
Turner	16	409	25.6	57	0
Clemons	2	53	26.5	27	0
Holloway	1	28	28.0	28	0
Butkus	1	15	15.0	15	0
Pinder	1	14	14.0	14	0
Horton	1	3	3.0	3	0
Thomas*	0	82	0.0	821	1
BEARS	52	1528	29.4	841	2
OPPONENTS	42	1025	24.4	89	0

PUNT RET.	Ret	FC	Yds	Avg	Lg	TD
Smith	26	3	163	6.3	29	0
Clemons	2	3	15	7.5	10	0
BEARS	28	6	178	6.4	29	0
OPPONENTS	24	26	126	5.3	32	0

FGs	1-19	20-29	30-39	40-49	50+
Percival	6/6	3/4	2/4	1/9	0/1
BEARS	6/6	3/4	2/4	1/9	0/1
OPPONENTS	4/4	7/8	6/8	1/3	1/3

Percival:(0)45N,19G,45G(15G,41N)(12G,48N,51N)(8G)(21G,20G)(30N,12G,32G)(35N,49N)(45N,38G)(48N)(9G)(45N,27G)(23N,46N)
OPPONENTS:(22G,39G,36G)(20G,45G,47N)(35G)(26G,34N,37G)(21G,27N)(15G)(51G,21G,21G)(14G,39N,39G)(9G,14G,14G,30N)(33G,43N,54N)(0)

DEFENSE	(Top 10)	T	S	A	FF	FR	PD	Sa	Int
Butkus	190	106	84	NA	4	NA	1	0	2
Buffone	158	96	62	NA	0	NA	1	0	1
Brupbacher	122	66	56	NA	1	NA	3	0	1
Osborne	82	54	28	NA	2	NA	5	0	0
Ford	64	50	14	NA	1	NA	1	0	7
Smith	58	44	14	NA	0	NA	0	0	1
McGee	72	39	33	NA	0	NA	2	0	0
Taylor	45	38	7	NA	0	NA	0	0	4
Rice	53	34	19	NA	1	NA	3	0	0
DeLong	50	28	22	NA	0	NA	3	0	0

SACKS: Osborne 5.0, Brupbacher 3.0, DeLong 3.0, Rice 3.0, Gunn 2.0, Horton 2.0, McGee 2.0, Buffone 1.0, Butkus 1.0, Line 1.0
TEAM 23.0, OPPONENTS 32.0

USUAL STARTERS

Offense	Defense
WR ... Jim Seymour	RE ... Steve DeLong
LT ... Randy Jackson	RT ... Bill Line
LG ... Glen Holloway	LT ... Jim Osborne
C ... Rich Coody	LE ... Tony McGee
RG ... Bob Newton	WLB ... Ross Brupbacher
RT ... Bob Asher	MLB ... Dick Butkus
TE ... Earl Thomas	SLB ... Doug Buffone
WR ... George Farmer	RCB ... Joe Taylor
QB ... Bobby Douglass	LCB ... Charlie Ford
RB ... Cyril Pinder / Don Shy	SS ... Ron Smith
FB ... Jim Harrison	FS ... Jerry Moore

RANKINGS

Team Stats	Bears	avg	rank
Total Yards	3468	247.7	
Rushing Yards	2360	168.6	4
Passing Yards	1108	79.1	26
Points Scored	225	16.1	21
Opp	avg	rank	
Total Yards	3923	280.2	
Rushing Yards	1751	125.1	8
Passing Yards	2172	155.1	11
Points Scored	275	19.6	15

1973 CHICAGO BEARS STATISTICS

Record: 3-11, .214

Fourth Place, NFC Central
Head Coach: Abe Gibron

09/16	L	17-20	DALLAS	50,955
09/23	L	13-22	MINNESOTA	52,035
09/30	W	33-14	at Denver	51,159
10/07	L	16-21	at New Orleans	56,561
10/14	L	6-46	at Atlanta	47,342
10/21	L	10-13	NEW ENGLAND	47,643
10/28	W	35-14	HOUSTON	43,755
11/04	W	31-17	at Green Bay	53,231
11/12	L	7-19	at Kansas City	70,664
11/18	L	7-30	DETROIT	48,625
11/25	L	19-31	at Minnesota	46,430
12/02	L	0-26	L.A. RAMS	47,620
12/09	L	7-40	at Detroit	41,129
12/16	L	0-21	GREEN BAY	29,257

Bears Opp

TOTAL FIRST DOWNS	193	247
Rushing	97	138
Passing	77	90
Penalty	19	19
3rd Down: Made/Att	68/209	64/196
3rd Down Pct.	32.5	32.7
4th Down: Made/Att	NA	NA
4th Down Pct.	NA	NA
POSSESSION AVG.	NA	NA
TOTAL NET YARDS	3129	4183
Avg. Per Game	223.5	298.8
Total Plays	848	898
Avg. Per Play	3.7	4.7
NET YARDS RUSHING	1907	2509
Avg. Per Game	136.2	179.2
Total Rushes	496	563
NET YARDS PASSING	1222	1674
Avg. Per Game	87.3	119.6
Sacked/Yards Lost	49/395	32/304
Gross Yards	1617	1978
Att./Completions	303/136	303/156
Completion Pct.	44.9	51.5
Had Intercepted	16	14
PUNTS/AVERAGE	86/39.8	66/40.5
NET PUNTING AVG.	NA	NA
PENALTIES/YARDS	86/817	77/672
FUMBLE/BALL LOST	40/27	35/19
TOUCHDOWNS	22	37
Rushing	11	19
Passing	8	17
Returns	3	1

PASSING	Att	Cmp	Yds	Cmp%	Yd/Att	TD	TD%	Int	Int%	Lg	Sack/Lost	Rating
Douglass	174	81	1057	46.6	6.07	5	2.9	7	4.0	63	27/215	59.0
Hill	1	1	35	100.0	35.00	0	0.0	0	0.0	35	0.0	118.8
Huff	126	54	525	42.9	4.17	3	2.4	8	6.3	29	22/180	36.6
Garrett	1	0	0	0.0	0.00	0	0.0	0	0.0	-	0.0	39.6
Thomas	1	0	0	0.0	0.00	0	0.0	0	0.0	-	0.0	0.0
BEARS	303	136	1617	44.9	5.34	8	2.6	16	5.3	63	49/395	48.5
OPPONENTS	303	156	1978	51.5	6.53	17	5.6	14	4.6	54	32/304	71.6

Score by Period	1	2	3	4	OT	Tot
BEARS	40	50	58	47	0	195
OPPONENTS	50	120	75	89	0	334

SCORING	Tds:Ru-Pa-RK-PAT	FG	S	Pt
Roder	0 0 0 0 11/NA	8/16	0	35
Douglass	5 5 0 0 0	0	30	
Garrett	5 5 0 0 0	0	30	
Perceval	0 0 0 0 10/NA	6/8	0	28
Thomas	4 0 4 0 0	0	24	
Harrison	3 1 2 0 0	0	18	
Hill	2 0 0 2 0	0	12	
Butkus	1 0 0 1 0	0	6	
Farmer	1 0 1 0 0	0	6	
Parsons	1 0 1 0 0	0	6	
BEARS	22 11 8 3	21/22	14/24	0 195
OPPONENTS	37 19 17 1	35/37	25/38	1 334

RUSHING	No	Yds	Avg	Lg	TD
Garrett	175	655	3.8	35	5
Douglass	94	525	5.6	42	5
Harrison	100	370	3.7	17	1
Moore	58	191	3.3	25	0
Lawson	24	70	2.9	12	0
Kosms	24	65	2.7	8	0
Huff	11	22	2.0	8	0
Farmer	1	8	8.0	8	0
Sanderson	3	8	2.7	6	0
Thomas	1	5	5.0	5	0
Parsons	2	2	1.0	5	0
Hill	3	-14	-4.7	5	0
BEARS	496	1907	3.8	42	11
OPPONENTS	563	2509	4.5	53	19

RECEIVING	No	Yds	Avg	Lg	TD
Thomas	24	343	14.3	38	4
Garrett	23	292	12.7	39	0
Farmer	15	219	14.6	25	1
Harrison	21	200	9.5	44	2
Cotton	13	186	14.3	63	0
Reynolds	7	127	18.1	30	0
Hill	10	119	11.9	18	0
Lawson	9	60	6.7	21	0
Parsons	2	23	11.5	17	1
Moore	5	23	4.6	9	0
Moore	3	17	5.7	6	0
Kosms	4	8	2.0	10	0
BEARS	136	1617	11.9	63	4
OPPONENTS	156	1978	12.7	54	17

PUNTING	No	Yds	Avg	Net	TB	In	Lg	B
Green	82	3321	40.5					62 0
Parsons	4	106	26.5					33 0
BEARS	86	3427	39.8					62 0
OPPONENTS	66	2671	40.5					63 0

INTS	No	Yds	Avg	Lg	TD
Lyle	5	62	12.4	24	0
Buffone	3	22	7.3	22	0
Ford	2	50	25.0	41	0
Clemens	2	30	15.0	30	0
Butkus	1	0	0.0	0	0
Ellis	1	12	12.0	12	0
BEARS	14	176	12.6	41	0
OPPONENTS	16		20.9		1

KO RETURNS	No	Yds	Avg	Lg	TD
Hill	27	637	23.6	95	1
Garrett	16	486	30.4	67	0
Turner	8	127	15.9	84	0
Sanderson	2	44	22.0	25	0
Cotton	2	15	7.5	13	0
Parsons	2	15	7.5	15	0
Thomas*	0	12	0.0	12	0
Holloway	1	8	8.0	8	0
Osborne	1	0	0.0	0	0
BEARS	59	1344	22.8	95	1
OPPONENTS	33	813	24.7	84	0

* Thomas took handoff from Hill at NO (10/7)

PUNT RET.	Ret	FC	Yds	Avg	Lg	TD
Hill	36	6	204	5.7	72	1
Moore	1	0	0	0.0	0	0
BEARS	37	6	204	5.5	72	1
OPPONENTS	40	26	294	7.4	42	0

FGs	1-19	20-29	30-39	40-49	50+
Perceval	4/4	0/0	2/3	0/1	0/0
Roder	1/1	2/2	1/3	4/7	0/3
BEARS	5/5	2/2	3/6	4/8	0/3
OPPONENTS	6/6	6/6	8/12	5/12	0/2

Perceval:(33G)(36N,31G)(2G)(1G)(0G)(10G)(45N)

Roder:(47N)(47G,42G)(56N,17G,40G,28G)(51N)

(30G)(42N,37N)(43G,24G,40-49B)(39N)(54N)

OPPONENTS (25G,40-49B,11G)(41G,48N,25G,

14G,11G,35G)(41N,34N,39N,39N)(21G,32G,33G)

(32G,11G,43N)(25G)(47G,17G,43G,42G,51N)(26G,

41N)(41G,45N)(52N,30G,16G,39G,26G)(36G,37G,

48N)(32N)

DEFENSE

(Top 10)	T	S	A	FF	FR	PD	Sa	Int
Chambers	132	101	31	NA	2	NA	11.5	0
Clemens	115	91	24	NA	1	NA	0.0	2
Buffone	102	83	19	NA	1	NA	1.0	3
Lyle	88	72	16	NA	1	NA	0.0	5
Butkus	90	64	26	NA	1	NA	0.0	1
Osborne	70	52	18	NA	1	NA	11.5	0
Rives	68	60	8	NA	1	NA	1.0	0
Taylor	67	54	13	NA	0	NA	0.0	0
McGee	61	48	13	NA	1	NA	4.5	0
Clark	54	43	11	NA	1	NA	0.0	0

SACKS: Osborne 10.0, Chambers 9.0, Tom 5.0,

Hrvnak 2.0, Buffone 1.0, Gunn 1.0, Holman 1.0,

McGee 1.0, Rice 1.0, Rives 1.0

TEAM 32.0, OPPONENTS 49.0

USUAL STARTERS

Offense	Defense
WR ...Earl Thomas	RE ...Mel Tom
LT ...Randy Jackson	RT ...Wally Chambers
LG ...Glen Holloway	LT ...Jim Osborne
C ...Rich Coady	LE ...Tony McGee
RG ...Bob Newton	WLB ...Bob Pifferini
TE ...Bob Asher	MLB ...Dick Butkus
RT ...Craig Cotton	SLB ...Doug Buffone
WR ...George Farmer	RCB ...Joe Taylor
QB ...Bobby Douglass	LCB ...Charlie Ford
RB ...Carl Garrett	SS ...Craig Clemens
FB ...Jim Harrison	FS ...Gary Lyle

RANKINGS

Total Yards	Bears	Opp	rank
Total Yards	3129	223.5	
Rushing Yards	1907	136.2	15
Passing Yards	1222	87.3	24
Points Scored	195	13.9	24
Total Yards	4183	298.8	
Rushing Yards	2509	179.2	25
Passing Yards	1674	119.6	6
Points Scored	334	23.9	20

1975 CHICAGO BEARS STATISTICS

Record: 4-10, .286

T-Third Place, NFC Central

Head Coach: Jack Pardee

09/21	L	7-35	BALTIMORE	54,152
09/28	W	15-13	PHILADELPHIA	54,392
10/05	L	3-28	at Minnesota	48,446
10/12	L	7-27	at Detroit	74,032
10/19	L	3-34	at Pittsburgh	47,579
10/27	L	9-13	MINNESOTA	57,455
11/02	L	13-46	MIAMI	57,455
11/09	W	27-14	GREEN BAY	57,455
11/16	L	3-31	at San Francisco	47,484
11/23	L	10-38	at L.A. Rams	64,979
11/30	L	7-28	at Green Bay	56,267
12/07	W	25-21	DETROIT	53,234
12/14	L	20-34	ST. LOUIS	53,169
12/21	W	42-17	at New Orleans	51,142

Bears Opp

TOTAL FIRST DOWNS	190	282
Rushing	74	118
Passing	99	143
Penalty	17	21
3rd Down Made/Att	53/198	87/222
3rd Down Pct.	26.8	39.2
4th Down Made/Att	NA	NA
4th Down Pct.	NA	NA
POSSESSION AVG	NA	NA
TOTAL NET YARDS	3492	4576
Avg. Per Game	249.4	326.9
Total Plays	829	981
Avg. Per Play	4.2	4.7
NET YARDS RUSHING	1653	2070
Avg. Per Game	118.1	147.9
Total Rushes	441	547
NET YARDS PASSING	1839	2506
Avg. Per Game	131.4	179.0
Sacked Yards Lost	32/330	35/319
Gross Yards	2169	2825
Att./Completions	356/191	399/208
Completion Pct.	53.7	52.1
Had Intercepted	23	13
PUNTS/AVERAGE	94/39.0	86/41.4
NET PUNTING AVG	NA	NA
PENALTIES-YARDS	100/881	78/723
FUMBLES-BALL LOST	35/17	29/14
TOUCHDOWNS	22	48
Rushing	11	25
Passing	9	22
Returns	2	1

PASSING	Att	Cmp	Yds	Cmp%	Yd/Att	TD	TD%	Int	Int%	Lg	Sack/Lost	Rating
Avellini	126	67	942	53.2	7.48	6	4.8	11	8.7	57	13/144	57.4
Huff	205	114	1083	55.6	5.28	3	1.5	9	4.4	49	16/168	57.1
Douglass	20	8	87	40.0	4.35	0	0.0	2	10.0	34	2/13	14.0
Adams	2	2	57	100.0	28.50	0	0.0	0	0.0	44	1/5	119.0
Grim	1	0	0	0.0	0.00	0	0.0	0	0.0	0	0/0	0.0
Parsons	1	0	0	0.0	0.00	0	0.0	0	0.0	0	0/0	0.0
Payton	1	0	0	0.0	0.00	0	0.0	1	100.0	0	0/0	0.0
BEARS	356	191	2169	53.7	4.74	9	2.5	23	6.5	57	32/330	47.9
OPPONENTS	399	208	2825	52.1	5.92	22	5.5	13	3.3	79	35/319	74.8

Score by Period	1	2	3	4	OT	Tot
BEARS	37	45	49	60	0	191
OPPONENTS	65	137	72	105	0	379

SCORING

Tds:Ru-Pa-Rk-PAT	FG	S	Pts				
B. Thomas	0	0	0	18/22	13/22	0	57
Payton	7	7	0	0	0	0	42
Latta	3	0	3	0	0	0	18
Grim	2	0	2	0	0	0	12
Rather	2	0	2	0	0	0	12
Edwards	1	0	1	0	0	0	6
Parsons	1	0	1	0	0	0	6
Douglass	1	1	0	0	0	0	6
Adams	1	1	0	0	0	0	6
Harper	1	1	0	0	0	0	6
Avellini	1	1	0	0	0	0	6
Clemons	1	0	0	1	0	0	6
Livers	1	0	0	1	0	0	6
Hartenstine	0	0	0	0	1	2	2
BEARS	22	11	9	2	18/22	13/22	191
OPPONENTS	48	25	22	1	47/48	14/18	379

RUSHING

No	Yds	Avg	Lg	TD	
Payton	196	679	3.5	54	7
Harper	100	453	4.5	32	1
Adams	94	353	3.8	21	1
Edwards	27	73	2.7	16	0
Douglass	5	34	6.8	18	1
Musso	6	33	5.5	16	0
Rather	4	24	6.0	18	0
Huff	5	7	1.4	10	0
Avellini	4	-3	-0.8	1	1
BEARS	441	1653	3.7	54	11
OPPONENTS	547	2070	3.8	43	25

RECEIVING

No	Yds	Avg	Lg	TD	
Rather	39	685	17.6	54	2
Payton	33	213	6.5	40	0
Grim	28	174	13.4	57	2
Harper	27	191	7.1	27	0
Latta	16	202	12.6	34	3
Adams	15	111	7.4	25	0
Parsons	13	184	14.2	28	1
Edwards	11	86	7.8	14	1
Schubert	5	68	13.6	16	0
Farmer	2	32	16.0	17	0
Jackson	1	17	17.0	17	0
Sevy	1	6	6.0	6	0
BEARS	191	2169	11.4	57	9
OPPONENTS	208	2825	13.6	79	22

PUNTING	No	Yds	Avg	Net Tg	In Lg	B
Parsons	93	3625	39.0			60
Payton	1	39.0	39.0			39
BEARS	94	3664	39.0			60
OPPONENTS	86	3560	41.4			62

INTS

No	Yds	Avg	Lg	TD	
Clemons	2	109	54.5	761	1
Plank	2	50	25.0	29	0
Livers	2	40	20.0	201	1
Ellis	2	4	2.0	4	0
Babinecz	1	15	15.0	15	0
Buffone	1	12	12.0	12	0
Gunn	1	5	5.0	5	0
Gershach	1	4	4.0	4	0
Ely	1	2	2.0	2	0
BEARS	13	241	18.5	761	2
OPPONENTS	23	235	10.2	38	0

KO RETURNS

No	Yds	Avg	Lg	TD	
Payton	14	444	31.7	70	0
Douthitt	13	333	25.6	64	0
Livers	27	529	19.6	34	0
Schubert	9	146	16.2	25	0
Harper	4	67	16.8	18	0
Knox	5	67	13.4	21	0
Adams	1	27	27.0	27	0
Victor	1	25	25.0	25	0
Rather	1	6	6.0	6	0
BEARS	75	1644	21.9	70	0
OPPONENTS	43	893	20.8	88	0

PUNT RET.

Ret	FC	Yds	Avg	Lg	TD	
Livers	42	0	456	10.9	39	0
Schubert	6	1	33	5.5	16	0
Plank	3	1	23	7.7	12	0
Knox	1	0	0	0.0	0	0
Victor	0	1	0	0.0	0	0
BEARS	52	3	512	9.8	39	0
OPPONENTS	49	20	303	6.2	34	0

FGs

1-19	20-29	30-39	40-49	50+	
B. Thomas	0/0	3/7	5/6	4/7	1/2
BEARS	0/0	3/7	5/6	4/7	1/2
OPPONENTS	2/2	3/3	4/6	4/4	1/3
B. Thomas	(0/44G)(24G)(26G)(46G)(32G)(43N)	(43B)(20B)(27G)(31G)(34G)(25N)(48G)(27B)(33G)	(55G)(0/36G)(49N)(41G)(27B)(51N)(35N)		
OPPONENTS	(0/44G)(43G)(35N)(37G)(18G)(52G)	(46G)(39G)(32G)(35G)(23G)(51N)(27G)(0/33N)(40G)	(29G)(50N)(19G)		

DEFENSE

(Top 10)	T	S	A	FF	FR	PD	Sa	Int
Plank	123	74	49	1	0	8	1.0	2
Bryant	112	74	38	0	3	5	0.0	0
Chambers	108	80	28	1	0	4	14.0	0
Buffone	99	65	34	5	1	7	0.0	1
Clemons	98	72	26	1	3	16	0.0	2
Ely	91	54	37	0	1	4	0.0	1
Stillwell	67	42	25	0	0	6	0.0	0
Hartenstine	61	36	25	1	2	3	5.0	0
Ellis	51	36	15	0	0	15	0.0	2
Osborne	47	34	14	3	0	0	7.0	0
SACKS:	Chambers 14.0, Osborne 7.0, Stillwell 6.0, Hartenstine 5.0, Harris 1.0, Plank 1.0, Team 1.0							
TEAM 35.0, OPPONENTS 32.0								

USUAL STARTERS

Offense	Defense
WR ... Bob Grim	RE ... Richard Harris
LT ... Lionel Antoine	RT ... Wally Chambers
LG ... Noah Jackson	LT ... Roger Stillwell
C ... Dan Peiffer	LE ... Mike Hartenstine
RG ... Mark Nordquist	WLB ... Waymond Bryant
RT ... Jeff Sevy	MLB ... Larry Ely
TE ... Bob Parsons	SLB ... Doug Buffone
WR ... Bo Rather	RCB ... V. Livers / N. Wilson
QB ... Gary Huff	LCB ... Allan Ellis
RB ... W. Payton / M. Adams	SS ... Doug Plank
FB ... Roland Harper	FS ... Craig Clemons

RANKINGS

Team Stats	Bears	avg	rank
Total Yards	3492	249.4	
Rushing Yards	1653	118.1	22
Passing Yards	1839	131.4	23
Points Scored	191	13.6	24
Opp	avg	rank	
Total Yards	4576	326.9	
Rushing Yards	2070	147.9	17
Passing Yards	2506	179.0	22
Points Scored	379	27.1	25

History

Bears All-Time Results



1976 CHICAGO BEARS STATISTICS

Record: 7-7, .500

Second Place, NFC Central

Head Coach: Jack Pardee

Date	Result	Opponent	Score
09/12	W	10-3	DETROIT 57,359
09/19	W	19-12	at San Francisco 46,699
09/26	L	0-10	ATLANTA 56,969
10/03	W	33-7	WASHINGTON 57,359
10/10	L	19-20	at Minnesota 48,446
10/17	L	12-20	at L.A. Rams 76,651
10/24	L	at Dallas 64,902	
10/31	W	14-13	MINNESOTA 57,359
11/07	L	27-28	OAKLAND 57,359
11/14	W	24-13	GREEN BAY 57,359
11/21	L	10-14	at Detroit 80,638
11/28	W	16-10	at Green Bay 56,267
12/05	W	34-7	at Seattle 64,735
12/12	L	14-28	DENVER 57,359

	Bears	Opp
TOTAL FIRST DOWNS	201	249
Rushing	115	103
Passing	67	128
Penalty	19	18
3rd Down: Made/Att	70/212	80/222
3rd Down Pct.	33.0	36.0
4th Down: Made/Att	NA	NA
4th Down Pct.	NA	NA
POSSESSION AVG	NA	NA
TOTAL NET YARDS	3843	4201
Avg. Per Game	274.5	300.1
Total Plays	880	971
Avg. Per Play	4.4	4.3
NET YARDS RUSHING	2363	1984
Avg. Per Game	168.8	141.7
Total Rushes	578	522
NET YARDS PASSING	1480	2217
Avg. Per Game	105.7	158.4
Sacked/Yards Lost	24/225	49/395
Gross Yards	1705	2612
Att. Completions	278/123	401/200
Completion Pct.	44.2	49.9
Had Intercepted	15	24
PUNTS/AVERAGE	100/37.3	85/36.3
NET PUNTING AVG	100/31.7	85/31.0
PENALTIES/YARDS	114/984	87/699
FUMBLES/BALL LOST	24/13	37/23
TOUCHDOWNS	31	25
Rushing	20	10
Passing	9	15
Returns	2	0

PASSING	Att	Cmp	Yds	Cmp%	Yd/Att	TD	TD%	Int	Int%	Lg	Sack/Lost	Rating
Avellini	271	118	1580	43.5	5.83	8	3.0	15	5.5	63	24/225	49.7
Carter	5	3	77	60.0	15.40	1	20.0	0	0.0	55	0.0	145.0
Parsons	2	2	48	100.0	24.00	0	0.0	0	0.0	25	0.0	119.0
BEARS	278	123	1705	44.2	6.13	9	3.2	15	5.4	63	24/225	52.6
OPPONENTS	401	200	2612	49.9	6.51	15	3.7	24	6.0	75	49/395	58.1

Score by Period	1	2	3	4	OT	Tot
BEARS	69	47	99	38	0	253
OPPONENTS	23	80	34	79	0	216

SCORING	TDs:Ru-Pa-RK-PAT	FG	S	Pts				
Payton	13	13	0	0	78			
B. Thomas	0	0	0	0	12:25	27:30	0	63
Scott	6	0	6	0	0	36		
Musso	4	4	0	0	1	26		
Harper	3	2	1	0	0	18		
Adamle	1	0	1	0	1	18		
Avellini	1	1	0	0	0	6		
Hartenstine	1	0	0	1	0	6		
Burks	1	0	1	0	0	6		
Ellis	1	0	0	1	0	6		
BEARS	31	20	9	2	12:25	27:31	2	253
OPPONENTS	25	10	15	0	13:25	25:25	0	216

RUSHING	No	Yds	Avg	Lg	TD
Payton	311	1390	4.5	60	13
Harper	147	625	4.3	28	2
Musso	57	200	3.5	11	4
Adamle	33	93	2.8	12	0
Avellini	18	58	3.2	15	1
Schreiber	4	15	3.8	11	0
Rather	1	4	4.0	4	0
Parsons	1	2	2.0	2	0
Carter	1	0	0.0	0	0
Scott	2	-4	-2.0	3	0
Latta	2	-8	-4.0	-3	0
Baschnagel	1	-12	-12.0	-12	0
BEARS	578	2363	4.1	60	20
OPPONENTS	522	1984	3.8	31	10

RECEIVING	No	Yds	Avg	Lg	TD
Harper	29	291	10.0	39	1
Scott	26	512	19.7	63	6
Latta	18	254	14.1	58	0
Payton	15	149	9.9	34	0
Baschnagel	13	226	17.4	58	0
Rather	5	33	6.6	7	0
Schubert	4	74	18.5	25	0
Adamle	4	28	7.0	12	1
Musso	4	26	6.5	9	0
Shanklin	2	32	16.0	35	0
Burks	1	55	55.0	55	1
Schreiber	1	16	16.0	16	0
Parsons	1	9	9.0	9	0
BEARS	123	1705	13.9	63	9
OPPONENTS	200	2612	13.1	75	15

PUNTING	No	Yds	Avg	Net	TB	In	Lg	B
Parsons	99	3726	37.6	8	20	62		
Team	1	0	0.0	0	0	0		
BEARS	100	3726	37.3	8	20	62		
OPPONENTS	85	3085	36.3	9	17	69		

INTS	No	Yds	Avg	Lg	TD
Brupbacher	7	49	7.0	25	0
Ellis	6	47	7.8	22	1
Plank	4	31	7.8	15	0
Livers	3	34	11.3	18	0
Bryant	2	6	3.0	3	0
Clemens	1	28	28.0	28	0
Chambers	1	8	8.0	8	0
Hartenstine	0	12	12.0	12	1
BEARS	24	215	9.0	28	2
OPPONENTS	15	133	14.2	67	0

KO RETURNS	No	Yds	Avg	Lg	TD
Baschnagel	29	754	26.0	48	0
Adamle	11	179	16.3	30	0
Harper	6	119	19.8	30	0
Livers	1	14	14.0	14	0
Musso	2	18	9.0	17	0
Schubert	1	3	3.0	3	0
Payton	1	0	0.0	0	0
BEARS	51	1087	21.3	48	0
OPPONENTS	54	969	17.9	38	0

PUNT RET.	Ret	FC	Yds	Avg	Lg	TD
Livers	28	0	205	7.3	51	0
Schubert	11	5	60	5.5	14	0
Adamle	1	0	2	2.0	2	0
Baschnagel	2	1	2	1.0	3	0
Knov	1	0	0	0.0	0	0
BEARS	43	6	269	6.3	51	0
OPPONENTS	44	20	346	7.9	45	0

FGs	1-19	20-29	30-39	40-49	50+
B. Thomas	0.0	3.3	4.6	5.1	0.5
BEARS	0.0	3.3	4.6	5.1	0.5
OPPONENTS	1/1	7/8	2/8	3/7	0/1
B. Thomas	(51N,27G)(45N,35G)(45N)(47G,34G,19G,35G)(52N)(50N,42G,48N,42N)(40N)(33N,31N)(46G)52N,46G)(42G,25G,22G)(45N,51N)(0)				
OPPONENTS	(127G,31N)(21G)(38N,38N,49N,38N,45G)(129G,19G)(44G,52N,37G)(22G)(24G,24G)(43N)(37N,19G,27G)(48N)(45G,40N,31N)(127N)				

DEFENSE	(Top 10)	T	S	A	FF	FR	PD	Sa	Int
Rives	165	112	53	3	2	5	3	0	0
Clemens	130	94	36	2	1	6	0	0	1
Plank	130	90	40	4	4	12	0	0	4
Bryant	115	80	35	2	7	3	0	2	0
Chambers	102	80	22	5	0	1	8	0	1
Hartenstine	86	56	30	1	3	5	3	0	0
Osborne	79	59	20	2	0	2	15	0	0
Rydalch	70	53	17	1	1	0	7	0	0
Brupbacher	65	45	20	1	3	10	1.5	7	0
Ellis	64	58	6	1	0	11	0	0	6
SACKS:	Osborne 15.0, Chambers 8.0, Rydalch 7.0, Stillwell 5.5, Bryant 3.0, Hartenstine 3.0, Rives 3.0, Meyers 2.5, Brupbacher 1.5, Henry 0.5								
TEAM 49.0, OPPONENTS 24.0									

USUAL STARTERS				RANKINGS			
Offense		Defense		Team Stats		Bears avg rank	
WR ... Brian Baschnagel	RE ... Roger Stillwell	Total Yards	3843	274.5			
LT ... Lionel Antoine	RT ... Wally Chambers	Rushing Yards	2362	168.8	6		
LG ... Noah Jackson	LT ... Jim Osborne	Passing Yards	1480	105.7	28		
C ... Dan Neal	LE ... Mike Hartenstine	Points Scored	253	18.1	17		
RG ... Rivie Sorey / Jeff Sevy	WLB ... Waymond Bryant						
RT ... Jeff Sevy / Dennis Lick	MLB ... Don Rives						
TE ... Greg Latta	SLB ... Ross Brupbacher	Total Yards	4201	300.1			
WR ... James Scott	RCB ... Virgil Livers	Rushing Yards	1984	141.7	13		
QB ... Bob Avellini	LCB ... Allan Ellis	Passing Yards	2217	158.4	22		
RB ... Walter Payton	SS ... Doug Plank	Points Scored	216	15.4	8		
FB ... Roland Harper	FS ... Craig Clemens						



1977 CHICAGO BEARS STATISTICS

Record: 9-5, .643

Second Place, NFC Central
Head Coach: Jack Pardee

09/18	W	30-20	DETROIT	57,359
09/25	L	13-16	at St. Louis	51,392
10/02	L	24-42	at New Orleans	57,359
10/10	W	24-23	L.A. RAMS	57,359
10/16	L	16-22	at Minnesota	48,446
10/23	L	10-16	ATLANTA	57,359
10/30	W	26-0	at Green Bay	56,267
11/06	L	0-47	at Houston	51,177
11/13	W	28-27	KANSAS CITY	57,359
11/20	W	10-7	MINNESOTA	57,359
11/24	W	31-14	at Detroit	75,185
12/04	W	10-0	at Tampa Bay	50,284
12/11	W	21-10	GREEN BAY	57,359
12/18	W	12-9	(ot) at N.Y. Giants	76,626

PLAYOFFS

12/26	L	7-37	at Dallas	64,758
-------	---	------	-----------	--------

Bears Opp

TOTAL FIRST DOWNS	247	241
Rushing	141	124
Passing	94	106
Penalty	12	11
3rd Down: Made/Att	NA	NA
3rd Down Pct.	NA	NA
4th Down: Made/Att	NA	NA
4th Down Pct.	NA	NA
POSESSION AVG.	NA	NA
TOTAL NET YARDS	4655	4285
Avg. Per Game	332.5	306.1
Total Plays	930	947
Avg. Per Play	5.0	4.5
NET YARDS RUSHING	2811	2158
Avg. Per Game	200.8	154.1
Total Rushes	599	544
NET YARDS PASSING	1844	2127
Avg. Per Game	131.7	151.9
Sacked/Yards Lost	26/226	27/207
Gross Yards	2070	2334
Att. Completions	305/161	377/182
Completion Pct.	52.8	48.3
Had Intercepted	18	18
PUNTS AVERAGE	82/39.4	93/39.1
NET PUNTING AVG.	82/NA	93/NA
PENALTIES YARDS	97/852	83/671
FUMBLES/BALL LOST	36/17	27/13
TOUCHDOWNS	31	27
Rushing	18	14
Passing	11	7
Returns	2	6

Score by Period	1	2	3	4	OT	Tot
BEARS	50	56	37	109	3	255
OPPONENTS	60	73	37	77	6	253

SCORING	TDs	Ru	Pa	RK	PAT	FG	S	Pts
Payton	16	13	2	0	0	0	0	96

B. Thomas	0	0	0	0	27/30	14/27	0	69
Latta	4	0	4	0	0	0	0	24
Scott	3	0	3	0	0	0	0	18
Musso	2	2	0	0	0	0	0	12
Rather	2	0	2	0	0	0	0	12
Schubert	1	0	0	1	0	0	0	6
Baschnagel	1	0	0	1	0	0	0	6
Avellini	1	1	0	0	0	0	0	6
Earl	1	1	0	0	0	0	0	6

BEARS	31	18	11	2	27/30	14/27	0	255
OPPONENTS	27	14	7	6	26/26	21/29	0	253

RUSHING

	No	Yds	Avg	Lg	TD
Payton	339	1852	5.5	73	14
Harper	120	457	3.8	19	0
Earl	56	233	4.2	34	1
Musso	37	132	3.6	13	2
Avellini	37	109	2.9	21	1
Best	6	20	3.3	6	0
Scott	1	10	10.0	10	0
Baschnagel	1	0	0.0	0	0
Evans	1	0	0.0	0	0
Rather	1	-2	-2.0	-2	0
BEARS	599	2811	4.7	73	18
OPPONENTS	544	2158	4.0	61	14

RECEIVING

	No	Yds	Avg	Lg	TD
Scott	50	809	16.2	72	3
Payton	27	269	10.0	75	2
Latta	26	335	12.9	37	4
Harper	19	142	7.5	34	0
Rather	17	294	17.3	42	2
Schubert	8	119	14.9	32	0
Earl	6	32	5.3	10	0
Baschnagel	4	50	12.5	23	0
Musso	3	13	4.3	21	0
Rivera	1	7	7.0	7	0
BEARS	161	2070	12.9	75	11
OPPONENTS	182	2334	12.8	85	7

PUNTING

	No	Yds	Avg	Net	TB	In	Lg	B
Parsons	80	3232	40.4	7	17	58		
Team	2	0	0.0	0	0	0		
BEARS	82	3232	39.4	7	17	58		
OPPONENTS	93	3636	39.1	11	22	69		

INTS	No	Yds	Avg	Lg	TD
Ellis	6	23	3.8	11	0
Fenick	4	33	8.3	23	0
Plank	4	32	8.0	20	0
Livers	2	29	14.5	29	0
Buffone	1	12	12.0	12	0
Hicks	1	9	9.0	9	0
BEARS	18	138	7.7	29	0
OPPONENTS	18	171	9.5	57	1

KO RETURNS

	No	Yds	Avg	Lg	TD
Baschnagel	23	557	24.2	84	1
Ivans	13	253	19.5	30	0
Best	6	127	21.2	29	0
Earl	2	38	19.0	25	0
Harper	3	44	14.7	22	0
Evans	5	100	20.0	33	0
Payton	2	95	47.5	68	0
Walterscheid	3	59	19.7	22	0
BEARS	57	1275	22.3	84	1
OPPONENTS	52	1010	19.4	85	1

PUNT RET.

	Ret	FC	Yds	Avg	Lg	TD
Schubert	31	10	291	9.4	70	1
Baschnagel	3	2	54	18.0	42	0
Plank	1	0	21	21.0	21	0
Walterscheid	6	1	59	9.8	14	0
Livers	6	1	46	7.7	21	0
BEARS	47	14	471	10.0	70	1
OPPONENTS	42	15	216	5.1	37	0

FGs

	1-19	20-29	30-39	40-49	50+
B. Thomas	0/0	6/9	6/10	2/6	0/2
BEARS	0/0	6/9	6/10	2/6	0/2
OPPONENTS	2/2	8/9	8/10	3/7	0/1

B. Thomas: 39N, 39G, 23G, 29G, 21G, 33G, 47N, 38G, 41N, 40G, 47G, 20G, 44N, 39N, 29N, 37G, 56N, 31N, 39G, 29N, 53N, 32G, 44N, 32G, 23N, 36N, 28G

DEFENSE

(Top 10)

	T	S	A	FF	FR	PD	Sa	Int
Fenick	133	93	40	1	0	7	0	0
Rives	89	61	28	0	1	0	0	0
Bryant	85	63	22	1	2	2	1	5
Rydalch	77	54	23	1	1	1	1	0
Plank	71	43	28	0	0	4	1	5
Buffone	67	48	19	0	0	5	1	0
Livers	56	45	11	0	1	16	0	2
Hartensine	55	34	21	1	3	4	1	0
Ellis	51	47	4	0	0	13	0	6
Osborne	49	32	17	0	0	0	4	0

SACKS: Rydalch 9.5, Newsome 5.0, Osborne 4.0, Sevy 2.0, Bryant 1.5, Buffone 1.0, Hartensine 1.0, Meyers 1.0, Muckensturm 1.0, Plank 1.0
TEAM 27.0, OPPONENTS 26.0

PASSING	Att	Cmp	Yds	Cmp%	Yd/Att	TD	% Int	Int%	Lg	Sack/Lost	Rating	
Avellini	293	154	2004	52.6	6.84	11	3.8	18	6.1	75	23/200	61.7
Parsons	4	4	61	100.0	15.25	0	0.0	0	0.0	32	0/0	119.0
Phillips	5	3	5	60.0	1.00	0	0.0	0	0.0	10	3/26	64.6
Harper	2	0	0	0.0	0.00	0	0.0	0	0.0	0	0/0	39.0
Baschnagel	1	0	0	0.0	0.00	0	0.0	0	0.0	0	0/0	39.0
BEARS	305	161	2070	52.8	6.79	11	3.6	18	5.9	75	26/226	61.8
OPPONENTS	377	182	2334	48.3	6.19	7	1.9	18	4.8	85	27/207	54.5

USUAL STARTERS

Offense	Defense	Team Stats	Bears	avg	rank
WR ... Bo Rather	RE ... Billy Newsome	Total Yards	4655	332.5	
LT ... Ted Albrecht	RT ... Ron Rydalch	Rushing Yards	2811	200.8	
LG ... Noah Jackson	LT ... Jim Osborne	Passing Yards	1844	131.7	
C ... Dan Puffer	LE ... Mike Hartensine	Points Scored	255	18.2	
RG ... Revie Sorey	WLB ... Waymond Bryant				
RT ... Dennis Lick	MLB ... Tom Hicks	Opp avg rank			
TE ... Greg Latta	SLB ... Doug Buffone	Total Yards	4285	308.1	
WR ... James Scott	RCB ... Virgil Livers	Rushing Yards	2158	154.1	
QB ... Bob Avellini	LCB ... Allan Ellis	Passing Yards	2127	151.9	
RB ... Walter Payton	SS ... Gary Fenick	Points Scored	253	18.1	
FB ... Roland Harper	FS ... Doug Plank				

History

Bears All-Time Results

Record: 7-9, .438

T-Third Place, NFC Central

Head Coach: Neill Armstrong

09/03	W	17-10	ST. LOUIS	52,791
09/10	W	16-13	at San Francisco	49,502
09/17	W	19-0	at Detroit	65,982
09/25	L	20-24	MINNESOTA	53,561
10/01	L	19-25	OAKLAND	52,848
10/08	L	14-24	at Green Bay	55,352
10/16	L	7-16	at Denver	75,008
10/22	L	19-33	at Tampa Bay	68,146
10/29	L	17-21	DETROIT	53,378
11/05	L	29-31	SEATTLE	50,697
11/12	L	14-17	at Minnesota	43,286
11/19	W	13-7	ATLANTA	46,022
11/26	W	14-3	TAMPA BAY	42,373
12/04	L	7-40	at San Diego	48,492
12/10	W	14-0	GREEN BAY	34,306
12/16	W	14-10	at Washington	49,774

Bears		Opp
TOTAL FIRST DOWNS	262	282
Rushing	136	128
Passing	99	134
Penalty	27	20
3rd Down: Made/Att	89/248	75/240
3rd Down Pct.	35.9	31.3
4th Down: Made/Att	NA	NA
4th Down Pct.	NA	NA
POSSESSION AVG	NA	NA
TOTAL NET YARDS	4459	4680
Avg. Per Game	278.7	292.5
Total Plays	1020	1044
Avg. Per Play	4.4	4.5
NET YARDS RUSHING	2526	2174
Avg. Per Game	157.9	135.9
Total Rushes	634	568
NET YARDS PASSING	1933	2506
Avg. Per Game	120.8	156.6
Sacked Yards Lost	34/288	40/351
Gross Yards	2221	2857
Att. Completions	352/186	436/239
Completion Pct.	52.8	54.8
Had Intercepted	28	17
PUNTS/AVERAGE	96/37.0	97/35.4
NET PUNTING AVG	96/32.2	97/30.4
PENALTIES-YARDS	101/958	101/800
FUMBLES/BALL LOST	22/8	32/16
TOUCHDOWNS	29	33
Rushing	19	15
Passing	7	16
Returns	3	2

PASSING	Att	Cmp	Yds	Cmp%	Yd/Att	TD	TD%	Int	Int%	Lg	Sack/Lost	Rating
Avellini	264	141	1718	53.4	6.51	5	1.9	16	6.1	61	26/208	54.6
Phlips	83	44	465	53.0	5.60	2	2.4	10	12.0	35	6/55	38.0
Evans	3	1	38	33.3	12.67	0	0.0	1	33.3	38	2/25	42.1
Parsons	1	0	0	0.0	0.00	0	0.0	0	0.0	-	0/0	-
Harper	1	0	0	0.0	0.00	0	0.0	0	0.0	-	0/0	-
BEARS	352	186	2221	52.8	6.31	7	2.0	28	8.0	61	34/288	45.7
OPPONENTS	436	239	2857	54.8	6.55	16	3.7	17	3.9	58	40/351	71.1

1978 CHICAGO BEARS STATISTICS

Score by Period	1	2	3	4	OT	Tot
BEARS	30	55	93	75	0	253
OPPONENTS	71	69	47	81	6	274

SCORING	Tds:Ru-Pa-Rk-PAT	FG	S	Pts				
B. Thomas	0	0	0	0	26/29	17/22	0	77

Payton	11	11	0	0	0	0	66	
Harper	8	6	2	0	0	0	48	
Scott	5	0	5	0	0	0	30	
Avellini	2	2	0	0	0	0	12	
Spivey	1	0	0	1	0	0	6	
Livers	1	0	0	1	0	0	6	
Schubert	1	0	0	1	0	0	6	
Hart	0	0	0	0	0	0	1	
BEARS	29	19	7	3	26/29	17/22	1	253
OPPONENTS	33	15	16	2	28/NA	16/NA	0	274

RUSHING	No	Yds	Avg	Lg	TD
Payton	333	1395	4.2	76	11
Harper	240	992	4.1	31	6
Avellini	34	54	1.6	10	2
Phlips	13	34	2.6	10	0
Evans	6	23	3.8	13	0
Earl	3	17	5.7	9	0
Best	2	11	5.5	6	0
Morris	1	0	0.0	0	0
Parsons	1	0	0.0	0	0
Baschnagel	1	0	0.0	0	0
BEARS	634	2526	4.0	76	19
OPPONENTS	564	2174	3.9	67	15

RECEIVING	No	Yds	Avg	Lg	TD
Payton	50	480	9.6	61	0
Harper	43	340	7.9	33	2
Scott	42	759	18.1	59	5
Richards	27	379	14.0	52	0
Latta	15	159	10.6	21	0
Schubert	4	51	12.8	19	0
Baschnagel	2	29	14.5	22	0
Rather	1	15	15.0	15	0
Cobb	1	7	7.0	7	0
Earl	1	1	1.0	1	0
BEARS	186	2221	11.9	61	7
OPPONENTS	239	2857	12.0	55	16

PUNTING	No	Yds	Avg	Net	TB	In	Lg	B
Parsons	96	3549	37.0	32.2	8	18	54	0
BEARS	96	3549	37.0	32.2	8	18	54	0
OPPONENTS	97	3437	35.4	30.4	10	25	61	2

INTS	No	Yds	Avg	Lg	TD
Fenick	4	77	19.3	59	0
Livers	3	86	28.7	60	1
Buffone	3	22	7.3	16	0
Schmidt	2	23	11.5	23	0
Rives	2	8	4.0	8	0
Plank	1	0	0.0	0	0
Games	1	0	0.0	0	0
Walterscheid	1	0	0.0	0	0
BEARS	17	216	12.7	60	1
OPPONENTS	28	312	11.1	63	1

KO RETURNS	No	Yds	Avg	Lg	TD
Baschnagel	20	455	22.8	36	0
Walterscheid	11	335	30.5	81	0
Games	10	240	24.0	37	0
Morgan	5	110	22.0	24	0
Schubert	4	80	20.0	27	0
Spivey	2	34	17.0	23	0
Earl	3	48	16.0	20	0
Skabinski	3	36	12.0	20	0
Latta	2	14	7.0	8	0
Muckensturm	1	6	6.0	6	0
BEARS	61	1358	22.3	81	0
OPPONENTS	52	1146	22.0	43	0

PUNT RET.	Ret	FC	Yds	Avg	Lg	TD
Schubert	27	21	229	8.5	73	1
Walterscheid	3	0	24	8.0	11	0
Livers	10	0	31	3.1	13	0
Baschnagel	1	1	2	2.0	2	0
BEARS	41	22	286	7.0	73	1
OPPONENTS	45	23	295	6.6	21	0

FGs	1-19	20-29	30-39	40-49	50+
B. Thomas	0/0	7/7	9/11	1/4	0/0
BEARS	0/0	7/7	9/11	1/4	0/0
OPPONENTS	0/0	4/4	6/8	6/7	0/0
B. Thomas	39G/32G/44G/38G/28G/27G/32G/25G/24G/44N/21G/27G/23G/33G/36G/39G/39H/45N/32G/37G/41N/39B				

DEFENSE	(Top 10)	T	S	A	FF	FR	PD	Sa	Int
Fenick	130	95	35	2	2	10	0	4	
Campbell	110	82	28	3	2	6	3	0	
Plank	70	52	18	5	3	4	0	1	
Hartenstine	70	44	26	2	3	2	0	0	
Hicks	67	51	16	0	1	3	0	0	
Rives	67	44	23	1	1	2	0	2	
Buffone	65	48	20	0	0	2	2	3	
Livers	61	55	6	1	1	9	0	3	
Schmidt	51	44	7	1	1	9	0	2	
Osborne	50	37	13	1	0	2	4	0	
Page	50	35	15	2	0	3	11	5	

SACKS: Page 11.5, Hart 7.5, Hartenstine 6.0, Osborne 4.0, Campbell 3.0, Buffone 2.0, Meyers 2.0, Rydahl 2.0, Herron 1.0, Shearer 1.0
TEAM 40.0, OPPONENTS 34.0

USUAL STARTERS

Offense	Defense	Team Stats	Bears	avg	rank
WR ... James Scott	RE ... Mike Hartenstine	Total Yards	4459	278.7	
LT ... Ted Albrecht	RT ... Alan Page	Rushing Yards	2526	157.9	
LG ... Noah Jackson	LT ... Jim Osborne	Passing Yards	1933	120.8	
C ... Dan Neal	LE ... Tommy Hart	Points Scored	253	15.8	
RG ... Revie Sorey	WLB ... Gary Campbell				
RT ... Dennis Lick	MLB ... T. Hicks/D. Rives	Total Yards	4680	292.5	
TE ... Greg Latta	SLB ... Doug Buffone	Rushing Yards	2174	135.9	
WR ... Golden Richards	RCB ... Virgil Livers	Passing Yards	2506	156.6	
QB ... Bob Avellini	LCB ... Terry Schmidt	Points Scored	274	17.1	
RB ... Walter Payton	SS ... Gary Fenick				
FB ... Roland Harper	FS ... Doug Plank				

1979 CHICAGO BEARS STATISTICS

Record: 10-6, .625

Second Place, NFC Central
Head Coach: Neill Armstrong

09/02	W	6-3	GREEN BAY	56,515
09/09	W	26-7	MINNESOTA	53,231
09/16	L	20-24	at Dallas	64,056
09/23	L	16-31	at Miami	66,011
09/30	L	13-17	TAMPA BAY	55,258
10/07	W	7-0	at Buffalo	73,383
10/14	L	7-27	NEW ENGLAND	54,128
10/21	L	27-30	at Minnesota	41,764
10/28	W	28-27	at San Francisco	42,773
11/04	W	35-7	DETROIT	50,108
11/11	W	27-23	L.A. RAMS	51,483
11/18	W	23-13	N.Y. JETS	52,635
11/22	L	0-20	at Detroit	66,219
12/02	W	14-0	at Tampa Bay	69,508
12/09	W	15-14	at Green Bay	54,207
12/16	W	42-6	ST. LOUIS	42,810
PLAYOFFS				
12/23	L	17-27	at Philadelphia	69,397

Bears		Opp
TOTAL FIRST DOWNS	262	272
Rushing	140	100
Passing	98	148
Penalty	24	24
3rd Down Made/Att	93/253	87/242
3rd Down Pct.	36.8	36.0
4th Down Made/Att	NA	NA
4th Down Pct.	NA	NA
POSSESSION AVG	NA	NA
TOTAL NET YARDS	4637	4506
Avg. Per Game	289.8	281.6
Total Plays	1028	1024
Avg. Per Play	4.5	4.4
NET YARDS RUSHING	2486	1978
Avg. Per Game	155.4	123.6
Total Rushes	627	519
NET YARDS PASSING	2151	2528
Avg. Per Game	134.4	158.0
Sacked/Yards Lost	31/278	47/380
Gross Yards	2429	2908
Att./Completions	373/195	458/222
Completion Pct.	52.3	48.5
Had Intercepted	16	29
PUNTS AVERAGE	93/37.5	90/37.6
NET PUNTING AVG	93/31.8	90/31.6
PENALTIES YARDS	100/816	104/864
FUMBLES/BALL LOST	21/13	25/14
TOUCHDOWNS	37	31
Rushing	17	9
Passing	16	21
Returns	4	1

PASSING	Att	Cmp	Yds	Cmp%	Yd/Att	TD	TD%	Int	Int%	Lg	Sack/Lost	Rating
Payton	255	134	1535	52.5	6.02	9	3.5	8	3.1	68	17/154	69.7
Evans	63	32	508	50.8	8.06	4	6.3	5	7.9	65	8/75	66.1
Avelline	51	27	310	52.9	6.08	2	3.9	3	5.9	54	6/49	59.9
Payton	1	1	54	100.0	54.00	1	100.0	0	0.0	54	0/0	158.3
Parsons	2	1	22	50.0	11.00	0	0.0	0	0.0	22	0/0	89.6
Baschnagel	1	0	0	0.0	0.00	0	0.0	0	0.0	0	0/0	39.6
BEARS	373	195	2429	52.3	6.51	16	4.3	16	4.3	68	31/278	69.2
OPPONENTS	458	222	2908	48.5	6.35	21	4.6	29	6.3	55	47/380	58.1

Score by Period	1	2	3	4	OT	Tot
BEARS	59	84	65	98	0	306
OPPONENTS	48	72	50	79	0	249

SCORING	TDs:Ru-Pa-RK-PAT	FG	S	Pts				
Payton	16	14	2	0	96			
B. Thomas	0	0	0	0	34/37	16/27	0	82
Williams	6	1	5	0	0	36		
Watts	4	0	3	1	0	24		
Scott	3	0	3	0	0	18		
Haschagel	2	0	2	0	0	12		
Richards	1	0	1	0	0	6		
Evans	1	1	0	0	0	6		
McClendon	1	1	0	0	0	6		
Schubert	1	0	0	1	0	6		
Schmidt	1	0	0	1	0	6		
Hicks	1	0	0	1	0	6		
Team	0	0	0	0	1	2		
BEARS	37	17	16	4	34/37	16/27	1	306
OPPONENTS	31	9	21	1	28/-	12/-	0	249

RUSHING	No	Yds	Avg	Lg	TD
Payton	369	1610	4.4	43	14
Williams	127	401	3.2	16	1
McClendon	37	160	4.3	33	1
Earl	35	132	3.8	12	0
Evans	12	72	6.0	17	1
Phipps	27	51	1.9	12	0
Deloplane	7	18	2.6	6	0
Buffone	1	14	14.0	14	0
Perrin	5	14	2.8	5	0
Skibinski	3	10	3.3	4	0
Avelline	3	10	3.3	5	0
Watts	1	-6	-6.0	-6	0
BEARS	627	2486	4.0	43	17
OPPONENTS	519	1978	3.8	61	9

RECEIVING	No	Yds	Avg	Lg	TD
Baschnagel	30	452	15.1	54	2
Watts	24	421	17.5	68	3
Scott	21	382	18.2	64	3
Williams	42	354	8.4	54	5
Payton	31	313	10.1	65	2
Latta	15	131	8.7	25	0
Richards	5	107	21.4	52	1
Cobb	6	91	15.1	33	0
Earl	8	56	7.0	19	0
Schubert	2	29	14.5	15	0
McClendon	6	27	4.5	13	0
Perrin	1	27	27.0	27	0
Buffone	1	22	22.0	22	0
Deloplane	2	13	6.5	15	0
Skibinski	1	4	4.0	4	0
BEARS	195	2429	12.5	68	16
OPPONENTS	222	2908	13.1	55	21

PUNTING	No	Yds	Avg	Net	TB	In	Lg	B
Parsons	92	3486	37.9	6	26	54	1	0
Team	1	0	0.0	0.0	0	0	0	0
BEARS	93	3486	37.5	6	26	54	1	0
OPPONENTS	90	3406	37.8	31.6	12	9	64	1

INTS	No	Yds	Avg	Lg	TD
Schmidt	6	44	7.3	20	1
Fencik	6	31	5.2	17	0
Hicks	3	85	28.3	66	1
Ellis	3	67	22.3	22	0
Plank	3	33	11.0	22	0
Livers	2	41	20.5	30	0
Buffone	2	11	5.5	11	0
Gaines	1	38	38.0	38	0
Campbell	1	32	32.0	32	0
Walterscheid	1	15	15.0	15	0
Muckensturm	1	5	5.0	5	0
BEARS	29	402	13.9	66	2
OPPONENTS	16	240	15.0	78	0

KO RETURNS	No	Yds	Avg	Lg	TD
Walterscheid	19	427	22.5	44	0
Baschnagel	12	260	21.7	32	0
Watts	14	289	20.6	83t	1
Schubert	2	45	22.5	27	0
Perrin	1	13	13.0	13	0
McClendon	1	12	12.0	12	0
Latta	1	8	8.0	8	0
Herron	1	0	0.0	0	0
BEARS	51	1054	20.7	83t	1
OPPONENTS	59	1252	21.2	56	0

PUNT RET.	Ret	FC	Yds	Avg	Lg	TD
Schubert	25	10	238	9.5	77t	1
Walterscheid	14	5	96	6.9	14	0
Baschnagel	0	3	0	0.0	-	0
BEARS	39	18	334	8.6	77t	1
OPPONENTS	54	12	404	7.5	77	0

FGs	1-19	20-29	30-39	40-49	50+
B. Thomas	1/1	4/7	9/11	2/7	0/1
BEARS	1/1	4/7	9/11	2/7	0/1
OPPONENTS	1/1	7/7	2/5	2/6	0/1
B. Thomas: (44N, 25G, 19G)(47N, 34G)(0)(30G, 32G, 36G)(34G, 42G)(29N, 44N)(0)(23G, 23G)(0)(51N, 27N)(38G, 35G)(24G)(31N)(0)(34G, 33G, 33N, 28N, 44G)(47N, 46N)					

DEFENSE	(Top 10)	T	S	A	FF	FR	PD	Sa	Int
Muckensturm	111	69	42	1	2	1	3.0	1	
Plank	108	72	36	4	1	7	0.0	3	
Hicks	103	73	30	0	1	9	0.0	6	
Campbell	92	63	29	1	1	2	4.0	1	
Page	74	49	25	0	1	1	10.0	0	
Hicks	74	48	26	1	2	2	0.0	3	
Hampton	70	48	22	1	2	3	4.5	0	
Osborne	66	54	12	0	2	1	10.5	0	
Hartenstine	60	40	20	1	1	1	8.0	0	
Walterscheid	57	44	13	2	1	3	4.0	1	
SACKS: Osborne 10.5, Page 10.0, Hartenstine 8.0, Hampton 4.5, Campbell 4.0, Walterscheid 4.0, Muckensturm 3.0, Games 1.0, Herron 1.0									
TEAM 47.0, OPPONENTS 31.0									

USUAL STARTERS

Offense		Defense		Team Stats		Bears		Opp		avg rank	
WR	... Scott/Watts	RE	... Mike Hartenstine	Total Yards	4637	289.8					
LT	... Ted Albrecht	RT	... Alan Page	Rushing Yards	2486	155.4					
LG	... Noah Jackson	LT	... Jim Osborne	Passing Yards	2151	134.4					
C	... Dan Neal	LE	... Dan Hampton	Points Scored	306	19.1					
RG	... Revie Sorey	WLB	... Gary Campbell								
RT	... Dennis Lick	MLB	... Tom Hicks								
TE	... Mike Tobb	SLB	... Jerry Muckensturm	Total Yards	4506	281.6					
WR	... Brian Baschnagel	RCB	... Virgil Livers	Rushing Yards	1978	123.6					
QB	... Mike Phipps	LCB	... Terry Schmidt	Passing Yards	2528	158.0					
RB	... Walter Payton	SS	... Gary Fencik	Points Scored	249	15.6					
FB	... Dave Williams	FS	... Doug Plank								

History

Bears All-Time Results

1980 CHICAGO BEARS STATISTICS

Record: 7-9, .438

Third Place, NFC Central
Head Coach: Neill Armstrong

09/07	L	6-12	ot	at Green Bay	54,381
09/14	W	22-3		NEW ORLEANS	63,523
09/21	L	14-34		MINNESOTA	59,983
09/28	L	3-38		at Pittsburgh	53,987
10/06	W	23-0		TAMPA BAY	61,350
10/12	L	7-13		at Minnesota	46,751
10/19	W	24-7		DETROIT	58,508
10/26	L	14-17		at Philadelphia	68,752
11/03	L	21-27		at Cleveland	83,224
11/09	W	35-21		WASHINGTON	57,159
11/16	L	6-10		HOUSTON	59,390
11/23	L	17-28		at Atlanta	49,164
11/27	W	23-17	ot	at Detroit	75,397
12/07	W	61-7		GREEN BAY	57,176
12/14	L	14-17	ot	CINCINNATI	48,808
12/20	W	14-13		at Tampa Bay	55,298

Bears Opp

TOTAL FIRST DOWNS	286	285
Rushing	139	111
Passing	121	149
Penalty	26	25
3rd Down: Made/Att	105/248	98/236
3rd Down Pct.	42.3	41.5
4th Down: Made/Att	NA	NA
4th Down Pct.	NA	NA
POSSESSION AVG	NA	NA
TOTAL NET YARDS	4835	4907
Avg Per Game	302.2	306.7
Total Plays	1016	1003
Avg Per Play	4.8	4.9
NET YARDS RUSHING	2440	2015
Avg Per Game	152.5	125.9
Total Rushes	579	506
NET YARDS PASSING	2395	2892
Avg Per Game	149.7	180.8
Sacked/Yards Lost	33/274	46/379
Gross Yards	2669	3271
Att. Completions	404/209	451/238
Completion Pct.	51.7	52.8
Had Intercepted	25	17
PUNTS AVERAGE	79.40.6	82.39.0
NET PUNTING AVG	79.32.8	82.34.6
PENALTIES/YARDS	100/842	129/1109
FUMBLES/BALL LOST	23/14	32/14
TOUCHDOWNS	38	32
Rushing	22	10
Passing	13	20
Returns	3	2

PASSING	Att	Cmp	Yds	Cmp%	Yd/Att	TD	TD%	Int	Int%	Lg	Sack/Lost	Rating
Evans	278	148	2039	53.2	7.33	11	4.0	16	5.8	89	26/205	66.1
Phipps	122	61	630	50.0	5.16	2	1.6	9	7.4	56	7/69	39.8
Payton	3	0	0	0.0	0.00	0	0.0	0	0.0	0	0/0	39.6
Parsons	1	0	0	0.0	0.00	0	0.0	0	0.0	0	0/0	39.6
BEARS	404	209	2669	51.7	6.61	13	3.2	25	6.2	89	33/274	57.6
OPPONENTS	451	238	3271	52.8	7.25	20	4.4	17	3.8	76	46/379	75.1

Score by Period	1	2	3	4	OT	Tot
BEARS	51	77	77	93	6	304
OPPONENTS	57	79	51	68	9	264

SCORING	TDs:Ru-Pa-RK-PAT	FG	S	Pts				
B. Thomas	0	0	0	0	35/37	15/18	0	74
Evans	8	8	0	0	0	0	0	48
Payton	7	6	1	0	0	0	0	42
Harper	5	5	0	0	0	0	0	30
Scott	3	0	3	0	0	0	0	18
Earl	3	0	3	0	0	0	0	18
Phipps	2	2	0	0	0	0	0	12
Fisher	2	0	2	0	0	0	0	12
Watts	2	0	2	0	0	0	0	12
Baschnagel	2	0	2	0	0	0	0	12
Page	1	0	0	1	1	8	8	6
Williams	1	0	0	1	0	0	0	6
Walterscheid	1	0	0	1	0	0	0	6
McClendon	1	0	0	1	0	0	0	6
BEARS	38	22	13	3	35/37	13/18	1	304
OPPONENTS	32	10	20	2	30/30	14/27	0	264

RUSHING	No	Yds	Avg	Lg	TD
Payton	317	1460	4.6	69	6
Harper	113	404	3.6	13	5
Evans	60	306	5.1	58	8
McClendon	10	88	8.8	48	1
Williams	26	57	2.2	14	0
Skibinski	13	54	4.2	8	0
Suhey	22	45	2.0	10	0
Phipps	15	38	2.5	9	2
Parsons	2	4	2.0	4	0
Watts	1	-16	-16.0	-16	0
BEARS	579	2440	4.2	69	22
OPPONENTS	506	2015	4.0	56	9

RECEIVING	No	Yds	Avg	Lg	TD
Scott	36	696	19.3	64	3
Watts	22	444	20.2	89	2
Baschnagel	28	396	14.1	37	2
Payton	46	367	8.0	54	1
Earl	18	223	12.4	28	3
Fisher	12	203	16.9	56	2
Williams	22	152	6.9	18	0
Haines	4	83	20.8	18	0
Suhey	7	60	8.6	21	0
Harper	7	31	4.4	16	0
Skibinski	5	18	3.6	8	0
Cobb	2	16	8.0	9	0
BEARS	209	2669	12.8	89	13
OPPONENTS	238	3271	13.7	76	20

PUNTING	No	Yds	Avg	Net	TB	In	Lg	B
Parsons	79	3207	40.6	32.8	10	16	61	0
BEARS	79	3207	40.6	32.8	10	16	61	0
OPPONENTS	82	3197	39.0	34.6	4	16	65	0

INTS	No	Yds	Avg	Lg	TD
Walterscheid	4	84	21.0	36	1
Campbell	3	36	12.0	15	0
Wilson	2	4	2.0	4	0
Muckensturm	2	2	1.0	2	0
Plank	1	20	20.0	20	0
Hicks	1	8	8.0	8	0
Fencik	1	8	8.0	8	0
Schmidt	1	0	0.0	0	0
Page	1	0	0.0	0	0
Ellis	1	0	0.0	0	0
BEARS	17	162	9.5	36	1
OPPONENTS	25	161	6.4	41	1

KO RETURNS	No	Yds	Avg	Lg	TD
Williams	27	666	24.7	95	1
Suhey	19	409	21.4	31	0
Fisher	3	32	10.7	15	0
Watts	1	12	12.0	12	0
Walterscheid	1	12	12.0	12	0
McClendon	1	11	11.0	11	0
Earl	1	11	11.0	11	0
Herron	1	5	5.0	5	0
Haines	1	0	0.0	0	0
Ulmer	1	-2	-2.0	-2	0
BEARS	56	1153	20.6	95	1
OPPONENTS	58	1251	21.6	54	0

PUNT RET.	Ret	FC	Yds	Avg	Lg	TD
Walterscheid	33	11	239	7.2	25	0
Watts	2	0	20	10.0	11	0
Suhey	1	0	4	4.0	4	0
Lusby	4	1	14	3.5	14	0
Plank	1	0	0	0.0	0	0
BEARS	41	12	277	6.8	25	0
OPPONENTS	46	7	415	9.0	56	0

FGs	1-19	20-29	30-39	40-49	50+
B. Thomas	1/1	5/5	4/8	3/4	0/0
BEARS	1/1	5/5	4/8	3/4	0/0
OPPONENTS	1/2	7/8	3/8	3/8	0/1
B. Thomas:(42G,34G)(37G,34G,38N)(28G,30G,32N,44G,29G)(18G,30N,47N)(35N)(0)(27G,22G)(41G)(24G)(0)(0)					

DEFENSE	T	S	A	FF	FR	PD	Sa	Int
Fencik	125	94	31	0	3	8	1.0	1
Campbell	121	88	33	1	2	3	3.0	3
Muckensturm	120	101	19	0	1	1	3.0	2
Hicks	107	83	24	0	0	1	1.0	1
Plank	81	53	28	2	3	0	0.0	1
Hampton	73	56	17	2	0	1	11.5	0
Walterscheid	71	53	18	2	1	1	1.0	4
Page	68	50	18	0	2	4	9.5	1
Hartenstein	66	54	12	1	0	4	6.0	0
Osborne	65	54	11	1	2	5	8.0	0
SACKS: Hampton 11.5, Page 9.5, Osborne 8.0, Hartenstein 6.0, Campbell 3.0, Muckensturm 3.0, Wilson 2.0, Fencik 1.0, Hicks 1.0, Walterscheid 1.0								
TEAM46.0, OPPONENTS 33.0								

USUAL STARTERS

Offense	Defense
WR ... James Scott	RE ... Mike Hartenstein
LT ... Ted Albrecht	RT ... Alan Page
LG ... Noah Jackson	LT ... Jim Osborne
C ... Dan Neal	LE ... Dan Hampton
RG ... Revie Sorey	WLB ... Gary Campbell
RT ... Dennis Lick	MLB ... Tom Hicks
TE ... Robin Earl	SLB ... Jerry Muckensturm
WR ... Brian Baschnagel	RCB ... Allan Ellis
QB ... Vince Evans	LCB ... Terry Schmidt
RB ... Walter Payton	SS ... Gary Fencik
FB ... Roland Harper	FS ... Doug Plank

RANKINGS

Team Stats	Bears	avg	rank
Total Yards	4835	302.2	
Rushing Yards	2440	152.5	
Passing Yards	2395	289.2	
Points Scored	304	17.6	
Total Yards	Opp	avg	rank
Total Yards	4507	306.7	
Rushing Yards	2015	125.9	
Passing Yards	2892	180.8	
Points Scored	264	16.5	

1981 CHICAGO BEARS STATISTICS

Record: 6-10, .375

Fifth Place, NFC Central
Head Coach: Neill Armstrong

09/06	L	9-16	GREEN BAY	62,411
09/13	L	17-28	at San Francisco	49,520
09/20	W	28-17	TAMPA BAY	60,130
09/28	L	7-24	L.A. RAMS	62,461
10/04	L	21-24	at Minnesota	43,827
10/11	L	7-24	WASHINGTON	57,683
10/19	L	17-48	at Detroit	71,273
10/25	W	20-17	ot SAN DIEGO	52,905
11/01	L	10-20	at Tampa Bay	63,688
11/08	W	16-13	ot at Kansas City	60,605
11/15	L	17-21	at Green Bay	55,338
11/22	L	7-23	DETROIT	50,082
11/26	L	9-10	at Dallas	63,499
12/06	W	10-9	MINNESOTA	50,766
12/13	W	23-6	at Oakland	40,384
12/20	W	35-24	DENVER	40,125

Bears Opp

TOTAL FIRST DOWNS	290
Rushing	126
Passing	126
Penalty	26
3rd Down Made/Att	95/208
3rd Down Pct	35.4
4th Down Made/Att	NA
4th Down Pct	NA
POSSESSION AVG	NA
TOTAL NET YARDS	4633
Avg. Per Game	289.6
Total Plays	1134
Avg. Per Play	4.1
NET YARDS RUSHING	2171
Avg. Per Game	135.7
Total Rushes	608
NET YARDS PASSING	2462
Avg. Per Game	153.9
Sacked Yards Lost	35/266
Gross Yards	2728
Att./Completions	489/222
Completion Pct.	45.4
Had Intercepted	23
PUNTS/AVERAGE	114/39.7
NET PUNTING AVG	33.3
PENALTIES YARDS	121/996
FUMBLES BALL LOST	37/17
TOUCHDOWNS	31
Rushing	13
Passing	14
Returns	4

Score by Period	1	2	3	4	OT	Tot
BEARS	41	71	55	80	6	253
OPPONENTS	83	83	63	95	0	324

SCORING	TDs:Ru-Pa-RK-PAT	FG	S	Pts
Roveto	0 0 0 0	19/20	10/10	49
Payton	8 6 2 0			48
Suhey	3 3 0 0			18
Evans	3 3 0 0			18
Baschnagel	3 0 3 0			18
Watts	3 0 3 0			18
Anderson	2 0 2 0			12
D. Williams	2 0 2 0			12
Thomas	0 0 0 0	2/3	2/3	8
Nielsen	0 0 0 0	8/8	0/2	8
Earl	1 0 1 0			6
Bell	1 0 0 1			6
J. Fisher	1 0 0 1			6
Margerum	1 0 1 0			6
Harper	1 1 0 0			6
Fencik	1 0 0 1			6
Harris	1 0 0 1			6
Plank	0 0 0 0			2
BEARS	31 13 14 4	29/31	12/23	1253
OPPONENTS	39 13 23 3	36/38	17/29	1324

RUSHING	No	Yds	Avg	Lg	TD
Payton	539	1222	3.6	39	6
Suhey	150	521	3.5	26	3
Evans	43	218	5.1	25	3
Harper	34	106	3.1	11	1
McClendon	30	74	2.5	17	0
D. Williams	2	19	9.5	14	0
Margerum	1	11	11.0	11	0
Baschnagel	1	10	10.0	10	0
Phipps	1	0	0.0	0	0
Avellini	3	-1	-0.3	0	0
Neal	1	-6	-6.0	-6	0
Parsons	1	-6	-6.0	-6	0
BEARS	608	2171	3.6	39	13
OPPONENTS	521	2146	4.1	59	13

RECEIVING	No	Yds	Avg	Lg	TD
Margerum	39	584	15.0	41	1
Baschnagel	34	554	16.3	72	3
Watts	27	465	17.2	42	3
Payton	41	379	9.2	30	2
Anderson	9	243	27.0	85	2
Suhey	33	168	5.1	15	0
D. Williams	18	126	7.0	14	2
Earl	10	118	11.8	24	1
B. Williams	3	32	10.7	16	0
Cobb	2	20	10.0	11	0
Harris	1	18	18.0	18	0
Harper	2	10	5.0	8	0
Zanders	1	7	7.0	7	0
McClendon	2	4	2.0	4	0
BEARS	222	2728	12.3	85	14
OPPONENTS	233	3527	15.1	94	23

PUNTING	No	Yds	Avg	Net	TB	In	Lg	B
Parsons	114	4531	39.7	NA	7	31	55	0
BEARS	114	4531	39.7	NA	7	31	55	0
OPPONENTS	98	3985	40.7	NA	10	15	67	0

INTS	No	Yds	Avg	Lg	TD
Fencik	6	121	20.2	69	1
Henderson	4	84	21.0	39	0
Schmidt	2	4	2.0	4	0
J. Fisher	2	3	1.5	3	0
Bell	1	92	92.0	92	1
Harris	1	44	44.0	44	1
Walterscheid	1	0	0.0	0	0
Singletary	1	-3	-3.0	-3	0
BEARS	18	345	19.2	92	3
OPPONENTS	23	385	16.7	50	2

KO RETURNS	No	Yds	Avg	Lg	TD
D. Williams	23	486	21.1	42	0
Moorehead	23	476	20.7	56	0
Baschnagel	2	34	17.0	23	0
J. Fisher	6	96	16.0	23	0
Frazier	6	77	12.8	15	0
B. Williams	1	35	35.0	35	0
B. Fisher	2	15	7.5	9	0
Anderson	1	-5	-5.0	-5	0
BEARS	64	1214	19.0	56	0
OPPONENTS	44	937	21.3	47	0

PUNT RET.	Ret	FC	Yds	Avg	Lg	TD
J. Fisher	43	20	509	11.8	88	1
Walterscheid	1	0	6	6.0	6	0
Plank	1	1	3	3.0	3	0
Baschnagel	0	3	0	0.0	0	0
BEARS	45	24	518	11.5	88	1
OPPONENTS	66	12	594	9.0	55	1

FGs	1-19	20-29	30-39	40-49	50+		
Roveto	0	1	6	7	2/3	2/7	0/0
Thomas	0	0	1	2	1/1	0/0	0/0
Nielsen	0	0	0	1	0/1	0/0	0/0
BEARS	0	1	7/10	3/5	2/7	0/0	
OPPONENTS	1/1	3/5	6/8	6/11	1/4		

DEFENSE	(Top 10)	T	S	A	FF	FR	PD	Sa	Int
Fencik	135	112	23	2	1	17	1.0	6	0
Wilson	81	65	16	2	3	3	0.0	0	0
Campbell	77	47	30	0	1	2	0.0	0	0
Singletary	72	60	12	1	0	4	0.0	1	0
Hampton	68	56	12	1	0	4	9.0	0	0
Plank	67	51	16	0	4	11	3.0	0	0
Harris	61	47	14	1	3	5	2.0	1	0
Page	61	49	12	0	1	4	9.0	0	0
Henderson	58	52	6	0	1	19	0.0	4	0
Kuz	57	42	18	0	0	2	0.0	0	0

SACKS: Page 9.0, Hampton 9.0, Osborne 4.0, Plank 3.0, Harris 2.0, Hattenstone 2.0, Fencik 1.0, Walterscheid 1.0

TEAM 31.0, OPPONENTS 35.0

PASSING	Att	Cmp	Yds	Cmp%	Yd/Att	TD	TD%	Int	Int%	Lg	Sack/Lost	Rating
Evans	436	195	2354	44.7	5.40	11	2.5	20	4.6	85	23/173	51.0
Phipps	17	11	171	64.7	10.06	2	11.8	0	0.0	43	5/41	138.7
Avellini	32	15	185	46.9	5.78	1	3.1	3	9.4	72	7/52	36.4
Baschnagel	1	1	18	100.0	18.00	0	0.0	0	0.0	0	0/0	118.8
Payton	2	0	0	0.0	0.00	0	0.0	0	0.0	0	0/0	39.6
Parsons	1	0	0	0.0	0.00	0	0.0	0	0.0	0	0/0	39.6
BEARS	469	222	2728	45.4	5.82	14	3.0	23	4.9	85	35/266	53.6
OPPONENTS	525	233	3527	44.4	6.72	23	4.4	18	3.4	91	31/279	67.6

USUAL STARTERS

Offense	Defense
WR ... Baschnagel/Watts	RE ... Al Harris
LT ... Ted Albrecht	RT ... Alan Page
LG ... Noah Jackson	LT ... Jim Osborne
C ... Dan Neal	LE ... Dan Hampton
RG ... Emanuel Zanders	WLB ... Gary Campbell
RT ... Keith Van Home	MLB ... Mike Singletary
TE ... Robin Earl	SLB ... Otis Wilson
WR ... Margeum/Baschnagel	RCB ... Reuben Henderson
CB ... Vnoe Evans	LCB ... Terry Schmidt
RB ... Walter Payton	SS ... Gary Fencik
FB ... Matt Suhey	FS ... Doug Plank

RANKINGS

Team Stats	Bears	avg	rank
Total Yards	4633	289.6	
Rushing Yards	2171	135.7	
Passing Yards	2462	153.9	
Points Scored	253	15.8	
Opp		avg	rank
Total Yards	5394	337.1	
Rushing Yards	2146	134.1	
Passing Yards	3248	203.0	
Points Scored	324	20.3	

History

Bears All-Time Results



1982 CHICAGO BEARS STATISTICS

Record: 3-6, .333

Fifth Place, NFC Central

Head Coach: Mike Ditka

09/12	L	10-17	at Detroit	71,337
09/19	L	0-10	NEW ORLEANS	56,600
11/21	W	20-17	DETROIT	46,783
11/28	L	7-35	at Minnesota	54,724
12/05	W	26-13	NEW ENGLAND	36,973
12/12	L	14-20	at Seattle	52,826
12/19	L	7-10	ST. LOUIS	43,270
12/26	W	34-26	at L.A. Rams	46,502
01/02	L	23-26	at Tampa Bay	68,112

Bears Opp

TOTAL FIRST DOWNS	153	166
Rushing	56	53
Passing	83	102
Penalty	14	11
3rd Down: Made/Att	47/128	36/119
3rd Down Pct.	36.7	30.3
4th Down: Made/Att	1/4	3/9
4th Down Pct.	25.0	33.3
POSSESSION AVG	NA	NA
TOTAL NET YARDS	2493	2851
Avg. Per Game	277.0	316.8
Total Plays	571	585
Avg. Per Play	4.4	4.9
NET YARDS RUSHING	988	902
Avg. Per Game	109.8	100.2
Total Rushes	276	261
NET YARDS PASSING	1505	1949
Avg. Per Game	167.2	216.6
Sacked/Yards Lost	33/244	30/240
Gross Yards	1749	2189
Att./Completions	262/141	294/164
Completion Pct.	53.8	55.8
Had Intercepted	11	13
PUNTS/AVERAGE	59/41.6	49/41.6
NET PUNTING AVG.	35.2	37.1
PENALTIES/YARDS	58/422	52/451
FUMBLES/BALL LOSS	16/8	20/7
TOUCHDOWNS	16	20
Rushing	5	4
Passing	10	14
Returns	1	2

PASSING	Att	Cmp	Yds	Cmp%	Yd/Att	TD	TD%	Int	Int%	Lg	Sack/Lost	Rating
McMahon	210	120	1501	57.1	7.15	9	4.3	7	3.3	50	27/196	80.1
Avellini	20	8	84	40.0	4.20	0	0.0	0	0.0	21	4/31	52.9
Evans	28	12	125	42.9	4.46	0	0.0	4	14.3	19	2/17	16.8
Payton	3	1	39	33.3	13.00	1	33.3	0	0.0	39	0/0	122.0
Baschnagel	1	0	0	0.0	0.00	0	0.0	0	0.0	0	0/0	39.6
BEARS	262	141	1749	53.8	6.68	10	3.8	11	4.2	50	33/244	69.9
OPPONENTS	294	164	2189	55.8	7.45	14	4.8	13	4.4	65	30/240	77.3

Score by Period	1	2	3	4	OT	Tot
BEARS	44	50	17	30	0	141
OPPONENTS	37	60	30	44	3	174

SCORING	Tds:Ru-Pa-RK-PAT	FG	S	Pts				
Moorehead	5	0	5	0	30			
Roveto	0	0	0	10/10	4/13	0	22	
B. Thomas	0	0	0	0	6/6	5/7	0	21
Margerum	3	0	3	0	0	0	18	
Suhey	3	3	3	0	0	0	18	
Baschnagel	2	0	2	0	0	0	12	
McMahon	1	1	0	0	0	0	6	
Payton	1	1	0	0	0	0	6	
Wilson	0	0	0	1	0	0	6	
Osborne	0	0	0	0	1	2	2	
BEARS	16	5	10	1	16	16	9/20	141
OPPONENTS	20	4	14	2	18	20	12/17	174

RUSHING	No	Yds	Avg	Lg	TD
Payton	148	596	4.0	26	1
Suhey	70	206	2.9	13	3
McMahon	24	105	4.4	11	1
McClendon	17	47	2.8	13	0
Gentry	4	21	5.3	9	0
Harper	3	7	2.3	8	0
C. Thomas	5	4	0.8	3	0
Moorehead	2	3	1.5	6	0
Evans	2	0	0.0	6	0
Watts	1	-1	-1.0	-1	0
BEARS	276	988	3.6	26	5
OPPONENTS	261	902	3.5	47	4

RECEIVING	No	Yds	Avg	Lg	TD
Moorehead	30	363	12.1	50	5
Suhey	36	333	9.3	45	0
Payton	52	311	9.7	40	0
Watts	8	217	27.1	40	0
Margerum	14	207	14.8	28	3
Baschnagel	12	194	16.2	39	2
Earl	4	56	14.0	18	0
Scott	2	44	22.0	27	0
Gentry	1	9	9.0	9	0
Harper	1	8	8.0	8	0
McClendon	1	7	7.0	7	0
BEARS	141	1749	12.4	50	10
OPPONENTS	164	2189	13.3	65	14

PUNTING	No	Yds	Avg	Net	TB	In	Lg	B
Parsons	58	2394	41.3		3	9	81	0
McMahon	1	59	59.0		0	0	59	0
BEARS	59	2453	41.6		3	9	81	0
OPPONENTS	49	2038	41.6		4	7	60	0

INTS	No	Yds	Avg	Lg	TD
Schmidt	4	39	9.8	29	0
Fisher	3	19	6.3	19	0
Wilson	2	39	19.5	39	1
Fencik	2	2	1.0	2	0
Frazier	2	0	0.0	0	0
BEARS	13	99	7.6	39	1
OPPONENTS	11	195	17.7	99	2

KO RETURNS	No	Yds	Avg	Lg	TD
Watts	14	330	23.6	36	0
Gentry	9	161	17.9	23	0
Fisher	7	102	14.6	20	0
Bell	1	14	14.0	14	0
Harper	2	10	5.0	10	0
Muckensturm	1	5	5.0	5	0
BEARS	34	622	18.3	36	0
OPPONENTS	30	537	17.9	32	0

PUNT RET.	Ret	FC	Yds	Avg	Lg	TD
Fisher	9	6	65	7.2	17	0
Gentry	15	5	77	5.1	16	0
BEARS	24	11	142	5.9	17	0
OPPONENTS	34	7	314	9.2	37	0

FGs	1-19	20-29	30-39	40-49	50+
Roveto	1/1	0/0	0/4	2/4	1/4
B. Thomas	1/1	0/0	1/2	3/3	0/1
BEARS	2/2	0/0	1/6	5/7	1/5
OPPONENTS	0/0	2/3	7/10	3/4	0/0

DEFENSE	(Top 10)	T	S	A	FF	FR	PD	Sa	Int
Fencik	82	52	30	0	0	0	5	0	2
Hampton	71	62	9	1	0	0	7	0	0
Singletary	71	61	10	1	1	2	1	0	0
Walterscheid	62	45	17	0	0	0	5	0	0
Wilson	40	31	9	0	0	1	2	0	2
Campbell	36	24	12	1	2	5	1	0	2
Frazier	31	28	3	1	1	12	1	0	2
Osborne	31	27	4	1	0	2	5	0	0
Schmidt	30	24	6	0	0	10	0	4	4
Fisher	29	23	6	0	0	2	0	3	3

SACKS: Hampton 7.0, Osborne 5.0, Hartenstein 4.5, McMichael 4.0, Harris 2.5, Wilson 2.0, Singletary 1.0, Campbell 1.0, Frazier 1.0, Bell 1.0, Herron 1.0

TEAM 30.0, OPPONENTS 33.0

USUAL STARTERS

Offense	Defense
WR ... Ken Margerum	RE ... Al Harris
LT ... Phil McKinley	RT ... Dan Hampton
LG ... Noah Jackson	LT ... Jim Osborne
C ... Dan Neal	LE ... Mike Hartenstein
RG ... Jeff Williams	WLB ... Gary Campbell
RT ... Keith Van Horn	MLB ... Mike Singletary
TE ... Emery Moorehead	SLB ... Otis Wilson
WR ... Brian Baschnagel	RCB ... Leslie Frazier
QB ... Jim McMahon	LCB ... Terry Schmidt
RB ... Walter Payton	SS ... Gary Fencik
FB ... Matt Suhey	FS ... Len Walterscheid

RANKINGS

Team Stats	Bears	avg	rank
Total Yards	2493	277.0	
Rushing Yards	988	109.8	
Passing Yards	1505	167.2	
Points Scored	141	15.7	
Opp			
Total Yards	2851	316.8	
Rushing Yards	902	100.2	
Passing Yards	1949	216.6	
Points Scored	174	19.3	

1983 CHICAGO BEARS STATISTICS

Record: 8-8, .500

T-Second Place, NFC Central

Head Coach: Mike Ditka

Date	W/L	Opponent	Score
09/04	L	ATLANTA	60,165
09/11	W	TAMPA BAY	58,186
09/18	L	at New Orleans	64,692
09/25	L	at Baltimore	34,350
10/02	W	DENVER	58,210
10/09	L	MINNESOTA	59,632
10/16	L	at Detroit	66,709
10/23	W	at Philadelphia	45,263
10/30	L	DETROIT	58,764
11/06	L	at L.A. Rams	53,010
11/13	W	PHILADELPHIA	47,524
11/20	W	at Tampa Bay	36,816
11/27	W	SAN FRANCISCO	40,483
12/04	L	at Green Bay	51,147
12/11	W	at Minnesota	57,880
12/18	W	GREEN BAY	35,807

Bears Opp

TOTAL FIRST DOWNS	308	286
Rushing	154	113
Passing	136	154
Penalty	18	19
3rd Down Made/Att	79/231	72/216
3rd Down Pct	34.2	33.3
4th Down Made/Att	14/22	8/14
4th Down Pct	63.6	57.1
POSSESSION AVG	NA	29.25
TOTAL NET YARDS	5830	5132
Avg. Per Game	364.4	320.8
Total Plays	1083	1023
Avg. Per Play	5.4	5.0
NET YARDS RUSHING	2727	2000
Avg. Per Game	170.4	125.0
Total Rushes	583	482
NET YARDS PASSING	3103	3132
Avg. Per Game	193.9	195.8
Sacked/Yards Lost	53/358	51/384
Gross Yards	3461	3516
Att./Completions	447/255	490/249
Completion Pct	57.0	50.8
Had Intercepted	21	22
PUNTS/AVERAGE	94/36.2	99/38.6
NET PUNTING AVG	94/31.7	99/32.1
PENALTIES/YARDS	107/869	86/687
FUMBLES/BALL LOST	26/14	37/17
TOUCHDOWNS	39	36
Rushing	14	20
Passing	21	15
Returns	4	1

PASSING	Att	Cmp	Yds	Cmp%	Yd/Att	TD	TD% Int	Int%	Lg	Sack/Lost	Rating	
McMahon	295	175	2184	59.3	7.40	12	4.1	13	4.4	87	42/266	77.7
Evans	145	76	1108	52.4	7.64	5	3.4	7	4.8	72	11/92	68.9
Payton	6	3	95	50.0	15.83	3	50.0	2	33.3	56	0/0	95.8
Suhay	1	1	74	100.0	74.00	1	100.0	0	0.0	74	0/0	158.3
BEARS	447	255	3461	57.0	7.74	21	4.7	22	4.9	87	53/358	77.1
OPPONENTS	490	249	3526	50.8	7.20	15	3.1	21	4.3	74	51/384	66.8

Score by Period	1	2	3	4	OT	Tot
BEARS	55	104	40	112	0	311
OPPONENTS	78	63	83	71	6	301

SCORING	TDs:Ru-Pa-RK-PAT	FG	S	Pt
B.Thomas	0 0 0 0	35/38	14/25	0 77
Payton	8 6 2 0	0	0	48
Gault	8 0 8 0	0	0	48
Suhay	5 4 1 0	0	0	30
McKinnon	5 0 4 1	0	0	30
McMahon	3 2 1 0	0	0	18
Moorehead	3 0 3 0	0	0	18
Margerum	2 0 2 0	0	0	12
Evans	1 1 0 0	0	0	6
Frazier	1 0 0 1	0	0	6
Hutchinson	1 1 0 0	0	0	6
Schmidt	1 0 0 1	0	0	6
Hartenstine	1 0 0 1	0	0	6
BEARS	39 14 21 4	35/38	14/25	0 311
OPPONENTS	36 20 15 1	34/36	17/23	0 301

RUSHING	No	Yds	Avg	Lg	TD
Payton	314	1421	4.5	49	6
Suhay	149	681	4.6	39	4
McMahon	55	307	5.6	32	2
Evans	22	142	6.5	27	1
Gentry	16	65	4.1	17	0
Gault	4	31	7.8	22	0
Parsons	1	27	27.0	27	0
C. Thomas	8	25	3.1	9	0
Hutchinson	6	13	2.2	5	1
Margerum	1	7	7.0	7	0
Moorehead	5	6	1.2	5	0
Baschnagel	2	2	1.0	2	0
BEARS	583	2727	4.7	49	14
OPPONENTS	482	2000	4.1	71	20

RECEIVING	No	Yds	Avg	Lg	TD
Gault	40	836	20.9	87	8
Payton	53	607	11.5	74	2
Moorehead	42	597	14.2	36	3
Suhay	49	429	8.8	52	1
Margerum	21	336	16.0	60	2
McKinnon	20	326	16.3	49	4
Saldi	12	119	9.9	16	0
Dunsmore	8	102	12.8	24	0
Baschnagel	5	70	14.0	24	0
McMahon	1	18	18.0	18	1
C. Thomas	2	13	6.5	7	0
Gentry	2	8	4.0	6	0
BEARS	255	3461	13.6	87	21
OPPONENTS	249	3526	14.2	74	15

PUNTING	No	Yds	Avg	Net	TB	In	Lg	B
Parsons	79	2916	36.9	5	22	54	0	0
Stachowicz	14	447	31.9	0	0	48	2	2
BEARS	94	3399	36.2	5	22	54	2	2
OPPONENTS	99	3821	38.6	10	25	60	1	1

INTS	No	Yds	Avg	Lg	TD
Frazier	7	135	19.3	56	1
Schmidt	5	31	6.2	32	1
Richardson	5	9	1.8	6	0
Fencik	2	34	17.0	20	0
Wilson	1	6	6.0	6	0
Singletary	1	0	0.0	0	0
BEARS	21	215	10.2	56	2
OPPONENTS	22	291	13.2	35	1

KO RETURNS	No	Yds	Avg	Lg	TD
Gault	13	276	21.2	38	0
Hutchinson	17	259	15.2	28	0
Gentry	7	130	18.6	28	0
Watts	5	79	15.8	21	0
Duerson	3	66	22.0	24	0
Baschnagel	3	42	14.0	19	0
McKinnon	2	42	21.0	25	0
BEARS	58	953	16.4	38	0
OPPONENTS	66	1229	18.6	61	0

PUNT RET.	Ret	FC	Yds	Avg	Lg	TD
McKinnon	34	3	316	9.3	59	1
Fisher	13	3	71	5.5	11	0
Gault	9	1	61	6.8	12	0
BEARS	56	7	448	8.0	59	1
OPPONENTS	44	13	322	7.3	34	0

FGs	1-19	20-29	30-39	40-49	50+
B. Thomas	1/1	9/9	0/4	3/6	1/5
BEARS	1/1	9/9	0/4	3/6	1/5
OPPONENTS	1/1	7/7	7/8	2/6	0/1

DEFENSE	(Top 10)	T	S	A	FF	FR	PD	Sa	Int
Singletary	147	120	27	1	4	7	3	5	1
Bell	115	92	23	1	1	6	3	0	0
Wilson	103	87	16	2	0	7	1	0	1
Hartenstine	71	56	15	3	1	4	12	0	0
Richardson	69	58	11	0	1	20	0	5	0
Osborne	61	48	13	5	1	2	5	0	0
Frazier	60	52	8	0	1	21	0	7	0
Harris	57	48	9	0	2	0	7	0	0
Duerson	51	41	10	1	0	4	0	0	0
Hampton	47	40	7	0	0	4	5	0	0
SACKS:	Hartenstine 12.0, McMichael 8.5, Harris 7.0, Hampton 5.0, Osborne 5.0, Singletary 3.5, Bell 3.0, Dent 3.0, Cabral 1.0, Campbell 1.0, Keys 1.0	TEAM 51.0, OPPONENTS 53.0							

USUAL STARTERS

Offense	Defense
WR ... Willie Gault	RE ... Dan Hampton
LT ... Jim Covert	RT ... McMichael
LG ... Noah Jackson	LT ... Jim Osborne
C ... Jay Hilgenberg	LE ... Mike Hartenstine
RG ... Kurt Becker	WLB ... Al Harris
RT ... Keith Van Home	MLB ... Mike Singletary
TE ... Emery Moorehead	SLB ... Otis Wilson
WR ... Ken Margerum	RCB ... Leslie Frazier
QB ... Jim McMahon	LCB ... Mike Richardson
RB ... Walter Payton	SS ... Todd Bell
FB ... Matt Suhay	FS ... Gary Fencik

RANKINGS

Team Stats	Bears	avg	rank
Total Yards	5830	364.4	
Rushing Yards	2727	170.4	
Passing Yards	3103	193.9	
Points Scored	311	19.4	
	Opp	avg	rank
Total Yards	5132	320.8	
Rushing Yards	2000	125.0	
Passing Yards	3228	195.8	
Points Scored	301	18.8	

History

Bears All-Time Results

1984 CHICAGO BEARS STATISTICS

Record: 10-6, .625

First Place, NFC Central
Head Coach: Mike Ditka

09/02	W	34-14	TAMPA BAY	58,789
09/09	W	27-0	DENVER	54,335
09/16	W	9-7	at Green Bay	55,795
09/23	L	9-38	at Seattle	61,520
09/30	L	14-23	DALLAS	63,623
10/07	W	20-7	NEW ORLEANS	53,752
10/14	L	21-38	at St. Louis	49,554
10/21	W	44-9	at Tampa Bay	60,003
10/28	W	16-7	MINNESOTA	57,517
11/04	W	17-6	L.A. RAIDERS	59,858
11/11	L	13-29	at L.A. Rams	62,021
11/18	W	16-14	DETROIT	54,911
11/25	W	34-4	at Minnesota	56,881
12/03	L	7-20	at San Diego	45,470
12/09	L	14-20	GREEN BAY	59,374
12/16	W	30-13	at Detroit	53,252
PLAYOFFS				
12/30	W	23-19	at Washington	55,431
01/06	L	0-23	at San Francisco	61,040

Bears

TOTAL FIRST DOWNS	297	Opp	216
Rushing	164		72
Passing	115		122
Penalty	18		22
3rd Down: Made/Att	105/256		55/209
3rd Down Pct	41.0		26.3
4th Down: Made/Att	9/23		2/11
4th Down Pct	39.1		18.2
POSSESSION AVG	NA		NA
TOTAL NET YARDS	5437		3860
Avg. Per Game	339.8		241.3
Total Plays	1100		895
Avg. Per Play	4.9		4.4
NET YARDS RUSHING	2974		1377
Avg. Per Game	185.9		86.1
Total Rushes	674		378
NET YARDS PASSING	2463		2486
Avg. Per Game	153.9		155.4
Sacked/Yards Lost	36/232		72/583
Gross Yards	2695		3069
Att. Completions	390/226		453/197
Completion Pct	57.9		45.3
Had Intercepted	15		21
PUNTS/AVERAGE	85/39.2		100/41.3
NET PUNTING AVG	85/35.3		100/34.3
PENALTIES/YARDS	114/851		86/698
FUMBLE/BALL LOST	31/16		33/13
TOUCHDOWNS	37		29
Rushing	22		10
Passing	14		14
Returns	1		5

PASSING	Att	Cmp	Yds	Cmp%	Yd/Att	TD	TD%	Int	Int%	Lg	Sack/Loss	Rating
McMahon	143	85	1146	59.4	8.01	8	5.6	2	1.4	61	10/48	97.8
Fuller	78	53	595	67.9	7.63	3	3.8	0	0.0	30	7/41	103.1
Lisch	85	43	413	50.6	4.86	0	0.0	6	7.1	23	13/91	54.9
Avellini	57	30	288	56.6	5.43	0	0.0	3	5.7	50	5/43	48.1
Landry	21	11	199	52.4	9.48	1	4.8	3	14.3	55	0/0	62.8
Payton	8	3	47	37.5	5.88	2	40.0	0	0.0	17	0/0	66.9
Baschnagel	2	1	7	50.0	3.5	0	0.0	1	50.0	7	0/0	43.9
BEARS	390	226	2695	57.9	6.91	14	3.6	15	3.8	61	36/232	75.3
OPPONENTS	434	197	3069	45.4	7.07	14	3.2	21	4.8	88	72/583	60.0

Score by Period	1	2	3	4	OT	Tot
BEARS	91	107	62	65	0	325
OPPONENTS	33	73	53	89	0	248

SCORING	Tds	Ru	Pa	RR	PAT	FG	S	Pts
B Thomas	0	0	0	0	35/37	22/28	0	101
Payton	11	11	0	0	0	0	0	66
Subey	6	4	2	0	0	0	0	36
Gault	6	0	6	0	0	0	0	36
McKinnon	3	0	3	0	0	0	0	18
McMahon	2	2	0	0	0	0	0	12
Fuller	1	1	0	0	0	0	0	6
Landry	1	1	0	0	0	0	0	6
Bell	1	0	0	1	0	0	0	6
Gentry	1	1	0	0	0	0	0	6
Hutchinson	1	1	0	0	0	0	0	6
C. Thomas	1	1	0	0	0	0	0	6
Anderson	1	0	1	0	0	0	0	6
Dunsmore	1	0	1	0	0	0	0	6
Moorehead	1	0	1	0	0	0	0	6
BEARS	37	22	14	1	35/37	22/28	1	325
OPPONENTS	29	10	14	5	26/29	16/21	0	248

RUSHING	No	Yds	Avg	Lg	TD
Payton	45	368	8.2	31	0
Subey	124	424	3.4	21	4
McMahon	39	276	7.1	30	2
C. Thomas	40	186	4.7	37	1
Lisch	18	121	6.7	31	0
Fuller	15	89	5.9	26	1
Gentry	21	79	3.8	22	1
Jordan	11	70	6.4	29	0
Hutchinson	14	39	2.8	6	0
McKinnon	2	12	6.0	21	0
Avellini	3	-5	-1.7	0	0
Moorehead	1	-2	-2.0	0	0
BEARS	674	2974	4.4	72	22
OPPONENTS	378	1377	3.6	44	10

RECEIVING	No	Yds	Avg	Lg	TD
Payton	45	368	8.2	31	0
Subey	41	309	7.5	23	2
Gault	34	587	17.3	61	6
McKinnon	30	434	14.5	32	3
Moorehead	29	497	17.1	50	1
Dunsmore	9	106	11.8	25	1
Saldn	9	90	10.0	20	0
C. Thomas	9	39	4.3	9	0
Baschnagel	6	53	8.8	17	0
Gentry	4	29	7.3	13	0
Anderson	3	77	25.7	49	1
Kienk	2	31	15.5	24	0
McMahon	1	42	42.0	42	0
Cameron	1	13	13.0	13	0
Cabal	1	7	7.0	7	0
BEARS	226	2695	11.9	61	14
OPPONENTS	197	3069	15.6	88	14

PUNTING	No	Yds	Avg	Net	TB	In	Lg	B
Finzer	83	3328	40.1		4	26	87	2
Team	2	0	0.0	0.0	0	0	0	0
BEARS	85	3328	39.2		4	26	87	2
OPPONENTS	100	4130	41.3		7	12	62	0

INTS	No	Yds	Avg	Lg	TD
Fencik	5	102	20.4	61	0
Frazier	5	89	17.8	33	0
Bell	4	46	11.5	36	1
Richardson	2	7	3.5	7	0
Harris	1	34	34.0	34	0
Gayle	1	1	1.0	1	0
Duerson	1	9	9.0	9	0
Singletary	1	4	4.0	4	0
Schmidt	1	0	0.0	0	0
BEARS	21	290	13.8	61	1
OPPONENTS	15	241	16.1	66	3

KO RETURNS	No	Yds	Avg	Lg	TD
Cameron	26	485	18.7	40	0
Gentry	11	209	19.0	33	0
Duerson	5	95	19.0	26	0
Bell	1	35	35.0	35	0
Jordan	5	62	12.4	22	0
Gault	1	12	12.0	12	0
BEARS	49	898	18.3	40	0
OPPONENTS	68	1443	21.2	97	1

PUNT RET.	Ret	FC	Yds	Avg	Lg	TD
Fisher	58	11	492	8.5	28	0
Duerson	1	0	4	4.0	4	0
McKinnon	5	0	62	12.4	18	0
BEARS	64	11	558	8.7	28	0
OPPONENTS	41	12	249	6.1	21	0

FGs	1-19	20-29	30-39	40-49	50+
B Thomas	3/3	6/7	5/6	6/9	2/3
BEARS	3/3	6/7	5/6	6/9	2/3
OPPONENTS	0/0	6/6	1/2	8/11	1/2

DEFENSE	(Top 10)	T	S	A	FF	FR	PD	Sa	Int	
Singletary	116	81	35	3	1	4	3.5	1		
Fencik	103	82	21	0	1	9	1.0	5		
Bell	77	58	19	1	2	5	4.5	4		
Harris	68	52	16	0	0	6	2.0	1		
Wilson	61	47	14	1	0	3	7.5	0		
Hampton	54	40	14	1	3	2	11.5	0		
McMichael	42	30	12	0	0	2	10.0	0		
Dent	39	31	8	4	1	1	17.5	0		
Richardson	36	31	5	0	1	3	10.0	2		
Hartenstine	36	24	12	2	2	0	6.0	0		
SACKS:	Dent 17.5, Hampton 11.5, McMichael 10.0, Wilson 7.5, Hartenstine 6.0, Bell 4.5, Singletary 3.5, Duerson 3.0, Keyz 2.5, Harris 2.0, Waechter 2.0, Fencik 1.0, Osborne 1.0									
TEAM 48.0, OPPONENTS 17.0										

USUAL STARTERS

Offense	Defense
WR ... Willie Gault	RE ... Richard Dert
LT ... Jim Covert	RT ... Dan Hampton
LG ... Mark Bortz	LT ... Steve McMichael
C ... Jay Hilgenberg	LE ... Mike Hartenstine
RG ... Kurt Becker	WLB ... Al Harris
RT ... Keith Van Horn	MLB ... Mike Singletary
TE ... Emery Moorehead	SLB ... Otis Wilson
WR ... Dennis McKinnon	RCB ... Leslie Frazier
QB ... Steve Fuller	LCB ... Mike Richardson
RB ... Walter Payton	SS ... Todd Bell
FB ... Matt Suhey	FS ... Gary Fencik

RANKINGS

Team Stats	Bears	avg	rank
Total Yards	5437	339.8	
Rushing Yards	2974	185.9	
Passing Yards	2463	153.9	
Points Scored	325	20.3	
Opp	avg	rank	
Total Yards	3860	241.3	
Rushing Yards	1377	86.1	
Passing Yards	2486	155.4	
Points Scored	248	15.5	

1985 CHICAGO BEARS STATISTICS

Record: 15-1, .938

First Place, NFC Central
Head Coach: Mike Ditka

09/08	W	38-28	TAMPA BAY	57,828
09/15	W	20-7	NEW ENGLAND	60,533
09/19	W	33-24	at Minnesota	61,242
09/29	W	45-10	WASHINGTON	63,708
10/06	W	27-19	at Tampa Bay	51,795
10/13	W	26-10	at San Francisco	60,523
10/21	W	23-7	GREEN BAY	65,095
10/27	W	27-9	MINNESOTA	63,815
11/03	W	16-10	at Green Bay	55,343
11/10	W	24-3	DETROIT	53,467
11/17	W	44-0	at Dallas	63,855
11/24	W	36-0	ATLANTA	61,769
12/02	L	24-38	at Miami	75,594
12/08	W	17-10	INDIANAPOLIS	59,997
12/14	W	19-6	at New York Jets	74,752
12/22	W	37-17	at Detroit	74,042

PLAYOFFS

01/05	W	21-0	N. Y. GIANTS	62,076
01/12	W	24-0	L. A. RAMS	63,522
01/26	W	46-10	New England	73,818 (SB XX in Orleans)

Score by Period	1	2	3	4	OT	Tot
BEARS	67	144	123	122	0	456
OPPONENTS	50	77	34	37	0	198

SCORING	TDs:Ru-Pa-RK-PAT	FG	S	Pts
Butler	0 0 0 0	51/51	31/38	0 144
Payton	11 9 2 0			0 66
McKinnon	7 0 7 0			0 42
Fuller	5 5 0 0			0 30
McMahon	4 3 1 0			0 24
Thomas	4 4 0 0			0 24
Gentry	3 2 0 1			0 18
Perry	3 2 1 0			0 18
Suhay	2 1 1 0			0 12
Margerum	2 0 2 0			0 12
Gault	2 0 1 1			0 12
Wilson	1 0 0 1			1 8
Dent	1 0 0 1			0 6
Frazier	1 0 0 1			0 6
Wrightman	1 0 1 0			0 6
Rivera	1 0 0 1			0 6
Moorhead	1 0 0 1			0 6
Sanders	1 1 0 0			0 6
Richardson	1 0 0 1			0 6
McMichael	0 0 0 0			1 2
Waechter	0 0 0 0			1 2
BEARS	51 27 17 7	51/51	31/38	3 456
OPPONENTS	23 6 16 1	22/23	12/19	1 198

RUSHING	No	Yds	Avg	Lg	TD
Payton	324	1551	4.8	40	9
Suhay	115	471	4.1	17	1
McMahon	47	252	5.4	19	3
Gentry	30	160	5.3	21	2
Thomas	31	125	4.0	17	4
Sanders	25	104	4.2	28	1
Fuller	24	77	3.2	19	5
Gault	5	18	3.6	11	0
Perry	5	7	1.4	2	2
Tomczak	2	3	1.5	3	0
McKinnon	1	0	0.0	0	0
Margerum	1	-7	-7.0	-7	0
BEARS	610	2761	4.5	40	27
OPPONENTS	359	1319	3.7	37	6

RECEIVING	No	Yds	Avg	Lg	TD
Payton	49	483	9.9	65	2
Moorhead	35	481	13.7	25	1
Gault	33	704	21.3	70	1
Suhay	33	295	8.9	35	1
McKinnon	31	555	17.9	48	7
Wrightman	24	407	17.0	49	1
Margerum	17	190	11.2	20	2
Gentry	5	77	15.4	30	0
Thomas	5	45	9.0	15	0
Maness	1	34	34.0	34	0
McMahon	1	13	13.0	13	1
Sanders	1	9	9.0	9	0
Anderson	1	6	6.0	6	0
Perry	1	4	4.0	4	1
BEARS	237	3303	13.9	70	17
OPPONENTS	249	3299	13.2	90	16

PUNTING	No	Yds	Avg	Net	TB	In	Lg	B
Butler	68	2870	42.2	35.1	14	18	69	0
Team	1	0	0.0	0.0	0	0	0	1
BEARS	69	2870	41.6	35.1	14	18	69	1
OPPONENTS	90	3639	40.4	33.5	6	11	75	1

INTS	No	Yds	Avg	Lg	TD
Frazier	6	119	19.8	33	1
Duerson	5	58	11.6	25	0
Fencik	5	38	7.6	22	0
Marshall	4	27	5.4	14	0
Richardson	4	174	43.5	90	1
Wilson	3	35	11.7	23	1
Taylor	3	28	9.3	18	0
Dent	2	10	5	9	1
Singletary	1	23	23.0	23	0
Rivera	1	4	4.0	4	0
BEARS	34	512	15.1	90	4
OPPONENTS	46	99	2.2	43	1

KO RETURNS	No	Yds	Avg	Lg	TD
Gault	22	577	26.2	99	1
Gentry	18	466	25.9	94	1
Taylor	1	18	18.0	18	0
McKinnon	1	16	16.0	16	0
Sanders	1	10	10.0	10	0
Marshall	0	2	0.0	2	0
BEARS	43	1089	25.3	99	2
OPPONENTS	78	1827	23.4	58	0

PUNT RET.	Ret	FC	Yds	Avg	Lg	TD
Taylor	25	8	198	7.9	21	0
Ortego	17	2	158	9.3	23	0
Duerson	6	0	47	7.8	11	0
Gentry	0	0	47	0.0	47	0
McKinnon	4	0	44	11.0	11	0
Maness	2	0	9	4.5	5	0
BEARS	54	10	503	9.3	47	0
OPPONENTS	24	9	203	8.5	29	0

FGs	1-19	20-29	30-39	40-49	50+
Butler	2/2	13/13	13/14	3/6	0/3
BEARS	2/2	13/13	13/14	3/6	0/3
OPPONENTS	1/1	2/3	5/6	3/5	1/4

DEFENSE	(Top 10)	T	S	A	FF	FR	PD	Sa	Int
Fencik	118	98	20	0	1	15	0	0	5
Singletary	113	89	24	0	3	5	3	0	1
Marshall	78	60	18	2	1	4	6	0	4
Wilson	69	54	15	0	2	5	11	5	3
Duerson	64	55	9	1	1	10	2	0	5
Frazier	52	45	7	0	0	22	0	6	6
McMichael	44	39	5	0	1	2	8	0	0
Richardson	41	37	4	2	1	25	0	4	4
Dent	38	33	5	7	2	7	17	0	2
Hampton	32	26	6	2	3	4	5	5	0
SACKS:	Dent 17.0, Wilson 11.5, McMichael 8.0, Marshall 6.0, Hampton 5.5, Perry 5.0, Singletary 3.0, Waechter 2.5, Duerson 2.0, Keys 2.0, Hartenstein 1.0, Rivera 0.5								
TEAM 64.0, OPPONENTS 43.0									

PASSING	Att	Cmp	Yds	Cmp%	Yd/Att	TD	TD%	Int	Int%	Lg	Sack/Lost	Rating	
McMahon	313	178	2392	56.9	7.64	15	4.8	11	3.5	70	26	125	82.8
Fuller	107	53	777	49.5	7.26	1	0.9	5	4.7	69	17	102	57.0
Payton	5	3	96	60.0	19.2	1	20.0	0	0.0	50	0	143.8	
Tomczak	6	2	33	33.3	5.5	0	0.0	0	0.0	24	0	52.8	
Butler	1	1	5	100.0	5.0	0	0.0	0	0.0	5	0	96.1	
BEARS	432	237	3305	54.9	7.65	17	3.9	16	3.7	70	43	227	75.6
OPPONENTS	522	249	3299	47.7	6.3	16	3.1	34	6.5	90	64	483	52.4

USUAL STARTERS

Offense
WR ... Willie Gault
LT ... Jim Covert
LG ... Mark Bortz
C ... Jay Hilgenberg
RG ... Tom Thayer
RT ... Keith Van Home
TE ... Emory Moorhead
WR ... Dennis McKinnon
QB ... Jim McMahon
RB ... Walter Payton
FB ... Matt Suhay

Defense
RE ... Richard Dent
RT ... William Perry
LT ... Steve McMichael
LE ... Dan Hampton
WLB ... Wilbur Marshall
MLB ... Mike Singletary
SLB ... Otis Wilson
RCB ... Leslie Frazier
LCB ... Mike Richardson
SS ... Dave Duerson
FS ... Gary Fencik

RANKINGS

Team Stats	Bears	avg	rank
Total Yards	5837	364.8	
Rushing Yards	2761	172.6	
Passing Yards	3076	192.3	
Points Scored	456	28.5	
Opp	avg	rank	
Total Yards	4135	258.4	
Rushing Yards	1319	82.4	
Passing Yards	2816	176.0	
Points Scored	198	12.4	

History

Bears All-Time Results

1986 CHICAGO BEARS STATISTICS

Record: 14-2, .875

First Place, NFC Central

Head Coach: Mike Ditka

09/07	W	41-31	CLEVELAND	66,030
09/14	W	13-10	PHILADELPHIA	65,130
09/22	W	25-12	at Green Bay	55,527
09/28	W	44-7	at Cincinnati	55,146
10/05	W	23-0	MINNESOTA	63,921
10/12	W	20-7	at Houston	46,026
10/19	L	7-23	at Minnesota	62,851
10/26	W	13-7	DETROIT	62,604
11/03	L	17-20	L.A. RAMS	64,877
11/9	W	23-3	at Tampa Bay	70,097
11/16	W	13-10	at Atlanta	55,520
11/23	W	12-10	GREEN BAY	59,291
11/30	W	13-10	PITTSBURGH	61,425
12/07	W	48-14	TAMPA BAY	52,746
12/15	W	16-13	at Detroit	75,602
12/21	W	24-10	at Dallas	57,256
PLAYOFFS				
01/03	L	13-27	WASHINGTON	65,141

Bears		Opp
TOTAL FIRST DOWNS	305	241
Rushing	166	67
Passing	118	151
Penalty	21	23
3rd Down: Made/Att	77/207	74/228
3rd Down Pct.	37.0	32.0
4th Down: Made/Att	5/12	11/21
4th Down Pct.	42.0	52.0
TOTAL NET YARDS	5459	4130
Avg. Per Game	341.2	258.1
Total Plays	1045	1002
Avg. Per Play	5.2	4.1
NET YARDS RUSHING	2700	1463
Avg. Per Game	168.8	91.4
Total Rushes	606	427
NET YARDS PASSING	2759	2667
Avg. Per Game	172.4	166.7
Sacked/Yards Lost	24/153	62/503
Gross Yards	2912	3170
Att. Completions	415/208	513/243
Completion Pct.	50.1	47.4
Had Intercepted	25	31
PUNTS/AVERAGE	70/40.7	100/40.9
NET PUNTING AVG.	70/36.9	100/33.5
PENALTIES/YARDS	98/765	110/861
FUMBLES/BALL LOST	36/22	27/16
TOUCHDOWNS	38	20
Rushing	21	4
Passing	12	12
Returns	5	4

PASSING	Att	Cmp	Yds	Cmp%	Yd/Att	TD	TD%	Int	Int%	Lg	Sack/Lost	Rating
Tomczak	151	74	1105	49.0	7.32	2	1.3	10	6.6	85	4/30	50.2
McMahon	150	77	995	51.3	6.63	5	3.3	8	5.3	58	6/40	61.4
Fuller	64	34	451	53.1	7.05	2	3.1	4	6.3	50	8/53	60.1
Flutie	46	23	361	50.0	7.85	3	6.5	2	4.3	58	6/30	80.1
Payton	4	0	0	0.0	0.00	0	0.0	1	25.0	0	0/0	00.0
BEARS	415	208	2912	50.1	7.02	12	2.9	25	6.0	85	24/153	57.6
OPPONENTS	513	243	3170	47.7	6.18	12	2.3	31	6.0	65	65/503	49.9

Score by Period	1	2	3	4	OT	Tot
BEARS	88	84	82	92	6	352
OPPONENTS	35	36	65	51	0	187

SCORING	Tds:Ru-Pa-RK-PAT	FG	S	Pts
Butler	0 0 0 0	36/37	28/41	120
Payton	11 8 3 0			66
Gault	5 0 5 0			30
Sanders	5 5 0 0			30
Gentry	3 1 0 2			18
Tomczak	3 3 0 0			18
Marshall	2 0 0 2			12
Ortego	2 0 2 0			12
Suhey	2 2 0 0			12
Anderson	1 0 1 0			6
Barnes	1 0 0 1			6
Flutie	1 1 0 0			6
McMahon	1 1 0 0			6
Moorehead	1 0 1 0			6
Hampton	0 0 0 0			1
McMichael	0 0 0 0			1
BEARS	38 21 12 5	36/38	28/41	2 352
OPPONENTS	20 4 12 4	19/20	16/22	0 187

RUSHING	No	Yds	Avg	Lg	TD
Payton	321	1333	4.2	41	8
Suhey	84	270	3.2	17	2
Sanders	27	224	8.3	75	5
Thomas	56	224	4.0	23	0
McMahon	22	152	6.9	23	1
Anderson	35	146	4.2	23	0
Tomczak	23	117	5.1	16	3
Gentry	11	103	9.4	29	1
Gault	8	79	9.9	33	0
Flutie	9	36	4.0	19	1
Fuller	8	30	3.8	10	0
Perry	1	-1	-1.0	-1	0
Buford	1	-13	-13.0	-13	0
BEARS	606	2700	4.5	75	21
OPPONENTS	427	1463	3.4	33	4

RECEIVING	No	Yds	Avg	Lg	TD
Gault	42	818	19.5	53	5
Payton	37	382	10.3	57	3
Moorehead	26	390	15.0	85	1
Suhey	24	235	9.8	58	0
Ortego	23	430	18.7	58	1
Wrightman	22	241	11.0	29	0
Gentry	19	238	12.5	41	0
Anderson	4	80	20.0	58	1
Barnes	4	54	13.5	14	0
Thomas	4	18	4.5	18	0
Sanders	2	18	9.0	18	0
Bortz	1	8	8.0	8	0
BEARS	208	2912	14.0	85	12
OPPONENTS	243	3170	13.0	65	12

PUNTING	No	Yds	Avg	Net	TB	In	Lg	B
Buford	69	2850	41.3		8	19	59	1
BEARS	70	2850	40.7	36.9	8	19	59	1
OPPONENTS	100	4090	40.9	33.5	13	17	59	1

INTS	No	Yds	Avg	Lg	TD
Richardson	7	69	9.9	32	0
Duerson	6	139	23.2	38	0
Marshall	5	68	13.6	58	1
Fencik	3	37	12.3	24	0
Jackson	3	0	0.0	0	0
Wilson	2	31	15.5	21	0
McMichael	1	5	5.0	5	0
Gayle	1	13	13.0	13	0
Singletary	1	3	3.0	3	0
Phillips	1	6	6.0	6	0
Bell	1	-1	-1.0	-1	0
BEARS	31	370	11.9	58	1
OPPONENTS	25	115	4.6	22	1

KO RETURNS	No	Yds	Avg	Lg	TD
Gentry	20	576	28.8	91	1
Sanders	22	399	18.1	44	0
Anderson	4	26	6.5	13	0
Barnes	3	94	31.3	85	1
Gault	1	20	20.0	20	0
BEARS	50	1115	22.3	91	2
OPPONENTS	64	1376	21.5	55	0

PUNT RET.	Ret	FC	Yds	Avg	Lg	TD
Barnes	57	9	482	8.5	35	0
BEARS	57	9	482	8.5	35	0
OPPONENTS	23	14	110	4.8	15	0

FGs	1-19	20-29	30-39	40-49	50+
Butler	1/1	11/14	9/12	6/8	1/6
BEARS	1/1	11/14	9/12	6/8	1/6
OPPONENTS	0/0	5/6	3/4	4/6	4/6

DEFENSE	(Top 10)	T	S	A	FF	FR	PD	Sa
Fencik	130	67	63	1	1	10	1	0
Singletary	129	68	61	1	0	9	2	0
Duerson	109	61	48	0	2	12	7	0
Marshall	105	60	45	4	3	6	5.5	0
Wilson	104	52	52	1	3	4	8	0
McMichael	87	50	37	1	2	3	8.5	0
Perry	84	51	33	2	0	1	5	0
Dent	75	30	45	4	0	5	11.5	0
Hampton	72	30	42	1	2	2	9.5	0
Richardson	68	46	22	1	0	17	0	0
SACKS:	Dent 11.5, Hampton 9.5, McMichael 8.5, Wilson 8.0, Duerson 7.0, Marshall 5.5, Perry 5.0, Singletary 2.0, Harris 2.0, Fencik 1.0, Hattenstein 1.0, Rivera 1.0							
TEAM 62.0, OPPONENTS 24.0								

USUAL STARTERS

Offense	Defense
WR ... Willie Gault	RE ... Richard Dent
LT ... Jim Covert	RT ... William Perry
LG ... Mark Bortz	LT ... Steve McMichael
C ... Jay Hilgenberg	LE ... Dan Hampton
RG ... Tom Thayer	WLB ... Wilbur Marshall
RT ... Keith Van Horn	MLB ... Mike Singletary
TE ... Emery Moorehead	SLB ... Otis Wilson
WR ... Keith Ortego	RCB ... Jackson/Phillips
QB ... Mike Tomczak	LCB ... Mike Richardson
FB ... Walter Payton	SS ... Dave Duerson
FB ... Matt Suhey	FS ... Gary Fencik

RANKINGS

Team Stats	Bears	avg	rank
Total Yards	5459	341.2	7
Rushing Yards	2700	168.8	1
Passing Yards	2759	172.4	20
Points Scored	352	22.0	0
Opp		avg	rank
Total Yards	4130	258.1	1
Rushing Yards	1463	91.4	2
Passing Yards	2667	166.7	2
Points Scored	187	11.7	0

History

Bears All-Time Results

1988 CHICAGO BEARS STATISTICS

Record: 12-4, .750

First Place, NFC Central

Head Coach: Mike Ditka

09/04	W	34-7	MIAMI	63,330
09/11	W	17-13	at Indianapolis	60,503
09/18	L	7-31	MINNESOTA	63,990
09/25	W	24-6	at Green Bay	56,492
10/02	W	24-3	BUFFALO	62,793
10/09	W	24-7	at Detroit	64,526
10/16	W	17-7	DALLAS	64,759
10/24	W	10-9	SAN FRANCISCO	65,293
10/30	L	7-30	at New England	60,821
11/06	W	28-10	TAMPA BAY	56,892
11/13	W	34-14	at Washington	52,418
11/20	W	27-15	at Tampa Bay	67,070
11/27	W	16-0	GREEN BAY	62,026
12/05	L	3-23	at L.A. RAMS	65,579
12/11	W	13-12	DETROIT	55,010
12/19	L	27-28	at Minnesota	62,067

PLAYOFFS

12/31	W	20-12	PHILADELPHIA	65,534
01/08	L	3-28	SAN FRANCISCO	64,830

		Bears	Opp
TOTAL FIRST DOWNS	303	264
Rushing	137	76
Passing	134	158
Penalty	32	30
3rd Down: Made/Att	91/217	68/216
3rd Down Pct.	41.9	31.4
4th Down: Made/Att	7/17	8/18
4th Down Pct.	41.1	44.4
TOTAL NET YARDS	5317	4360
Avg. Per Game	332.3	272.5
Total Plays	1040	977
Avg. Per Play	5.1	4.5
NET YARDS RUSHING	2319	1326
Avg. Per Game	144.9	82.9
Total Rushes	555	389
NET YARDS PASSING	2998	3034
Avg. Per Game	187.4	189.6
Sacked Yards Lost	24/175	43/365
Gross Yards	3173	3309
Att. Completions	461/248	545/245
Completion Pct.	53.8	45.0
Had Intercepted	15	26
PUNTS/AVERAGE	79/41.5	90/40.2
NET PUNTING AVG.	79/33.4	90/34.8
PENALTIES/YARDS	88/644	102/804
FUMBLE/HALL LOST	37/19	17/9
TOUCHDOWNS	38	25
Rushing	25	5
Passing	13	18
Returns	0	2

PASSING	Att	Cmp	Yds	Cmp%	Yd/Att	TD	TD%	Int	Int%	Lg	Sack/Lost	Rating
McMahon	192	114	1346	59.4	7.01	6	3.1	7	3.6	63	13/79	76.0
Tomczak	170	86	1310	50.6	7.71	7	4.1	6	3.5	76	5/47	75.4
Harbaugh	97	47	514	48.5	5.30	0	0.0	2	2.1	56	6/49	55.9
Anderson	1	0	0	0.0	0.00	0	0.0	0	0.0	0	0/0	39.6
Wagner	1	1	3	100.0	3.00	0	0.0	0	0.0	3	0/0	79.2
BEARS	461	248	3173	53.8	6.88	13	2.8	15	3.3	76	24/175	71.4
OPPONENTS	545	245	3399	45.0	6.24	18	3.3	26	4.8	80	43/365	56.7

Score by Period	1	2	3	4	OT	Tot
BEARS	77	151	42	62	0	312
OPPONENTS	49	56	50	60	0	215

SCORING	Tds:Ru-Pa-RK-PAT	FG	S	Pts
Butler	0 0 0 0	37/38	15/19	0 2
Anderson	12 12 0 0	0	0	72
Gentry	4 1 3 0	0	0	24
McKinnon	4 1 3 0	0	0	24
McMahon	4 4 0 0	0	0	24
Morris	4 0 4 0	0	0	24
Sanders	3 3 0 0	0	0	18
Moorehead	2 0 2 0	0	0	12
Suhay	2 2 0 0	0	0	12
Harbaugh	1 1 0 0	0	0	6
Muster	1 0 1 0	0	0	6
Tomczak	1 1 0 0	0	0	6
McMichael	0 0 0 0	1	2	2
BEARS	38 25 13 0	37/38	15/19	312
OPPONENTS	25 5 18 2	22/25	13/22	215

RUSHING	No	Yds	Avg	Lg	TD
Anderson	249	1106	4.4	80	12
Sanders	95	332	3.5	20	3
Suhay	87	253	2.9	19	2
Muster	44	197	4.5	15	0
Harbaugh	19	110	5.8	19	1
McMahon	26	104	4.0	16	4
Gentry	7	86	12.3	58	1
Morris	3	40	13.3	21	0
Tomczak	13	40	3.1	17	1
McKinnon	3	25	8.3	12	1
Thomas	5	20	4.0	8	0
Davis	1	3	3.0	3	0
Kozlowski	1	3	3.0	3	0
Wagner	2	0	0.0	0	0
BEARS	555	2319	4.3	80	25
OPPONENTS	389	1326	3.4	32	5

RECEIVING	No	Yds	Avg	Lg	TD
McKinnon	45	704	15.6	76	3
Anderson	39	371	9.5	36	0
Gentry	33	486	14.7	45	3
Morris	28	498	17.8	63	4
Muster	21	236	11.2	40	1
Suhay	20	154	7.7	29	0
Davis	15	220	14.7	36	0
Thornton	15	135	9.0	19	0
Moorehead	14	133	9.5	28	2
Sanders	9	94	10.4	39	0
Boso	6	50	8.3	15	0
Kozlowski	3	92	30.7	50	0
BEARS	248	3173	12.8	76	13
OPPONENTS	245	3399	13.9	80	18

PUNTING	No	Yds	Avg	Net	TB	In	Lg	B
Wagner	79	3282	41.5	33.4	10	18	70	0
BEARS	79	3282	41.5	33.4	10	18	70	0
OPPONENTS	90	3622	40.2	34.8	10	18	70	0

INTS	No	Yds	Avg	Lg	TD
Jackson	8	94	11.8	46	0
Tate	4	35	8.8	17	0
Morrissey	3	13	4.3	13	0
Duerson	2	18	9.0	18	0
Richardson	2	15	7.5	15	0
Krumm	2	14	7.0	14	0
Rivera	2	0	0.0	0	0
Douglass	1	35	35.0	35	0
Singletary	1	13	13.0	13	0
Gayle	1	0	0.0	0	0
BEARS	26	237	9.1	46	0
OPPONENTS	15	175	11.7	94	1

KO RETURNS	No	Yds	Avg	Lg	TD
Gentry	27	578	21.4	51	0
Sanders	13	248	19.1	38	0
Muster	3	33	11.0	15	0
Kozlowski	2	37	18.5	24	0
Duerson	0	0	—	0	0
BEARS	45	896	19.9	51	0
OPPONENTS	56	1130	20.2	51	0

PUNT RET.	Rt	FC	Yds	Avg	Lg	TD
McKinnon	34	8	277	8.1	23	0
Davis	3	1	17	5.7	13	0
Kozlowski	1	0	0	0.0	0	0
BEARS	38	9	294	7.7	23	0
OPPONENTS	40	9	447	11.2	64	0

FGs	1-19	20-29	30-39	40-49	50+
Butler	1/1	4/4	7/8	3/6	0/0
BEARS	1/1	4/4	7/8	3/6	0/0
OPPONENTS	0/0	7/7	3/5	2/8	1/2
Butler:	(40N, 44N) (40G, 37N) () (35G) (22G) (37G) (21G, 42N) (18G) () () (32G, 24G) (36G, 43G) () (39G) (35G, 32G) (20G, 45G)				
OPPONENTS:	() (38G, 53G) (37G) () (28G, 46N) () () (42N, 35N) (51N) (35G) (44N, 45G, 40N) () (27G, 37N, 23G) (48N, 43N) (25G, 27G, 22G) (25G, 44G)				

DEFENSE

(Top 10)	T	S	A	FF	FR	PD	Sa
Singletary	170	89	81	0	1	3	1
Duerson	105	57	48	2	0	6	1
McMichael	88	54	34	1	2	1	11.5
Hampton	88	50	38	0	0	3	9.5
Rivera	88	45	43	1	0	3	2
Douglass	76	43	33	0	2	11	0
Morrissey	68	26	42	0	1	5	0
Jackson	62	40	22	0	0	22	0
Dent	61	31	30	3	1	2	10.5
Richardson	60	40	20	0	0	30	0

SACKS: McMichael 11.5, Dent 10.5, Hampton 9.5, Harris 3.5, Chapura 2.0, Rivera 2.0, Duerson 1.0, Johnson 1.0, Singletary 1.0, Smith 1.0
TEAM 43.0, OPPONENTS 20.0

USUAL STARTERS

Offense		Defense	
WR ... Dennis Gentry	RE ... Richard Dent	TE ... Dan Hampton	LT ... Steve McMichael
LT ... Covert/Wojciechowski	RT ... Dan Hampton	LT ... Steve McMichael	LE ... Al Harris
LG ... Mark Bortz	LB ... Al Harris	LB ... Al Harris	LB ... Al Harris
C ... Jay Hilgenberg	LB ... Al Harris	LB ... Al Harris	LB ... Al Harris
RG ... Tom Thayer	LB ... Al Harris	LB ... Al Harris	LB ... Al Harris
RT ... Keith Van Horn	LB ... Al Harris	LB ... Al Harris	LB ... Al Harris
TE ... Jim Thornton	LB ... Al Harris	LB ... Al Harris	LB ... Al Harris
WR ... Dennis McKinnon	LB ... Al Harris	LB ... Al Harris	LB ... Al Harris
QB ... Jim McMahon	LB ... Al Harris	LB ... Al Harris	LB ... Al Harris
RB ... Neal Anderson	LB ... Al Harris	LB ... Al Harris	LB ... Al Harris
FB ... Matt Suhay	LB ... Al Harris	LB ... Al Harris	LB ... Al Harris

RANKINGS

Team Stats	Bears	avg rank
Total Yards	5317	332.3 11
Rushing Yards	2319	144.9 3
Passing Yards	2998	187.4 20
Points Scored	312	19.5 -
Opp		avg rank
Total Yards	4360	272.5 2
Rushing Yards	1326	82.9 1
Passing Yards	3034	189.6 9
Points Scored	215	13.4 -

History

Bears All-Time Results

1990 CHICAGO BEARS STATISTICS

Record: 11-5, .688

First Place, NFC Central
Head Coach: Mike Ditka

09/09	W	17-0	SEATTLE	64,400
09/16	W	31-13	at Green Bay	58,938
09/23	W	19-16	MINNESOTA	65,420
09/30	L	10-24	at L.A. Raiders	80,156
10/07	W	27-13	GREEN BAY	59,929
10/14	W	38-9	L.A. RAMS	59,383
10/28	W	31-21	at Phoenix	71,233
11/04	W	26-6	at Tampa Bay	68,555
11/11	W	30-24	ATLANTA	62,855
11/18	W	16-13	at Denver	75,013
11/25	L	13-41	at Minnesota	58,866
12/02	W	23-17	DETROIT	62,313
12/09	L	9-10	at Washington	53,920
12/16	L	21-38	at Detroit	67,759
12/23	W	27-14	TAMPA BAY	46,456
12/29	L	10-21	KANSAS CITY	60,262

PLAYOFFS				
01/06	W	16-6	NEW ORLEANS	60,767
01/13	L	3-31	at N.Y. Giants	77,025

Bears		Opp
TOTAL FIRST DOWNS	295	256
Rushing	142	102
Passing	134	136
Penalty	19	18
3rd Down: Made/Att	81/221	65/188
3rd Down Pct.	36.7	34.6
4th Down: Made/Att	5/13	6/31
4th Down Pct.	38.5	54.5
POSSESSION AVG.	33.06	26.54
TOTAL NET YARDS	4980	4492
Avg. Per Game	311.3	280.8
Total Plays	1024	927
Avg. Per Play	4.9	4.8
NET YARDS RUSHING	2436	1572
Avg. Per Game	152.3	98.3
Total Rushes	551	391
NET YARDS PASSING	2544	2920
Avg. Per Game	159.0	182.5
Sacked/Yards Lost	43/283	41/300
Gross Yards	2827	3220
Att. Completions	430/229	495/258
Completion Pct.	53.3	52.1
Had Intercepted	12	31
PUNTS-AVERAGE	78/39.4	74/37.9
NET PUNTING AVG.	78/33.5	74/31.7
PENALTIES-YARDS	75/615	84/676
FUMBLES-HALL LOST	29/14	38/14
TOUCHDOWNS	39	31
Rushing	22	10
Passing	14	19
Returns	3	2

PASSING	Att	Cmp	Yds	Cmp%	Yd/Att	TD	TD%	Int	Int%	Lg	Sack/Lost	Rating
Harbaugh	312	180	2178	57.7	6.99	10	3.2	6	1.9	80	31/206	81.9
Tomczak	104	39	521	37.5	5.01	3	2.9	5	4.6	48	11/70	43.8
Wilts	13	9	106	69.2	8.15	1	7.7	1	7.7	17	1/7	87.3
Bailey	1	1	22	100.0	22.00	0	0.0	0	0.0	22	0/0	118.8
BEARS	430	229	2827	53.3	6.57	14	3.3	12	2.8	80	43/283	73.1
OPONENTS	495	258	3220	52.1	6.51	19	3.8	31	6.3	76	41/300	59.3

Score by Period	1	2	3	4	OT	Tot
BEARS	54	156	70	59	9	348
OPONENTS	59	80	53	88	0	280

SCORING	Tds:Ru-Pa-RK-PAT	FG	S	Pts				
Butler	0 0 0 0	36-37	26-37	0 114				
Anderson	13 10 3 0	0	0	78				
Muster	6 6 0 0	0	0	36				
Harbaugh	4 4 0 0	0	0	24				
Davis	3 0 3 0	0	0	18				
Morris	3 0 3 0	0	0	18				
Tomczak	2 2 0 0	0	0	12				
Gentry	2 0 2 0	0	0	12				
Boso	1 0 1 0	0	0	6				
Green	1 0 1 0	0	0	6				
Thornton	1 0 1 0	0	0	6				
Jackson	1 0 0 1	0	0	6				
Dent	1 0 0 1	0	0	6				
Bailey	1 0 0 1	0	0	6				
BEARS	39	22	14	3	36/38	24/32	0	348
OPONENTS	31	10	19	2	28/31	22/28	0	280

RUSHING	No	Yds	Avg	Lg	TD
Anderson	260	1078	4.1	52	10
Muster	141	664	4.7	28	6
Harbaugh	51	321	6.3	17	4
Green	27	126	4.7	14	0
Bailey	26	86	3.3	9	0
Rouse	16	56	3.5	10	0
Gentry	11	43	3.9	11	0
Tomczak	12	41	3.4	14	2
Morris	2	26	13.0	16	0
L. Tate	3	5	1.7	4	0
Perry	1	-1	-1.0	-1	0
Buford	1	-9	-9.0	-9	0
BEARS	551	2436	4.4	52	22
OPONENTS	391	1572	4.0	25	10

RECEIVING	No	Yds	Avg	Lg	TD
Muster	47	452	9.6	48	0
Anderson	42	484	11.5	50	3
Davis	39	572	14.7	51	3
Morris	31	437	14.1	67	3
Gentry	23	520	22.6	80	2
Thornton	19	254	13.4	32	1
Boso	11	135	12.3	25	1
Kozlowski	7	83	11.9	32	0
Green	4	26	6.5	10	1
Waddle	2	32	16.0	23	0
Smith	2	20	10.0	12	0
Coley	1	7	7.0	7	0
Tomczak	1	5	5.0	5	0
BEARS	229	2827	12.3	80	14
OPONENTS	258	3220	12.5	76	19

PUNTING	No	Yds	Avg	Net	TB	In	Lg	B
Buford	76	3073	40.4	33.5	7	22	59	2
BEARS	78	3073	39.4	33.5	7	22	59	2
OPONENTS	74	2804	37.9	31.7	3	13	56	0

INTS	No	Yds	Avg	Lg	TD
Carrist	10	39	3.9	14	0
Stinson	6	66	11.0	30	0
Dent	3	21	7.0	15	0
Woodford	3	18	6.0	9	0
Paul	2	49	24.5	26	0
Rivera	2	13	6.5	13	0
Morrissey	2	12	6.0	12	0
Gayle	2	5	2.5	5	0
Jackson	1	45	45.0	45	1
BEARS	31	268	8.6	45	1
OPONENTS	12	164	13.7	46	0

KO RETURNS	No	Yds	Avg	Lg	TD
Bailey	23	363	15.8	30	0
Gentry	18	388	21.6	59	0
Green	7	112	16.0	20	0
Rouse	3	17	5.7	10	0
Ryan	1	-1	-1.0	-1	0
L. Tate	1	0	0.0	0	0
BEARS	54	879	16.3	59	0
OPONENTS	73	1494	20.5	64	0

PUNT RET.	Ret	FC	Yds	Avg	Lg	TD
Bailey	36	13	399	11.1	95	1
BEARS	36	13	399	11.1	95	1
OPONENTS	39	6	322	8.3	30	0

FGs	1-19	20-29	30-39	40-49	50+
Butler	1/1	8/8	5/8	8/13	4/7
BEARS	1/1	8/8	5/8	8/13	4/7
OPONENTS	1/1	8/8	10/14	3/4	0/1
Butler	(47G 57N) (41G) (23G 51G 32G 36N, 52G) (22G) (50G 32N, 51G) (27G) (33G) (51N, 30G 22G 40N) (21G) (37G 32G 41N, 44G) (40G 43G 41N) (35N, 19G) (29G 23G 46G 46N) (50N) (42N, 46G 43G) (24G)				
OPONENTS	1 (37G 37G) (26G 24G 22G) (27G 36N) (38G 27G) (35G) (36N) (442N, 36G) (27G 24G) (41G 45G) (34G 35N) (54N, 35G) (26G) (39N) (19G 30G 43G 32G 38G)				

DEFENSE	(Top 10)	T	S	A	FF	FR	PD	Sa	Int
Singletary	151	67	84	0	2	4	1	0	0
Gayle	125	73	52	4	1	13	1	2	0
Carrist	122	55	67	5	2	20	0	10	0
Morrissey	109	54	55	1	2	9	0	2	0
Armstrong	82	33	40	2	2	1	10	0	0
Dent	81	43	38	2	3	13	12	3	0
McMichael	71	39	32	0	0	4	4	0	0
Perry	70	40	30	2	0	0	4	0	0
Woodford	70	38	32	0	0	13	2	3	0
Rivera	64	24	40	2	1	4	0	2	0
SACKS:	Dent 12.0, Armstrong 10.0, McMichael 4.0, Perry 4.0, Cox 3.0, Jones 2.0, Woodford 2.0, Pruitt 1.0, Singletary 1.0, Gayle 1.0, Roper 1.0.								
TEAM 41.0, OPONENTS 43.0									

USUAL STARTERS

Offense	Defense
WR ... Wendell Davis	RE ... Richard Dent
LT ... Jim Covert	RT ... Dan Hampton
LG ... Mark Bortz	LT ... William Perry
C ... Jay Hilgenberg	LE ... Trace Armstrong
RG ... Tom Thayer	WLB ... Ron Rivera
RT ... Keith Van Home	MLB ... Mike Singletary
TE ... Jim Thornton	SLB ... Jim Morrissey
WR ... Ron Morris	RCB ... Lemuel Stinson
QB ... Jim Harbaugh	LCB ... Donnell Woolford
RB ... Neal Anderson	SS ... Shaun Gayle
FB ... Brad Muster	FS ... Mark Camer

RANKINGS

Team Stats	Bears	avg	rank
Total Yards	4980	311.3	13
Rushing Yards	2436	152.3	2
Passing Yards	2544	159.0	28
Points Scored	348	21.8	-
Opp	avg	rank	
Total Yards	4452	280.8	6
Rushing Yards	1572	98.3	7
Passing Yards	2920	182.5	10
Points Scored	280	17.5	-

1991 CHICAGO BEARS STATISTICS

Record: 11-5, .688

Second Place, NFC Central

Head Coach: Mike Ditka

09/01	W	10-6	MINNESOTA	64,112
09/08	W	21-20	at Tampa Bay	65,625
09/15	W	20-17	N.Y. GIANTS	64,829
09/23	W	19-13	N.Y. JETS	65,255
09/29	L	20-35	at Buffalo	80,366
10/06	L	7-35	WASHINGTON	64,941
10/17	W	10-0	at Green Bay	58,435
10/27	W	21-17	at New Orleans	68,591
11/03	W	20-10	DETROIT	57,281
11/11	W	34-17	at Minnesota	59,001
11/17	W	31-17	at Indianapolis	60,519
11/24	L	13-16	MIAMI	58,288
11/28	L	6-16	at Detroit	78,879
12/08	W	27-13	GREEN BAY	62,353
12/14	W	27-0	TAMPA BAY	54,719
12/23	L	14-52	at San Francisco	60,419
PLAYOFFS				
12/29	L	13-17	DALLAS	62,594

Bears Opp

TOTAL FIRST DOWNS	317	254
Rushing	120	77
Passing	168	164
Penalty	29	13
3rd Down: Made/Att	95/221	69/208
3rd Down Pct.	43.0	33.2
4th Down: Made/Att	7/18	10/21
4th Down Pct.	38.9	47.6
POSSESSION AVG	33.01	26.59
TOTAL NET YARDS	5069	4507
Avg. Per Game	316.8	281.7
Total Plays	1025	942
Avg. Per Play	4.9	4.8
NET YARDS RUSHING	1949	1580
Avg. Per Game	121.8	98.8
Total Rushes	502	389
NET YARDS PASSING	3120	2927
Avg. Per Game	195.0	182.9
Sacked/Yards Lost	26/172	40/257
Gross Yards	3292	3184
Att./Completions	497/286	513/286
Completion Pct.	57.5	55.8
Had Intercepted	17	17
PUNTS AVERAGE	70/40.2	81/41.3
NET PUNTING AVG	70/35.0	81/35.8
PENALTIES YARDS	79/657	94/891
FUMBLES/BALL LOST	25/16	25/13
TOUCHDOWNS	35	29
Rushing	18	9
Passing	16	19
Returns	1	1

PASSING	Att	Cmp	Yds	Cmp%	Yd/Att	TD	TD%	Int	Int%	Lg	Sack/Lost	Rating
Harbaugh	478	275	3121	57.5	6.53	15	3.1	16	3.3	84	24/163	73.7
Willis	18	11	171	61.1	9.50	1	5.6	1	5.6	42	2/9	88.0
Anderson	1	0	0	0.0	0.00	0	0.0	0	0.0	0	0	39.6
BEARS	497	286	3292	57.5	6.62	16	3.2	17	3.4	84	26/172	74.1
OPPONENTS	513	286	3184	55.8	6.21	19	3.7	17	3.3	77	40/257	72.9

Score by Period	1	2	3	4	OT	Tot
BEARS	40	96	71	86	6	299
OPPONENTS	57	72	51	86	3	269

SCORING	TDs:Ru-Pa-RK-PAT	FG	S	Pts				
Butler	0 0 0 0	32/34	19/29	89				
Anderson	9 6 3 0	0	0	54				
Muster	7 6 1 0	0	0	42				
Davis	6 0 6 0	0	0	36				
Green	3 3 0 0	0	0	18				
Waddle	3 0 3 0	0	0	18				
Harbaugh	2 2 0 0	0	0	12				
Morgan	2 0 2 0	0	0	12				
Bailey	1 1 0 0	0	0	6				
Stinson	1 0 0 1	0	0	6				
Thornton	1 0 1 0	0	0	6				
BEARS	35	18	16	1	32/34	19/29	0	299
OPPONENTS	29	9	19	1	29/29	22/30	0	269

RUSHING	No	Yds	Avg	Lg	TD
Anderson	210	747	3.6	42	6
Muster	90	412	4.6	24	6
Harbaugh	70	338	4.8	20	2
Green	61	217	3.6	18	3
Rouse	27	74	2.7	10	0
Gentry	9	58	6.4	17	0
Bailey	15	43	2.9	11	1
Lewis	15	36	2.4	9	0
Morgan	3	18	6.0	13	0
Willis	2	5	3.0	8	0
BEARS	502	1949	3.9	42	18
OPPONENTS	389	1580	4.1	64	9

RECEIVING	No	Yds	Avg	Lg	TD
Davis	61	945	15.5	75	6
Waddle	55	599	10.9	37	3
Anderson	47	368	7.8	26	3
Muster	35	287	8.2	21	1
Thornton	17	278	16.4	33	1
Gentry	16	149	9.3	18	0
Rouse	15	93	6.2	14	0
Morgan	13	211	16.2	84	2
Morris	8	147	18.4	33	0
Jennings	8	109	13.6	19	0
Green	6	54	9.0	15	0
Boso	3	36	12.0	22	0
Kozlowski	2	16	8.0	11	0
BEARS	286	3292	11.5	84	16
OPPONENTS	286	3184	11.1	77	19

PUNTING	No	Yds	Avg	Net	TB	In	Lg	B
Butler	69	2814	40.8	35.0	8	13	64	1
BEARS	70	2814	40.2	35.0	8	13	64	1
OPPONENTS	81	3343	41.3	35.8	5	16	61	0

INTS	No	Yds	Avg	Lg	TD
Stinson	4	69	17.3	34	1
Paul	3	21	7.0	10	0
Carrier	2	54	27.0	39	0
Tate	2	35	17.5	28	0
Woodford	2	21	10.5	16	0
Gayle	1	11	11.0	11	0
Mangum	1	5	5.0	5	0
Morrissey	1	5	5.0	5	0
Dent	1	4	4.0	4	0
BEARS	17	225	13.2	39	1
OPPONENTS	17	145	8.5	23	0

KO RETURNS	No	Yds	Avg	Lg	TD
Bailey	16	311	19.4	31	0
Gentry	13	227	17.5	27	0
Morgan	4	69	17.3	29	0
Green	4	69	17.3	29	0
Lewis	2	13	6.5	13	0
Rouse	2	10	5.0	10	0
BEARS	45	763	17.0	31	0
OPPONENTS	58	1134	19.6	47	0

PUNT RET.	Ret	FC	Yds	Avg	Lg	TD
Butler	36	11	281	7.8	37	0
Waddle	5	3	31	6.2	11	0
Green	3	1	9	3.0	8	0
Morgan	3	0	19	6.3	11	0
BEARS	47	15	340	7.2	37	0
OPPONENTS	28	12	205	7.3	18	0

FGs	1-19	20-29	30-39	40-49	50+									
Butler	1/1	9/11	3/5	5/9	1/3									
BEARS	1/1	9/11	3/5	5/9	1/3									
OPPONENTS	1/1	9/10	7/9	3/7	2/3									
Butler(27N, 22G)	(1) (46G, 20G)	(33G, 45N, 44G)	(28G, 42G)	(1) (22G, 46N)	(34G, 48G, 51N)	(21G, 25G, 43N)	(50G, 41G, 35N)	(21G)	(32G, 19G, 24N, 50N)	(27G, 22G, 37N)	(1) (41N)	(1)		
OPPONENTS	(26G, 24G)	(31G, 49N, 36G)	(43N, 35G, 35N)	(19G, 37N, 34G, 28N)	(49N)	(47G, 54N, 23G)	(1) (60G)	(31G)	(20G)	(47G)	(35G, 22G, 27G)	(21G, 50G, 37G)	(25G, 25G, 49N)	(1) (41G)

DEFENSE	T	S	A	FF	FR	PD	Sa	Int
Singletary	124	53	71	0	0	0	0	0
Morrissey	96	45	51	0	0	4	0	1
McMichael	94	48	46	2	2	4	9	0
Carrier	93	41	52	1	1	12	0	2
Roper	90	47	43	0	0	8	8	0
Dent	84	50	34	0	1	7	10.5	1
Perry	80	49	31	3	0	1	5.5	0
Woodford	77	52	25	0	1	19	1	2
Paul	75	32	43	0	0	6	0	3
Mangum	68	49	19	1	1	7	1	1
SACKS:	Dent 10.5, McMichael 9.0, Roper 8.0, Perry 5.5, Armstrong 1.5, Ryan 1.5, Cox 1.0, Woodford 1.0, Mangum 1.0, Williams 1.0							
TEAM 40.0, OPPONENTS 26.0								

USUAL STARTERS

Offense	Defense
WR ... Wendell Davis	RE ... Richard Dent
LT ... John Wojciechowski	RT ... William Perry
LG ... Mark Bortz	LT ... Steve McMichael
C ... Jay Hilgenberg	LE ... Trace Armstrong
RG ... Tom Thayer	WB ... John Roper
TE ... Keith Van Horn	MLB ... Mike Singletary
RT ... Jim Thornton	SLB ... Jim Morrissey
WR ... Tom Waddle	RCB ... Lemuel Stinson
QB ... Jim Harbaugh	LCB ... Donnell Woodford
RB ... Neal Anderson	SS ... Shaun Gayle
FB ... Brad Muster	FS ... Mark Carrier

RANKINGS

Team Stats	Bears	avg	rank
Total Yards	5069	316.8	11
Rushing Yards	1949	121.8	9
Passing Yards	3120	195.0	13
Points Scored	299	18.7	-
Opp avg rank			
Total Yards	4507	281.7	4
Rushing Yards	1580	98.8	10
Passing Yards	2927	182.9	81
Points Scored	269	16.8	-

History

Bears All-Time Results

1992 CHICAGO BEARS STATISTICS

Record: 5-11, .313

T-Third Place, NFC Central
Head Coach: Mike Ditka

09/06	W	27-24	DETROIT	63,672
09/13	L	6-28	at New Orleans	68,591
09/21	L	14-27	N.Y. GIANTS	63,444
09/27	W	41-31	ATLANTA	63,528
10/04	L	20-21	at Minnesota	60,992
10/18	W	31-14	TAMPA BAY	61,412
10/25	W	30-10	at Green Bay	59,435
11/02	L	10-38	MINNESOTA	61,257
11/08	L	28-31	at CINCINNATI	56,120
11/15	L	17-20	at Tampa Bay	69,102
11/22	L	3-17	GREEN BAY	56,170
11/29	L	14-27	at Cleveland	73,578
12/07	L	7-24	at Houston	62,193
12/13	W	30-6	PITTSBURGH	52,904
12/20	L	3-16	at Detroit	72,777
12/27	L	14-27	at Dallas	63,101

Bears		Opp	
TOTAL FIRST DOWNS	282	274	
Rushing	101	109	
Passing	157	144	
Penalty	24	21	
3rd Down Made/Att	72/198	69/194	
3rd Down Pct.	36.4	35.6	
4th Down Made/Att	5/16	9/20	
4th Down Pct.	31.3	45.0	
POSSESSION AVG	29.15	30.45	
TOTAL NET YARDS	4941	4952	
Avg. Per Game	308.8	309.5	
Total Plays	951	953	
Avg. Per Play	5.2	5.2	
NET YARDS RUSHING	1871	1948	
Avg. Per Game	116.9	121.8	
Total Rushes	427	468	
NET YARDS PASSING	3070	3004	
Avg. Per Game	191.9	187.8	
Sacked/Yards Lost	45/264	43/286	
Good Yards	3334	3290	
Att./Completions	479/266	442/261	
Completion Pct.	55.5	59.0	
Had Intercepted	24	14	
PUNTS/AVERAGE	79/42.9	70/40.4	
NET PUNTING AVG	79.362	70.352	
PENALTIES/YARDS	93/776	90/780	
FUMBLES/BALL LOST	23/10	34/16	
TOUCHDOWNS	34	43	
Rushing	15	14	
Passing	17	20	
Returns	2	9	

PASSING	Att	Cmp	Yds	Cmp%	Yd/Att	TD	TD%	Int	Int%	Lg	Sack/Lost	Rating
Harbaugh	358	202	2468	56.4	6.94	13	3.6	12	3.4	83	31/167	76.2
Willis	92	54	716	58.7	7.78	4	4.3	8	8.7	68	10/58	61.7
Furrer	25	9	89	36.0	3.56	0	0.0	3	12.0	16	4/39	7.3
Godacko	3	1	43	33.3	14.33	0	0.0	0	0.0	43	0/0	0.0
Muster	1	0	0	0.0	0.00	0	0.0	1	100.0	0	0/0	0.0
BEARS	479	266	3334	55.5	6.96	17	3.5	24	5.0	83	45/264	68.3
OPPONENTS	442	261	3290	59.0	7.44	20	4.5	14	3.2	72	43/286	84.2

Score by Period	1	2	3	4	OT	Tot
BEARS	57	98	51	89	0	295
OPPONENTS	58	83	93	124	3	361

SCORING	Tds:Ru-Pa-RK-PAT	FG	S	Pts				
Butler	0	0	0	0	34/34	19/26	0	91
Anderson	11	5	6	0	0	0	0	66
Lewis	5	4	0	1	0	0	0	30
Muster	5	3	2	0	0	0	0	30
Waddle	4	0	4	0	0	0	24	
Davis	2	0	2	0	0	0	12	
Green	2	2	0	0	0	0	12	
Morgan	2	0	2	0	0	0	12	
Harbaugh	1	1	0	0	0	0	6	
Jennings	1	0	1	0	0	0	6	
Zornich	1	0	0	1	0	0	6	
BEARS	34	15	17	2	34/34	19/26	0	295
OPPONENTS	43	14	20	9	43/43	20/25	0	361

RUSHING	No	Yds	Avg	Lg	TD
Anderson	156	582	3.7	49	5
Muster	98	414	4.2	35	3
Lewis	90	382	4.2	33	4
Harbaugh	47	272	5.8	17	1
Green	23	107	4.7	18	2
Morgan	3	68	22.7	35	0
Davis	4	42	10.5	21	0
Gentry	5	2	0.4	3	0
Willis	1	2	2.0	2	0
BEARS	427	1871	4.4	49	15
OPPONENTS	468	1948	4.2	44	14

RECEIVING	No	Yds	Avg	Lg	TD
Davis	54	734	13.6	40	2
Waddle	46	674	14.7	68	4
Anderson	42	399	9.5	30	6
Muster	34	389	11.4	44	2
Jennings	23	264	11.5	23	1
Lewis	18	175	9.7	30	0
Morgan	14	323	23.1	83	2
Gentry	12	114	9.5	18	0
Green	7	85	12.1	43	0
Wright	5	56	11.2	24	0
Blackwell	5	54	10.8	18	0
Morris	4	44	11.0	26	0
Wagner	1	16	16.0	16	0
Kozlowski	1	7	7.0	7	0
BEARS	266	3334	12.5	83	17
OPPONENTS	261	3290	12.6	72	20

PUNTING	No	Yds	Avg	Net	TB	In	Lg	B
Godacko	79	3393	42.9	36.2	9	19	61	0
BEARS	79	3393	42.9	36.2	9	19	61	0
OPPONENTS	70	2840	40.6	35.2	10	18	61	1

PUNTING	No	Yds	Avg	Net	TB	In	Lg	B
Godacko	79	3393	42.9	36.2	9	19	61	0
BEARS	79	3393	42.9	36.2	9	19	61	0
OPPONENTS	70	2840	40.6	35.2	10	18	61	1

INTS	No	Yds	Avg	Lg	TD
Woodford	7	67	9.6	32	0
Stinson	2	43	23.0	46	0
Gayle	2	39	19.5	30	0
Morrissey	1	22	22.0	22	0
Paul	1	10	10.0	10	0
Singletary	1	4	4.0	4	0
BEARS	14	188	13.4	46	0
OPPONENTS	24	612	25.5	92	6

KO RETURNS	No	Yds	Avg	Lg	TD
Lewis	23	511	22.2	97	1
Gentry	16	330	20.6	66	0
Green	11	224	20.4	29	0
Morgan	4	71	17.8	30	0
Leeuwenburg	1	7	7.0	7	0
Rivera	1	0	0.0	0	0
BEARS	56	1143	20.4	97	1
OPPONENTS	50	1027	20.5	55	0

PUNT RET.	Ret	FC	Yds	Avg	Lg	TD
Woodford	12	3	127	10.6	36	0
Waddle	8	10	28	3.5	13	0
Morgan	3	1	21	7.0	15	0
BEARS	23	14	176	7.7	36	0
OPPONENTS	38	15	351	9.2	175	1

FGS	1-19	20-29	30-39	40-49	50+														
Butler	1/1	8/8	9/10	0/4	1/3														
BEARS	1/1	8/8	9/10	0/4	1/3														
OPPONENTS	1/1	4/6	11/11	3/5	1/2														
Butler	3/4G	4/1N	3/8G	3/9G	3/7N	1/1	20G												
21G	5/9G	3/7G	5/5N	2/6G	1/8G	3/6G	21G												
28G	4/7N	5/2N	4/5N	2/7G	4/4N	3/6G	1/1												
37G	2/9G	3/8G	2/4G	1/1	0	0	0												
OPPONENTS	38G	42N	42N	50N	31G	32G	46G	1/1											
41G	1/15G	2/8N	2/8G	3/6G	3/1G	4/0G	1/9G	2/7G	4/3G	4/2N	1/9G	3/8G	3/8G	2/2G	3/8G	3/8G	2/8N	2/1G	3/4G

DEFENSE	(Top 10)	T	S	A	FF	FR	PD	Sa	Int
Singletary	135	65	70	2	0	4	1	1	1
Morrissey	115	56	59	0	0	4	1	1	1
Gayle	100	48	52	0	3	6	0	2	2
Woodford	94	69	25	2	0	27	0	7	7
Roper	94	54	40	0	0	2	2	5	0
McMichael	89	49	40	4	2	2	16	5	0
Carrier	89	43	46	1	2	10	0	0	0
Dent	82	46	36	6	1	3	8	5	0
Armstrong	75	40	35	1	1	0	6	5	0
Cox	56	25	33	1	1	0	1	0	0
SACKS: McMichael 10.5, Dent 8.5, Armstrong 6.5, Spellman 4.0, Ryan 3.0, Roper 2.5, Perry 2.0, Zornich 2.0, Cox 1.0, Morrissey 1.0, Rivera 1.0, Singletary 1.0									
TEAM 43.0, OPONENTS 45.0									

USUAL STARTERS

Offense	Defense
WR ... Wendell Davis	RE ... Richard Dent
LT ... Troy Auzenne	RT ... William Perry
LG ... Mark Bortz	LE ... Steve McMichael
C ... Jerry Fontenot	LT ... Trace Armstrong
RG ... Tom Thayer	WLB ... John Roper
RT ... Keith Van Horn	MLB ... Mike Singletary
TE ... Keith Jennings	SLB ... Jim Morrissey
WR ... Tom Waddle	RCB ... Lemuel Stinson
QB ... Jim Harbaugh	LCB ... Donnell Woodford
RB ... Neal Anderson	SS ... Shaun Gayle
FB ... Brad Muster	FS ... Mark Carrier

RANKINGS

Team Stats	Bears	avg	rank
Total Yards	4941	308.8	8
Rushing Yards	1871	116.9	10
Passing Yards	3070	191.9	14
Points Scored	295	18.4	-
Opp	avg	rank	
Total Yards	4952	309.5	17
Rushing Yards	1948	121.8	21
Passing Yards	3004	187.8	15
Points Scored	361	22.6	-

1993 CHICAGO BEARS STATISTICS

Record: 7-9, .438
Fourth Place, NFC Central
Head Coach: Dave Wannstedt

Date	Result	Opponent	Score
09/05	L	N.Y. GIANTS	66-900
09/12	L	at Minnesota	56-285
09/26	W	TAMPA BAY	58-329
10/03	W	6-0 ATLANTA	57-441
10/10	W	17-6 at Philadelphia	63-601
10/25	L	12-19 MINNESOTA	64-677
10/31	L	3-17 at Green Bay	58-945
11/07	L	14-16 L.A. RAIDERS	59-750
11/14	W	16-13 at San Diego	58-459
11/21	W	19-17 at Kansas City	76-872
11/25	W	10-6 at Detroit	76-699
12/05	W	30-17 GREEN BAY	62-236
12/12	L	10-13 at Tampa Bay	56-667
12/18	L	3-13 DENVER	53-056
12/26	L	14-20 DETROIT	43-443
01/02	L	6-20 at L.A. Rams	39-147

Bears Opp

TOTAL FIRST DOWNS	226	290
Rushing	98	112
Passing	113	163
Penalty	15	15
3rd Down: Made/Att	.73/211	.80/214
3rd Down Pct.	34.6	37.4
4th Down: Made/Att	4-14	6-15
4th Down Pct.	28.6	40.0
POSSESSION AVG	28:36	31:24
TOTAL NET YARDS	3717	4653
Avg. Per Game	232.3	290.8
Total Plays	913	1026
Avg. Per Play	4.1	4.5
NET YARDS RUSHING	1677	1835
Avg. Per Game	104.8	114.7
Total Rushes	477	476
NET YARDS PASSING	2040	2818
Avg. Per Game	127.5	176.1
Sacked/Yards Lost	48/230	46/287
Good Yards	2270	3105
Att. Completions	388/230	504/306
Completion Pct.	59.3	60.7
Had Intercepted	16	18
PUNTS AVERAGE	80/38.5	78/41.4
NET PUNTING AVG	80/36.6	78/36.2
PENALTIES-YARDS	68/587	91/783
FUMBLE/BALL LOST	29/14	24/12
TOUCHDOWNS	22	22
Rushing	10	9
Passing	7	12
Returns	5	1

PASSING	Att	Cmp	Yds	Cmp%	Yd/Att	TD	TD%	Int	Int%	Lg	Sack/Lost	Rating
Harbaugh	325	200	2002	61.5	6.16	7	2.2	11	3.4	48	43/210	72.1
Willis	60	30	268	50.0	4.47	0	0.0	5	8.3	29	5/20	27.6
Gardocki	2	0	0	0.0	0.00	0	0.0	0	0.0	0	0/0	39.6
Anderson	1	0	0	0.0	0.00	0	0.0	0	0.0	0	0/0	39.6
BEARS	388	230	2270	59.3	5.85	7	1.8	16	4.1	48	48/230	64.7
OPPONENTS	504	306	3105	60.7	6.16	12	2.4	18	3.6	67	46/287	71.4

USUAL STARTERS

Offense	Defense
WR ... Tom Waddle	RE ... Richard Dent
LT ... Troy Auzenne	RT ... Chris Zorich
LG ... Mark Bortz	LT ... Steve McMichael
C ... Jerry Fontenot	LE ... Trace Armstrong
RG ... John Wojciechowski	WLB ... Vinson Smith
RT ... Jay Leeuwenburg	MLB ... Dante Jones
TE ... Keith Jennings	SLB ... Joe Cain
WR ... Curtis Conway	RCB ... Anthony Blaylock
QB ... Jim Harbaugh	LCB ... Donnell Woolford
RB ... Neal Anderson	SS ... Shaun Gayle
FB ... Craig Heyward	FS ... Mark Carrier

RANKINGS

Team Stats	Bears	avg	rank
Total Yards	3717	232.3	28
Rushing Yards	1677	104.8	19
Passing Yards	2040	127.5	28
Points Scored	234	14.6	-
Opp avg rank			
Total Yards	4653	290.8	4
Rushing Yards	1835	114.7	17
Passing Yards	2818	176.1	3
Points Scored	230	14.4	-

Score by Period	1	2	3	4	OT	Tot
BEARS	37	85	56	56	0	234
OPPONENTS	45	83	38	64	0	230

SCORING	TDs:Ru-Pa-RK-PAT	FG	S	Pts
Butler	0 0 0 0	21/22	27/36	0/102
Anderson	4 4 0 0	0	0	66
Harbaugh	4 4 0 0	0	0	24
Obec	3 0 3 0	0	0	18
Baker	2 0 0 2	0	0	12
Conway	2 0 2 0	0	0	12
Worley LG	2 2 0 0	0	0	12
Worley TM	2 2 0 0	0	0	12
Carrier	1 0 0 1	0	0	6
Jones	1 0 0 1	0	0	6
Lincoln	1 0 0 1	0	0	6
Waddle	1 0 1 0	0	0	6
Wright	1 0 1 0	0	0	6
BEARS	22 10 7 5	21/22	27/36	0/234
OPPONENTS	22 9 12 1	20/22	26/34	0/230

RUSHING	No	Yds	Avg	Lg	TD
Anderson	202	646	3.2	45	4
Worley LG	120	470	3.9	28	2
Worley TM	110	437	4.0	28	2
Harbaugh	60	277	4.6	25	4
Heyward	68	206	3.0	11	0
Conway	5	44	8.8	18	0
Green	15	29	1.9	10	0
Christian	8	19	2.4	12	0
Lewis	7	13	1.9	3	0
Willis	2	6	3.0	6	0
BEARS	477	1677	3.5	45	10
OPPONENTS	476	1835	3.9	26	9

RECEIVING	No	Yds	Avg	Lg	TD
Waddle	44	552	12.5	38	1
Anderson	31	160	5.2	35	0
Obec	26	351	13.5	48	3
Conway	19	231	12.2	38	2
Christian	16	160	10.0	36	0
Heyward	16	132	8.3	20	0
Jennings	14	150	10.7	29	0
Green	13	63	4.8	9	0
Davis	12	132	11.0	17	0
Worley LG	11	62	5.6	15	0
Worley TM	8	49	6.1	15	0
Gedney	10	98	9.8	24	0
Wright	9	93	10.3	25	1
Whitaker	6	53	8.8	18	0
Lewis	4	26	6.5	18	0
Banks LG	2	45	22.5	26	0
Banks TM	1	19	19.0	19	0
Harbaugh	1	1	1.0	1	0
BEARS	230	2270	9.9	48	7
OPPONENTS	306	3105	10.1	67	12

PUNTING	No	Yds	Avg	Net	TB	In	Lg	B
Gardocki	80	3080	38.5	36.6	2	28	58	0
BEARS	80	3080	38.5	36.6	2	28	58	0
OPPONENTS	78	3231	41.4	36.2	6	22	75	1

INTS	No	Yds	Avg	Lg	TD
Carrier	4	94	23.5	34	1
Jones	4	52	13.0	22	0
Lincoln	3	109	36.3	80	1
Woolford	2	18	9.0	18	0
Blaylock	2	3	1.5	3	0
Dent	1	24	24.0	24	0
Mangum	1	0	0.0	0	0
McMichael	1	0	0.0	0	0
BEARS	18	300	16.7	86	2
OPPONENTS	16	105	6.6	25	1

KO RETURNS	No	Yds	Avg	Lg	TD
Conway	21	450	21.4	55	0
Green	9	141	15.7	30	0
Obec	9	159	17.7	34	0
Worley LG	6	121	20.2	26	0
Worley TM	2	36	18.0	24	0
A. Fontenot	1	8	8.0	8	0
Mangum	1	12	12.0	12	0
Harbaugh	1	0	0.0	0	0
Ryan	1	5	5.0	5	0
BEARS	45	811	18.0	55	0
OPPONENTS	53	918	17.3	35	0

PUNT RET.	Ret	FC	Yds	Avg	Lg	TD
Obec	35	20	289	8.3	28	0
BEARS	35	20	289	8.3	28	0
OPPONENTS	22	38	115	5.2	34	0

FGs	1-19	20-29	30-39	40-49	50+	
Butler	0	0	7/8	12/13	3/7	5/8
BEARS	0/0	7/8	12/13	3/7	5/8	
OPPONENTS	1/1	15/15	7/9	3/8	0/1	
Butler:(20G, 34G)(53N)(33G, 40G, 32G, 31G)						
(48G, 44N, 52G)(37G)(37G, 39G, 55G, 35G)						
(33G)(21N, 30N)(33G, 54G, 20G)(55G)(31G)						
(45N)(27G, 50N, 53G)						
OPPONENTS (19G, 35G, 23G, 26G)(47N, 22G)						
(20G)(11)(39G, 25G, 50N)(40G)(31G, 21G)						
20G)(28G, 30B, 26G, 40N)(20G)(39G, 27G)						
(36N, 26G)(38G, 42G, 29N)(29G, 24G, 41N)(40G, 47N, 37G)(29G, 29G)						

DEFENSE

(Top 10)	T	S	A	FF	FR	PD	Sa	Int
Jones	189	117	72	1	2	11	1	4
Gayle	124	79	45	2	0	2	1	0
Zorich	121	63	58	1	2	1	7	0
Cain	108	63	45	1	0	5	0	0
Woolford	101	86	15	0	0	22	0	2
Carrier	91	47	44	1	0	7	0	4
V. Smith	83	49	34	0	0	3	0	0
McMichael	78	50	28	0	2	5	6	1
Dent	64	43	21	1	0	3	12	1
Douglass	52	29	23	0	0	4	0	0
SACKS: Dent 12.5, Armstrong 11.5, Zorich 7.9, McMichael 6.0, Spellman 2.5, Cox 2.0, A. Fontenot 1.0, Gayle 1.0, Jones 1.0								

TEAM 46.0, OPPONENTS 48.0

History

Bears All-Time Results

1994 CHICAGO BEARS STATISTICS

Record: 9-7, .563

T-Second Place, NFC Central
Head Coach: Dave Wannstedt

09/04	W	21-9	TAMPA BAY	61,344
09/12	L	22-30	at Philadelphia	64,890
09/18	L	14-42	MINNESOTA	61,073
09/25	W	19-7	at N.Y. Jets	70,806
10/02	W	20-13	BUFFALO	62,406
10/09	W	17-7	NEW ORLEANS	63,822
10/23	L	16-21	at Detroit	73,574
10/31	L	6-33	GREEN BAY	47,381
11/06	W	20-6	at Tampa Bay	60,821
11/13	W	17-14	at Miami	64,871
11/20	W	20-10	DETROIT	55,035
11/27	W	19-16	at Arizona	65,922
12/01	L	27-33	ot at Minnesota	61,483
12/11	L	3-40	at Green Bay	57,927
12/18	W	27-13	L.A. RAMS	56,276
12/24	L	3-13	NEW ENGLAND	60,178

PLAYOFFS

01/01	W	35-18	at Minnesota	60,347
01/07	L	15-44	at San Francisco	64,644

Bears		Opp
TOTAL FIRST DOWNS	274	275
Rushing	88	100
Passing	165	163
Penalty	21	12
3rd Down Made/Att	97/232	81/218
3rd Down Pct	41.8	37.2
4th Down Made/Att	9/16	8/17
4th Down Pct	56.3	47.1
POSSESSION AVG	31:37	28:23
TOTAL NET YARDS	4679	5009
Avg. Per Game	292.4	313.1
Total Plays	1014	982
Avg. Per Play	4.6	5.1
NET YARDS RUSHING	1588	1922
Avg. Per Game	99.3	120.1
Total Rushes	487	432
NET YARDS PASSING	3091	3087
Avg. Per Game	193.2	192.9
Sacked/Yards Lost	25/139	28/175
Gross Yards	3230	3262
Att./Completions	502/308	522/295
Completion Pct	61.4	56.5
Had Intercepted	16	12
PUNTS/AVERAGE	76/37.8	72/39.0
NET PUNTING AVG	76/32.4	72/34.9
PENALTIES/YARDS	66/503	80/645
FUMBLES/BALL LOST	21/10	29/10
TOUCHDOWNS	30	31
Rushing	10	10
Passing	19	16
Returns	1	5

PASSING	Att	Cmp	Yds	Cmp%	Yd/Att	TD	TD%	Int	Int%	Lg	Sack	Loss	Rating
Walsh	343	208	2078	60.6	6.06	10	2.9	8	2.3	50	11/52	77.9	
Kramer	158	99	1129	62.7	7.15	8	5.1	8	5.1	85	14/87	79.9	
Conway	1	1	23	100.0	23.00	1	100.0	0	0.0	23	0/0	158.3	
BEARS	502	308	3230	61.4	6.43	19	3.8	16	3.2	85	25/139	79.4	
OPPONENTS	522	295	3262	56.5	6.25	16	3.1	12	2.3	65	28/175	75.9	

Score by Period	1	2	3	4	OT	Tot
BEARS	40	61	61	106	3	271
OPPONENTS	44	116	67	74	6	307

SCORING	TDs:Ru-Pa-RK-PAT	FG	S	Pts
Butler	0 0 0 0	24/24	21/29	0 87
Tillman	7 7 0 0	0	0	42
Graham	5 0 4 1	0	0	32
Gedney	3 0 3 0	0	0	18
Jennings	3 0 3 0	0	0	18
Conway	2 0 2 0	0	0	14
Green	2 0 2 0	0	0	12
Cook	1 0 1 0	0	0	6
Harris	1 1 0 0	0	0	6
Lewis	1 0 1 0	0	0	6
McMurtry	1 0 1 0	0	0	6
Waddle	1 0 1 0	0	0	6
Walsh	1 1 0 0	0	0	6
Wentight	1 0 1 0	0	0	6
Worley	1 1 0 0	0	0	6
BEARS	30 10 19 1	24/24	21/29	0 271
OPPONENTS	31 10 16 5	25/26	30/41	0 307

2-Pt. Conversions: Conway, Graham, TEAM 2-6;
OPPONENTS 3-4

RUSHING	No	Yds	Avg	Lg	TD
Tillman	275	899	3.3	25	7
Harris	123	464	3.8	13	1
Green	25	122	4.9	14	0
Conway	6	31	5.2	12	0
Christian	7	29	4.1	8	0
Hoge	6	24	4.0	8	0
Worley	9	17	1.9	4	1
Walsh	30	4	-0.1	12	1
Kramer	6	-2	-0.3	2	0
BEARS	487	1588	3.3	25	10
OPPONENTS	432	1922	4.4	90	10

RECEIVING	No	Yds	Avg	Lg	TD
Graham	68	944	13.9	76	4
Conway	39	546	14.0	85	2
Harris	39	236	6.1	18	0
Tillman	27	222	8.2	39	0
Waddle	25	244	9.8	22	1
Green	24	199	8.3	39	2
Cook	21	212	10.1	34	1
Gedney	13	157	12.1	37	3
Hoge	13	79	6.1	11	0
Wentight	11	104	9.5	19	1
Jennings	11	75	6.8	23	3
McMurtry	8	112	14.0	30	1
Primus	3	25	8.3	12	0
Christian	2	30	15.0	21	0
Lewis	2	13	6.5	8	1
Carter	1	24	24.0	24	0
Worley	1	8	8.0	8	0
BEARS	308	3230	10.5	85	19
OPPONENTS	295	3262	11.1	65	16

PUNTING	No	Yds	Avg	Net	TB	In	Lg	B
Gardock	76	2871	37.8	43.4	9	23	57	0
BEARS	76	2871	37.8	43.4	9	23	57	0
OPPONENTS	72	2808	39.0	34.9	4	27	61	0

INTS	No	Yds	Avg	Lg	TD
Woolford	5	30	6.0	25	0
Gayle	2	33	16.5	33	0
Carter	2	10	5.0	7	0
Spellman	1	31	31.0	31	0
Douglass	1	18	18.0	18	0
Lincoln	1	5	5.0	5	0
BEARS	12	127	10.6	33	0
OPPONENTS	16	335	20.9	81	3

KO RETURNS	No	Yds	Avg	Lg	TD
Lewis	35	874	25.0	55	0
Conway	10	228	22.8	34	0
Carter	6	99	16.5	26	0
Green	6	77	12.8	16	0
Worley	4	52	13.0	25	0
Flanagan	2	26	13.0	14	0
Harris	1	18	18.0	18	0
Thierry	1	0	0.0	0	0
Woolford	1	28	28.0	28	0
BEARS	66	1402	21.2	55	0
OPPONENTS	65	1271	19.6	102	1

PUNT RET.	Ret.	FC	Yds	Avg	Lg	TD
Graham	15	5	140	9.3	61	1
Conway	8	9	63	7.9	24	0
Waddle	3	3	8	2.7	6	0
Lewis	1	3	7	7.0	7	0
BEARS	27	20	218	8.1	61	1
OPPONENTS	26	18	225	8.7	57	0

FGs	1-19	20-29	30-39	40-49	50+
Butler	1/1	7/7	6/9	5/8	2/4
BEARS	1/1	7/7	6/9	5/8	2/4
OPPONENTS	1/1	13/13	9/11	7/14	0/2

Butler: 1 (1) (54N) (44G, 42N, 30G) (50G, 20G) (40G, 36N) (46N, 22G) 1 (1) (18G, 37G) (51N, 40G) (28G, 23 G) (35G, 52G, 31G, 27G) (29G, 33G, 40N) (25G) (41G, 30G) (44G, 28B, 36N)

OPPONENTS: 31G, 49G, 30G, 54N) (41G, 29G, 33G) (43G, 24G) (47G, 41N) (28G, 30G) (53G, 36N) (1) (30B) (33G, 47N, 38G) (29G, 33G, 45N) (29G, 43N) (49G, 22G, 47G) (45G, 41G, 29G, 38G) (39G, 24G, 20G, 29G) (18G, 42B, 21G) (29G, 22G, 46N)

DEFENSE

(Top 10)	T	S	A	FF	FR	PD	Sa	Int
Carr	129	83	46	1	1	2	0	0
Jones	108	69	39	0	2	5	0	0
Carter	107	59	48	1	0	7	0	2
Zorich	104	49	55	1	0	0	5	5
Gayle	97	67	30	3	1	8	0	2
Douglass	77	46	31	0	0	3	1	5
Woolford	65	54	11	1	0	21	0	5
A. Fontenot	62	37	25	1	0	2	4	0
Spellman	60	35	25	1	0	8	7	1
Armstrong	60	34	26	1	0	1	7	5

SACKS: Armstrong 7.5, Spellman 7.0, Zorich 5.5, A. Fontenot 4.0, Douglass 1.5, Epps 1.0, Smith 1.0, Mangum 0.5

TEAM 28.0, OPPONENTS 25.0

USUAL STARTERS

Offense	Defense
WR ... Jeff Graham	RE ... Alonzo Spellman
LT ... Andy Heck	RT ... Chris Zorich
LG ... Mark Bortz	LT ... Fontenot/Simpson
C ... Jerry Fontenot	LE ... Trace Armstrong
RG ... Jay Leseuenburg	WLB ... Vinson Smith
RT ... James Williams	MLB ... Dante Jones
TE ... Mary Cook	SLB ... Joe Cain
WR ... Curtis Conway	RCB ... Jeremy Lincoln
QB ... Steve Walsh	LCB ... Donnell Woolford
RB ... Lewis Tillman	SS ... Shaun Gayle
FB ... Raymond Harris	FS ... Mark Carter

RANKINGS

Team Stats	Bears	avg	rank
Total Yards	4679	292.4	23
Rushing Yards	1588	99.3	15
Passing Yards	3091	193.2	21
Points Scored	271	16.9	-
Opp	avg	rank	
Total Yards	5009	313.1	3
Rushing Yards	1922	120.1	13
Passing Yards	3087	192.9	5
Points Scored	307	19.2	-

1995 CHICAGO BEARS STATISTICS

Record: 9-7, .563

Third Place, NFC Central
Head Coach: Dave Wannstedt

Date	W/L	Score	Opponent	Points
09/03	W	31-14	MINNESOTA	63,036
09/11	L	24-27	GREEN BAY	64,855
09/17	W	25-6	at Tampa Bay	71,507
09/24	L	28-34	at St. Louis	59,679
10/08	W	31-27	CAROLINA	59,668
10/15	W	30-27	at Jacksonville	72,020
10/22	W	35-32	HOUSTON	63,545
10/30	W	14-6	at Minnesota	61,238
11/05	L	34-37	PITTSBURGH	61,838
11/12	L	28-35	at Green Bay	59,996
11/19	L	17-24	DETROIT	61,779
11/26	W	27-24	at N.Y. Giants	70,015
12/04	L	7-27	at Detroit	77,230
12/10	L	10-16	at Cincinnati	38,642
12/17	W	31-10	TAMPA BAY	49,475
12/24	W	20-14	PHILADELPHIA	52,391

Bears Opp

TOTAL FIRST DOWNS	340	316
Rushing	116	81
Passing	201	212
Penalty	23	23
3rd Down: Made/Att	88/207	101/217
3rd Down Pct.	42.5	46.5
4th Down: Made/Att	13/19	40/17
4th Down Pct.	68.4	58.8
POSSESSION AVG	29.55	30.05
TOTAL NET YARDS	5673	5442
Avg. Per Game	354.6	340.1
Total Plays	1030	1035
Avg. Per Play	5.5	5.3
NET YARDS RUSHING	1930	1441
Avg. Per Game	120.6	90.1
Total Rushes	492	405
NET YARDS PASSING	3743	4001
Avg. Per Game	233.9	250.1
Sacked/Yards Lost	15/95	35/239
Gross Yards	3838	4240
Att. Completions	523/315	595/374
Completion Pct.	60.2	62.9
Had Intercepted	10	16
PUNTS/AVERAGE	58/37.4	62/37.3
NET PUNTING AVG	58.30/9	62.31/8
PENALTIES/YARDS	71/601	104/821
FUMBLES/BALL LOST	26/16	25/13
TOUCHDOWNS	46	41
Rushing	15	9
Passing	29	27
Returns	2	5

PASSING	Att	Cmp	Yds	Cmp%	Yd/Att	TD	TD%	Int	Int%	Lg	Sack/Lost	Rating
Kramer	477	275	3011	57.7	6.31	14	2.9	14	2.9	78t	25/149	74.0
Mirer	103	53	420	51.5	4.08	0	0.0	6	5.8	34	16/92	37.7
Stenstrom	14	8	70	57.1	5.00	0	0.0	2	14.3	18	2/19	31.0
Conway	1	0	0	0.0	0.00	0	0.0	0	0.0	0	0/0	39.6
BEARS	595	336	3501	56.5	5.88	14	2.4	22	3.7	78t	43/260	66.1
OPPONENTS	476	273	3289	57.4	6.91	25	5.3	13	2.7	89t	38/259	84.8

Score by Period	1	2	3	4	OT	Tot
BEARS	73	130	91	98	0	392
OPPONENTS	93	112	66	86	3	360

SCORING	TDs:Ru-Pa-RK-PAT	FG	S	Pts
Butler	0 0 0 0	45/45	23/31	0 114
Conway	12 0 12 0	0	0	72
Salaam	10 10 0 0	0	0	60
Jennings	6 0 6 0	0	0	36
Graham	4 0 4 0	0	0	24
Green	3 3 0 0	0	0	18
Timpon	3 1 2 0	0	0	18
Flanigan	2 0 2 0	0	0	12
Wetnight	2 0 2 0	0	0	12
T. Carter	1 0 1 0	0	0	6
Kramer	1 1 0 0	0	0	6
Marshall	1 0 0 1	0	0	6
Minter	1 0 0 1	0	0	6
A. Fontenot	0 0 0 0	1	2	6
BEARS	46 15 29 2	45/45	23/31	392
OPPONENTS	41 9 27 5	40/40	24/29	360

2-Pt. Conversions: TEAM 0-1, OPPONENTS 1-1.

RUSHING	No	Yds	Avg	Lg	TD
Salaam	296	1074	3.6	42	10
Green	107	570	5.3	38	3
Tillman	29	78	2.7	9	0
Conway	5	77	15.4	20	0
A. Johnson	6	30	5.0	11	0
Kramer	35	39	1.1	11	1
T. Carter	10	34	3.4	7	0
Timpon	3	28	9.3	16	1
Flanigan	1	0	0.0	0	0
BEARS	492	1930	3.9	42	15
OPPONENTS	405	1441	3.6	29	9

RECEIVING	No	Yds	Avg	Lg	TD
Graham	82	1301	15.9	51	4
Conway	62	1037	16.7	76	12
T. Carter	40	329	8.2	27	1
Green	28	246	8.8	28	0
Jennings	25	217	8.7	20	6
Timpon	24	289	12.0	36	2
Wetnight	24	193	8.0	22	2
A. Johnson	13	86	6.6	18	0
Salaam	7	56	8.0	18	0
Gedney	5	52	10.4	15	0
Faulkerson	2	22	11.0	12	0
Flanigan	2	6	3.0	4	2
R. Harris	1	4	4.0	4	0
BEARS	315	3838	12.2	76	29
OPPONENTS	374	4240	11.3	99	27

PUNTING	No	Yds	Avg	Net	TB	In	Lg	B
Sauerbrun	55	2080	37.8	31.1	6	16	61	0
O'Neill	3	89	29.7	26.7	0	0	39	0
BEARS	58	2169	37.4	30.9	6	16	61	0
OPPONENTS	62	2311	37.3	31.8	8	21	57	2

INTS	No	Yds	Avg	Lg	TD
Woolford	4	21	5.3	16	0
Minniefield	3	37	12.3	37	0
Joseph	2	31	15.5	31	0
Lincoln	1	32	32.0	32	0
M. Carter	2	20	10.0	15	0
Mangum	1	2	2.0	2	0
Minter	1	2	2.0	2	1
Cox	1	1	1.0	1	0
Marshall	1	0	0.0	0	0
BEARS	16	146	9.1	37	1
OPPONENTS	10	203	20.3	98	1

KO RETURNS	No	Yds	Avg	Lg	TD
N. Lewis	42	904	21.5	52	0
Timpon	18	420	23.3	51	0
T. Carter	3	24	8.0	9	0
Green	3	29	9.7	19	0
Lundy TM	3	39	13.0	17	0
Lundy LG	1	11	11.0	11	0
Primus	2	39	19.5	22	0
Tillman	1	20	20.0	20	0
Graham	1	12	12.0	12	0
BEARS	71	1459	20.5	61	0
OPPONENTS	72	1570	21.8	54	0

PUNT RET.	Ret	FC	Yds	Avg	Lg	TD
Graham	23	14	183	8.0	39	0
Lundy	1	0	-4	-4.0	-4	0
BEARS	24	14	179	7.5	39	0
OPPONENTS	28	13	257	9.2	62	1

FGs	1-19	20-29	30-39	40-49	50+
Butler	0/0	16/19	5/6	2/4	0/2
BEARS	0/0	16/19	5/6	2/4	0/2
OPPONENTS	0/0	7/7	6/6	10/14	1/2
Butler(21G) (20G) (24G) (37G) (22G) (27G) () (23G) (25G) (21G) (20G) (28G) (22G) (47G) (35G) () (40G) (27G) (44N) () (39G) (25H) (52N) (27N) (34G) (37N) (53N) (27G) (26N) (23G) (40N) (27G) (28G) (37N) () (32G) (38G) (43G) (40G) (45G) (25G) (21G) (49G) (47N) (49G) (40G) (54N) (46N) (39G) (22G) (43G) (40G) (46G) (24G) () (43B) (25G) (22G) (42G) (36G) (28G) (37G) (39G) (42N) (50G) ()					

DEFENSE	(Top 10)	T	S	A	FF	FR	PD	Sa	Int
M. Carter	158	97	61	2	1	10	0	2	
Cain	119	73	46	0	0	5	0	0	
Smith	111	72	39	1	1	3	4	0	
Carrner	103	63	40	0	1	15	0	0	
Minter	99	55	44	1	0	4	0	1	
Cox	84	46	38	0	0	5	0	1	
Zorich	79	38	41	1	1	0	1	0	
Flanigan	77	46	31	0	0	1	1	0	
Lincoln	73	61	12	0	0	12	1	1	
Minniefield	72	49	23	0	0	10	0	0	

SACKS: Flanigan 11.0, Spellman 8.5, Smith 4.0, Thierry 4.0, A. Fontenot 2.5, Lincoln 1.0, Mangum 1.0, Simpson 1.0, Zorich 1.0
TEAM 35.0, OPPONENTS 15.0

USUAL STARTERS

Offense	Defense
WR ... Jeff Graham	RE ... John Thierry
LT ... Andy Heck	RT ... Chris Zorich
LG ... Todd Perry	LT ... Jim Flanigan
C ... Jerry Fontenot	LE ... Alonzo Spellman
RT ... Jay Leeuwenburg	WLB ... Ron Cox
RG ... James Williams	MLB ... Joe Cain
TE ... Keith Jennings	SLB ... Vinson Smith
WR ... Curtis Conway	RCB ... Jeremy Lincoln
QB ... Erik Kramer	LCB ... Donnell Woolford
RB ... Rashaun Salaam	SS ... Marty Carter
FB ... Tony Carter	FS ... Mark Carrer

RANKINGS

Team Stats	Bears	avg	rank
Total Yards	5673	354.6	9
Rushing Yards	1930	120.6	9
Passing Yards	3743	233.9	12
Points Scored	392	24.5	-
Opp avg rank			
Total Yards	5442	340.1	19
Rushing Yards	1441	90.1	15
Passing Yards	4001	250.1	271
Points Scored	360	22.5	-

History

Bears All-Time Results

1996 CHICAGO BEARS STATISTICS

Record: 7-9, .438

Third Place, NFC Central
Head Coach: Dave Wannstedt

Score by Period	1	2	3	4	OT	Tot
BEARS	70	89	57	67	0	283
OPPONENTS	48	140	62	55	0	305

SCORING	TDs:Ru-Pa-RK-PAT	FG	S	Pts
Jaeger	0 0 0 0	23/23	19/23	80
Conway	7 0 0 0	0	0	42
Ingram	6 0 6 0	0	0	36
R. Harris	5 4 1 0	0	0	30
Salaam	4 3 1 0	0	0	24
Huerta TM	0 0 0 0	3/3	4/7	15
Cox	1 0 0 1	0	0	6
Faulkerson	1 0 1 0	0	0	6
Flangan	1 0 1 0	0	0	6
Krieg	1 1 0 0	0	0	6
Lowery	1 0 0 1	0	0	6
Mathews	1 1 0 0	0	0	6
Spears	1 0 1 0	0	0	6
Wetnight	1 0 1 0	0	0	6
Woodford	1 0 0 1	0	0	6
BEARS	31 9 19 3	26/26	23/30	1283
OPPONENTS	37 13 21 3	35/36	16/23	308

2-Pt. Conversions	TEAM	O-5	OPPONENTS	O-1
BEARS	31	9	19	3
OPPONENTS	37	13	21	3

RUSHING	No	Yds	Avg	Lg	TD
R. Harris	194	748	3.9	23	4
Salaam	143	496	3.5	32	3
Green	60	249	4.2	19	0
Hicks	27	92	3.4	23	0
Conway	8	50	6.3	19	0
T. Carter	11	43	3.9	23	0
Timpon	3	21	7.0	13	0
Krieg	16	12	0.8	2	1
Kramer	8	4	0.5	3	0
Sauerbrinn	1	3	3.0	3	0
Mathews	1	2	2.0	2	1
BEARS	472	1720	3.6	32	9
OPPONENTS	427	1617	3.8	63	13

RECEIVING	No	Yds	Avg	Lg	TD
Conway	81	1049	13.0	58	7
Timpon	62	802	12.9	49	0
T. Carter	41	233	5.7	29	0
Ingram	33	389	11.8	24	6
R. Harris	32	296	9.3	47	1
Wetnight	21	223	10.6	38	1
Green	13	78	6.0	18	0
Neely	9	92	10.2	21	0
Salaam	7	44	6.3	11	1
Jennings	6	56	9.3	20	0
Cash	4	42	10.5	14	0
Ja. Jackson	4	39	9.8	14	0
Krieg	1	5	5.0	5	0
Faulkerson	1	1	1.0	1	1
Flangan	1	1	1.0	1	1
Spears	1	1	1.0	1	1
Hicks	1	-1	-1.0	-1	0
BEARS	318	3350	10.5	58	19
OPPONENTS	314	3476	11.1	62	21

PASSING	Att	Cmp	Yds	Cmp%	Yd/Att	TD	TD%	Int%	Lg	Sack/Lost	Rating	
Krieg	377	226	2278	59.9	6.04	14	3.7	12	3.2	53	14/104	76.3
Kramer	150	73	781	48.7	5.21	3	2.0	6	4.0	58	7/53	54.3
Mathews	17	13	158	76.5	9.29	1	5.9	0	0.0	26	1/3	124.1
Stenstrom	4	3	37	75.0	9.25	0	0.0	0	0.0	28	1/5	103.1
Sauerbrinn	2	2	63	100.0	31.50	0	0.0	0	0.0	47	0/0	118.8
Conway	1	1	33	100.0	33.00	1	100.0	0	0.0	33	0/0	158.3
BEARS	551	318	3350	57.7	6.08	19	3.4	18	3.3	58	23/165	73.4
OPPONENTS	524	314	3476	59.9	6.63	21	4.0	17	3.2	62	30/209	79.5

PUNTING	No	Yds	Avg	Net	TB	In	Lg	TD
Sauerbrinn	78	3491	44.8	34.9	12	15	72	0
BEARS	78	3491	44.8	34.9	12	15	72	0
OPPONENTS	73	3047	40.1	34.0	9	25	60	1

INTS	No	Yds	Avg	Lg	TD
Woodford	6	37	6.2	28	1
M. Carter	3	34	11.3	29	0
Marshall	2	20	10.0	20	0
Carner	2	0	0.0	0	0
W. Harris	2	0	0.0	0	0
Burton	1	11	11.0	11	0
Minter	1	5	5.0	5	0
BEARS	17	107	6.3	29	1
OPPONENTS	18	94	5.2	27	0

KO RETURNS	No	Yds	Avg	Lg	TD
Ja. Jackson	27	619	22.9	60	0
Ingram	25	580	23.2	45	0
Faulkerson	4	63	15.8	20	0
Marshall	0	75	---	75	0
BEARS	56	1337	23.9	88	0
OPPONENTS	52	1115	21.4	90	1

PUNT RET.	Ret.	FC	Yds	Avg	Lg	TD
Ingram	31	19	282	9.1	34	0
BEARS	31	19	282	9.1	34	0
OPPONENTS	42	12	527	12.5	88	2

FGs	1-19	20-29	30-39	40-49	50+
Jaeger	0/0	4/4	3/4	12/15	0/0
Huerta	0/0	0/0	3/5	1/2	0/0
BEARS	0/0	4/4	6/9	13/17	0/0
OPPONENTS	0/0	6/7	4/4	3/9	3/3
Huerta	31G	35N	42G	34G	(37G, 39N) (44N)
Jaeger	(1) (1) (1) (46G) (44G) (24G) (40G) (30G) (40G) (41G) (28G) (32N) (44N, 46N, 41G) (44G) (27G) (47N, 23G) (35G) (48G) (49G) (42G) (34G) () (45G) (40G) ()				
OPPONENTS	(28G) (43N, 28G) (50G) (44N) (33G) (34G) () (28G) (32G) (34G) (54G) (41G) (43G) (48G) (45G) (24G) () () (46N) (45N, 25G) (48N, 26N) (50G) (22G)				

DEFENSE	Top 10	T	S	A	FF	FR	PD	SA	Int
M. Carter	180	102	78	1	0	14	0	3	0
Cain	124	68	56	3	0	1	1	0	0
W. Harris	113	93	20	2	2	18	0	2	0
Minter	106	56	50	1	0	4	1.5	1	0
Cox	99	56	43	1	3	2	3	0	0
Smith	89	48	41	0	2	1	1	0	0
Woodford	78	63	15	0	0	20	0	6	0
Flangan	78	46	32	3	0	2	8	0	0
Flangan	78	43	35	0	0	1	5	0	0
Carner	76	40	36	1	1	7	0	2	0
SACKS:	Spellman 8.0, Flangan 5.0, A. Fontenot 4.5, Cox 3.0, Thruery 2.0, Mincefield 1.5, Minter 1.5, Simpson 1.5, Cain 1.0, Mangum 1.0, Smith 1.0								
TEAM 30.0, OPPONENTS 23.0									

USUAL STARTERS

Offense	Defense
WR ... Curtis Conway	RE ... Alonzo Spellman
LT ... Andy Heck	RT ... Carl Simpson
LG ... Todd Perry	LT ... Jim Flangan
C ... Jerry Fontenot	LE ... Albert Fontenot
RG ... Todd Burger	WLB ... Vinson Smith
RT ... James Williams	MLB ... Bryan Cox
TE ... Keith Jennings	SLB ... Joe Cain
WR ... Michael Timpon	RCB ... Walt Harris
QB ... Dave Krieg	LCB ... Donnell Woodford
RB ... Raymond Carter	SS ... Marty Carter
FB ... Tony Carter	FS ... Mark Carrier

RANKINGS

Team Stats	Bears	avg	rank
Total Yards	4905	306.6	21
Rushing Yards	1720	107.6	16
Passing Yards	3185	199.1	19
Points Scored	283	17.7	-
Opp	avg	rank	
Total Yards	4884	305.3	12
Rushing Yards	1617	101.1	11
Passing Yards	3267	204.2	14
Points Scored	305	19.1	-

1997 CHICAGO BEARS STATISTICS

Record: 4-12, .250

Fifth Place, NFC Central

Head Coach: Dave Wannstedt

Date	Time	Opponent	Score
09/01	L 24-38	at Green Bay	60,766
09/07	L 24-27	MINNESOTA	59,263
09/14	L 7-32	DETROIT	59,147
09/21	L 3-31	at New England	59,873
09/28	L 3-27	at Dallas	64,082
10/05	L 17-20	NEW ORLEANS	58,865
10/12	L 23-24	GREEN BAY	62,212
10/27	W 36-33	ot at Miami	73,156
11/02	L 8-31	WASHINGTON	53,032
11/09	L 22-29	at Minnesota	63,443
11/16	L 15-23	N.Y. JETS	45,642
11/23	W 13-7	TAMPA BAY	43,955
11/27	L 20-55	at Detroit	77,904
12/07	W 20-3	BUFFALO	39,784
12/14	W 13-10	at St. Louis	66,030
12/21	L 15-31	at Tampa Bay	70,930

Bears Opp

TOTAL FIRST DOWNS	305	281
Rushing	94	97
Passing	188	156
Penalty	23	28
3rd Down: Made/Att	91/253	60/189
3rd Down Pct.	36.0	31.7
4th Down: Made/Att	14/27	33.3
4th Down Pct.	51.9	33.9
POSSESSION AVG	33.08	26.52
TOTAL NET YARDS	4987	4888
Avg. Per Game	311.7	305.5
Total Plays	1128	935
Avg. Per Play	4.4	5.2
NET YARDS RUSHING	1746	1858
Avg. Per Game	109.1	116.1
Total Rushes	490	421
NET YARDS PASSING	3241	3030
Avg. Per Game	202.6	189.4
Sacked/Yards Lost	43/260	38/259
Gross Yards	3501	3289
Att. Completions	595/336	476/273
Completion Pct.	56.5	57.4
Had Intercepted	22	13
PUNTS AVERAGE	96-42.5	81-43.5
NET PUNTING AVG	96-32.6	81-36.6
PENALTIES YARDS	107/867	93/763
FUMBLE BALL LOST	33/19	25/17
TOUCHDOWNS	28	50
Rushing	14	18
Passing	14	25
Returns	0	7

Player	Att		Cmp		Yds		Cmp%		Yd/Att		TD		Int		Int%		Lck		Sack/Lost		Rating	
	Att	Cmp	Yds	Cmp%	Yd/Att	TD	Int	Int%	Lck	Sack/Lost	Rating											
Kramer	477	275	3011	57.7	6.31	14	2.9	14	2.9	781	25/149	74.0										
Mirer	107	53	420	51.5	4.08	0	0.0	6	5.8	34	16/92	37.7										
Stensrom	14	8	70	57.1	5.00	0	0.0	2	14.3	18	2/19	31.0										
Conway	1	0	0	0.0	0.00	0	0.0	0	0.0	0	0/0	39.6										
BEARS	595	336	3501	56.5	5.88	14	2.4	22	3.7	781	43/260	66.1										
OPPONENTS	476	273	3289	57.4	6.91	25	5.3	13	2.7	891	38/259	84.8										

Score by Period	1	2	3	4	OT	Tot
BEARS	61	72	36	91	3	263
OPPONENTS	78	123	107	113	0	421

SCORING TDs:Ru-Pa-RK-PAT FG S Pts

Jaeger	0	0	0	0	20/20	21/26	0	83
R. Harris	10	10	0	0	0	0	0	60
Proehl	7	0	7	0	0	0	0	44
Penn	3	0	3	0	0	0	0	18
Engram	2	0	2	0	0	0	0	14
Kramer	2	2	0	0	0	0	0	12
Autry	1	1	0	0	0	0	0	8
Mirer	1	1	0	0	0	0	0	8
Conway	1	0	1	0	0	0	0	6
Wetnight	1	0	1	0	0	0	0	6
Flanigan	0	0	0	0	0	0	0	2

BEARS 28 14 14 0 20/20 21/26 1 263

OPPONENTS 50 18 25 7 45/45 24/32 0 421

2-Pt. Conversions: Autry, Engram, Flanigan, Mirer, Proehl, TEAM 5-8, OPPONENTS 2-5.

RUSHING No Yds Avg Lg TD

R. Harris	275	1033	3.8	681	10
Autry	112	319	2.8	17	1
Salaam	31	112	3.6	17	0
Kramer	27	83	3.1	31	1
Mirer	20	78	3.9	20	2
T. Carter	9	56	6.2	16	0
Harmon LG	10	36	3.6	14	0
Harmon TM	2	6	3.0	4	0
Conway	3	17	5.7	10	0
Hicks	4	14	3.5	8	0
Smith	1	12	12.0	12	0
Sauerbrun	2	8	4.0	8	0
Hughes	1	3	3.0	3	0
Le Bel	1	0	0.0	0	0
Penn	1	-1	-1.0	-1	0
BEARS	490	1746	3.6	681	14
OPPONENTS	421	1858	4.4	76	18

RECEIVING No Yds Avg Lg TD

Proehl	58	753	13.0	781	7
Penn	47	576	12.3	33	3
Wetnight	46	464	10.1	34	1
Engram	45	399	8.9	23	2
Conway	30	476	15.9	551	1
R. Harris	28	115	4.1	16	0
Tom Carter	24	152	6.3	19	0
Harmon LG	18	197	10.9	27	0
Harmon TM	2	8	4.0	6	0
Jennings	14	164	11.7	23	0
Bowens	12	146	12.2	21	0
Autry	9	59	6.6	14	0
Allred	8	70	8.8	18	0
Hughes	8	68	8.5	16	0
Smith	2	22	11.0	12	0
Salaam	2	20	10.0	18	0
T. Allen	1	9	9.0	9	0
BEARS	336	3501	10.4	781	14
OPPONENTS	273	3289	12.0	891	25

PUNTING	No	Yds	Avg	Net	TB	In	Lg	B
Sauerbrun	95	4059	42.7	32.8	11	26	67	0
Jaeger	1	18	18.0	18.0	0	0	18	0
BEARS	96	4077	42.5	32.6	11	26	67	0
OPPONENTS	81	3526	43.5	36.6	12	28	72	0

INTS No Yds Avg Lg TD

W. Harris	5	30	6.0	12	0
Tom Carter	3	12	4.0	12	0
Mangum	2	4	2.0	4	0
Marshall TM	2	0	0	0	0
Marshall	1	14	14.0	14	0
BEARS	13	60	4.6	14	0
OPPONENTS	22	328	14.9	381	1

KO RETURNS No Yds Avg Lg TD

Hughes	43	1008	23.4	58	0
Bowens	19	396	20.8	36	0
Smith	10	196	19.6	28	0
Allred	2	21	10.5	11	0
Tom Carter	2	34	17.0	19	0
Engram	2	27	13.5	20	0
Harmon LG	1	16	16.0	16	0
Wetnight	1	9	9.0	9	0
Marshall TM	0	3	---	3	0
BEARS	79	1694	21.4	58	0
OPPONENTS	52	1237	23.8	69	0

PUNT RET. Ret FC Yds Avg Lg TD

Hughes	36	7	258	7.2	19	0
Proehl	8	1	59	7.4	14	0
Dulaney	1	0	0	0.0	0	0
Engram	1	0	4	4.0	4	0
BEARS	46	8	321	7.0	19	0
OPPONENTS	52	16	727	14.0	831	2

FGs 1-19 20-29 30-39 40-49 50+

Jaeger	0/0	8/9	8/10	4/6	1/1
BEARS	0/0	8/9	8/10	4/6	1/1
OPPONENTS	0/0	9/9	12/12	3/9	0/2
Jaeger	(42G) (39G) () () (38G) (21G) (23G) (41G) (39G) (23G) (47G) (35G) () (29G) (32G) (36G) (34N) (32N) (32G) (25G) (41N) (52G) (32G) (45N) (41G) (38G) (22B) (27G) (20G) () ()				
OPPONENTS	(38G) (36G) (29G) (33G) (40N) (28G) (42N) (23G) (33G) (29G) (32G) (27G) (33G) (23G) (38G) (48G) (37G) () (38G) (53N) (48N) (34G) (36G) (34G) (50N) (40N) (40G) (29G) (41N) (43G) (40N) (28G) (20G) ()				

DEFENSE

(Top 10)	T	S	A	FF	FR	PD	Sa	Int
Mangum	149	79	69	0	2	9	1	2
M. Carter	142	81	59	1	0	6	1	1
Minter	134	69	58	1	3	3	6	0
H. Cox	133	77	50	1	1	5	5	0
W. Harris	94	75	15	4	1	19	0	5
R. Cox	83	44	37	1	0	2	1	0
Flanigan	81	45	28	2	3	0	6	0
Simpson	61	26	30	0	0	5	4	5
Tom Carter	56	49	7	0	0	19	0	3
Reeves	52	24	27	0	1	0	0	5

SACKS: Flanigan 6.0, Minter 6.0, B. Cox 5.0, Simpson 4.5, Thomas 4.5, Marshall TM 3.0, Thierry 3.0, Spellman 2.0, M. Carter 1.0, R. Cox 1.0, Mangum 1.0, Gramsoms 0.5, Reeves 0.5

TEAM 38.0, OPPONENTS 43.0

USUAL STARTERS

Offense	Defense
WR ... Bobby Engram	RE ... Carl Reeves
LT ... Andy Heck	RT ... Carl Simpson
LG ... Todd Perry	LE ... Jim Flanigan
C ... Chris Villarrial	LT ... John Thierry
RG ... Todd Burger	WLB ... Barry Minter
RT ... James Williams	MLB ... Bryan Cox
TE ... Keith Jennings	SLB ... Ron Cox
WR ... Ricky Proehl	RCB ... Walt Harris
QB ... Erik Kramer	LCB ... Tom Carter
RB ... Raymont Harris	SS ... Marty Carter
FB ... Tony Carter	FS ... John Mangum

RANKINGS

Team Stats	Bears	avg	rank
Total Yards	4987	31.7	17
Rushing Yards	1746	109.1	16
Passing Yards	3241	202.6	16
Points Scored	261	16.4	-
Opp	avg	rank	
Total Yards	4888	305.5	12
Rushing Yards	1858	116.1	19
Passing Yards	3030	189.4	11
Points Scored	421	26.3	-

History

Bears All-Time Results

1998 CHICAGO BEARS FOOTBALL

Record: 4-12

Fifth Place, NFC Central

Head Coach: Dave Wannstedt

Date	Time	Opponent	Score
09/06	L 23-24	JACKSONVILLE	55,614
09/13	L 12-17	at Pittsburgh	59,084
09/20	L 15-27	at Tampa Bay	64,328
09/27	L 28-31	MINNESOTA	57,783
10/04	W 31-27	DETROIT	55,562
10/11	L 7-20	at Arizona	47,860
10/18	W 13-12	DALLAS	59,201
10/25	W 23-20	at Tennessee	40,089
11/08	L 12-20	ST. LOUIS	50,263
11/15	L 3-26	at Detroit	63,152
11/22	L 13-20	at Atlanta	60,804
11/29	L 17-31	TAMPA BAY	51,938
12/06	L 22-48	at Minnesota	64,247
12/13	L 20-26	at Green Bay	59,813
12/20	W 24-3	BALTIMORE	40,853
12/27	L 13-16	GREEN BAY	58,393

Bears Opp

TOTAL FIRST DOWNS	264	300
Rushing	89	121
Passing	154	155
Penalty	21	24
3rd Down Made/Att	75/215	80/196
3rd Down Pct	34.9	40.8
4th Down Made/Att	11/25	3/6
4th Down Pct	44.0	50.0
POSSESSION AVG	29.26	30.34
TOTAL NET YARDS	4766	5103
Avg. Per Game	297.9	318.9
Total Plays	479	963
Avg. Per Play	9.9	5.3
NET YARDS RUSHING	1713	1875
Avg. Per Game	107.1	117.2
Total Rushes	454	479
NET YARDS PASSING	3053	3228
Avg. Per Game	190.8	201.8
Sacked/Yards Lost	31/224	28/173
Gross Yards	3277	3401
Att./Completions	494/284	456/292
Completion Pct.	57.5	64.0
Had Intercepted	13	14
PUNTS/AVERAGE	30/42.6	72/42.8
NET PUNTING AVG	80/36.5	72/35.7
PENALTY YARDS	86/714	102/852
FUMBLES/BALL LOST	29/21	33/14
TOUCHDOWNS	30	42
Rushing	9	12
Passing	16	27
Returns	5	3

PASSING	Att	Cmp	Yds	Cmp%	Yd/Att	TD	3% Tnt	Int%	Lg	Sack/Lost	Rating	
Kramer	250	151	1823	60.4	7.29	9	2.6	7	2.8	79t	10/71	83.1
Stenstrom	196	112	1252	57.1	6.39	4	2.0	6	3.1	48	19/137	70.4
Moreno	43	19	166	44.2	3.86	1	2.3	0	0.0	21t	2/16	62.7
Bennett	2	1	18	50.0	9.00	1	50.0	0	0.0	18t	0/0	120.8
Horan	2	1	18	50.0	9.00	1	50.0	0	0.0	18t	0/0	120.8
Conway	1	0	0	0.0	0.00	0	0.0	0	0.0	0	0/0	39.6
BEARS	494	284	3277	57.5	6.63	16	3.2	13	2.6	79t	31/224	77.5
OPPONENTS	456	292	3401	64.0	7.46	27	5.9	14	3.1	98t	28/173	93.5

Score by Period	1	2	3	4	Ot	Tot
BEARS	51	95	53	77	0	276
OPPONENTS	61	104	116	87	0	368

SCORING	TDs:Ru-Pa-RK-PAT	FG	S	Pts				
Jaeger	0	0	0	0	27/28	21/26	0	90
Engram	5	0	5	0	0	0	0	30
Penn	3	0	3	0	0	0	0	20
Conway	3	0	3	0	0	0	0	20
Milburn	3	0	3	0	0	0	0	18
J. Allen	2	1	1	0	0	0	0	12
Bennett	2	2	0	0	0	0	0	12
Chaney	2	2	0	0	0	0	0	12
Stenstrom	2	2	0	0	0	0	0	12
Weighting	2	0	2	0	0	0	0	12
Bowens	1	0	1	0	0	0	0	6
Hallock	1	1	0	0	0	0	0	6
W. Harris	1	0	1	0	0	0	0	6
Kramer	1	1	0	0	0	0	0	6
S. Lee	1	0	1	0	0	0	0	6
M. Robinson	1	0	1	0	0	0	0	6
Thierry	0	0	0	0	0	1	2	0
BEARS	30	9	16	5	27/28	21/26	2	276
OPPONENTS	42	12	27	3	36/38	26/31	0	368

2-Pt. Conversions: 12 Bears, TEAM 1-2, OPPONENTS 1-4.

RUSHING	No	Yds	Avg	Lg	TD
Bennett	173	611	3.5	43	2
Enis	133	497	3.7	29	0
J. Allen	58	270	4.7	57	1
Chaney	29	122	4.2	14	2
Stenstrom	18	79	4.4	14	2
Conway	5	48	9.6	29	0
Hallock	13	41	3.2	14	1
Kramer	13	17	1.3	8	1
Moreno	4	9	2.3	9	0
Milburn	4	8	2.0	3	0
Morris	3	8	2.7	6	0
Engram	1	3	3.0	3	0
BEARS	454	1713	3.8	57	9
OPPONENTS	479	1875	3.9	50	12

RECEIVING	No	Yds	Avg	Lg	TD
Engram	64	987	15.4	79t	5
Conway	54	733	13.6	47	3
Penn	31	448	14.5	37	3
Bennett	28	209	7.5	31	0
Hallock	25	166	6.6	16	0
Weighting	23	168	7.3	30	2
Mayes	21	217	10.3	22	0
Chaney	11	102	9.3	15	0
J. Allen	8	77	9.6	33	1
Enis	6	20	3.3	7	0
Bowens	5	69	13.8	44	1
M. Robinson	4	44	11.0	20t	1
Milburn	4	37	9.3	13	0
BEARS	284	3277	11.5	79t	16
OPPONENTS	292	3401	11.6	98t	27

PUNTING	No	Yds	Avg	Net	TB	In	Lg	B
Horan	64	2643	41.3	35.4	4	12	57	0
Sauerbrun	15	741	49.4	42.1	3	6	71	0
Jaeger	1	27	27.0	27.0	0	0	27	0
BEARS	80	3411	42.6	36.5	7	18	71	0
OPPONENTS	72	3084	42.8	35.7	11	20	68	1

INTS	No	Yds	Avg	Lg	TD
W. Harris	4	41	10.3	26	1
Collins	3	29	9.7	28	0
T. Carter	2	20	10.0	19	0
Minter	1	17	17.0	17	0
Thierry	1	14	14.0	14	0
Parrish	1	8	8.0	8	0
Cousin	1	0	0.0	0	0
S. Harris	1	0	0.0	0	0
BEARS	14	129	9.2	28	1
OPPONENTS	13	146	11.2	33t	1

KO RETURNS	No	Yds	Avg	Lg	TD
Milburn	62	1550	25.0	94t	2
Chaney	2	18	9.0	18	0
Bowens	1	19	19.0	19	0
Wiegmann	1	8	8.0	8	0
BEARS	66	1595	24.2	94t	2
OPPONENTS	55	1097	19.9	40	0

PUNT RET.	Rot	FC	Yds	Avg	Lg	TD
Milburn	25	15	291	11.6	93t	1
BEARS	25	15	291	11.6	93t	1
OPPONENTS	38	19	349	9.2	53	1

FGs	1-19	20-29	30-39	40-49	50+																											
Jaeger	2/2	8/9	9/10	1/4	1/1																											
BEARS	2/2	8/9	9/10	1/4	1/1																											
OPPONENTS	2/2	12/12	3/4	7/10	2/3																											
Jaeger	45G	35G	42N	19G	19G	36G	26G																									
29G	52G	()	(23G)	()	(22G)	29G	(39G)	26G																								
34N	33G	(31G)	(31G)	(43N)	(35G)	32G	(33G)	()																								
()	()	(20G)	(29G)	48N	21G																											
OPPONENTS	(23G)	(49G)	()	(50G)	(28G)	53N	43G	(49G)	46N	40G	(23G)	23G	(29G)	19G	49B	(24G)	33G	(24G)	25G	(50G)	44G	(28G)	30G	20G	(35G)	43G	40G	24G	(45B)	27G	(39N)	18G

DEFENSE	T	S	A	FF	FR	PD	Sa	Int	
(M. Carter)	159	101	58	0	2	5	0	0	
Minter	140	93	44	2	1	2	1	1	
Parrish	111	70	35	5	2	7	1	1	
S. Harris	107	70	35	1	0	2	1	0	
Wells	98	51	44	0	0	3	3	0	
Flanigan	86	34	42	1	1	0	8	5	0
W. Harris	85	65	49	1	1	21	0	4	
Cousin	73	55	17	2	2	18	0	1	
McDonald	57	36	18	2	0	4	1	0	
Lee	57	30	24	1	1	0	2	0	

SACKS: Flanigan 8.5, Thomas 7.5, TM 4.5, Thierry 3.5, Wells 3.0, S. Lee 2.0, Gramsman 1.0, S. Harris 1.0, McDonald 1.0, Minter 1.0, Parrish 1.0, Reeves 1.0, B. Robinson 0.5

TEAM 28.0, OPPONENTS 31.0

USUAL STARTERS

Offense	Defense
WR ... Bobby Engram	RE ... Shawn Lee
LT ... Andy Heck	RT ... Mike Wells
LG ... Todd Perry	LE ... Jim Flanigan
C ... Casey Wiegmann	LT ... John Thierry
RG ... Chris Villarrial	WLB ... Sean Harris
RT ... James Williams	MLB ... Barry Minter
TE ... Alorzo Mayes	SLB ... Rico McDonald
WR ... Curtis Conway	RCB ... Walt Harris
QB ... Erik Kramer	LCB ... Terry Cousin
RB ... Edgar Bennett	SS ... Marty Carter
FB ... Ty Hallock	FS ... Tony Parrish

RANKINGS

Team Stats	Bears	avg	rank
Total Yards	4766	297.9	21
Rushing Yards	1713	107.1	17
Passing Yards	3053	190.8	23
Points Scored	276	17.3	-
Opp	avg	rank	
Total Yards	5103	318.9	14
Rushing Yards	1875	117.2	19
Passing Yards	3228	201.8	15
Points Scored	368	23	-

History

Bears All-Time Results

2000 CHICAGO BEARS BEARS STATISTICS

Record: 5-11, .313

Fifth Place, NFC Central

Head Coach: Dick Jauron

Date	Result	Opponent	Score
09/03	L	at Minnesota	64,104
09/10	L	at Tampa Bay	65,569
09/17	L	N.Y. GIANTS	66,944
09/24	L	DETROIT	66,944
10/01	W	at Green Bay	59,869
10/08	L	NEW ORLEANS	66,944
10/15	L	MINNESOTA	66,944
10/22	L	at Philadelphia	65,553
11/05	W	INDIANAPOLIS	66,944
11/12	L	at Buffalo	72,420
11/19	W	TAMPA BAY	66,944
11/26	L	at N.Y. Jets	77,354
12/03	L	GREEN BAY	66,944
12/10	W	NEW ENGLAND	66,944
12/17	L	at San Francisco	68,306
12/24	W	at Detroit	71,957

Bears Opp

TOTAL FIRST DOWNS	239	297
Rushing	89	106
Passing	143	172
Penalty	7	19
3rd Down Made/Att	67/222	82/223
3rd Down Pct.	30.2	36.8
4th Down Made/Att	11/25	12/17
4th Down Pct.	44.0	70.6
POSSESSION AVG	28.30	31.30
TOTAL NET YARDS	4541	5234
Avg. Per Game	283.8	327.1
Total Plays	993	1035
Avg. Per Play	4.6	5.1
NET YARDS RUSHING	1736	1827
Avg. Per Game	108.5	114.2
Total Rushes	417	469
NET YARDS PASSING	2805	3407
Avg. Per Game	175.3	212.9
Sacked Yards Lost	34/200	36/230
Gross Yards	3005	3637
Att. Completions	542/304	530/332
Completion Pct.	56.1	62.6
Had Intercepted	16	11
PUNTS/AVERAGE	96/37.8	91/39.9
NET PUNTING AVG	96/33.7	91/34.7
PENALTIES/YARDS	90/696	78/727
FUMBLE/BALL LOST	27/13	20/9
TOUCHDOWNS	22	43
Rushing	6	15
Passing	12	25
Returns	4	3

PASSING	Att	Cmp	Yds	Cmp%	Yd/Att	TD	TD%	Int	Int%	Lg	Sack/LOst	Rating
McNowen	280	154	1646	55.0	5.88	8	2.9	9	3.2	68t	27/169	68.5
Matthews	178	102	964	57.3	5.42	3	1.7	6	3.4	41	5/24	64.0
Miller	82	47	382	57.3	4.66	1	1.2	1	1.2	34t	2/7	68.2
Aguar	1	1	13	100.0	13.0	0	0.0	0	0.0	13	0/0	118.8
Hartsell	1	0	0	0.0	0.0	0	0.0	0	0.0	0	0/0	39.6
BEARS	542	304	3005	56.1	5.54	12	2.2	16	3.0	68t	34/200	67.0
OPONENTS	530	332	3637	62.6	6.86	25	4.7	11	2.1	66	36/230	90.0

Score by Period	1	2	3	4	OT	Tot
BEARS	46	59	52	59	0	216
OPONENTS	47	117	88	103	0	355

SCORING TDs:Ru-Pa-RK-PAT FG S Pts

Edinger	0	0	0	0	21/21	21/27	84
M. Robinson	5	0	5	0	0	0	30
Allen	3	2	1	0	0	0	18
McNowen	3	3	0	0	0	0	18
Booker	2	0	2	0	0	0	12
Kennison	2	0	2	0	0	0	12
Allred	1	0	1	0	0	0	6
Brown	1	0	1	0	0	0	6
Enis	1	1	0	0	0	0	6
W. Harris	1	0	1	0	0	0	6
McQuarters	1	0	1	0	0	0	6
Parrish	1	0	1	0	0	0	6
White	1	0	1	0	0	0	6
BEARS	22	6	12	4	21/21	21/27	216
OPONENTS	43	15	25	3	41/41	18/26	355

2-Pt. Conversions: TEAM 0-1, OPONENTS 1-2.

RUSHING No Yds Avg Lg TD

Allen	290	1120	3.9	29	2
McNowen	50	326	6.5	30	3
Enis	36	84	2.3	11t	1
Barnes	15	81	5.4	20	0
Kennison	3	72	24.0	52	0
Matthews	10	35	3.5	14	0
M. Robinson	1	9	9.0	9	0
Milburn	1	6	6.0	6	0
Miller	7	5	0.7	3	0
Ingram	1	1	1.0	1	0
Booker	2	-1	-0.5	5	0
Bates	1	-2	-2.0	2	0
BEARS	417	1736	4.2	52	6
OPONENTS	469	1827	3.9	72t	15

RECEIVING No Yds Avg Lg TD

M. Robinson	55	738	13.4	68t	5
Kennison	55	549	10.0	26	2
Booker	47	490	10.4	41	2
Allen	39	291	7.5	26	1
Brooks	26	216	8.3	27	0
Sinceno	23	206	9.0	28	0
Ingram	16	109	6.8	25	0
White	10	87	8.7	25t	1
Allred	9	109	12.1	25	1
Enis	8	68	8.5	18	0
Bates	4	42	10.5	18	0
Mayes	4	40	10.0	19	0
Dragas	4	28	7.0	10	0
Wells	1	13	13.0	13	0
Milburn	1	8	8.0	8	0
Lynan	1	7	7.0	7	0
Lyman	1	4	4.0	4	0
BEARS	304	3005	9.9	68t	12
OPONENTS	332	3637	11.0	66	25

PUNTING	No	Yds	Avg	Net	TB	In	Lg	B
Aguar	52	2017	38.8	34.9	4	8	56	0
Bartholomew	44	1607	36.5	32.2	3	12	52	0
BEARS	96	3624	37.8	33.7	7	20	56	0
OPONENTS	91	3629	39.9	34.7	8	29	59	0

INTS No Yds Avg Lg TD

Parrish	3	81	27.0	38	1
W. Harris	2	35	17.5	35t	1
Urlicher	2	19	9.5	19	0
McQuarters	1	61	61.0	61t	1
Brown	1	35	35.0	35t	1
Wells	1	21	21.0	21	0
Azumah	1	2	2.0	2	0
BEARS	11	254	23.1	61t	4
OPONENTS	16	150	9.4	38t	1

KO RETURNS No Yds Avg Lg TD

Milburn	63	1468	23.3	38	0
Enis	2	30	15.0	19	0
Sinceno	1	12	12.0	12	0
Tucker	1	0	0.0	0	0
Tunney	1	2	2.0	2	0
BEARS	68	1512	22.2	38	0
OPONENTS	51	1105	21.7	48	0

PUNT RET. Ret FC Yds Avg Lg TD

Milburn	35	26	300	8.6	25	0
W. Harris	1	1	34	14.0	14	0
BEARS	36	27	314	8.7	25	0
OPONENTS	36	33	251	7.0	25	0

FGs 1-19 20-29 30-39 40-49 50+

Edinger	1/1	5/5	7/9	6/10	2/2			
BEARS	1/1	5/5	7/9	6/10	2/2			
OPONENTS	1/1	6/6	3/8	7/9	1/2			
Edinger:29G	49G	(42N)	(49N)	()	(19G	42N,		
47G)	(30N,	38G)	(22G)	(25G	33G	40G)	(41G	
37G)	(24G)	(34G	38N,	48G)	(39G)	(32G	46G)	
(24G	47N)	()	(37G	50G	54G)			
OPONENTS	(35G	38G	45G)	(50N,	23G	47G)		
(34N,	41B,	31B)	(32B)	(42G)	(44G)	()	(51G	29G)
(19G)	(27G	42G	39N)	(33G)	(20G	46N)	()	(40G)
(33N,	28G)	(41G	26G)					

DEFENSE

(Top 10) T S A FF FR PD Sa Int

Urlicher	165	103	54	0	1	3	8	2
Brown	118	77	41	0	1	6	0	1
S. Harris	102	71	29	1	0	0	1	0
Parrish	101	64	33	2	0	8	2	3
Holdman	87	63	23	1	0	0	0	0
T. Smith	82	56	25	1	1	8	0	0
B. Robinson	77	52	20	0	0	9	4	5
Flanagan	64	30	30	0	1	0	4	0
Wells	64	29	34	0	0	1	1	1
Daniels	55	29	20	0	1	3	6	0
SACKS: Urlicher 8.0, Daniels 6.0, B. Robinson 4.5, Flanagan 4.0, Colvin 3.0, Parrish 2.0, F. Smith 2.0, S. Harris 1.0, Wells 1.0, McQuarters 1.0, Tunney 1.0, Culppepper 1.0, Wilson 1.0, Simmons 0.5								
TEAM 36.0, OPONENTS 34.0								

USUAL STARTERS

Offense	Defense
WR ... Eddie Kennison	RE ... Phillip Daniels
LT ... Blake Brockmeyer	RT ... Mike Wells
LG ... Todd Perry	LT ... Jim Flanigan
C ... Olin Kruzet	LE ... Bryan Robinson
RG ... Chris Villarrial	WLB ... Warrick Holdman
RT ... James Williams	MLB ... Brian Urlicher
TE ... Kaseem Sinceno	SLB ... R. Colvin/S. Harris
WR ... Marcus Robinson	RCB ... Thomas Smith
QB ... Cade McNowen	LCB ... Walt Harris
RB ... James Allen	SS ... Tony Parrish
FB ... Curtis Enis	FS ... Mike Brown

RANKINGS

Team Stats	Bears	avg	rank
Total Yards	4542	283.8	23
Rushing Yards	1736	108.5	21
Passing Yards	2805	175.3	23
Points Scored	216	13.5	28
Opp avg rank			
Total Yards	5234	327.1	16
Rushing Yards	1827	114.2	19
Passing Yards	3407	212.9	17
Points Scored	355	22.2	20

2001 CHICAGO BEARS STATISTICS

Record: 13-3, .813

First Place, NFC Central
Head Coach: Dick Jauron

09/09	L	6-17	at Baltimore	69,365
09/23	W	17-10	MINNESOTA	66,944
10/07	W	31-3	at Atlanta	47,640
10/14	W	20-13	ARIZONA	66,944
10/21	W	24-0	at Cincinnati	63,408
10/28	W	37-31(ot)	SAN FRANCISCO	66,944
11/04	W	27-21(ot)	CLEVELAND	66,944
11/11	L	12-20	GREEN BAY	66,944
11/18	W	27-24	at Tampa Bay	65,612
11/25	W	13-6	at Minnesota	64,214
12/02	W	13-10	DETROIT	66,944
12/09	L	7-17	at Green Bay	59,869
12/16	W	27-3	TAMPA BAY	66,944
12/23	W	20-15	at Washington	78,884
12/30	W	24-0	at Detroit	76,067
01/06	W	33-13	JACKSONVILLE	66,944
PLAYOFFS				
01/19	L	19-33	PHILADELPHIA	66,944

		Bears	Opp
TOTAL FIRST DOWNS277.....277			
Rushing	100271
Passing	153191
Penalty	2415
3rd Down: Made/Att	74/22580/223
3rd Down Pct.	32.935.9
4th Down: Made/Att	10/214/17
4th Down Pct.	47.623.5
POSSESSION AVG30.35.....29.25			
TOTAL NET YARDS4694.....4978			
Avg. Per Game	293.4311.1
Total Plays	10201023
Avg. Per Play	4.64.9
NET YARDS RUSHING1742.....1313			
Avg. Per Game	108.982.1
Total Rushes	475373
NET YARDS PASSING2952.....3665			
Avg. Per Game	184.5229.1
Sacked Yards Lost	17/12048/294
Good Yards	30723959
Att./Completions	528/315602/355
Completion Pct.	59.759.0
Had Intercepted	1620
PUNTS AVERAGE88/42.5.....90/40.7			
NET PUNTING AVG88/37.0.....90/32.2			
PENALTIES YARDS63/622.....97/800			
FUMBLES/BALL LOST21/8.....34/17			
TOUCHDOWNS37.....21			
Rushing	126
Passing	2012
Returns	53

PASSING	Att	Cmp	Yds	Cmp%	Yd/Att	TD%	Int%	Lg	Sack/Lost	Rating		
Miller	395	228	2299	57.7	5.82	13	3.3	10	2.5	666	111/72	74.9
Mathews	129	84	694	65.1	5.38	5	3.9	6	4.7	344	6/48	72.3
Booker	2	1	34	50.0	17.00	1	50.0	0	0.0	344	0/0	135.4
Johnson	1	1	18	100.0	18.00	0	0.0	0	0.0	18	0/0	118.8
Maynard	1	1	27	100.0	27.00	1	100.0	0	0.0	27	0/0	158.3
Bears	528	315	3072	59.7	5.82	20	3.8	16	3.0	666	17/120	76.0
OPPONENTS	602	355	3959	59.0	6.58	12	2.0	20	3.3	608	48/294	71.4

Score by Period	1	2	3	4	OT	Tot
BEARS	38	96	71	121	12	338
OPPONENTS	48	31	71	53	0	203

SCORING	TDs:Ru-Pa-RK-PAT	FG	S	Pts				
Edinger	0	0	0	34	26/31	0	12	338
Booker	8	0	8	0	0	48	0	48
Thomas	7	7	0	0	0	44	0	44
Johnson	4	4	0	0	0	24	0	24
Terrill	4	0	4	0	0	24	0	24
Allen	2	1	1	0	0	12	0	12
Baxter	2	0	2	0	0	12	0	12
Brown	2	0	2	0	0	12	0	12
M. Robinson	2	0	2	0	0	12	0	12
Urlacher	2	0	1	1	0	12	0	12
Hates	1	0	1	0	0	6	0	6
Harris	1	0	0	1	0	6	0	6
McQuarters	1	0	0	1	0	6	0	6
Shelton	1	0	1	0	0	6	0	6
BEARS	37	12	20	5	34/34	26/31	1	338
OPPONENTS	21	6	12	3	19/20	18/28	1	203
2-Pt. Conversions: Thomas, TEAM 1-1, OPPONENTS 1-1.								

RUSHING	No	Yds	Avg	Lg	TD
Thomas	278	1183	4.3	46	7
Allen	135	469	3.5	19	1
Johnson	20	99	5.0	34	4
Booker	4	8	2.0	13	0
Mathews	4	5	1.3	3	0
Denson	1	4	4.0	4	0
Milburn TM	3	3	1.0	4	0
Maynard	1	-10	-10.0	-10	0
Miller	29	-19	-7	3	0
BEARS	475	1742	3.7	46	12
OPPONENTS	373	1313	3.5	29	6

RECEIVING	No	Yds	Avg	Lg	TD
Booker	100	1071	10.7	66	8
White	45	428	9.5	32	0
Terrill	34	415	12.2	62	4
Allen	30	203	6.8	34	1
M. Robinson	23	269	11.7	34	2
Thomas	22	178	8.1	23	0
Baxter	22	148	6.7	19	2
Shelton	12	76	6.3	16	1
Davis	11	68	6.2	14	0
Bates	9	160	17.8	40	1
Milburn TM	3	9	3.0	7	0
Merritt	2	20	10.0	13	0
Urlacher	1	27	27.0	27	1
Johnson	1	0	0.0	0	0
BEARS	315	3072	9.8	66	20
OPPONENTS	355	3959	11.2	60	12

PUNTING	No	Yds	Avg	Net	TB	In	Lg	B
Maynard	87	3709	42.6	37.0	8	36	60	0
Edinger	1	34	34.0	34.0	0	1	34	0
BEARS	88	3743	42.5	37.0	8	37	60	0
OPPONENTS	90	3662	40.7	32.2	18	21	56	0

INTS	No	Yds	Avg	Lg	TD
Brown	5	81	16.2	33	2
Urlacher	3	60	20.0	41	0
McQuarters	3	47	15.7	43	0
Parrish	3	36	12.0	26	0
Colvin	2	22	11.0	14	0
Traylor	1	67	67.0	67	0
Harris	1	45	45.0	39	1
Azumah	1	14	14.0	14	0
Holdman	1	0	0.0	0	0
BEARS	20	372	18.6	67	3
OPPONENTS	16	187	11.7	97	1

KO RETURNS	No	Yds	Avg	Lg	TD
Denson	23	534	23.2	37	0
Johnson	14	286	20.4	33	0
Milburn TM	6	152	25.3	37	0
Azumah	4	65	16.3	23	0
Dogms	1	6	6.0	6	0
Newkirk	1	8	8.0	8	0
Powell	1	1	1.0	1	0
Terrill	1	8	8.0	0	0
BEARS	52	1060	20.4	37	0
OPPONENTS	66	1353	20.5	39	0

PUNT RET.	Ret	FC	Yds	Avg	Lg	TD
Johnson	28	10	255	9.1	35	0
McQuarters	12	1	96	8.0	16	0
Milburn TM	4	3	33	8.3	20	0
Denson	1	0	5	5.0	5	0
Azumah	0	0	16	-	16	0
BEARS	45	14	405	9.0	35	0
OPPONENTS	45	14	327	7.3	32	0

FGs	1-19	20-29	30-39	40-49	50+				
Edinger	0	0	6	7	7	8	13	16	0
BEARS	0	0	6	7	7	8	13	16	0
OPPONENTS	0	0	7	7	8	7	6	14	0
Edinger: (20G/43N/46G/45G/48N/42G/46G/43G/48G/43N/0)(33G/47G/38G/41G/26G/40G/30G/43G/46G/26G/39N/23N/30G/46G/39G/37G/38G/47G/23G/25G/22G)									
OPPONENTS: (46N/37G/20G/44N/44G/40G/47G/39N/44B/40G/40G/31G/25G/38G/26G/48N/44G/21G/45N/48N/36G/40N/41N/27G/25G/34G/26G/8/36B)									

DEFENSE	(Top 10)	T	S	A	FF	FR	PD	Sa	Int
Urlacher	148	92	46	1	2	4	6	0	3
Holdman	145	101	39	3	0	6	1	5	1
McQuarters	89	57	25	1	1	21	1	0	3
Brown	86	48	34	1	1	13	3	0	5
Parrish	80	47	28	0	2	7	1	0	3
Colvin	79	42	20	2	1	5	10	5	2
Robinson	72	39	25	2	1	12	4	5	0
Daniels	72	32	23	3	2	10	9	0	0
Harris	70	47	22	2	2	10	10	1	0
Green	68	46	19	2	0	4	3	0	0

SACKS: Colvin 10.5, Daniels 9.0, Urlacher 6.0, B. Robinson 4.5, Brown 3.0, Green 3.0, Azumah 2.0, Boone 2.0, Traylor 2.0, Holdman 1.5, Washington 1.5, McQuarters 1.0, Newkirk 1.0, Parrish 1.0.

TEAM 48.0, OPPONENTS 17.0

USUAL STARTERS

Offense	Defense
WR ... Dez White	RE ... Philip Daniels
LT ... Blake Brockmeyer	RT ... Keith Traylor
LG ... Rex Tucker	LT ... Ted Washington
C ... Olin Krausz	LE ... Bryan Robinson
RG ... Chris Villarreal	WLB ... Warrick Holdman
RT ... James Williams	MLB ... Brian Urlacher
TE ... Fred Barber	SLB ... Roosevelt Colvin
WR ... Marty Booker	RCB ... R.W. McQuarters
WR ... Jim Miller	LCB ... Wall Harris
QB ... Anthony Thomas	SS ... Tony Parrish
FB ... Daimon Shelton	FS ... Mike Brown

RANKINGS

Team Stats	Bears	avg	rank
Total Yards	4694	293.4	261
Rushing Yards	1742	108.9	17
Passing Yards	2952	184.5	24
Points Scored	338	21.1	11
Opp avg rank			
Total Yards	4978	31.1	15
Rushing Yards	1313	82.1	2
Passing Yards	3665	229.1	29
Points Scored	203	12.7	1

History

Bears All-Time Results

2002 CHICAGO BEARS STATISTICS

Record: 4-12, .250

Third Place, NFC North

Head Coach: Dick Jauron

09/08	W	27-23	Minnesota	63,226
09/15	W	14-13	at Atlanta	68,081
09/22	L	23-29	New Orleans	63,216
09/29	L	27-33(ot)	at Buffalo	72,780
10/07	L	21-34	Green Bay	63,226
10/20	L	20-23(ot)	at Detroit	60,421
10/27	L	7-25	at Minnesota	64,122
11/03	L	13-19	Philadelphia	54,049
11/10	L	30-33	New England	63,105
11/18	L	16-21	at St. Louis	66,250
11/24	W	20-17(ot)	Detroit	62,375
12/01	L	20-30	at Green Bay	64,196
12/09	L	9-27	at Miami	73,609
12/15	W	20-13	New York Jets	62,226
12/22	L	14-24	at Carolina	72,602
12/29	L	0-15	Tampa Bay	55,832

Bears		Opp
TOTAL FIRST DOWNS	260	328
Rushing	79	110
Passing	156	185
Penalty	25	33
3rd Down Made/Att	71/210	83/230
3rd Down Pct	33.8	37.0
4th Down Made/Att	10/21	9/15
4th Down Pct	47.6	60.0
POSSESSION AVG	27.42	32.18
TOTAL NET YARDS	4395	5606
Avg. Per Game	274.7	350.4
Total Plays	969	1086
Avg. Per Play	4.5	5.2
NET YARDS RUSHING	1344	2076
Avg. Per Game	84.0	129.8
Total Rushes	382	504
NET YARDS PASSING	3051	3530
Avg. Per Game	190.7	220.6
Sacked/Yards Lost	44/265	35/252
Gross Yards	3316	3782
Att./Completions	543/310	547/335
Completion Pct	57.1	61.2
Had Intercepted	18	9
PUNTS/AVERAGE	87/42.3	78/41.8
NET PUNTING AVG	87/37.4	78/34.1
PENALTIES/YARDS	95/804	115/935
FUMBLES/BALL LOST	29/17	35/19
TOUCHDOWNS	31	48
Rushing	8	13
Passing	22	24
Returns	1	1

PASSING	Att	Cmp	Yds	Cmp%	Yd/Att	TD	TD%	Int	Int%	Lg	Sack/Lost	Rating
Miller	314	180	1944	57.3	6.19	13	4.1	9	2.9	54	16/101	77.5
Chandler	161	103	1023	64.0	6.35	4	2.5	4	2.5	76	23/144	79.8
Burris	51	18	207	35.3	4.06	3	5.9	5	9.8	45	4/20	28.4
Sauter	9	6	59	66.7	6.56	0	0.0	0	0.0	31	0/0	85.0
Booker	5	1	44	20.0	8.80	1	20.0	0	0.0	44	0/0	103.3
L. Johnson	1	1	27	100.0	27.0	0	0.0	0	0.0	27	1/0	118.8
Maynard	1	1	12	100.0	12.00	1	100.0	0	0.0	12	0/0	156.3
Urlacher	1	0	0	0.0	0.00	0	0.0	0	0.0	0	0/0	39.6
BEARS	543	310	3316	57.1	6.11	22	4.1	18	3.3	76	44/265	74.8
OPPONENTS	547	335	3782	61.2	6.91	24	4.4	9	1.6	85	35/252	89.7

Score by Period	1	2	3	4	OT	Tot
BEARS	45	93	61	79	3	281
OPPONENTS	41	148	92	89	9	379

SCORING	TDs:Ru-Pa-RK-PAT	FG	S	Pts				
Edinger	0	0	0	29/29	22/28	0	95	
Booker	6	0	6	0	0	36		
Thomas	6	6	0	0	0	36		
White	4	0	4	0	0	24		
Davis	3	0	3	0	0	18		
M. Robinson	3	0	3	0	0	18		
Terrell	3	0	3	0	0	18		
Lyman	2	0	2	0	0	12		
M. Brown	1	0	1	0	0	6		
L. Johnson	1	1	0	0	0	6		
Peterson	1	1	0	0	0	6		
Pritchett	1	0	1	0	0	6		
BEARS	31	8	22	1	29/29	22/28	0	281
OPPONENTS	38	13	24	1	34/34	37/44	1	379

2-Pl. Conversions: TEAM 0-2, OPPONENTS 2-3

RUSHING	No	Yds	Avg	Lg	TD
Thomas	214	721	3.4	34	6
L. Johnson	103	329	3.2	23	1
Burris	15	104	6.9	17	0
Peterson	19	101	5.3	14	1
Chandler	10	32	3.2	14	0
Maynard	1	20	20.0	20	0
Miller	13	11	0.8	5	0
White	3	11	3.7	21	0
Sauter	2	8	4.0	7	0
Merritt	1	5	5.0	5	0
Pritchett	1	2	2.0	2	0
BEARS	382	1344	3.5	34	8
OPPONENTS	504	2076	4.1	63	13

RECEIVING	No	Yds	Avg	Lg	TD
Booker	97	1189	12.3	54	6
White	51	656	12.9	76	4
Thomas	24	163	6.8	19	0
M. Robinson	21	244	11.6	45	3
Davis	20	193	9.7	37	3
Pritchett	19	165	8.7	24	1
L. Johnson	16	125	7.8	31	0
Lyman	14	121	8.6	21	2
Merritt	14	100	7.1	25	0
Gilmore	10	130	13.0	30	0
Terrell	9	127	14.1	52	3
Shelton	7	34	4.9	8	0
Baxter	5	51	10.2	22	0
Peterson	3	18	6.0	16	0
BEARS	310	3316	10.7	76	22
OPPONENTS	335	3782	11.3	85	24

PUNTING	No	Yds	Avg	Net	TB	In	Lg	B
Maynard	87	3679	42.3	37.4	2	26	75	0
BEARS	87	3679	42.3	37.4	2	26	75	0
OPPONENTS	78	3260	41.8	34.1	12	24	67	1

INTS	No	Yds	Avg	Lg	TD
M. Brown	3	16	5.3	16	0
Austin	2	0	0.0	0	0
Moore	1	35	35.0	35	0
McQuarters	1	33	33.0	33	0
Howard	1	9	9.0	9	0
Urlacher	1	0	0.0	0	0
Azumuh	0	18		18	0
BEARS	9	111	12.3	35	0
OPPONENTS	18	258	14.3	72	1

KO RETURNS	No	Yds	Avg	Lg	TD
Merritt	45	1029	22.9	63	0
L. Johnson	21	418	19.9	35	0
Abdullah	9	182	20.2	35	0
Sutherland	3	49	16.3	18	0
Peterson	2	37	18.5	21	0
White	2	47	23.5	27	0
Shelton	1	0	0.0	0	0
BEARS	83	1762	21.2	63	0
OPPONENTS	61	1361	22.3	67	0

PUNT RET.	Ret	FC	Yds	Avg	Lg	TD
L. Johnson	28	10	288	10.3	30	0
Merritt	10	2	71	7.1	18	0
BEARS	38	12	359	9.4	30	0
OPPONENTS	46	19	386	8.4	57	0

FGs	1-19	20-29	30-39	40-49	50+	
Edinger	0	0	4/4	5/6	8/10	5/8
BEARS	0/0	4/4	5/6	8/10	5/8	
OPPONENTS	0/0	17/18	11/13	8/9	1/4	

Edinger:(49G,49G,43N)(50N)(31G,25G,58N,25G)
 (46G,24G)(H,53G,42G)(H,30G,53G)(39G,40G,32G)
 (37G,44G,50G)(35N,22G,40G)(52N)(52G)(53G,48G)
 (48Y))
 OPPONENTS (30G,22G,42G)(50N,37G,27G,45N)
 (H,48G,49G,39B)(49G,28B,36N,35G,50N)(55N,30G,
 24G,48G)(44G,24G,24G)(23G,36G,27G,22G)(57G,
 31G,42G,25G)(H,22G,H,21G,31G,27G)(23G,29G)
 (42G, 28G)(25G)(30G,32G,33G,26G,33G)

DEFENSE	(Top 10)	T	S	A	FF	FR	PD	Sa	Int
Urlacher	214	159	55	19	2	2	8	1	
Green	138	89	49	5	2	2	5	0	
Brown, M	111	71	40	2	1	2	9	3	
Azumuh	92	73	19	2	2	0	8	0	
Colvin	72	58	14	3	5	1	5	0	
Caldwell	69	49	20	1	0	1	2	0	
Daniels	64	40	24	3	0	1	1	0	
Howell	57	43	14	2	0	0	1	1	
McQuarters	51	38	13	1	0	1	5	1	
Brown, A	49	32	17	3	3	3	3	0	

SACKS: Colvin 10.5, Daniels 5.5, Urlacher 4.5,
 Caldwell 3.0, A. Brown 2.5, Boone 1.5, Knight 1.5,
 Azumuh 1.0, Green 1.0, B. Robinson 1.0, Taylor
 1.0, Howard 0.5, Tafuya 0.5,
 TEAM 35.0, OPPONENTS 44.0

USUAL STARTERS

Offense	Defense
WR ... Dez White	RE ... Alex Brown
LT ... Mike Gandy	RT ... Keith Traylor
LG ... Kevin Diggins	LT ... Bryan Robinson
C ... Olin Kreutz	LE ... Phillip Daniels
RG ... Chris Villarrial	WLB ... Bobbie Howard
RT ... James Williams	MLB ... Brian Urlacher
TE ... John Davis	SLB ... Roosevelt Colvin
WR ... Marty Booker	RCB ... Jerry Azumuh
QB ... Jim Miller	LCB ... R.W. McQuarters
RB ... Anthony Thomas	SS ... Mike Green
FB ... Daimon Shelton	FS ... Mike Brown

RANKINGS

Team Stats	Bears	avg	rank
Total Yards	4395	274.7	29
Rushing Yards	1344	84.0	32
Passing Yards	3051	190.7	24
Points Scored	281	17.6	27

Total Yards	Opp	avg	rank
Total Yards	5606	350.4	25
Rushing Yards	2076	129.8	26
Passing Yards	3530	220.6	24
Points Scored	379	23.7	25

Series Records

Bears vs. the NFL

STADIUM CODES

A	Atlanta Fulton Co. Stadium	3-4	FO	Ford Field, Detroit, MI	0-1	PB	Paul Brown Stadium, Cincinnati	1-0
AC	Dome at America's Center, St. Louis		FR	Franklin Field, Univ. of Penn	1-1	PG	Polo Grounds, New York	11-7-1
AD	Adelphia Coliseum		G	Olympic Stadium, Berlin, Germany	*	PH	Municipal Stadium, Philadelphia	3-0
AK	Akron Rubber Bowl		GB	City Stadium, Green Bay	21-16-4	PI	Forbes Field, Pittsburgh	6-2-1
AN	Anaheim Stadium	1-4	GD	Georgia Dome, Atlanta	2-1	PO	Portsmouth, OH	1-2-1
B	Memorial Stadium, Baltimore	6-11	H	Astrodome, Houston	2-0	PP	Pro Player Stadium, Miami	0-1
BA	PSINet Stadium, Baltimore	0-1	HG	Hagemeister Park, Green Bay	1-2	RJ	Raymond James Stadium, Tampa	1-3
BF	Rich Stadium, Buffalo	1-4	I	RCA Dome, Indianapolis	1-0	RK	Rock Island, IL	
BK	Baker Bowl, Philadelphia	1-0-1	IL	University of Illinois, Champaign	3-5	S	Soldier Field, Chicago	147-100-1
BO	Fenway Park, Boston	3-0-1	JR	Pro Player Stadium, Miami	1-0	SC	University of South Carolina	*
BR	Ebbets Field, Brooklyn		JX	Jacksonville Municipal Stad, FL	1-0	SD	Qualcomm Stadium, San Diego	1-3
CB	Ericsson Stadium, Charlotte, NC	0-1	KC	Arrowhead Stadium, Kansas City	2-2	SE	Kingdome, Seattle	1-2
CC	Cleveland Browns Stadium	*	KZ	Kezar Stadium, San Francisco	8-10	SF	3Com Park, San Francisco	4-8
CG	CMGI Field, Foxboro, MA		LA	Memorial Coliseum, LA	14-12-1	SH	Shibe Park, Philadelphia	1-1
CI	Cinergy Field, Cincinnati	1-1	LM	Lambeau Field, Green Bay	15-20	SI	Staten Island, NY	1-4
CL	Cleveland Stadium	6-9	LN	Wembley Stadium, London	*	SL	Busch Stadium, St. Louis	1-5
CM	Comiskey Park, Chicago	13-10	M	Metrodome, Minneapolis	9-11	SP	Joe Albi Stadium, Spokane, WA	*
CN	Fawcett Stadium, Canton, OH	*	MI	Orange Bowl, Miami	0-3	SW	Ullevi Stadium, Sweden	*
CR	Crosley Field, Cincinnati		ML	County Stadium, Milwaukee	0-1	TB	Houlihan's Stadium, Tampa	13-7
CS	Chicago Stadium	1-0	MN	Metropolitan Stad, Minneapolis	8-13	TL	Tulane Stadium, New Orleans	2-0
D	Briggs (Tiger) Stadium, Detroit	21-18	MP	Mills Park, Chicago	0-0-1	TM	Sun Devil Stadium, Tempe, AZ	2-1
DA	Cotton Bowl, Dallas	1-0	ND	Notre Dame, IN	*	TR	Three Rivers Stadium, Pittsburgh	1-3
DB	Croke Park, Dublin, Ireland	*	NE	Foxboro Stadium, MA	0-1	TX	Texas Stadium, Irving, TX	2-5
DC	RFK Stadium, Washington, DC	3-5	NJ	Meadowlands, East Rutherford, NJ	4-2	TW	Trans World Dome, St. Louis, MO	1-1
DN	Mile High Stadium, Denver	2-4	NO	Superdome, New Orleans	3-4	UD	University of Detroit Stadium	1-1
DS	Dyche Stadium, Northwestern U.	1-0	NP	Normal Park, Chicago	2-1	V	Veterans Stadium, Philadelphia	4-4
EJ	Edward Jones Dome, St. Louis, MO	0-1	NY	Yankee Stadium, New York	2-2-1	VA	Vanderbilt Stadium, Nashville, TN	0-1
FB	Forbes Field, Pittsburgh	1-0	O	Network Associates Coliseum, Oakland	1-2	W	Wrigley Field, Chicago	221-89-22
FF	FedEx Field, Washington, DC	1-1	P	Pontiac Silverdome, Detroit	11-14	WA	Griffith Stadium, Washington, DC	5-4

FR	First Round Playoffs	CC	Conference Championship	thu	Thursday Night
SR	Second Round Playoffs	NFL	NFL Title Game	thk	Thanksgiving Day
WC	Wild Card Game	SB	Super Bowl	sat	Saturday
WCR	Wild Card Round	+	Overtime	sn	Sunday Night
DP	Divisional Playoff	mrf	Monday Night Football	*	preseason games only

ARIZONA CARDINALS

W-55

L-26

T-6

For several years the Bears and Cardinals shared Wrigley Field and Comiskey Park.

"H" designates the Bears as the home team; "V" designates the Bears as visitors.

1920 — Cardinals, 7-6 (H,NP) Staleys, 10-0 (V,W)	1935 — Tie, 7-7 (H,W) Bears, 13-0 (V,W)	1950 — Bears, 27-6 (H,W) Cardinals, 20-10 (V,CM)
1921 — Tie, 0-0 (V,W)	1936 — Bears, 7-3 (H,W) Cardinals, 14-7 (V,W)	1951 — Cardinals, 28-14 (V,CM) Cardinals, 24-14 (H,W)
1922 — Cardinals, 6-0 (V,CM) thank Cardinals, 9-0 (H,CM)	1937 — Bears, 16-7 (H,W) Bears, 42-28 (V,W)	1952 — Cardinals, 21-10 (V,CM) Bears, 10-7 (H,W)
1923 — Bears, 3-0 (H,W) thank	1938 — Bears, 16-13 (V,S) Bears, 34-28 (H,W)	1953 — Cardinals, 24-17 (H,W)
1924 — Bears, 6-0 (H,W) Bears, 21-0 (V,CM) thank	1939 — Bears, 44-7 (H,W) Bears, 48-7 (V,CM)	1954 — Bears, 29-7 (V,CM)
1925 — Cardinals, 9-0 (V,CM) Tie, 0-0 (H,W) thank	1940 — Cardinals, 21-7 (V,CM) Bears, 31-23 (H,W)	1955 — Cardinals, 53-14 (V,CM)
1926 — Bears, 16-0 (V,W) Bears, 10-0 (H,S) Tie, 0-0 (H,W) thank	1941 — Bears, 53-7 (H,W) Bears, 34-24 (V,CM)	1956 — Bears, 10-3 (H,W)
1927 — Bears, 9-0 (V,NP) Cardinals, 3-0 (H,W) thank	1942 — Bears, 41-14 (H,W) Bears, 21-7 (V,CM)	1957 — Bears, 14-6 (V,CM)
1928 — Bears, 15-0 (V,NP) Bears, 34-0 (H,W) thank	1943 — Bears, 20-0 (H,W) Bears, 35-24 (V,CM)	1958 — Bears, 30-14 (H,W)
1929 — Tie, 0-0 (H,W) Cardinals, 40-6 (V,CM)thank	1944 — Bears, 34-7 (H,W) Bears, 49-7 (V,FB)	1959 — Bears, 31-7 (V,S)
1930 — Bears, 32-6 (V,CM) Bears, 6-0 (H,W) thank	1945 — Cardinals, 16-7 (H,W) Bears, 28-20 (V,CM)	1965 — Bears, 34-13 (W)
1931 — Bears, 26-13 (H,W) Bears, 18-7 (V,W) thank	1946 — Bears, 34-17 (V,CM) Cardinals, 35-28 (H,W)	1966 — Cardinals, 24-17 (SL)
1932 — Tie, 0-0 (H,W) Bears, 34-0 (V,W) thank	1947 — Cardinals, 31-7 (V,CM) Cardinals, 30-21 (H,W)	1967 — Bears, 30-3 (W)
1933 — Bears, 12-9 (V,W) Bears, 22-6 (H,W) thank	1948 — Bears, 28-17 (V,CM) Cardinals, 24-21 (H,W)	1969 — Cardinals, 20-17 (SL)
1934 — Bears, 20-0 (H,W) Bears, 17-6 (H,W)	1949 — Bears, 17-7 (V,CM) Bears, 52-21 (H,W)	1972 — Bears, 27-10 (SL)
		1975 — Cardinals, 34-20 (S)
		1977 — Cardinals, 16-13 (SL)
		1978 — Bears, 17-10 (S)
		1979 — Bears, 42-6 (S)
		1982 — Cardinals, 10-7 (S)
		1984 — Cardinals, 38-21 (SL)
		1990 — Bears, 31-21 (TM)
		1994 — Bears, 19-16 (TM) +
		1998 — Cardinals, 20-7 (TM)
		2001 — Bears, 20-13 (S)

Series Records

Bears vs. the NFL

ATLANTA FALCONS

1966 — Bears, 23-6 (W)
 1967 — Bears, 23-14 (A)
 1968 — Falcons, 16-13 (W)
 1969 — Falcons, 48-31 (A)
 1970 — Bears, 23-14 (A)
 1972 — Falcons, 37-21 (S)
 1973 — Falcons, 46-6 (A)
 1974 — Falcons, 13-10 (A)

W-11

L-10

1976 — Falcons, 10-0 (S)
 1977 — Falcons, 16-10 (S)
 1978 — Bears, 13-7 (S)
 1980 — Falcons, 28-17 (A)
 1983 — Falcons, 20-17 (S)
 1985 — Bears, 36-0 (S)
 1986 — Bears, 13-10 (A)
 1990 — Bears, 30-24 (S)

1992 — Bears, 41-31 (S)
 1993 — Bears, 6-0 (S)
 1998 — Falcons, 20-13 (GD)
 2001 — Bears, 31-3 (GD)
 2002 — Bears, 14-13 (GD)

BALTIMORE RAVENS

1998 — Bears, 24-3 (S)
 2001 — Ravens, 17-6 (BA)

W-1

L-1

BUFFALO BILLS

1970 — Bears, 31-13 (W)
 1974 — Bills, 16-6 (BF)
 1979 — Bears, 7-0 (BF)

W-5

L-4

1988 — Bears, 24-3 (S)
 1991 — Bills, 35-20 (BF)
 1994 — Bears, 20-13 (S)

1997 — Bears, 20-3 (S)
 2000 — Bills, 20-3 (BF)
 2002 — Bills, 33-27 (BF) +

CAROLINA PANTHERS

1995 — Bears, 31-27 (S)
 2002 — Panthers, 24-14 (C)

W-1

L-1

CINCINNATI BENGALS

1972 — Bengals, 13-3 (S)
 1980 — Bengals, 17-14 (S) +
 1986 — Bears, 44-7 (CI)

W-3

L-4

1989 — Bears, 17-14 (S)
 1992 — Bengals, 31-28 (S) + sn
 1995 — Bengals, 16-10 (CI)

2001 — Bears, 24-0 (PB)

CLEVELAND BROWNS

1951 — Browns, 42-21 (CL)
 1954 — Browns, 39-10 (W)
 1960 — Browns, 42-0 (CL)
 1961 — Bears, 17-14 (W)

W-4

L-8

1967 — Browns, 24-0 (CL)
 1969 — Browns, 28-24 (W)
 1972 — Bears, 17-0 (CL)
 1980 — Browns, 27-21 (CL) mnf

1986 — Bears, 41-31 (S)
 1989 — Browns, 27-7 (CL) mnf
 1992 — Browns, 27-14 (CL)
 2001 — Bears, 27-21 (ot) (S)

DALLAS COWBOYS

1960 — Bears, 17-7 (W)
 1962 — Bears, 34-33 (DA)
 1964 — Cowboys, 24-10 (W)
 1968 — Cowboys, 34-3 (W)
 1971 — Bears, 23-19 (S)
 1973 — Cowboys, 20-17 (S)
 1976 — Cowboys, 31-21 (TX)

W-8

L-11

1977 — Cowboys, 37-7 (TX) WC
 1979 — Cowboys, 24-20 (TX)
 1981 — Cowboys, 10-9 (TX) thank
 1984 — Cowboys, 23-14 (S)
 1985 — Bears, 44-0 (TX)
 1986 — Bears, 24-10 (TX)
 1988 — Bears, 17-7 (S)

1991 — Cowboys, 17-13 (S) FR
 1992 — Cowboys, 27-14 (TX)
 1996 — Bears, 22-6 (S) mnf
 1997 — Cowboys, 27-3 (TX)
 1998 — Bears, 13-12 (S)

DENVER BRONCOS

1971 — Broncos, 6-3 (DN)
 1973 — Bears, 33-14 (DN)
 1976 — Broncos, 28-14 (S)
 1978 — Broncos, 16-7 (DN) mnf

W-5

L-6

1981 — Bears, 35-24 (S)
 1983 — Bears, 31-14 (S)
 1984 — Bears, 27-0 (S)
 1987 — Broncos, 31-29 (DN) mnf

1990 — Bears, 16-13 (DN) +
 1993 — Broncos, 13-3 (S) sat
 1996 — Broncos, 17-12 (DN)

Win-loss record includes playoff games

Series Records

Bears vs. the NFL

DETROIT LIONS

1930 — Spartans, 7-6 (PO)
Bears, 14-6 (W)

1931 — Bears, 9-6 (W)
Spartans, 3-0 (PO)

1932 — Tie, 13-13 (W)
Tie, 7-7 (PO)
Bears, 9-0 (CS)

1933 — Bears, 17-14 (W)
Bears, 17-7 (PO)

1934 — Bears, 19-16 (UD)
Bears, 10-7 (W) thank

1935 — Tie, 20-20 (W)
Lions, 14-2 (D) thank

1936 — Bears, 12-10 (W)
Lions, 13-7 (D) thank

1937 — Bears, 28-20 (W)
Bears, 13-0 (D) thank

1938 — Lions, 13-7 (W)
Lions, 14-7 (D) thank

1939 — Lions, 10-10 (W)
Bears, 23-3 (D)

1940 — Bears, 7-0 (W)
Lions, 17-14 (UD)

1941 — Bears, 49-0 (W)
Bears, 24-7 (D)

1942 — Bears, 16-0 (W)
Bears, 42-0 (D)

1943 — Bears, 27-21 (D)
Bears, 35-14 (W)

1944 — Tie, 21-21 (W)
Lions, 41-21 (D)

1945 — Lions, 16-10 (D)
Lions, 35-28 (W)

1946 — Bears, 42-6 (W)
Bears, 45-24 (D)

1947 — Bears, 33-24 (W)
Bears, 34-14 (D) thank

1948 — Bears, 28-0 (W)
Bears, 42-14 (D)

1949 — Bears, 27-24 (W)
Bears, 28-7 (D) thank

1950 — Bears, 35-21 (D)
Bears, 6-3 (W)

1951 — Bears, 28-23 (D)
Lions, 41-28 (W)

1952 — Bears, 24-23 (W)
Lions, 45-21 (D)

1953 — Lions, 20-16 (W)
Lions, 13-7 (D)

W-82

L-59

1954 — Lions, 48-23 (D)
Bears, 28-24 (W)

1955 — Bears, 24-14 (D)
Bears, 21-20 (W)

1956 — Lions, 42-10 (D)
Bears, 38-21 (W)

1957 — Bears, 27-7 (D)
Lions, 21-13 (W)

1958 — Bears, 20-7 (D)
Bears, 21-16 (W)

1959 — Bears, 24-14 (D)
Bears, 25-14 (W)

1960 — Bears, 28-7 (W)
Lions, 36-0 (D)

1961 — Bears, 31-17 (D)
Lions, 16-15 (W)

1962 — Lions, 11-3 (D)
Bears, 3-0 (W)

1963 — Bears, 37-21 (D)
Bears, 24-14 (W)

1964 — Lions, 10-0 (W)
Bears, 27-24 (D) thank

1965 — Bears, 38-10 (W)
Bears, 17-10 (D)

1966 — Lions, 14-3 (D)
Tie, 10-10 (W)

1967 — Bears, 14-3 (W)
Bears, 27-13 (D)

1968 — Lions, 42-0 (D)
Lions, 28-10 (W)

1969 — Lions, 13-7 (D)
Lions, 20-3 (W)

1970 — Lions, 28-14 (D) mnf
Lions, 16-10 (W)

1971 — Bears, 28-23 (D)
Lions, 28-3 (S)

1972 — Lions, 14-0 (D)
Lions, 38-24 (S)

1973 — Lions, 30-7 (S)
Lions, 40-7 (D)

1974 — Bears, 17-9 (S)
Lions, 34-17 (D)

1975 — Lions, 27-7 (P)
Bears, 25-21 (S)

1976 — Bears, 10-3 (S)
Lions, 14-10 (P)

1977 — Bears, 30-20 (S)
Bears, 31-14 (P) thank

1978 — Bears, 19-0 (P)
Lions, 21-17 (S)

T-5

1979 — Bears, 35-7 (S)
Lions, 20-0 (P) thank

1980 — Bears, 24-7 (S)
Bears, 23-17 (P) + thank

1981 — Lions, 48-17 (P) mnf
Lions, 23-7 (S)

1982 — Lions, 17-10 (P)
Bears, 20-17 (S)

1983 — Lions, 31-17 (P)
Lions, 38-17 (S)

1984 — Bears, 16-14 (S)
Bears, 30-13 (P)

1985 — Bears, 24-3 (S)
Bears, 37-17 (P)

1986 — Bears, 13-7 (S)
Bears, 16-13 (P) mnf

1987 — Bears, 30-10 (S)
(2nd game cancelled)

1988 — Bears, 24-7 (P)
Bears, 13-12 (S)

1989 — Bears, 47-27 (P)
Lions, 27-17 (S)

1990 — Bears, 23-17 (S) +
Lions, 38-21 (P)

1991 — Bears, 20-10 (S)
Lions, 16-6 (P) thank

1992 — Bears, 27-24 (S)
Lions, 16-3 (P)

1993 — Bears, 10-6 (P) thank
Lions, 20-14 (S)

1994 — Lions, 21-16 (P)
Bears, 20-10 (S)

1995 — Lions, 24-17 (S)
Lions, 27-7 (P) mnf

1996 — Lions, 35-16 (P)
Bears, 31-14 (S)

1997 — Lions, 32-7 (S)
Lions, 55-20 (P) thank

1998 — Bears, 31-27 (S)
Lions, 26-3 (P) sn

1999 — Lions, 21-17 (P) thank
Bears, 28-10 (S)

2000 — Lions, 21-14 (S)
Bears, 23-20 (P)

2001 — Bears, 13-10 (S)
Bears, 24-0 (P)

2002 — Lions, 23-20 + (FF)
Bears, 20-17 + (IL)

DIVISIONAL CHALLENGE

The Chicago Bears have not beaten every team in their division in the same year since 1991. In 2001, Chicago defeated three of its then-NFC Central rivals, but was unable to defeat the Green Bay Packers. Last season, moving to the NFC North, the Bears beat both Minnesota and Detroit but were swept by the Packers.

Series Records

Bears vs. the NFL

GREEN BAY PACKERS

1921 — Staleys, 20-0 (W)
 1923 — Bears, 3-0 (GB)
 1924 — Bears, 3-0 (W)
 1925 — Packers, 14-10 (GB)
 Bears, 21-0 (W)
 1926 — Tie, 6-6 (GB)
 Bears, 19-13 (W)
 Tie, 3-3 (W)
 1927 — Bears, 7-6 (GB)
 Bears, 14-6 (W)
 1928 — Tie, 12-12 (GB)
 Packers, 16-6 (W)
 Packers, 6-0 (W)
 1929 — Packers, 23-0 (GB)
 Packers, 14-0 (W)
 Packers, 25-0 (W)
 1930 — Packers, 7-0 (GB)
 Packers, 13-12 (W)
 Bears, 21-0 (W)
 1931 — Packers, 7-0 (GB)
 Packers, 6-2 (W)
 Bears, 7-6 (W)
 1932 — Tie, 0-0 (GB)
 Packers, 2-0 (W)
 Bears, 9-0 (W)
 1933 — Bears, 14-7 (GB)
 Bears, 10-7 (W)
 Bears, 7-6 (W)
 1934 — Bears, 24-10 (GB)
 Bears, 27-14 (W)
 1935 — Packers, 7-0 (GB)
 Packers, 17-14 (W)
 1936 — Bears, 30-3 (GB)
 Packers, 21-10 (W)
 1937 — Bears, 14-2 (GB)
 Packers, 24-14 (W)
 1938 — Bears, 2-0 (GB)
 Packers, 24-17 (W)
 1939 — Packers, 21-16 (GB)
 Bears, 30-27 (W)
 1940 — Bears, 41-10 (GB)
 Bears, 14-7 (W)
 1941 — Bears, 25-17 (GB)
 Packers, 16-14 (W)
 Bears, 33-14 (W) CC
 1942 — Bears, 44-28 (GB)
 Bears, 38-7 (W)
 1943 — Tie, 21-21 (GB)
 Bears, 21-7 (W)
 1944 — Packers, 42-28 (GB)
 Bears, 21-0 (W)
 1945 — Packers, 31-21 (GB)
 Bears, 28-24 (W)
 1946 — Bears, 30-7 (GB)
 Bears, 10-7 (W)

W-84

1947 — Packers, 29-20 (GB)
 Bears, 20-17 (W)
 1948 — Bears, 45-7 (GB)
 Bears, 7-6 (W)
 1949 — Bears, 17-0 (GB)
 Bears, 24-3 (W)
 1950 — Packers, 31-21 (GB)
 Bears, 28-14 (W)
 1951 — Bears, 31-20 (GB)
 Bears, 24-13 (W)
 1952 — Bears, 24-14 (GB)
 Packers, 41-28 (W)
 1953 — Bears, 17-13 (GB)
 Tie, 21-21 (W)
 1954 — Bears, 10-3 (GB)
 Bears, 28-23 (W)
 1955 — Packers, 24-3 (GB)
 Bears, 52-31 (W)
 1956 — Bears, 37-21 (GB)
 Bears, 38-14 (W)
 1957 — Packers, 21-17 (GB)
 Bears, 21-14 (W)
 1958 — Bears, 34-20 (GB)
 Bears, 24-10 (W)
 1959 — Packers, 9-6 (GB)
 Bears, 28-17 (W)
 1960 — Bears, 17-14 (GB)
 Packers, 41-13 (W)
 1961 — Packers, 24-0 (GB)
 Packers, 31-28 (W)
 1962 — Packers, 49-0 (GB)
 Packers, 38-7 (W)
 1963 — Bears, 10-3 (GB)
 Bears, 26-7 (W)
 1964 — Packers, 23-12 (GB)
 Packers, 17-3 (W)
 1965 — Packers, 23-14 (LM)
 Bears, 31-10 (W)
 1966 — Packers, 17-0 (W)
 Packers, 13-6 (LM)
 1967 — Packers, 13-10 (LM)
 Packers, 17-13 (W)
 1968 — Bears, 13-10 (LM)
 Packers, 28-27 (W)
 1969 — Packers, 17-0 (LM)
 Packers, 21-3 (W)
 1970 — Packers, 20-19 (LM)
 Bears, 35-17 (W)
 1971 — Packers, 17-14 (S)
 Packers, 31-10 (LM)
 1972 — Packers, 20-17 (LM)
 Packers, 23-17 (S)
 1973 — Bears, 31-17 (LM)
 Packers, 21-0 (S)
 1974 — Bears, 10-9 (S) mnf
 Packers, 20-3 (ML)

L-75

T-6

1975 — Bears, 27-14 (S)
 Packers, 28-7 (LM)
 1976 — Bears, 24-13 (S)
 Bears, 16-10 (LM)
 1977 — Bears, 26-0 (LM)
 Bears, 21-10 (S)
 1978 — Packers, 24-14 (LM)
 Bears, 14-0 (S)
 1979 — Bears, 6-3 (S)
 Bears, 15-14 (LM)
 1980 — Packers, 12-6 (LM) +
 Bears, 61-7 (S)
 1981 — Packers, 16-9 (S)
 Packers, 21-17 (LM)
 1982 — *(both games cancelled
 by players' strike)*
 1983 — Packers, 31-28 (LM)
 Bears, 23-21 (S)
 1984 — Bears, 9-7 (LM)
 Packers, 20-14 (S)
 1985 — Bears, 23-7 (S) mnf
 Bears, 16-10 (LM)
 1986 — Bears, 25-12 (LM) mnf
 Bears, 12-10 (S)
 1987 — Bears, 26-24 (LM)
 Bears, 23-10 (S)
 1988 — Bears, 24-6 (LM)
 Bears, 16-0 (S)
 1989 — Packers, 14-13 (LM)
 Packers, 40-28 (S)
 1990 — Bears, 31-13 (LM)
 Bears, 27-13 (S)
 1991 — Bears, 10-0 (LM) thu
 Bears, 27-13 (S)
 1992 — Bears, 30-10 (LM)
 Packers, 17-3 (S)
 1993 — Packers, 17-3 (LM)
 Bears, 30-17 (S)
 1994 — Packers, 33-6 (S) mnf
 Packers, 40-3 (LM)
 1995 — Packers, 27-24 (S) mnf
 Packers, 35-28 (LM)
 1996 — Packers, 37-6 (S)
 Packers, 28-17 (LM)
 1997 — Packers, 38-24 (LM) mnf
 Packers, 24-23 (S)
 1998 — Packers, 26-20 (LM)
 Packers, 16-13 (S)
 1999 — Bears, 14-13 (LM)
 Packers, 35-19 (S)
 2000 — Bears, 27-24 (LM)
 Packers, 28-6 (S)
 2001 — Packers, 20-12 (S)
 Packers, 17-7 (LM)
 2002 — Packers, 34-21 (IL) mnf
 Packers, 30-20 (LM)

HOUSTON TEXANS

W-0

L-0

T-0

INDIANAPOLIS COLTS

1953 — Colts, 13-9 (B)
Colts, 16-14 (W)
1954 — Bears, 28-9 (W)
Bears, 28-13 (B)
1955 — Colts, 23-17 (B)
Bears, 38-10 (W)
1956 — Colts, 28-21 (B)
Bears, 58-27 (W)
1957 — Colts, 21-10 (B)
Colts, 29-14 (W)
1958 — Colts, 51-38 (B)
Colts, 17-0 (W)
1959 — Bears, 26-21 (B)
Colts, 21-7 (W)

JACKSONVILLE JAGUARS

1995 — Bears, 30-27 (X)
1998 — Jaguars, 24-23 (S)

KANSAS CITY CHIEFS

1973 — Chiefs, 19-7 (KC) mnf
1977 — Bears, 28-27 (S)
1981 — Bears, 16-13 (KC) +

MIAMI DOLPHINS

1971 — Dolphins, 34-3 (MI) mnf
1975 — Dolphins, 46-13 (S)
1979 — Dolphins, 31-16 (MI)

MINNESOTA VIKINGS

1961 — Vikings, 37-13 (MN)
Bears, 52-35 (W)
1962 — Bears, 13-0 (MN)
Bears, 31-30 (W)
1963 — Bears, 28-7 (MN)
Tie 17-17 (W)
1964 — Bears, 34-28 (MN)
Vikings, 41-14 (W)
1965 — Bears, 45-37 (MN)
Vikings, 24-17 (W)
1966 — Bears, 13-10 (MN)
Bears, 41-28 (W)
1967 — Bears, 17-7 (MN)
Tie, 10-10 (W)
1968 — Bears, 27-17 (MN)
Bears, 26-24 (W)
1969 — Vikings, 31-0 (W)
Vikings, 31-14 (MN)
1970 — Vikings, 24-0 (W)
Vikings, 16-13 (MN)
1971 — Bears, 20-17 (MN)
Vikings, 27-10 (S)
1972 — Bears, 13-10 (S) mnf
Vikings, 23-10 (MN)
1973 — Vikings, 22-13 (S)
Vikings, 31-13 (MN)
1974 — Vikings, 11-7 (MN)
Vikings, 17-0 (S)

W-17 L-21

1960 — Colts, 42-7 (B)
Colts, 24-20 (W)
1961 — Bears, 24-10 (W)
Bears, 21-20 (B)
1962 — Bears, 35-15 (W)
Bears, 57-0 (B)
1963 — Bears, 10-3 (W)
Bears, 17-7 (B)
1964 — Colts, 52-0 (B)
Colts, 40-24 (W)
1965 — Colts, 26-21 (W)
Bears, 13-0 (B)
1966 — Bears, 27-17 (W)
Colts, 21-16 (B)

W-2 L-1

2001 — Bears, 33-13 (S)

W-5 L-3

1987 — Bears, 31-28 (S)
1990 — Chiefs, 21-10 (S) sat
1993 — Bears, 19-17 (KC)

W-3 L-6

1985 — Dolphins, 38-24 (MI) mnf
1988 — Bears, 34-7 (S)
1991 — Dolphins, 16-13 (S) +

W-37 L-45

1975 — Vikings, 28-3 (MN)
Vikings, 13-9 (S) mnf
1976 — Vikings, 20-19 (MN)
Bears, 14-13 (S)
1977 — Vikings, 22-16 (MN) +
Bears, 10-7 (S)
1978 — Vikings, 24-20 (S) mnf
Vikings, 17-14 (MN)
1979 — Bears, 26-7 (S)
Vikings, 30-27 (MN)
1980 — Vikings, 34-14 (S)
Vikings, 13-7 (MN)
1981 — Vikings, 24-21 (MN)
Bears, 10-9 (S)
1982 — Vikings, 35-7 (M)
1983 — Vikings, 23-14 (S)
Bears, 19-13 (M)
1984 — Bears, 16-7 (S)
Bears, 34-3 (M)
1985 — Bears, 33-24 (M) thu
Bears, 27-9 (S)
1986 — Bears, 23-0 (S)
Vikings, 23-7 (M)
1987 — Bears, 27-7, (S)
Bears, 30-24 (M) sn
1988 — Vikings, 31-7 (S)
Vikings, 28-27 (M) mnf
1989 — Bears, 38-7 (S)
Vikings, 27-16 (M) sn

1967 — Colts, 24-3 (W)
1968 — Colts, 28-7 (B)
1969 — Colts, 24-21 (W)
1970 — Colts, 21-20 (B)
1975 — Colts, 35-7 (S)
1983 — Colts, 22-19 (B) +
1985 — Bears, 17-10 (S)
1988 — Bears, 17-13 (I)
1991 — Bears, 31-17 (I)
2000 — Bears, 27-24 (S)

1996 — Chiefs, 14-10 (KC)
1999 — Bears, 20-17 (S)

1994 — Bears, 17-14 (JR)
1997 — Bears, 36-33 (JR) + mnf
2002 — Dolphins, 27-9 (JR) mnf

T-2

1990 — Bears, 19-16 (S)
Vikings, 41-13 (M)
1991 — Bears, 10-6 (S)
Bears, 34-17 (M) mnf
1992 — Vikings, 21-20 (M)
Vikings, 38-10 (S) mnf
1993 — Vikings, 10-7 (M)
Vikings, 19-12 (S) mnf
1994 — Vikings, 42-14 (S)
Vikings, 33-27 (M)+thu
Bears, 35-18 (M) FR
1995 — Bears, 31-14 (S)
Bears, 14-6 (M) mnf
1996 — Vikings, 20-14 (S)
Bears, 15-13 (M) mnf
1997 — Vikings, 27-24 (S)
Vikings, 29-22 (M)
1998 — Vikings, 31-28 (S)
Vikings, 48-22 (M) sn
1999 — Bears, 24-22 (M)
Vikings, 27-24 (S) +
2000 — Vikings, 30-27 (M)
Vikings, 28-16 (S)
2001 — Bears, 17-10 (S)
Bears, 13-6 (M)
2002 — Bears, 27-23 (IL)
Vikings, 25-7 (M)

Series Records

Bears vs. the NFL

NEW ENGLAND PATRIOTS

1973 — Patriots, 13-10 (S)
1979 — Patriots, 27-7 (S)
1982 — Bears, 26-13 (S)

W-6 L-4

1985 — Bears, 20-7 (S)
Bears, 46-10 (NO) SB
1988 — Patriots, 30-7 (NE)

1994 — Patriots, 13-3 (S) sat
1997 — Patriots, 31-3 (NE)
2000 — Bears, 24-17 (S)
2002 — Patriots, 33-30 (IL)

NEW ORLEANS SAINTS

1968 — Bears, 23-17 (TL)
1970 — Bears, 24-3 (TL)
1971 — Bears, 35-14 (S)
1973 — Saints, 21-16 (NO)
1974 — Bears, 24-10 (S)
1975 — Bears, 42-17 (NO)
1977 — Saints, 42-24 (S)

W-11 L-10

1980 — Bears, 22-3 (S)
1982 — Saints, 10-0 (S)
1983 — Saints, 34-31 (NO) +
1984 — Bears, 20-7 (S)
1987 — Saints, 19-17 (S)
1990 — Bears, 16-6 (S) FR
1991 — Bears, 17-13 (NO)

1992 — Saints, 28-6 (NO)
1994 — Bears, 17-7 (S)
1996 — Saints, 27-24 (NO)
1997 — Saints, 20-17 (S) sn
1999 — Bears, 14-10 (S)
2000 — Saints, 31-10 (S)
2002 — Saints, 29-23 (IL)

NEW YORK GIANTS

1925 — Bears, 19-7 (PG)
Giants, 9-0 (W)
1926 — Bears, 7-0 (W)
1927 — Giants, 13-7 (PG)
1928 — Bears, 13-0 (W)
1929 — Giants, 26-14 (W)
Giants, 34-0 (PG)
Giants, 14-9 (W)
1930 — Giants, 12-0 (W)
Bears, 12-0 (PG)
1931 — Bears, 6-0 (W)
Bears, 12-6 (PG)
Giants, 25-6 (W)
1932 — Bears, 28-8 (PG)
Bears, 6-0 (W)
1933 — Bears, 14-10 (W)
Giants, 3-0 (PG)
Bears, 23-21 (W) NFL

W-30 L-20

1934 — Bears, 27-7 (W)
Bears, 10-9 (PG)
Giants, 30-13 (PG) NFL
1935 — Bears, 20-3 (PG)
Giants, 3-0 (W)
1936 — Bears, 25-7 (PG)
1937 — Tie, 3-3 (PG)
1939 — Giants, 16-13 (PG)
1940 — Bears, 37-21 (PG)
1941 — Bears, 37-9 (W) NFL
1942 — Bears, 26-7 (PG)
1943 — Bears, 56-7 (PG)
1946 — Giants, 14-0 (PG)
Bears, 24-14 (PG) NFL
1948 — Bears, 35-14 (W)
1949 — Giants, 35-28 (PG)
1956 — Tie, 17-17 (NY)
Giants, 47-7 (NY) NFL

T-2

1962 — Giants, 26-24 (W)
1963 — Bears, 14-10 (W) NFL
1965 — Bears, 35-14 (NY)
1967 — Bears, 34-7 (W)
1969 — Giants, 28-24 (NY)
1970 — Bears, 24-16 (NY)
1974 — Bears, 16-13 (S)
1977 — Bears, 12-9 (NJ) +
1985 — Bears, 21-0 (S) DP
1987 — Bears, 34-19 (S) mnf
1990 — Giants, 31-3 (NJ) SR
1991 — Bears, 20-17 (S)
1992 — Giants, 27-14 (S) mnf
1993 — Giants, 26-20 (S)
1995 — Bears, 27-24 (NJ)
2000 — Giants, 14-7 (S)

NEW YORK JETS

1974 — Jets, 23-21 (S)
1979 — Bears, 23-13 (S)
1985 — Bears, 19-6 (NJ) sat

W-5 L-3

1991 — Bears, 19-13 (S) + mnf
1994 — Bears, 19-7 (NJ) sn
1997 — Jets, 23-15 (S)

2000 — Jets, 17-10 (NJ)
2002 — Bears, 20-13 (IL)

OAKLAND RAIDERS

1972 — Raiders, 28-21 (O)
1976 — Raiders, 28-27 (S)
1978 — Raiders, 25-19 (S) +
1981 — Bears, 23-6 (O)

W-4 L-6

1984 — Bears, 17-6 (S)
1987 — Bears, 6-3 (LA)
1990 — Raiders, 24-10 (LA)
1993 — Raiders, 16-14 (S)

1996 — Bears, 19-17 (S)
1999 — Raiders, 24-17 (O)

FRANCHISE MOVES

Arizona Cardinalsplayed in Chicago 1920-59; played in St. Louis 1960-87; known as Phoenix 1988-93
Cleveland Brownssuspended operations in 1996; resumed play in 1999
Detroit Lionsknown as Portsmouth Spartans prior to 1934
Tennessee Titansplayed in Houston 1960-96; retained nickname "Oilers" through 1998
Indianapolis Coltsplayed in Baltimore prior to 1984
New England Patriotsplayed in Boston prior to 1971
Philadelphia Eaglesplayed as a merged team with Pittsburgh in 1943 (one season only)
Pittsburgh Steelersknown as Pirates prior to 1941; merged with Philly for 1943 season and with the Chicago Cardinals (Card-Pitt) in 1944
Oakland Raidersplayed in Los Angeles 1982-94
St. Louis Ramsplayed in Cleveland 1937-45; in Los Angeles 1946-94
Washington Redskinsknown as Braves prior to 1933; played in Boston prior to 1937

PHILADELPHIA EAGLES

1933 — Tie, 3-3 (BK)
 1935 — Bears, 39-0 (BK)
 1936 — Bears, 17-0 (PH)
 Bears, 28-7 (PH)
 1938 — Bears, 28-6 (PH)
 1939 — Bears, 27-14 (W)
 1941 — Bears, 49-14 (SH)
 1942 — Bears, 45-14 (W)
 1943 — Bears, 48-21 (W)
 1944 — Bears, 28-7 (FB)
 1946 — Bears, 21-14 (W)
 1947 — Bears, 40-7 (W)

PITTSBURGH STEELERS

1934 — Bears, 28-0 (PI)
 1935 — Bears, 23-7 (PI)
 1936 — Bears, 27-9 (PI)
 Bears, 26-6 (W)
 1937 — Bears, 7-0 (PI)
 1939 — Bears, 32-0 (PI)
 1941 — Bears, 34-7 (W)
 1943 — Bears, 48-21 (W)
 1944 — Bears, 34-7 (W)
 Bears, 49-7 (CM)

SAN DIEGO CHARGERS

1970 — Chargers, 20-7 (W)
 1974 — Chargers, 28-21 (SD)
 1978 — Chargers, 40-7 (SD) mnf

SAN FRANCISCO 49ERS

1950 — Bears, 32-20 (KZ)
 Bears, 17-0 (W)
 1951 — Bears, 13-7 (W)
 1952 — 49ers, 40-16 (W)
 Bears, 20-17 (KZ)
 1953 — 49ers, 35-28 (W)
 49ers, 24-14 (KZ)
 1954 — 49ers, 31-24 (W)
 Bears, 31-27 (KZ)
 1955 — 49ers, 20-19 (W)
 Bears, 34-23 (KZ)
 1956 — Bears, 31-7 (W)
 Bears, 38-21 (KZ)
 1957 — 49ers, 21-17 (W)
 49ers, 21-17 (KZ)
 1958 — Bears, 28-6 (W)
 Bears, 27-14 (KZ)
 1959 — 49ers, 20-17 (KZ)
 Bears, 14-3 (W)

SEATTLE SEAHAWKS

1976 — Bears, 34-7 (SE)
 1978 — Seahawks, 31-29 (S)
 1982 — Seahawks, 20-14 (SE)

W-26

L-9

T-1

1948 — Eagles, 12-7 (SH)
 1949 — Bears, 38-21 (W)
 1955 — Bears, 17-10 (W)
 1961 — Eagles, 16-14 (FR)
 1963 — Bears, 16-7 (W)
 1968 — Bears, 29-16 (FR)
 1970 — Bears, 20-16 (DS)
 1972 — Bears, 21-12 (V)
 1975 — Bears, 15-13 (S)
 1979 — Eagles, 27-17 (V) WC
 1980 — Eagles, 17-14 (V)
 1983 — Bears, 7-6 (V)
 Bears, 17-14 (S)

W-19

L-6

T-1

1945 — Bears, 28-7 (PI)
 1947 — Bears, 49-7 (W)
 1949 — Bears, 30-21 (W)
 1958 — Steelers, 24-10 (PI)
 1959 — Bears, 27-21 (W)
 1963 — Tie, 17-17 (PI)
 1967 — Steelers, 41-13 (PI)
 1969 — Bears, 38-7 (W)
 1971 — Bears, 17-15 (S)
 1975 — Steelers, 34-3 (TR)

W-4

L-4

1981 — Bears, 20-17 (S) +
 1984 — Chargers, 20-7 (SD) mnf
 1993 — Bears, 16-13 (SD) sn

1986 — Bears, 13-10 (S) +
 1987 — Bears, 35-3, (V)
 1988 — Bears, 20-12 (S) DP
 1989 — Bears, 27-13 (S) mnf
 1993 — Bears, 17-6 (V)
 1994 — Eagles, 30-22 (V) mnf
 1995 — Bears, 20-14 (S)
 1999 — Eagles, 20-16 (S)
 2000 — Eagles, 13-9 (V)
 2001 — Eagles, 33-19 (S) DP
 2002 — Eagles, 19-13 (IL)

1980 — Steelers, 38-3 (TR)
 1986 — Bears, 13-10 (S) +
 1989 — Bears, 20-0 (TR)
 1992 — Bears, 30-6 (S)
 1995 — Steelers, 37-34 (S) +
 1998 — Steelers, 17-12 (TR)

1996 — Bears, 27-14 (S) sat
 1999 — Bears, 23-20 (SD) +

W-26

L-29

T-1

1960 — Bears, 27-10 (W)
 49ers, 25-7 (KZ)
 1961 — Bears, 31-0 (W)
 49ers, 41-31 (KZ)
 1962 — Bears, 30-14 (KZ)
 49ers, 34-27 (W)
 1963 — 49ers, 20-14 (KZ)
 Bears, 27-7 (W)
 1964 — 49ers, 31-21 (KZ)
 Bears, 23-21 (W)
 1965 — 49ers, 52-24 (KZ)
 Bears, 61-20 (W)
 1966 — Tie 30-30 (W)
 49ers, 41-14 (KZ)
 1967 — Bears, 28-14 (KZ)
 1968 — Bears, 27-19 (W)
 1969 — 49ers, 42-21 (KZ)
 1970 — 49ers, 37-16 (W)
 1971 — 49ers, 13-0 (SF)

1972 — 49ers, 34-21 (S)
 1974 — 49ers, 34-0 (S)
 1975 — 49ers, 31-3 (SF)
 1976 — Bears, 19-12 (SF)
 1978 — Bears, 16-13 (SF)
 1979 — Bears, 28-27 (SF)
 1981 — 49ers, 28-17 (SF)
 1983 — Bears, 13-3 (S)
 1984 — 49ers, 23-0 (SF) CC
 1985 — Bears, 26-10 (SF)
 1987 — 49ers, 41-0 (SF) mnf
 1988 — Bears, 10-9 (S) mnf
 49ers, 28-3 (S) CC
 1989 — 49ers, 26-0 (SF)
 1991 — 49ers, 52-14 (SF) mnf
 1994 — 49ers, 44-15 (SF) SR
 2000 — 49ers, 17-0 (SF)
 2001 — Bears, 37-31 (ot) (S)

W-2

L-5

1984 — Seahawks, 38-9 (SE)
 1987 — Seahawks, 34-21 (S)
 1990 — Bears, 17-0 (S)

1999 — Seahawks, 14-13 (S)

Series Records

Bears vs. the NFL

ST. LOUIS RAMS

1937 — Bears, 20-2 (CL)
Bears, 15-7 (W)
1938 — Rams, 14-7 (W)
Rams, 23-21 (CL)
1939 — Bears, 30-21 (W)
Bears, 35-21 (CL)
1940 — Bears, 21-14 (CL)
Bears, 47-25 (W)
1941 — Bears, 48-21 (CL)
Bears, 31-13 (W)
1942 — Bears, 21-7 (CL)
Bears, 47-0 (W)
1944 — Rams, 19-7 (CL)
Bears, 28-21 (W)
1945 — Rams, 17-0 (CL)
Rams, 41-21 (W)
1946 — Tie, 28-28 (W)
Bears, 27-21 (LA)
1947 — Bears, 41-21 (LA)
Rams, 17-14 (W)
1948 — Bears, 42-21 (W)
Bears, 21-6 (LA)
1949 — Rams, 31-16 (W)
Rams, 27-24 (LA)
1950 — Bears, 24-20 (LA)
Bears, 24-14 (W)
Rams, 24-14 (LA) CC
1951 — Rams, 42-17 (W)

W-48

1952 — Rams, 31-7 (LA)
Rams, 40-24 (W)
1953 — Rams, 38-24 (LA)
Bears, 24-21 (W)
1954 — Rams, 42-38 (LA)
Bears, 24-13 (W)
1955 — Bears, 31-20 (LA)
Bears, 24-3 (W)
1956 — Bears, 35-24 (LA)
Bears, 30-21 (W)
1957 — Bears, 34-26 (W)
Bears, 16-10 (LA)
1958 — Bears, 31-10 (W)
Rams, 41-35 (LA)
1959 — Rams, 28-21 (W)
Bears, 26-21 (LA)
1960 — Bears, 34-27 (W)
Tie, 24-24 (LA)
1961 — Bears, 21-17 (LA)
Bears, 28-24 (W)
1962 — Bears, 27-23 (LA)
Bears, 30-14 (W)
1963 — Bears, 52-14 (LA)
Bears, 6-0 (W)
1964 — Bears, 38-17 (W)
Bears, 34-24 (LA)
1965 — Rams, 30-28 (LA)
Bears, 31-6 (W)

T-3

1966 — Rams, 31-17 (LA)
Bears, 17-10 (W)
1967 — Rams, 28-17 (W)
1968 — Bears, 17-16 (LA)
1969 — Rams, 9-7 (W)
1971 — Rams, 17-3 (LA)
1972 — Tie, 13-13 (S)
1973 — Rams, 26-0 (S)
1975 — Rams, 38-10 (LA)
1976 — Rams, 20-12 (LA)
1977 — Bears, 24-23 (S) mnf
1979 — Bears, 27-23 (S)
1981 — Rams, 24-7 (S) mnf
1982 — Bears, 34-26 (AN)
1983 — Rams, 21-14 (AN)
1984 — Rams, 29-13 (AN)
1985 — Bears, 24-0 (S) CC
1986 — Rams, 20-17 (S) mnf
1988 — Rams, 23-3 (AN) mnf
1989 — Bears, 20-10 (S)
1990 — Bears, 38-9 (S) sn
1993 — Rams, 20-6 (AN)
1994 — Bears 27-13 (S)
1995 — Rams, 34-28 (SL)
1996 — Bears, 35-9 (S)
1997 — Bears, 13-10 (TW) sn
1998 — Rams, 20-12 (S)
1999 — Rams, 34-12 (TW)
2002 — Rams, 21-16 (EJ) mnf

TAMPA BAY BUCCANEERS

1977 — Bears, 10-0 (TB)
1978 — Buccaneers, 33-19 (TB)
Bears, 14-3 (S)
1979 — Buccaneers, 17-13 (S)
Bears, 14-0 (TB)
1980 — Bears, 23-0 (S) mnf
Bears, 14-13 (TB) sat
1981 — Bears, 28-17 (S)
Buccaneers, 20-10 (TB)
1982 — Buccaneers, 26-23 (TB) +
1983 — Bears, 17-10 (S)
Bears, 27-0 (TB)
1984 — Bears, 34-14 (S)
Bears, 44-9 (TB)
1985 — Bears, 38-28 (S)
Bears, 27-19 (TB)

W-33

1986 — Bears, 23-3 (TB)
Bears, 48-14 (S)
1987 — Bears, 20-3 (S)
Bears, 27-26 (TB)
1988 — Bears, 28-10 (S)
Bears, 27-15 (TB)
1989 — Buccaneers, 42-35 (TB)
Buccaneers, 32-31 (S)
1990 — Bears, 26-6 (TB)
Bears, 27-14 (S)
1991 — Bears, 21-20 (TB)
Bears, 27-0 (S) sat
1992 — Bears, 31-14 (S)
Buccaneers, 20-17 (TB)
1993 — Bears, 47-17 (S)
Buccaneers, 13-10 (TB)

L-16

1994 — Bears, 21-9 (S)
Bears, 20-6 (TB)
1995 — Bears, 25-6 (TB)
Bears, 31-10 (S)
1996 — Bears, 13-10 (S)
Buccaneers, 34-19 (TB)
1997 — Bears, 13-7 (S)
Buccaneers, 31-15 (TB)
1998 — Buccaneers, 27-15 (RJ)
Buccaneers, 31-17 (S)
1999 — Buccaneers, 6-3 (RJ)
Buccaneers, 20-6 (S)
2000 — Buccaneers, 41-0 (RJ)
Bears, 13-10 (S)
2001 — Bears, 27-24 (RJ)
Bears, 27-3 (S)
2002 — Buccaneers, 15-0 (IL)

TENNESSEE TITANS

1973 — Bears, 35-14 (S)
1977 — Oilers, 47-0 (H)
1980 — Oilers, 10-6 (S)

W-4

1986 — Bears, 20-7 (H)
1989 — Oilers, 33-28 (S)
1992 — Oilers, 24-7 (H) mnf

L-4

1995 — Bears, 35-32 (S)
1998 — Bears, 23-20 (VA)

WASHINGTON REDSKINS

1932 — Tie 7-7 (BO)
1933 — Bears, 7-0 (W)
Redskins, 10-0 (W)
1934 — Bears, 21-0 (BO)
1935 — Bears, 30-14 (BO)
1936 — Bears, 26-0 (BO)
1937 — Redskins, 28-21 (W) NFL
1938 — Bears, 31-7 (W)
1940 — Redskins, 7-3 (WA)
Bears, 73-0 (WA) NFL
1941 — Bears, 35-21 (W)
1942 — Redskins, 14-6 (WA) NFL
1943 — Redskins, 21-7 (WA)
Bears, 41-21 (W) NFL

W-22

1945 — Redskins, 28-21 (WA)
1946 — Bears, 24-20 (W)
1947 — Bears, 56-20 (WA)
1948 — Bears, 48-13 (W)
1949 — Bears, 31-21 (WA)
1951 — Bears, 27-0 (WA)
1953 — Bears, 27-24 (WA)
1957 — Redskins, 14-3 (W)
1964 — Redskins, 27-20 (DC)
1968 — Redskins, 38-28 (W)
1971 — Bears, 16-15 (S)
1974 — Redskins, 42-0 (DC)
1976 — Bears, 33-7 (S)
1978 — Bears, 14-10 (DC) sat

L-19

T-1

1980 — Bears, 35-21 (S)
1981 — Redskins, 24-7 (S)
1984 — Bears, 23-19 (DC) DP
1985 — Bears, 45-10 (S)
1986 — Redskins, 27-13 (S) DP
1987 — Redskins, 21-17 (S) DP
1988 — Bears, 34-14 (DC)
1989 — Redskins, 38-14 (DC)
1990 — Redskins, 10-9 (DC)
1991 — Redskins, 20-7 (S)
1996 — Redskins, 10-3 (DC)
1997 — Redskins, 31-8 (S)
1999 — Redskins, 48-22 (FF)
2001 — Bears, 20-15 (FF)

Series Records

Team-by-Team Summary

BEARS vs. EXTINCT FRANCHISES

	Road	Home	Total
Akron Pros		2-0-1	2-0-1
Akron Indians		1-0	1-0
Boston Yanks	2-0	1-0	3-0
Brooklyn Dodgers	5-0	5-0-1	10-0-1
Buffalo All-Americans		3-1	3-1
Buffalo Bisons	1-0	0-1	1-1
Canton Bulldogs		2-2	2-2
Champaign	1-0		1-0
Chicago Tigers	2-0		2-0
Cincinnati Reds	1-0	1-0	2-0
Cleveland Bulldogs	0-1	2-0	2-1
Cleveland Indians		2-0	2-0
Columbus Tigers		2-0	2-0
Dallas Texans	0-1	1-0	1-1
Dayton Triangles		4-0	4-0
Detroit Panthers	1-1	1-0-1	2-1-1
Detroit Tigers		1-0	1-0
Detroit Wolverines		0-2	0-2
Duluth Eskimos		2-0	2-0
Frankford Yellow Jackets	2-3-1	5-1-1	7-4-2
Hammond Pros		3-0	3-0
Kewanee		1-0	1-0
Louisville Colonels		1-0	1-0
Milwaukee Badgers	1-0	2-0-1	3-0-1
Minneapolis Marines	3-0		3-0
Minneapolis Redjackets	1-0	2-0	3-0
Moline Tractors		1-0	1-0
New York Yankees	0-1	2-0	2-1
New York Yanks	1-1	2-0	3-1
Oorang Indians		2-0	2-0
Pottsville Maroons		3-0	3-0
Providence Steam Rollers	0-1	0-0-1	0-1-1
Racine Legion	1-0	1-0-2	2-0-2
Rochester Jeffersons		2-0	2-0
Rock Island Independents	2-1-3	6-0-1	8-1-4
Rockford	1-0		1-0
Staten Island Stapletons	0-0-1	1-0	1-0-1
Toledo Maroons		1-0	1-0

ALL TIED UP

The Bears have had 42 ties in their 83-year history. However, their last knotted game was a 13-13 final against the Rams on September 24, 1972 — 475 games ago. The Bears' streak is the fifth-longest *current* tieless streak, as well as the fifth longest in NFL history. New England (525 games) has the longest current streak and longest in league annals, followed by Cincinnati (492), Dallas (491) and Tennessee (471).

Since 1974, when sudden death overtime was introduced, there have been just 16 ties in the entire NFL — none by the Bears. The Bears hold the distinction of having played in the most overtime games (29) without a tie.

Before the '97 season, the last tie in the NFL was a 10-10 contest between Kansas City and Cleveland on Nov. 19, 1989. The league played 1,836 games after the Chiefs-Browns clash, (including 109 advancing to overtime), without another tie...until Nov. 16, 1997, when the Ravens and Eagles finished a game knotted 10-10. The NFL didn't have to wait long before getting tied up again: the Redskins and Giants ended in a 7-7 deadlock the following *week* (November 23, 1997). There was one tie last season, Pittsburgh and Atlanta 34-34 on Nov. 10, 2002.

Series Records

Team-by-Team Summary

BEARS vs. ACTIVE TEAMS

	Regular season		Post-season		Overall
	Road	Home	Road	Home	
Arizona Cardinals	1-1	1-0			55-26-6
Chicago Cardinals	15-11-1	30-8-5			
Cardinals-Steelers	1-0	1-0			
Phoenix Cardinals	1-0	0-0			
St. Louis Cardinals	1-4	4-2			
Atlanta Falcons	5-5	6-5			11-10
Baltimore Ravens	0-1	1-0			1-1
Buffalo Bills	1-4	4-0			5-4
Carolina Panthers	0-1	1-0			1-1
Cincinnati Bengals	2-1	1-3			3-4
Cleveland Browns	1-6	3-2			4-8
Dallas Cowboys	3-5	5-4	0-1	0-1	8-11
Denver Broncos	2-4	3-2			5-6
Detroit Lions	34-35	43-22-3			82-59-5
Portsmouth Spartans	2-2-1	3-0-1			
Green Bay Packers	36-38-4	47-37-2		1-0	84-75-6
Indianapolis Colts	2-0	2-0			17-21
Baltimore Colts	6-11	7-10			
Jacksonville Jaguars	1-0	1-1			2-1
Kansas City Chiefs	2-2	3-1			5-3
Miami Dolphins	2-4	1-2			3-6
Minnesota Vikings	18-24	18-21-2	1-0		37-45-2
New England Patriots	0-2	3-4		1-0*	4-6
New Orleans Saints	4-4	6-6		1-0	11-10
New York Giants	12-7-2	13-10	1-3	4-0	30-20-2
New York Jets	2-1	3-2			5-3
Oakland Raiders	1-2	1-2			4-6
Los Angeles Raiders	1-1	1-1			
Philadelphia Eagles	11-5-1	13-2	0-1	1-1	26-9-1
Eagles-Steelers		1-0			
Pittsburgh Steelers	3-5-1	9-1			19-6-1
Pittsburgh Pirates	3-0	1-0			
Cardinals-Steelers	1-0	1-0			
Eagles-Steelers		1-0			
San Diego Chargers	2-3	2-1			4-4
San Francisco 49ers	12-17	14-9-1	0-2	0-1	26-29-1
Seattle Seahawks	1-2	1-3			2-5
St. Louis Rams	1-3	1-1			48-34-3
Los Angeles Rams	14-14-1	20-10-2	0-1	1-0	
Cleveland Rams	5-3	6-2			
Tampa Bay Buccaneers	14-11	19-5			33-16
Tennessee Titans	0-0	0-0			4-4
Tennessee Oilers	1-0	0-0			
Houston Oilers	1-2	2-2			
Washington Redskins	7-9	8-5	2-1	1-3	22-19-1
Boston Redskins/Braves	3-1-1	1-0			
TOTAL**	259-262-17	375-192-25	4-9	10-6	648-469-42

Note: The Eagles and Steelers merged in 1943 and the Cardinals and Steelers merged in 1944. Games are officially recorded under both teams (though only counted once in the "TOTAL" line).

* Bears were designated as home team, but game was at neutral site.

** Total includes games versus extinct franchises

2003 opponents in blue.

Series Records

Bears on Monday Night Football

Date	Opponent	Site	Score	Following Week
Oct. 5, 1970	Detroit Lions	Tiger Stadium	L 14-28	L Min
Nov. 29, 1971	Miami Dolphins	Orange Bowl	L 3-24	L @ Den
Oct. 23, 1972	Minnesota Vikings	SOLDIER FIELD	W 13-10	W @ STL
Nov. 12, 1973	Kansas City Chiefs	Arrowhead	L 7-19	L Det
Oct. 21, 1974	Green Bay Packers	SOLDIER FIELD	W 10- 9	L @ Buf
Oct. 27, 1975	Minnesota Vikings	SOLDIER FIELD	L 9-13	L Mia
Oct. 10, 1977	Los Angeles Rams	SOLDIER FIELD	W 24-23	L+ @Min
Sept. 25, 1978	Minnesota Vikings	SOLDIER FIELD	L 20-24	L+ Oak
Oct. 16, 1978	Denver Broncos	Mile High	L 7-16	L @ TB
Dec. 4, 1978	San Diego Chargers	Jack Murphy	L 7-40	W GB
Oct. 6, 1980	Tampa Bay Buccaneers	SOLDIER FIELD	W 23- 0	L @ Min
Nov. 3, 1980	Cleveland Browns	Cleveland	L 21-27	W Wash
Sept. 28, 1981	Los Angeles Rams	SOLDIER FIELD	L 7-24	W @ Min
Oct. 19, 1981	Detroit Lions	Silverdome	L 17-48	W+ SD
Dec. 3, 1984	San Diego Chargers	Jack Murphy	L 7-20	L GB
Oct. 21, 1985	Green Bay Packers	SOLDIER FIELD	W 23- 7	W Min
Dec. 2, 1985	Miami Dolphins	Orange Bowl	L 24-38	W Ind
Sept. 22, 1986	Green Bay Packers	Lambeau Field	W 25-12	W @ Cin
Nov. 3, 1986	Los Angeles Rams	SOLDIER FIELD	L 17-20	W @ TB
Dec. 15, 1986	Detroit Lions	Silverdome	W 16-13	W @ Dal
Sept. 14, 1987	New York Giants	SOLDIER FIELD	W 34-19	W TB
Nov. 16, 1987	Denver Broncos	Mile High	L 29-31	W Det
Dec. 14, 1987	San Francisco 49ers	Candlestick	L 0-41	L @ Sea
Oct. 24, 1988	San Francisco 49ers	SOLDIER FIELD	W 10- 9	L @ NE
Dec. 5, 1988	Los Angeles Rams	Anaheim	L 3-20	W Det
Dec. 19, 1988	Minnesota Vikings	Metrodome	L 27-28	end of season
Oct. 2, 1989	Philadelphia Eagles	SOLDIER FIELD	W 27-13	L @ TB
Oct. 23, 1989	Cleveland Browns	Cleveland	L 7-27	W LA Rams
Sept. 23, 1991	New York Jets	SOLDIER FIELD	W+ 19-13	L @ Buf
Nov. 11, 1991	Minnesota Vikings	Metrodome	W 34-17	W @ Ind
Dec. 23, 1991	San Francisco 49ers	Candlestick	L 14-52	end of season
Sept. 21, 1992	New York Giants	SOLDIER FIELD	L 14-27	W Atl
Nov. 2, 1992	Minnesota Vikings	SOLDIER FIELD	L 10-38	L+ Cin
Dec. 7, 1992	Houston Oilers	Astrodome	L 7-24	W Pit
Oct. 25, 1993	Minnesota Vikings	SOLDIER FIELD	L 12-19	L @ GB
Sept. 12, 1994	Philadelphia Eagles	Veterans Stadium	L 22-30	L Min
Oct. 31, 1994	Green Bay Packers	SOLDIER FIELD	L 6-33	W @ TB
Sept. 11, 1995	Green Bay Packers	SOLDIER FIELD	L 24-27	W @ TB
Oct. 30, 1995	Minnesota Vikings	Metrodome	W 14- 6	L+ Pit
Dec. 4, 1995	Detroit Lions	Silverdome	L 7-27	L @ Cin
Sept. 2, 1996	Dallas Cowboys	SOLDIER FIELD	W 22-6	L @ Wash
Oct. 28, 1996	Minnesota Vikings	Metrodome	W 15-13	W TB
Sept. 1, 1997	Green Bay Packers	Lambeau Field	L 24-38	L Min
Oct. 27, 1997	Miami Dolphins	Pro Player Stadium	W+ 36-33	L Wash
Oct. 7, 2002	Green Bay Packers	Memorial Stadium*	L 21-34	L+ @ Det
Nov. 18, 2002	St. Louis Rams	Edward Jones Dome	L 16-21	W Det
Dec. 9, 2002	Miami Dolphins	Pro Player Stadium	L 9-27	W NYJ

* Overtime. *Champaign, IL.

Overall Record on Monday Night Football: 16-31 (Home: 10-10, Road: 6-21)

Record week following MNF: 22-23

At home following MNF home game: 3-3; following MNF road game: 11-7

On the road following MNF home game: 5-9; following MNF road game: 3-4

- The Bears-Dolphins game on December 2, 1985 remains the highest rated Monday Night Football game in NFL history drawing a 29.6 rating and 46.0 share.
- The Bears' 47 Monday night appearances from 1970-2002 rank eighth in the NFL behind Miami (67), Dallas (61), San Francisco (58), Oakland (55), Washington (51), Pittsburgh (50) and Denver (49).

Chicago Bears

Bears in the Pro Bowl

1/14/51 Dick Barwegen, G (1) Ray Bray, G (1) George Connor, T/LB (1) Fred Davis, T (1) Johnny Lujack, QB (1) Ed Sprinkle, DE (1) Bulldog Turner, C/LB (1)	Bill George, LB (5) Stan Jones, G (4) Fred Williams, DT (3)	1/24/71 Dick Butkus, LB (6) Dick Gordon,* WR (1) Bobby Joe Green, P (1) Cecil Turner, KR (1)
1/12/52 Dick Barwegen, G (2) Ray Bray, G (2) George Connor, T/LB (2) John Dottley, RB (1) Johnny Lujack, QB (2) Ed Sprinkle, DE (2) Bulldog Turner, C/LB (2)	1/17/60 Doug Atkins, DE (3) Erich Barnes, DB (1) Rick Casares, RB (5) Bill George, LB (6) Stan Jones, G (5) Fred Williams, DT (4)	1/23/72 Dick Butkus, LB (7) Dick Gordon, WR (2) 1/21/73 Dick Butkus, LB (8) Ron Smith, KR (1)
1/10/53 Dick Barwegen, G (3) George Connor, T/LB (3) Gene Schroeder, E (1) Ed Sprinkle, DE (3) Fred Williams, DT (1)	1/15/61 Doug Atkins, DE (4) Bill George, LB (7) Stan Jones, G (6) Johnny Morris, FL (1)	1/20/74 Wally Chambers, DT (1)
1/17/54 George Connor, T/LB (4) Jack Hoffman, E (1) Don Kindt, HB (1) Fred Williams, DT (2)	1/14/62 Doug Atkins, DE (5) Mike Ditka, TE (1) Bill George, LB (8) Stan Jones, G (7)	1/20/75 None
1/16/55 Bill Bishop, T (1) Bill George, LB (1) Harlon Hill, WR (1) Ed Sprinkle, DE (4)	1/13/63 Doug Atkins, DE (6) Mike Ditka, TE (2) Joe Fortunato, LB (2) Richie Petitbon, DB (1)	1/26/76 Wally Chambers, DT (2) Walter Payton, RB (1)
1/15/56 Ed Brown, QB (1) Rick Casares, RB (1) Bill George, LB (2) Harlon Hill, WR (2) Jack Hoffman, E (2) Stan Jones, G (1) Bill Wightkin, T (1)	1/12/64 Doug Atkins, DE (7) Mike Ditka, TE (3) Joe Fortunato, LB (3) Joe Marconi, RB (1) Richie Petitbon, DB (2) Mike Pyle, C (1) Roosevelt Taylor, DB (1) Bill Wade, QB (1)	1/17/77 Wally Chambers, DT (3)
1/13/57 Ed Brown, QB (2) JC Caroline, HB (1) Rick Casares, RB (2) Bill George, LB (3) Harlon Hill, WR (3) Stan Jones, G (2) McNeil Moore, HB (1) Larry Strickland, C (1)	1/10/65 Mike Ditka, TE (4) Joe Fortunato, LB (4) Johnny Morris,* FL (2)	1/23/78 Allan Ellis, CB (1) Walter Payton,† RB (2)
1/12/58 Doug Atkins, DE (1) Rick Casares, RB (3) Bill George, LB (4) Kline Gilbert, T (1) Stan Jones, G (3)	1/15/66 Doug Atkins, DE (8) Dick Butkus, LB (1) Mike Ditka, TE (5) Joe Fortunato, LB (5) Gale Sayers, RB (1)	1/29/79 Walter Payton, RB (3)
1/11/59 Doug Atkins, DE (2) Rick Casares, RB (4) Joe Fortunato, LB (1) Willie Galimore, RB (1)	1/22/67 Dick Butkus, LB (2) Richie Petitbon, DB (3) Gale Sayers†, RB (2)	1/27/80 Walter Payton, RB (4)
	1/21/68 Dick Butkus, LB (3) Gale Sayers,† RB (3) Richie Petitbon, DB (4)	2/1/81 Gary Fencik, S (1) Dan Hampton, DE (1) Walter Payton, RB (5)
	1/19/69 Dick Butkus, LB (4) Gale Sayers,* RB (4) Roosevelt Taylor, DB (2)	1/31/82 Gary Fencik, S (2)
	1/18/70 Dick Butkus, LB (5) Gale Sayers,† RB (5)	2/6/83 Dan Hampton, DT (2)
		1/29/84 Walter Payton, RB (6) Mike Singletary, LB (1)
		1/27/85 Todd Bell, S (1) Richard Dent, DE (1) Dan Hampton, DT (3) Walter Payton, RB (7) Mike Singletary, LB (2)
		2/2/86 Jim Covert, T (1) Richard Dent, DE (2) Dave Duerson, S (1) Dan Hampton, DE (4) Jay Hilgenberg, C (1) Jim McMahon, QB (1) Walter Payton, RB (8) Mike Singletary, LB (3) Otis Wilson, LB (1)
		2/1/87 Jim Covert, T (2) Dave Duerson, S (2) Wilber Marshall, LB (1) Steve McMichael, DT (1) Jay Hilgenberg, C (2) Walter Payton, RB (9) Mike Singletary, LB (4)

Chicago Bears

Bears in the Pro Bowl

2/7/88	Dave Duerson, S (3) Jay Hilgenberg, C (3) Wilber Marshall, LB (2) Steve McMichael, DT (2) Mike Singletary, LB (5)	2/2/92	Neal Anderson,* RB (4) Mark Carrier, S (2) Shaun Gayle, S (1) Jay Hilgenberg, C (7) Mike Singletary, LB (9)	2/6/00	Glyn Milburn, KR (2)
1/29/89	Neal Anderson, RB (1) Mark Bortz, G (1) Dave Duerson, S (4) Jay Hilgenberg, C (4) Mike Singletary, LB (6)	2/7/93	Mike Singletary, LB (10)	2/4/01	Brian Urlacher, LB (1)
2/4/90	Neal Anderson,* RB (2) Jay Hilgenberg, C (5) Mike Singletary, LB (7)	2/6/94	Richard Dent, DE (4) Mark Carrier, S (3) Donnell Woolford, CB (1)	2/9/02	Olin Kreutz, C (1) Brian Urlacher, LB (2) Ted Washington, DT (4) Larry Whigham, S (2) James Williams, OT (1)
2/3/91	Neal Anderson,* RB (3) Mark Bortz,* G (2) Mark Carrier, S (1) Richard Dent, DE (3) Jay Hilgenberg, C (6) Mike Singletary, LB (8)	2/5/95	None	2/2/03	Marty Booker, WR (1) Olin Kreutz, C (2) Brian Urlacher, LB (3)
		2/4/96	None	<div style="border: 1px solid black; padding: 5px;"> * Did not play due to injuries † Denotes game's outstanding player </div>	
		2/2/97	None		
		2/1/98	None		
		2/7/99	None		



Bears in Overtime

Since overtime was adopted in 1974, the Bears have played in 29 extra periods — which ranks third behind Minnesota (31) and Denver (30). Chicago's 15 overtime wins ties Washington for most in the NFC while in the AFC, Buffalo (16), Denver (16) and Pittsburgh (15) lead the overtime victory column.

Date	Coin flip winner	Site	Opponent	Score	Elapsed
Oct. 16, 1977	CHICAGO	Minnesota	Minnesota Vikings	L 16-22	6:45
Dec. 18, 1977	New York	New York	New York Giants	W 12-9	14:51
Oct. 1, 1978	CHICAGO	CHICAGO	Oakland Raiders	L 19-25	5:19
Sept. 7, 1980	CHICAGO	Green Bay	Green Bay Packers	L 6-12	6:00
Nov. 27, 1980	CHICAGO	Detroit	Detroit Lions	W 23-17	0:21
Dec. 14, 1980	Cincinnati	CHICAGO	Cincinnati Bengals	L 14-17	4:23
Oct. 25, 1981	CHICAGO	CHICAGO	San Diego Chargers	W 20-17	9:30
Nov. 8, 1981	CHICAGO	Kansas City	Kansas City Chiefs	W 16-13	13:07
Jan. 2, 1983	CHICAGO	Tampa Bay	Tampa Bay Buccaneers	L 23-26	3:14
Sept. 18, 1983	CHICAGO	New Orleans	New Orleans Saints	L 31-34	10:57
Sept. 25, 1983	Baltimore	Baltimore	Baltimore Colts	L 19-22	4:51
Sept. 14, 1986	Philadelphia	CHICAGO	Philadelphia Eagles	W 13-10	5:56
Nov. 30, 1986	CHICAGO	CHICAGO	Pittsburgh Steelers	W 13-10	3:55
Nov. 18, 1990	Denver	Denver	Denver Broncos	W 16-13	13:14
Dec. 2, 1990	CHICAGO	CHICAGO	Detroit Lions	W 23-17	10:57
Sept. 23, 1991	NY Jets	CHICAGO	New York Jets	W 19-13	14:42
Nov. 24, 1991	Miami	CHICAGO	Miami Dolphins	L 13-16	4:11
Nov. 8, 1992	CHICAGO	CHICAGO	Cincinnati Bengals	L 28-31	8:39
Nov. 27, 1994	Arizona	Arizona	Arizona Cardinals	W 19-16	8:11
Dec. 1, 1994	CHICAGO	Minnesota	Minnesota Vikings	L 27-33	5:46
Nov. 5, 1995	CHICAGO	CHICAGO	Pittsburgh Steelers	L 34-37	8:19
Oct. 27, 1997	Miami	Miami	Miami Dolphins	W 36-33	9:25
Nov. 14, 1999	Minnesota	CHICAGO	Minnesota Vikings	L 24-27	3:56
Nov. 21, 1999	CHICAGO	San Diego	San Diego Chargers	W 23-20	4:58
Oct. 28, 2001	San Francisco	CHICAGO	San Francisco 49ers	W 37-31	0:16*
Nov. 4, 2001	CHICAGO	CHICAGO	Cleveland Browns	W 27-21	2:50
Sept. 29, 2002	CHICAGO	Buffalo	Buffalo Bills	L 27-33	1:58
Oct. 20, 2002	Detroit	Detroit	Detroit Lions	L 20-23	4:48
Nov. 24, 2002	Detroit	Champaign	Detroit Lions	W 20-17	6:02

15-14 overall: 8-6 at home; 7-8 on the road

*NFL record for shortest OT period. Mike Brown returned a Jeff Garcia interception 33 yards for a TD.

Training Camp

Olivet Nazarene University

The Bears return to Olivet Nazarene University in Bourbonnais, Ill., for the second consecutive season after spending 18 years in Platteville, Wis. The site, approximately 90 miles south of Chicago, provides the Bears with four practice fields, air-conditioned locker rooms and dining facility, a weight room, meeting rooms, and dorms for players, staff, media and guests.

INFO: General Camp: 815 / 928-5821
Public Relations: 815 / 928-5561
Administration: 815 / 928-5822
PR Fax: 815 / 939-7933

Address:
Chicago Bears
1 University Avenue
Bourbonnais, Ill. 60914

Scott Hugel: 815 / 614-4640
Jim Christman: 815 / 614-4646
Roger Hacker: 815 / 614-4642

DATES: Two-a-day practices begin Friday, July 25th. The Bears will be in Bourbonnais through Friday, August 15, with one exception: on August 8-9, the Bears will travel to Champaign for the preseason opener against Indianapolis.

PRACTICES and SCRIMMAGES: Practice times are subject to change, but tentatively the morning workout starts at 8:30 AM, and the afternoon session at 2:45 PM. Practices are on the Olivette Nazarene campus and are open to the public free of charge. The Bears will not scrimmage an NFL opponent in 2003.

MEDIA: Credentials are required to cover practices and press conferences. They can be obtained in the Tigers Den located in the Leslie Parrott Convocation Athletic Center. The media work room, equipped with phones, is also located in the Tigers Den.

TRAINING CAMP HISTORY:

2002-	Olivet Nazarene University, Bourbonnais, Illinois
1984-2001	University of Wisconsin-Platteville, Wisconsin
1975-83	Lake Forest College, Lake Forest, Illinois
1944-74	St. Joseph's College, Rensselaer, Indiana
1935-43	St. John's Military Academy, Delafield, Wisconsin
1934	Lane Tech High School, Chicago, Illinois
1933	University of Notre Dame, South Bend, Indiana

DIRECTIONS TO BOURBONNAIS FROM CHICAGO: (approximately 90 miles)

- Take I-90/94 South to I-57. Take I-57 South to Bradley/Bourbonnais Exit 315. Follow the exit ramp as it curves to the right onto Rt. 50 South. Turn right onto Armour Road. At the second traffic light, turn left onto Convent St., which is also Rt. 45/52. There is also a Speedway gas station on corner. Follow the curves past the side entrance to campus on the left and continue to the main entrance that is lined with 10 flags.

DIRECTIONS FROM LAKE FOREST:

- Take the Tri-State Tollway South/East (I-294) to I-80 West. Take I-80 West for two miles to I-57 South. Take I-57 South for 30 miles to Bradley/Bourbonnais Exit 315. Proceed as directed above.

ABOUT OLIVET NAZARENE:

Founded in 1907, Olivet Nazarene University is a private, Christian, liberal arts university -- a service of the Church of the Nazarene, theologically grounded in the Wesleyan tradition. Of the 20,000 Olivet alumni across the country and around the world, approximately 6,000 live in Northeast Illinois and Northwest Indiana. About 3,300 students (1,900 undergraduates) from 40 states and 15 countries attend the University. ONU fields 18 intercollegiate athletic teams for men and women. The Tigers are members of the National Association of Intercollegiate Athletics (NAIA, Division I), National Christian College Athletic Association (NCCAA, Division I) and Chicagoland Collegiate Athletic Conference (CCAC).

2003 Preseason

Memorial Stadium

The Chicago Bears' decision to play at Memorial Stadium in 2002 was the second-biggest story of 2001 in the Champaign-Urbana area (behind only 9/11) according to the *Champaign News-Gazette* newsroom's estimation. Twenty-three of 24 staffers included that story on their top 10 lists.

Memorial Stadium in Champaign, Ill., was built in 1923 as a memorial to Illinois men and women who gave their lives for their country during World War I. Their names appear on 200 columns that support the east and west sides of the stadium.

Donations of approximately \$1.7 million by more than 200,000 students, alumni and other friends of the University made the construction possible. The Athletic Association (now known as the Division of Intercollegiate Athletics) later allocated \$509,805 to the project for the construction of the south stands and other stadium additions. The drive was needed to add spaces for the over 30,000 fans who were turned away from games.

The stadium opened Nov. 3, 1923, when Illinois defeated Chicago, 7-0, in a Homecoming victory. The stadium was officially dedicated Oct. 18, 1924, a day future Chicago Bears halfback Harold "Red" Grange accounted for six touchdowns in a 39-14 victory over Michigan in what remains as the single greatest performance in Memorial Stadium history.

Installation of the first artificial turf and a new lighting system was made possible through a 1974 Golden Anniversary campaign drive. Even though the field is lit only from the towers on the four corners of Memorial Stadium, the light intensity is easily sufficient for major network telecasts of night games.

Other stadium improvements include the 1967 installation of a press box, located at the top of the west balcony; construction of the Ray Eliot Varsity Room, a training table and trophy display area at the southeast corner of the stadium that was built with funds donated by friends of the Athletic Association; a million-dollar stadium renovation project in 1972, which included the addition of aluminum seating and other improvements; and a 1977 renovation of the varsity locker rooms and training facilities.

In April 1985, \$7 million worth of improvements began. Out of this project came installation of new artificial turf and expansion of the football headquarters in the northeast corner of the stadium. Memorial Stadium underwent renovations between November 1991 and August 1992. The \$18 million project included the replacement of the concrete bleachers in both upper decks, as well as the top 25 rows of the main stands. The stadium's electrical and drainage systems were also brought up to code and new restroom facilities, for both men and women, were installed in the corner towers and great halls. The project was financed through the issuance of revenue bonds by the UI Auxiliary Facilities System.

Memorial Stadium has undergone several renovations in recent years and more were made with the Bears' arrival in 2002. The first phase was the replacement of the field's Astroturf with AstroPlay, an artificial surface with the look and feel of natural grass. The Illini played on the new surface for the first time during the 2001 season. Upgrades for 2002 included replacing the 23x24 foot color matrix board with a video display screen capable of showing replays and other live features in Memorial Stadium as well as a new redesigned home locker room facility including new training and equipment rooms.



2003 Preseason

Memorial Stadium



Press Box

ENTRANCE TO PRESS BOX (GATE 18):

Enter the press box via the press elevator located midway at the base of the west side of Memorial Stadium (press box side of the field). The elevator will go to all levels of the press box. Credentials may be picked up at the "Press Will Call" located at the West end of Assembly Hall (Basketball arena across street from Memorial Stadium). You must have a credential to enter the press door.

WORKING PRESS DECK (LEVEL 1):

This level is reserved for print media, non-originating radio and TV reporters and team public relations personnel only.

BROADCAST DECK (LEVEL 2):

This deck offers areas for all radio and t.v. broadcast outlets covering the game. This area will also be used for team video. This level contains the food service area for the press box.

Directions to Memorial Stadium

FROM CHICAGO O'HARE: I-90/94 East to I-57

South to I-74 East OR I-294 Tri-State Tollway East to I-57 South to I-74 East. Exit I-74 East at Neil Street South to Stadium Drive East to First Street South to Memorial Stadium and Press Parking Lot in Northwest parking lot of Assembly Hall.

Approximate travel time: 3:00

FROM CHICAGO MIDWAY AIRPORT: Cicero

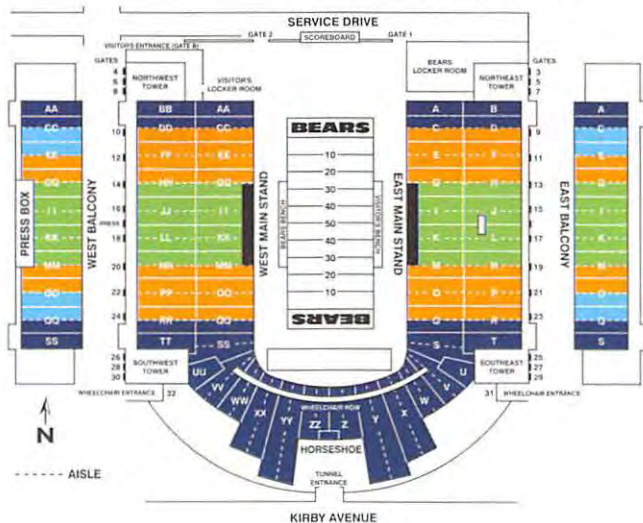
Avenue South to I-294 Tri-State Tollway East to I-57 South to I-74 East. Exit Neil Street South to Stadium Drive East to First Street South to Memorial Stadium and Press Parking lot in Northwest Parking lot of Assembly Hall.

Approximate travel time: 2:45


FROM INDIANAPOLIS INTERNATIONAL AIRPORT:

I-465 North to I-74 West. Exit Lincoln Avenue South to Green Street West to First Street South to Memorial Stadium and Press Parking Lot in Northwest parking lot of Assembly Hall.

Approximate travel time: 2:00



Soldier Field



The Stadium

Soldier Field



NEW SOLDIER FIELD SET TO OPEN IN 2003

The Chicago Bears accomplished one of their greatest off-field achievements in team history with the construction of the lakefront improvement plan including a new football stadium within the confines of historic Soldier Field. Governor George Ryan ended the Bears 44-year stadium effort on Jan. 5, 2001, by signing House Bill 1284, designed not only to help fund a new stadium but to enhance Chicago's lakefront.

The City of Chicago's Lakefront Improvement Plan was announced publicly by Mayor Richard M. Daley on Nov. 15, 2000. The project replaced parking lots with 17 acres of new parkland, built an underground parking structure to serve the Museum Campus and Soldier Field, created easier access to the Museum Campus and added other amenities giving Chicagoans and tourists the ability to enjoy the lakefront year-round. Bears President and CEO Ted Phillips and his team of experts brought the proposal to the State Capital during the November veto session and answered the questions and concerns of the Illinois General Assembly. After three days of gathering support, the Illinois House and Senate passed Bill 1284 on Nov. 30, 2000, authorizing the Illinois Sports Facilities Authority to issue approximately \$400 million in bonds to help finance the \$606 million project. The debt service on the bonds will be paid from the surplus and projected growth of the existing two percent Chicago local hotel tax plus a local distributive tax and state hotel tax subsidy. The remaining \$200 million will be contributed by the Chicago Bears, including a \$100 million loan from the National Football League.

Demolition and construction began following the final home game of the 2001 season and the Bears are scheduled to open new Soldier Field on Monday, Sept. 29 in a prime-time game against Green Bay.

The following is a number of facts concerning different elements of the new Soldier Field project and the Lakefront Initiative:

LAKEFRONT IMPROVEMENTS

17 Acres of New Lakefront Parkland. The project creates approximately 17 acres of additional waterfront parkland for public enjoyment. This green space will be programmed for year-round public uses such as a sledding hill, winter garden, a terraced park, an area for outdoor museum exhibits and other features. A playground for hard-surface sports will be built on surface parking lots near McCormick Place. The additional recreation space for Chicago and its visitors will result in the largest lakefront play/education neighborhood in Chicago.

Greatly Expanded Public Parking. The year-round parking facility will create:

- 2,500 new underground parking spaces immediately adjacent to the Field Museum and Shedd Aquarium.
- 3,100 outdoor spaces between the stadium and McCormick Place to ensure Chicago's great tailgating tradition continues.

The Stadium

Soldier Field



September 2002



April 2003

SOLDIER FIELD IMPROVEMENTS

New Amenities

- An increase in sideline seating from 40% of seats to over 60% -- vastly improved sight lines.
- An increased number of new and improved restrooms (over 1,000 restroom fixtures) plus more variety and access at over 350 concession points of sale and wider aisles to relieve congestion in the concourses.
- Two state-of-the-art super-sized video boards, greatly increasing the desirability of the venue as a host to large outdoor concerts and civic events.
- A distributed sound system to provide crisp, clear sound to every seat.
- A south courtyard setting inside current Gate "O" will provide fans with outdoor concessions in a garden terrace setting.
- A year-round retail store to visitors of the museum campus.

A Multi-use Lakefront Wonder. Above and beyond the Bears games, the New Soldier Field will host an increasing number of athletic events, prime concerts, and large civic, cultural and educational gatherings. The unique design will allow for easy stage setup and take down, along with a field that can accommodate both professional and international soccer events.

Year-Round Potential Uses. Development opportunities exist, which could include a Hall of Fame, restaurant and banquet room.

FUNDING THE LAKEFRONT IMPROVEMENT PLAN

- The Chicago Bears made a \$200 million contribution to this project, one of the largest ever for a NFL team to a publicly owned stadium. The team pays annual rent of \$5.7 million, in addition to accepting the cost overrun risks on the project.
- Unlike many of the other stadium proposals recently passed in the NFL (such as Arizona, Cincinnati and Green Bay), the entire cost of the Lakefront Project (\$606 million) is being raised without asking for taxpayers' money. The plan is supported through a local City of Chicago hotel tax which is already in existence. There is no extension or increase of any taxes and the hotel tax is principally paid by visitors and tourists.

PRESERVING HISTORY

- The historic colonnades and historic South Wall remained untouched as the new stadium was built within the existing exterior of Soldier Field.
- The historic landmark Soldier Field will be open to the public, much like the memorials in Washington, DC, to offer beautiful views of the City of Chicago and the Lakefront for citizens and tourists year-round. The new stadium design allows visitors access to the colonnades 365 days a year unlocking a piece of Soldier Field's original tribute that had been unfinished for 80 years.
- The Memorial Water Wall honors all soldiers who have served in the United States Armed Forces. The Wall will serve as an educational piece for families and visitors of the museum campus.
- A Doughboy statue will be erected at the entrance of Gate O and the south concourse will feature a Medal of Honor tribute.

The Stadium

Soldier Field

Name of Project

Chicago Lakefront Improvement Plan

Architects

Wood and Zapata
Lohan, Caprile, Goettsch Architects
Ellerbe-Beckett

Owner

Chicago Park District

Operator

Chicago Park District

What Plan Brings to Chicago

- 17 acres of new parkland
- Better Boulevard access to Museum Campus
- 2500 underground parking spaces for Museum Campus/New Stadium
- 3100 outdoor parking spaces
- Memorial Waterwall
- New stadium built within historic confines of Soldier Field

Total capacity

Approximately 61,500

Number of suites

133

Number of club seats

8600

General contractor

Joint Venture TBMK:
Turner Construction;
Barton Malow Construction;
Kenny Construction;
Hoffman Management Partners

Project Manager

Alice Hoffman

SOLDIER FIELD BY THE NUMBERS

1:
Megawatt of show power

100,000:
Square foot club lounge

2:
Underground garages
accommodating 4,400 cars

150,000:
Cubic yards of
excavation

2:
23' x 82' video boards

190,000:
Square feet of glass
curtain wall

3:
Service elevators

310,000:
Square feet of precast

8:
Escalators

575,000:
Square feet of metal
decking

11:
Passenger elevators

590,000:
Square feet of masonry

36:
Miles of piping

1.25 million:
Watts of sports lighting

335:
Tons of sheet metal

\$10 million:
cost of original Soldier
Field built in 1924

683:
Standard TVs

1,600:
Doors

QUICK FACTS...

The new video boards at **23' by 82'**, which is twice as big as a standard highway billboard, will be able to show high definition TV signals.

2,250:
Linear feet of custom
stone countertops

2,500:
Plumbing fixtures

The cabling for the new speakers, video boards, TVs, telephones, and security systems will run for **1.5 million** feet, or **284 miles**. If you stretched it all out, it would reach from Chicago to Detroit.

2,800:
Steel piles

2,915:
Tons of rebar

14,000:
Light fixtures

The new Soldier Field has **36 miles** of piping in the new stadium to serve the restrooms. Converting this into yards: Bears legend Walter Payton ran for **16,726 yards** during his career while the new Soldier Field has **56,378 yards** of piping.

20,000:
Circuit breakers

30,000:
Square yards of
carpeting

40,000:
Cubic yards of concrete

HOMES OF THE BEARS

- Staley Field 1920
- Wrigley Field 1921-1970
- Soldier Field 1971-2001
- Memorial Stadium 2002
- New Soldier Field 2003

The Stadium

Soldier Field History



After playing 31 years along the lakefront a brief one-year hiatus from Soldier Field while the new stadium was being constructed within its historic colonnades, the Bears are poised to return to their stadium by the Lake. The Bears first season at Soldier Field was in 1971 after spending 50 seasons at Wrigley Field. Soldier Field was opened in 1924 as a 45,000-seat Municipal Grant Park Stadium. The first football game played on its field was November 22, 1924, as a capacity crowd watched Notre Dame edge Northwestern, 13-6.

It hosted the first boxing event which drew a gate of over \$2.5 million (Dempsey-Tunney, 1927), the first ski meet held in a stadium, and the all-time largest football crowd (123,000). The largest crowd for any event in Soldier Field was 260,000 on Sept. 8, 1954, for the Catholic church's Marian Year Tribute.

The 100,000-seat stadium was dedicated November 27, 1926, with Army battling Navy to a 21-21 tie. The all-time collegiate attendance record of 123,000 plus was established Nov. 26, 1927 as Notre Dame beat Southern Cal 7-6. In the first professional game at the then-mammoth stadium, the Bears defeated the Chicago Cardinals 10-0 on November 11, 1926.


Plans for the stadium started in 1919 as a memorial to the soldiers of WWI. Soldier Field stood on 10,000 pile foundations driving an average depth of 62.5 feet through fill that replaced the lake waters. The new stadium will continue to be owned, maintained and operated by the Chicago Park District.

Other stadium notes since the Bears moved to Soldier Field:

- 1971** — September 19th, Chicago defeats the Pittsburgh Steelers 17-15 before capacity crowd of 55,701 in the Bears' first game since moving from Wrigley.
- 1979** — The stadium undergoes major reconstruction and renovation prior to the season including new lighting, playing surface, and locker rooms; rebuilding of seating area (new chairbacks, armrests, seats); and improvement of sightlines.
- 1982** — Additional rebuilding of seating areas was completed as well as new concourses with more restrooms and concession areas. A new press box, 60 deluxe skyboxes, and a new scoreboard were also built. Capacity is increased to 66,030.
- 1988** — Surface was changed from artificial turf to natural grass, and 56 skyboxes were added along south rim (increasing the total to 116). Capacity is increased to 66,946.
- 1992** — Four seats are added increasing the capacity to 66,950.
- 1994** — The Park District spends millions to refurbish the stadium for the World Cup soccer tournament. Capacity is reduced by six to the current figure of 66,944.
- 2000** — Mayor Daley announces Lakefront Redevelopment Project (11/15/2000).
- 2001** — Project receives state and city approval.
- 2002** — Demolition begins on stadium immediately following playoff game (1/19/02).
- 2003** — Bears return to Soldier Field with Monday night re-opening on September 29 against Green Bay.

The Stadium

Soldier Field



The Stadium

Soldier Field


December 2002



February 2003



April 2003

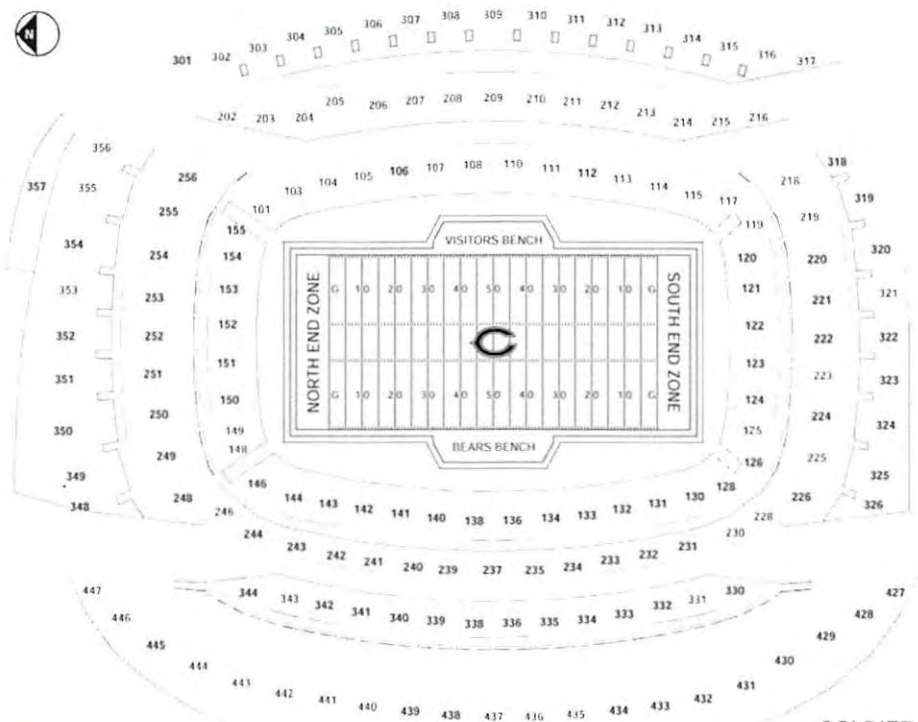


The Stadium

Soldier Field



June 2003



SOLDIER FIELD
2003



Chicago Bears

Bears Radio Play-by-Play



WBBM 780-AM

For the fourth consecutive season the Chicago Bears broadcasts will be on WBBM Newsradio 780. WBBM is Chicago's only all-news station and has led the market in news and sports broadcasting since 1968. **Jeff Joniak** will handle the play-by-play and the pregame show which starts three hours prior to kickoff. *Pro Football Weekly's* **Hub Arkush** and former Bear **Tom Thayer** round out the three-man crew. The postgame show from the locker room features exclusive analysis from Head Coach Dick Jauron and key players from the game. Bears fans can also find special insight and analysis of the Bears at www.bears780.com.

JEFF JONIAK: Seventeen-year Chicago sports veteran Jeff Joniak enters his third year as play-by-play announcer. Joniak is familiar to Bears fans for his five years as the team's pre- and post-game host and as drive-time sports anchor on WBBM Newsradio 780, home of the Chicago Bears game day broadcasts. Before tackling Halas Hall, Joniak co-hosted the game day broadcasts for the Chicago Bulls during their Championship years from 1991 to 1996. For his gripping coverage of the death

of Walter Payton, Joniak and his staff won a prestigious Peter Lisagor Award. He also won two Lisagor awards for his coverage of the NFL Draft, AP awards for his "tell it like it is" sportscasts and UPI awards for his outstanding Bears reporting. Jeff and his wife Candi live with their daughters Kelly and Kaitlyn in the west suburbs.

HUB ARKUSH: Hub Arkush begins his 17th season as a member of the Bears radio team. Arkush is owner/publisher/editor of *Pro Football Weekly*, a periodical devoted to pro football that is widely read in NFL circles. Arkush also serves as the founder and co-host of the syndicated radio and television shows with the same name. Arkush worked as a pre-game and post-game analyst in 1985 before starting a long career on the Bears radio team. He is a highly sought after guest on sports talk shows nationwide. Arkush is a lifetime Chicagoan who attended Deerfield High School and the University of Michigan.

TOM THAYER: Tom Thayer left the Bears in 1992 after a distinguished eight-year career at offensive guard. He retired in 1993 after one season with the Miami Dolphins. Originally a Bears' fourth-round draft pick in 1983 after an all-America career at Notre Dame, Thayer played for two-plus seasons with the USFL's Chicago Blitz and Arizona Wranglers before joining the Bears. One of the team's strongest players, Thayer earned his starting role at right guard four games into the 1985 season and eventually compiled consecutive game and consecutive start streaks that led the Bears during the late 1980s. Before joining the Bears radio team in 1997, Thayer worked for two years as a Bears analyst on WFLD-TV's pro football programming. A former all-state lineman at Joliet Catholic High, Thayer resides in Chicago.



JONIAK



ARKUSH



THAYER

Chicago Bears

Chicago Bears Radio Network

CHICAGO BEARS RADIO NETWORK

The Bears Radio Network consists of at least 27 stations across Illinois and the Midwest.

The following affiliates are included (as of April 23, 2003):

KCLN-AM . . . Clinton, IA1390 AM	WLMD-FM . . . Macomb, IL104.7 FM
KCPS-AM . . . Burlington, IA . . .1150 AM	WLQI-FM . . . Rensselaer, IN . . .97.7 FM
KJOC-AM . . . Davenport, IA . . .1170 AM	WMCW-AM . . . Harvard, IL1600 AM
WACF-FM . . . Paris, IL98.5 FM	WMFN-AM . . . Grand Rapids, MI 640 AM
WBIG-AM . . . Aurora, IL1280 AM	WRHL-AM . . . Rochelle, IL1060 AM
WDDD-AM . . . Marion, IL810 AM	WRHL-FM . . . Rochelle, IL102.3 FM
WFMB-AM . . . Springfield, IL . . .1450 AM	WROK-AM . . . Rockford, IL1440 AM
WGCY-FM . . . Gibson City, IL . . .106.3 FM	WSBT-AM . . . South Bend, IN . . .960 AM
WGEM-FM . . . Quincy, IL105.1 FM	WSOY-AM . . . Decatur, IL1340 AM
WHCO-AM . . . Sparta, IL1230 AM	WSPL-AM . . . Streator, IL1250 AM
WHQQ-FM . . . Mattoon, IL98.9 FM	WVLI-FM . . . Kankakee, IL95.1 FM
WJCI-AM . . . Rantoul, IL1460 AM	WWFS-AM . . . Peoria, IL1290 AM
WKLZ-AM . . . Kalamazoo, MI . . .1470 AM	WYKT-FM . . . Joliet, IL105.5 FM
WLBK-AM . . . DeKalb, IL1360 AM	



Bears Share & Ticket Office

BEARS SHARE – In 1993, the Bears created Bears Share, a ticket donation program. Thousands of tickets have been distributed to local charities since the program's inception. The idea is simple: if a season ticket subscriber cannot attend a game, he or she donates those tickets to the Special Olympics for the 2003 season. The charity either arranges for a responsible adult to escort one of their program participants to the Bears game, or re-sells the tickets at face value. The donating season ticket subscriber will not only help a worthwhile charity, but will also receive a tax deduction. Donating the tickets is as easy as mailing a letter. Mail each game's tickets to Special Olympics Illinois; care of Bears Share Ticket Donation; 800 Roosevelt Road; Building B - Suite 220; Glen Ellyn, Ill. 60137. For more information, check the Bears webpage at www.chicagobears.com or call the Bears ticket office at (847) 615-2327.

TICKET OFFICE – The Bears ticket office is located on the first floor of Halas Hall. Single-game tickets will be available late July through Ticketmaster by calling (312) 559-1212.

The Bears Ticket Office telephone number is (847) 615-BEAR (2327).

www.chicagobears.com

For all the latest information on the Bears, visit the the team's official website at www.chicagobears.com. Launched in the summer of 1999, the Bears' team site includes press releases, game previews, injury reports, rosters, depth chart, statistics, schedules and results, breaking news and feature stories. The site also includes a navigation bar which offers easy access to each of the other 31 NFL team sites as well as all the National Football League sites (NFL Kids, Under the Helmet, NFL Shot, NFL High School, NFL Europe, Hall of Fame, Super Bowl and NFL Draft). The NFL's website—at www.nfl.com—offers features, up-to-date and breaking news, play-by-plays for every game, leaguewide statistics, schedules and results, pictures, and audio feeds from recent events.

Chicago Bears

Bears TV / Radio Programs

PRE-SEASON TV

The 2003 season marks the 13th year the Bears have handled the production and advertising of their pre-season games, and the inaugural year for Chicago Bears Broadcasting. The club will control the broadcast for four games which will air on WMAQ-TV NBC5 in Chicago. This year's commentators will be Kevin Harlan and ex-Bears Head Coach and NFL legend Mike Ditka. 2003 games include:

Saturday, August 9 at 7:00 p.m. CT vs. Indianapolis Colts

Saturday August 16 at 7:00 p.m. CT vs Denver Broncos

Friday August 22 at 9:30 p.m. CT @ Arizona Cardinals

Wednesday August 27 7:00 p.m. @ New England Patriots



BEARS GAMEDAY LIVE

Bears Gameday Live is the official pre-game show of the Chicago Bears. Produced by Chicago Bears Broadcasting in conjunction with NBC5, Bears Gameday will provide exclusive and unique access into the Chicago Bears. Bears Gameday will air Sunday mornings at 10:30 a.m. CT and will originate from the NBC5 studios. Bears announcers Jeff Joniak and Tom Thayer will provide live, up to the second, updates on field conditions, injuries, and team news live from the playing field. Bears Gameday will present feature stories and interviews with Bears players and coaches.

BEARS GAMENIGHT LIVE

Bears Gamenight Live will air Sunday nights at 10:45 p.m. following Sports Sunday on NBC5. Bears Gamenight is a full half hour of game coverage featuring exclusive interviews with Bears Head Coach Dick Jauron. Bears Gamenight will feature expert analysis from former Bears Offensive Lineman Tom Thayer and exclusive coverage of the post-game Bears locker room scene. Bears Gamenight will offer insight and access that only Chicago Bears Broadcasting can deliver.

BEARS INSIDER WITH DICK JAURON

The Bears Insider radio show begins its fifth year of production on The Score 670 AM. This hour-long show will debate the latest happenings from Halas Hall and around the NFL, as well as review and preview Bears opponents. Hosted by Bears radio color commentator Hub Arkush, the program features audience interaction and provides fans the opportunity to direct questions to the Bears Head Coach. Coach Jauron will explain the "ins and outs" of Bears football, giving Chicago fans an inside perspective of the organization. Bears Insider airs Monday nights at 6:00 p.m. on The Score 670 AM throughout the football season.

BEARS MANAGEMENT REPORT

Beginning its fifth year of production, the Bears Management Report will deliver fans all the inside scoop about the Bears organization. Chicago Bears President and CEO Ted Phillips, General Manager Jerry Angelo and other front office personnel will join Bears radio color commentator Hub Arkush each Monday night following the Bears Insider with Dick Jauron Radio Show on The Score 670 AM. Listeners will get their chance to ask about roster moves, the new stadium, player injuries and organizational strategies. Bears front office brass will share with fans their particular area of expertise ranging from player personnel, to athletic training, to salary cap management. Bears Management Report airs Mondays at 7:00 p.m. on The Score 670 AM throughout the football season.



5

CHICAGO

Your *New Home* of the *Chicago Bears!*

2003 Pre-season Schedule

 Sat. August 9th 7:05pm Bears vs Colts (H)

 Sat. August 16th 7:05pm Bears vs. Broncos (H)

 Fri. August 22nd 9:30pm Bears vs. Cardinals (A)

 Wed. August 27th 7:00pm Bears vs. Patriots (A)

Watch NBC 5 during the Bears regular season for:

Bears Gameday Live: Sundays 10:30-11am

Bears Gamenight Live: Sundays 10:45-11:15pm

H=Home Game

Only on NBC 5 Chicago !

A=Away Game

In the Community

Chicago Bears Community Relations



Dating back to 1920 when George S. Halas founded the team, the Chicago Bears have always been active in the community. Born and raised on Chicago's west side and a graduate of Crane Technical High School, George Halas was determined to give back to the community that so loyally supported and rallied around his beloved Bears. Building upon the foundation that Halas started back then, the Chicago Bears organization continues to make a difference in the community via a collaborative effort between the Club's charitable outreach efforts and its charitable arm Bears Care, a fund of the Robert R. McCormick Tribune Foundation.

Our Mission: Tackling the Needs of Chicago...through charitable outreach efforts, cause-related marketing initiatives and grass roots programs in the areas of education, underprivileged children and families, health and wellness, youth football and volunteerism, the Bears strive to make a difference in the community. For 83 years, the Chicago Bears remain dedicated and committed to the people that comprise the great city of Chicago.



BEARS SCHOOL OUTREACH

Each Tuesday during the football season, the Bears visit Chicago Public Schools to speak to, motivate, and interact with students as part of the Chicago Bears School Outreach program. Children are encouraged to build character, set goals, stay involved in activities, and be committed to be their absolute best. More than 7,000 students benefit from this program.



IN THE TRENCHES FOR THE KIDS

While they battle on the field, they are soft-at-heart of the field. For the last four years, the offensive line has initiated a giving program for less fortunate children. In 2002, the Bears bussed one hundred children from the Chicago Housing Authority to Decatur for an overnight stay and pizza party. The following day, thanks to a monetary donation by each member of the O-line, and a 50% match by Bears Care and the McCormick Tribune Foundation, each child was treated to a \$200 gift certificate and subsequent shopping spree at a local toy store. The children then enjoyed a Bears victory in Champaign prior to their return to Chicago.



BEARS PAWS FOR A CAUSE

Hands-on volunteerism is a great benefit to local charities. The entire Chicago Bears organization joins together twice a year to volunteer their time to help a Chicago area charity. Most recently, Bears President & CEO Ted Phillips and General Manager Jerry Angelo led the organization in a volunteer effort at the Greater Chicago Food Depository. Bears executives, management, staff and players teamed up to pack boxes of food to be sent to food pantries, shelters, and housing units. Even the gift of time can assist those who are in need of a meal.



COMMUNITY QUARTERBACK: REMEMBERING WALTER PAYTON

Walter Payton signified what it takes to be a productive volunteer. The Chicago Bears Community Quarterback Award: Remembering Walter Payton recognizes outstanding volunteers in the Chicago area and issues grants to the charitable organizations that they serve. This program honors individuals who exemplify leadership, dedication, and a commitment to improving the communities in which they live through volunteerism. Since the program's inception in 2000, over \$75,000 in grants have been issued to not-for-profit organizations served by dedicated volunteers.



YOUTH FOOTBALL PROGRAMS

The Chicago Bears have always taken an active role in supporting the NFL stars of tomorrow by offering a variety of youth football opportunities throughout Chicagoland. These programs include flag football leagues, tackle football leagues, camps, and clinics. Specific youth football programs include: Chicago Bears Youth Football Camps, Bears Flag Football, Bears Kids Clinics, Junior Training Camp, NFL Flag Football, NFL Punt, Pass and Kick, NFL Junior Player Development, Junior Bear Tackle Football, Bears Inner City Flag Football, and Sheriff Sheahan's Neighborhood Football League. Please check the "Off The Field" page of www.chicagobears.com or log on to www.nflyouthfootball.com for more information.

In the Community

Chicago Bears Community Relations

BEARS HIGH SCHOOL "COACH OF THE WEEK"

During each football season, the Chicago Bears select nine high school football coaches as the Chicago Bears "Coach of the Week" winners. This program honors high school coaches who develop players' football skills and knowledge, character and leadership, and teamwork abilities. Other criteria include graduation rates, coaching technique, school and fan support, and most importantly, contributions to players' long-term success on and off the field. The winners are nominated and selected each week by a panel of local prep authorities and Bears staff. Since the "Coach of the Week" program's inception in 1996, over \$94,000 has been donated to Illinois high schools in support of their football programs.



VETERAN'S INITIATIVES

In honor of Veteran's Day 2002, the Chicago Bears visited Great Lakes Naval Station to join top enlisted sailors and the base Commanding Officer for a private luncheon. Following the private luncheon, a much larger group of active duty military personnel received autographs and posed for pictures with the players in the Great Lakes conference center. The afternoon also included raffle prizes and a friendly competition of "Chicago Bears Trivia." The event was designed to serve as a morale boost and a way to thank enlisted sailors for their dedication during the Veteran's Day remembrance. The Bears also annually submit an entry in Chicago's Memorial Day Parade. In addition, we incorporate members of the Armed Forces in game day activities.



ROCKY AND ROB

Two former high school athletes who have become particularly special to the Chicago Bears are Rasul "Rocky" Clark and Rob Komosa. In separate incidents, both of these young men suffered tragic spinal cord injuries while playing high school football. Despite the severity of their injuries, Rocky and Rob have continually exhibited unwavering drive, determination, and spirit. Their positive attitudes and upbeat personalities have captured the hearts of the Chicago Bears and our players. The Bears have continually supported Rocky and Rob over the years through monetary donations, player appearances, ticket donations, and fundraising efforts. In addition, both young men have been our guests at our Halas Hall training facility in Lake Forest.



BEARS COAT DRIVE

Chicago winters are made warmer thanks to the Bears Coat Drive. Thousands of new and gently used coats along with hats, scarves and gloves are collected each year from November through January to benefit the Salvation Army and the public schools in Chicagoland. Our players also purchase coats and donate to this wonderful cause.



COMMUNITY NEWS

The Chicago Bears on-field performance has always been well chronicled by the Chicagoland media outlets throughout every football season and off-season. However, most people do not realize the tremendous difference that the team and our players make off-the-field each year. To that end, we recently produced the Chicago Bears 2003 Report to the Community titled Tackling the Needs of Chicago. This publication highlights the innumerable charitable programs, events, and initiatives that the Chicago Bears directed during 2002 and continue to lead on an annual basis. If you did not yet receive a copy of the 2003 Report to the Community, please contact the Chicago Bears Community Relations department.



CHICAGO BEARS COMMUNITY RELATIONS

John Bostrom

Director

(847) 739-5301

johnb@bears.nfl.com

Caroline Guip

Manager

(847) 739-5364

carolineg@bears.nfl.com

Jessica Kies

Assistant

(847) 739-5308

jessicak@bears.nfl.com

www.chicagobears.com/community

www.bearsoutreach.com

In the Community

Bears Care



BEARS CARE

A fund of the Robert R. McCormick Tribune Foundation

About Bears Care

The Chicago Bears have a long-standing tradition of supporting numerous charities and assisting those in need. The Chicago Bears formalized its charitable organization through the creation of Bears Care in 1995, a fund partner of the Robert R. McCormick Tribune Foundation in order to increase its effectiveness throughout the community. It is through this partnership that Bears Care receives, from the Robert R. McCormick Tribune Foundation, a 50% match on the net proceeds raised by Bears Care. This allows even more of the needs that are presented by the community to be answered. Since its inception, Bears Care has issued over \$8 million in grants.

Bears Care supports programs that are designed to positively impact people in the areas of education, youth and families, athletics, entrepreneurship and health with a particular emphasis on programs aimed at disadvantaged youth.

Fundraising Events

Cancer Benefit Sponsored by Lou Malnati's and the Chicago Bears Wives

This is a fun family event is held at Lou Malnati's Pizzeria in Buffalo Grove which supports such charities as the cancer programs at Northwestern Memorial Hospital, Children's Memorial Hospital and Gilda's Club. The Cancer benefit gives fans an opportunity to support a great cause and meet some of their favorite players and coaches.

Chicago Bears Hunt for Food & Shelter



The Hunt for Food and Shelter fundraiser runs through the football season and benefits food pantries and shelters. The campaign is kicked off with the "Buck A Seat Helps Other Eat" collection drive. Families of the Chicago Bears players and coaches as well as Bears staff and other volunteers collect monetary donations from fans. Chicago Bears, Defensive Tackle, Ted Washington understands the importance of helping others and served as "player" honorary chairperson for the 2002 Chicago Bears Hunt For Food and Shelter. In the second phase of the program, schools and businesses conduct their own collection drives. "Kids Helping Kids - Make the Winning Team!" involves schools throughout Chicagoland. By collecting money for those in need, students can help others while learning about smart philanthropy. The

top two schools will earn a visit from a Chicago Bears player to speak to their class about the importance of helping others. Businesses participate in the fund-raiser through the "Business Blitz To Tackle Hunger" program, by placing a collection can in their office or storefront.

The Hunt for Food and Shelter campaign has raised nearly \$500,000 to date which supports food pantries and shelter throughout the Chicagoland area. These agencies also provide disadvantaged families with the resources and opportunities needed to overcome the obstacles of poverty and enable them to improve their quality of life.

The Bears Care Gala



The Bears Care Gala is designed to fund researchers who are leaders in their field in the fight against breast and ovarian cancer and help them extend their breakthroughs to low income women. During the past eight years, the Bears Care Galas have raised over \$4 million to support breast and ovarian cancer research at Rush-Presbyterian St. Luke's Medical Center, Northwestern Memorial, and Cook County Hospital. This year alone approximately 205,000 new cases of breast cancer and 24,000 new cases of ovarian cancer will be diagnosed in this country. Bears Care supports focused research aimed at preventing and screening these devastating diseases and improving current methods of treatment.

The Bears Care Gala, held on Friday, May 9th at the Ritz-Carlton Hotel in Chicago included many current players, coaches, and alumni to celebrate this magical evening in our fight against breast and ovarian cancer.

Rockford Area Habitat For Humanity



Founded in 1988, Rockford Area Habitat for Humanity has built 38 homes, providing affordable housing to 45 adults and 116 children. Habitat acquires the home sites. They gather the necessary materials, tools, and labor for construction, much of which is donated. Families are selected on the basis of need, and they must help volunteers build their home. Once the home is completed, the family purchases it from Habitat under an interest-free mortgage. Mortgage payments are then utilized to help build Habitat homes for other families.

Bears Care operates with the Rockford Area Habitat For Humanity's "Super Bowl Sweeps". This raffle opportunity offers Rockford Area Habitat residents a chance to

win expense paid tickets to the Super Bowl in its "Super Bowl Sweeps" raffle. All proceeds raised will be matched by 50 percent by the Robert R. McCormick Tribune Foundation. Bears Care has issued over \$275,000 in grants to Rockford Area Habitat For Humanity. The 2002-2003 "Super Bowl Sweeps" raffle is expected to generate up to \$90,000 in total revenue and matching funds.



i*mag*jen Charities Golf Outing

i*mag*jen Charities was incorporated in 1997 centering around an annual golf outing netting over \$150,000 over the years and benefiting a wide variety of local and state non-profit groups. i*mag*jen Charities has succeeded in raising over one million dollars for various non-profit organizations throughout the state. Bears Care has been the Marquee Beneficiary at the i*mag*jen Charities golf outing with many current players, coaches, alumni in attendance.

Organ Donor Awareness Youth For Life: Remembering Walter Payton

The Chicago Bears have been strong supporters of organ donor awareness programs in honor of legendary former Bear Walter Payton, who lost his fight to cancer. The Chicago Bears instituted an organ donor program at the 1999 Chicago Bears Fan Convention. Over 700 people signed on as donors, resulting in the largest single sign up in the history of the Illinois Organ Donor Program.

From the success of the Chicago Bears Fan Convention, Bears Care decided to work with NFL Charities and Senator Dick Durbin to launch an exciting new national organ donor awareness program, Youth For Life: Remembering Walter Payton. The program was founded by Erin Kinsella, John McCaskey, Britney Payton, and Mark Pendleton. The teenagers joined forces to establish a network of high school students who will help educate others about the nationwide need for registered organ donors. This program encourages young people across the country to sign on as organ donors when they receive their first driver's license.

Fifteen other NFL Teams have joined to promote Youth For Life: Remembering Walter Payton: Atlanta Falcons, Baltimore Ravens, Buffalo Bills, Carolina Panthers, Houston Texans, Kansas City Chiefs, New York Giants, New Orleans Saints, San Francisco 49'ers, St. Louis Rams, and Washington Redskins.



BEARS CARE GRANT RECIPIENTS (1996-Present)

American Liver Foundation
 American Transplant Association
 Athletes Committed to Educating Students Big Shoulders Fund
 Boys Hope / Girls Hope
 Catholic Charities of the Archdiocese of Chicago
 Center for Women In Transition
 Chicago Housing Authority
 Chicago Coalition for the Homeless
 Chicago Foundation for Education
 Chicago Hearing Society
 Chicago Park District
 Chicago Province of the Society of Jesus
 Chicago Public Library Foundation
 Chicago Public Schools - Lighthouse Program
 Chicago Public Schools - Project PACE
 Chicago Youth Centers
 Children's Memorial Hospital
 Clearbrook
 Cook County Hospital
 Cook County State's Attorney's Office
 The Cradle Society
 Eastern Illinois Foodbank
 Erikson Institute
 Ethiopian Community Association
 Gilda's Club
 Good Shepherd Manor
 Greater Chicago Food Depository
 Habitat for Humanity - Rockford
 Haymarket Center
 Holy Family Medical Center
 Hull House Association

Inner-City Teaching Corps of America
 Juvenile Diabetes Research Foundation
 Lake County Crisis Center For the Prevention and treatment of Domestic Violence
 Lewis University
 Lexington College
 Make-A-Wish Foundation of South Florida
 Maryville Academy
 Midtown Educational Foundation
 Museum of Broadcast Communications
 National Kidney Foundation of Illinois
 Northwestern Memorial Hospital
 Northwestern University
 Northwestern University Settlement
 Palliative Care Center and Hospice of the North Shore
 Pathways Center
 Project Reality
 Rainbow House
 Regional Organ Bank of Illinois
 Rehabilitation Institute of Chicago
 Rush-Presbyterian-St. Luke's Medical Center
 A Safe Place
 The Salvation Army
 San Miguel School
 Shakespeare Repertory
 Sheriff Michael Sheahan Youth Athletic Foundation
 Special People
 Special Olympics Illinois
 WTTW Channel 11
 YMCA of Metropolitan Chicago

Chicago Bears

NFL Public Relations Director's Directory

NFL League Office	280 Park Avenue, New York, NY 10017	(212) 450-2000
NFL Properties	280 Park Avenue, New York, NY 10017	(212) 450-2000
NFL Films	280 Park Avenue, New York, NY 10017	
(212) 450-2000		
Pro Football Hall of Fame	2121 George Halas Dr. NW, Canton, OH 44708	(330) 456-8207
Elias Sports Bureau	500 Fifth Avenue, New York, NY 10036	(212) 869-1530

Team	PR Director	Phone Number
Arizona Cardinals	Paul Jensen	(602) 967-1010
Atlanta Falcons	Aaron Salkin	(770) 945-1111
Baltimore Ravens	Kevin Byrne	(410) 654-6200
Buffalo Bills	Scott Berchtold	(716) 648-1800
Carolina Panthers	Charlie Dayton	(704) 358-1644
Chicago Bears	Scott Hagel	(847) 295-6600
Cincinnati Bengals	Jack Brennan	(513) 621-3550
Cleveland Browns	Todd Stewart	(440) 891-5000
Dallas Cowboys	Rich Dalrymple	(972) 556-9900
Denver Broncos	Jim Saccomano	(303) 649-9000
Detroit Lions	Matt Barnhart	(248) 335-4131
Green Bay Packers	Lee Rimmel	(920) 494-2351
Houston Texans	Tony Wiley	(832) 201-4017
Indianapolis Colts	Craig Kelley	(317) 297-2658
Jacksonville Jaguars	Dan Edwards	(904) 633-6000
Kansas City Chiefs	Bob Moore	(816) 924-9300
Miami Dolphins	Harvey Greene	(954) 452-7000
Minnesota Vikings	Bob Hagen	(612) 828-6500
New England Patriots	Stacey James	(508) 543-8200
New Orleans Saints	Greg Benschel	(504) 733-0255
New York Giants	Pat Hanlon	(201) 935-8111
New York Jets	Ron Colangelo	(516) 560-8100
Oakland Raiders	Mike Taylor	(510) 567-9000
Philadelphia Eagles	Derek Boyko	(215) 463-2500
Pittsburgh Steelers	Ron Wahl	(412) 323-0300
St. Louis Rams	Duane Lewis	(314) 877-3700
San Diego Chargers	Bill Johnston	(619) 280-2111
San Francisco 49ers	Kirk Reynolds	(408) 562-4949
Seattle Seahawks	Gary Wright	(206) 827-9777
Tampa Bay Buccaneers	Jeff Kamis	(813) 870-2700
Tennessee Titans	Robbie Bohren	(615) 565-4100
Washington Redskins	Michelle Tessier	(703) 877-2000



Important Dates in 2003-04

Fri., July 25	Training camp two-a-day practices begin — Bourbonnais, Ill.
Tue., Aug. 26	Roster cut to 65 (3:00 pm CT)
Sun., Aug. 31	Roster cut to 53 (3:00 pm CT)
Mon., Sept. 1	Clubs may create practice squad of up to five players (after 3:00 pm CT)
Sun., Sept. 7	Regular season opener at San Francisco 49ers - 3Com Park (3:15 pm CT)
Mon., Sept. 29	First game at the new Soldier Field vs. Green Bay Packers (8 pm CT)
Tue., Oct. 14	Trading deadline (3:00 pm CT)
Tue., Nov. 11	Deadline to sign drafted, franchise, transition players, and restricted and unrestricted free agents, to whom June 1 tender was made. If such players remain unsigned, they are prohibited from playing in the NFL in 2002.
Sun., Dec. 28	Regular season ends at Kansas City Chiefs - Arrowhead Stadium (Noon CT)
Jan. 3-4, 2004	Wild Card Weekend
Jan. 10-11, 2004	Divisional Playoff games
Sun., Jan. 18, 2004	Conference Championships
Sun., Feb. 1, 2004	Super Bowl XXXVIII — Houston
Sun., Feb. 8, 2004	Pro Bowl — Honolulu, HI
Feb. 18-24 2004	NFL Combine, RCA Dome, Indianapolis, IN
Apr. 24-25, 2004	2004 NFL Draft

Chicago Bears

2003 NFL Preseason Schedule

BEARS PRESEASON SCHEDULE

DATE	OPPONENT	CHICAGO TIME	NETWORK
Saturday, August 9	INDIANAPOLIS COLTS	7:05 PM	NBC5 (WMAQ-TV)
Saturday, August 16	DENVER BRONCOS	7:05 PM	NBC5 (WMAQ-TV)
Friday, August 22	at Arizona Cardinals	9:30 PM	NBC5 (WMAQ-TV)
Wednesday, August 27	at New England Patriots	7:00 PM	NBC5 (WMAQ-TV)

* Bears preseason home games will be played at Memorial Stadium in Champaign-Urbana

NFL PRESEASON SCHEDULE

HALL OF FAME WEEKEND (August 3-5) (all times local)

Saturday, Aug. 2	New York Jets vs. Tampa Bay (Tokyo, Japan).....	(ESPN) TBA
Monday, Aug. 4	Hall of Fame Game (Canton, OH) Green Bay vs. Kansas City	(ABC) 7:00 PM

WEEK 1 (August 7-11)

Buffalo at Baltimore
 Cincinnati at New York Jets
 Cleveland at Tennessee
 Dallas at Arizona
 Denver at Houston
 Green Bay at Atlanta
Indianapolis at Chicago
 Jacksonville at Minnesota
 New York Giants at New England
 Pittsburgh at Detroit
 Philadelphia at New Orleans
 St. Louis at Oakland
 San Diego at Seattle
 San Francisco at Kansas City
 Tampa Bay at Miami
 Washington at Carolina

WEEK 2 (August 14-18)

Arizona at San Diego
 Baltimore at Atlanta
 Buffalo at Tennessee
 Carolina at New York Giants
Denver at Chicago
 Detroit at Cincinnati
 Green Bay at Cleveland
 Houston at Dallas
 Miami at Jacksonville
 Minnesota at Kansas City
 New England at Washington
 New Orleans at New York Jets
 Philadelphia at Pittsburgh
 Oakland at San Francisco
 Seattle at Indianapolis
 Tampa Bay at St. Louis

WEEK 3 (August 21-25)

Atlanta at Miami
 Baltimore at Washington
 Carolina at Green Bay
Chicago at Arizona
 Cleveland at Detroit
 Dallas at Pittsburgh
 Indianapolis at Denver
 Jacksonville at Tampa Bay
 Kansas City at Seattle
 Minnesota at Oakland
 New England at Philadelphia
 New Orleans at San Francisco
 New York Jets at New York Giants
 St. Louis at Buffalo
 San Diego at Houston
 Tennessee at Cincinnati

WEEK 4 (August 28-31)

Arizona at Minnesota
 Atlanta at Cleveland
 Cincinnati at Indianapolis
Chicago at New England
 Detroit at Buffalo
 Houston at Tampa Bay
 Kansas City at St. Louis
 Miami at New Orleans
 New York Giants at Baltimore
 New York Jets at Philadelphia
 Oakland at Dallas
 Pittsburgh at Carolina
 San Francisco at San Diego
 Seattle at Denver
 Tennessee at Green Bay
 Washington at Jacksonville

Chicago Bears

Media Information

CREDENTIALS: News media representatives who have not been issued season press credentials should request single game credentials by no later than Monday the week of the game by faxing or emailing Scott Hagel, Director of Public Relations, at (847) 615-2387 or ScottH@Bears.nfl.com. Credentials will be left at the PRESS WILL CALL window located on the southeast side of Soldier Field, located outside of Gate 10. PRESS WILL CALL opens three hours before kickoff. Press entry into Soldier Field is on the south east side of the stadium, Gate 14. The press elevator is located across the concourse. Guests are NOT permitted in the press box and credentials are limited to working press only.

PRESS BOX/PRESS GATE: The 200-seat press box is located on Suite Level A in the southeast corner of the stadium. Entrance to the Press Box is at Gate 14 and is only accessible to persons holding a working press credential. Press Will Call is located outside Gate 10.

PHOTOGRAPHERS: Sideline credentials for field photographers are issued by the Bears' PR department. Free lance photographers who are not on specific assignment by a recognized sports or news publication will not be credentialed due to space limitations. Sideline credentials must be reserved by Monday before the game and can be picked up at PRESS WILL CALL at Gate 10.

PARKING: Media parking is limited at Soldier Field. Applications must be made in writing on company letterhead to Scott Hagel.

TELEPHONES: The Bears provide a limited number of co-op credit card phones for copy transmission. To order phone lines at the new Soldier Field Press Box call: SMG at 312/745-3270.

TO SOLDIER FIELD FROM O'HARE AIRPORT: Take Kennedy Expressway (I-94) to Congress Street. Exit east (left) to Columbus Drive. Go south (right) on Columbus until it feeds into Lake Shore Drive South. Soldier Field will be on the left. Entrance to parking is at south end of field (Waldron Drive).

BEARS PUBLIC RELATIONS TELEPHONE NUMBERS:

Office: (847) 295-6600	Office Extension
Scott Hagel, Director	(847) 739-5220
Jim Christman, Assistant Director	(847) 739-5221
Roger Hacker, Media Coordinator	(847) 739-5224
Sharon Lehner, Public Relations Assistant	(847) 739-5222

BEARS' 2003 ROAD HEADQUARTERS

Arizona (preseason)	Hilton East (Mesa)	480-833-5555
New England (preseason)	Radisson Milford	508-478-7010
San Francisco	Hyatt Regency	650-347-1234
Minnesota	Crowne Plaza	612-338-2288
New Orleans	Doubletree Lakeside	504-836-5253
Seattle	Airport Doubletree	206-246-8600
Detroit	Marriott Renaissance	313-568-8000
Denver	Hyatt Tech Center	303-779-1234
Green Bay (Appleton)	Radisson Paper Valley	920-733-8000
Kansas City	Overland Park Marriott	913-451-8000



Bears 2003 Schedule

PRESEASON

DATE	OPPONENT	CHI. TIME	NETWORK
Sat. Aug. 9	INDIANAPOLIS COLTS	7:05 PM	NBC5
Sat. Aug. 16	DENVER BRONCOS	7:05 PM	NBC5
Fri. Aug. 22	at Arizona Cardinals	9:30 PM	NBC5
Wed. Aug. 27	at New England Patriots	7:00 PM	NBC5

REGULAR SEASON

DATE	OPPONENT	CHI. TIME	NETWORK
Sun. Sept. 7	at San Francisco 49ers	3:15 PM	FOX 32
Sun. Sept. 14	at Minnesota Vikings	7:30 PM	ESPN
Sun. Sept. 21	Bye Week		
Mon. Sept. 29	GREEN BAY PACKERS	8:00 PM	ABC 7
Sun. Oct. 5	OAKLAND RAIDERS	Noon	CBS 2
Sun. Oct. 12	at New Orleans Saints	Noon	FOX 32
Sun. Oct. 19	at Seattle Seahawks	3:15 PM	FOX 32
Sun. Oct. 26	DETROIT LIONS	Noon	FOX 32
Sun. Nov. 2	SAN DIEGO CHARGERS	Noon	CBS 2
Sun. Nov. 9	at Detroit Lions	Noon	FOX 32
Sun. Nov. 16	ST. LOUIS RAMS	Noon	FOX 32
Sun. Nov. 23	at Denver Broncos	3:05 PM	FOX 32
Sun. Nov. 30	ARIZONA CARDINALS	Noon	FOX 32
Sun. Dec. 7	at Green Bay Packers	Noon	FOX 32
Sun. Dec. 14	MINNESOTA VIKINGS	Noon	FOX 32
Sun. Dec. 21	WASHINGTON REDSKINS	Noon	FOX 32
Sun. Dec. 28	at Kansas City Chiefs	Noon	FOX 32

Chicago time; **HOME** games (BLUE CAPS).

Preseason home games will be played at Memorial Stadium at the University of Illinois in Champaign-Urbana



2003 NFL Schedule

WEEK 10

Bye: Denver, New England,
New Orleans, San Francisco

Sunday, November 9

BEARS at Detroit, Noon
Arizona at Pittsburgh, Noon
Atlanta at N.Y. Giants, Noon
Cleveland at Kansas City, Noon
Houston at Cincinnati, Noon
Indianapolis at Jacksonville, Noon
Miami at Tennessee, Noon
Seattle at Washington, Noon
Tampa Bay at Carolina, Noon
Minnesota at San Diego, 3:05 PM
Buffalo at Dallas, 3:15 PM
N.Y. Jets at Oakland, 3:15 PM
Baltimore at St. Louis, 7:30 PM

Monday, November 10

Philadelphia at Green Bay, 8 PM

WEEK 13

Thursday, November 27

Green Bay at Detroit, 11:30 AM
Miami at Dallas, 3:05 PM

Sunday, November 30

Arizona at BEARS, Noon
Atlanta at Houston, Noon
Buffalo at N.Y. Giants, Noon
Cincinnati at Pittsburgh, Noon
Minnesota at St. Louis, Noon
New England at Indianapolis, Noon
Philadelphia at Carolina, Noon
San Francisco at Baltimore, Noon
New Orleans at Washington, 3:05
Cleveland at Seattle, 3:15
Denver at Oakland, 3:15
Kansas City at San Diego, 3:15
Tampa Bay at Jacksonville, 7:30 PM

Monday, December 1

Tennessee at N.Y. Jets, 8 PM

WEEK 16

Saturday, December 20

Atlanta at Tampa Bay, 12:30 PM
Kansas City at Minnesota, 4 PM
New England at N.Y. Jets, 7:30 PM

Sunday, December 21

Washington at BEARS, Noon
Baltimore at Cleveland, Noon
Cincinnati at St. Louis, Noon
Detroit at Carolina, Noon
Miami at Buffalo, Noon
New Orleans at Jacksonville, Noon
N.Y. Giants at Dallas, Noon
Tennessee at Houston, Noon
San Diego at Pittsburgh, 3:05 PM
Arizona at Seattle, 3:15 PM
San Francisco at Philadelphia, 3:15 PM
Denver at Indianapolis, 7:30 PM

Monday, December 22

Green Bay at Oakland, 8 PM

WEEK 11

Sunday, November 16

St. Louis at BEARS, Noon
Arizona at Cleveland, Noon
Atlanta at New Orleans, Noon
Baltimore at Miami, Noon
Houston at Buffalo, Noon
Jacksonville at Tennessee, Noon
Kansas City at Cincinnati, Noon
N.Y. Giants at Philadelphia, Noon
Washington at Carolina, Noon
N.Y. Jets at Indianapolis, Noon
San Diego at Denver, 3:05 PM
Detroit at Seattle, 3:15 PM
Green Bay at Tampa Bay, 3:15 PM
Minnesota at Oakland, 3:15 PM
Dallas at New England, 7:30 PM

Monday, November 17

Pittsburgh at San Francisco, 8 PM

WEEK 14

Sunday, December 7

BEARS at Green Bay, Noon
Cincinnati at Baltimore, Noon
Dallas at Philadelphia, Noon
Houston at Jacksonville, Noon
Indianapolis at Tennessee, Noon
Oakland at Pittsburgh, Noon
San Diego at Detroit, Noon
Seattle at Minnesota, Noon
Tampa Bay at New Orleans, Noon
Washington at N.Y. Giants, Noon
Arizona at San Francisco, 3:05 PM
Kansas City at Denver, 3:15 PM
Miami at New England, 3:15 PM
N.Y. Jets at Buffalo, 3:15 PM
Carolina at Atlanta, 7:30 PM

Monday, December 8

St. Louis at Cleveland, 8 PM

WEEK 17

Saturday, December 27

Buffalo at New England, 12:30 PM
Seattle at San Francisco, 4 PM
Philadelphia at Washington, 7:30 PM

Sunday, December 28

BEARS at Kansas City, Noon
Cleveland at Cincinnati, Noon
Dallas at New Orleans, Noon
Indianapolis at Houston, Noon
Jacksonville at Atlanta, Noon
N.Y. Jets at Miami, Noon
St. Louis at Detroit, Noon
Tampa Bay at Tennessee, Noon
Carolina at N.Y. Giants, 3:05 PM
Minnesota at Arizona, 3:05 PM
Denver at Green Bay, 3:15 PM
Oakland at San Diego, 3:15 PM
Pittsburgh at Baltimore, 7:30 PM

WEEK 12

Sunday, November 23

Carolina at Dallas, Noon
Detroit at Minnesota, Noon
Indianapolis at Buffalo, Noon
Jacksonville at N.Y. Jets, Noon
New England at Houston, Noon
New Orleans at Philadelphia, Noon
Pittsburgh at Cleveland, Noon
Seattle at Baltimore, Noon
San Francisco at Green Bay, Noon

BEARS at Denver, 3:05 PM

St. Louis at Arizona, 3:05 PM
Cincinnati at San Diego, 3:15 PM
Oakland at Kansas City, 3:15 PM
Tennessee at Atlanta, 3:15 PM
Washington at Miami, 7:30 PM

Monday, November 24

N.Y. Giants at Tampa Bay, 8 PM

WEEK 15

Sunday, December 14

Minnesota at BEARS, Noon
Atlanta at Indianapolis, Noon
Buffalo at Tennessee, Noon
Dallas at Washington, Noon
Detroit at Kansas City, Noon
Houston at Tampa Bay, Noon
Jacksonville at New England, Noon
Pittsburgh at N.Y. Jets, Noon
Seattle at St. Louis, Noon
San Francisco at Cincinnati, Noon
Baltimore at Oakland, 3:05 PM
Cleveland at Denver, 3:05 PM
Carolina at Arizona, 3:15 PM
Green Bay at San Diego, 3:15 PM
N.Y. Giants at New Orleans, 7:30 PM

Monday, December 15

Philadelphia at Miami, 8 PM

POST-SEASON

January 3-4, 2004

Wild Card

January 10-11, 2004

Divisional Playoffs

January 18, 2004

Conference Championships

Sunday, February 1, 2004

Super Bowl XXXVIII — Houston

Sunday, February 8, 2004

AFC-NFC Pro Bowl — Honolulu



2003 NFL Schedule

WEEK 1

Thursday, September 4

N.Y. Jets at Washington, 8 PM

Sunday, September 7

Arizona at Detroit, Noon

Baltimore at Pittsburgh, Noon

Denver at Cincinnati, Noon

Houston at Miami, Noon

Indianapolis at Cleveland, Noon

Jacksonville at Carolina, Noon

Minnesota at Green Bay, Noon

New England at Buffalo, Noon

San Diego at Kansas City, Noon

St. Louis at N.Y. Giants, Noon

BEARS at San Francisco, 3:15 PM

Atlanta at Dallas, 3:15 PM

New Orleans at Seattle, 3:15 PM

Oakland at Tennessee, 7:30 PM

Monday, September 8

Tampa Bay at Philadelphia, 8 PM

WEEK 4

Bye: Miami, N.Y. Giants,

Seattle, Tampa Bay

Sunday, September 28

Arizona at St. Louis, Noon

Atlanta at Carolina, Noon

Cincinnati at Cleveland, Noon

Jacksonville at Houston, Noon

Kansas City at Baltimore, Noon

New England at Washington, Noon

Philadelphia at Buffalo, Noon

San Francisco at Minnesota, Noon

Tennessee at Pittsburgh, Noon

San Diego at Oakland, 3:05 PM

Dallas at N.Y. Jets, 3:15 PM

Detroit at Denver, 3:15 PM

Indianapolis at New Orleans, 7:30 PM

Monday, September 29

Green Bay at BEARS, 8 PM

WEEK 7

Bye: Arizona, Indianapolis,
Jacksonville, Pittsburgh

Sunday, October 19

Baltimore at Cincinnati, Noon

Dallas at Detroit, Noon

Denver at Minnesota, Noon

Green Bay at St. Louis, Noon

New England at Miami, Noon

New Orleans at Atlanta, Noon

Philadelphia at N.Y. Giants, Noon

San Diego at Cleveland, Noon

Tennessee at Carolina, Noon

Washington at Buffalo, Noon

N.Y. Jets at Houston, 3:05 PM

BEARS at Seattle, 3:15 PM

Tampa Bay at San Francisco, 3:15 PM

Monday, October 20

Kansas City at Oakland, 8 PM

WEEK 2

Sunday, September 14

Buffalo at Jacksonville, Noon

Cleveland at Baltimore, Noon

Detroit at Green Bay, Noon

Houston at New Orleans, Noon

Miami at N.Y. Jets, Noon

Pittsburgh at Kansas City, Noon

San Francisco at St. Louis, Noon

Tennessee at Indianapolis, Noon

Washington at Atlanta, Noon

Carolina at Tampa Bay, 3:05 PM

Seattle at Arizona, 3:05 PM

Cincinnati at Oakland, 3:15 PM

Denver at San Diego, 3:15 PM

New England at Philadelphia, 3:15 PM

BEARS at Minnesota, 7:30 PM

Monday, September 15

Dallas at N.Y. Giants, 8 PM

WEEK 5

Bye: Baltimore, Houston,

N.Y. Jets, St. Louis

Sunday, October 5

Oakland at BEARS, Noon

Arizona at Dallas, Noon

Cincinnati at Buffalo, Noon

Denver at Kansas City, Noon

Miami at N.Y. Giants, Noon

Minnesota at Atlanta, Noon

New Orleans at Carolina, Noon

Seattle at Green Bay, Noon

Tennessee at New England, Noon

San Diego at Jacksonville, 3:05 PM

Detroit at San Francisco, 3:15 PM

Washington at Philadelphia, 3:15 PM

Cleveland at Pittsburgh, 7:30 PM

Monday, October 6

Indianapolis at Tampa Bay, 8 PM

WEEK 3

Bye: Carolina, BEARS,

Dallas, Philadelphia

Sunday, September 21

Jacksonville at Indianapolis, Noon

Kansas City at Houston, Noon

Minnesota at Detroit, Noon

New Orleans at Tennessee, Noon

N.Y. Jets at New England, Noon

Pittsburgh at Cincinnati, Noon

Tampa Bay at Atlanta, Noon

Green Bay at Arizona, 3:05 PM

N.Y. Giants at Washington, 3:05 PM

St. Louis at Seattle, 3:05 PM

Baltimore at San Diego, 3:15 PM

Cleveland at San Francisco, 3:15 PM

Buffalo at Miami, 7:30 PM

Monday, September 22

Oakland at Denver, 8 PM

WEEK 6

Bye: Cincinnati, Detroit,

Minnesota, San Diego

Sunday, October 12

BEARS at New Orleans, Noon

Carolina at Indianapolis, Noon

Houston at Tennessee, Noon

Kansas City at Green Bay, Noon

Miami at Jacksonville, Noon

N.Y. Giants at New England, Noon

Oakland at Cleveland, Noon

Philadelphia at Dallas, Noon

Tampa Bay at Washington, Noon

Baltimore at Arizona, 3:15 PM

Buffalo at N.Y. Jets, 3:15 PM

Pittsburgh at Denver, 3:15 PM

San Francisco at Seattle, 7:30 PM

Monday, October 13

Atlanta at St. Louis, 8 PM

WEEK 9

Bye: Buffalo, Cleveland,
Kansas City, Tennessee

Sunday, November 2

San Diego at BEARS, Noon

Carolina at Houston, Noon

Indianapolis at Miami, Noon

Jacksonville at Baltimore, Noon

New Orleans at Tampa Bay, Noon

N.Y. Giants at N.Y. Jets, Noon

Oakland at Detroit, Noon

Washington at Dallas, Noon

Cincinnati at Arizona, 3:05 PM

Pittsburgh at Seattle, 3:05 PM

Philadelphia at Atlanta, 3:15 PM

St. Louis at San Francisco, 3:15 PM

Green Bay at Minnesota, 7:30 PM

Monday, November 3

New England at Denver, 8 PM



More branches.
More ATMs.
More Chicago.
(Not to mention more Bears fans.)

Chicago's leading bank is proud to be the presenting sponsor of the Chicago Bears.

BANK ONE

Individual answers