

1991 MEDIA GUIDE

CINCINNATI

BENGALS





PAUL BROWN



RB JAMES BROOKS



More publications available at:

www.retroseasons.com/library/

TABLE OF CONTENTS

Cincinnati Bengals 1991 Schedule	2
Riverfront Stadium	2
Paul Brown	3-6
Austin Knowlton	7
Owners and Directors	7
John Sawyer	8
Mike Brown	9
Pete Brown	9
Sam Wyche	10-16
Coaching Staff	17-21
Administrative Staff	22
Paul Brown's Coaching Record	23
1991 Veteran Roster	24-25
1991 Rookie Roster	26
1991 Bengals Veterans	27-100
1991 Draft Choices	101-111
Bengals Free Agents	112-115
"Tiger Johnson" Retires	115
Bengals 1991 Preseason Schedule	116
Bengals 1991 Regular Season Schedule	117-121
1990 Bengals Season	122-129
Bengals 1990 Statistics	130-135
Bengals Preseason Results	135-136
Bengals Regular Season Results	137-140
Bengals Playoff Results	141
Bengals Alltime Series Records	141
1991 NFL Preseason Schedule	142
1991 NFL Regular Season Schedule	143-147
1991 NFL Team Schedules	148-155
Interconference Games	156
National Television Games	157-158
Bengals 1990 Awards	159
Bengals Team Records	160-176
Bengals Alltime Statistics	177-182
Bengals Leaders By Years	182-184
Bengals Attendance	185
Bengals Draft Choices	186-192
Bengals Alltime Roster	194-199
Bengals Alumni List	199-200
Bengals History	201-204
Bengals Radio Network	204
1990 NFL Rankings	205
1990 AFC Statistics	206-209
1990 NFL Leaders	209-218
How 1990 Bengals Were Built	218
Bengals 100-Yard Club	219
Bengals 1991 Training Camp Roster	220
Bengals Tentative Depth Chart	221
Bengals High Schools	222
NFL Passer Rating System	223
1990 Games Played, Started	224
1990 Cincinnati Players of Week	224
1990 NFL Team Leaders	225-227
Bengals Coaching History	227
Offense, Defense Year-By-Year	229
Bengals Season Records	230-232
Terminology	232-233
Covering The Bengals	234
Artist John Ruthven	235
NFL Training Camps	236-238
Bengals Directory	240

(Photos by Denny Landwehr and Allan Kain.)

(Cover by wildlife artist John Ruthven.
See story on page 235.)

CINCINNATI BENGALS 1991 SCHEDULE

PRESEASON

DAY	DATE	OPPONENT AND SITE	TIME
Fri.,	Aug. 2	Cincinnati at Detroit	7:30 p.m.
Sat.,	Aug. 10	PHILADELPHIA AT CINCINNATI	7:30 p.m.
Sat.,	Aug. 17	MINNESOTA AT CINCINNATI	7:30 p.m.
Sat.,	Aug. 24	Cincinnati vs. Green Bay (at Milwaukee)	6:00 p.m.

REGULAR SEASON

DAY	DATE	OPPONENT AND SITE	TIME
Sun.,	Sept. 1	Cincinnati at Denver	2:00 p.m.
Sun.,	Sept. 8	HOUSTON AT CINCINNATI	8:00 p.m.
Sun.,	Sept. 15	Cincinnati at Cleveland	1:00 p.m.
Sun.,	Sept. 22	WASHINGTON AT CINCINNATI	1:00 p.m.
Sun.,	Sept. 29 BYE	
Sun.,	Oct. 6	SEATTLE AT CINCINNATI	1:00 p.m.
Sun.,	Oct. 13	Cincinnati at Dallas	12:00 p.m.
Mon.,	Oct. 21	Cincinnati at Buffalo	9:00 p.m.
Sun.,	Oct. 27	Cincinnati at Houston	12:00 p.m.
Sun.,	Nov. 3	CLEVELAND AT CINCINNATI	1:00 p.m.
Sun.,	Nov. 10	PITTSBURGH AT CINCINNATI	1:00 p.m.
Sun.,	Nov. 17	Cincinnati at Philadelphia	1:00 p.m.
Sun.,	Nov. 24	L.A. RAIDERS AT CINCINNATI	1:00 p.m.
Sun.,	Dec. 1	N.Y. GIANTS AT CINCINNATI	4:00 p.m.
Mon.,	Dec. 9	Cincinnati at Miami	9:00 p.m.
Sun.,	Dec. 15	Cincinnati at Pittsburgh	1:00 p.m.
Sun.,	Dec. 22	NEW ENGLAND AT CINCINNATI	1:00 p.m.

ALL TIMES LISTED ABOVE ARE HOME SITE TIMES

IMPORTANT DATES

1991

JULY 18	— Training camp opens at Wilmington College, Wilmington, Ohio.
JULY 27	— Team scrimmage at Wilmington College.
AUGUST 2	— First week of preseason games.
AUGUST 9	— Bengals close training camp at Wilmington College.
SEPTEMBER 1	— Regular season begins.
DECEMBER 22-23	— Regular season ends.

POSTSEASON

DECEMBER 28	— AFC and NFC Wild Card Playoffs
DECEMBER 29	— AFC and NFC Wild Card Playoffs
JANUARY 4	— AFC and NFC Divisional Playoffs
JANUARY 5	— AFC and NFC Divisional Playoffs
JANUARY 12	— AFC and NFC Championship Games
JANUARY 26	— Super Bowl XXVI at Metrodome, Minneapolis, Minnesota
FEBRUARY 2	— AFC-NFC Pro Bowl at Honolulu, Hawaii

RIVERFRONT STADIUM

Riverfront Stadium is situated on a 48-acre site bounded by Second Street to the Ohio River and from Elm Street to Broadway.

The seating capacity when the field is in football configuration is 60,389.

The playing surface at Riverfront is AstroTurf.

Parking facilities on the immediate site will hold 4500 automobiles. Three parking decks, plus the plaza level, all 12 acre areas, completely surround the stadium.

Within a 12-block radius, there are 20,000 parking spaces.

A massive scoreboard, 20 feet high by 180 feet long, contains 24,000 lamps and is capable of displaying scores, messages and cartoons through a computer.

The stadium opened in 1970.

The largest crowd ever to assemble for a sporting event in Cincinnati was at Riverfront when 60,284 fans saw the Bengals and Cleveland Browns on October 17, 1971.



PAUL BROWN **Vice President,** **General Manager**

Paul Brown has put his own indelible mark on the powerful and successful National Football League.

The legendary coach and administrator has his touch on each and every area of the NFL.

His contributions to the game he loves have been enormous.

Brown, the founder, an owner and vice president and general manager of the Cincinnati Bengals, continues

to give his knowledge and experience to the NFL as a member of its strong and prestigious "Competition Committee."

Brown lives by discipline.

He has set high standards for his team and himself. He has never asked any of his players or staff members to do something he wouldn't do.

Honesty, dedication and loyalty are parts of Paul Brown. His standards are high.

Brown was successful at every level of competition as a coach — prep, high school, college, military and professional. He started at Severn Prep in Maryland, built a dynasty at Massillon High School, brought a national championship to Ohio State, developed a powerhouse at Great Lakes during World War II, founded the Cleveland Browns and won one title after another, and brought professional football to Cincinnati and developed the Bengals who have been to the Super Bowl twice and have won two American Football Conference championships, five AFC Central Division titles and have been in the playoffs seven times.

Without question, as a coach, Brown was one of the most meticulous strategists the game of football has ever known.

An example is the way he prepared the Browns for the opening game of the 1950 season against the NFL's defending champion Philadelphia Eagles. The Browns, who had won four successive All-America Conference championships, were taken into the NFL following the 1949 season amid much scorn and derision. The Browns' success in the ACC was not accepted by NFL owners and fans.

As fate would have it, the Browns and Eagles were matched in the opener at Philadelphia. A pair of champions for sure, but the Eagles were heavily favored.

The final score: Cleveland 35, Philadelphia 10.

Brown carefully prepared for the battle with the all-conquering Eagles. He reasoned that if on each play he split his line a fraction of a step further he would eventually spread and isolate the Eagle line, allowing big holes for fullback Marion Motley and the rest of the backs to barrel through.

So deftly did he design his offense with quarterback Otto Graham either passing or handing the ball on a draw to the devastating Motley, or pitching out to a cadre of fleet halfbacks that the famed Eagle defense was unable to contain.

"When the game was over Greasy Neale, the Eagles' coach, said we were only 'a pass and trap team' that played basketball," Brown recalled.

"You had to laugh at that," he said.

"Well, when we played them in Cleveland later that season, it was a rainy, muddy day and we hardly threw a pass, keeping the ball on the ground and beating them in a different way," Brown said with a smile.

Brown came up with revolutionary ideas and methods in his early days in football and now they are common practice. Everyone who has followed Brown has borrowed from him. His contributions to the game are excessive.

"I don't claim I brought anything to the game," Brown said. "I did my thing in my own style. I was meticulous in my organization and in my way of doing things. I did it in terms of being a teacher. Coaching was teaching to me — handling of people.

"We have a set of principles that I have always believed in, even when I was coaching at Massillon High School," he continued. "The key to all we do is that it must make sense, else we would just be wasting time and effort doing something that was of no avail. For instance, in our franchise, we don't believe in bringing 150 people to training camp, preferring half that number so our coaches can concentrate on teaching those who we feel can play for us during the season."

The "master" is a friend of coaches on every level of football. He has helped them in many ways. He has opened up jobs for them.

When he became the head coach of the new Cleveland Browns in 1946, Brown immediately hired a fulltime staff. He then instituted a system for scouting college talent on a scale never before imagined by other pro teams.

Here are a few of his innovations which have made football a better game:

- Use of intelligence tests as a hint to a players' learning potential.
- Use of notebooks and classroom techniques extensively.
- Use of complete film clip statistical studies which he used to grade his players.
- Utilized guards as messengers in calling the plays from the sideline.
- Developed pass patterns for the offense that were designed to pick holes in the defense, but then he devoted his efforts to perfecting the kind of defense that could counteract a pattern passing attack.
- Used personnel to the limit and was the first to switch some fine running backs to the defense because "they were so good I did not want to waste them on offense."
- Kept players and coaches at a hotel the night before a home game as well as a road game.

Brown has won virtually every honor that exists in pro football — Pro Football Hall of Fame member, coach of professional and college champions, National Football Foundation and Hall of Fame Gold Medal winner and the 1989 Walter Camp Football Foundation Man-of-the-Year among many others.

Here, in part, is how Brown's Hall of Fame citation read: "... in addition to his great record, Brown is equally respected as a man who brought fine organization to professional football. He was the first to make coaching a fulltime profession, not only for himself, but for a staff of assistants, a practice that has since become universal."

Brown brought professional football to Cincinnati in 1967 and the Bengals he founded began playing in the American Football League in 1968. He is an owner, vice president, general manager and a member of the board of directors of the Bengals and has been in professional football since he founded the Cleveland Browns in 1946.

No one can approach Brown's coaching record. His cumulative 361 victories in his career and a .725 winning percentage are records in football coaching annals.

In the NFL, Brown won 223 games, lost 127 and played to nine ties in 25 years of coaching.

Brown was more than a coach. He was a teacher and more than 50 of his former players and assistants have been NFL coaches.

Eleven Super Bowl games have been won by Brown's disciples: Chuck Noll, four; Bill Walsh, three; Don Shula, two; Weeb Ewbank, one, and Don McCafferty, one.

Brown makes no bones about telling people football is his business.

"Football is our only business," says Brown. "All the energies of this organization are directed toward it, and we have built our business so it can subsist within that framework."

"My sons, Mike and Pete, are partners with me in our business," Brown said, "and they have been raised to the sport so that all our decisions are based on a sound, fundamental knowledge of the game, not on any whims or fancies as often happens when non-football people get into this business."

Brown's "business pursuit" began 61 years ago with his first coaching job at Severn Prep in 1930 after he graduated from Miami (Ohio) University where he was an outstanding quarterback.

He compiled a 16-1-1 record at Severn in two seasons before Massillon High School, located in his hometown, called and asked him to come home.

Brown did and made Massillon the most popular and successful high school football team in the United States.

Brown's Massillon Tigers won a series of national and state titles while he was there and had a record of 80-8-2. During his last six seasons at Massillon, his teams went 58-1-1.

"It's the best job I ever had," Brown says of his coaching at Massillon. "That's because I really think I did the most good there. The reason is that I was able to send many, many athletes to college through their athletic skills when there was no other way for them to go."

The stadium in Massillon is named Paul Brown Stadium.

Brown's tremendous success at Massillon was duly noted at Ohio State where a coaching change was in the works. Paul Brown was the Buckeyes' man.

He agreed to take the job at OSU over his doctor's objections who said Brown was "wound too tight."

But, Brown said there was never any question because "I had to take it. I was so excited about getting a chance to coach Ohio State that I didn't even ask what my salary was going to be."

Brown, who said his only ambition in life was to be the greatest football coach in the nation and who became just that on all levels, said his "new deal" for the Buckeyes would be strictly the revival of the game's fundamentals and his code of conduct for the players and coaches.

"The players were to be gentlemen and scholars and not just a bunch of tough guys who can take it," Brown said. "It has been my policy during my coaching career to stress fast thinking and clean living to build greater athletes."

Brown led the Buckeyes to the national championship in 1942 and compiled an 18-8-1 record in three seasons before entering the Navy during World War II.

This led to another step in his legendary career when he was assigned as head football coach at Great Lakes Naval Station where he put together a team that dominated its time and produced many future professional stars. His Great Lakes' teams played against the top college and military squads in the country and had a 15-5-1 record under Brown in two seasons.

Brown was discharged from the Navy in 1946 and pro football loomed on his horizon. He founded the Cleveland Browns who would play in the new All-America Conference. The AAC was a rival league to the established NFL.

Brown's Browns dominated the AAC during its four years, winning all the titles while posting a 52-4-3 record. The AAC probably folded because the Browns were so good there was never a close race for the championship.

The NFL took Cleveland, San Francisco and Baltimore into its ranks after the AAC closed up.

It was another challenge for Brown and he loved it. He made believers and created a pro football dynasty in Cleveland.

Brown showed in the first game what his teams could do and he went on to win three NFL championships — 1950, 1954 and 1955 — and seven Eastern Division titles. He was in 11 championship games.

"We didn't call it the Super Bowl at that time, of course," Brown remarked, "but it was the same thing — the championship game of professional football."

Brown left the Browns in 1963 after amassing a brilliant record of 168 victories, 68 losses and eight ties.

His departure from Cleveland shook the football world and he remained out of football, even though he was offered a number of NFL jobs, until 1967 when he founded the Cincinnati Bengals. The Bengals went into the American Football League which was merged with the NFL in 1970.

Being away from football for five years didn't diminish any of Brown's brilliance.

"I felt like I was starting to live again when we started the Bengals," Brown said. "Football is a big, big part of my life."

Brown developed the best expansion team ever, and the Bengals won the AFC Central Division title in 1970, only their third season in the AFL. It is the earliest an expansion team has ever won a title in the NFL.

His Cincinnati teams were competitive from the start and his final team in 1975 went to the playoffs with an 11-3 record.

Following the 1975 season, Brown retired from coaching and became a fulltime general manager.

He continued to excel as the leader of the franchise and has seen his team win American Football Conference championships in 1981 and 1988 and play in Super Bowl XVI and Super Bowl XXIII. He was selected "National Football League Executive of the Year" in 1981 and 1988.

Brown was presented the National Football Foundation and Hall of Fame Gold Medal, the highest award given by the organization, in 1990. Previous winners include five presidents — Dwight Eisenhower, John Kennedy, Richard Nixon, Gerald Ford and Ronald Reagan — plus Gen. Douglas McArthur, Supreme Court Justice Byron "Whizzer" White and Amos Alonzo Stagg.

"Paul Brown is a name of integrity and a true giant in American football annals," said the late Vincent de Paul Draddy, then the National Football Foundation and Hall of Fame chairman of the board, in presenting Brown the Gold Medal.

Brown has authored a book titled "P.B. The Paul Brown Story" which tells of his life in football. He thinks it all began in Norwalk, Ohio, where he lived as a youngster.

"I saw a picture of me at age five taking a snap from my best friend," Brown chuckled.

Brown was an excellent quarterback at Miami, the "Cradle of Coaches," and graduated with a bachelor of arts degree. He is a member of the Miami Athletic Hall of Fame and served on the board of directors of the university for many years. He has a master of arts degree from Ohio State University.

Paul and his wife, Mary, live in Indian Hill. His first wife, Katie, died in April, 1969. Two of his sons, Mike and Pete, are associated with the Bengals as assistant general manager and legal counsel and director of player personnel, respectively. Another son, Robin, a former scout and business executive, died in July, 1978.

Paul Brown's coaching record on page 23.

BENGALS COACHING HISTORY (Regular Season)

SEASON	COACH	RECORD			PCT.
		WON	LOST	TIED	
1968	Paul Brown	3	11	0	.214
1969	Paul Brown	4	9	1	.308
1970**	Paul Brown	8	6	0	.571
1971	Paul Brown	4	10	0	.286
1972	Paul Brown	8	6	0	.576
1973**	Paul Brown	10	4	0	.714
1974	Paul Brown	7	7	0	.500
1975*	Paul Brown	11	3	0	.786
1976	Bill Johnson	10	4	0	.714
1977	Bill Johnson	8	6	0	.571
1978	Bill Johnson	0	5	0	.000
	Homer Rice	4	12	0	.250
1979	Homer Rice	4	12	0	.250
1980	Forrest Gregg	6	10	0	.267
1981****	Forrest Gregg	12	4	0	.750
1982*	Forrest Gregg	7	2	0	.778
1983	Forrest Gregg	7	9	0	.437
1984	Sam Wyche	8	8	0	.500
1985	Sam Wyche	7	9	0	.438
1986	Sam Wyche	10	6	0	.625
1987	Sam Wyche	4	11	0	.267
1988***	Sam Wyche	12	4	0	.667
1989	Sam Wyche	8	8	0	.500
1990**	Sam Wyche	9	7	0	.563

* AFC "Wild Card" Playoff team

** AFC Central Division Champion

*** AFC Champion

**** AFC Super Bowl Tournament Team



AUSTIN E. KNOWLTON Chairman of the Board

Austin E. "Dutch" Knowlton is the chairman of the board of the Cincinnati Bengals and has been a firm supporter from the first day of the franchise's inception.

Knowlton, a well-known builder and sportsman, has been a founder, owner and director since the franchise began and often can be found watching his team play at

some of the farthest waystops on the NFL map, in addition to his regular attendance at games in Riverfront Stadium.

Knowlton also is an avid sportsman who spends as much of his free time as possible overseeing his second great interest — the breeding and selling of show horses at his Emerald Farm in Delaware County. He is also a Trustee of the Brown Jug Society which runs the Triple Crown for standardbred pacing horses.

Also, during the glorious days of the 70's, Knowlton was the largest owner of the Cincinnati Reds.

Sometimes there is not as much time to devote to these activities as he'd like because of his business interests. A few years ago he organized the ARGA Co. One division, Vesta Construction Company, is engaged in the construction of buildings, leasing of buildings and other endeavors. A division of this company, K Construction Management, is engaged in the construction management business in Ohio and other states.

After receiving a degree in architecture and civil engineering from Ohio State University, Knowlton joined his father's construction company and later assumed ownership of the construction business and operated it under the name of Knowlton Construction Company.

During the expansion of the college program, he designed, built and financed 54 college dormitories and other buildings for various colleges and universities in various states. He built the major portion of Ohio University, Bowling Green State University and many college buildings at Ohio State University, Miami University, Capital University, Otterbein College and numerous other schools and universities.

His offices are in Bellefontaine and Columbus, Ohio, and he resides in Delaware County at Emerald Farms, and in Aspen at Red Mountain Ranch.

CINCINNATI BENGALS OWNERS

Paul E. Brown
Michael Brown
Peter Brown
Harriette R. Downey
Robert Fite
Virginia Fite

A.E. Knowlton
Charles Lindberg
Louis Nippert
John Sawyer
William J. Williams

BOARD OF DIRECTORS

Paul E. Brown
Michael Brown
Peter D. Brown
Katherine Brown
Paul H. Brown
Robert Fite
Virginia Fite

A.E. Knowlton
Charles Lindberg
John Lindberg
John Sawyer
Jack Schiff, Jr.
William J. Williams



JOHN SAWYER President

John Sawyer has been president of the Cincinnati Bengals since the franchise was formed in 1967.

A well-known business executive, Sawyer was one of the founders of the Bengals. He put in many hours of hard work and thousands of miles of travel to bring the National Football League franchise to Cincinnati.

Sawyer, Paul Brown and Mike Brown represented Cincinnati in the many NFL meetings held prior to awarding the franchise. He currently attends most NFL owners' meetings and played a part in the NFL realignment in 1970.

Sawyer is an owner, president and a member of the team's board of directors. And, importantly, he is one of the Bengals top fans.

He has missed only four road trips with the Bengals since the team began playing in 1968.

Sawyer is president of J. Sawyer Co., a multi-faceted agricultural firm he developed which has included aviation firms, an automobile agency, a restaurant, an antique shop, a horticulture products company, a commercial feed lot and numerous farms in Ohio, Kentucky, Mississippi, Florida, Wyoming, Colorado and Arkansas. J. Sawyer Co. is one of the leading farm management and real estate brokerage firms in the Midwest.

He was inducted into the Ohio Agricultural Hall of Fame, Ohio's highest honor in the field of agriculture, in 1983. He has been honored for serving Ohio agriculture as a farmer, landowner and innovator for more than 30 years. His support and leadership helped greatly in the early development of the American Soybean Association and the Ohio Beef Marketing Program.

Sawyer, who was a B17 pilot in World War II, was a pioneer in the aerial application of crop pesticides. He has been a leader in sound environmental management in the livestock industry and has developed a high volume composting system used at the Paygro plant and Ohio Feed Lot in South Charleston, Ohio.

This innovative "Paygro Composting System" has been recognized by the EPA as an effective method of sludge treatment and is being installed in large Ohio cities to help solve the tremendous municipal waste problems.

Sawyer has never lost his love of airplanes and flew a company Lear jet on business trips from Madison Aviation Center which he built in London, Ohio.

He is very active in charitable and civic endeavors and is vice president of fund-raising for Easter Seals, a social agency he became involved with through former Cincinnati quarterback Ken Anderson. He's a member of the board of trustees of Children's Hospital, active with Springer School, Boy Scouts, Episcopal Diocese of Southern Ohio and Little Miami, Inc.

Sawyer is a graduate of Princeton University and is the son of the late Charles Sawyer, former Secretary of Commerce. He and his wife, Ruth, live in Indian Hill and have four daughters, Anne Wetherill, Elizabeth Selnick, Catherine Ryall and Mary. They also enjoy six grandchildren, John Putnam and Meredith Wetherill, William III and Anna Selnick, and Nickolas and Christina Ryall.

NFL COMMISSIONERS AND PRESIDENTS

1920	Jim Thorpe, President
1921-39	Joe Carr, President
1939-41	Carl Storck, President
1942-46	Elmer Layden, Commissioner
1946-59	Bert Bell, Commissioner
1959-60	Austin Gunsel, President in the Office of the Commissioner
1960-89	Pete Rozelle, Commissioner
1989-present	Paul Tagliabue



MIKE BROWN
Assistant General Manager,
Legal Counsel

Mike Brown is the assistant general manager and legal counsel of the Cincinnati Bengals and also is an owner and a member of the board of directors of the team.

He fills the key roles in the administrative operation of the franchise which is among the best in the National Football League.

Brown was very instrumental in bringing professional football to Cincinnati. He and his father, Paul, one of football's most successful coaches and now an owner, vice president and general manager of the Cincinnati Bengals, brought professional football to the Queen City in 1967 with a franchise in the American Football League which merged with the National Football League in 1970.

The Bengals began playing in the AFL in 1968.

Brown had eyed Cincinnati as a possible and favorable NFL site for many years. He did detailed research and conducted studies which showed the potential of the Cincinnati area as a professional football market.

Brown has played a major role in the success of the Cincinnati Bengals in their rise from an expansion team to a solid, highly-competitive team that has been in the Super Bowl twice, won two American Football Conference championships, four American Football Conference Central Division titles and played in the play-offs seven times.

He works with players on contracts with the Bengals and handles NFL matters. He's involved in all facets of the team's operation including contracts and negotiations with the City of Cincinnati and television and radio outlets.

Brown also administers the organization's legal matters. He is a member of the Executive Committee of the NFL Management Council, a group of owners involved in NFL labor-management decisions.

He and his father represent the Bengals at all NFL owners' meetings. They played a big part in the AFL-NFL merger.

A graduate of Dartmouth where he played quarterback, he received a law degree from Harvard Law School and was associated with a law firm in Cleveland before joining his father with the Cleveland Browns.

Mike and his wife, Nancy, have a daughter, Katie, and a son, Paul. Both are members of the board of directors.



PETE BROWN
Director of Player
Personnel

Pete Brown, the architect of the Cincinnati Bengals' annual draft of college football players, has been the director of the team's player personnel department for 23 years.

Brown has played a major role in the development of a team that has gone to the Super Bowl twice and has been in the playoffs seven times since its inception in 1968.

Brown has been with football all his life. He is the son of Paul Brown, owner, vice president and general manager of the Cincinnati Bengals.

He started with the Bengals when the team was formed in 1967 and was assistant director of player personnel in 1968. He became director of player personnel in 1969.

Brown, who has a vast knowledge of players and scouting, has had many outstanding drafts for the Bengals.

He is an owner, and a member of the board of directors of the Cincinnati Bengals.

Brown is a graduate of Denison University.



**CINCINNATI
HEAD COACH
SAM WYCHE**

Sam Wyche, considered by many as the most innovative coach in football, directed the Cincinnati Bengals to the 1990 American Football Conference Central Division championship and into the second round of the National Football League playoffs last season.

Wyche's Bengals finished the regular season with a division-winning 9-7 record, then defeated Houston in the first round of the playoffs before being eliminated by the Los Angeles Raiders.

The Bengals fought a rash of injuries to key players throughout the season.

"We had a good year," said Wyche who has been head coach of the Bengals since 1984. "We led the division all but two weeks and came back and had to beat a real good Houston team two times in three weeks. And we came within a hair of beating the Los Angeles Raiders in the worst situation (injuries to top players) you can come into."

The dynamic Wyche won his second AFC Central division crown last season. The other one came in 1988 when he won the AFC Central, AFC championship and led his team into Super Bowl XXIII against the San Francisco 49ers. One of the most exciting Super Bowl games took place and the 49ers edged the Bengals 20-16 in the final seconds.

The Bengals were the dominant team in the AFC Central, posting a 5-1 record against division teams for the second consecutive year.

"Our play against division teams was intense, which is good," Wyche said. "If you beat the teams in your own division you usually win it."

The talented Wyche, beginning his eighth season as head coach of the Cincinnati Bengals, has developed one of the most interesting and explosive teams in the National Football League.

Wyche was voted NFL and AFC "Coach of the Year" after his team posted a 12-4 regular season record and a 14-5 overall mark, best in the league in 1988.

Wyche's teams are always strong offensively and were ranked No. 1 in the NFL in that category in 1988 and 1989. He combines a mixture of passing and rushing that produces yardage and touchdowns. The Bengals have rewritten the offensive category of the club record book under Wyche.

Wyche has an unusual knowledge of offensive philosophies and the results he gets prove it.

He's always willing to test new horizons with a myriad of innovative offensive moves, many of which are being copied elsewhere in the NFL. He's never satisfied with the status quo, though never at the expense of sound, fundamental football from which all the Bengals offensive dynamics originate.

He loves coaching. "There is as much left to do in the game as has been done already," Wyche says. "Every time they change a

rule, you can come up with multiple options on how to adjust to it."

Paul Brown, the Bengals vice president and general manager, saw Wyche's brightness and intelligence a long time ago when he was coaching the young quarterback. His aptitude for football thinking was evident as a player with the Bengals during the first three years of the team's existence.

"I always kept playbooks of the players who for one reason or another seemed to stand out in my mind," said Brown who signed Wyche for the Bengals as a free agent quarterback in 1968.

"Sam's was one of those I kept.

"Some years ago I was looking up Mike McCormack's book because I had to nominate him for the Hall of Fame at Canton, and I came across Sam's.

"I know why I kept his. Even when he was a free agent quarterback who we kept on that old 1968 team, he was special. I looked at the book and he had everything in excellent order. This shows that way back then I had a feeling . . . he was a student of the game.

"We kept close track of Sam after he left us and he was the man we wanted when the job in Cincinnati was open," Brown said.

Brown brought Wyche to the Bengals as head coach in 1984. He has compiled a 58-53 regular season record and is 3-2 in post season play, and is the Bengals' winningest coach.

Wyche has been taught by some of the finest coaches in the game. Personally, he believes that everyone he has come in contact with over the years has left a mark on him. His coaches and associates in more than 20 years read like a litany of football greats.

"From 1967 until the present, I have either been a teammate of or coached by or with the following people: "Paul Brown, Paul Dietzel, Bill Walsh, Mike McCormack, Bill Johnson, Ted Marchibroda, Bruce Coslet, Rick Forzano, Jack Pardee, George Allen, Maxie Baughan, Don Coryell, Jim Hannifan, Joe Gibbs, Raymond Berry, Jim Ringo, Norb Hecker, Sonny Jurgensen, Billy Kramer, O.J. Simpson, Jim Hart, Mike White, Denny Green and John Ralston among others.

"I have been fortunate to be around so many fine coaches and players," Wyche says. "My good fortune has also included four playoff years as a player, including participation in Super Bowl VII (1972) with the Washington Redskins. I also coached with the 1981 World Champion 49ers in Super Bowl XVI.

"I played in the NFL for almost 10 years and was with five teams," he added. "I didn't realize it at the time, but in the long run, it was fortunate I got bounced around. I met a lot of great players and coaches and was exposed to a lot of systems. There is at least something from all of those men in my coaching philosophy. I don't think you are around anybody who doesn't rub off on you."

Wyche was born in Atlanta, Ga., on January 5, 1945, and attended North Fulton High School there.

After graduating from high school in Atlanta, he became a "walk-on" quarterback at Furman University in Greenville, S.C., where he earned a bachelor of arts degree in business administration.

Wyche played with the Wheeling Ironmen of the Continental Football League in 1966 before going to the University of South Carolina as a graduate assistant for two seasons. In 1968, he earned an M.B.A. degree in Business Administration Management.

Wyche was given a tryout in 1968 with Brown's Cincinnati Bengals, an American Football League expansion team in its initial season. He made the team and was the starting quarterback much of the time. He was a member of Cincinnati's first American Football Conference Central Division playoff team in 1970.

During his three seasons with the Bengals, Wyche completed 115 of 220 passes (52.3%) for 1743 yards and threw 12 touchdown passes.

In 1971, he was traded to the Washington Redskins where he played for coach George Allen. He played on three playoff teams including Super Bowl VII.

Wyche was traded to the Detroit Lions in 1974. In 1976, he began the season with the St. Louis Cardinals and concluded his playing career with the Buffalo Bills.

After retiring from professional football, Wyche and a partner opened Sam Wyche Sports World in Greenville, S.C., now a chain of 11 stores.

In 1979, Wyche joined his former quarterback coach with the Bengals, Bill Walsh, in San Francisco as quarterback and passing game coach and directed the passing game of the 49ers from 1979 through 1982 including Super Bowl XVI when San Francisco defeated the Bengals, 26-21.

While with the 49ers for four years, he was widely credited with developing quarterback Joe Montana who says, "Sam Wyche's knowledge of offensive philosophies is unsurpassed."

Wyche was head coach at Indiana University in 1983 where he compiled a 3-8 record in a rebuilding season.

He and his wife, Jane, have two children, Zak, 20, and Kerry, 18.

When he's away from football, Wyche enjoys playing golf, tennis and the guitar. He's also a magician and he flies airplanes as an additional hobby.

Wyche is active working for many charitable groups and is committed to helping the homeless.

He has raised money for the homeless in many different ways and has spent many, many hours in doing so. In addition to giving his time, he donates a percentage of the proceeds from his public speaking engagements. He has been honored for his work for the homeless.

Wyche is in much demand as a speaker. He is bright and articulate and enthusiastic and always delivers a message. He works a little magic into some of his talks and uses audience participation.

SAMUEL DAVID WYCHE (SAM)

Born January 5, 1945, at Atlanta, Ga.

Attended North Fulton High School in Atlanta, Ga.

Received a bachelor of arts degree in business administration from Furman University in 1966.

Received a master's degree from the University of South Carolina.

He is the brother of Joseph (Bubba) Wyche, former quarterback for the Saskatchewan Roughriders, Detroit Wheels, Chicago Fire and Shreveport Steamers.

PRO PLAYING CAREER

Sam Wyche played quarterback with the Wheeling Ironmen in the Continental League in 1966.

He signed as a free agent with the Cincinnati Bengals in the American Football League in 1968.

Traded by the Cincinnati Bengals to the Washington Redskins for running back Henry Dyer, May 5, 1971.

Traded by the Washington Redskins to the Detroit Lions for quarterback Bill Cappelman, August 17, 1974.

Released by the Detroit Lions, September 2, 1975, and signed as a free agent by the St. Louis Cardinals, 1976.

Released by the St. Louis Cardinals, September 23, 1976 and signed as a free agent by the Buffalo Bills, October 26, 1976.

Member of Washington Redskins taxi squad, 1973.

Active for seven games with the Buffalo Bills in 1976.

SAM WYCHE'S STATISTICS PASSING

YEAR	TEAM	G	ATT.	COMP.	PCT.	YDS.	TD	INT.	AVG.
1966	Wheeling CoFL	3	18	9	50.0	101	0	1	5.61
1968	Cincinnati AFL	3	55	35	63.6	494	2	2	8.98
1969	Cincinnati AFL	7	108	54	50.0	838	7	4	7.76
1970	Cincinnati NFL	13	57	26	45.6	411	3	2	7.21
1971	Washington NFL	1			NONE				
1972	Washington NFL	7			NONE				
1974	Detroit NFL	14	1	0	0.0	0	0	0	0.0
1976	St. Louis- Buffalo	2	1	1	100.0	5	0	0	5.00
TOTALS	AFL-NFL	46	222	116	52.3	1748	12	9	7.87

YEAR	TEAM	RUSHING				
		G	ATT.	YDS.	AVG.	TD.
1966	Wheeling CoFL	3	5	-11	-2.0	0
1968	Cincinnati AFL	3	12	74	6.2	0
1969	Cincinnati AFL	7	12	107	8.9	1
1970	Cincinnati NFL	13	19	118	6.2	2
1971	Washington NFL	1		NONE		
1972	Washington NFL	7		NONE		
1974	Detroit NFL	14	1	0	0.0	0
1976	St. Louis-Buffalo NFL	2		NONE		
TOTALS	AFL-NFL	46	45	303	6.7	3

COACHING RECORD

Graduated assistant at University of South Carolina, 1967.
Assistant coach, San Francisco 49ers NFL, 1979 through 1982.

YEAR	TEAM	W	L	T
1983	Indiana Big 10	3	8	0
1984	Cincinnati NFL	8	8	0
1985	Cincinnati NFL	7	9	0
1986	Cincinnati NFL	10	6	0
1987	Cincinnati NFL	4	11	0
1988	Cincinnati NFL	12	4	0
1989	Cincinnati NFL	8	8	0
1990	Cincinnati NFL	9	7	0
	College Totals	3	8	0
	Pro Totals	58	53	0

Won the AFC Central Division and AFC championship in 1988 and played in Super Bowl XXIII.

Won the AFC Central Division championship in 1990.

PLAYOFF RECORD

YEAR	TEAM	W	L
1988	Cincinnati	2	1
1988 — Won conference playoff game from Seattle, 21-13; won conference championship game from Buffalo, 21-10; lost NFL Championship game (Super Bowl XXIII) to San Francisco, 20-16.			
1990		1	1
1990 — Won playoff game from Houston, 41-14; lost divisional playoff game to Los Angeles Raiders, 20-10.			
PLAYOFF TOTALS		3	2

HOME MADE

"Home made" is Cincinnati Bengals' coach Sam Wyche's personal effort to inspire Cincinnatians to champion the needs of the significant subculture of homeless people who have nowhere to go at day's end.

"You know, the homeless are not all derelicts leaning up against a lamppost drinking cheap wine," Wyche said. "Most of them have jobs, or even two jobs, but don't make enough to support a home. It's a sad and moving situation when you take the time to stop and really understand what's happening to these people."

Wyche was drawn to the cause of the homeless "casually and by accident," he said. "On Sunday mornings before our games, I get into the car and just drive around the city to relax myself. In doing this, I noticed people literally coming out of the woodwork at daybreak. Kids, elderly people, able-bodied people, all of whom had spent the night on the street. When I stopped to talk to them, they knew all about me and the Bengals and Ickey and Boomer. It wasn't like they were out of touch with the world around them. They just didn't have any money."

It was at that point that Sam Wyche decided to channel his spare time energies into helping the homeless. "HomeMade is like those pies your grandma used to make. We do it ourselves. I'm not an agency. There's no phone number to call. We try to help agencies through donations and give them a softer sell when they go out to ask corporate America to assist in helping the homeless. We're trying to make it an in-vogue thing to do," Wyche concluded.

SAM WYCHE LOOKS AT 1991

"Barring any unexpected injuries prior to training camp or during training camp, the Bengals enter the 1991 season as healthy as we have been in the eight years this staff has been together," head coach Sam Wyche said.

"Last year we suffered injuries to Eric Thomas in the off-season, the recovery of Ickey Woods from knee surgery, as well as injuries early in the season to Bruce Reimers, David Fulcher, Rickey Dixon and others. If we can stay healthy, we enter the 1991 season as one good football team. No one can predict how many games any team will win, but I know that a healthy Bengals' ball club will require an excellent effort by everyone on our schedule in order to whip us.

"We have to upgrade our run defense. We have to upgrade our pass rush, not just our pressures on the passer, but the out-and-out sack that really stops offensive drives and gives the ball back to our offense.

"Offensively, we are in the prime of the careers of many of our players. Boomer Esiason, Rodney Holman, James Brooks, Ickey Woods, our entire offensive line, Eddie Brown, Tim McGee — all of them should be in their prime. And with the young running backs that are developing from within our organization, we hope to be as strong as any offense in the National Football League.

"Special teams is always important. We made strides last year and we hope to make strides again this year. If Mitchell Price develops as a return man or if a new face enters the picture as an exciting addition to the punt and kickoff return, we hope field position begins to play a big part of the victories in 1991.

"We know that the schedule is tough — playing both Super Bowl contenders as well as many playoff teams. Our division continues to cycle up with Houston and Pittsburgh very strong and Cleveland expected to rebound from a very unusual poor record.

"As always we're optimistic at this time of year, but I think we have a legitimate cause for optimism with a mature and healthy ball club."

QUARTERBACKS

VETERANS: Boomer Esiason (8), Erik Wilhelm (3).

"With the loss of Todd Philcox to Cleveland in Plan B, the Bengals must find a third quarterback to challenge Erik Wilhelm for the backup spot to Boomer.

"Boomer Esiason is in his prime. As a young quarterback, he showed the promise that he is now fulfilling. His leadership as well as his technical skill makes the 1991 season an exciting one to look forward to by fans, coaches and players alike.

"Erik Wilhelm enters the 1991 season with a lot to prove. It's his turn to step up and show that he is a National Football League quality quarterback and he will get his chance during the preseason."

RUNNING BACKS

VETERANS: James Brooks (11), Stanford Jennings (8), Ickey Woods (4), Eric Ball (3), Craig Taylor (3), Harold Green (2).

"James Brooks returns for this 11th season in tremendous condition. His diligent conditioning is providing him with the long career that helps Cincinnati maintain its status as one of the top offenses in the league.

"Ickey Woods will return from day one as a healthy running back. He's worked hard in the off-season, pushed very hard by Eric Thomas in the weight room and should be back to 100%.

"Stanford Jennings returns again as our halfback/fullback combination and also the one man that we can rely on when the extra duties are needed at wide receiver or on the special teams.

"Craig Taylor could be our lead fullback-type blocker and heavy duty ball carrier. He's a big, solid runner and we hope that he develops in that area.

"Eric Ball turned in a tremendous job in 1990 not only as a ball carrier and a blocker but as a special teams return man and cover specialist. We feel that we are well-covered with veterans plus the addition of Harold Green now a sophomore in the National Football League. He should emerge as one of the top players at his position."

TIGHT ENDS

VETERANS: Rodney Holman (10), Eric Kattus (6), Jim Riggs (5).

Rodney Holman, in his 10th year, will be playing some of his best football.

"Eric Kattus and Jim Riggs will both enter the training camp per-

iod as healthy tight ends and hopefully we return in 1991 with the three best combination of tight ends in the National Football League."

WIDE RECEIVERS

VETERANS: Eddie Brown (7), Tim McGee (6), Kendal Smith (3), Mike Barber (3), Lynn James (2) and Reggie Rembert (1).

"The wide receiver corps, usually a strong suit with the Bengals, is strong on the front line with some uncertainties in the backup positions.

"Eddie Brown and Tim McGee are two of the finest receivers in the league and when they are healthy and playing their best, we have deep threats as well as the threat of a long run following a short completion.

"Mike Barber has proved to be the cagey veteran that can get open in clutch situations and will return as our most reliable backup.

"The uncertainty of the development of Kendal Smith, Lynn James and Reggie Rembert leave the receiver corps one to watch during training camp in 1991. The potential is there to have one of the finest groups of receivers in the league. The potential is also there to be very thin in depth."

OFFENSIVE LINE

VETERANS: Anthony Munoz (12), Bruce Reimers (8), Bruce Kozerski (8), Brian Blados (8), Joe Walter (7), Paul Jetton (3), Ken Moyer (3), Mike Brennan (2), Kirk Scrafford (2), and Eric Crigler (1).

"We perennially have the reputation of being one of the better offensive lines in the National Football League. Much of this is due to the training they receive from Jim McNally, considered by many to be the best offensive line coach in the league. But great lines are produced by solid football players. Anthony Munoz leads that group again this year playing in his 12th season, and recovery from his shoulder problems of a year ago seems to be on schedule.

"Bruce Reimers may be the big question mark in terms of health. A foot injury is slow in recovery and his health is of some concern at this writing.

"Bruce Kozerski and Brian Blados both seem to be returning healthy from injuries in 1990.

"Joe Walter, Paul Jetton, Ken Moyer, Kirk Scrafford and Mike Brennan give us plenty of depth, size and experience."

DEFENSIVE LINE

VETERANS: Tim Krumrie (9), Jason Buck (5), Skip McClendon (5), David Grant (4), Natu Tuatagaloa (4), and Andrew Stewart (2).

"The defensive line is much maligned in the media as being too small, not good enough in the pass rush and not stout enough to stop the running game.

"We do have in Tim Krumrie, David Grant, Skip McClendon and Natu Tuatagaloa big defensive linemen. We now have to step into the production stage. We have to coordinate our efforts so well, not just as a defensive line but as a defensive line working in coordination with the linebackers, that the running game forces teams into pass situations that are then constantly harassed by an improved pass rush.

"Our season rests on the development and improvement of the defensive line and linebacker corps."

LINEBACKERS

VETERANS: Leo Barker (8), Ed Brady (8), Carl Zander (7), Leon White (6), Alex Gordon (5), Kevin Walker (4), James Francis (2), Bernard Clark (2) and Craig Ogletree (2).

"The linebacker corps will be one of the most interesting areas for fans to follow during the training camp period. No one other than James Francis has a job sown up. There will be competition at every position, inside and outside, and the best players are going to start for us this year.

"We had good play at times from all of our linebackers but we did not have consistent defense against the run and pass that a championship team has to have.

"The addition of Alex Gordon will provide good competition at the outside linebacker spot.

"We have hopes that three or four of our linebackers (depending on whether we are playing a three-man or a four-man defensive line) will step forward as championship-type players. Crucial to our 1991 effort will be the development of this group."

DEFENSIVE BACKS

VETERANS: David Fulcher (6), Lewis Billups (6), Eric Thomas (5), Barney Bussey (6), Carl Carter (6), Rod Jones (6), Rickey Dixon (4) and Mitchell Price (2).

"The defensive backfield is one of our strengths going into 1991. We feel we have as good a group of inside defensive backs in David Fulcher, Barney Bussey and Rickey Dixon. Good size, good speed and experience are part of each of those players.

"At the cornerback position, the addition of Carl Carter and Rod Jones made us stronger and more reliable in pure coverage situations.

"Mitchell Price is a young player to watch. He has all the 'want to' that makes a player good.

"Eric Thomas recovered beautifully through a lot of hard work and should be back to his old self as an All-Pro candidate in 1991.

"We must find solid reliable players to come in and fulfill the nickel situations if we're going to be good, and we think we are going to be good in this position."

KICKERS-PUNTERS

VETERANS: Jim Breech (13) and Lee Johnson (7).

"Jim Breech returns for his 13th season as accurate as ever and Lee Johnson returns for his seventh season as one of the best punters in the league as well as the best kickoff man in football.

"We don't have a weakness here but there will always be competition in training camp to push these players prior to the NFL regular season."

COACHES

Sam Wyche, head coach; Jim Anderson, running backs; Dana Bible, quarterbacks; Marv Braden, special teams; Dick LeBeau, defensive coordinator-defensive backs; Jim McNally, offensive line; Dick Selcer, linebackers; Dave Shula, wide receivers; Mike Stock, tight ends; Chuck Studley, defensive line; Kim Wood, strength.

"We add one new coach to our staff this year in Dave Shula who will coach the wide receivers. This addition is the result of the retirement of Bill 'Tiger' Johnson from the tight end position.

"Mike Stock will move from wide receivers to coach the tight ends and Dave Shula will replace Mike Stock as the wide receiver coach.

"Dana Bible will work closely with that group as he coaches the quarterbacks. Dana returns for his second season as an NFL coach.

"Jim Anderson, one of the league's best running back coaches, will assure that a group of fine athletes are well-coordinated week-in and week-out.

"Jim McNally, considered the guru of line coaches in the National Football League, always has our offensive line ready for any eventuality. That won't change in 1991.

"On the defensive side of the ball, Dick LeBeau coordinates a defense that will see a variety of fronts and coverages. Veteran players along with a staff that has been together and has molded one of the best systems in the game, provide us with a solid front defensively.

"Chuck Studley returns as our defensive line coach and brings with him years of experience under several different systems.

"Dick Selcer is our linebacker coach again for the eighth straight year and consistently motivates his players and prepares them to be one of the most mistake-free combination of players in the league.

"Our special teams will be organized by Marv Braden in his second year with the Bengals and recognized around the league as one of the top special teams coordinators in football.

"Kim Wood returns as our strength and conditioning coach and through the use of our Hammer-Strength equipment maintains not only a level of strength and stamina but confidence that the players must have in order to compete in this league," Wyche concluded.

BENGALS POSITION COACHES



JIM ANDERSON **Running Backs**

Jim Anderson has coached the Cincinnati Bengals' running backs since 1984 and has played a big part in the development of the team's high-powered ground attack.

The Bengals ranked first in rushing in the National Football League in 1988 and 1989 and were fifth last season.

Before joining the Bengals' staff, Anderson coached at five colleges: Stanford, 1981-83; Southern Methodist, 1976-80; Nevada-Las Vegas, 1974-75; Scottsdale Community College, 1973, and Cal Western (now US. International) 1970-71. He coached San Diego Morse High School in 1972.

Anderson played linebacker and defensive end for Cal Western in San Diego in 1970 and was a co-captain and voted to the NAIA All-District team.

Anderson coached the running backs at Nevada-Las Vegas in 1974 when the Runnin' Rebels went 12-1 and advanced to the Grantland Rice Bowl (the NCAA Division II semi-finals).

Among the running backs he coached in college were Mike Thomas, NFL Rookie of the Year in 1975 with the Washington Redskins, at Nevada-Las Vegas; Art Whittington, the former Los Angeles Raiders running back, at SMU, and Darrin Nelson, the first running back taken in the 1982 draft by the Minnesota Vikings, at SMU.

He was born March 27, 1948, and he and his wife, Marcia, have a son, Derek, 17.



DANA BIBLE **Quarterbacks**

Dana Bible is starting his second season as the coach of the Cincinnati Bengals' quarterbacks.

Prior to coming to the Bengals, Bible had been slated to be the offensive coordinator and coach of the quarterbacks and wide receivers at Toledo in 1990.

Previously, Bible coached quarterbacks and receivers at the University of Cincinnati 1976-80. He was quarterbacks coach at Miami (Ohio) in 1989 and also was there from 1981-83 as receivers coach. He was an assistant coach at North Carolina State from 1983-85 and in 1986 was offensive coordinator at San Diego State where he helped lead the Aztecs to the Western Athletic Conference championship and an appearance in the Holiday Bowl.

Bible was a defensive back at UC and graduated in 1976. He also holds a masters degree from UC.

He and his wife, Nancy, have a daughter, Adele, 3.



MARV BRADEN **Special Teams**

Marv Braden, an experienced and talented NFL coach, joined the Cincinnati coaching staff in 1990 as special teams coach.

Braden, a 15-year veteran of NFL coaching, served as special teams coach of the Phoenix Cardinals from 1986-89, special offensive assistant and special teams coordinator for the San Diego Chargers from 1981-85, and special teams coach of the Denver Broncos from 1977-80.

His performance has been impressive. His units in Denver finished the season ranked first in 1977 and 1979 and at San Diego first in 1982 and 1985.

A graduate of Southwest Missouri State University, Braden began his coaching career as a graduate assistant at Missouri (1961-62). After three years as defensive coordinator at Parsons (Iowa) College, he was head coach at Northeast Missouri State in 1967-68.

Braden was head coach at California Western (now U.S. International) from 1969-72 and had a 23-12-1 record. He moved to Iowa State as defensive coordinator in 1973 and served as offensive coordinator at SMU from 1974-75 before joining Michigan State in the same capacity in 1976.

Marv and his wife, Becky, have a daughter, Janice.



DICK LEBEAU **Defensive Coordinator**

Former All-Pro cornerback Dick LeBeau begins his eighth season as the defensive coordinator for the Cincinnati Bengals.

LeBeau has been on the Cincinnati coaching staff for 12 years. He was defensive backfield coach for four seasons before being

appointed defensive coordinator. He still handles the defensive backfield.

LeBeau has been in the National Football League since 1959 when he was drafted in the fifth-round by Cleveland following a brilliant career at Ohio State where he was an offensive and defensive back for three seasons including 1957 when the Buckeyes won the national championship. He was an All-Ohio High School selection before going to Ohio State.

LeBeau was released by the Browns as a rookie and signed with Detroit where he distinguished himself for 14 seasons at cornerback. He set an alltime durability record for cornerbacks by playing 171 consecutive games during his career with the Lions. His 62 pass interceptions rank him fifth on professional football's alltime list. Ken Riley, one of LeBeau's former Bengal cornerbacks, passed him in 1983 to claim fourth with 65 interceptions.

While with the Lions, LeBeau was selected to play in three Pro Bowl games. He had his best statistical season in 1970 when he intercepted nine passes and compiled 96 yards in returns.

LeBeau retired as a player in 1972 and joined the Philadelphia Eagles as special teams coach. He became defensive backfield coach of the Green Bay Packers in 1976 and was there until he joined the Bengals in the same capacity in 1980.

Well-experienced and highly-regarded in the NFL coaching circles, LeBeau develops hard tacklers and has knowledgeable players. He has been instrumental in the rapid development of the Bengals' young defensive players.

He was born Charles Richard LeBeau on September 9, 1937, in London, Ohio. Dick and his wife, Nancy, have a son, Brandon Grant, 12.



JIM MCNALLY **Offensive Line**

Highly-regarded Jim McNally annually fields one of the top offensive lines in the National Football League.

The knowledgeable, hard-working McNally is rated one of the very best offensive line coaches in the NFL.

His awesome front paved the way for the Bengals' No. 1 ranking in rushing in the NFL in 1988 and 1989. The Bengals ranked fifth in rushing last season. Cincinnati's passing attack operates well behind the offensive line, ranking third in passing in the AFC and seventh in the NFL in 1989 and seventh passing in the AFC and 15th in the NFL in 1990.

McNally has developed a reputation of taking late-round draft choices and turning them into top-notch offensive linemen. Examples include guard-tackle Bruce Reimers, eighth-round in 1984,

center Bruce Kozerski, ninth-round in 1984, tackle Joe Walter, seventh-round in 1985, and tackle Ken Moyer, a free agent.

He also works extremely well with All-Pro tackle Anthony Munoz.

McNally, like all Bengal coaches, scouts the players he's interested in drafting.

"I check 'em out from top to bottom," says McNally. "In my first year, Pete Brown (Bengals' player personnel director) told me exactly where to go. Now, 10 years later, I've learned the ropes and I know coaches and people in all college towns. They help me."

McNally coached at four colleges before coming to the Bengals in 1980. He was offensive line coach at Wake Forest in 1979, Boston College 1976-78, Marshall 1973-75 and Buffalo 1966-69.

He played for the University of Buffalo for three seasons and was an All-East performer. He is a member of the University of Buffalo Hall of Fame.

McNally was born December 13, 1943. He and his wife, Carolyn, have three children, Jenny, 19, Betsy, 17, and Jon, 16.



DICK SELCER **Linebackers**

Dick Selcer has been the coach of the Cincinnati Bengals' linebackers since 1984.

Selcer, a Cincinnati, is beginning his 31st season in the coaching ranks — 11 in the National Football League and 20 with college teams.

Selcer, who has developed a hard-hitting group of young linebackers, came to the Bengals from the Houston Oilers on January 6, 1984. He coached the Houston linebackers in 1981-82-83.

He was head coach at Xavier University in 1970 and 1971 and was an assistant there in 1962-63-64.

Selcer was defensive coordinator at the University of Cincinnati 1965-66 and at Brown University 1967-69. He was an assistant at the University of Wisconsin 1972-74, and defensive coordinator at Kansas State 1975-77 and Southwestern Louisiana 1978-80.

Selcer was an outstanding athlete in Cincinnati and Ohio during his high school playing days. At Cincinnati Elder, he was an All-Ohio High School halfback and captained the football, basketball and baseball teams in his senior year.

He went from Elder to Notre Dame where he lettered three years in football and baseball. He played halfback for the Irish for three years. He was an All-American second baseman in 1959.

Selcer was born August 22, 1937. He and his wife, Meryl, have five children, Michael, 31, Stephen, 30, Patrick, 28, Connie, 25, and Kevin, 20.



DAVE SHULA **Wide Receivers**

Dave Shula was named wide receivers coach of the Cincinnati Bengals January 29, 1991.

Shula, son of Don Shula, coach of the Miami Dolphins, came to the Bengals from the Dallas Cowboys where he had been coaching since 1989. He was offensive coordinator for Dallas in 1989, quarterbacks coach in 1990 and was to be passing game coordinator in 1991.

Shula began his coaching career with Miami in 1982 as receivers coach and over the next few seasons helped Mark Duper and Mark Clayton become one of the NFL's best receiving tandems. He later added the duties of quarterbacks coach and worked with Dan Marino during the years he set NFL passing records. In 1988, Shula was named assistant head coach of the Dolphins.

"He's been around a lot of good coaches," Cincinnati head coach Sam Wyche said. "And he's been around a lot of systems, so he's not a dyed-in-the-wool, one-system type coach. We like that flexibility."

Following an outstanding career at Dartmouth where he once held the school receiving marks, the two-time All-Ivy League selection played a season as a wide receiver/kick returner for the Colts in 1981.

Shula, who was born May 28, 1959, and his wife, Leslie, have three sons — Daniel, Christopher and Matthew.



MIKE STOCK **Tight Ends**

Mike Stock, who coached the Bengals' wide receivers last season, is the coach of the tight ends, succeeding Bill Johnson who retired at the end of the 1990 season.

Stock joined the Bengals January 27, 1986 as special teams coach. He coached the special teams in 1986-87-88 before moving to the wide receivers post.

Stock left Notre Dame where he was an assistant coach to accept a position with the Bengals. He had two tours of duty on the Notre Dame staff. He coached for the Irish from 1969 to 1975 under Ara Parseghian. He was freshman coach in 1969 and varsity receiver coach the next five years. His second tour at Notre Dame began in 1983 as pass receiver coach and recruiting coordinator, and he assumed responsibility for the special teams in 1984 and was offensive coordinator in 1985.

Stock also coached at Wisconsin where he was offensive coordinator from 1975-77 before taking over as head coach at Eastern Michigan from 1978-82.

He was an offensive backfield coach of the New Jersey Generals in the USFL in 1983.

Stock was an outstanding fullback at Northwestern under Parseghian. He was a two-year co-captain and All Big Ten Conference in 1959 and 1960. He also was Big Ten Conference Medal of Honor winner as a senior for academic and athletic performances.

He played for Saskatchewan of the Canadian Football League after graduating from Northwestern, but his playing career was curtailed by a knee injury.

Stock started his coaching career in 1961 as an assistant at Northwestern and then served in the U.S. Army for three years. He returned to coaching in 1965 at Akron (Ohio) South High School. He worked as freshman coach and scout at the University of Buffalo in 1966 and 1967 and coached receivers and the offensive backfield at the U.S. Naval Academy in 1968.

Stock was born September 29, 1939. He and his wife, Peggy, have two sons, Michael and Patrick, and a daughter, Cynthia.



CHUCK STUDLEY **Defensive Line**

Chuck Studley is in his third season in his second tour of duty as defensive line coach of the Cincinnati Bengals.

Studley returned to the Bengals February 8, 1989, after resigning as coach of the Miami Dolphins' linebackers. He was defensive coordinator of the Dolphins for three seasons, 1984-85-86, and coached the linebackers 1987-88.

Studley was defensive line coach of the Bengals from 1969 through 1978. He worked on the coaching staffs of Paul Brown (1969-75) and Bill Johnson (1976-78). Brown is an owner, vice president and general manager of the Bengals and Johnson was tight ends coach until retiring following the 1990 season.

In 1979, Studley left the Bengals to become defensive coordinator of the San Francisco 49ers under head coach Bill Walsh who he worked with earlier in Cincinnati. He was 49ers defensive coordinator from 1979-82. Cincinnati head coach Sam Wyche was quarterback and passing game coach of the 49ers during the same years.

Studley became defensive coordinator of the Houston Oilers in 1983 and became interim head coach after the team got off to an 0-6 start. He finished 2-8-0.

Studley first came to the Queen City in 1961 as head coach of the University of Cincinnati Bearcats. He directed UC to two Missouri Valley Conference championships.

He coached the University of Massachusetts to the Yankee Conference championship in 1960.

Born in Maywood, Ill., January 17, 1929, Studley was an All-American guard at the University of Illinois (1949-51), captaining its undefeated 1951 team that went to the Rose bowl. He began his coaching career at Alton (Ill.) High School (1952-54) before returning to Illinois as an assistant.

He and his wife, Peggy, have six children, Carole, Doug, Sue, David, Mike and Steve.



KIM WOOD
Strength Coach

Kim Wood is in his 17th season as the Cincinnati Bengals strength coach.

Wood has played a big part in developing the Bengals into one of the strongest and best conditioned teams in the NFL. He has instilled pride and dedication in physical fitness with

the players.

Wood, who became Cincinnati's first fulltime strength coach in 1975, has been one of the leaders in training programs and is credited with many techniques being used throughout football. He has set up programs for a number of NFL and college teams.

An outstanding running back at the University of Wisconsin during his college days, Wood also is associated with Hammer, a strength developing organization.

He has four children, John, 12, twin daughters, Becky and Alyssa, 10, and Jacqueline, 8.



TOM GRAY
Equipment Manager



MARVIN POLLINS
Trainer



AL DAVIS
Video Director



DAVE SLYBY
Video Assistant

ADMINISTRATIVE STAFF



BILL CONNELLY
Business Manager



ALLAN HEIM
Public Relations Director



PAUL KELLY
Ticket Manager



SHIRLEY BIRD
Entertainment Director



JAY REIS
Accountant



FRANK SMOUSE
Assistant Director
Player Personnel



JOHN MURDOUGH
Consultant



HOWARD WHITSON
Security

PAUL BROWN'S COACHING RECORD

Head Coach, Severn Prep, 1930 and 1931 (Won 16, lost 1, tied 1).
 Head coach, Massillon (O.) High School, 1932 through 1940
 (Won 80, lost 8, tied 2).
 Head coach, Ohio State, 1941 through 1943 (Won 18, lost 8, tied 1).
 Head coach, Great Lakes, 1944 through 1945
 (Won 15, lost 5, tied 2).
 Head coach, Cleveland Browns, 1946 through 1962
 (Won 168, lost 68, tied 8).
 Head coach, Cincinnati Bengals, 1968 through 1975)
 (Won 55, lost 59, tied 1).

YEAR	TEAM	W	L	T
1941	Ohio State	6	1	1
1942	Ohio State	9	1	0
1943	Ohio State	3	6	0
1944	Great Lakes	9	2	1
1945	Great Lakes	6	3	1
1946	Cleveland AAFC +	12	2	0
1947	Cleveland AAFC +	12	1	1
1948	Cleveland AAFC +	14	0	0
1949	Cleveland AAFC +	9	1	2
(Won first round playoff from Buffalo, 31-21.)				
1950	Cleveland NFL +	10	2	0
(Won conference playoff from N. Y. Giants, 8-3.)				
1951	Cleveland NFL	11	1	0
1952	Cleveland NFL	8	4	0
1953	Cleveland NFL	11	1	0
1954	Cleveland NFL +	9	3	0
1955	Cleveland NFL +	9	2	1
1956	Cleveland NFL	5	7	0
1957	Cleveland NFL	9	2	1
(Lost championship game to Detroit 59-14.)				
1958	Cleveland NFL	9	3	0
(Lost conference playoff game to New York Giants, 10-0.)				
1959	Cleveland NFL	7	5	0
1960	Cleveland NFL	8	3	1
(Lost Playoff Bowl to Detroit, 17-16.)				
1961	Cleveland NFL	8	5	1
1962	Cleveland NFL	7	6	1
1968	Cincinnati AFL	3	11	0
1969	Cincinnati AFL	4	9	1
1970	Cincinnati NFL	8	6	0
(Lost conference playoff game to Baltimore, 17-0.)				
1971	Cincinnati NFL	4	10	0
1972	Cincinnati NFL	8	6	0
1973	Cincinnati NFL	10	4	0
(Lost conference playoff to Miami, 34-16.)				
1974	Cincinnati NFL	7	7	0
1975	Cincinnati NFL	11	3	0
(Lost conference playoff game to Oakland, 31-28.)				
AAFC Totals — 4 Years		47	4	3
NFL Totals — 2 Years		7	20	1
Pro Totals — 25 Years		159	80	5
+ AAFC-NFL Championships teams				

CHAMPIONSHIP GAME COACHING RECORD

1946 — AAFC — Cleveland defeated New York, 14-9.
 1947 — AAFC — Cleveland defeated New York, 14-3.
 1948 — AAFC — Cleveland defeated Buffalo, 49-7.
 1949 — AAFC — Cleveland defeated San Francisco, 21-7.
 1950 — NFL — Cleveland defeated Los Angeles, 30-28.
 1951 — NFL — Cleveland lost to Los Angeles, 24-17.
 1952 — NFL — Cleveland lost to Detroit, 17-7.
 1953 — NFL — Cleveland lost to Detroit, 17-16.
 1954 — NFL — Cleveland defeated Detroit, 56-10.
 1955 — NFL — Cleveland defeated Los Angeles, 38-14.
 1957 — NFL — Cleveland lost to Detroit, 59-14.

CINCINNATI BENGALS 1991 VETERAN ROSTER

NO.	NAME	POS	HT.	WT.	BIRTH- DATE	NFL EXP.	COLLEGE	HOMETOWN	HOW ACQ.	1990 GAMES/ STARTS
42	Ball, Eric	RB	6-2	214	7/1/66	3	UCLA	Ypsilanti, Mich.	D2	13/1
86	Barber, Mike	WR	5-11	172	6/19/67	3	Marshall	Charleston, West Virginia	FA	# 16/1
53	Barker, Leo	LB	6-2	230	11/7/59	8	New Mexico State	Cristobal, Panama	D7	14/1
24	Billups, Lewis	CB	5-11	182	10/10/63	6	North Alabama	Fort Walton Beach, Fla.	D2	15/14
74	Blados, Brian	G	6-5	296	1/11/62	8	North Carolina	Arlington, Va.	D1b	4/4
55	Brady, Ed	LB	6-2	236	6/17/60	8	Illinois	Morris, Ill.	FA	16/0
3	Breech, Jim	K	5-6	161	4/11/56	13	California	Sacramento, Calif.	FA	16/0
60	Brennan, Mike	T	6-5	275	3/22/67	2	Notre Dame	Los Angeles, California	D4	16/0
21	Brooks, James	RB	5-10	180	12/28/58	11	Auburn	Warner Robins, Ga.	TR	16/15
81	Brown, Eddie	WR	6-0	185	12/17/62	7	Miami, Fla.	Miami, Fla.	D1	14/12
99	Buck, Jason	DE	6-5	264	7/27/63	5	Brigham Young	St. Anthony, Idaho	D1	16/6
27	Bussey, Barney	S	6-0	210	5/20/62	6	South Carolina	Lincolnton, Ga.	D5	16/5
45	Carter, Carl	CB	5-11	180	3/7/64	6	Texas Tech	Fort Worth, Texas	TR	15/11
57	Clark, Bernard	LB	6-2	248	1/12/67	2	Miami (Fla.)	Tampa, Florida	D3	14/0
62	Crigler, Eric	T	6-5	295	6/3/67	1	Murray State	Louisville, Ky.	D10	0/0
29	Dixon, Rickey	FS	5-11	191	12/26/66	4	Oklahoma	Dallas, Texas	D1	13/5
7	Esiason, Boomer	QB	6-5	220	4/17/61	8	Maryland	East Islip, N.Y.	D2	16/16
50	Francis, James	LB	6-5	252	8/4/68	2	Baylor	Houston, Texas	D1	16/16
33	Fulcher, David	S	6-3	238	9/28/64	6	Arizona State	Los Angeles, Calif.	D3b	13/12
58	Gordon, Alex	LB	6-5	245	9/14/64	5	Cincinnati	Jacksonville, Florida	FA	#* 10/0
98	Grant, David	NT	6-5	278	9/17/65	4	West Virginia	Belleville, N.J.	D4	16/9
28	Green, Harold	RB	6-2	222	1/29/68	2	South Carolina	Ladson, S.C.	D2	12/9
82	Holman, Rodney	TE	6-3	238	4/20/60	9	Tulane	Ypsilanti, Mich.	D3	16/15
80	James, Lynn	WR	6-0	191	1/25/67	2	Arizona State	Navasota, Texas	D5	11/0
36	Jennings, Stanford	RB	6-1	212	3/12/62	8	Furman	Summerville, S.C.	D3	16/0
68	Jetton, Paul	G	6-4	288	10/6/64	3	Texas	Houston, Texas	D6	15/0
11	Johnson, Lee	P-K	6-2	200	11/27/61	7	Brigham Young	Conroe, Texas	FA	16/0
25	Jones, Rod	CB	6-0	185	3/31/64	6	SMU	Dallas, Texas	TR	16/6

84	Kattus, Eric	TE	6-5	251	3/4/63	6	Michigan	Cincinnati, Ohio	D4	1986	16/3
64	Kozerski, Bruce	C	6-4	287	4/2/62	8	Holy Cross	Plains, Pa.	D9	1984	16/16
69	Krumrie, Tim	NT	6-2	274	5/20/60	9	Wisconsin-Madison	Eau Claire, Wisc.	D10	1983	16/15
72	McClendon, Skip	DE	6-7	287	4/9/64	5	Arizona	Detroit, Mich.	D3a	1987	15/13
85	McGee, Tim	WR	5-10	183	8/7/64	6	Tennessee	Cleveland, Ohio	D1a	1986	16/15
73	Moyer, Ken	T	6-7	297	11/19/66	3	Toledo	Temperance, Mich.	FA	1989	16/16
78	Munoz, Anthony	T	6-6	284	8/19/58	12	USC	Ontario, Calif.	D1	1980	16/16
52	Ogletree, Craig	LB	6-2	236	4/2/68	2	Auburn	Barnesville, Georgia	D7	1990	11/0
32	Price, Mitchell	CB	5-9	181	5/10/67	2	Tulane	San Antonio, Texas	D9	1990	16/1
75	Reimers, Bruce	T	6-7	298	9/18/60	8	Iowa State	Humboldt, Iowa	D8	1984	12/12
88	Rembert, Reggie (1)	WR	6-5	200	12/25/66	8	West Virginia	Okeechobee, Fla.	TR '90		
87	Riggs, Jim	TE	6-5	245	9/29/63	5	Clemson	Laurinburg, N.C.	D4	1987	16/0
76	Scrafford, Kirk	T	6-6	255	3/16/67	2	Montana	Billings, Montana	FA	1990	2/0
83	Smith, Kendal	WR	5-10	189	11/23/65	3	Utah State	Redwood City, Calif.	D6	1989	9/2
97	Stewart, Andrew	DE	6-5	265	11/20/65	2	Cincinnati	West Hempstead, N.Y.	FA	1991	0/0
20	Taylor, Craig	RB	6-0	228	1/3/66	3	West Virginia	Linden, N.J.	D6	1989	12/1
22	Thomas, Eric	CB	5-11	181	9/11/64	5	Tulane	Sacramento, Calif.	D2	1987	4/2
96	Tuatagaloa, Natu	DE	6-4	274	5/25/66	3	California	San Rafael, Calif.	D5	1989	16/7
59	Walker, Kevin	LB	6-3	244	12/24/65	4	Maryland	West Milford, N.J.	D3	1988	16/15
63	Walter, Joe	T	6-7	292	6/18/63	7	Texas Tech	Dallas, Texas	D7a	1985	16/16
51	White, Leon	LB	6-3	242	10/4/63	6	Brigham Young	La Mesa, Calif.	D5	1986	16/13
4	Wilhelm, Erik	QB	6-3	217	11/19/65	3	Oregon State	Lake Oswego, Oregon	D3	1989	7/0
30	Woods, Ickey	RB	6-2	232	2/28/66	4	Nevada-Las Vegas	Fresno, Calif.	D2	1988	10/6
91	Zander, Carl	LB	6-2	235	3/23/63	7	Tennessee	Mendham, N.J.	D2	1985	16/13

Players lost through Plan B:

QB Todd Philcox — Played in 2 games — started in 0

CB Solomon Wilcotts — Played in 16 games — started in 10

DE Mike Hammerstein — Played in 15 games — started in 2

Trades:

Linebacker Joe Kelly and tackle Scott Jones to New York Jets for wide receiver Reggie Rembert.

Linebacker Chris Chenault to Phoenix Cardinals for cornerback Carl Carter.

Defensive end Jim Skow to Tampa Bay Buccaneers for cornerback Rod Jones.

CINCINNATI BENGALS 1991 FIRST-YEAR ROSTER

NO.	NAME	POS	HT.	WT.	BIRTHDATE	COLLEGE	HOMETOWN	HOW ACQ.
37	Arey, Dennis	WR	5-11	183	8/18/68	San Diego State	Fountain Valley, Calif.	FA
65	Arthur, Mike	C	6-3	271	5/7/68	Texas A&M	Minneapolis, Minn.	D5
35	Bennett, Antoine	CB	5-11	185	11/29/67	Florida A&M	Miami, Fla.	D12
89	Carpenter, Rob	WR	6-2	215	8/1/68	Syracuse	Amityville, N.Y.	D4a
71	Dahl, Bob	DE	6-5	290	11/5/68	Notre Dame	Chicago, Ill.	D3
38	Dingle, Mike	RB	6-2	240	1/30/69	South Carolina	Moncks Corner, S.C.	D8
31	Fain, Richard	CB	5-10	183	2/29/68	Florida	North Fort Myers, Fla.	D6
44	Garrett, Shane	WR	5-11	185	11/16/67	Texas A&M	Lafayette, La.	D9
12	Hollas, Donald	QB	6-3	215	11/22/67	Rice	Kingsville, Texas	D4
26	Jones, Jerry	WR	5-10	175	5/9/66	Central State	Cleveland, Ohio	FA
16	Langeloh, John	K	6-1	192	12/20/67	Michigan State	Sterling Heights, Mich.	FA
77	Lavin, Jim	T	6-3	282	12/25/68	Georgia Tech.	New Orleans, La.	D10
49	McKay, Ken	TE	6-3	237	5/7/68	Louisville	Chicago, Ill.	FA
79	Rogers, Lamar	DE	6-4	290	11/5/67	Auburn	Opp, Ala.	D2
66	Sencyszyn, David	T	6-5	285	3/5/68	Wisconsin	Milwaukee, Wisc.	FA
48	Smith, Chris	TE	6-3	236	6/27/66	BYU	Littleton, Colo.	D11
15	Swartz, Chris	QB	6-2	205	3/24/68	Morehead State	Owingsville, Ky.	FA
61	Trumbull, Rick	T	6-6	300	12/4/67	Missouri	St. Louis, Mo.	FA
39	Vallin, Travis	WR	6-1	187	11/9/68	Kearney State	Long Island, Kans.	FA
34	Vinson, Ferdinandus	S	5-10	197	11/3/68	N.C. State	Montgomery, Ala.	D7
40	Waters, Melvin	RB	5-9	219	11/5/67	Tennessee State	Franklin, Tenn.	FA
94	Williams, Alfred	LB	6-6	240	11/6/68	Colorado	Houston, Texas	D1

1991 BENGALS

42

ERIC BALL

RB
UCLA 3

24 6-2 211



Eric Ball, the first player drafted by the Cincinnati Bengals in 1989, is starting his third season in the National Football League . . . The 24-year-old running back from UCLA, who was drafted in the second round, has displayed fine potential and his production has been good . . . His big play in 1990 was the reception of a 48-yard touchdown pass, only his second pass catch of the season, from Boomer Esiason to give the Bengals a 21-14 victory over the Cleveland Browns in the final regular season game . . . Ball rushed for 72 yards on 22 attempts and one touchdown in 1990 . . . He caught two passes for 46 yards . . . In the Bengals' two playoff games, Ball rushed for 45 yards on 12 attempts and scored one touchdown . . . In his two seasons with the Bengals, Ball has rushed for 463 yards on 120 attempts for a 3.9 yards average and four touchdowns . . . He has eight pass receptions for 90 yards and a touchdown . . . Ball has happy thoughts about his fourth-quarter TD catch against the Browns which helped lift the Bengals into the playoffs . . . "The Browns' defense was playing the run," Ball said. "All I did was block the corner, swing out and get behind them. They were certainly expecting the off-tackle run by Ickey (Woods). No question Boomer (Esiason) is the best play action quarterback there is. I don't think there's anybody who fakes as well as he does on any team." . . . Ball remembered a pass in 1989 that didn't go as well . . . "Last year (1989) at Pittsburgh I was wide open in the end zone for a pass like that and I dropped it, so my main concern was first to catch the ball," he said. "The ball seemed to take forever to come down." . . . Ball works well in the Bengals' system, is smart and a quick learner . . . Good speed for his size and can play either running back position . . . "We ask Eric to do a lot of things," says coach Sam Wyche, "and he can do them all. He's a solid performer." . . . Ball is one of Esiason's favorites . . . "Eric Ball is a very talented player," Esiason says. "He's a disciplined runner. If you tell him to hit a hole, he's going to be at that hole. I feel very confident with Eric." . . . Ball is regarded as one of the Bengals best special teams players by coach Marv Braden . . . He played on both coverage teams at the end of the season and was four kickoff returns shy of qualifying for fourth in the NFL with a 22.9 yards average . . . "Eric really came in and did an excellent job for us," said Braden who rates Barney Bussey as the Bengals' top player on special teams last season and Ball a close second . . . Ball returned 16 kickoffs for 366 yards, a 22.9 yards average, in the regular season and two for 42 yards, 21 yards average, in two playoff games . . . Bengals' running backs coach Jim Anderson says, "Ball can do everything that's needed — good speed, versatility and consistency." . . . Ball will always remember his first start in the NFL . . . It came in 1989 against the Cleveland Browns on a Monday Night Game in Cleveland where Ball was born . . . He turned in a very solid performance, rushing for 97 yards and a touchdown . . . Ball was a high school All-American at Ypsilanti, Mich. . . . He passed up many offers from midwestern colleges to go to UCLA . . . He was "Player of the Game" in the 1986 Rose Bowl game when he rushed for 227 yards and four touchdowns to lead UCLA to a 48-26 victory over Iowa . . . Very strong, Ball set a UCLA record for running backs with a three-lifts total of 1179 pounds by bench pressing 386 pounds, squatting 562 pounds and lifting 364 pounds in the clean and jerk . . . Hobbies include outdoor sports, target shooting, fishing and basketball . . . He attends the University of Cincinnati during the off-season and is involved in Athletes in Action and numerous charities . . . Eric and his wife, Michelle, have a son, Stephon, 1 . . . Born July 1, 1966 . . . Hometown is Ypsilanti, Mich. . . . Lives in Cincinnati.

ERIC BALL'S STATISTICS

YEAR	TEAM	RUSHING				
		NO.	YDS.	AVG.	LG	TD
1989	Cincinnati	98	391	4.0	27	3
1990	Cincinnati	22	72	3.3	15	1
	TOTALS	120	463	3.9	27	4

YEAR	TEAM	PASS RECEIVING				
		NO.	YDS.	AVG.	LG	TD
1989	Cincinnati	6	44	7.3	15	0
1990	Cincinnati	2	46	23.0	48	1
	TOTALS	8	90	11.3	48	1

YEAR	TEAM	KICKOFF RETURNS				
		NO.	YDS.	AVG.	LG	TD
1989	Cincinnati	1	19	19.0	19	0
1990	Cincinnati	16	366	22.9	38	0
	TOTALS	17	385	22.6	38	0

YEAR	TEAM	SCORING				
		TDs	TD-R	TD-P	TD-RT	PTS
1989	Cincinnati	3	3	0	0	18
1990	Cincinnati	1	0	1	0	6
	TOTALS	4	3	1	0	24

PLAYOFF GAMES

YEAR	TEAM	RUSHING				
		NO.	YDS.	AVG.	LG	TD
1990(2)	Cincinnati	12	47	3.9	14	1

YEAR	TEAM	KICKOFF RETURNS				
		NO.	YDS.	AVG.	LG	TD
1990(2)	Cincinnati	2	42	21.0	28	0

YEAR	TEAM	SCORING				
		TD-R	TD-P	TD-RT	PTS	
1990(2)	Cincinnati	1	0	0	6	

86

MIKE BARBER

WR 24 5-11 172
Marshall 3



Talented Mike Barber saw plenty of action at wide receiver for the Cincinnati Bengals last season . . . Barber came to the Bengals on Plan B from the Phoenix Cardinals following the 1989 season . . . Before going to Phoenix in the final week of the 1989 season, he played for the San Francisco 49ers . . . Fits into the Bengal system very well . . . He caught 14 passes for 196 yards, 14 yards average, and one touchdown . . . Also returned a kickoff for 14 yards . . . Barber has impressed Cincinnati coach Sam Wyche . . . "He's played about as well as you could ask a receiver to play," Wyche said . . . Barber says the Bengals' offense is "my style." . . . "I like the way they use every possible advantage you could dream up. It's like you think. Wow, why hasn't anyone thought of that before? It's not that hard to learn, though. Mostly, it's little code words. They've devised a fairly easy system, really." . . . He was a fourth-round draft choice of the 49ers after an outstanding career at Marshall where he had 249 receptions for 4262 yards, an average of 17.1 yards, and 26 touchdowns in four seasons . . . The quick, agile wide receiver was All-Southern Conference and All-America as a senior in 1988 . . . His 249 receptions for the Thundering Herd set an all-time Southern Conference record . . . In his senior season, Barber had 79 pass receptions and eight for touchdowns . . . He had six games of more than 100 receiving yards, four of them better than 150 yards, in 1988 with his best being 222 yards against East Tennessee State . . . He added 130 yards in a Division 1-AA playoff game against Furman . . . He was selected Division 1-AA

Domino's "Coaches Choice" National Player of the Year . . . Barber led the nation with 106 receptions for 1757 yards and 11 touchdowns in his junior year . . . He also completed four of five passes for 120 yards and three touchdowns . . . He established a Marshall record with 14 pass receptions in a victory over Western Carolina . . . He never caught less than three passes in 39 consecutive games . . . Honorable mention All-America in 1986 with 64 receptions for 1180 yards . . . Born June 19, 1967 . . . Hobbies include basketball and movies . . . Mike and his wife, Amy, have a son, Brett, 1 . . . Hometown is Huntington, W. Va.

MIKE BARBER'S STATISTICS

		PASS RECEIVING				
YEAR	TEAM	NO.	YDS.	AVG.	LG	TD
1990	Cincinnati	14	196	14.0	28	1

		KICKOFF RETURNS				
YEAR	TEAM	NO.	YDS.	AVG.	LG	TD
1990	Cincinnati	1	14	14.0	14	0

PLAYOFF GAMES

		PASS RECEIVING				
YEAR	TEAM	NO.	YDS.	AVG.	LG	TD
1990(2)	Cincinnati	1	12	12.0	12	0

53

LEO BARKER

LB 30 6-2 230
New Mexico State 8



Veteran linebacker Leo Barker is in his eighth year with the Cincinnati Bengals after being selected in the seventh-round in 1984 after his outstanding career at New Mexico State ended . . . A backup linebacker and solid special teams player . . . Barker had 10 tackles — seven solos — in the 1990 season . . . On special teams, he accounted for eight — six solos and two assists . . . In the two playoff games, the Bengals competed in after winning the AFC Central Division championship, Barker had a solo tackle . . . He is a very dedicated and organized player who is quiet and an intense worker . . . "He is one of those hard workers who never seems to complain that he doesn't get to use all that hard work in a game," says Bengals' coach Sam Wyche. "He's big, tall, fast, a hard-hitter and a highly-intelligent player who carries with him an unselfish characteristic that is vital in a team sport. He's a very organized man, always on time, always has his day in order, always taking notes. Very little skips by him. He has the versatility to play inside and outside and is exceptional on special teams." . . . Barker is the first Panamanian to play in the National Football League . . . He was born in Cristobal in the Panama Canal Zone and his hometown now is Rainbow City Canal Zone in Panama . . . He's considered a football pioneer in Panama since the game was virtually unknown when he was growing up . . . The main game in Panama was baseball which Barker played, but he took up football as an aside . . . "I didn't know anything at all about the game when I first started playing when I was 14 years old and went to my first tryout." . . . Barker says he started playing football because it gave him something to do during the rainy season in the fall when he couldn't play baseball . . . Barker fit into the "new" game fast and it wasn't long before scouts from colleges in the United States took an interest in him, especially those from New Mexico State . . . He accepted a scholarship from New Mexico State on his first trip to the United States . . . Barker became a top player for New Mexico State where he was a four-year starter and accounted for 100 or more tackles in his sophomore, junior and senior seasons." . . . He is a member of the Bengals' Super Star Competition group which visits Cincinnati area schools and discusses the dangers of drugs and alcohol . . . Hobbies include basketball, softball, golf, aerobics and racquetball . . . He and his wife, Tamara, have a son, Sydney, 2 . . . Born November 7, 1959 . . . Lives in Cincinnati.

LEO BARKER'S STATISTICS

YEAR	TEAM	TACKLES	ASSISTS	TOTAL	SACKS	INT.	FUMBLES REC.	OPP.
1984	Cincinnati	8	4	12	0	0	0	
1985	Cincinnati	24	8	32	0	0	0	
1986	Cincinnati	28	15	43	0	2	0	
1987	Cincinnati	14	4	18	0	0	0	
1988	Cincinnati	22	12	34	3	0	1	
1989	Cincinnati	21	4	25	0	0	0	
1990	Cincinnati	7	3	10	0	0	0	
TOTALS		124	50	174	3	2	1	

PASS INTERCEPTIONS

YEAR	TEAM	NO.	YDS.	AVG.	LG	TD
1986	Cincinnati	2	7	3.5	7	0

SCORING

YEAR	TEAM	TDs	TD-R	TD-P	TDRt	S	PTS.
1986	Cincinnati	1	0	0	1	0	6

SPECIAL TEAMS (Since 1988)

YEAR	TEAM	TACKLES	ASSISTS	TOTAL
1988	Cincinnati	9	0	9
1989	Cincinnati	8	1	9
1990	Cincinnati	6	2	8
TOTALS		23	3	26

PLAYOFF GAMES

YEAR	TEAM	TACKLES	ASSISTS	TOTAL	SACKS	INT.	FUMBLES REC.	OPP.
1988 (3)	Cincinnati	4	1	5	0	0	0	
1990 (2)	Cincinnati	0	0	0	0	0	0	
TOTAL		4	1	5	0	0	0	

SPECIAL TEAMS

YEAR	TEAM	TACKLES	ASSISTS	TOTAL
1988 (3)	Cincinnati	3	1	4
1990 (2)	Cincinnati	1	0	1
TOTALS		4	1	5

24

LEWIS BILLUPS

CB 26 5-11 182
North Alabama 6



Lewis Billups, a second-round draft choice from North Alabama, has been a starter for the Cincinnati Bengals since his rookie season in 1985 . . . Billups accounted for 51 tackles, sixth highest on the team — 43 solos and eight assists . . . He also had three interceptions with 39 return yards and recovered two fumbles . . . In the two playoff games, he made four tackles . . . Two of his best games in 1990 came against San Diego when he had six tackles, a pass interception he returned 29 yards, and a fumble recovery, and against New England with eight tackles and an assist and a pass interception . . . Billups, who credits defensive coordinator and defensive backfield coach Dick LeBeau with teaching him all the techniques of a cornerback, has fine speed, one of the fastest players on the team, and a good change of direction . . . "Changing directions is good because an NFL corner has a lot of ground to cover," LeBeau said. "He has the straight-ahead speed, but he also has the good change of direction. It's kind of a unique package." . . . Billups says when he played at North Alabama it was all bump and run . . . "Coach LeBeau came down and talked to me and said he knew I played bump and run, which was unusual in college," Billups recalls. "He said he wasn't going to change that, but I would have to learn some techniques, which I have. In college, I never played off a man, probably 99% bump and run. You just can't line up and cover a man in this league." . . . Billups has confidence, is a hard-hitter and a fierce competitor . . . He has

intercepted nine passes during his career, but doesn't put those at the top of the list for accomplishments . . . "Interceptions aren't as important as shutting down your man," Billups says. "The big plays will happen." . . . Billups has confidence in his ability . . . "My confidence level keeps increasing," he says. "The more I play the more confident I become." . . . He likes the job . . . "I like being a defensive player," Billups said. "I was a wide receiver for awhile at North Alabama, but you've got a lot more freedom in the defensive backfield . . . Many times Billups will wear a T-shirt with the enemy's name on it on the day of a game . . . "I started doing this when I was in college," Billups said. "I always wear the opponent's shirt the day of the game because it helps me keep my mind on the game . . . Billups began at wide receiver at North Alabama before being switched to cornerback . . . At corner, he was selected All-Gulf South Conference in 1984 and 1985 and played in the East-West game in Montgomery, Ala., following his senior season to become only the second player in North Alabama history to participate . . . The other player was former Cincinnati cornerback Daryl Smith . . . Billups also played in the Senior Bowl in Mobile, Ala. . . . North Alabama went 12-2 in 1985 and finished second in the NCAA Division II, losing the championship game to North Dakota State in the Palm Bowl in McAllen, Texas . . . In 1983, North Alabama finished 11-1 and lost in the semi-finals of the NCAA Division II playoffs . . . As a youngster, Billups reluctantly took up football because there were no organized soccer programs for junior high school children in Fort Walton Beach, Fla., where he lived . . . "They tried to run me off to the Pop Warner league when I tried out for football in high school," Billups recalls. "I was just 5-3 and weighed 113 pounds in the 10th grade." . . . Billups played soccer in Holland and Germany where his father was stationed while serving in the U.S. Air Force . . . Hobbies include tennis and cars . . . Single . . . Attended Niceville High School in Fort Walton Beach, Fla. . . . Hometown is Tampa, Fla. . . . Lives in Cincinnati.

LEWIS BILLUPS GAME-BY-GAME IN 1990

DEFENSIVE STATISTICS

OPPONENTS	TACKLES	ASSISTS	SACKS-YDS	INT-YDS	FUMBLES REC.	OPP.
New York Jets	3	1	0-0	0-0	0	
@ San Diego	6	1	0-0	1-29	1	
New England	8	1	0-0	1-0	0	
@ Seattle	4	0	0-0	0-0	0	
@ LA Rams	1	2	0-0	0-0	0	
@ Houston	3	0	0-0	0-0	1	
@ Cleveland	2	0	0-0	0-0	0	
@ Atlanta	0	0	0-0	0-0	0	
New Orleans	3	0	0-0	0-0	0	
Pittsburgh	3	0	0-0	0-0	0	
Indianapolis	2	1	0-0	0-0	0	
@ Pittsburgh	4	0	0-0	0-0	0	
San Francisco	1	2	0-0	1-10	0	
@ LA Raiders		DID NOT PLAY				
Houston	1	0	0-0	0-0	0	
Cleveland	2	0	0-0	0-0	0	
TOTALS	42	8	0-0	3-39	0	

AFC PLAYOFF GAMES

OPPONENTS	TACKLES	ASSISTS	SACKS-YDS	INT-YDS	FUMBLES REC.	OPP.
Houston	2	0	0-0	0-0	0	
@ LA Raiders	2	0	0-0	0-0	0	
TOTALS	4	0	0-0	0-0	0	

LEWIS BILLUPS' STATISTICS

YEAR	TEAM	TACKLES	ASSISTS	TOTAL	SACKS	INT	FUMBLES REC.	OPP.
1986	Cincinnati	28	5	33	1	0	1	
1987	Cincinnati	38	7	45	0	0	1	
1988	Cincinnati	47	10	57	0	4	2	
1989	Cincinnati	45	4	49	0	2	1	
1990	Cincinnati	43	8	51	0	3	2	
	TOTALS	201	34	235	1	9	7	

PASS INTERCEPTIONS

YEAR	TEAM	NO.	YDS.	AVG.	LG	TD
1988	Cincinnati	4	47	11.8	29	0
1989	Cincinnati	2	0	0.0	0	0
1990	Cincinnati	3	39	13.0	29	0
	TOTALS	9	86	9.5	29	0

SCORING

YEAR	TEAM	TDs	TD-R	TD-P	TDRt	S	PTS.
1988	Cincinnati	1	0	0	1	0	6

PLAYOFF GAMES

YEAR	TEAM	TACKLES	ASSISTS	TOTAL	SACKS	INT	FUMBLES	OPP. REC.
1988 (3)	Cincinnati	9	3	12	0	1	0	0
1990 (2)	Cincinnati	4	0	4	0	0	0	0
	TOTALS	13	3	16	0	1	0	0

74

BRIAN BLADOS

G 28 6-5 296
North Carolina 8



Brian Blados was slated to step in at the right guard position vacated by veteran Max Montoya in 1990 but injuries cut his playing time short . . . He started the first four games of the season and played very well, but was operated on October 13 to repair a ruptured disc in his neck . . . He was on injured reserve the remainder of the season . . . Blados says he'll be ready when the 1991 training camp rolls around . . . "If I can be half as good as Max, I will perform well for this team," Blados said. "For 11 years he was at right guard and the coaches knew he was going to be there every year. I can only try to be as good as that." . . . Blados says he's anxious to get back in action . . . "It's not much fun just watching," he says . . . Offensive line coach Jim McNally is just as anxious for Blados to return . . . "He's very important to us," says McNally. "He'll be ready." . . . A year ago McNally said Blados would do well at guard after playing tackle most of 1989 . . . "We never worried about Brian replacing Joe (tackle Joe Walter, who was out most of the 1989 season after knee surgery late in 1988) and we aren't worried about him replacing Max," McNally said. "Brian is an excellent football player, a fine offensive lineman who could play guard, tackle or center and always have a chance to start. We never worried about Brian. We were not nervous about him then and we aren't now, not one bit. He has gained experience and he's an excellent player; a starter. As a backup, many times he would come into a game and play better than the starters" . . . Coach Sam Wyche likes the versatility of Blados . . . "Brian's versatility is a big plus with our offense which allows guards to switch with tackles," Wyche said. "Actually, Blados could be a center. We haven't used him in that role in a regular game, but I wouldn't hesitate to use him there if we had a need. He will play wherever you ask him to play. He just asks you where and when you want him to play." . . . Blados is entering his eighth season with the Bengals . . . He was Cincinnati's third selection in the first-round of the 1984 draft . . . Blados says playing at all the offensive line positions doesn't bother him at all . . . "It's really not as confusing as some believe," Blados says, "but you get used to the program and so used to the coach it's almost commonplace. This is something you evolve into. I've been around here awhile, and they are paying me for playing football, so I think it's my job to do what I can for the team." . . . Blados is massive and is an outstanding run blocker and gives fine pass protection . . . At North Carolina, where he made numerous All-America teams in his senior year, he led the way for three 1000-yard rushers — Kelvin Bryant, Tyrone Anthony and Ethan Horton . . . Tar Heel running backs rushed for 7692 yards during Blados' three seasons . . . Quick learner, good endurance and intense on the field . . . In addition to football, he was excellent in track and holds the Washington and Lee High School (Arlington, Va.) records in the shot put and discus . . . All-Virginia in high school foot-

ball as a defensive tackle . . . Honorary chairman of the Rivershore Farms Trail Ride to benefit the Muscular Dystrophy Association . . . Blados became involved with the Redwood School and Rehabilitation Center for handicapped children and adults in Fort Mitchell, Ky., this year when he went to a charity event in which his friend and teammate offensive tackle Joe Walter was involved . . . "I was invited to the school and kind of fell in love with the students," Blados said, pointing out he was impressed with their enthusiasm and eagerness to learn and how much the school was able to accomplish . . . He also works with Easter Seals and appeared on their telethon this year . . . Hobbies include fishing and he was a member of the Cincinnati Bengals' fishing team which won the 1990 NFL Walleye Tournament at Lake Erie . . . His wife's name is Amy . . . Born January 11, 1962 . . . Hometown is Arlington, Va. . . . Lives in Ft. Mitchell, Ky.

BRIAN BLADOS' STATISTICS

YEAR	TEAM	PASS RECEIVING				
		NO.	YDS.	AVG.	LG.	TD
1985	Cincinnati	1	4	4.0	4	0

55

ED BRADY

LB 29 6-2 236
Illinois 8



"Ed Brady is the best long snapper I've ever had," says punter Lee Johnson who was with the Houston Oilers and the Cleveland Browns before coming to Cincinnati. "He does it all. Speed and accuracy." . . . Brady is one of the top special teams players in the National Football League, and is a sure long snapper, an excellent tackler, with speed to get downfield, and a backup linebacker . . . Brady is entering his eighth season . . . He arrived in Cincinnati just before the start of the 1986 season after being obtained on waivers from the Los Angeles Rams who he had played with two years . . . He was drafted in the eighth round by the Rams in 1984 . . . "Long snapping is what has kept me around all these years, nothing else," says the likable Brady. "But that's OK with me because I'm here. I'm a day-to-day guy. I just like to do my job, have a good time and whatever happens, happens." . . . Special teams coach Marv Braden is impressed with Brady . . . "Nobody notices a long snapper until you don't have one, then you're in deep trouble. I don't know why more people don't teach kids to do it. It's a good way to make a pro team. Kids coming out of college just don't do it anymore." . . . Head coach Sam Wyche has praise for Brady's skills: "He has all the attributes for the job he does. He's a splendid and exceptional special teams player, a long snapper and cover man. He can do a lot of things. He's very valuable to us." . . . Brady likes to be somewhat unknown . . . "Long snappers don't want to be known," he says. "If people know your name it means you are screwing up." . . . He loves to play on special teams and knows their importance . . . "It's a big part of the game," Brady said. "But the thing is you have to play as a team. That's why they call it special teams. You can't just go out there and make individual plays. It has to be coordinated. If they're good, special teams can make a difference." . . . Brady has a great sense of humor and is the team's top jester . . . "Eddie's a loose guy," says linebacker coach Dick Selcer. "But he's really good in meetings. He concentrates hard, he knows what football is about. Really, he's an in-depth football player. He knows the game well. He has good vision for the whole concept. He'd make a good coach." . . . Brady does imitations of many including John F. Kennedy, Elvis Presley, Sat-chmo Armstrong, Ethel Merman, Ringo Starr and Selcer, of course . . . He likes to keep his act fairly private, however . . . "I like doing them to myself," he says with a grin. "I'm a great audience of one." . . . Brady had 11 special teams' tackles last season . . . He is exceptional at getting downfield to cover punt returns . . . He has the knowledge of how to get into the opponent's punt return plays

and take apart blocking schemes . . . Brady was a middle line-backer at Illinois on the 1983 Illini Rose Bowl team . . . He was an All-Illinois high school player . . . Born June 17, 1962 . . . Hometown is Morris, Ill. . . . He lives in California during the off-season.

"BRADYISMS"

Here are a few philosophical messages resident free spirit Ed Brady likes to share with his teammates:

- "I like to play in Cincinnati and live in California because that way I get the best of two worlds. I get the sun in California in the winter and I get to play in the midwest in the fall where it smells like football when the leaves are falling."
- "Remember men, there are no bones in ice cream."
- "When a man puts his mind to something, he can succeed at anything."
- If a woman wears a white chiffon dress and white shoes, she must have matching accessories."
- "Apples," he says while eating one. "The 90s are going to be the Apple's Diet. I'm writing a book."
- "I like doing my imitations to myself," he says. "I'm a great audience of one."

Bengals' players have their own words to describe the likable, fun-poking Brady.

"He does 'full-contact' karate on Saturday," said running back Stanford Jennings whose locker is next to Brady's. "He puts on his sweat pants, but with his feet still inside. He has no shirt on and a string around his waist. Then he kind of hops around, kicking at anybody who walks by."

"He kind of keeps things in perspective more than some people do," says linebacker Carl Zander.

ED BRADY'S STATISTICS

YEAR	TEAM	TACKLES	ASSISTS	TOTAL	SACKS	INT.	FUMBLES	REC.
1988	Cincinnati	0	1	1	0	0	0	0
	TOTALS	0	1	1	0	0	0	0

SPECIAL TEAMS

YEAR	TEAM	TACKLES	ASSISTS	TOTAL
1986	Cincinnati	5	1	6
1987	Cincinnati	11	1	12
	(1 fumble recovery)			
1988	Cincinnati	11.5	0	11.5
1989	Cincinnati	9	1	10
1990	Cincinnati	3	1	4
	TOTALS	23.5	2	25.5

PLAYOFF GAMES SPECIAL TEAMS

YEAR	TEAM	TACKLES	ASSISTS	TOTAL
1988 (3)	Cincinnati	2.5	0	2.5
	(1 fumble recovery)			
1990 (2)	Cincinnati	3	0	3
	TOTALS	5.5	0	5.5

JOHNSON CREDITS BRADY

Cincinnati Bengals' punter Lee Johnson credits special team's center Ed Brady for much of his punting success. "He's one of the best snappers in the league," Johnson says. "He gets plenty of zip on the ball. We get timed every day in practice, and I went from punting in 2.2 seconds for Cleveland to 2.0 or 1.9 here. I can't improve that much. If you can get your punt off in under two seconds, you'll be loved by every coach in the league."

3

JIM BREECH

K 35 5-6 161
California



Jim Breech continued to topple milestones with his accurate kicking last season . . . Breech has scored in 167 consecutive games, a National Football League record . . . His 1062 career points put him 13th on the NFL's alltime list . . . In 1990, for the third time in the last four seasons, he made 80% of his field goal attempts . . . The reliable Breech, who is entering his 13th season, was pleased with his work last season . . . "I feel really, really as good as I have felt at any time in my career, and I feel like I'm kicking the ball better than I ever have," Breech said. "If I can hit 80% of my field goals, I'm real happy." . . . Statistically, last season, Breech led the Bengals in scoring with 92 points, made 17 of 21 field goal attempts and 41 of 44 point after touchdown tries . . . His career statistics are 201 of 284 field goal attempts and 459 of 481 on PATs . . . He is the Bengals' alltime leading scorer . . . He has scored 967 points for Cincinnati in 11 seasons and 95 in his one season with the Raiders . . . He began his NFL career in 1978 when he was selected in the draft by the Detroit Lions who were attracted by his record-setting career at the University of California . . . He was released by the Lions in training camp, however, and signed as free agent with the Oakland Raiders, December 12, 1978 . . . Breech was released by the Raiders, September 1, 1980, and was signed as a free agent by the Bengals November 25, 1980 . . . "He continues to be one of the most accurate kickers in football," coach Sam Wyche says . . . Breech also punts on occasion and is accurate in placing the ball in "coffin corner." . . . Breech uses his experience to counter any slumps and he hasn't had many . . . "Usually there's a good reason, and if I think through it I can usually come up with a good answer," Breech said. "The longer you do something, the more you learn about what you're doing and you can make adjustments. I'll go home and get it straightened out in my head as to what I felt I was doing wrong. It's usually just minor things. You go through the kick in your head, and as you do it mentally you try to feel what it was like physically, or what it should feel like. A lot of times for me it's tempo. I get to rushing the kick a little too much and that throws the timing off. The good thing about having done it for a while is I can usually pick up the problem pretty quickly." . . . Breech is one of the better athletes among the Bengals . . . He plays golf, softball and basketball and was offered a professional baseball contract before entering the NFL . . . He is an excellent golfer and uses the sport to help him analyze his kicking game . . . He thinks about kicking in terms of his golf stroke, then the whole concept is just like the golf swing — keeping your left side in, swinging up through the ball. You run into the same problem coming from outside in, coming across the ball and not keeping your head down. It's uncanny." . . . Two of Breech's finest efforts have come against the San Francisco 49ers . . . He was three-for-three in field goal attempts in Super Bowl XXIII and four-for-four against the 49ers in a regular season game in 1987 when he led the AFC in scoring with 97 points on 24 of 30 field goal attempts and 25 of 27 PAT tries . . . Breech has been four-for-four in field goal attempts four times in his career . . . He kicked five field goals against Houston in 1987 . . . Soccer style kicker although he never played soccer . . . He says he was impressed with soccer style kicker Jan Stenerud when he watched him kick for Montana State in the 1968 Camellia Bowl in Sacramento, Calif., where Breech grew up . . . Set Bengal season scoring record with 120 points on 24 of 33 field goal tries and 48 of 50 extra point attempts in 1985 to top his old record of 115 in 1981, the year the Bengals won the AFC championship and went on to Super Bowl XVI . . . Has won many games with winning field goals in the final moments or in overtime periods for the Bengals . . . Breech's 20-yard field goal gave Cincinnati a 20-17 overtime victory over Washington on the road to Super Bowl XXIII . . . His 32-yard field goal was the margin in the Bengals 30-27 win in overtime over the Chiefs in 1987 . . . Last season his 44-yard field goal

gave the Bengals a 34-31 victory over the Rams in overtime . . . He won a game against the Browns in 1984 with a field goal in overtime . . . Breech was an outstanding kicker for California where he holds many records including four field goals in one game . . . He was successful on 51 of 80 field goal attempts for the Golden Bears . . . Very diligent worker for charitable groups . . . A member of the Bengals Super Star Competition team which visits Greater Cincinnati area schools and speaks to the students at assemblies on the evils and detrimental effects of drugs . . . Breech was a speaker at the Cincinnati "Know to Say No" anti-drug rally for youths . . . Co-chairman with former Bengals' safety Robert Jackson in Cincinnati's "Take It To The Streets" Walk-A-Thon against substance abuse . . . Chairman of the Hamilton County Park's annual Family Fishing Festival which benefits the Muscular Dystrophy Association . . . Member of the Anderson Township Park Board . . . "I'm honored to be a member of the board," Breech says. "It's a great opportunity for me. We (my wife and family) spend a lot of time in the township parks for soccer games and just going to the playground for fun. "I think kids identify with me. There aren't too many football players they can look right in the eye." . . . Jim and his wife, Polly, have six children, Jimmy 16, Rebekah, 13, Ruthie, 10, John, 9, Daniel, 7 1/2, and Joseph, 6 . . . Born April 11, 1956 . . . Hometown is Sacramento, Calif. . . . Lives in Cincinnati.

JIM BREECH'S STATISTICS

SCORING

YEAR	TEAM	XP	XPM	FG	FGA	PTS.
1979	Oakland	41	4	18	27	95
1980	Cincinnati	11	1	4	7	23
1981	Cincinnati	49	2	22	32	115
1982	Cincinnati	25	1	14	18	67
1983	Cincinnati	39	2	16	23	87
1984	Cincinnati	37	0	22	31	103
1985	Cincinnati	48	3	24	33	120
1986	Cincinnati	50	1	17	32	101
1987	Cincinnati	25	2	24	30	97
1988	Cincinnati	56	3	11	16	89
1989	Cincinnati	37	1	12	14	73
1990	Cincinnati	41	3	17	21	92
TOTALS		459	22	201	284	1062

PUNTING

YEAR	TEAM	NO.	YDS.	AVG.	TB	IN 20	LG	BLK
1980	Cincinnati	2	67	33.5	0	0	37	0
1985	Cincinnati	5	153	30.6	0	2	43	0
1988	Cincinnati	3	64	21.3	1	1	30	0
1989	Cincinnati	2	58	29.0	1	1	32	0
1990	Cincinnati	1	34	34.0	1	0	34	0
TOTALS		13	376	28.9	3	4	43	0

PLAYOFF GAMES

SCORING

YEAR	TEAM	XP	XPM	FG	FGA	PTS.
1981(3)	Cincinnati	10	0	2	2	16
1988(3)	Cincinnati	7	7	3	3	16
1990(2)	Cincinnati	6	6	3	3	15
TOTALS		23	13	8	8	47

BREECH OT WINNER

Since placekicker Jim Breech joined the Bengals in 1980 he has delivered the winning field goal in overtime seven times.

DATE	OPPONENT	DISTANCE	SCORE
October 7, 1990	at LA Rams	44 yards	34-31
December 17, 1988	Washington	20 yards	20-17
December 6, 1987	Kansas City	32 yards	30-27
September 14, 1986	Buffalo	20 yards	36-33
December 12, 1984	at Cleveland	35 yards	20-17
September 27, 1981	Buffalo	28 yards	27-24
December 14, 1980	at Chicago	28 yards	17-14

60

MIKE BRENNAN

G-C 24 6-5 274
Notre Dame 2



Mike Brennan is a highly-regarded young offensive lineman who was drafted by the Cincinnati Bengals in the fourth-round in 1990 . . . "He learned a lot in his rookie year," says Cincinnati offensive line coach Jim McNally. "He played well in short yardage situations and should develop into an outstanding player because of all the physical abilities he possesses." . . . McNally hopes to work Brennan at guard and also at center during training camp . . . "He has the agility and balance for those positions, and I think he can become a center," McNally added. "He's not a 300-pounder, so he has more agility than those big guys. I envision him as a player who can get into an opponent with quickness and get good leverage . . . McNally says Brennan is still in the learning stages of becoming an offensive lineman. "He only played a year and a half on the offensive line at Notre Dame because he was a tight end for two and a half seasons," McNally pointed out. "So he's got that, plus a year with us. I think he's made excellent progress. He needs experience. He needs to play, and I'm sure he will." Brennan is happy with the Bengals . . . He got a lot of Plan B attention . . . "It just came down to the fact that I'm comfortable here. I feel like I can compete here for a job." . . . A very physical and intense blocker with extreme quickness and good agility . . . He excels blocking for the pass . . . Brennan made the Notre Dame football team as a "walk on" and earned a scholarship prior to the 1988 season . . . Before adding football to his sports fields of endeavor, Brennan was a defensive man in lacrosse when he weighed 180 pounds as a freshman at Notre Dame . . . He quickly added 80 pounds to his frame thanks to the Fighting Irish weight room . . . Brennan was captain of the football and lacrosse teams in his senior year . . . He is very popular with his teammates and at Notre Dame he was nicknamed Eddie Haskell (Leave It to Beaver) because he was the Irish resident mischief maker . . . In 1989, he won honorable mention on several All America teams after starting every game at left tackle and ranking fourth on the team in playing time . . . He was one of the big reasons the Irish averaged 287.7 yards rushing per game . . . He played guard for Notre Dame most of 1988 after beginning the season at tight end . . . He was an all-around athlete at Mount St. Joseph (Baltimore, Md.) High School, lettering in football, lacrosse and swimming . . . Holds an undergraduate degree from Notre Dame's College of Business and is currently pursuing his MBA degree . . . Works with the National Multiple Sclerosis Society, Food Bank and Salvation Army . . . Hobbies include movies, music and boats . . . He was born March 22, 1967 in Camp Pendleton, Calif. . . . Hometown is Easton, Md.

BENGALS ROAD HEADQUARTERS

DETROIT	Troy Marriott
GREEN BAY	Hyatt Regency Milwaukee
DENVER	Denver Marriott City Center
CLEVELAND	Sheraton Cleveland City Centre
DALLAS	Summit Hotel
BUFFALO	Buffalo Marriott
HOUSTON	Houston Marriott at the Astrodome
PHILADELPHIA	Philadelphia Airport Marriott
MIAMI	Ft. Lauderdale Marina Marriott
PITTSBURGH	Westin William Penn

21

JAMES BROOKS

RB 32 5-10 182
Auburn 11



Cincinnati's brilliant running back James Brooks, the team's alltime leading rusher, rushed for 1004 yards, averaging 5.2 yards an attempt, last season for the AFC Central Division champions . . . Brooks rushed for 100-yards or more twice — 105 against Pittsburgh and 201 against Houston — to take the alltime team lead in that category by doing it 15 times in six seasons with the Bengals . . . His 201-yards rushing output also is tops in a game in Cincinnati history . . . In playoff games, Brooks' playing time was curtailed because of a broken thumb, but he gained 46 yards on 17 carries . . . A big threat as a pass receiver, Brooks caught 26 for 269 yards, a 10.3 yards average, and four for touchdowns in 1990 . . . He also caught one in the playoffs for 22 yards . . . Brooks was selected for the Pro Bowl and was one of the major contributors in the AFC's victory over the NFC, 23-21 . . . He rushed for 36 yards and caught three passes for 47 yards in the AFC victory . . . Brooks became the Bengals' alltime leading rusher in 1990 . . . He has rushed for 5876 yards and passed Pete Johnson who rushed for 5421 yards for Cincinnati during the 1977-83 seasons . . . It's somewhat ironic that the Bengals traded Johnson to the San Diego Chargers in 1984 in exchange for Brooks . . . It resulted in being the best trade the Bengals have made . . . "Obtaining Brooks in a trade for Pete Johnson produced more than anyone with the Bengals realized at the time, Mike Brown, assistant general manager says. "When we traded for him you would have been a little daft to think he could reel off the kind of offensive numbers he has," Brown said. "But he has. James is a very good player and the numbers he's established have proven it." . . . Brooks rushed for the team record 201 yards in a 40-20 victory over the Houston Oilers last season . . . His record day included runs of 56, 45 and 40 yards . . . Brooks loves to cut back against aggressive defenses such as the Oilers . . . Brooks has been over 1000-yards rushing three times in his 10-year career . . . Brooks is a professional all the way and does not complain when his number of carries is limited . . . When asked why, he replied: "It's about growing up. If they don't give it to me, that's part of the game." . . . Brooks is extremely quick and needs little time to break free for a long run . . . "A half second," he said. "If I don't get through there in a half-second I'm dead." . . . Brooks doesn't get the notoriety he deserves, but he isn't bothered . . . "I don't worry about it," he said. "I just sit back and laugh. I know I can play. I live a nice, comfortable life. I'm not going to be one to complain. If it doesn't happen, it doesn't happen." . . . Brooks' career rushing statistics for 10 seasons — three with San Diego and seven with Cincinnati — are 7293 yards, on 1515 attempts, an average of 4.8 yards per carry and 47 touchdowns . . . In the pass receiving department, he has caught 334 for 3284 yards, 9.8 yards a reception, and 28 for touchdowns . . . Brooks was the Chargers first-round draft choice in 1981 after averaging 5.7 yards a carry at Auburn and he piled up big yardage rushing, pass receiving and returning kickoffs and punts for three seasons before being traded to Cincinnati . . . He is among 14 players in NFL history with 2000 or more yards in rushing, receptions and returns . . . An outstanding runner in high school and college, it took Brooks some time to develop his superb passing catching skills, mainly because he was never a prime target until he joined the Bengals . . . "I ran the ball in high school (Warner Robbins, Ga.) about 30 times a game," Brooks said. "At Auburn, we didn't believe in throwing the ball. I caught one pass, a little screen pass, my whole career. It was the only pass they threw to me." . . . Brooks' catching ability amazes quarterback Boomer Esiason . . . "J.B. makes catches that running backs just don't make," Esiason says. "He's got great hand-to-eye coordination, he's very smooth on his feet, and he knows where he is in relation to where defenders are." . . . Brooks is an extremely hard worker and has

excellent practice habits . . . He is all business . . . Being in the best of condition is one of his prime goals . . . "Being in condition is one thing I pride myself in," Brooks said, "I set my goals higher and higher each year. People look at me and say I'm getting older. What they don't know is that I also am getting faster. I push myself. I think I work harder in the off-season than I do in the regular season. I want to be the best in my field, I push myself hard so I know no one can push me as hard as I've already pushed myself. I've been really blessed to be able to do all the things that I can do." . . . Cincinnati coach Sam Wyche admires Brooks and the way he performs . . . "J.B.'s more than a running back," said Wyche. "He's also a wide receiver and blocking back. More important, though, he's a team player. He takes good care of himself, and he can run forever. He's one of those guys who is first on the practice field and stays," said Wyche. "He runs an extra 20 yards on every practice play and gives it everything he's got." . . . Brooks runs many gasers (sprints) at the end of practice sessions . . . "I push myself. I could go easy, but I push myself to run hard. I'm not satisfied to be 'all right.'" . . . When Brooks entered Auburn, top backs, Joe Cribbs and William Andrews were on the squad . . . "It didn't frighten me because I like competition," Brooks said. . . . Andrews became a blocker for Brooks and Cribbs . . . Brooks broke the Auburn career rushing record and his mark held until Bo Jackson topped it . . . "We've had some great backs here," said Auburn assistant coach Frank Young. "If I had to give the football to one once we got inside the 20-yard line, it'd be James Brooks, because he wants to cross that goal line." . . . Brooks is busy during the off-season doing other things in addition to his all-out conditioning program . . . He conducted his second "Who Dey Football Camp" for children at Mt. St. Joseph College . . . He also plays softball and basketball, bowls and does some traveling . . . He was an All-American at Auburn where his darting running style and explosiveness destroyed opponents . . . He also was selected to the high school All-America team while at Warner Robbins where he rushed for 45 TDs and more than 3000 yards in three seasons . . . Warner Robbins was 31-2 during his stay and was voted high school co-national champions with Cincinnati Moeller in 1976 . . . He and his wife, Simone, have a daughter, Jasmyn Raquel, 1 . . . Brooks was born December 28, 1958 . . . Hometown is Warner Robbins, Ga. . . . Lives in Villa Hills, Ky.

BROOKS IS BIG ENOUGH

James Brooks has had to listen to people say "he's too small" for a long time. His play in the National Football League has silenced most of them.

As a college freshman, Brooks went on the football field as a 150-pound halfback and many said he was too small to take the pounding of major college football, a criticism he has heard throughout his career.

Of course, JB proved his detractors wrong, became an All-American and was the top running back on an Auburn team that also included former NFL stars William Andrews and Joe Cribbs.

Brooks says his size, now 5-10, 180, is an asset.

"A lot of tacklers forget to wrap up the ball carrier in the pros, because they are so big they just think they can knock you down," says Brooks. "They look at me, and think they're just going to push me out of the way. But, it's not that easy, because I'm on the move at the same time. A lot of big defensive linemen hit you with their chest when they tackle you. They don't put their helmets to you and that's a big plus because I can bounce 20 yards down the field."

That's JB's approach to the game; always fight for those extra yards.

JAMES BROOKS GAME-BY-GAME IN 1990

OPPONENT	RUSHING				
	ATT.	YDS.	AVG.	LG	TD
New York Jets	15	67	4.5	18	0
@ San Diego	15	62	4.1	16	0
New England	12	37	3.1	11	1
@ Seattle	9	22	2.4	9	0
@ LA Rams	10	44	4.4	15	0

@Houston	7	20	2.9	5	0
@Cleveland	6	63	10.5	28	1
@Atlanta	6	7	1.2	6	1
New Orleans	5	72	14.4	35	0
Pittsburgh	20	105	5.3	21	0
Indianapolis	11	69	6.3	17	0
@Pittsburgh	20	81	4.1	14	1
San Francisco	10	43	4.3	17	0
@LA Raiders	12	27	2.3	5	0
Houston	20	201	10.1	56	1
Cleveland	17	84	4.9	25	0
TOTALS	195	1004	5.2	56	5

AFC PLAYOFF GAMES RUSHING

OPPONENT	ATT.	YDS.	AVG.	LG	TD
Houston	6	17	2.8	14	0
@LA Raiders	11	26	2.4	5	0
TOTALS	17	43	2.5	14	0

PASS RECEIVING

OPPONENT	NO.	YDS.	AVG.	LG	TD
New York Jets	2	8	4.0	5	1
@San Diego	2	16	8.0	10	1
New England	0	0	0.0	0	0
@Seattle	2	19	9.5	18	0
@LA Rams	7	109	15.5	30	2
@Houston	2	2	1.0	2	0
@Cleveland	1	2	2.0	2	0
@Atlanta	1	4	4.0	4	0
New Orleans	1	2	2.0	2	0
Pittsburgh	0	0	0.0	0	0
Indianapolis	5	74	14.8	35	0
@Pittsburgh	0	0	0.0	0	0
San Francisco	1	4	4.0	4	0
@LA Raiders	1	20	20.0	20	0
Houston	0	0	0.0	0	0
Cleveland	1	9	9.0	9	0
TOTALS	26	269	10.3	35	4

AFC PLAYOFF GAMES PASS RECEIVING

OPPONENT	NO.	YDS.	AVG.	LG	TD
Houston	0	0	0.0	0	0
@LA Raiders	1	22	22.0	22	0
TOTALS	1	22	22.0	22	0

PLAYOFF GAMES RUSHING

YEAR	TEAM	NO.	YDS.	AVG.	LG	TD
1990	Cincinnati	17	43	2.5	14	0

PASS RECEIVING

YEAR	TEAM	NO.	YDS.	AVG.	LG	TD
1990	Cincinnati	1	22	22.0	22	0

JAMES BROOKS' STATISTICS

RUSHING

YEAR	TEAM	NO.	YDS.	AVG.	LG	TD
1981	San Diego	109	525	4.8	28	3
1982	San Diego	87	430	4.9	48	6
1983	San Diego	127	516	4.1	61	3
1984	Cincinnati	103	396	3.8	33	2
1985	Cincinnati	192	929	4.8	39	7
1986	Cincinnati	205	1087	5.3	56	5
1987	Cincinnati	94	290	3.1	18	1
1988	Cincinnati	182	931	5.1	58	8
1989	Cincinnati	221	1239	5.6	65	7
1990	Cincinnati	195	1004	5.1	56	5
TOTALS		1515	7293	4.8	65	47

PASS RECEIVING

YEAR	TEAM	NO.	YDS.	AVG.	LG	TD
1981	San Diego	46	239	7.2	29	3

1982	San Diego	13	66	5.1	12	0
1983	San Diego	25	215	8.6	36	0
1984	Cincinnati	34	268	7.9	27	2
1985	Cincinnati	55	576	10.5	57	5
1986	Cincinnati	47	686	14.6	54	4
1987	Cincinnati	22	272	12.4	46	2
1988	Cincinnati	29	287	9.9	28	6
1989	Cincinnati	37	306	8.3	25	2
1990	Cincinnati	26	269	10.3	35	4
	TOTALS	334	3284	9.8	57	28

PASSING

YEAR	TEAM	ATT.	COMP.	PCT.	YDS.	AVG.	TD	LG	INT.
1985	Cincinnati	1	1	1.000	8	8.0	1	8	0

PUNT RETURNS

YEAR	TEAM	NO.	YDS.	AVG.	LG	TD
1981	San Diego	22	290	13.2	42	0
1982	San Diego	12	138	11.5	29	0
1983	San Diego	4	137	7.6	30	0
	TOTALS	38	565	13.8	42	0

KICKOFF RETURNS

YEAR	TEAM	NO.	YDS.	AVG.	LG	TD
1981	San Diego	40	949	23.7	47	0
1982	San Diego	33	749	22.7	47	0
1983	San Diego	32	607	19.0	47	0
1984	Cincinnati	7	144	20.6	37	0
1985	Cincinnati	3	38	12.7	15	0
1987	Cincinnati	2	42	21.0	23	0
1988	Cincinnati	1	-6	-6.0	-6	0
	TOTALS	118	2523	21.4	47	0

SCORING

YEAR	TEAM	TDs	TD-R	TD-P	TDRt	PTS.
1981	San Diego	6	3	3	0	36
1982	San Diego	6	6	0	0	36
1983	San Diego	3	3	0	0	18
1984	Cincinnati	4	2	2	0	24
1985	Cincinnati	12	7	5	0	72
1986	Cincinnati	9	5	4	0	54
1987	Cincinnati	3	1	2	0	18
1988	Cincinnati	14	8	6	0	84
1989	Cincinnati	9	7	2	0	54
1990	Cincinnati	9	5	4	0	54
	TOTALS	75	47	28	0	450

PLAYOFF GAMES

RUSHING

YEAR	TEAM	NO.	YDS.	AVG.	LG	TD
1988(3)	Cincinnati	26	102	3.9	26	0
1990(2)	Cincinnati	17	43	2.5	14	0
	TOTALS	43	145	3.4	26	0

PASS RECEIVING

YEAR	TEAM	NO.	YDS.	AVG.	LG	TD
1988(3)	Cincinnati	4	50	12.5	20	1
1990(2)	Cincinnati	1	22	22.0	22	0
	TOTALS	5	72	14.4	22	0

SCORING

YEAR	TEAM	TDs	TD-R	TD-P	TDRt	PTS.
1990(2)	Cincinnati	1	0	1	0	6

BROOKS' CINCINNATI RECORDS

Running back James Brooks has made some big marks in the Cincinnati Bengals' record book. He holds the following records:

CAREER RUSHING YARDAGE: 5876 yards

SEASON RUSHING YARDAGE: 1239 yards (1989)

GAME RUSHING YARDAGE: 201 yards (1990 vs. Houston)

GAMES RUSHED 100-YARDS OR MORE: 15 times

81

EDDIE BROWN

WR 28 6-0 185
Miami (Fla.) 7



Eddie Brown is among the top-flight wide receivers in the National Football League . . . Cincinnati Bengals' coach Sam Wyche says the team tries to devise as many ways to get the ball to him as possible . . . "He's a threat every time he handles the football," Wyche said. "He's an outstanding athlete." . . . Brown led the Bengals in pass receptions last season with 44 for 706 yards, 16.0 average, and nine for touchdowns . . . He also had four receptions for 32 yards in the two playoff games . . . In six seasons with the Bengals, Brown has caught 304 passes for 5309 yards, an average of 17.5 yards a catch, and 38 touchdowns . . . He's third on the Bengals' alltime pass reception list behind Isaac Curtis and Cris Collinsworth . . . Brown, the Bengals' first-round draft choice in 1985 after being an All-American at Miami (Fla.), holds the Cincinnati record for pass reception yards in a game with 216 on seven catches in a 42-7 victory over Pittsburgh in 1988 . . . Brown has all the assets a top receiver needs plus more . . . He has tremendous acceleration off the line of scrimmage, quickness, the ability to make leaping catches and run like a talented running back in the open field and a soft pair of hands . . . But, he's also an excellent blocker . . . "He's an outstanding blocker as well as a receiver," says Mike Stock, tight ends coach who coached the receivers last season. "He's as good a blocker at the wide receiver position as you can find anywhere in the NFL. If he has a blocking assignment, he fulfills his obligation. When a receiver or a running back breaks the line of scrimmage and goes into the open field, we can feel confident that Eddie Brown is going to make a good block for him for a few extra yards. He's always looking for the chance to cut somebody, knock them down and make them pay the price if we're not throwing the pass." . . . Brown enjoys the Bengals' offense and playing under Wyche . . . "The offense is an explosive offense," Brown says. "A receiver gets to do a lot. It's fun when it's clicking and moving down the field. He (Wyche) tends to put me in motion a lot, so I am able to move around and make adjustments on my own routes." . . . Brown, who is quiet, says his goals are to go back to the Super Bowl and win, break some more records and go to the Pro Bowl again (he went in 1989) . . . Brown was Week 2 AFC Offensive Player of the Week after he caught 10 passes for 178 yards and two touchdowns in the Bengals 21-16 victory over the Chargers in San Diego . . . He experienced the funniest moment in his career in that game. "It was a ball that was thrown to me and I thought I had it when my hands came down, but the ball hit me on the top of my head. As I turned around with my arms out, the ball just dropped right into my hands. I wasn't even looking. It was funny when I saw it on film after the game." . . . Brown was the consensus NFL Rookie of the Year in 1985 when he caught 53 passes for 942 yards, 17.8 yards average, and eight touchdowns . . . He is second in touchdown pass receptions in a season with nine twice (1988 and 1990), one short of 10 by Isaac Curtis in 1974 . . . Brown has caught 50 or more passes in four (1985, 86, 88, 89) of his six seasons . . . He missed the 50 mark in strike-shortened 1987 and in 1990 . . . Brown is one of seven Bengals ever to catch 50 or more passes in a season . . . He works with "play dough" to strengthen his hands . . . Brown says the most memorable moment of his career up to this point was a 69-yard touchdown pass reception against Washington in the last regular season game in 1988 . . . "We needed a win to clinch the home field advantage throughout the playoffs. We beat the Redskins 20-17 in overtime." . . . Brown was a brilliant receiver for the high-powered Miami Hurricanes . . . In three seasons, he caught 98 passes for 1754 yards, a 19.7 yards average per reception, and 14 for touchdowns . . . He is the first Miami player to gain 1000 yards in a season and holds the school's single game reception record of 10 . . . Brown attended Navarro Junior College in Corsicana, Texas, before enrolling at Miami . . . Played quarterback, defensive back

and returned punts and kickoffs at Miami Senior High School where he was an All-Florida selection . . . Hobbies include fishing, basketball, drawing and golf . . . His favorite food is red snapper, a Florida coast fish . . . Born December 18, 1962 . . . Hometown is Miami, Fla. . . Lives in Villa Hills, Ky.

EDDIE BROWN GAME-BY-GAME IN 1990

PASS RECEIVING

OPPONENT	NO.	YDS.	AVG.	LG	TD
New York Jets	2	34	17.0	24	1
@San Diego	10	178	17.8	30	2
New England	3	71	23.7	42	1
@Seattle	2	38	19.0	19	0
@LA Rams		DID NOT PLAY			
@Houston		DID NOT PLAY			
@Cleveland	3	51	17.0	23	0
@Atlanta	5	73	14.6	28	1
New Orleans	4	50	12.5	19	1
Pittsburgh	3	26	8.7	14	0
Indianapolis	4	68	17.0	21	2
@Pittsburgh	2	61	30.5	50	1
San Francisco	1	2	2.0	2	0
@LA Raiders	0	0	0.0	0	0
Houston	3	29	9.6	18	0
@Cleveland	2	25	12.5	19	0
TOTALS	44	710	16.1	50	9

AFC PLAYOFF GAMES

PASS RECEIVING

OPPONENT	NO.	YDS.	AVG.	LG	TD
Houston	2	14	7.0	9	0
@LA Raiders	2	18	9.0	15	0
TOTALS	4	32	8.0	15	0

EDDIE BROWN'S STATISTICS

PASS RECEPTIONS

YEAR	TEAM	NO.	YDS.	AVG.	LG	TD
1985	Cincinnati	53	942	17.8	68	8
1986	Cincinnati	58	964	16.6	57	3
1987	Cincinnati	44	608	13.8	47	3
1988	Cincinnati	53	1273	24.0	86	9
1989	Cincinnati	52	814	15.7	46	6
1990	Cincinnati	44	706	16.0	50	9
TOTALS		304	5309	17.5	86	38

RUSHING

YEAR	TEAM	NO.	YDS.	AVG.	LG	TD
1985	Cincinnati	14	129	9.2	35	0
1986	Cincinnati	8	32	4.0	17	0
1987	Cincinnati	1	0	0.0	0	0
1988	Cincinnati	1	-5	-5.0	-5	0
TOTALS		24	156	6.5	35	0

PUNT RETURNS

YEAR	TEAM	RET.	FC	YDS.	AVG.	LG	TD
1988	Cincinnati	10	7	48	4.8	13	0

SCORING

YEAR	TEAM	TDs	TD-R	TD-P	TDRt	S	PTS.
1985	Cincinnati	8	0	8	0	0	48
1986	Cincinnati	3	0	3	0	0	18
1987	Cincinnati	3	0	3	0	0	18
1988	Cincinnati	9	0	9	0	0	54
1989	Cincinnati	6	0	6	0	0	36
1990	Cincinnati	9	0	9	0	0	54
TOTALS		38	0	38	0	0	228

PLAYOFF GAMES

PASS RECEIVING

YEAR	TEAM	NO.	YDS.	AVG.	LG	TD
1988(3)	Cincinnati	5	67	13.4	23	0
1990(2)	Cincinnati	4	102	25.5	46	0
TOTALS		9	169	18.9	46	0

99

JASON BUCK

DE 27 6-5 264
Brigham Young 5



Jason Buck is a fifth-year defensive end who was the Cincinnati Bengals' No. 1 draft choice in 1987 . . . Buck, who has been a starter most of the time he has been with the Bengals, is an excellent pass rusher . . . In 1989, Buck led the Bengals in sacks with six and had 56 tackles — 42 solos and 14 assists . . . He also had six sacks in 1988, the season the Bengals won the AFC title and went to Super Bowl XXIII . . . Buck's playing time was down somewhat in 1990 when he had seven tackles, four assists and combined on a sack . . . He played much of the time as defensive end in the Bengals' nickel package which reduces the number of tackles . . . "They're all pass plays," Buck said. "You either get a sack or nothing." . . . Buck at 6-6 and 264-pounds is small for a defensive lineman and he has shown interest in becoming an outside linebacker . . . Buck has exceptional speed . . . "I work really hard in the weight room," he said. "In our weightlifting test, I'm always in the top couple of guys. I have no doubt about my strength, that's why I'm confident about my ability." . . . Buck wants to help the team in any way he can . . . "I still run a 4.7 40. I could run faster than that at a lighter weight and still be as strong." . . . Buck says he's eager to play . . . He is frequently split out as a spinner . . . He loves football . . . "I'm a kid who slept with a football when I was seven until I was 16," he said, "Just to remind myself that my goal was playing in the NFL. I wasn't just going to sit there and let that slip away. So much of this game is confidence, just believing you can do the job against established, veteran players. Learning the mental part of the game is the big thing." . . . Buck played at Ricks Junior College before transferring to Brigham Young in 1985 . . . He was chosen Junior College All-America at Ricks where he set numerous defensive records . . . His career at BYU was outstanding as he won All-America honors and the Outland Trophy in 1986 . . . He was selected the Western Athletic Conference's Player of the Year in 1985 and 1986 . . . Buck began his football days as a quarterback at Ricks . . . He left school to work and gained 45 pounds . . . When he returned to Ricks he was shifted from quarterback to the defensive line . . . He does public speaking and works with The Church of Jesus Christ of Latter Day Saints . . . His hobbies include genealogy, reading and family activities . . . His wife's name is Roxi and they have two children, Brittney, 5, and Tyson, 2 . . . Born July 27, 1963 . . . Hometown is St. Anthony, Idaho.

JASON BUCK'S STATISTICS

YEAR	TEAM	TACKLES	ASSISTS	TOTAL	SACKS	INT.	FUMBLES	OPP. REC.
1987	Cincinnati	3	1	4	2	0	0	0
1988	Cincinnati	25	10	35	6	0	0	0
1989	Cincinnati	39	11	50	6	0	0	0
1990	Cincinnati	7	4	100	0.5	0	0	0
TOTALS		74	26	100	14.5	0	0	0

PLAYOFF GAMES

YEAR	TEAM	TACKLES	ASSISTS	TOTAL	SACKS	INT.	FUMBLES	OPP. REC.
1988 (3)	Cincinnati	6	5	11	2	0	0	0
1990 (2)	Cincinnati	1	0	1	1	0	0	0
TOTALS		7	5	12	3	0	0	0

27

BARNEY BUSSEY

S 29 6-0 210
South Carolina State 6



Barney Bussey, a strong safety for four seasons, became the Cincinnati Bengals' starting free safety late in the 1990 season . . . Earlier in the season, Bussey had started four games at strong safety while David Fulcher was on injured reserve . . . "I had never played 'free' before," Bussey said. "Yeah, you kind of have to shift gears, especially moving from strong to free. At strong, when you read run you have to be slow because it might be a fake or a trick. You're the centerfielder so you have to back everybody else up." . . . Bussey has played so well for the Bengals in a backup role that it was difficult to keep him out of the starting lineup or off the field . . . "Barney played so well after David (Fulcher) was injured we just thought he was one of our better defensive players and we were going to have him in the game," defensive coordinator Dick LeBeau said . . . An aggressive, big play performer, Bussey had 47 tackles, nine assists and four pass interceptions which tied for tops for the team . . . He led the Bengals in two playoff games, with 12 solos and one on special teams . . . An outstanding special teams player, he had five tackles in that area during the regular season . . . In Week 11, Bussey was selected AFC Defensive Player of the Week for his play in a 27-3 victory over Pittsburgh when he returned a fumble 70 yards for a touchdown, made three tackles and broke up a pass . . . With time running out in the second quarter, Bussey tackled Steeler holder Jim Stryzinski inches from the goal line on a fake field goal . . . Coach Sam Wyche is exuberant in his praise of Bussey . . . "When he plays, he plays his level best and his level best is plenty good enough to win," Wyche says . . . When All-Pro Fulcher went on injured reserve with a shoulder separation Bussey was very sorry but welcomed the opportunity to play . . . "I'm getting a chance to show the type of player that I am," Bussey said. "I hate that it took somebody getting hurt to get the chance. But, I've been patient." . . . Said Wyche: "We'll miss David because he's a special kind of player, but Barney will come in there and play the strong safety position as well as any other starter in the league. Everything we've asked him to do, he's done it and done it well," Wyche continued. "He's just a dedicated football player. This is not a step down in talent because of the way he approaches the game." . . . Bussey does it all as far as defensive jobs go . . . He blitzes, he covers, he goes down on kickoffs, and in fact, he also returns kickoffs from time to time . . . Keeps himself in top shape and at 6-0, 205-pounds has a unique combination of speed and size . . . LeBeau says Bussey is good at reading plays and gets an excellent break on the ball . . . "Barney is a fine football player with excellent work habits," LeBeau says. "If all your players were like Barney, you wouldn't lose many games." . . . Bussey is one of the Bengals busiest workers in the weight room . . . "You have to keep your body in condition," he says. "Plus, if you get a serious injury, it might not take as long to heal if you are strong. I work out year-round." . . . Bussey is quiet, unassuming and totally responsible . . . He can be counted on to give maximum effort and usually gets outstanding results . . . At South Carolina State, Bussey was an outstanding defensive back and, in addition, blocked five punts and returned a kickoff 101 yards and a punt 98 yards, both for touchdowns . . . Cincinnati drafted him in the fifth round in 1984, but he signed with the Memphis Showboats in the USFL . . . He joined the Bengals in training camp in 1986 . . . He was away from football for a year and a half before coming to the Bengals . . . Hobbies include softball, golf, basketball, fishing, hunting, and working with children . . . He's active in Athletes in Action and is a member of a group of Bengals who visit Cincinnati area schools to meet with the students and discuss the dangers of drugs and alcohol . . . Barney and his wife, Beverly, have a daughter, Breana, 4 . . . Born May 20, 1962 . . . Hometown is Lincolnton, Ga. . . Lives in Cincinnati.

BARNEY BUSSEY'S STATISTICS

YEAR	TEAM	TACKLES	ASSISTS	TOTAL	SACKS	INT.	FUMBLES	OPP. REC.
1986	Cincinnati	19	5	24	1	1		0
1987	Cincinnati	26	13	39	2	1		0
1988	Cincinnati	21	4	25	4	0		1
1989	Cincinnati	20	5	25	1.5	0		0
1990	Cincinnati	47	9	56	2	4		1
TOTALS		133	36	169	10.5	6		2

PASS INTERCEPTIONS

YEAR	TEAM	NO.	YDS.	AVG.	LG	TD
1986	Cincinnati	1	19	19.0	19	0
1987	Cincinnati	1	0	0.0	0	0
1989	Cincinnati	1	0	0.0	0	0
1990	Cincinnati	4	37	9.3	18	0
TOTALS		7	56	8.0	19	0

KICKOFF RETURNS

YEAR	TEAM	NO.	YDS.	AVG.	LG	TD
1987	Cincinnati	21	406	19.3	34	0
1988	Cincinnati	7	83	11.9	22	0
TOTALS		28	489	17.1	34	0

SCORING

YEAR	TEAM	TDs	TD-R	TD-P	TDRT	PTS
1990	Cincinnati	1	0	0	1	6

SPECIAL TEAMS

YEAR	TEAM	TACKLES	ASSISTS	TOTAL
1988	Cincinnati	14	0	14
1989	Cincinnati	9	1	10
(Recovered punt blocked by Eric Thomas against Detroit, Nov. 19 for a touchdown)				
1990	Cincinnati	3	2	5
TOTALS		26	3	29

PLAYOFF GAMES

YEAR	TEAM	TACKLES	ASSISTS	TOTAL	SACKS	INT.	FUMBLES	OPP. REC.
1988 (3)	Cincinnati	9	0	9	0	0		0
1990 (2)	Cincinnati	12	0	12	0	0	0	
TOTALS		21	0	21	0	0		

SPECIAL TEAMS

YEAR	TEAM	TACKLES	ASSISTS	TOTAL
1988 (3)	Cincinnati	4	0	4
1990 (2)	Cincinnati	1	0	1
TOTALS		5	0	5

45

CARL CARTER

CB 27 5-11 180
Texas Tech 6



Carl Carter came to the Cincinnati Bengals shortly before the opening of the 1990 regular season from the Phoenix Cardinals in exchange for linebacker Chris Chenault . . . He did a good job in his first season with the Bengals and fifth in the National Football League . . . Carter and Rod Jones, also obtained in a trade, plugged some holes in the Cincinnati secondary early in the season . . . "They did a really good job for us," defensive coordinator Dick LeBeau said. "Both of them got here extremely late and had to get a little on-the-job training, pick up the system in the games."

... Carter helps give the Bengals an extremely fast defensive secondary ... He was a trackman at Texas Tech and runs the 40-yard dash in 4.34 ... Carter started 11 games for the Bengals last season and will be battling for a permanent starting spot in 1991 ... Carter learned the Cincinnati system quickly because he experienced a similar situation when he stepped into a starting role as a rookie when the Cardinals were in St. Louis ... "My rookie year (1986) in St. Louis, it took me a whole year just to get the terminology down," Carter recalled ... Carter was not unknown to the Bengals' coaching staff when he came to Cincinnati ... LeBeau worked him out prior to the 1986 draft and was impressed and termed him "a good prospect." ... Carter was recommended highly by special teams coach Marv Braden who was with him with the Cardinals for four seasons ... He uses his speed to provide good coverage and he is an exceptional tackler ... He had 47 tackles, 38 solos and 19 assists, plus three enemy fumble recoveries for the Bengals last season ... While with the Cardinals he had 39 tackles in 1986, 51 in 1987, 60 in 1988 and 63 in 1989 ... He also had seven pass interceptions for the Cardinals ... He was drafted by the Cardinals in the fourth round in 1986 out of Texas Tech where he was an outstanding defensive back ... Carter was a starter for Phoenix for four consecutive seasons ... He is a good special teams player ... Carter set the Texas Tech 100-meter track record with 10.12 second timing, competing against such world class sprinters as Carl Lewis, Harvey Glance and Kelvin Smith in meets ... Earned honorable mention All-America in 1985 and first team All-Southwest Conference honors both junior and senior seasons. His nine career pass interceptions rank fourth in Texas Tech history ... Born in Ft. Worth, Texas, where he excelled in football and track ... Born March 7, 1964 ... He and his wife, Felicia, have two sons, Carl Jr., 8 and Christopher, 4.

CARL CARTER'S STATISTICS

YEAR	TEAM	TACKLES	ASSISTS	TOTAL	SACKS	INT.	FUMBLES	REC. OPP.
1986	Phoenix	38	1	39	0	2	1	
1987	Phoenix	51	0	51	0	1	1	
1988	Phoenix	55	5	60	0	3	0	
1989	Phoenix	52	11	63	0	1	0	
1990	Cincinnati	38	19	47	0	0	3	
TOTALS		234	36	260	0	7	5	

PASS INTERCEPTIONS

YEAR	TEAM	NO.	YDS.	AVG.	LG	TD
1986	Phoenix	2	12	6.0	0	0
1987	Phoenix	1	0	0.0	0	0
1988	Phoenix	3	0	0.0	0	0
1989	Phoenix	1	0	0.0	0	0
TOTALS		7	12	1.7	0	0

KICKOFF RETURNS

YEAR	TEAM	NO.	YDS.	AVG.	LG	TD
1986	Phoenix	2	21	10.5	14	0

PUNT RETURNS

YEAR	TEAM	NO.	YDS.	AVG.	LG	TD
1986	Phoenix	1	0	0.0	0	0

SPECIAL TEAMS

YEAR	TEAM	TACKLES	ASSISTS	TOTAL
1990	Cincinnati	2	0	2

PLAYOFF GAMES

YEAR	TEAM	TACKLES	ASSISTS	TOTAL	SACKS	INT.	FUMBLES	REC. OPP.
1990(2)	Cincinnati	1	0	1	0	0	0	

SPECIAL TEAMS

YEAR	TEAM	TACKLES	ASSISTS	TOTAL
1990(2)	Cincinnati	1	0	1

57

BERNARD CLARK

LB 24 6-2 248
Miami (Fla.) 2



Bernard Clark was a third-round draft choice in 1990 from powerful Miami (Fla.) and he has the potential to become a good National Football League linebacker . . . His rookie year was a learning season . . . He contributed nine tackles in regular season play and another with special teams . . . "He's what we call a 'nubber,'" says Paul Brown, vice president and general manager of the Bengals. "He represents something we want to improve on, which is stuff the run. We've been suffering on early downs." . . . Clark should challenge for a starting job next season . . . He's a highly-intense player who played middle linebacker on the national championship Miami Hurricane's team in 1989 . . . Clark gives the Bengals bulk at linebacker . . . "The drafting of James Francis and Bernard Clark moved us from being average or below average in size to one of the biggest linebacker corps in the league," coach Sam Wyche said . . . He's a big, powerful player and is effective against the run . . . "He's the kind of player with dimensions that you use as an inside linebacker when you're talking about a run stopper," linebackers' coach Dick Selcer said . . . Clark has been called up to plug holes with his wide body in high school and college . . . "Since I've been in high school, coaches have looked for me to stop the run," Clark remarked . . . And he did just that at Miami . . . He is an emotional player and was considered the inspirational field leader of the Miami defense . . . "I get excited about big hits," says Clark, "that's the way I play the game." . . . Versatile, tenacious and a big-play man in college . . . An inside force . . . All-America honorable mention in his senior year for the Hurricanes . . . His big game of the season came in a 27-10 victory over Notre Dame when he accounted for a season high 18 tackles — 13 solos — and had a 50-yard pass interception return to set up a touchdown . . . He was named Most Valuable Player following Miami's 20-14 win over Oklahoma in the Orange Bowl after the 1987 season . . . The victory gave the Hurricane's the national title . . . Clark holds a degree in business management from Miami and is now in graduate school . . . Born January 1, 1967 . . . Hometown is Tampa, Fla.

BERNARD CLARK'S STATISTICS

YEAR	TEAM	TACKLES	ASSISTS	TOTAL	SACKS	INT.	FUMBLES	REC. OPP.
1990	Cincinnati	7	2	9	0	0	0	0

		SPECIAL TEAMS		
YEAR	TEAM	TACKLES	ASSISTS	TOTAL
1990	Cincinnati	1	0	1

62

ERIC CRIGLER

G-T 23 6-5 295
Murray State 1



Eric Crigler was the Bengals' 10th round draft choice in 1990 and was a member of the practice squad throughout the regular season . . . He was activated for the second round playoff game against the Los Angeles Raiders . . . Crigler is anxious to earn a

spot on the regular roster . . . "When you are on the practice squad, you feel you are a part of the team," Crigler said, "but you're not out there and you can't have an effect on the game." . . . Crigler has improved his skills since becoming a Bengal . . . "I would like to keep going with it," he said. "I think I've improved a lot. I think I've learned a lot from watching our linemen, and it's great that when I have a question to ask, I can ask somebody like Anthony Munoz (All-Pro tackle). I'm not the best athlete in the world, so I've got to use the right techniques. I've taken it on myself to try to do that. I've also got one of the most highly-respected line coaches in the business in Jim McNally." . . . Crigler turned down Plan B offers to remain with the Bengals . . . "It just wasn't worth it to leave a team where I know the system and they know me," Crigler said . . . The young offensive lineman says McNally has "talked about me playing all five spots." . . . He said he didn't want to go to another team because he'd be a rookie all over again . . . "Besides, my father's bought too much Bengals' paraphernalia." Crigler joked . . . McNally says Crigler "is a great kid, very smart, strong and works hard. He needs to lose a little weight. He's not fat, but he needs to pick up a little quickness. He'll have a chance to make the squad." . . . McNally says Crigler is somewhat in the mold of center Bruce Kozerski, an academic All-American at Holy Cross when he was drafted in the ninth-round by Cincinnati 1984 . . . Crigler was All Ohio Valley Conference three seasons in a row and honorable mention All-America as a senior . . . He's a good pass blocker . . . He went to Murray State on an academic scholarship and made the football team as a "walk on." . . . Crigler is working toward a masters' degree in business administration . . . His hometown is Louisville, Ky., where he played for Ballard High School . . . Born June 3, 1967.

29

RICKEY DIXON

S **24** **5-11** **191**
Oklahoma **4**



Rickey Dixon put together a good season in 1990 despite having arthroscopic surgery on his right knee on August 14 and suffering a broken right leg against San Francisco on December 9 which ended his season . . . He came back after knee surgery, recuperated well and performed in fine fashion until he broke his leg . . . He is back at free safety where he would like to stay . . . "Really, I'd like to never play corner again and just stay at free safety. I can play corner, but I'd like to see the day that I can stay at safety for good." . . . Coach Sam Wyche agrees safety is Dixon's best position . . . "We brought him here to play corner," Wyche pointed out. "But his best position is safety. He likes it back there. That's where he played in college and that's where he's most comfortable. We're covered at corner. The only time we'll think about putting him there is if we have a total need and nobody else can play." . . . The Bengals' No. 1 draft choice in 1988, Dixon is a good, hard-hitting tackler and a speedster who provides excellent coverage . . . "I feel that for a guy who weighs just over 180 pounds, that I deliver a pretty good hit. If I weighed a little more and was a little bit bigger, there's no doubt in my mind that I would be considered one of the hardest hitters in the league." . . . In 1990, Dixon had 34 tackles — 28 solos and six assists . . . He also had two tackles on special teams . . . He was second in team tackles in 1989 with 103 tackles and was the leader in unassisted stops with 70 . . . He also had three pass interceptions in 1989, a season he was free of injuries . . . "Free safety's my home," Dixon says. "That's where I've played throughout my career. At free safety, I can use my natural instincts. I am more comfortable back there and I feel I can help the team more at free safety." . . . Defensive coordinator Dick LeBeau sums up Dixon this way: "He's exciting. He's got tremendous speed and he's a tackler." . . . "Dixon covers from sideline to sideline," Wyche says. "He's got instincts back there. He breaks to the

ball." . . . Dixon is quiet off the field . . . His nickname is "The Ruler" and he's called "Smooth" and "Silk" by wide receiver Eddie Brown for his style of play . . . He is the only defensive back ever selected in the first-round by the Bengals . . . Excels on one-on-one situations . . . In 1987 while at Oklahoma, Dixon shared the Jim Thorpe Award, presented annually to the best college defensive back, with the University of Miami's (Fla.) Bennie Blades . . . He was a consensus All-America at Oklahoma . . . Born December 26, 1966 . . . Hometown is Dallas, Texas.

RICKEY DIXON'S STATISTICS

YEAR	TEAM	TACKLES	ASSISTS	TOTAL	SACKS	INT.	FUMBLES	OPP. REC.
1988	Cincinnati	29	0	29	0	1	0	0
1989	Cincinnati	84	19	103	0	3	1	1
1990	Cincinnati	28	6	34	0	0	0	0
TOTALS		141	25	166	0	4	1	1

PASS INTERCEPTIONS

YEAR	TEAM	NO.	YDS.	AVG.	LG	TD
1988	Cincinnati	1	13	13.0	13	0
1989	Cincinnati	3	47	15.7	28	0
TOTALS		4	60	15.0	28	0

SPECIAL TEAMS

YEAR	TEAM	TACKLES	ASSISTS	TOTAL
1988	Cincinnati	11	1	12
1989	Cincinnati	5	0	5
1990	Cincinnati	2	0	2
TOTALS		18	1	19

PLAYOFF GAMES

YEAR	TEAM	TACKLES	ASSISTS	TOTAL	SACKS	INT.	FUMBLES	OPP. REC.
1988 (3)	Cincinnati	4	1	5	0	0	0	0
1990 (2)	Cincinnati	0	0	0	0	0	0	0
TOTALS		4	1	5	0	0	0	0

A DREAM CAME TRUE

"I can remember playing football at a friend's house when I was a little kid," Bengals' free safety Rickey Dixon said. "We always used to play there. His name was Ronnie. His mother, Jackie, always asked the kids what we wanted to be when we grew up. Some kids would say a fireman, or a race-car driver. I always said I wanted to be a football player and play in front of big crowds of people. This is what I always wanted to do. This is my dream."

BENGALS, RAMS PRODUCE NFL FIRST

The Bengals — Rams game last season produced a National Football League first when five receivers topped 100 yards on receptions. For the Bengals who won the game 34-31 in overtime, tight end Rodney Holman caught 10 passes for 161 yards, wide receiver Tim McGee, eight for 142 yards, and running back James Brooks, seven for 109 yards and two touchdowns. For the Rams, wide receiver Willie Anderson caught seven passes for 144 yards and a touchdown and wide receiver Henry Ellard also caught seven for 100 yards.

WHY BOOMER?

His name is Norman Esiason and they call him Boomer. Let his father tell you why. "Our first two children were girls," Norman Esiason Sr., says. "My wife's third pregnancy was so different. The baby was kicking all the time. I said, 'This can't be a girl. It's got to be a boomer because he's kicking too much.' In my day, the punter was always called the boomer. Two or three people overheard me and picked up on it. Whenever they called they'd ask, 'How's Boomer doing?' It's a real life story. He had his nickname before he was born."

7

BOOMER ESIASON

QB 30 6-5 220
Maryland 8



Boomer Esiason, one of the most exciting and productive quarterbacks in the National Football League, is beginning his eighth season with the Cincinnati Bengals . . . Esiason set the Bengals' record for passing yardage with 490 yards against the Los Angeles Rams in a 34-31 overtime road victory last season . . . He completed 31 of 45 passes, three for touchdowns and had no interceptions . . . His season totals were 224 of 402 for 2931 yards, 55.7 percent, 24 touchdowns and 22 interceptions . . . In the two playoff games, Esiason was 22 of 35 for 254 yards, 69.2 percentage, three touchdowns and no interceptions . . . His career totals for Cincinnati are: Passing, 2686 attempts, 1520 completions, 56.6%, 21,381 yards, 150 touchdowns, 98 interceptions; Rushing, 286 attempts, 1231 yards, 4.3 yards average, five touchdowns; Punting, four for 120 yards, 30 yards average . . . Esiason who was voted to the Pro Bowl following the 1988 and 1989 seasons, has passed for 400 yards or more in a game three times — 490 against the Los Angeles Rams last season to set a club record, 425 against the New York Jets in 1986, and 409 against Pittsburgh in 1985 . . . He has passed for 300 yards or more in 17 games . . . Esiason has passed for touchdowns five times, a club record, in two games — vs. Tampa Bay in 1988 and vs. New York Jets in 1986 . . . He won the NFL Most Valuable Player Award in 1988 after leading the Bengals to the AFC Championship and into Super Bowl XXIII . . . He was a consensus All-Pro in 1988 . . . "Boomer Esiason is in his prime," Wyche said. "As a young quarterback, he showed the promise that he is now fulfilling. His leadership, as well as his technical skill, makes the 1991 season an exciting one to look forward to by fans, coaches and players alike." . . . Esiason has an "exceptional overview of the game and he is able to help others," says All-Pro tackle Anthony Munoz . . . Many times Esiason attends meetings of the offensive linemen, watches films with them and discusses the game with all the players . . . "I'm not going to tell you I'm the next Einstein," Esiason said, "but I've got common sense and I'm quick on my feet, and that's good to have in football. I have a lot of confidence in myself as a person and as a player, and that has come through some hard lumps. I'm into football in all areas and want to help in any and all the ways I can." . . . Esiason puts the heat on himself when the Bengals are not going as well as he thinks they should . . . "I think that's part of playing quarterback, of having an ego not so fragile that you can't take a little heat," Esiason said. "I've never backed down from my responsibility as a quarterback. I'll never, ever publicly or privately, put a bad performance by myself on other players. I don't think that's expected of me around here." . . . Esiason fits perfectly with the Bengals' style of attack . . . "He has one of the best throwing arms in the game," Wyche said. "He has a strong arm and is accurate and has mobility." . . . Kansas City coach Marty Schottenheimer, former Cleveland coach, says preparing for Esiason is what it must be like in the NBA getting ready for Michael Jordan "because Boomer can do so many things with the ball." . . . Second-round draft choice from Maryland in 1984 and was the first quarterback selected . . . He started four games in his rookie season and became the fulltime starter in 1985 . . . He compiled the best passing records in Maryland history, rewriting the Terps' record book . . . His career totals were 461 completions of 850 passes for 54.2%, 6259 yards, 42 touchdowns and 27 interceptions . . . Esiason is a definite leader and has the ideal makeup for a quarterback . . . He's a strong player who plays with injuries . . . Esiason's statistics were off somewhat in 1990, but the top people in the Bengals' organization weren't worrying . . . "Statistically, he's not doing as well, he knows that," said Mike Brown, assistant general manager, during the season. "The interceptions are up. We

haven't thrown the ball in 1990 as well as we have in recent seasons. Notwithstanding all of that, if he gets us to the playoffs he's done his job. (He did.) His job is to win football games, not statistical appraisal." . . . Wyche said: "He's standing there with the ball in his hands, so every time something goes wrong he is partly responsible in the fans' eyes. He's had some weeks that were not among his best, but they haven't been disaster weeks and they haven't been anything virtually any other quarterback in the league goes through." . . . Esiason, along with quarterback Dan Marino of Miami and Warren Moon of Houston, was an analyst for USA Network television coverage of the World League of American Football in its opening season in 1991 . . . Esiason is a national spokesman for the National Arthritis Foundation and has hosted a golf tournament for the organization for the last six years . . . Active member of the Long Island Celebrity Golf tourney which benefits numerous charities . . . "Bengals Man-of-the-Year" in 1987 for his contributions to charitable causes . . . Winner of the "Marge Schott (Cincinnati Reds' owner) Citizen of the Year Award" in 1986 at the Arthritis Foundation's benefit "Auction Aperitif" . . . Honored by the National Association for Sports and Physical Education . . . Color analyst for television on coverage of the World Football League . . . Appeared as a guest on numerous television shows including "The David Letterman Show" . . . One of the owners of the Waterfront Restaurant in Northern Kentucky . . . Boomer and his wife Cheryl have a son, Gunnar . . . Esiason was born April 17, 1961 . . . Hometown is East Islip, N.Y. . . . Lives in Villa Hills, Ky.

BOOMER ESIASON'S STATISTICS

PASSING

YEAR	TEAM	ATT.	COMP.	PCT.	YDS.	TD	LG	INT.
1984	Cincinnati	102	51	50.0	530	3	36	3
1985	Cincinnati	431	251	58.2	3443	27	68	12
1986	Cincinnati	469	273	58.2	3959	24	57	17
1987	Cincinnati	440	240	54.2	3321	16	61	19
1988	Cincinnati	388	223	57.5	3572	28	69	14
1989	Cincinnati	455	258	56.7	3525	28	74	11
1990	Cincinnati	425	224	55.7	3031	24	53	22
	TOTALS	2710	1520	56.6	21,381	150	69	98

RUSHING

YEAR	TEAM	NO.	YDS.	AVG.	LG	TD
1984	Cincinnati	19	63	3.3	9	2
1985	Cincinnati	31	98	3.2	20	1
1986	Cincinnati	44	146	3.3	23	1
1987	Cincinnati	52	241	4.6	19	0
1988	Cincinnati	43	248	5.8	23	1
1989	Cincinnati	47	278	5.9	24	0
1990	Cincinnati	50	157	3.1	21	0
	TOTALS	286	1231	4.3	24	5

PUNTING

YEAR	TEAM	NO.	YDS.	AVG.	TB	IN 20	LG	BLK
1986	Cincinnati	1	31	31.0	0	1	31	0
1987	Cincinnati	2	68	34.0	0	1	41	0
1988	Cincinnati	1	21	21.0	0	0	21	0
	TOTALS	4	120	30.0	0	2	41	0

SCORING

YEAR	TEAM	TDs	TD-R	TD-P	TDRt	PTS.
1984	Cincinnati	2	2	0	0	12
1985	Cincinnati	1	1	0	0	6
1986	Cincinnati	1	1	0	0	6
1988	Cincinnati	1	1	0	0	6
	TOTALS	5	5	0	0	30

BOOMER BOOMS RAMS

Boomer Esiason's 490 passing yards against the Los Angeles Rams in a 34-31 overtime win last season is the seventh best yardage total in National Football League history and the most since Miami's Dan Marino threw for 521 yards against the New York Jets October 23, 1988. Esiason has two other 400-yards plus passing games. He passed for 409 yards against Pittsburgh in 1987 and for 425 yards vs. the New York Jets in 1986. Esiason has passed for 300 yards plus 17 times.

BOOMER ESIASON'S 400-YARD GAMES

1990

OPPONENT	ATT.	COMP.	YDS.	TKD/YDS	TD	LG	INT.
L.A. Rams	45	31	490	1/7	3	32	0

1987

OPPONENT	ATT.	COMP.	YDS.	TKD/YDS	TD	LG	INT.
Pittsburgh	53	30	409	5/36	0	49	3

1986

OPPONENT	ATT.	COMP.	YDS.	TKD/YDS	TD	LG	INT.
New York Jets	30	23	425	2/9	5	49	1

BOOMER ESIASON'S 300-YARD GAMES

1989

OPPONENT	ATT.	COMP.	YDS.	TKD/YDS	TD	LG	INT.
Pittsburgh	27	16	328	0/0	2	45	0
Detroit	39	30	399	1/3	3	55	1
Houston	27	20	326	2/7	4	74	0
Minnesota@	54	31	367	6/58	3	65	3

1988

OPPONENT	ATT.	COMP.	YDS.	TKD/YDS	TD	LG	INT.
Philadelphia	32	20	363	1/10	4	78	1
LA Raiders	28	21	332	0/0	3	37	0
Pittsburgh	23	16	318	0/0	3	86	2

1987

OPPONENT	ATT.	COMP.	YDS.	TKD/YDS	TD	LG	INT.
Pittsburgh@	32	20	303	1/11	2	43	2
Houston	41	26	387	1/4	2	46	2
Kansas City	44	28	368	1/9	2	26	0
Cleveland@	39	22	361	1/9	1	54	2

1986

OPPONENT	ATT.	COMP.	YDS.	TKD/YDS	TD	LG	INT.
Seattle	33	22	334	1/14	1	57	1
Denver@	30	21	306	1/4	2	46	1

1985

OPPONENT	ATT.	COMP.	YDS.	TKD/YDS	TD	LG	INT.
San Diego	44	26	320	3/24	3	26	2
Houston@	52	30	383	4/29	3	39	3
Houston	24	18	320	1/3	3	64	0
Washington	39	22	357	3/35	2	56	2

ESIASON'S CAREER PASSING VS. EACH OPPONENT

	GAMES	ATT.	COMP.	PCT.	YDS.	AVG. GAIN	TD	INT.	SACKED
Atlanta	3	67	34	50.7	367	5.5	1	2	3/3
Buffalo	5	106	60	56.6	840	7.9	5	3	5/42
Chicago	2	66	32	48.5	396	6.0	2	0	6/56
Cleveland	13	289	152	52.2	2044	6.1	12	12	17/128
Dallas	2	54	31	57.4	470	8.70	6	0	2/9
Denver	1	30	21	70.0	306	10.20	2	1	1/4
Detroit	2	66	43	65.2	566	8.4	3	2	2/4
Green Bay	1	24	15	62.5	207	8.63	3	0	3/24
Houston	13	363	213	58.6	3115	8.6	21	14	24/172
Indianapolis	3	92	51	55.4	658	7.2	4	3	9/72
Kansas City	4	121	67	55.4	940	7.77	5	2	7/71
L.A. Raiders	4	80	46	57.1	659	8.2	4	0	5/44
L.A. Rams	1	45	31	68.0	490	10.9	3	0	1/7
Miami	2	61	34	55.1	422	6.92	2	1	4/52
Minnesota	2	79	48	60.7	619	7.81	4	4	7/62
New England	5	150	81	54.0	1238	8.3	9	7	9/66
New Orleans	3	75	33	44.0	309	4.1	3	2	9/71
N.Y. Giants	1	24	15	62.5	193	8.0	3	2	4/36
N.Y. Jets	6	147	82	55.8	1301	8.9	12	6	13/93
Philadelphia	1	32	20	62.5	363	11.34	4	1	1/10
*Phoenix	2	38	24	63.2	356	9.37	4	1	3/22
Pittsburgh	13	346	204	59.0	2718	8.4	17	14	22/196
San Diego	3	97	56	57.7	748	7.7	8	5	10/84
San Francisco	2	49	26	53.1	294	6.0	2	2	5/28
Seattle	3	100	54	54.0	722	7.2	2	3	10/80
Tampa Bay	1	28	17	60.7	197	7.08	5	0	1/1
Washington	2	58	32	55.2	544	9.38	4	2	4/39

*Phoenix totals include one game vs. St. Louis.

BOOMER'S PASSES HELP CHILDREN

CINCINNATI, Ohio. – Boomer's 1991-92 pass performance will once again raise money for the highly successful Caring Program For Children. For the second season in a row, every time Boomer Esiason completes a pass or throws a touchdown, Cellular One will make a donation to the Irene Esiason Fund, in memory of Boomer's mother who died of cancer when he was five years old. As with all donations to the Caring Program, Community Mutual Blue Cross & Blue Shield will match Cellular One's donation throughout the season.

The Irene Esiason Fund raises money for the Caring Program For Children which provides routine medical health care for children throughout Ohio. Last season, Esiason's performance raised \$67,700 for the program, which enrolled almost 300 children into the Caring Program throughout the Greater Cincinnati area.

According to J. Barclay Knapp, Cellular One's chief executive officer, "Our partnership with the Caring Program For Children means that Boomer and the Bengals' success directly contributes to the maintenance of quality health care for area children – what better reason for all of us to root for our home team?"

"When I knew there was an opportunity that I could contribute, I jumped at it," explained Boomer Esiason, quarterback for the Cincinnati Bengals. "I know if my mom were alive, that's what she would want me to do."

Boomer Esiason is the official spokesperson for Cellular One.

BOOMER CREDITS ROSS

Boomer Esiason says Georgia Tech coach Bobby Ross is the reason he is in the National Football League.

"I thank him for the resurgence of my college career," said Esiason, who played for Ross at Maryland. "I was mired in an offense where we pitched the sweep and I'd lead around the corner. He came in and brought the pro-style offense where it utilized my skills as a thrower and made me read defenses. It got me ready for the pro-game."

Ross led the Rambling Wreck to an undefeated season in 1990.

"We're very aware of what each other is doing," Esiason added. "When kids tell me they're thinking of going to Georgia Tech, I tell them they better go there. Bobby's a guy who takes the academic end of coaching and the integrity part of it just as seriously as the game part of it. Good things happen to great people. He deserves all the success he's getting."



LEADER IN TACKLES, SACKS IN '90

Cincinnati linebacker James Francis.

50

JAMES FRANCIS

LB 23 6-5 252
Baylor 2



James Francis was an outstanding first-round draft selection for the Cincinnati Bengals in 1990 . . . The big linebacker from Baylor did everything he was asked to do and more . . . He was one of the very top rookies in the National Football League and won numerous honors . . . "What more could he have done?" linebacker coach Dick Selcer asked. "He rushed. He covered. He played special teams. And he hasn't said a word." . . . Francis does all his talking on the football field . . . He led the Bengals in tackles with 78 — 63 solos and 15 assists . . . He also had eight sacks and returned a pass interception 17 yards for a touchdown against Cleveland . . . He also had four tackles on special teams . . . In the two playoff games, he had eight tackles and a fumble recovery . . . Francis played more snaps than any other defensive player . . . He pressures quarterbacks and breaks up passes with his speed and quickness . . . He can rush and cover and is a tremendous athlete . . . Selcer says Francis has NBA skills and that he reminds him of Robert Brazile, a former Houston linebacker . . . Because his NBA caliber skills — speed, quickness, strength, agility, footwork — the Bengals can use Francis in several ways — outside linebacker, down lineman, middle linebacker and only linebacker in the nickel . . . Francis is happy and is learning . . . "You can be in a position of trying to learn too much," he said. "They didn't want to put too much on me. I think coach (Dick) LeBeau (defensive coordinator) did a good job of playing me here and there and not trying to put pressure on me. I played a lot of spots, but at the same time he kept it simple." . . . He's most comfortable at outside linebacker, the position he was drafted to play . . . "I'm more comfortable and have more opportunities to make big plays at outside linebacker. I can roam the field more." . . . Francis is slated to work at inside linebacker this season . . . He plays as if he is on a "search and destroy mission." . . . When Francis was growing up in La Marque, Texas, linebacker Bob Brazile of the Houston Oilers was one of his favorites . . . "I was a Houston fan," Francis recalled. "I switched to being a Cowboys' fan after my brother (cornerback Ron) was drafted (No. 2 by Dallas in 1987)." . . . Basketball was Francis' game early . . . "I went to college to play basketball," he said. "I was going to be the next great player. I got there and all those players were 7-foot and 6-9." . . . But that didn't stop him because he played basketball for two seasons at Baylor, combining it with football . . . Francis served as a valuable sixth man on the basketball team . . . He may be the only player to have played in a bowl game in football (1988 Bluebonnet Bowl and 1989 Liberty Bowl) and a post-season basketball tournament (1988 NIT and 1989 NCAA) for two years in a row . . . Francis' Baylor coach Grant Teaff says,

FRANCIS TOPS BROTHER

Bengals' rookie linebacker James Francis won a friendly wager with his brother Ron, a defensive back with the Dallas Cowboys, over which of their respective teams would make it to the playoffs.

James took the longest odds into the deal, because the Bengals had to win both of their last two games and also get some help, while the Cowboys only needed to win one of their last two games to make the playoffs.

"He was talking all this stuff," James said. "I said, 'Don't be surprised when we get in there!' I called him back and he didn't even want to talk to me."

"James has more athletic ability than any player I've ever coached, and you've got to put your best athlete at linebacker." . . . Francis' record at Baylor bears out Teaff's opinion of him . . . In his senior season, he had 129 tackles, 12 for losses, four pass interceptions, five deflected passes, three fumble recoveries and eight blocked kicks . . . His 12 career blocked kicks is a Baylor record . . . Francis was on most of the All-America teams following his brilliant career at Baylor . . . Received many SWC awards . . . Born August 4, 1968, in Houston, Texas.

JAMES FRANCIS GAME-BY-GAME IN 1990 DEFENSIVE STATISTICS

OPPONENT	TACKLES	ASSISTS	SACKS-YDS	INT.-YDS	FUMBLES REC.	OPP.
New York Jets	4	0	1-5	0-0	0	0
@ San Diego	4	0	0-0	0-0	0	0
New England	4	1	2-20	0-0	0	0
@ Seattle	10	1	2-16	0-0	0	0
@ LA Rams	3	2	1-8	0-0	0	0
@ Houston	2	3	0-0	0-0	0	0
@ Cleveland	6	1	1-8	0-0	0	0
@ Atlanta	7	1	0-0	0-0	0	0
New Orleans	3	1	0-0	0-0	0	0
Pittsburgh	0	2	0-0	0-0	0	0
Indianapolis	1	0	0-0	0-0	0	0
@ Pittsburgh	4	0	1-8	0-0	0	0
San Francisco	5	2	0-0	0-0	0	0
@ LA Raiders	3	0	0-0	0-0	0	0
Houston	3	0	0-0	0-0	0	0
Cleveland	4	1	0-0	1-17	0	0
TOTALS	63	15	8-65	1-17	0	0

AFC PLAYOFF GAMES

OPPONENT	TACKLES	ASSISTS	SACKS-YDS	INT.-YDS	FUMBLES REC.	OPP.
Houston	3	0	0-0	0-0	1	1
@ LA Raiders	3	2	0-0	0-0	0	0
TOTALS	6	2	0-0	0-0	1	1

JAMES FRANCIS' STATISTICS

YEAR TEAM	TACKLES	ASSISTS	TOTAL	SACKS	INT.	FUMBLES REC.	OPP.
1990 Cincinnati	63	15	78	8	1	0	0

PASS INTERCEPTIONS

YEAR	TEAM	NO.	YDS.	AVG.	LG	TD
1990	Cincinnati	1	17	17.0	17	1

SCORING

YEAR	TEAM	TDs	TD-R	TD-P	TDRt	PTS.
1990	Cincinnati	1	0	0	1	6

SPECIAL TEAMS

YEAR	TEAM	TACKLES	ASSISTS	TOTAL
1990	Cincinnati	3	0	3

PLAYOFF GAMES

YEAR	TEAM	TACKLES	ASSISTS	TOTAL	SACKS	INT.	FUMBLES REC.	OPP.
1990 (2)	Cincinnati	6	2	8	0	0	1	1

USA TODAY HONORS FRANCIS

USA Today named Cincinnati Bengals' linebacker James Francis its 1990 AFC Defensive Rookie of the Year.

Francis is a linebacker with the athletic skills of a basketball player: He's 6-5 and can run and jump. Dick Selcer, his coach with the Cincinnati Bengals, says Francis has "NBA skills."

Before turning to football as a Baylor University sophomore, he played football and basketball. "I went to college to play basketball," said Francis. "I thought I was going to be the next great player . . . but all those guys were 7-foot and 6-9."

Francis might be the next great linebacker. He was the Bengals' No. 1 pick in the draft. He started every game, led the team in tackles with 96 and in sacks with eight, getting seven in the first seven games.

Selcer says Francis has "an intuition, an instinct for football that you can't coach."

33

DAVID FULCHER

S 26 6-3 238
Arizona State 6



David Fulcher has established himself as an All-Pro strong safety . . . He has been selected for and played in three consecutive Pro Bowl games . . . Despite missing three games last year because of a shoulder separation, Fulcher ranked second on the Bengals in total tackles with 75 — 53 solos — and tied for the team lead in pass interceptions with four . . . In the two playoff games, he had nine tackles — five solos, four assists and two pass interceptions . . . Fulcher was selected AFC Defensive Player of the Week in the first week of the 1990 season for his splendid play in the Bengals 25-20 come-from-behind victory over the New York Jets . . . Fulcher notched his first safety when he sacked Jets' quarterback Ken O'Brien in the end zone to set off the Bengals' late game-winning rally . . . Besides the safety, Fulcher stopped the Jets with nine tackles and one assist and a pass interception . . . He recorded nine tackles — seven solos, two assists — in the Bengals 20-17 overtime loss to the San Francisco 49ers . . . Fulcher was on the All-Pro teams selected by the Associated Press, United Press International, Football News and College and Pro Football Weekly . . . The big, strong, hard-tackling Fulcher has earned the ultimate compliment from opposing coaches . . . The opponents avoid his area of the field as much as possible . . . But even if teams try to avoid him he finds a way to do damage . . . He has that sense of knowing when the ball is going . . . "Championship teams are built around players like David Fulcher," Cincinnati coach Sam Wyche says . . . He has a way of making impact plays — forcing fumbles, sacks, pass interceptions . . . He is excellent against the run . . . "I love to force the run," Fulcher says. "When I see a running back or a guard coming out to lead the sweep, that's a few seconds where I don't have to worry about all the team aspects of defense. It's just me against that guy one-on-one, and it's a great feeling to have the power to knock them down," . . . Fulcher also likes to blitz . . . "Some players just seem to know where the ball is going," says Bengals' defensive coordinator Dick LeBeau. "David's that kind of a player. More than his size and athletic ability, I think that's what makes him such a productive player. We try to point him at the ball and let him go. There's no strong safety I'd rather have." . . . LeBeau says the best play he has seen Fulcher make was one in which he used all his best attributes — quickness, instinct and big-play ability . . . "We were playing Cleveland up there (1988)," LeBeau said. "He was on a rush and they had a screen play called, which is a pretty good play against a pressure defense. David, for some reason, instinctively felt the play, reacted off the block and reached up and intercepted Bernie Kosar's pass and ran it 30-something yards for a touchdown. It's unusual to see a blitzing react and intercept a screen pass. You might see it every seven or eight years. That's a special play." . . . A strong team leader, Fulcher has the respect of his teammates . . . The biggest strong safety in the NFL at 6-3 and 238 pounds, he covers wide receivers closely and tackles like a linebacker . . . "He's such a force out there on defense, says retired linebacker Reggie Williams, who is now general manager of the New York-New Jersey Knights of the World Football League. "David has not only made the big plays, he's been such a force on defense that he has forced the opponents to change their game plans completely." . . . During the off-season, Fulcher underwent arthroscopic surgery on his left knee . . . "They smoothed out some rough cartilage," he said . . . Fulcher had knee problems early in the 1990 season but did not miss any games because of it although it limited his practice time . . . Fulcher accepts responsibility on and off the field . . . He's a caring man . . . Fulcher adopted his wife Faith's niece and nephew who were orphaned when his sister-in-law died

in 1986 . . . He had grown close to the children who had spent weekends with he and his wife . . . "Human services wanted to separate them and put them in foster homes," Fulcher said. "The kids had spent weekends with my wife Faith and me and I had grown close to them. They had just lost their mom, all they had to hold on to was each other, and after they said they were going to separate them I said, 'I'm going to see what I can do.'" . . . One of Fulcher's biggest goals is to get back into the Super Bowl with the Bengals . . . He played a major role in the team's success in 1988 which resulted in the AFC championship and a battle with the San Francisco 49ers in Super Bowl XXIII . . . "A few plays here and there and we'd have won that game," Fulcher says of the 20-16 loss to the 49ers . . . Fulcher and Reds' outfielder Eric Davis played on the same baseball and basketball teams at Freemont High School in Los Angeles, Calif. . . . He was an excellent baseball catcher and was drafted by the Atlanta Braves . . . He says after football he may be interest in entering sports broadcasting . . . He likes Cincinnati and makes it his home year-around . . . "The biggest adjustment for me was the cold weather," Fulcher said . . . Fulcher went to Arizona State as a wide receiver, but he requested to be shifted to defensive back . . . He redshirted as a freshman and then won All-America honors three consecutive seasons . . . Fulcher was a third-round draft choice of the Bengals in 1986 . . . Consensus All-American at Arizona State where he was a starter for four seasons . . . His nickname "Ful-Rock" stems from his days at Arizona State . . . "I got it when I hit a guy from Colorado State and a couple of guys said I hit him like a rock," says Fulcher. "They started calling me Rock, Rock, all the time, and I just put "Ful" in front of it." . . . All-PAC 10 three seasons . . . Hobbies include basketball, softball and golf . . . Works with the March of Dimes . . . David and his wife, Faith, have two children, Iris, 15, and Corey, 13 . . . Born September 28, 1964 . . . Hometown is Los Angeles, Calif. . . . Lives in Cincinnati.

DAVID FULCHER GAME-BY-GAME IN 1990

OPPONENT	TACKLES	ASSISTS	SACKS-YDS	INT-YDS	FUMBLES	OPP. REC.
New York Jets	9	1	1-12	1-0		0
@San Diego	5	0	0-0	0-0		0
New England	4	0	0-0	0-0		0
@Seattle	5	1	0-0	1-0		0
@LA Rams	3	2	0-0	0-0		0
@Houston	2	8	0-0	0-0		0
@Cleveland	2	2	0-0	0-0		0
@Atlanta	6	0	0-0	0-0		0
New Orleans	1	2	0-0	0-0		0
Pittsburgh			INJURED RESERVE			
Indianapolis			INJURED RESERVE			
@Pittsburgh			INJURED RESERVE			
San Francisco	7	2	0-0	0-0		0
@LA Raiders	3	3	0-0	0-0		0
Houston	3	1	0-0	1-0		0
Cleveland	3	1	0-0	1-2		0
TOTALS	53	22	1-12	4-2		0

PLAYOFF GAMES

OPPONENT	TACKLES	ASSISTS	SACKS-YDS	INT-YDS	FUMBLES	OPP. REC.
Houston	0	3	0-0	1-43		0
@LA Raiders	5	1	0-0	1-11		0
TOTALS	5	4	0-0	2-54		0

PASS INTERCEPTIONS

YEAR	TEAM	NO.	YDS.	AVG.	LG	TD
1990	Cincinnati	2	54	27.0	43	0

DAVID FULCHER'S STATISTICS

YEAR	TEAM	TACKLES	ASSISTS	TOTAL	SACKS	INT.	FUMBLES	OPP. REC.
1986	Cincinnati	75	30	105	2	4	1	
1987	Cincinnati	49	21	70	3	3	1	
1988	Cincinnati	73	36	109	1.5	5	0	
1989	Cincinnati	70	37	107	0	8	4	
1990	Cincinnati	53	22	75	1	5	0	
TOTALS		320	146	466	7.5	25	6	

PASS INTERCEPTIONS

YEAR	TEAM	NO.	YDS.	AVG.	LG	TD
1986	Cincinnati	4	20	5.0	15	0
1987	Cincinnati	3	30	10.0	28	0
1988	Cincinnati	5	38	7.6	16	1
1989	Cincinnati	8	87	10.9	22	0
1990	Cincinnati	4	20	5.0	18	0
	TOTALS	24	195	8.1	28	1

SCORING

YEAR	TEAM	TDs	TD-R	TD-P	TDRI	S	PTS
1988	Cincinnati	1	0	0	1	0	6
1990	Cincinnati	0	0	0	0	1	2
	TOTALS	1	0	0	0	1	8

SPECIAL TEAMS

YEAR	TEAM	TACKLES	ASSISTS	TOTAL
1988	Cincinnati	4	0	4

PLAYOFF GAMES

YEAR	TEAM	TACKLES	ASSISTS	TOTAL	SACKS	INT	FUMBLES	REC. OPP.
1988 (3)	Cincinnati	10	3	13	1	1	0	
1990 (2)	Cincinnati	5	4	9	0	2	0	
	TOTALS	15	7	22	1	3	0	

58

ALEX GORDON

LB 26 6-5 245
Cincinnati 5



Linebacker Alex Gordon signed with the Cincinnati Bengals March 25 as a Plan B free agent from the Los Angeles Raiders . . . Gordon was a second-round draft choice of the New York Jets in 1987 after he completed an outstanding career with the University of Cincinnati where he received honorable mention All-American as a senior . . . He was the 42nd player picked in the 1987 draft . . . Gordon was a starter for the Jets for most of the three seasons he was there . . . He started 15 games during the 1989 season and made 61 tackles — 37 solos — and had a quarterback sack and a pass interception . . . He started 12 games in 1988 and was the Jets' fifth leading tackler with 87 and had three sacks . . . In 1987, Gordon started 12 games as a rookie and was named to the All-NFL Rookie Team by PFWA, Pro Football Weekly and College and Pro Football Weekly . . . He had 61 tackles — 41 solos — and five quarterback sacks in his rookie year . . . He was traded by the Jets to the Los Angeles Raiders for cornerback Dennis Price in October, 1990 . . . Cincinnati coach Sam Wyche is pleased to have Gordon on the roster . . . "We're always happy to add another good player to the team," Wyche said. "We're also happy with the fact that he played for UC because this will give a lot of Bearcat fans a chance to follow first-hand one of their own." . . . Wyche believes Gordon can make an impact with the Bengals and fight for a starting berth . . . "We haven't penciled him into any second-team roles, I can tell you that," the Cincinnati coach said. "He fits our need of putting pressure on the quarterback," Mike Brown, assistant general manager, added . . . Gordon is happy to be with the Bengals and hopes to contribute . . . He has business interests in the Queen City and is well-known . . . "The move from Los Angeles to Cincinnati really made sense," Gordon said. "I can drive a half a mile to Spinney Field and a couple of miles to Riverfront Stadium." . . . He's happy to be with a team that already has an excellent pass rusher in young James Francis . . . "I'll be comfortable," Gordon said. "Hopefully we can help each other." . . . Gordon is only the third player the Bengals have signed in three years under Plan B . . . Other Plan B players signed were wide receiver Mike Barber and running back Paul Palmer . . . Gordon was one of 16 players in the nation nominated for the Butkus Award for outstanding linebacker as a senior at UC when he led the Bear-

cats with 109 tackles and 10 sacks . . . While at UC, he founded the "Alex Gordon Scholarship" to help fifth year seniors financially complete their education . . . Gives anti-drug speeches at schools . . . An all-around athlete, Gordon was most valuable player in football and basketball at Englewood High School in Jacksonville, Fla. . . . He had the opportunity to play football or basketball in college . . . Born September 14, 1964 . . . Hometown is Jacksonville, Fla. . . . Lives in Cincinnati.

ALEX GORDON'S STATISTICS

YEAR	TEAM	TACKLES	ASSISTS	TOTAL	SACKS	INT.	FUMBLES	REC.
1987	NY Jets	61	—	61	5	0	0	
1988	NY Jets	87	—	87	3	0	1	
1989	NY Jets	61	—	61	1	1	1	
TOTALS		209	—	209	9	1	2	

98

DAVID GRANT

DE 25 6-5 278
West Virginia 5



David Grant a 6-5, 278-pounder, took over as a starting defensive end for the AFC Central Division champion Cincinnati Bengals in 1990 and was very impressive in the second half of the season . . . Grant posted 44 tackles — 36 solos and eight assists — two quarterback sacks and one fumble recovery last season . . . He had five solos, one assist and a sack in the two playoff games . . . Grant has played every position on the defensive line since joining the Bengals in 1988 . . . "I think that had a lot to do with me making the team in 1988," Grant said. "My rookie year in the last preseason game, I think it was, I played left end, right end and nose tackle all in the same game. So I guess it helped a lot." He was excellent in the late season in 1990 and says it was because he made himself do some things . . . "I guess I kind of made my mind up when we had that week off (November 5-12 bye) that it was up to me," Grant said. "I had to rise to the occasion and start playing consistently. It was almost like I was a reflection of the team, being inconsistent, and I just went out and played 100% all the time." . . . Cincinnati defensive coordinator Dick LeBeau says Grant's contributions helped the unit improve . . . "David really made a significant contribution in the improvement of our defense," LeBeau said. "I think what you're seeing now is what he can do when he's physically whole and can apply his experience." . . . During the 1989 season, Grant suffered four injuries — tendonitis in the right knee, a sprained wrist, a torn pectoral muscle and a torn bicep — which slowed his performance . . . "I could deal with the tendonitis pretty well, but with a sprained wrist and bad arm you can't play defensive line very well," Grant said. "You just can't play in the NFL with one good arm." . . . Grant is confident the Cincinnati defense will continue to show the improvement it had in the late 1990 season . . . "We're getting better and better," Grant says. "We're a lot more confident, and we're more aggressive. We shut down Houston twice last season and they were the No. 1 rated offense. Our confidence level on defense is at a high point." Grant is quiet and determined, and a hard worker . . . He is a fine athlete and has good pass rush ability . . . He had a solid rookie season in 1988 and topped it off with a brilliant performance against San Francisco in Super Bowl XXIII after replacing nose tackle Tim Krumrie who suffered a broken leg . . . Grant had 30 tackles and five sacks in his rookie season . . . In 1989, when plagued by injuries he had 21 — 11 solos, 10 assists . . . Defensive line coach Chuck Studley believes Grant will continue to get better now that he is stabilized at one position — right defensive end . . . "Obviously, a player isn't going to develop like he should if he isn't stabilized in one position or another," Studley said. "In some respects, it's complimentary that he can play nose and defensive end, because there aren't a lot

of people who could do it." . . . A fourth-round draft choice of the Bengals in 1988 after playing outstanding football at West Virginia where he won All-America honors . . . He's a member of SAAD (Students Against Drunk Driving), Big Brothers of Newark, and Boys and Girls Club of Newark . . . Born September 17, 1965 . . . Hometown is Belleville, N.J.

DAVID GRANT'S STATISTICS

YEAR	TEAM	TACKLES	ASSISTS	TOTAL	SACKS	INT.	FUMBLES	REC. OPP.
1988	Cincinnati	18	12	30	5	0	0	
1989	Cincinnati	11	10	21	0	0	0	
1990	Cincinnati	36	8	44	2	0	1	
	TOTALS	65	30	95	7	0	1	

PLAYOFF GAMES

YEAR	TEAM	TACKLES	ASSISTS	TOTAL	SACKS	INT.	FUMBLES	REC. OPP.
1988 (3)	Cincinnati	5	1	6	1	0	0	
1990 (2)	Cincinnati	4	1	5	1	0	0	
	TOTALS	9	2	11	2	0	0	

28

HAROLD GREEN

RB 23 6-2 222
South Carolina 2



Harold Green, the Cincinnati Bengals' second-round draft choice last year burst onto the scene in fine style in his rookie season in the NFL . . . The talented young running back who started nine games for the Bengals, accounted for some good statistics in his first year by rushing for 353 yards on 83 attempts, a 4.3 yards average, and one touchdown . . . His longest rush was 39 yards . . . Green caught 12 passes for 90 yards, 7.5 yards per reception, and one for a touchdown . . . In the two playoff games, he averaged five yards a carry with 11 for 55 and caught two passes for 15 yards and a touchdown . . . Green was somewhat of a bonus for the Bengals in the 1990 draft, coming in the second round . . . "In our plans we had him going before that," commented Paul Brown, Bengals' vice president and general manager . . . "He was a steal," backfield coach Jim Anderson says. "He had a good season for us. He's got good size, obviously, and he's quick with good speed." . . . Head coach Sam Wyche likes the way Green "does the job with the ball under his arm and the way he blocks." . . . Green is an explosive open field runner . . . He's a solidly-built running back who is an attacking runner, a willing blocker and a good pass receiver . . . Tremendous balance, well-coordinated with good size . . . He worked at running back and fullback for the Bengals and he did well at both positions . . . "In this offense, there isn't much difference," Green says, "except there's a lot more blocking involved. As far as running the ball, it's pretty much the same." . . . He ranks second on South Carolina's alltime rushing list with 3005 yards . . . He is tied with George Rogers with 33 touchdowns by rushing . . . Honorable mention All-America by The Sporting News and Football News in 1989 . . . Rushed for 989 yards in his senior year, 565 as a junior, 950 as a sophomore and 388 as a freshman in regular season games . . . He caught 85 passes for 796 yards and two touchdowns in regular season games during his career at South Carolina . . . Green has lived many places in his young life . . . His father, Harold Sr., is retired from the U.S. Air Force, and military duties took the Green family to Panama, Cuba, Japan and The Philippines . . . Green says he has lived in as many as 20 states . . . His military father was a disciplinarian . . . "There was no playing outside until the homework was done," Green said . . . Rushed for 2203 yards and 30 touchdowns in his senior year in high school at Stratford, S.C. . . . Named South Carolina Class 4A Back of the Year and All-Conference Offensive Player of the Year . . . He holds a degree in retail sales from South Carolina . . . Born January 29, 1968 . . . Hometown is Ladson, S.C.

HAROLD GREEN GAME-BY-GAME IN 1990

OPPONENT	RUSHING				
	ATT.	YDS.	AVG.	LG	TD
New York Jets	5	22	4.4	14	0
@ San Diego	7	19	2.7	9	0
New England	12	45	3.8	11	1
@ Seattle	6	39	6.5	13	0
@ LA Rams	15	54	3.6	14	0
@ Houston	11	43	3.9	8	0
@ Cleveland	9	75	8.3	39	0
@ Atlanta	4	24	6.0	11	0
New Orleans	6	14	2.3	6	0
Pittsburgh	2	6	3.0	4	0
Indianapolis			DID NOT PLAY		
@ Pittsburgh			DID NOT PLAY		
San Francisco			DID NOT PLAY		
@ LA Raiders	4	13	3.3	7	0
Houston	2	-1	-0.5	1	0
Cleveland			DID NOT PLAY		
TOTALS	83	353	4.3	39	1

PLAYOFF GAMES

OPPONENT	RUSHING				
	ATT.	YDS.	AVG.	LG	TD
Houston	11	55	5.0	12	0
@ LA Raiders	0	0	0.0	0	0
TOTALS	11	55	5.0	12	0

HAROLD GREEN'S STATISTICS

YEAR	TEAM	RUSHING				
		NO.	YDS.	AVG.	LG	TD
1990	Cincinnati	83	353	4.3	39	1

YEAR	TEAM	PASS RECEIVING				
		NO.	YDS.	AVG.	LG	TD
1990	Cincinnati	12	90	7.5	22	1

YEAR	TEAM	SCORING					
		TDs	TD-R	TD-P	TDRt	S	PTS.
1990	Cincinnati	2	1	1	0	0	12

PLAYOFF GAMES

YEAR	TEAM	RUSHING				
		NO.	YDS.	AVG.	LG	TD
1990 (2)	Cincinnati	11	55	5.0	12	0

YEAR	TEAM	PASS RECEIVING				
		NO.	YDS.	AVG.	LG	TD
1990 (2)	Cincinnati	2	15	7.5	13	1

82

RODNEY HOLMAN

TE 30 6-3 238
Tulane 10



Rodney Holman is a premier All-Pro tight end who is beginning his 10th season with the Cincinnati Bengals . . . He has been selected for the Pro Bowl three consecutive years in which he displayed his brilliance in pass receiving and blocking . . . In 1990, Holman had 40 receptions for 596 yards, an average of 14.9 yards per catch, and five for touchdowns for the AFC Central Division champions . . . In the two playoff games, he caught four passes for 102 yards, an average of 25.5 yards, including one for 46 yards against the Los Angeles Raiders . . . His biggest game of the 1990 season was in the Bengals' 34-31 victory over the Los Angeles Rams in overtime . . . Holman had 10 receptions for 161 yards . . . He caught five passes against San Diego and San Francisco . . . A big man with excellent speed who has the ability to make the big play after he catches the ball . . . He is an outstanding blocker and has

the discipline of mind and body . . . His specialty is blocking down or "sealing" a linebacker or defensive end to open up a sweep . . . "We try to get the man off the ball," Holman says. "I imagine we could hook block if we tried, but coach Bill Johnson (now retired) is from the school that wants them knocked off the ball, because then the running back has room to see and to run. If we don't get any movement with the man we're blocking, we're going to catch hell, I don't care how good the play goes" . . . Holman is a very quiet man and a dedicated player whose accomplishments sometimes seem to be overlooked . . . Perhaps, because he rarely talks about them . . . "In a football sense, I think he's all business," coach Sam Wyche says. "He takes notes in meetings, if there is something he doesn't fully understand, then he works with it until he does. I think he's just one of those guys who has to be totally off-duty before he lightens up." . . . All-Pro strong safety David Fulcher sums up Holman this way: "He's just one of those guys that's cool, laid back and quiet. He's not into the hype and the outside world." . . . Holman says he's "a quiet person, but I laugh and make jokes with my teammates." . . . He believes some of the lack of publicity could come from the position he plays . . . "You see writers coming up to the quarterback or the running backs or the receivers, the glamour positions, and talking about different things," Holman said. The only time they come to me is when I've had a spectacular play. Then it's one question and one line and they're packed around the quarterback again." . . . A football writer called Holman the best player at a dead position . . . Holman doesn't agree . . . "With all these teams going to the run-and-shoot offense, it's sort of made tight ends obsolete," Holman said. "It's fashionable to run these kinds of offenses, like a few years ago when all these college teams were winning with the wishbone and everybody thought it was the offense to go with." . . . Mike Brown, the Bengals assistant general manager, said Holman was not well-known when the Bengals drafted him out of Tulane in 1982 . . . Lindy Infante, then as assistant coach with the Bengals and now head coach of the Green Bay Packers, had been an assistant coach at Tulane while Holman was there and recommended him . . . "We had no idea that he was going to be a perennial all-pro," Brown said. "Rodney is the kind of player we look for," he added. "We look for players who are willing to work hard and compete to reach a level of success." . . . The Bengals got just that kind of player in Holman . . . Holman gets plenty of notice with his pass receptions, but he is equally efficient as a blocker . . . "People rarely notice individual blocks," says former Cincinnati tight ends' coach Bill "Tiger" Johnson. "Heck, when I'm just watching a game, I don't notice them that often myself. But the tight end is right at the point of attack in our running game much more than people realize, and if he's not getting movement of his man off the line, the running game isn't going anywhere." . . . Johnson wishes Cincinnati fans could watch Holman in a game through his eyes . . . "His blocking is a pretty thing to watch." . . . Johnson ranks Holman with the best . . . "There's no question in my mind that Rodney is one of the finest tight ends who ever played the game," said Johnson, a 33-year veteran of professional football coaching, "and I've seen most of the great ones." . . . Holman has an exceptional knowledge of defenses . . . "The thing I probably admire most about Rodney is his knowledge of defenses," tight end Jim Riggs commented. "When we're in meetings watching films of the other team, he's the first one to call out the defenses. He knows what he can do, even when things get real complicated, and it doesn't matter how tough you are physically if you don't know that." . . . Holman's blocking has played a big part in paving the way for him going to the Pro Bowl three consecutive years . . . "Rodney's a quiet guy, and his name can get lost with the offensive stars we have," quarterback Boomer Esiason said. "But I'm not sure there's a better tight end in football." . . . Holman, who grew up in Ypsilanti, Mich., resides in the off-season in Slidell, La., which is located about 25 miles from New Orleans . . . He said he developed an attraction to New Orleans while going to Tulane and decided to stay in the area . . . Holman is an avid hunter and fisherman and annually gets his limits of fish and game in the bayou area . . . He remembers his father, Eddie, got him into the outdoors sports . . . In fact, he fondly remembers how he got his first gun . . . "I was hunting with my father and uncle," Holman recalled. "My father told me if I got a rabbit, he'd give me the gun. I wasn't a very good shot, but for

some reason that day I got a rabbit. I still have the gun." . . . Holman was an All-American at Tulane in 1981 and 1982 . . . He is the green Wave's alltime leading pass receiver with 135 for 1512 yards, 33 short of the Tulane reception yardage record held by Alton Alexis, a former Bengal . . . He's a cousin of Preston Pearson, former Baltimore, Pittsburgh and Dallas running back . . . Does charitable work at Children's Hospital of New Orleans and frequently speaks at schools. Speaks for drug awareness programs for school children and also those on the college level . . . Works with Golf for Special Olympics, Youth Football Association and the Child Wish Program . . . Rodney and his wife, Sandra, have two daughters, Shayla, 6, and Rachael, seven months . . . Born April 20, 1960 in Ypsilanti, Mich., and lives in Slidell, La., during the off-season.

RODNEY HOLMAN GAME-BY-GAME IN 1990

PASS RECEIVING

OPPONENT	NO.	YDS.	AVG.	LG	TD
New York Jets	2	48	24.0	28	0
@ San Diego	5	48	9.6	17	0
New England	2	7	3.5	4	2
@ Seattle	2	28	14.0	20	0
@ LA Rams	10	161	16.1	27	0
@ Houston	3	27	9.0	11	1
@ Cleveland	1	19	19.0	19	1
@ Atlanta	2	19	9.5	13	0
New Orleans	0	0	0.0	0	0
Pittsburgh	0	0	0.0	0	0
Indianapolis	1	12	12.0	12	0
@ Pittsburgh	1	17	17.0	17	0
San Francisco	5	60	12.0	25	0
@ LA Raiders	2	66	33.0	53	0
Houston	3	62	20.6	28	0
Cleveland	1	22	22.0	22	1
TOTALS	40	606	15.1	53	5

AFC PLAYOFF GAMES

PASS RECEIVING

OPPONENT	NO.	YDS.	AVG.	LG	TD
Houston	2	51	25.5	46	0
at LA Raiders	2	51	25.5	40	0
TOTALS	4	102	25.5	46	0

RODNEY HOLMAN'S STATISTICS

PASS RECEPTIONS

YEAR	TEAM	NO.	YDS.	AVG.	LG	TD
1982	Cincinnati	3	18	6.0	10	1
1983	Cincinnati	2	15	7.5	10	0
1984	Cincinnati	21	239	11.4	27	1
1985	Cincinnati	38	479	12.6	64	7
1986	Cincinnati	40	570	14.3	34	2
1987	Cincinnati	28	438	15.6	61	2
1988	Cincinnati	39	527	13.5	33	3
1989	Cincinnati	50	736	14.7	73	9
1990	Cincinnati	40	606	15.1	53	5
	TOTALS	261	3628	13.9	73	30

KICKOFF RETURNS

YEAR	TEAM	NO.	YDS.	AVG.	LG	TD
1986	Cincinnati	1	18	18.0	18	0

SCORING

YEAR	TEAM	TDs	TD-R	TD-P	TDRt	S	PTS.
1982	Cincinnati	1	0	1	0	0	6
1983	Cincinnati	0	0	0	0	0	0
1984	Cincinnati	1	0	1	0	0	6
1985	Cincinnati	7	0	7	0	0	42
1986	Cincinnati	2	0	2	0	0	12
1987	Cincinnati	2	0	2	0	0	12
1988	Cincinnati	3	0	3	0	0	18
1989	Cincinnati	9	0	9	0	0	54
1990	Cincinnati	5	0	5	0	0	30
	TOTALS	30	0	30	0	0	180

**PLAYOFF GAMES
PASS RECEIVING**

YEAR	TEAM	NO.	YDS.	AVG.	LG	TD
1988 (3)	Cincinnati	7	82	11.7	24	0
1990 (2)	Cincinnati	4	102	25.5	46	0
	TOTALS	11	184	16.7	46	0

RODNEY'S 'DOUBLE-TRIPLE

Bengals all-pro tight end Rodney Holman caught 10 passes for 161 yards, both career highs, in the Bengals 34-31 overtime win over the Los Angeles Rams last season and became only the fourth Cincinnati player to produce a "double-triple," double figures in receptions and triple figures in yards. Cris Collinsworth did it three times and Eddie Brown and Tim McGee once each. Brown got his "double triple" in the Bengals 21-16 verdict over San Diego in 1990 when he caught 10 passes for 178 yards.

80

LYNN JAMES

WR 24 6-0 191
Arizona State 2



Lynn James is a young, fast wide receiver with very good potential . . . He was drafted in the fifth-round by the Bengals in 1990 . . . He saw some action at wide receiver and played on the special teams . . . James had three pass receptions for 36 yards and five tackles on special teams . . . His big play of the season came on the opening kickoff of the Bengals 27-3 victory over the Steelers . . . He returned the kickoff 43 yards to midfield and almost went all the way . . . One of the fastest players to come out of last year's draft . . . Good hands and explosive straight ahead speed . . . An exceptional athlete who played tailback, defensive back and wide receiver during his college career . . . Excellent open field runner . . . "He's one of the fastest guys in the 1990 draft," Mike Stock, Bengals' tight ends coach who coached wide receivers last season, said. "He's a speed guy, 4.47 in the 40. But, it's two things — he has explosive straight ahead speed, but once he catches the ball he can go with it." . . . Got off to a slow start with the Bengals because of an injury in the preseason . . . He's a mentally tough player who is a willing blocker and is not afraid to catch in traffic . . . James will be one of the challengers for the No. 3 wide receiver spot behind starters Eddie Brown and Tim McGee . . . James began his college career at Southern Methodist University before transferring to Arizona State where he was honorable mention All-America in his senior season . . . All-Greater Houston choice as a quarterback while playing for Navasota High School . . . Born January 25, 1965, in Navasota, Texas.

LYNN JAMES' STATISTICS

PASS RECEIVING

YEAR	TEAM	NO.	YDS.	AVG.	LG	TD
1990	Cincinnati	3	36	12.0	16	0

RUSHING

YEAR	TEAM	NO.	YDS.	AVG.	LG	TD
1990	Cincinnati	1	11	11.0	11	0

KICKOFF RETURNS

YEAR	TEAM	NO.	YDS.	AVG.	LG	TD
1990	Cincinnati	1	43	43.0	43	0

PASSING

YEAR	TEAM	ATT	COMP.	PCT.	YDS.	TD	LG	INT.
1990	Cincinnati	1	0	.000	0	0	0	0

36

STANFORD JENNINGS



RB-KR 29 6-1 210
Furman 8

Reliable and versatile Stanford Jennings is in his eighth season with the Cincinnati Bengals . . . The multi-talented Jennings is the Bengals' kickoff return specialist and a solid running back . . . Last season, Jennings returned 29 kickoffs for 583 yards, 20.1 yards average, with his longest 33 yards . . . He rushed for one touchdown and had 12 carries for 46 yards, a 3.8 yards average per attempt, and caught four passes for 23 yards . . . His career statistics are: 136 kickoff returns for 2752 yards, 20.2 yards average, one touchdown (98 yards against Kansas City [club record] in 1988); rushing, 308 attempts, 1225 yards, 3.9 yards average, nine touchdowns; pass receiving, 107 receptions, 927 yards, 8.5 yards average, nine touchdowns . . . Jennings' biggest kickoff return came in Super Bowl XXIII, one day after his wife Kathy presented him with a daughter, Kelsey . . . "That kickoff return for a touchdown was for Kelsey Amanda," Jennings said . . . Jennings was drafted by the Bengals in the third round in 1984 after he set rushing records at Furman and led the Southern Conference in 1981-82-83 . . . Coach Sam Wyche refers to him as "Mr. Reliable." . . . "He's really a jack-of-all-trades," says Wyche. "He's a kick returner, running back, pass receiver, blocker. We don't hesitate to put him into any circumstances. We have no reservations with Stanford Jennings." . . . Jennings has played halfback and fullback for Cincinnati . . . Perhaps, his biggest rushing game in the NFL came against the Los Angeles Raiders in 1989 when he replaced an injured James Brooks and gained 92 yards on 19 carries for a 4.8 yards average . . . On that particular day, Jennings was Cincinnati's only healthy running back and his performance earned him a starting job at fullback for the remainder of the 1989 season . . . Jennings has played behind the talented James Brooks for seven years . . . "We have two different styles of running the ball," Jennings said. "I'm not a breakaway threat, but I read blocks well and I catch the ball well and I get yards both ways. It's tough to be in a backup role when you are used to playing," Jennings said. "But, I'm behind some talented running backs and it's a matter of perfecting my skills so I can do my thing if JB (James Brooks) goes down . . . Jennings says he accepts his role as a backup player and helps the team in every way he can . . . He is a smart player and is always well-prepared mentally and physically . . . Jennings is well-liked by his teammates and the fans . . . He is very outgoing . . . Before entering Furman, Jennings played on two state championship football and baseball teams at Summerville, S.C. High School . . . He is a member of the Bengals' Superstar Competition group that annually visits Cincinnati area schools during the off-season to actively campaign against alcohol and drug abuse . . . Stanford and his wife, Kathy, have a daughter, Kelsey, 2 . . . Born March 12, 1960 . . . Hometown is Summerville, S.C. . . . Lives in Cincinnati.

STANFORD JENNINGS' STATISTICS

YEAR	TEAM	RUSHING				
		NO.	YDS.	AVG.	LG	TD
1984	Cincinnati	79	379	4.8	20	2
1985	Cincinnati	31	92	3.0	19	1
1986	Cincinnati	16	54	3.4	10	1
1987	Cincinnati	70	314	4.5	18	1
1988	Cincinnati	17	47	2.8	9	1
1989	Cincinnati	83	293	3.5	17	2
1990	Cincinnati	12	46	3.8	13	1
	TOTALS	309	1225	4.0	20	9

YEAR	TEAM	PASS RECEIVING				
		NO.	YDS.	AVG.	LG	TD
1984	Cincinnati	35	346	9.9	43	3
1985	Cincinnati	12	101	8.4	24	3
1986	Cincinnati	6	86	14.3	34	0

1987	Cincinnati	35	277	7.9	24	2
1988	Cincinnati	5	75	15.0	31	0
1989	Cincinnati	10	119	11.9	43	1
1990	Cincinnati	4	23	5.8	13	0
	TOTALS	107	927	8.7	43	9

KICKOFF RETURNS

YEAR	TEAM	NO.	YDS.	AVG.	LG	TD
1984	Cincinnati	22	452	20.5	46	0
1985	Cincinnati	13	218	16.8	26	0
1986	Cincinnati	12	257	21.4	41	0
1987	Cincinnati	2	32	16.0	18	0
1988	Cincinnati	32	684	21.4	98	1
1989	Cincinnati	26	525	20.2	98	0
1990	Cincinnati	29	584	20.1	33	0
	TOTALS	136	2752	20.2	98	1

SCORING

YEAR	TEAM	TDs	TD-R	TD-P	TDRt	PTS.
1984	Cincinnati	5	2	3	0	30
1985	Cincinnati	4	1	3	0	24
1986	Cincinnati	1	1	0	0	6
1987	Cincinnati	3	1	2	0	18
1988	Cincinnati	2	1	0	1	12
1989	Cincinnati	3	2	1	0	18
1990	Cincinnati	1	1	0	0	6
	TOTALS	19	9	9	0	114

PLAYOFF GAMES

RUSHING

YEAR	TEAM	NO.	YDS.	AVG.	LG	TD
1988(3)	Cincinnati	3	15	5.0	8	0
1990(2)	Cincinnati	6	16	2.7	10	0
	TOTALS	9	31	3.4	10	0

PASS RECEIVING

YEAR	TEAM	NO.	YDS.	AVG.	LG	TD
1990(2)	Cincinnati	3	23	7.7	12	1

KICKOFF RETURNS

YEAR	TEAM	NO.	YDS.	AVG.	LG	TD
1988(3)	Cincinnati	4	154	38.5	93	1
1990(2)	Cincinnati	4	86	21.5	34	0
	TOTALS	8	240	30.0	93	1

68

PAUL JETTON

C-G 26 6-4 288

Texas 3



Paul Jetton came to the Cincinnati Bengals as a sixth-round draft choice from Texas in 1988 and has displayed good potential despite some injuries . . . Jetton played in 15 games in 1990 and started at guard in the playoff game against the Los Angeles Raiders . . . Jetton was sidelined for the 1988 season and was on injured reserve with finger problems . . . In 1989, he started two games and played in six before a knee injury ended his year . . . Offensive line coach Jim McNally likes the versatility Jetton possesses . . . "He can play guard, tackle or center and is a good snapper," says McNally. "He'll compete, and he'll fight you. He works hard in the weight room and he may be our strongest offensive lineman. He's got functional football strength. Some guys are strong, but they don't know how to use their strength. We really like him, he's tough. He's a good blocker with quick feet and good speed. We want him to play." . . . Coach Sam Wyche commented: "Paul Jetton is a good young offensive lineman. He does well. He is sharp on assignments. He doesn't miss them. His execution is very good. We have high hopes for him and he should be a factor in the offensive line." . . . There is no doubt Jetton can play with pain . . . He broke his finger on the second day of training camp in 1988, but practiced four weeks before it was decided surgery was needed . . . He hesitated about telling anyone about his injury . . . "I didn't realize how bad it was," said Jetton . . . A guard at Texas, Jetton works hard when used at center: "When I first came to Cin-

cinnati, I never had played center and it took a long time to feel comfortable," he said. "Just having to snap the ball and block at a different position takes a lot of practice to get better at it. The more I do it the better I feel. I'm feeling better, but there's still a lot to learn." . . . Jetton started at center during the 1989 preseason while starting center Bruce Kozerski missed most of training camp . . . Jetton retired briefly during last year's training camp but was back to playing in 24 to 48 hours . . . Jetton was one of the top offensive linemen in the Southwest Conference while at Texas . . . He was All-SWC in 1987 and 1988 . . . Hobbies include weightlifting, horseback riding and hiking . . . His wife's name is Sheila . . . Born October 6, 1964 . . . Hometown is Houston, Texas.

11

LEE JOHNSON

P-K 29 6-2 200
Brigham Young 7



Lee Johnson is a superb punter and kickoff specialist, and his attributes have helped the Cincinnati Bengals greatly since he joined them in 1988 in the early season after being waived by Cleveland . . . The left-footed punter and kicker has a very strong leg . . . He booms kickoffs and punts . . . Special teams coach Marv Braden, who has been in the NFL 14 years, says, "Johnson has the strongest leg I have seen." . . . Braden adds that Johnson has top hang time on kickoffs . . . "Lee's kickoffs are seven or eight yards deep and in the air 4.28 or 4.35 seconds," Braden said . . . The enemy doesn't get a good chance for a big return when Johnson is kicking off . . . "Lee's long and lean," Braden said. "He's got a great lever. It's not that he's so strong, just a real fine leg swing coming through the ball. If you had a high-speed sequence of photographs, I think people would be amazed how much he must compress the ball when he kicks off," Braden said . . . Johnson is left-footed and gets an unorthodox rotation on the football, both kicking off and punting . . . He kicks the opponents some disconcerting knuckleballs . . . Johnson finished third in punting in the AFC in 1990 with 64 punts for 2705 yards for an average of 42.3 yards and a net of 34.3 . . . He punted inside the 20-yard-line 12 times and had eight touchbacks . . . He averaged a lofty 49.1 on eight punts in the playoffs . . . Johnson isn't totally happy with his punting, but Braden likes it . . . "He's capable of being a very good punter," Braden said. "At times, he's his own worst enemy. He battles himself. I want to get him to where he's satisfied in doing two things — first, eliminate bad punts altogether, and second, be happy with what we would say is a good punter. I think Lee goes out there and wants to punt like he kicks off. He wants the great ball. If he doesn't get it, he's frustrated. But he's got a good leg." . . . He hit some great punts last season (two for 70 yards each) . . . Braden says Johnson has a tendency to overwork . . . "If Lee's got a fault, and I've told him this, it's that he overkicks," said Braden. "I don't want to see him overwork. I want him to stay fresh. But, the thing I like, he's unselfish. We get in plus-territory (across mid-field) and he's tanking the ball up high instead of kicking it through the end zone." . . . The latter boosts the average and the former helps field position . . . Johnson produced the two longest punts in the NFL last season . . . He had a 70-yarder against New England and a second one against Cleveland at Cleveland . . . He was also 1,000% in the passing department with a touchdown pass to tight end Rodney Holman . . . Johnson has made the rounds of the AFC Central Division since graduating from Brigham Young in 1985 . . . He was drafted by Houston in the fifth round in 1985 and was with the Oilers two-and-one-half years before moving to Cleveland in 1986 . . . He came to the Bengals in 1988 . . . The only AFC Central team he has missed is Pittsburgh . . . The Bengals grabbed him as soon as the Browns waived him in the early part of the 1988 season and his punting and kickoffs played a big part in bringing the AFC Championship and a berth in Super Bowl XXIII to Cincinnati . . . Johnson strives for consistency . . . "It's a combination," he said, "of mostly mind and a little bit of matter. The mental part comes from adopting what I can of an 'I don't care' attitude. You finally

come to realize that it's easy to get cut, that it happens to punters all the time, and that you're not going to let it tear you up if it happens to you. It takes some pressure off. The physical part is that I wear a shoe to punt now (he had punted barefoot). The shoe gives me a little more control, even though I don't get some of the 65-yarders I got without it. But the shoe thing has a mental aspect, too, because now I'm like everybody else, I don't worry about being different or about slipping in bad weather on a bare foot." . . . Johnson changed from a barefoot punter to wearing a shoe when he joined the Bengals . . . "As soon as I got here, I kept the shoe on," Johnson said. . . . He believes he's fortunate the way his football career has turned out . . . "I'm the luckiest player in the league, because I've gone from Houston to Cleveland (1987), and I'm in the AFC Championship game, and from Cleveland to Cincinnati and I'm in the Super Bowl and then a couple of years later in the playoffs," Johnson said. "For a player who is getting waived left and right each year to get on a Super Bowl or Super Bowl caliber team is very unique, very unusual — especially to come in and have such a semi-role and move up to a larger role." . . . Set an NCAA record with a 60.4 average on five punts, including an 80-yarder, against Wyoming . . . Hobbies are racquetball, hunting, scuba diving . . . Jazz enthusiast . . . He is a stock broker for Merrill Lynch . . . Works with the Handicapped Ski Programs of Snowbird . . . Lee and his wife, Shelley, have twin daughters, Kelsey and Alexandria, 1 . . . Hometown is Conroe, Texas . . . Born November 21, 1961.

LEE JOHNSON'S STATISTICS

PUNTING								
YEAR	TEAM	NO.	YDS.	AVG.	TB	IN 20	LG	BLK
1985	Houston	83	3464	41.7	8	22	65	0
1986	Houston	88	3623	41.2	9	26	66	0
1987	Cleveland	50	1969	39.4	4	8	66	0
1988	Cleve-Cinti	31	1237	39.9	2	10	61	0
1989	Cincinnati	61	2446	40.1	11	14	62	2
1990	Cincinnati	64	2705	42.3	8	12	70	0
TOTALS		377	15,444	40.9	42	92	70	2

PASSING								
YEAR	TEAM	ATT.	COMP.	PCT.	YDS.	TD	LG	INT
1990	Cincinnati	1	1	1.000	4	1	4	0

SCORING								
YEAR	TEAM	XP	XPM	FG	FGA	PTS.		
1988	Cincinnati	0	0	1	2	3		

PLAYOFF GAMES								
PUNTING								
YEAR	TEAM	NO.	YDS.	AVG.	TB	IN 20	LG	BLK
1988(3)	Cincinnati	17	718	42.2	0	7	63	0
1990(2)	Cincinnati	8	393	49.1	0	1	64	0
TOTALS		25	1111	44.4	0	8	64	0

25

ROD JONES

CB 27 6-0 185
SMU 6



Cornerback Rod Jones came to Cincinnati on September 1, 1990, from Tampa Bay in a trade for defensive end Jim Skow . . . Jones performed well for the Bengals in his first season with them . . . He made 46 tackles — 38 solos and eight assists — and had five special teams' tackles . . . He also had three tackles in two playoff games . . . "They (Jones and Carl Carter, also obtained in a trade) have done a really good job for us," defensive coordinator Dick LeBeau said. "Both of them got here extremely late and had to get a little on-the-job training, pick up the system in the games." . . . Jones has extreme speed and narrowly missed making the 1984 U.S. Olympic team as a quarter-miler . . . "Two-hundredths of a second," Jones says. "If you made the eight-man finals, you made the Olympic team because they took placers four through eight to run in the prelims. I was in the semi-finals, and I thought I had fourth, but then I looked over and saw one guy on the outside lane I hadn't

seen." . . . He also ran the 100 meters, 400 relay and 1600 relay for Southern Methodist . . . "At SMU, I wasn't all that blazing in the 100 because I ran the quarter so much that my 100 time wouldn't have been that fast," Jones said. "I had that 'quarter' stride and didn't know how to turn it on. Now, I might be a little quicker." . . . Jones was quick enough to catch the Raiders' Bo Jackson from behind last season, tackling him on the one-yard line after an 88-yard run . . . Jones was Tampa Bay's second first-round selection in the 1986 draft . . . The Bucs first first-round selection was Bo Jackson . . . While with Tampa Bay, Jones was one of the Bucs' top tacklers — a career high 92 in 1989, including a career-high of 11 against the Bengals, 20 in 1988, 47 in 1987 and 80 in 1986 . . . Paul Brown, Bengals' vice president and general manager, is happy with the way Jones has played . . . "We're very happy with him," Brown said. "One thing we noticed when he got here was that he played the ball wrong. He would stick with the receiver fine, but he'd never look back for the ball." . . . Needless to say, he works on that daily on the practice field . . . Holds a degree in psychology . . . All-District and All-Metro defensive back in high school in Dallas and All-America in track . . . Takes regular instruction in tae kwon do during the off-season . . . Enjoys doing caricatures during his free time . . . Wife's name is Simone . . . Born March 31, 1964, in Dallas, Texas.

ROD JONES' STATISTICS

YEAR	TEAM	TACKLES	ASSISTS	TOTAL	SACKS	INT.	FUMBLES	REC.
1986	Tampa Bay	—	—	80	—	1	—	—
1987	Tampa Bay	—	—	47	—	2	—	—
1988	Tampa Bay	—	—	20	—	1	—	—
1989	Tampa Bay	—	—	92	—	0	—	—
1990	Cincinnati	38	8	46	0	0	0	—
TOTALS		—	—	285	—	4	—	—

PASS INTERCEPTIONS

YEAR	TEAM	NO.	YDS.	AVG.	LG	TD
1986	Tampa Bay	1	0	0.0	0	0
1987	Tampa Bay	2	9	4.5	5	0
1988	Tampa Bay	1	0	0.0	0	0
TOTALS		4	9	2.3	5	0

SPECIAL TEAMS

YEAR	TEAM	TACKLES	ASSISTS	TOTAL
1990	Cincinnati	5	0	5

PLAYOFF GAMES

YEAR	TEAM	TACKLES	ASSISTS	TOTAL	SACKS	INT.	FUMBLES	REC.
1990 (2)	Cincinnati	3	1	4	0	0	0	—

84

ERIC KATTUS

TE 28 6-5 251
Michigan 6



Tight end Eric Kattus had a splendid season for Cincinnati in 1990 when he caught 11 passes for 145 yards, 13.2 yards average per catch, and two for touchdowns . . . He also put his excellent blocking to work . . . In two playoff games, Kattus had two pass receptions for 19 yards, 9.5 yards average, and one touchdown . . . In his five seasons with the Bengals, he has 54 receptions for 562 yards, 10.4 yards average, and five touchdowns . . . Kattus, like all players, wants to be a starter, but he understands his role as a backup to the talented Rodney Holman, who has been a Pro Bowl selection the last three seasons . . . Kattus has great respect for Holman . . . "He's an all-pro, there's no doubt about it," Kattus says. "He can do so many things. He's almost like a wide receiver. He can run and he can block. He's a prototype tight end. If I wasn't behind Rodney Holman and not playing, I wouldn't be happy. But

we get our chances. There's a lot of ball being played. I'm happy." . . . Holman says Kattus and Jim Riggs, another tight end, "could be starting anywhere in the league, no doubt." . . . Cincinnati coach Sam Wyche calls Holman, Kattus and Riggs the best tight end combination in the NFL . . . "We've got three," Wyche said. "We try to get our horses in the game when we've felt like the running game would work. They get some balls thrown their way, but their main task in that framework is to block. We've had Eric line up in the backfield, taking on a defensive lineman when we wanted to 'slide' our line. We've mixed it up," Wyche added . . . Kattus grabbed some of the spotlight in the Bengals 40-20 victory Houston late in the season at Riverfront Stadium by catching two touchdown passes for quarterback Boomer Esiason . . . He caught the two TD tosses in less than two minutes to break the game wide open for Cincinnati . . . Kattus also had a big day in the 27-3 victory over Pittsburgh at Riverfront Stadium . . . He had three pass receptions for 63 yards and each catch came on key possessions which led to Cincinnati scores . . . Kattus got an "A" for his blocking in the Bengals 21-16 early season win over San Diego . . . "He meant just as much to this victory as Eddie Brown (10 pass receptions, 178 yards, two touchdowns) and Lewis Billups (six tackles, a pass interception and a fumble recovery)," Wyche said. . . . Kattus blocked Chargers defensive end Burt Grossman and at times outside linebacker Leslie O'Neil which allowed Cincinnati's interior to double team Lee Williams, an AFC sack leader . . . "It's something we worked on in training camp," Kattus said of blocking the bigger Grossman. "I stepped up and took a deep angle on him and tried not to let him get outside. He's a bull, so you had to dig your feet in once you made the block or he'd run over you." . . . Kattus was a high school star in football and basketball before going to Michigan . . . He was "Player of the Year" and All-Cincinnati in football and basketball at Colerain High School . . . He made the Parade Magazine High School All-America team in his senior year when he caught 53 passes for 923 yards, an average of 17.4 yards a catch . . . In basketball, he averaged 16.4 rebounds in his senior year . . . At Michigan, Kattus, who was a tri-captain in his senior season, caught 42 passes for 605 yards, 14.3 yards average, and 10 for touchdowns . . . He played in four bowl games while with the Wolverines — Rose, Fiesta, Sugar and Bluebonnet . . . He was a National Football Foundation Hall of Fame Scholar-Athlete Award winner for the Cincinnati chapter in 1983 . . . Works for West Shell Commercial during the off-season . . . Born March 4, 1963 . . . Hometown is Cincinnati, Ohio.

ERIC KATTUS' STATISTICS

PASS RECEIVING

YEAR	TEAM	NO.	YDS.	AVG.	LG	TD
1986	Cincinnati	11	99	9.0	28	1
1987	Cincinnati	18	217	12.1	57	2
1988	Cincinnati	2	8	4.0	11	0
1989	Cincinnati	12	93	7.8	16	0
1990	Cincinnati	11	145	13.2	31	2
TOTALS		54	562	10.4	57	5

KICKOFF RETURNS

YEAR	TEAM	NO.	YDS.	AVG.	LG	TD
1987	Cincinnati	2	22	11.0	13	0
1990	Cincinnati	1	10	10.0	10	0
TOTALS		3	32	10.6	130	

SCORING

YEAR	TEAM	TDs	TD-R	TD-P	TDRt	PTS.
1986	Cincinnati	1	0	1	0	6
1987	Cincinnati	2	0	2	0	12
1990	Cincinnati	2	0	2	0	12
TOTALS		5	0	5	0	30

PLAYOFF GAMES

PASS RECEPTIONS

YEAR	TEAM	NO.	YDS.	AVG.	LG	TD
1990 (2)	Cincinnati	2	19	9.5	10	1

SCORING

YEAR	TEAM	TDs	TD-R	TD-P	TDRt	S	PTS.
1990(2)	Cincinnati	1	0	1	0	0	6

BRUCE KOZERSKI

C 29 6-4 287
 Holy Cross 8



Bruce Kozerski, a smart, talented offensive lineman is beginning his eighth season in the NFL and fourth as the Cincinnati Bengals' starting center . . . He has started at all five offensive line positions during his career with the Bengals which began in 1984 when he was a ninth-round draft choice from Holy Cross . . . The smart and intelligent Kozerski, a physics major at Holy Cross and an honor student with a 3.7 grade average, calls the blocking schemes at the line of scrimmage . . . After a play is called, Kozerski checks the defensive alignment and matches a blocking-system he thinks will be productive against it . . . "It's a center's job because he has the best overall view," Kozerski says. "A good quarterback can look at a defense and see a weakness, maybe a 'cover two,' and know how to exploit it," says Kozerski. "A good offensive lineman can look at a front and recognize a weakness. They (opponents) have to give you something." . . . Kozerski points out that most of the blocking calls are code words keyed to certain techniques . . . "A lot of it is word association," the center said, "whatever's easiest to remember. It can be fun sometimes, making up those words. You've got to have fun when you play this game, or else it's work." . . . Kozerski says linemen adjust their actions as the game progresses . . . "That's what a lot of our talks on the sideline are about," he said. "We're trying to figure out what will work the best." . . . Offensive line coach Jim McNally says Kozerski is "one of our keys and is as good as any center in the league." . . . A dominating blocker . . . He has good techniques, quickness, agility and instincts . . . "He's always in the right position," McNally said. "He could play all offensive line positions, and has. He's intelligent, very smart, and it is a big thing with him. He uses his head." . . . Kozerski was a starter at right guard in 1986 but moved to center for four games . . . In 1987, he played at guard and tackle . . . Then he went to center to stay . . . He says playing center meant changing techniques . . . "It wasn't a mental adjustment as much as it was techniques," Kozerski said. "Your blocking changes quite a bit because you have a man on your head every play. You're not chasing 230-pound linebackers, you're blocking 280-pound linemen. If you don't stay low, they are going to chew you up like a rag doll. The biggest difference is the physical part of it." . . . Kozerski says he's now more comfortable at center than at any time . . . "I've moved from position to position during my career, but now I'm where I want to stay." . . . Coach Sam Wyche says Kozerski is very valuable because of his versatility . . . "There is a mastering of versatility," Wyche said. "You have to have some of those players. Bruce does it." . . . Excellent snapper . . . He was first-team All-America, first-team Academic All-America, first-team All-ECAC, first-team All New England, and was awarded an NCAA post graduate scholarship as one of the nation's leading student athletes . . . He was a National Honor Student and majored in physics . . . In his four seasons at Holy Cross, the Crusaders went 3-8, 6-5, 8-3 and 9-2-1 and reached the NCAA Division 1AA playoffs in 1983 and won the Lambert Cup as the East's top team in its class . . . Kozerski developed a philosophy about football while at Holy Cross where he was a four-year starter: "When you walk onto the football field you have no friends. Being on the offensive line teaches you one thing, someone is going to lose a battle on every snap and someone is going to win. During my first year, especially, I learned that the one guy that was going to get beat on was me. I hope I've changed that a little." . . . He sure has . . . Very active member of the Bengals' Super Star Competition Program in which players speak at Cincinnati area schools on the dangers of drugs and alcohol . . . Works with Athletes in Action . . . Hobbies include fishing, hunting, softball, basketball, camping, hiking and golf . . . Represents Hammer Strength in New England . . . He and his wife, Elizabeth, have a son, Matthew, 3 . . . Born April 3, 1962 . . . Hometown is Plains, Pa. . . . Lives in Edgewood, Ky.

69

TIM KRUMRIE

NT 30 6-2 274
Wisconsin 9



Tim Krumrie, the Cincinnati Bengals rough and ready nose tackle, is beginning his ninth season in professional football . . . Krumrie, an All-Pro selection in 1988, has recovered from an operation on his left leg which he broke in Super Bowl XXIII against the San Francisco 49ers . . . Krumrie returned to action in 1989 and was at full strength in 1990 . . . Since the operation, Krumrie plays with a metal rod in his left leg . . . The rod will remain there until he quits playing . . . "They are not going to take it out until my career is over," Krumrie said. "When the rod comes out, I'll be done playing football. They explained there was so much new bone formed around the rod that there would be too much trauma to the leg to take the rod out. I don't feel the rod anymore. It's all healed. There's no crack anymore. It's solid." . . . "He's a tremendous player and a tremendous person," says Cincinnati coach Sam Wyche . . . It's unusual when a nose tackle leads the team in tackles, but Krumrie has done it in four of the last six seasons . . . In 1990, he was fourth with 68 tackles — 45 solos and 23 assists — two sacks and a fumble recovery . . . He had six tackles and an assist in two playoff games . . . Krumrie has an excellent attitude, is a hard worker and hustles every minute he's on the playing field . . . His relentless, keep-on-coming approach has helped make him one of the top nose tackles in the business . . . He thrives in close quarters, middle-of-line action . . . Krumrie has the respect of his teammates and opponents . . . He was voted to the Pro Bowl following the 1987 and 1988 seasons . . . In 1988, he was a major part of the Bengals' defense and a key man in the team's AFC championship season and appearance in Super Bowl XXIII . . . Krumrie says the less he sees on the field the better off he is . . . "When you start looking in the backfield is when you get in trouble," he says, "because then you start trying to read things. The best way to play is to just follow the center. He'll always take you to the ball." . . . Krumrie overpowers centers, keeps his balance and makes tackles while they go down . . . He says his balance comes from the wrestling he did in high school and college . . . "It's in my hips," Krumrie said. "I'm always aware of where my hips are." . . . He has extreme strength . . . "Somebody put 360 pounds on a leg-press machine, and there was a little contest to see who could do the most repetitions without resting," Wyche recalled. "Krumrie was so far ahead of everyone else, lifting with the leg he broke (in Super Bowl XXIII), the numbers just boggle your mind." . . . Krumrie did 101 lifts while the average of the other players was about 28 times . . . Krumrie and tackle Anthony Munoz were involved in the first test by pro athletes of a patented exercise program designed to restore speed and quickness . . . The pair of Bengals worked with John Frappier at Red River Valley Sports Medicine Institute in Fargo, N.D. . . . The Bengals drafted Krumrie in the 10th round in 1983 and going that late still bothers him . . . "When I was drafted in the 10th round, I was too short, too slow, and too light," says Krumrie. "Well, I still am, but I'm still here. I didn't get taller, I didn't get bigger, I didn't get faster. I'm still the same. I'm not a great athlete but I can play football with the best of them. That's what I'm here for. I'm still motivating myself over the 10th round draft choice. Hell, I was two-time All-America, three-time All-Big 10, and I led the team in tackles three years at Wisconsin. It's not like I'm a Cinderella story. I had the credentials. I'm just not a computer player." . . . Bengals general manager Paul Brown says Krumrie is one present day player who could have lined up for his great Cleveland teams of the 1950s . . . "He'd be right in there in the middle of that line," Brown says. "He'd be a guy like Bob Gain (a five-time Pro Bowl defensive tackle) — just tenacious and making tackles all over the place." . . . Extremely tough and once pulled three dislocated fingers into place in the huddle without missing a play . . . Krumrie is known for his annual scraps with offensive players at training camp . . . Practice field fights just happen, Krumrie says . . . "I don't work at fight-

ing and being rough in practice, it just happens," he explains. "Honest, I don't fight anywhere else. I don't fight in bars or parking lots, just on the practice field, not football field. Practice and games are different. You don't draw penalties in practice and when you do something stupid, you don't hurt your team. Sometimes I get a little carried away at practice, but I like to think I have the kind of total concentration you need to keep from doing those things in a game." . . . Krumrie says he has only drawn one personal foul penalty in a game "and, I don't think I deserved that one." . . . It came in the Cincinnati-Buffalo AFC championship game in 1988 . . . "Jim Kelly threw an interception and I blocked him during the run-back. As we were going down, he pulled me on top of him and the officials called me for a personal foul." . . . Krumrie hates penalties and can't remember the last time he's been called for being off-sides . . . "All penalties are stupid and that's a part of the game I try to avoid as much as possible. But there's no excuse for me being off-sides. I'm right on top of the ball. When the ball moves, I move." . . . Krumrie is an exception as a nose tackle . . . He makes more than his share of tackles and led the Bengals in a four-year period through 1988 . . . Most nose tackles are set up men who work hard while the stops go to others . . . "It's a matter of wanting to do it and believing I can do it," he said. "Most people think a nose tackle is there to take on two blockers and plug the hole. I try to take on two blockers, plug up the hole and make the tackle." . . . He strives to keep his ability at a Pro Bowl level . . . "I want very much to be a Pro Bowl nose tackle and I have been," Krumrie says. "I really feel I deserve it. I'll just work that much harder to stay on top." . . . "He's definitely a Pro Bowl player," Wyche emphasized. "I don't know anybody who plays against him and walks away enjoying it." . . . Krumrie was a consensus All-American in 1981 and 1982 at Wisconsin where he started 46 consecutive games . . . Wisconsin all-state high school linebacker and heavyweight wrestling champion . . . Hobbies are motorcycling, participating in road races and canoe triatholons . . . Speaks at schools on the danger of alcohol and drugs . . . Tim and his wife, Cheryl, have a daughter, Kelly, 7, and a son, Dexter, 2½ . . . Born May 20, 1960, in Menomonie, Wisc. . . . Hometown is Mondovi, Wisc. . . . Lives in Eau Claire, Wisc., during the off-season.

TIM KRUMRIE GAME BY GAME IN 1990

OPPONENT	TACKLES	ASSISTS	SACKS-YDS	INT-YDS	FUMBLES REC.	OPP.
New York Jets	2	0	0-0	0-0	0	0
@ San Diego	1	1	0-0	0-0	0	0
New England	1	0	0-0	0-0	0	0
@ Seattle	2	1	0-0	0-0	0	0
@ LA Rams	4	3	0-0	0-0	0	0
@ Houston	5	1	0-0	0-0	0	0
@ Cleveland	3	1	0-0	0-0	0	0
@ Atlanta	0	0	0-0	0-0	0	0
New Orleans	7	5	0-0	0-0	0	0
Pittsburgh	4	2	0-0	0-0	0	0
Indianapolis	4	3	0-0	0-0	0	0
@ Pittsburgh	1	0	0-0	0-0	0	0
San Francisco	6	2	1-8	0-0	0	0
@ LA Raiders	2	1	0-0	0-0	0	0
Houston	1	0	1-9	0-0	0	0
Cleveland	2	3	0-0	0-0	0	0
TOTALS	45	23	2-17	0-0	0	0

PLAYOFF GAMES

OPPONENT	TACKLES	ASSISTS	SACKS-YDS	INT-YDS	FUMBLES REC.	OPP.
Houston	2	1	0-0	0-0	0	0
@ LA Raiders	4	0	0-0	0-0	0	0
TOTALS	6	1	0-0	0-0	0	0

TIM KRUMRIE QUOTE

Bengals' nose tackle Tim Krumrie, looking forward to late-season football. "Cold, rain, snow . . . that's my kind of football getting the uniform dirty."

TIM KRUMRIE'S STATISTICS

YEAR	TEAM	TACKLES	ASSISTS	TOTAL	SACKS	INT.	FUMBLES	OPP. REC.
1983	Cincinnati	32	21	53	1.5	0	1	
1984	Cincinnati	57	27	84	5	0	1	
1985	Cincinnati	68	28	96	3.5	0	2	
1986	Cincinnati	73	40	113	1	0	2	
1987	Cincinnati	62	26	88	3.5	0	0	
1988	Cincinnati	98	54	152	3	0	1	
1989	Cincinnati	45	28	73	3	0	1	
1990	Cincinnati	45	23	68	2	0	1	
	TOTALS	480	247	727	22.5	0	9	

PLAYOFF GAMES

YEAR	TEAM	TACKLES	ASSISTS	TOTAL	SACKS	INT.	FUMBLES	OPP. REC.
1988 (3)	Cincinnati	8	5	13	0	0	0	
1990 (2)	Cincinnati	6	1	7	0	0	0	
	TOTALS	14	6	20	0	0	0	

KRUMRIE WATCHES MOVIES

Tim Krumrie finds out all he can about his opponent by watching films.

The Cincinnati nose tackle says at times he can predict things that are going to happen in a game. "I'm a very good cheater. It's part of the game," Krumrie said. "That's part of being a pro. You have to study your opponent. The more you know about your opponent, the better off you'll be in the game. The biggest thing I know is how to study film and I know what to look for," he said, adding he seeks little tipoffs to the play from the opponents. Krumrie makes an unusual number of tackles for a nose tackle. "I think it goes back to attitude and determination," he said, of leading the team in tackles four straight years. "I was a linebacker in high school and that's something a linebacker always did — make a lot of tackles. When I went to college (Wisconsin), I was moved to nose guard because one of the nose guards got hurt. The first thing, I called home and talked to Cheryl (then his girlfriend, now his wife) and she said, 'Well, you're not going to make any tackles at nose guard.' So that was the answer she had for me. I said, 'Oh, yeah, I can make quite a few tackles there.'" Krumrie convinced Cheryl quickly.



BENGALS SUPERB NOSE TACKLE

... Tim Krumrie in ninth season.

SKIP MCCLENDON

DE 27 6-7 287
 Arizona State 5



Skip McClendon is in his fifth season with the Cincinnati Bengals . . . A starting defensive left end, McClendon had 28 tackles — 25 solos and three assists — and two sacks in 1990 . . . He had a good season in all respects . . . "If you had to order defensive linemen out of a Sears Roebuck catalog, he's exactly the type of guy you'd want to get," said Chuck Studley, Bengals' defensive line coach, about the 6-7, 287-pound McClendon . . . "Since he was a linebacker in college, he's got quick feet and great lateral movement. There aren't many guys who can handle a body his size like he can. The only thing Skip needs to work on is playing the leverage. He has a tendency to play too high because he was so used to playing linebacker. He had been playing football standing up for so long, he was really looking at the game of football from a different angle. That's what we're working on now. He's tall and rangy and can shed blockers. He'll shed blockers on one side of the field and come up with the big tackle on the opposite end. He's arrived." . . . McClendon was drafted by the Bengals in the third-round in 1987 out of Arizona State where he played linebacker . . . Coach Sam Wyche likes McClendon's pass rush and his "Joe Hustle" efforts against the rush . . . "He'll play all over the field to chase you down," Wyche said . . . McClendon suffered a broken ankle during the off-season before the 1990 training camp but returned to full strength . . . McClendon started eight games in 1988 when the Bengals won the American Football Conference title and went to Super Bowl XXIII . . . McClendon's goal is to help the Bengals in every way he can . . . "I want to help this team become a consistent winner," McClendon said. "I want to be a factor in keeping this team constantly competitive, week in and week out. When teams come to play us, I want them to think of us as someone they'll always have to fight against. Personally, I want to consistently be known as one of the top defensive linemen in the league. I feel like I'm getting better, but I want people to be able to say every year that Skip McClendon is consistently competitive. I'm competitive now, but I don't feel I've reached my potential yet, but I'm getting there. I feel like I can become a great player if I can keep the right attitude and stay focused. I can do a lot better than I'm doing." . . . One of McClendon's hobbies is roller-skating and one of his nicknames was "Wimpy." "I've been a hamburger man all my life," McClendon says. "That's why my mother used to call me 'Wimpy.'" . . . He says the most memorable moment of his career "was going to the Super Bowl, but it won't be complete unless we go back there and win it." . . . McClendon was a Junior College All-American at Butler County Community College where he played two seasons . . . He also played at Northwestern as a freshman before transferring to Arizona State where he became an All-PAC-10 linebacker . . . He was an All-City and All-Metro player for Radford High School in Detroit, Mich. . . . During the off-season, he enjoys doing charity work and speaking against drugs and alcohol to students at Cincinnati area schools . . . Works with the Bengals-Teen Challenge program and Athletes in Action . . . Skip and his wife, Lisa, have a daughter, Ebony, 3, and a son, Kenneth Jr., 2 . . . Born April 9, 1964 . . . Hometown is Detroit, Mich.

SKIP MCCLENDON'S STATISTICS

YEAR	TEAM	TACKLES	ASSISTS	TOTAL	SACKS	INT.	OPP.	
							FUMBLES	REC.
1987	Cincinnati	7	0	7	0	0	0	0
1988	Cincinnati	16	11	27	2	0	0	0
1989	Cincinnati	25	8	33	2.5	0	1	1
1990	Cincinnati	25	3	28	2	0	0	0
	TOTALS	73	22	95	6.5	0	1	1

PLAYOFF GAMES

YEAR	TEAM	TACKLES	ASSISTS	TOTAL	SACKS	INT.	FUMBLES	OPP. REC.
1988 (3)	Cincinnati	2	0	2	0	0	0	0
1990 (2)	Cincinnati	3	1	4	0	0	0	0
	TOTALS	5	1	6	0	0	0	0

85

TIM MCGEE



WR 26 5-10 183
Tennessee 6

Tim McGee, a first-round draft choice in 1985, caught 43 passes for 737 yards, tops for the Bengals, and one touchdown in 1990, for the AFC Central Division champions . . . He averaged 17.1 yards a reception . . . McGee had eight receptions for 142 yards, 17.7 yards average, in the Bengals 34-31 win over the Los Angeles Rams in overtime . . . He had seven receptions against Indianapolis and six vs. the New York Jets and the New England Patriots. . . . His pass reception yardage against the Patriots was 163 yards . . . In five seasons, McGee is averaging 18.1 yards per reception on 183 catches for 3318 yards . . . He has caught 17 touchdown passes . . . His best season thus far was in 1989 with 65 catches for 1211 yards and five 100-yard games . . . McGee was slowed by a deep thigh bruise last season and missed some action because of it . . . McGee teams with wide receiver Eddie Brown, tight end Rodney Holman and running back James Brooks to give quarterback Boomer Esiason an outstanding quartet of receivers . . . This also means the ball goes to more than one receiver . . . "A receiver always wants to see the ball coming his way," McGee says. "When that's not the case, you just have to suck it up. Frustration builds up inside you, but you just have to take it out on the opponents." . . . McGee credits Cincinnati coach Sam Wyche with making him a better receiver . . . "I work with him. I catch 50 balls from Sam every Thursday during the season and I think it helps me." . . . McGee's speed makes going deep one of his strengths . . . He has good moves and also can go across the middle . . . McGee has made many circus catches during his five years with the Bengals . . . "The thing about Timmy is that he is one of the most acrobatic receivers around," quarterback Boomer Esiason said. "He makes every effort to get the ball. He's not afraid to go across the middle and catch the ball." . . . McGee has the ability to run patterns smoothly and is a very smart receiver who can catch the ball under pressure . . . Wyche calls McGee "a complete receiver. He can go deep and he also can go across the middle. He's always been an excellent pattern runner." . . . McGee, who replaced the now retired Cris Collinsworth as a starter in 1988, says he uses his speed to his advantage, but does not concentrate on just being a speed receiver . . . "Going across the middle is one thing I've tried to do, and I think it has turned me into a complete receiver," McGee said . . . Tennessee's alltime leading receiver . . . He caught 50 passes for 947 yards for the Vols in 1985 and won All-America honors . . . His career totals for Tennessee were 123 receptions for 2042 yards and 15 touchdowns . . . He also was a top track performer for the Volunteers for two years before dropping the sport to concentrate totally on football . . . "I think the key to my career was passing up track in my junior and senior years to concentrate on football," McGee said. "If you are perceived as a trackman, people think all you can do is run by the defensive backs." . . . McGee played high school football at John Hay in Cleveland, Ohio, where he has had a number of good games against the Browns . . . He's a member of the Bengals' Super Star Competition group which annually visits schools in the Cincinnati area and discusses the dangers of drugs and alcohol . . . Hobbies include basketball . . . His wife's name is Yolanda "Miki" . . . Born August 7, 1964 . . . Hometown is Cleveland . . . Lives in Cincinnati.

TIM MCGEE GAME-BY-GAME IN 1990

PASS RECEIVING

OPPONENT	NO.	YDS.	AVG.	LG	TD
New York Jets	6	84	14.0	22	0
@ San Diego	0	0	0.0	0	0
New England	6	163	27.2	52	0
@ Seattle	2	33	16.5	17	0
@ LA Rams	8	142	17.7	32	0
@ Houston	0	0	0.0	0	0
@ Cleveland	0	0	0.0	0	0
@ Atlanta	2	16	8.0	9	0
New Orleans	2	17	8.5	9	0
Pittsburgh	1	8	8.0	8	0
Indianapolis	7	81	11.6	33	0
@ Pittsburgh	3	76	25.3	39	0
San Francisco	1	26	26.0	26	0
@ LA Raiders	2	50	25.0	41	1
Houston	0	0	0.0	0	0
Cleveland	3	41	13.7	21	0
TOTALS	43	737	17.1	52	1

**PLAYOFF GAMES
PASS RECEIVING**

OPPONENT	NO.	YDS.	AVG.	LG	TD
Houston	2	23	11.5	19	0
@ LA Raiders	1	0	0.0	0	0
TOTALS	3	23	7.3	19	0

TIM MCGEE'S STATISTICS

PASS RECEIVING

YEAR	TEAM	NO.	YDS.	AVG.	LG	TD
1986	Cincinnati	16	276	17.3	51	1
1987	Cincinnati	23	408	17.7	49	1
1988	Cincinnati	36	686	19.1	78	6
1989	Cincinnati	65	1211	18.6	74	8
1990	Cincinnati	43	737	17.1	52	1
	TOTALS	183	3318	18.1	78	17

RUSHING

YEAR	TEAM	NO.	YDS.	AVG.	LG	TD
1986	Cincinnati	4	10	2.5	8	0
1987	Cincinnati	1	-10	-10.0	-10	0
1989	Cincinnati	2	36	18.0	25	0
	TOTALS	7	36	5.1	25	0

KICKOFF RETURNS

YEAR	TEAM	NO.	YDS.	AVG.	LG	TD
1986	Cincinnati	43	1007	23.4	94	0
1987	Cincinnati	15	242	16.1	24	0
	TOTALS	58	1249	21.5	94	0

PUNT RETURNS

YEAR	TEAM	NO.	FC	YDS.	AVG.	LG	TD
1986	Cincinnati	3	4	21	7.0	9	0

SCORING

YEAR	TEAM	TDs	TD-R	TD-P	TDRt	PTS.
1986	Cincinnati	1	0	1	0	6
1987	Cincinnati	1	0	1	0	6
1988	Cincinnati	6	0	6	0	36
1989	Cincinnati	8	0	8	0	48
1990	Cincinnati	1	0	1	0	6
	TOTALS	17	0	17	0	102

**PLAYOFF GAMES
PASS RECEIVING**

YEAR	TEAM	NO.	YDS.	AVG.	LG	TD
1988(3)	Cincinnati	4	37	9.3	18	0
1990(2)	Cincinnati	3	23	7.3	19	0
	TOTALS	7	60	8.6	19	0

73

KEN MOYER

T 24 6-7 297
Toledo 3



Ken Moyer, who signed as a free agent three years ago, quietly moved into a starting position at guard, in fact, at both guard spots last season . . . He stepped in at left guard when Bruce Reimers broke his foot in the last preseason game and moved over to left guard later when Brian Blados was sidelined with a neck injury . . . "He played well," says offensive line coach Jim McNally. "He can play anywhere you ask him - guard, tackle or center. He's smart and intelligent. He's a 300-pounder who can play. I like him." . . . It took Moyer some time to get started in football . . . He couldn't make his high school varsity until his senior year and started only four games . . . He wasn't in the running for any college athletic scholarships, but he did get a partial from Toledo after persuading the coaches to look at his game films . . . He took advantage of the break and became a three-year starter for the Rockets and an All-Mid-American Conference selection twice . . . But, he was not drafted by an NFL team . . . Cincinnati, however, signed him as a free agent . . . "I guess I've always been a late bloomer," Moyer said. "Deep in my heart, I always knew I could play, but I had trouble getting my body to do what I wanted." . . . Moyer's hometown is Temperance, Mich., near Toledo, Ohio . . . "I was a clumsy kid with skinny arms and a big gut," Moyer said. "I wasn't very tough and I got picked on a lot. In my junior year, there were 28 guys from my class out for football. All but three made made the varsity. I was one of the three." . . . Moyer says he signed a free agent contract with the Bengals because "it was close to home and because I knew Jim McNally was a great line coach and I really wanted a chance to play on the same team as Anthony Munoz." . . . Moyer is an academic All-American with a degree in electrical engineering . . . "I have a degree in engineering, I'm a professional football player and I have a strong desire to go into the ministry when my NFL career is over," he said. "If you think about it, those are about three of the most opposite things you can be - a scientist, an athlete and a servant of God." . . . Moyer is big and strong and has extreme dedication to the task . . . He is a member of the Bengals-Teen Challenge program and makes appearances at area schools and speaks to students about being aware of alcohol and drugs . . . Hobbies include playing the guitar, golf and racquetball . . . Frequent speaker for youth groups . . . Born November 19, 1966 . . . Hometown is Temperance, Mich.



ALL-PRO ANTHONY MUNOZ

. . . selected to the Pro Bowl 10 consecutive years.

78

ANTHONY MUNOZ

T 31 6-6 284
USC 12



Anthony Munoz is considered by many pro football experts as the best offensive tackle of alltime . . . He has won every honor possible with his flawless play on the Cincinnati offensive line . . . Munoz has been selected for the Pro Bowl 10 consecutive times . . . His only miss was his rookie season in 1980 . . . Last season, Munoz was a consensus All-Pro and was voted the top American Football Conference offensive lineman by USA Today . . . Munoz was a unanimous choice on the NFL's team of the '80s . . . Former NFL offensive lineman voted him the best and his citation from the NFL Alumni Association reads: "The NFL has three levels of offensive lineman. The bottom rung is for players aspiring to make the Pro Bowl. The next step is for those who have earned all-star status. Then there's Anthony Munoz. He's alone at the top, a sure Hall of Famer." . . . Cincinnati coach Sam Wyche says Munoz "is the most impressive player I've ever been around. His standards are high on and off the field. He's the greatest offensive tackle the game has known and is pro football's best ambassador." . . . "He's the epitome of what an NFL offensive tackle should be," said Mike McCormack, a Hall of Fame member who played on the offensive line for Paul Brown in Cleveland and was a head coach of the Philadelphia Eagles and an assistant with the Bengals . . . Great foot quickness and agility enables Munoz to handle defensive ends . . . Very agile for his size . . . Exceptional straight-on blocker . . . Gives strong pass protection . . . Tremendous team player and leader . . . Bengals' offensive line coach Jim McNally says: "Anthony has tremendous strength and agility and intelligence, but most of all he has fast hands. He has those hands and they're just all over. Boom, boom, boom. I haven't seen him lose one step — not anything. He can play as long as he wants to. He's the best athlete I've ever been around," McNally continued. "He could be a linebacker or a tight end. His agility and quickness are outstanding. Anthony doesn't blow the guys off the line like he did when he first came here, but that's only because the game has changed and he's facing defensive ends who weigh as much as he does. He may be the most athletic lineman in the NFL." . . . Munoz is a "near perfect" receiver for the Bengals — four pass receptions, four touchdowns . . . The passes were thrown to him on tackle eligible situations . . . Munoz had a tough season with injuries in 1990, suffering shoulder separation — a torn rotator cuff — and a swollen and red left eye the result of being poked . . . He was unable to play in the playoff game between the Bengals and the Los Angeles Raiders and had surgery on his shoulder in the off-season . . . Munoz enjoys football, but is the pain worth it? . . . "I think you say that from the first year, when you wake up on Monday morning," Munoz said. "And when you're lying there on the ground and somebody's lying on top of you and you're sore and hurting, the thought goes through your head that there's got to be something much easier than this to do." . . . But, Munoz loves the game, and expects to play for many more years . . . "He's in such great shape," says McNally. "I'd say he could easily play five more years if he wants to. And, if he loses a step we can move him in to guard or center." . . . Would changing positions be a problem for the all-pro tackle? . . . "No," says Munoz. "If I could do it and do it effectively. That would be a new challenge, and as athletes, we're always looking for new challenges. That would be just another stage of your career." . . . All-in-all, Munoz has been mostly injury-free during his pro career, except in 1987 when he also had major surgery on a shoulder during the off-season . . . "This year (1990), it's just been a fluky year," he said. "But it hasn't been aggravating enough to where you have to ask yourself 'Do you want to keep doing this?'" . . . Paul Brown, Bengals' vice president and general manager, had Munoz at the top of his 1980 draft list after watching him against Ohio State in the Rose Bowl . . . "The three of us (Mike

Brown, assistant general manager, and Pete Brown, director of player personnel were with him) sat there and laughed out loud. The guy was so big and so good it was a joke." . . . The likable Munoz works with youngsters and has twice won the NFL Alumni's Cincinnati Chapter "Caring For Kids" award for exemplifying the principles of the organization in working with and serving as a good example for youngsters . . . "As athletes, we have many goals," says Munoz. "All that is nice. But I think the challenge as a professional community is to try to accomplish something else, something that's going to last longer than a baseball or football career. I'm thankful to try to have an impact on the youth of the area. That's where my heartbeat is. It's nice to win a game against the Cleveland Browns, to get into the playoffs, to go to a Pro Bowl or Super Bowl, but the thing that is really nice is to see the face of a youngster who has succeeded." . . . He is a member of a group of Bengals who annually visit more than 60 high schools and junior high schools in the Cincinnati area to discuss the dangers of drugs and alcohol . . . He is active in Young Life, Athletes in Action, Campus Crusade for Christ, Cystic Fibrosis, United Appeal, Teen Challenge and the Salvation Army . . . Has played in the movies "Right Stuff," which is about America's seven original astronauts, and "Borderline." . . . Hobbies are golf, softball and running . . . Anthony and his wife, DeDe have a son, Michael, 9 and a daughter, Michelle, 8 . . . Born August 19, 1958 . . . Hometown is Ontario, Calif. . . . Lives in Cincinnati.

ANTHONY MUNOZ'S STATISTICS

PASS RECEIVING

YEAR	TEAM	NO.	YDS.	AVG.	LG	TD
1980	Cincinnati	1	-6	-6.0	-6	0
1984	Cincinnati	1	1	1.0	1	1
1985	Cincinnati	1	1	1.0	1	0
1986	Cincinnati	2	7	3.5	5	2
1987	Cincinnati	2	15	7.5	12	1
	TOTALS	7	18	2.6	12	4

SCORING

YEAR	TEAM	TDs	TD-R	TD-P	TDRt	PTS.
1984	Cincinnati	1	0	1	0	6
1986	Cincinnati	2	0	2	0	12
1987	Cincinnati	1	0	1	0	6
	TOTALS	4	0	4	0	24

ANTHONY'S HONORS

1990

Pro Bowl, AP All-Pro, UPI All-AFC, PFWA All-Pro, Pro Football Weekly All-Pro, NEA All-Pro, College and Pro Football News-weekly All-Pro, Football Digest All-Pro, Football News All-AFC, USA Today AFC Offensive Lineman of the Year, Governor's Award from Ohio Gov. George Voinovich, Athletes In Action Man of the Year.

1981-82-83-84-85-86-87-88-89-90

Selected by vote of players and coaches to play in the Pro Bowl.

1981-82-87-89

NFL Alumni Offensive Lineman of the Year

1981-86

NFL'S Top Offensive Lineman selected by Seagram's Sports Award

1987-88-89-90

Cincinnati Bengals Man-of-the-Year

ANTHONY HELPS REGGIE

Anthony Munoz and Reggie Williams teamed together again during the off-season.

Williams, retired Cincinnati Bengals linebacker and now general manager of the New York-New Jersey Knights of the new World League of American Football, enlisted his former Bengal teammate to evaluate offensive linemen in the league's position-by-position draft.

Munoz has been selected for the Pro Bowl 10 consecutive years and is considered one of the best offensive linemen of alltime.

52

CRAIG OGLETREE

LB 23 6-2 236
Auburn 2



Craig Ogletree, a strong young linebacker, was drafted in the seventh round last year by the Cincinnati Bengals following his college career with Auburn . . . Ogletree shows plenty of promise and used his rookie season as a learning year . . . "He has high intensity and gives good effort," Dick Selcer, Cincinnati linebackers coach, said. "He learned a lot in his rookie year, more on the practice field than in the games. He's a tough guy and will give good competition at outside linebacker as soon as he is ready. He's also a good special teams player" . . . Bengal scouts were attracted to Ogletree at Auburn because of his speed and agility and his pass rushing ability . . . "He can rush the passer well and fight off blockers," adds Selcer. "His coverage is good and he changes directions well." . . . In 1989, Ogletree was selected to a second team All-American position by the Poor Man's Guide to the NFL Draft and The Sporting News . . . He was voted All-Southeastern Conference following his senior season . . . Ogletree, who played four seasons for Auburn, finished third on the team in tackles with 113—54 solos — and he led the Tigers in sacks with 11 in 1989 . . . Born April 2, 1968, in Barnesville, Ga.

32

MITCHELL PRICE

CB/PR/KR 24 5-9 181
Tulane 2



Mitchell Price was a bargain in the Cincinnati Bengals' 1990 draft . . . He came along in the ninth-round and began producing the minute he stepped on the Bengals' training field . . . His play as a punt and kickoff returner and backup cornerback earned him a spot on all the All-Rookie teams . . . The young Price ranked fifth in the American Football Conference in punt returns with 29 for 251 yards, an 8.7 yards average, and one for a touchdown, a 66-yarder against Seattle . . . Price also returned 10 kickoffs for 191 yards with his longest 33 yards . . . He returned three punts for 42 yards, a 14.0 average, in the AFC Central Division Champion Bengals' two playoff games . . . During the regular season, he accounted for 14 tackles, two assists, a pass interception and recovered an enemy fumble . . . He was second on special teams' tackles with seven solos . . . Price, the only rookie defensive back to make the Bengals' roster last season, played a major role in the 16-12 victory over the Steelers in Pittsburgh . . . Trailing 16-12 late in the game, the Steelers moved to the Bengals' seven-yard line and decided to test Price who was in the game at cornerback after Lewis Billups left with a sprained ankle . . . Price responded by covering Dwight Stone on a overthrown pass and batting down a pass intended for Louis Lipps . . . Minutes later, Price ended Pittsburgh's last effort by intercepting a Bubby Brister pass . . . Price is awaiting his opportunity to play more at cornerback . . . "It's an incentive for me to continue working hard and try to do my best," he said. "I feel pretty good about it. I still have a lot of work, but in due time it will come along." . . . Head coach Sam Wyche sees many qualities in Price: "He's an alert football player and you have to get that type of guy on the field," Wyche said. "Mitchell Price is very bright, very quick to learn, very quick to recognize and decipher on the field." . . . Dick LeBeau, Bengals' defensive coordinator, said he believed

Price could play corner in the NFL after he was drafted in the ninth-round . . . "Mitchell improved steadily throughout the season. He helped us on punt returns and played a lot of 'nickel.' He's what we call a 'swing' corner, both sides. There's no telling who's liable to turn an ankle so he has to be ready to play either side." One of Price's top supporters and one of his tutors is veteran cornerback Eric Thomas who predicted in training camp Price could play in the NFL . . . "Everybody's starting to see it now," says Thomas. "Mitchell does exactly what I thought he would do. The best thing about Mitchell, he's a competitor. He reminds me a lot of Frank Minnefield (Cleveland All-Pro), short, stocky and a good tackler" . . . Price appreciates Thomas' help . . . "The year I transferred from SMU to Tulane, Eric was leaving Tulane. We had the opportunity to sit down and talk. Eric's always there to try to help somebody. In my opinion, he's one of the best corners in the NFL, and he's given me a lot of pointers. To me a young guy coming into the league, it meant a lot to have a person like Eric to look up to, as well as a great coach like coach LeBeau." . . . Superb open field runner who has an abundance of toughness . . . Has extreme speed and is a fierce tackler . . . Great leaper, very agile . . . When returning punts and kicks, he has the ability to change directions smoothly and makes tacklers miss with his shift moves and galloping running style . . . Price began his college career at SMU in 1986 and transferred to Tulane in 1987 . . . All-America honorable mention in 1988 after he had five pass interceptions, nine deflections and returned 22 punts for 203 yards and a touchdown . . . All-America honorable mention again in 1989 following a brilliant season for Tulane . . . He had 56 tackles, five pass interceptions and averaged 24.1 on kickoff returns . . . Born May 10, 1967 in Jacksonville, Texas.

MITCHELL PRICE'S STATISTICS

YEAR	TEAM	TACKLES	ASSISTS	TOTAL	SACKS	INT.	FUMBLES	REC.
1990	Cincinnati	14	2	16	0	1	1	

PUNT RETURNS

YEAR	TEAM	NO.	FC	YDS.	AVG.	LG	TD
1990	Cincinnati	29	14	251	8.7	66	1

KICKOFF RETURNS

YEAR	TEAM	NO.	YDS.	AVG.	LG	TD
1990	Cincinnati	10	191	19.1	33	0

PASS INTERCEPTIONS

YEAR	TEAM	NO.	YDS.	AVG.	LG	TD
1990	Cincinnati	1	0	0.0	0	0

SPECIAL TEAMS

YEAR	TEAM	TACKLES	ASSISTS	TOTAL
1990	Cincinnati	7	0	7

PLAYOFF GAMES SPECIAL TEAMS

YEAR	TEAM	TACKLES	ASSISTS	TOTAL	SACKS	INT.	FUMBLES	REC.
1990 (2)	Cincinnati	1	0	1	0	0	0	

75

BRUCE REIMERS

G 30 6-7 298
Iowa State 9



Veteran guard Bruce Reimers is a vital man in Cincinnati's offensive machine . . . Reimers, a dedicated worker who plays hard at all times, provides needed balance up front . . . He keeps things in proper perspective as he goes about his business on the football field . . . There are no heights or depths . . . He plays them one game at a time . . . "You have to play that way for the plain and

simple reason that you don't know what is going to happen in the NFL," he said . . . "The thing is, there are no weeks when you can look ahead and say, 'Well, we've got to play these guys, but really we're looking forward to somebody else.' You're asking for trouble if you do that. No matter who we play and no matter what their record is, you've got to watch out." . . . Reimers began the 1990 season on injured reserve . . . He broke his left foot in a game against the New England Patriots in preseason action and was out six weeks . . . The foot is healed but he had soreness most of the season . . . "In the game, I really didn't think about it," Reimers said. "Where I noticed it was on the sidelines when the defense was on the field for awhile. Then when I would get up and move around it wasn't unbearable pain, just kind of like having a toothache or whatever." . . . Reimers is the starting left guard, but he also can play tackle . . . "He's tough physically and mentally," says Cincinnati offensive line coach Jim McNally. "A good run blocker and a more than adequate pass blocker. He can play guard or tackle so that makes him doubly valuable to us. He gets the job done, and done well." . . . McNally says he likes Reimers' size and the mean streak he has in him . . . "He's a big 'ole lumberjack kind of guy," McNally adds. "He's nasty. He's got those long arms and in my opinion he's one of the best protectors in the NFL. He's a dominant run blocker and he has really improved his pass blocking over the years. He has become a top-notch offensive lineman." . . . McNally says Reimers has a knack of always focusing on his duties . . . How does he keep distraction away? "You just think about your job," Reimers explained. "You concentrate. You watch film, you watch what other teams do against different players, in my case the opponent's defensive line. You study the guy and know everything there is to know about him. When Sunday comes around, then it's just natural reaction." . . . Reimers was an outstanding offensive lineman at Iowa State where he was All-Big Eight in his senior year . . . The Bengals drafted him in the eighth-round in 1984 . . . The quiet Reimers works with children in the off-season, helping them plan their future . . . "I stress to them that where there is failure it isn't the end of the world," says Reimers. "If they do get into a bind, there are other ways of getting out of it. Communication is the biggest part. They can't go into a shell and just expect the problem to go away. That's what the Good Lord gave us parents, brothers and sisters and what have you, to talk to." . . . Bruce and his wife, Su Ann, have three children, Sheldon, 14, Shirley, 12, and Amie, 2 . . . His hobbies are hunting and fishing . . . Born September 28, 1960 . . . Hometown is Humboldt, Iowa.

88

REGGIE REMBERT

WR 24 6-4 200
West Virginia 1



Wide receiver Reggie Rembert was obtained in a trade by the Bengals with the New York Jets shortly before the opening of the 1990 regular season . . . Cincinnati got Rembert, a second-round draft choice, in exchange for linebacker Joe Kelly and offensive lineman Scott Jones . . . The tall, fast, young wide receiver sustained a hamstring injury and was on injured reserve throughout the season . . . He used the time as a learning situation and expects to challenge for playing time this season . . . He excels in the short and medium area and is a long ball threat . . . He has excellent potential . . . Rembert was frustrated by his injury . . . "I'm tired of sitting on the sidelines," Rembert said. "I've been on the sideline too long. I want to get in there and make something happen." . . . Although he did not play last season, the Bengals believe Rembert will be productive . . . "We are happy to have Reggie Rembert with us," says Mike Brown, assistant general manager. "He's a big, tall receiver with good speed, and we think he is a prospect to be a first-line wide receiver in the NFL." . . . Coach Sam Wyche, who looked at Rembert before the 1990 draft, said: "We liked him, but we never had a chance to take him. He's an

excellent player, a potentially top receiver." . . . He was outstanding at West Virginia where he had two-year career totals of 64 receptions for 1269 yards, a 19.8 yards average, and 18 touchdowns . . . As a senior, he earned several All-America honors after catching 43 passes for 793 yards, an 18.4 yards average, and 11 touchdowns . . . He transferred to West Virginia from Independence (Kans.) City College where he was a JUCO All-America . . . He also returned kickoffs at Independence . . . Remberert was the 28th player selected in the 1990 draft . . . Hobbies include golfing . . . Has done charity work for the Ronald McDonald House . . . Holds a degree in sports management . . . Born December 25, 1966 . . . His hometown is Okeechobee, Fla.

87

JIM RIGGS

TE 27 6-5 245
Clemson 5



Tight end Jim Riggs is beginning his fifth season with the Cincinnati Bengals . . . He missed much of training camp in 1990 because of a strained knee ligament . . . In the regular season, he caught eight passes for 79 yards, a 9.9 yards average per catch . . . He also returned a kickoff seven yards . . . Riggs' statistics for four seasons with the Bengals are 23 pass receptions for 190 yards, 8.3 yards average . . . Riggs combines with Eric Kattus as the backups for Rodney Holman, one of the top tight ends in the NFL . . . The trio gives the Bengals plenty of depth at the tight end spot . . . Cincinnati coach Sam Wyche says Riggs is important to the success of the Bengals . . . "He is a dedicated football player and a good football player who is crucial to our success and he must come through for us to have a good season," Wyche said . . . Former Bengals' tight ends coach Bill Johnson, who retired at the end of the 1990 season, says Riggs has multiple value . . . "He has good physical abilities, good size and speed and is a fine blocker and pass receiver," Johnson said. "He's intelligent and is a hard worker. He can also do a good job on special teams. He is a valuable player." . . . He was drafted by the Bengals in the fourth-round after playing for Clemson . . . Riggs got a surprise early in his career with the Bengals . . . In his rookie season in 1987, he was the starting tight end in the Bengals' first preseason game . . . "I was really excited," said Riggs who caught three passes for 52 yards. "You see, the closest I'd ever been to an NFL game was in front of my television set." . . . A quarterback in high school, Riggs is a good receiver . . . "I've always had confidence in my hands from playing quarterback, so I know I can catch the ball . . . Riggs caught 49 passes for 650 yards and one touchdown pass which was on national television . . . "It was on national television," Riggs said. "We were playing Georgia. It was a bomb. My longest catch (43 yards) and for a touchdown." . . . CBS made Riggs "Player of the Game" for that catch . . . He was All-Atlantic Coast Conference and received honorable mention on many All-America teams . . . Riggs was a Strength All-American at Clemson . . . He played quarterback and defensive end in high school . . . Hobbies include hunting and fishing . . . Riggs owns a Hot Springs Spa in Greenville, S.C. . . . His wife's name is Liz . . . Born September 23, 1963 . . . Hometown is Laurinburg, N.C.

JIM RIGGS' STATISTICS

		PASS RECEIVING				
YEAR	TEAM	NO.	YDS.	AVG.	LG	TD
1988	Cincinnati	9	82	9.1	16	0
1989	Cincinnati	5	29	5.8	9	0
1990	Cincinnati	8	79	9.9	21	0
TOTALS		22	190	8.6	21	0
		PLAYOFF GAMES				
YEAR	TEAM	NO.	YDS.	AVG.	LG	TD
1988	Cincinnati	3	18	6.0	13	0

76

KIRK SCRAFFORD

T	24	6-6	270
Montana	2		



Kirk Scrafford was the "find" of the season for the Cincinnati Bengals in 1990 . . . He is a free agent from Montana who offensive line coach Jim McNally found on one of his late scouting trips . . . "It was about the 35th or 36th place I stopped out of 38," McNally recalled . . . Scrafford impressed McNally and now he is a "McNally Project." . . . McNally said he worked Scrafford out in the Montana gymnasium and made him run right at him and then veer off at the last instant . . . He liked what he saw . . . "The man is as quick as a minute," McNally said. "We believe he can be a starter for us here one day at either guard or tackle." . . . Scrafford started the second round playoff game against the Los Angeles Raiders last season in place of All-Pro tackle Anthony Munoz, who was sidelined with a shoulder injury, and played well . . . Scrafford is rangy and strong and works hard on and off the field . . . "I can only work on the field and study and do what they tell me," he says . . . McNally spends a lot of time with Scrafford, and Munoz gives him advice as do some of his other teammates . . . "What I like about Kirk, is he's always hustling," says quarterback Boomer Esiason. "He'll miss a block, but he'll be back downfield trying to pick off another guy." . . . The Bengals hope Scrafford will add some weight . . . He has impressed coach Sam Wyche who says, "Scrafford will be on this team for many years." . . . Scrafford enjoyed his rookie season . . . The first professional football game he saw was the preseason opener he played in at Tampa Bay . . . In the last game he played in 1990, he was across the line from All-Pro defensive tackle Greg Townsend . . . "Guess you could say, I've come a long way," Scrafford said . . . Scrafford's teammates kid him about his propensity for flannel shirts and diet of tree bark . . . He's an outdoorsman . . . Esiason told him before the Raiders game in the playoffs he was going to be in Montana . . . "People are going to be watching him on TV, and he's going to be big in Montana. He'll be doing car dealerships." . . . Scrafford was an All-Big Sky selection at offensive tackle for Montana in 1988 and 1989 and also received All-America honorable mention . . . Scrafford was selected first team offensive tackle Associated Press I-AA All-America in 1989 and also first team I-AA by Don Hansen's Football Gazette . . . He was an All-Big Sky Academic choice in 1988-89 . . . In addition to playing football, Scrafford was a member of the Grizzly's track team . . . Scrafford was Montana high school state discus champion in 1985 . . . He is finishing his degree at the University of Montana . . . Hobbies are hunting and fishing . . . Born March 15, 1967 . . . Hometown is Billings, Mont.

83

KENDAL SMITH

WR/PR/KR	25	5-10	189
Utah State	3		



Kendal Smith is a fast wide receiver and kick and punt return man who was sidelined and on injured reserve late in the 1990 season . . . Smith caught seven passes for 45 yards, returned two kickoffs for 35 yards and a punt for four yards last season . . . "Kendal is a good worker with the ability to do a lot of things," coach Sam Wyche says. "He has good speed and he's a good learner." . . .

Drafted in the seventh-round by the Bengals in 1989 after a brilliant career at Utah State where he excelled as a pass-catcher and punt and kickoff returner . . . Caught 10 passes for 141 yards and one touchdown (41 yards) in his rookie season . . . Also returned 12 punts for 54 yards and five kickoffs for 65 yards . . . He totaled 2952 receptions yards in his career at Utah State to set a Big West Conference record . . . Smith holds many Utah State receiving and punt and kick return records . . . Impressed Cincinnati coaches with his exceptional breakaway speed and leaping ability . . . Has plenty of potential and should develop into a good player . . . Hobbies are sports . . . Participates in "Ski for the March of Dimes." . . . Kendal and his wife, Boni, have a daughter, Vanessa, 3 . . . Born November 23, 1965 . . . Hometown is Redwood City, Calif.

KENDAL SMITH'S STATISTICS

PASS RECEIVING

YEAR	TEAM	NO.	YDS.	AVG.	LG	TD
1989	Cincinnati	10	140	14.0	41	1
1990	Cincinnati	7	45	6.4	11	0
	TOTALS	17	185	10.9	41	1

PUNT RETURNS

YEAR	TEAM	RET.	FC	YDS	AVG.	LG	TD
1989	Cincinnati	12	2	54	4.5	15	0
1990	Cincinnati	1	0	4	4.0	4	0
	TOTALS	13	2	58	4.4	15	0

KICKOFF RETURNS

YEAR	TEAM	NO.	YDS.	AVG.	LG	TD
1989	Cincinnati	5	65	13.0	19	0
1990	Cincinnati	2	35	17.5	20	0
	TOTALS	7	100	14.3	20	0

SCORING

YEAR	TEAM	TDs	TD-R	TD-P	TDRt	S	PTS.
1989	Cincinnati	1	0	1	0	0	6

97

ANDREW STEWART

DE 25 6-5 265
Cincinnati 2



Andrew Stewart came to the Cincinnati Bengals during the off-season in 1991 after playing for the Cleveland Browns for two years . . . Missed the 1990 season because of an Achilles tendon injury . . . Stewart was an outstanding defensive lineman for the University of Cincinnati and was drafted in the fourth-round by the Browns in 1989 . . . In his rookie season, Stewart recorded three quarterback sacks, 11 pressures and had 27 tackles . . . He also played on special teams on kickoff coverage and recorded five tackles . . . He has good size, strength and speed . . . While playing for UC, Stewart totaled 145 tackles, 30 tackles for 161 yards lost, and 16 sacks and three fumble recoveries in three seasons . . . In his senior year, Stewart led the Bearcats with 13 tackles for 161 yards lost and five sacks and had 57 tackles . . . He earned All-America honorable mention from the Poor Man's Guide and played in the East-West Shrine Game and the Senior Bowl where he and his brother, Alex, who played at Cal-Fullerton, shared in producing a safety . . . Named UC's Most Outstanding Lineman in 1988 . . . Top defensive lineman at Fresno JC . . . Played one year of football in high school and was a tight end . . . Began lifting weights at Fresno JC and grew six inches and gained 50 pounds in one year and was persuaded to go out for football . . . Originally from Jamaica, Stewart moved with his family to Toronto when he was 11 and to West Hempstead, N.Y., two years later . . . He was a pre-law major at UC.

ANDREW STEWART'S STATISTICS

YEAR	TEAM	TACKLES	ASSISTS	TOTAL	SACKS	INT.	OPP. FUMBLES RECOVERED
1989	Cleveland	27	14	41	3	0	0

20

CRAIG TAYLOR

RB 25 6-0 228
West Virginia 3



Craig Taylor is a big, powerful productive fullback . . . He has been involved in much action in his first two seasons with the Bengals and has been impressive . . . Last season, Taylor averaged 4.2 yards when he rushed for 216 yards on 51 attempts . . . He rushed for two touchdowns and caught three passes, one for a TD, for 22 yards . . . As a rookie in 1989, Taylor rushed for 111 yards on 30 attempts for a 3.7 yards average . . . He rushed for three touchdowns and had two TD pass receptions in his rookie year . . . An excellent short-yardage back who is strong and devastating on one-on-one situations . . . His strength amazes coach Sam Wyche and his teammates . . . "I've seen the blocking stop and it was just his running that got him into the end zone," Wyche recalled. "He's excellent in short yardage situations." . . . Quarterback Boomer Esiason adds: "Craig is not the kind of player who is going to break a 75-yard run for you, but when it's two yards and a cloud of dust and you send that missile through there, he's going to put it in the end zone." . . . Esiason has nicknamed Taylor "Rhino." "That's because when he runs into people he just tears into them," Esiason says. "When tacklers try to tackle him they end up paying for it." . . . He's also called "Cinder Block" because he's built low to the ground and wrecks havoc . . . Taylor combines his power running with excellent blocking . . . He was a major force in the success of West Virginia where he averaged 4.9 yards per rushing attempt in his senior year . . . He also averaged over four yards an attempt in his sophomore and junior seasons . . . All-State as a tailback and cornerback at Linden, N.J. High School . . . He has a daughter, Ashley Nicole Ferrell, 1, . . . Hobbies include basketball, bowling, jogging and tennis . . . Born January 3, 1966 . . . Hometown is Linden, N.J.

CRAIG TAYLOR'S STATISTICS

YEAR	TEAM	RUSHING				
		NO.	YDS.	AVG.	LG	TD
1989	Cincinnati	30	111	3.7	16	3
1990	Cincinnati	51	216	4.2	24	2
	TOTALS	81	327	4.0	24	5

YEAR	TEAM	PASS RECEPTIONS				
		NO.	YDS.	AVG.	LG	TD
1989	Cincinnati	4	44	11.0	18	2
1990	Cincinnati	3	22	7.3	20	1
	TOTALS	7	66	7.4	20	3

YEAR	TEAM	KICKOFF RETURNS				
		NO.	YDS.	AVG.	LG	TD
1989	Cincinnati	1	5	5.0	5	0
1990	Cincinnati	1	16	16.0	16	0
	TOTALS	2	21	10.5	16	0

22

ERIC THOMAS

CB 27 5-11 181
Tulane 5



Cornerback Eric Thomas returned to action following an operation on his right knee quicker than any one believed he could . . . He injured his knee while playing basketball during the off-season . . . In late May, 1990, he had anterior cruciate ligament reconstruction surgery, a major operation that usually takes a year to recover from . . . His return to the playing field inspired the Cincinnati defensive unit in the Bengals drive for the AFC Central Division title . . . Thomas had 11 solo tackles during the two regular season games he played in . . . In the two playoff games, he had nine tackles, eight solos and one assist . . . Thomas returned to the active roster late in the season and played against Houston on December 23 . . . "I'm not going to be able to get back 100% before the season is over, I know that," Thomas said during rehabilitation. "But each week, I feel myself getting better, more confident. I'm probably about 90 per cent as far as being healed and 95 per cent as far as my mind's concerned. I'm thinking about it just a little bit, and that little bit is what's causing me to hesitate when I make a cut or whatever." . . . In his first game back after rehabilitation, he made six tackles and was paired against the speedy receivers of the Houston Oilers . . . "I felt like coming back against Houston was good for me," Thomas said. "A spread offense is not an offense where you get a lot of running football. When you get running football, you've got linemen coming at you more. And usually when the run is on is when guys roll on top of you and whatever. In the run-and-shoot, you're matching up against people more your size and that helps." . . . He said the toughest moment in returning to action was the first point of contact . . . "Their very first offensive play, I was covering Drew Hill, and he came out and ran a little flat route, and as soon as he caught the ball and turned around, I was able to tackle him," Thomas said. "I was hoping something like that would happen, like right away — just so I could feel confident bumping it on the ground." . . . Thomas continued his rehabilitation during the off-season by following the program operated by former Bengals' linebacker Jim LeClair in Fargo, N.D., that nose tackle Tim Krumie and tackle Anthony Munoz went through last season . . . Thomas, who was a key man to the Bengals drive to Super Bowl XXIII, operates like a coach on the field . . . He knows his job and works at it . . . "There are going to be times when you're going to get beat, especially at this level," says Thomas. "The guys here are all good players and you've got to expect that they are going to do well themselves. When something like that happens, you can't get down on yourself. You've got to come back and play the next play." . . . Thomas led the Bengals with seven pass interceptions in Super Bowl XXIII season in 1988 and was selected for the Pro Bowl . . . Coach Sam Wyche terms Thomas "just pure speed, plus he's physical enough to play well on the corner." . . . Thomas was a track star at Tulane and he took up football relatively late . . . "Speed is something I've always had, and harnessing it has always been a problem in football. Sometimes, earlier, I had a tendency to let my speed get out of control and that affected my pass coverage techniques." . . . Thomas, who hopes to coach track after he retires from football, has logged times of just over 4.3 seconds in the 40, 10.3 seconds for 100 meters, 20.8 seconds for 200 and an eight-inch long jump of 25 feet . . . Defensive coordinator Dick LeBeau says Thomas has excellent speed and acceleration . . . LeBeau adds that Thomas has corrected his track attributes which do not mesh with football . . . "Everything you do as a sprinter is based on building a powerful, straightaway long stride," LeBeau said. "A defensive back needs quick, short strides. He keeps his speed under control until he reads the keys that determine where he's supposed to go. Then comes the burst of speed."

... Thomas attended Pasadena City College before entering Tulane ... His hobbies are track, basketball, weightlifting and music ... he has a son Brandon, 6 ... Born September 11, 1964 ... Hometown is Sacramento, Calif.

ERIC THOMAS' STATISTICS

YEAR	TEAM	TACKLES	ASSISTS	TOTAL	SACKS	INT.	FUMBLES	OPP. REC.
1987	Cincinnati	15	3	18	1	1	0	
1988	Cincinnati	46	18	64	0	6	0	
1989	Cincinnati	40	8	48	2	4	1	
1990	Cincinnati	11	0	11	0	0	0	
	TOTALS	112	29	141	3	11	1	

PASS INTERCEPTIONS

YEAR	TEAM	NO.	YDS.	AVG.	LG	TD
1987	Cincinnati	1	3	3.0	3	0
1988	Cincinnati	7	61	8.7	37	0
1989	Cincinnati	4	18	4.5	18	1
	TOTALS	12	82	6.8	37	1

SPECIAL TEAMS

YEAR	TEAM	TACKLES	ASSISTS	TOTAL
1988	Cincinnati	2	0	2
1989	Cincinnati	1	0	1

PLAYOFF GAMES

YEAR	TEAM	TACKLES	ASSISTS	TOTAL	SACKS	INT.	FUMBLES	OPP. REC.
1988 (3)	Cincinnati	10	1	11	0	2	0	
1990 (2)	Cincinnati	8	1	9	0	0	0	
	TOTALS	18	2	20	0	2	0	

96

NATU TUATAGALOA

DE 25 6-4 274
California 3



Nat's full name is Gerardus Mauritius Natuitasina Tuatagaloa ... What a headache for radio and television announcers ... Tuatagaloa was drafted by the Cincinnati Bengals in the fifth-round in 1989 after being a defensive standout for four seasons at the University of California ... He saw considerable action last season and recorded 25 tackles and three assists ... An excellent pass rusher, Tuatagaloa registered 4½ sacks and recovered two fumbles ... He had four special teams tackles ... Defensive line coach Chuck Studley says Tuatagaloa has excellent potential because of his size and quickness ... "He's a big guy, 270, and it's not a pumped up 270," Studley says. "I think he could get bigger as he matures." ... After two seasons with the Bengals, Tuatagaloa is learning more and more ... "The techniques in professional football are a little different with regard to footwork and the responsibilities are a little different," he said ... Tuatagaloa added that practices are more simplified ... "Certain things they do, and little things you have to take care of on your own," he said. "In college, if you had a problem they always had a drill for it. Here you are supposed to be able to do what you do. You have to adopt and adjust and improvise and get it done." ... Very powerful and uses hands well in shedding blockers ... Physical at the point of attack ... Natu is Dutch-Samoan and his athletic skills come from his Samoan father and Dutch mother, who were both exceptional athletes ... His father was one of the best rugby players ever to play in Samoa, Tuatagaloa said ... His mother, Ria, was a swimmer for The Netherlands in the Olympics ... "I have a lot of athleti-

cism behind me," Tuatagaloa adds . . . He has played rugby and basketball and had 12-1 record in Golden Gloves boxing competition . . . His boxing career was short-lived, however . . . "My mom found out and made me quit boxing," he says . . . Tuatagaloa's hobbies are fishing, biking, waterskiing, jetskiing, basketball and golf . . . He has a daughter, Teanna Christine, 4 . . . Born May 25, 1966 . . . Hometown is San Rafael, Calif.

NATU TUATAGALOA'S STATISTICS

YEAR	TEAM	TACKLES	ASSISTS	TOTAL	SACKS	INT.	FUMBLES	REC.
1989	Cincinnati	6	1	7	.5	0	0	
1990	Cincinnati	17	7	24	4.5	0	2	
TOTALS		23	8	31	5	0	2	

SPECIAL TEAMS

YEAR	TEAM	TACKLES	ASSISTS	TOTAL
1989	Cincinnati	2	0	2
1990	Cincinnati	4	0	4
TOTALS		6	0	6

PLAYOFF GAMES SPECIAL TEAMS

YEAR	TEAM	TACKLES	ASSISTS	TOTAL	SACKS	INT.	FUMBLES	REC.
1990 (2)	Cincinnati	1	0	1	0	0	0	

59

KEVIN WALKER

LB 25 6-3 244
Maryland 4



Kevin Walker was "back home on the inside" in 1990 and the results of his switch from outside to inside were outstanding . . . Walker ranked third on the team in tackles last season with 74, including 60 solos . . . The inspired linebacker also had a pass interception . . . He made five tackles in the Bengals' two playoff games . . . Walker came to the Cincinnati Bengals as a third-round draft choice from Maryland, where he was an inside linebacker, in 1988 . . . He was slated to be heir to now retired Reggie Williams' outside linebacker spot . . . However, a left knee injury in the sixth game of the season and reconstructive surgery stalled those plans . . . Walker was a backup at an outside spot in 1989 . . . "We had plans for him initially to replace Reggie (Williams) and he had a knee injury," coach Sam Wyche said. "But after his knee healed and he added some weight we moved him inside where he played at Maryland. He plays well inside and looks like he's at home." . . . Walker agrees . . . "I love playing inside linebacker," Walker said. "It's a whole different feeling. It's like two different worlds, inside and outside linebacker. I feel like I'm back in my own territory." . . . Walker added he felt good physically during the 1990 season . . . "My time is now. I'm over my knee injury. I'm confident. I'm extremely comfortable at my position. I feel like I know the defense that much better." . . . The hard-working Walker says he's best-suited for outside duties. "Inside, you've got blockers coming at you from the front. Outside, it's more of a finesse game, so you have to be more poised and not as aggressive." . . . He has worked hard to get his weight up so he is one of the big linebackers and can still keep his mobility . . . He works with weights and swims . . . "I've added some weight," Walker says. "The optimum is to carry the most weight you can possibly carry and be mobile. I feel I'm moving very well. I'm not going to try to put on any more, just hold where I am." . . . Wyche terms Walker "an impact player who is explosive and very physical and who seems to uncoil when making tackles . . . A classic run-stuffer, Walker can also pressure the passer . . . He is an excellent special teams player and recorded six tackles last season . . . Walker started his career at Maryland

as a fullback but was shifted to linebacker . . . He led Maryland in tackles in 1987 with 172 tackles — 108 solos — nine sacks and 14 tackles for 22 yards in losses . . . His efforts earned him All-Atlantic Coast Conference and second team All-America honors . . . A member of Athletics in Action and the Bengals' Superstar Competition Group which visits Cincinnati area schools and campaigns against drug and alcohol abuse . . . Works with the American Cancer Society, Special Olympics, and the Make-A-Wish Foundation for children who are terminally ill . . . All-Area, All-Conference, team captain and most valuable player as a senior at West Milford Township (N.J.) High School . . . Born December 24, 1965 in Denville, N.J. . . . Hometown is Milford Township, N.J. . . . Lives in Cincinnati.

KEVIN WALKER GAME-BY-GAME IN 1990

DEFENSIVE STATISTICS

OPPONENTS	TACKLES	ASSISTS	SACKS-YDS	INT-YDS	OPPONENTS FUMBLES REC.
New York Jets	7	2	0-0	0-0	0
@ San Diego	6	0	1-6	0-0	0
New England	3	0	0-0	0-0	0
@ Seattle	6	3	0-0	0-0	0
@ LA Rams	6	2	0-0	0-0	0
@ Houston	3	0	0-0	0-0	0
@ Cleveland	2	0	0-0	0-0	0
@ Atlanta	4	1	0-0	0-0	0
New Orleans	8	2	0-0	0-0	0
Pittsburgh	4	0	0-0	0-0	0
Indianapolis	2	0	0-0	0-0	0
@ Pittsburgh	4	0	0-0	0-0	0
San Francisco	1	0	0-0	0-0	0
@ LA Raiders	4	3	0-0	0-0	0
Houston	0	0	0-0	0-0	0
Cleveland	1	1	0-0	0-0	0
TOTALS	61	14	1-6	0-0	0

PLAYOFF GAMES DEFENSIVE STATISTICS

OPPONENTS	TACKLES	ASSISTS	SACKS-YDS	INT-YDS	OPPONENTS FUMBLES REC.
Houston	0	0	0-0	0-0	0
@ LA Raiders	4	1	0-0	0-0	0
TOTALS	4	1	0-0	0-0	0

KEVIN WALKER'S STATISTICS

YEAR	TEAM	TACKLES	ASSISTS	TOTAL	SACKS	INT	OPP. FUMBLES REC.
1988	Cincinnati	INJURED					
1989	Cincinnati	7	4	11	0	0	1
1990	Cincinnati	60	14	74	1	0	0
	TOTALS	67	18	85	1	0	1

SPECIAL TEAMS

YEAR	TEAM	TACKLES	ASSISTS	TOTAL
1988	Cincinnati	1	0	1
1989	Cincinnati	10	0	10
1990	Cincinnati	4	2	6
	TOTALS	15	2	17

PLAYOFF GAMES

YEAR	TEAM	TACKLES	ASSISTS	TOTAL	SACKS	INT.	OPP. FUMBLES REC.
1990 (2)	Cincinnati	4	1	5	0	0	0

63

JOE WALTER

T 28 6-7 292
Texas Tech 7



Big, veteran offensive tackle Joe Walter is back, make no mistake about that . . . Walter had his usual good, solid season in 1990 and did not show any effects of a left knee injury that occurred in the last regular season game in 1988 . . . He underwent an operation on a torn anterior cruciate ligament and meniscus cartilage in his left knee and missed the playoff games and Super Bowl XXIII . . . He also narrowly missed attaining All-Pro honors . . . Walter returned to action sooner than expected in 1989, but he wasn't as ready as he wanted to be . . . He worked hard and last season he was back at full strength . . . "I worked hard," he said, "and it's something (the knee injury) I'm going to play with the rest of my life. I don't even think about the knee anymore. I changed the brace I was wearing and went back to the older one. The old one is smaller and lighter and you don't really feel it." . . . Jim McNally, Bengals' offensive line coach, has much respect for Walter . . . "He's a tremendous offensive lineman and I'm glad he's back to where he was before the injury. He is an exceptional pass blocker. He's tremendously active, has quick feet and gives strong, strong pass protection. He's a giant with long arms and has great strength. He can pass block forever." . . . Walter is a quiet, hard worker . . . "He doesn't talk a lot and he isn't loud," says Cincinnati running backs coach Jim Anderson. "He's just determined to get the job done." . . . Walter has good strength, quickness and balance and provides top coverage for quarterback Boomer Esiason when he is teamed up against the best defensive linemen in the NFL . . . Walter says his goals as a player are going to the Super Bowl again and going to Honolulu for the Pro Bowl . . . He was a seventh-round draft choice of the Bengals in 1984 after playing for Texas Tech where he started three seasons and was regarded as the team's top offensive lineman . . . His hobbies include boating, golfing, fishing and doing charity work in Northern Kentucky . . . He was a member of the Bengals' fishing team which won the NFL 1990 Walleye Tournament at Lake Erie . . . His wife's name is Belinda and they have a son, Tyler, 4 . . . Hometown is Dallas, Texas . . . Lives in Florence, Ky.

HERE'S WHAT JOE WANTS

Cincinnati tackle Joe Walter, a quiet man with lots of thoughts, laughingly says he would make three changes in football if given the opportunity.

- Put the referees in pink shirts. "That would make it a little easier to take all those holding calls."
- Impose a minimum weight of 300 pounds on outside linebackers. "So I can get out there and block them quicker."
- Ban all blonde-haired left-handed quarterbacks. Walter spends from July until January each year protecting blonde-haired, left-handed quarterback Boomer Esiason.

GOLIC ON JONES

Raiders' defensive tackle Bob Golic, who watched Bengals' Rod Jones chase Bo Jackson the length of the field and tackle him on the one-yard line after an 88-yard run: "I thought he was going to chase him into the parking lot."

51

LEON WHITE

LB 27 6-3 242
Brigham Young 6



Veteran Leon White is a steady and strong outside linebacker who leads by actions, not words . . . The quiet White is in his sixth season with the Bengals after being drafted in the fifth-round in 1986 out of Brigham Young University . . . He's a tough interview . . . "The only problem Leon has is that he's too quiet," says Bengals' linebacker coach Dick Selcer. "He makes spectacular plays, but you would never know they were spectacular if you tried to get him to describe them. He's modest, sincere and unselfish. I don't think 'I' is in his vocabulary." . . . White, who is very bright and articulate, says he was brought up to be a quiet person . . . He says football is a team sport, not an individual sport, and if he does the job he's supposed to do the credit is there and that's enough for him . . . "Almost every time someone makes a big play, it's because someone else did something earlier," White points out. "When I scored a game-winning touchdown against Kansas City in 1989, for example, all I did was steal the ball and run it in. It was the other guys who stood up Christian Okoye (Kansas City fullback) and made it possible." . . . Regardless, it seems like White is always around the ball, covering the run at the line of scrimmage or covering the pass underneath . . . In the 1990 regular season, White had 34 tackles — 28 solos and six assists — one sack and one pass interception . . . He had two special teams' tackles . . . In the two play-off games, he totaled three tackles . . . White earned his starting job with the Bengals in 1988 and has made constant strides forward and has shown steady improvement . . . "He has long arms and big, strong hands and is a hard tackler who forces fumbles and tips passes," says Dick LeBeau, defensive coordinator . . . Intent, listens to instructions and puts them into practice . . . Among his nicknames is the "Quiet Storm," which goes back to his high school days . . . While playing for BYU, White was first-team All-Western Athletic Conference in 1985, a nominee for the Dick Butkus Award, honorable mention All-America by the Associated Press and a player in the East-West Shrine game . . . Works at the San Diego Naval Hospital with cancer patients during the off-season . . . Speaks frequently to youth groups and with children on the importance and value of a good education . . . An outstanding athlete, White was offered a baseball contract by the St. Louis Cardinals . . . He coaches youth baseball teams in the off-season . . . He helped organize the Martin Luther King Parade in San Diego . . . Hobbies include jazz music and racquetball . . . He and his wife, Betsy, have a son, Derek . . . Born October 4, 1963 . . . Hometown is San Diego, Calif.

LEON WHITE' STATISTICS

YEAR	TEAM	TACKLES	ASSISTS	TOTAL	SACKS	INT	FUMBLES	OPP REC.
1986	Cincinnati	1	1	2	0	0	0	0
1987	Cincinnati	11	0	11	0	0	0	0
1988	Cincinnati	36	23	59	3	0	1	1
1989	Cincinnati	31	15	46	2	1	1	0
1990	Cincinnati	28	5	33	1	1	0	0
TOTALS		107	44	151	6	2	2	2

PASS INTERCEPTIONS

YEAR	TEAM	NO.	YDS.	AVG.	LG	TD
1989	Cincinnati	1	22	22.0	22	0

SCORING

YEAR	TEAM	TDs	TD-R	TD-P	TDRt	PTS.
1989	Cincinnati	1	0	0	1	6

SPECIAL TEAMS

YEAR	TEAM	TACKLES	ASSISTS	TOTAL
1988	Cincinnati	4	0	4
1989	Cincinnati	5	1	6
1990	Cincinnati	2	0	2
TOTALS		11	1	12

PLAYOFF GAMES

YEAR	TEAM	TACKLES	ASSISTS	TOTAL	SACKS	INT.	FUMBLES	OPP. REC.
1988(3)	Cincinnati	8	1	9	0	0	0	0
1990(2)	Cincinnati	3	0	3	0	0	0	0
TOTALS		11	1	12	0	0	0	0

SPECIAL TEAMS

YEAR	TEAM	TACKLES	ASSISTS	TOTAL
1988(3)	Cincinnati	2	0	2
1990(2)	Cincinnati	0	0	0
TOTALS		2	0	2

4

ERIK WILHELM

QB 25 6-3 217

Oregon State 3



Erik Wilhelm, a third-round draft choice of the Cincinnati Bengals in 1989, is a top young quarterback who has progressed rapidly in two seasons . . . Bengals' third-round draft choice in 1989 . . . A backup to Boomer Esiason, Wilhelm completed 12 of 19 passes for 117 yards and rushed for six yards last season . . . In his rookie year, he completed 30 of 56 passes for 425 yards, four touchdowns and two interceptions and rushed for 30 yards . . . A quick learner and a hard worker, Wilhelm is always among the last players to walk off Spinney Field after practices . . . "They (Wilhelm and Todd Philcox, now with Cleveland) don't get the snaps on the field during practice," said Dana Bible, quarterbacks coach. "There are only a limited number of snaps and Boomer will get those. That's why we stay after. We go through the whole practice script again — that's where Erik and Todd get their snaps. They don't have the rest of the team to work with, but they're able to get their reps." . . . The Bengals are confident the 6-3, 217-pound Wilhelm can run their offense, and he showed them he could in 1989 against the Los Angeles Raiders and the Miami Dolphins . . . Against Miami he completed five of six passes for 98 yards and a touchdown; against the Raiders he was 15 of 36 for 200 yards, one touchdown, one interception . . . He actually got his christening in the game with the Raiders when he took over at quarterback when Boomer Esiason suffered a bruised lung . . . The Bengals' offensive unit was depleted with injuries sidelining running backs James Brooks and Eric Ball and wide receivers Eddie Brown and Mike Martin . . . But Wilhelm stepped in and showed great poise even though the Bengals lost 28-7 . . . "It was pretty tough, with our situation on the personnel we had, being down two touchdowns and all those things against you," Wilhelm said. "But when you lose something you have to make up for it. You can't let it offset what you do, or stuff just isn't going to get done." . . . Cincinnati coach Sam Wyche says Wilhelm did an exceptional job in a difficult situation . . . "Erik had to do things he never practiced," Wyche said, "things he had never seen anybody practice. He did a great job. He's a bright, young player. We were in such a situation we got a couple of late calls to him. He was in a tough spot, but he looked me square in the eye," Wyche continued. "He was right with me. The players have a lot of confidence in him. He's going to be a fine quarterback. He's been christened in the toughest way it can happen to you." . . . "He has displayed good command of our offense," Bible says. "He is an accurate passer, athletic and mobile. He fits well with what we do." . . . Wilhelm reads defenses well although he says it was a difficult adjustment from college to pro . . . "In college, I read defensive secondary coverages. I really don't have to look at the opponent's front. Here, you have to look at the down linemen. That tells you a lot about what the secondary is going to do. In the pros, I have to look at the linemen, the linebackers and the secondary. In college, I would just look at the two safeties and the cornerbacks to read the defense. I don't think I

have a problem reading defenses. It's just an experience factor." . . . Wilhelm says he wants to play 10 or 12 years in the NFL . . . "I want to be a starter at some point," he says. "It can be frustrating as a back-up, but I understand where I'm at and I understand how good Boomer is. For now, I'll just work hard and wait for my chance." . . . Wyche tells Wilhelm to "keep your head in the game, stay in the game mentally to be ready." . . . "To think otherwise would be ludicrous," Wilhelm said . . . The most prolific quarterback ever at Oregon State . . . Holder of virtually all total offense and passing records for Oregon State . . . Broke or tied 33 school and conference records . . . Closed out his college career as the PAC-10 Conference's alltime leading passer with 9393 yards, surpassing the previous record of 9349 yards by Stanford's John Elway (1979-1982), now Denver Broncos' quarterback . . . Had a 62.2 passing average in his senior year . . . Carries a number of nicknames — Baby Boomer (blond hair, blue eyes, lefthander), Hoyt (for Hoyt Wilhelm), Opie and Paper Boy (tagged on him by Raiders defensive end Howie Long) . . . "My personality is the opposite of Opie," says Wilhelm. "That's the one I dislike most." . . . Hobbies include video games, basketball and wrestling and corresponding with two grade school pen pals in Oregon . . . Works at two football camps during the off-season; one is conducted by Oregon State head coach Dane Kragthorpe . . . Wilhelm keeps in shape by wrestling . . . He did his wrestling at Amelia High School near Cincinnati . . . "Since I don't play a whole lot, wrestling at Amelia keeps me in shape," Wilhelm says. "Wrestling with John Lysle (Amelia heavyweight) gives me a good workout . . . Wilhelm was offered a wrestling scholarship at Southern Oregon but passed it up to play football at Oregon State . . . He says his conditioning includes jumping rope and riding a bike two or three times a week for cardiovascular . . . Works with United Way in Cincinnati . . . Single . . . Born November 19, 1965 . . . Hometown is Portland, Ore.

ERIK WILHELM'S STATISTICS

PASSING

YEAR	TEAM	ATT.	COMP.	PCT.	YDS.	TD	LG	INT.
1989	Cincinnati	56	30	53.6	425	4	46	2
1990	Cincinnati	19	12	63.2	117	0	19	0
	TOTALS	75	42	56.0	542	4	46	2

RUSHING

YEAR	TEAM	NO.	YDS.	AVG.	LG	TD
1989	Cincinnati	6	30	5.0	14	0
1990	Cincinnati	6	6	1.0	4	0
	TOTALS	12	36	3.0	14	0

PLAYOFF GAMES

PASSING

YEAR	TEAM	ATT.	COMP.	PCT.	YDS.	TD	LG	INT.
1990(2)	Cincinnati	5	1	20.0	12	0	12	0

RUSHING

YEAR	TEAM	NO.	YDS.	AVG.	LG	TD
1990(2)	Cincinnati	3	-2	-0.7	0	0

THE PAPER BOY

The funniest moment in Erik Wilhelm's career came in 1989 when he was the quarterback for the Bengals against the Los Angeles Raiders.

"During a TV timeout, the Raiders' defensive lineman Howie Long was looking at me while I was in the huddle — like he was trying to figure me out. He yells over to Anthony Munoz while pointing at me, 'Where did you get this guy? This quarterback? This young guy? The paper boy?' "Everybody in the huddle told me I couldn't let him get away with that. I had to say something to him. So I walked over there, thinking to myself, 'I've got to think fast. What do I say?' Since Long had been making Campbell's Soup commercials, I said: 'Why don't you just eat your chunky soup.' He chuckled. Everybody was cracking up. It was funny. That's how I acquired one of my nicknames."

30

ICKEY WOODS

FB 25 6-2 232
UNLV 4



Ickey Woods came back to the AFC Central Division champion Cincinnati Bengals in the seventh game of the 1990 season after rehabilitating a knee injury followed by an operation . . . Woods suffered the injury in the second game of the 1989 season . . . An outstanding performer in 1988 when the Bengals went into Super Bowl XXIII, Woods played well last season, rushing for 268 yards on 64 attempts for 4.2 yards average and six touchdowns . . . He caught 20 passes for 162 yards, averaging 8.1 yards a reception . . . In the two playoff games, Woods rushed for 84 yards on 17 attempts for a 4.9 yards average and one touchdown . . . He also caught three passes for 18 yards . . . He also brought the famous "Ickey Shuffle" which he originated in 1988 back to stadiums in the NFL . . . It has since been outlawed . . . Woods worked hard at Wellington Sports Clinic to get back into action as quickly as he did . . . He had two-hour working visits at the clinic at least three days a week . . . Woods kept positive and fought off boredom by thinking about playing football . . . He missed 20 games before playing against the Cleveland Browns on October 22 last season . . . He worked his way back into the starting lineup in three weeks . . . Late in the season, Woods showed definite signs of returning to the form he showed in his rookie year of 1988 when he led the Bengals in rushing with 1066-yards and had four 100-yards plus games . . . He also had two 100-yards plus games in the playoffs . . . Woods has worked hard and all the Bengals are pulling for him . . . "You can sense everyone around here is pulling for him," quarterback Boomer Esiason said. "I really want him to come back. He has something to prove and that makes him the most dangerous and successful player." . . . Woods was the Bengals' second-round draft choice in 1988 after he led college football in rushing with 1658 yards for UNLV in 1987 . . . His first name is Elbert and he was nicknamed Ickey because his brother called him "Eee-Eee" which reminded his mother of a cartoon character . . . "Woods is a special-type runner," says Paul Brown who coached great fullbacks, such as Marion Motley and Jim Brown. "He is a quick fullback," he added. "When you talk about our run offense, start in here and bounce out there, he fits it." . . . Woods says the most memorable moment in his professional career "was going to the Super Bowl (XXIII). The only bad thing about it was not coming out with a victory. I was thinking, 'Hey, this is my first year and I'm pretty sure we can get here again. It's hard to do it again, but it can be done.'" . . . Woods' goal is to play eight or nine more seasons and be productive. . . . Of course, he'd like to put together statistics that would give him consideration for the Pro Football Hall of Fame . . . "Everybody wants to be great. But to be one of the greatest backs ever is one of my goals. I'm just a good player trying hard to become a great player. I need to work on becoming a complete running back. I can catch the ball and run the ball now, but I have to work on my pass blocking and my run blocking." . . . Woods says his favorite athlete while growing up was Earl Campbell of the Houston Oilers who is going into the Pro Football Hall of Fame in 1991 . . . "I like the way he used to run over people. I enjoyed watching anybody that was a running back. There was no doubt at all that running back was the position I wanted to play." . . . During the off-season he works with children and charitable groups . . . Hobbies are bowling (180 average), traveling, weightlifting and basketball . . . Also likes to watch basketball (UNLV) . . . Ickey and his wife, Chandra, have three children, Jermaine 7, Amber 4 and Jasmine 2 . . . Born February 28, 1966 . . . Hometown is Fresno, Calif. . . . Lives in Cincinnati.

ICKEY WOODS GAME-BY-GAME IN 1990

RUSHING

OPPONENT	ATT.	YDS.	AVG.	LG	TD
New York Jets					

INJURED RESERVE

les and a sack . . . In addition to diagnosing and stopping enemy plays and rushing the passer, Zander has the added responsibility of calling defensive signals for the Bengals . . . He's the one who gets things organized prior to an enemy snap . . . "If I call the tight end to the wrong side or something," Zander said, "then we're messed up from the very start." . . . Zander gets the basics from the sideline, but he has considerable discretion depending on how the other team lines up or shifts . . . "Very seldom do I change the whole defense," he says. "I might change what the ends do, or the nose tackle or the outside linebacker and that happens quite often. Everything is pretty regimented." . . . All this means more preparation and a good knowledge of the game plan . . . "I have to prepare a little more," Zander says. "I have to make a few adjustments so I know the game plans at least as well as anybody does. If I don't, then I'm letting my team and myself down. I'm usually pretty well-prepared mentally. Obviously, some weeks I'm going to play (physically) better than others." . . . Linebackers coach Dick Selcer has confidence in Zander and the way he handles his heavy responsibilities . . . "It's not just go to the huddle and say here's the defense," Selcer said. "It's come out and go through the check offs, make the coverage adjustments, call the stunts." . . . Selcer says Zander is like a quarterback, but different . . . "A quarterback can go at his own pace, Carl has got to go at the opposing quarterback's pace from the calls standpoint, and he has to get it done so it can filter through to the other guys." . . . Zander seeks to improve each season, and the eight-year veteran does . . . "Every year you are in the league you have to improve," says Zander who was a second-round draft selection from Tennessee in 1985. "If you start falling off that's when you lose your job and start doing something else for a living." . . . Zander says these should be his peak years as far as knowing defensive schemes and knowing how to study and prepare for an opponent . . . After football it could be coaching for Zander who says if he wasn't in football there would be "a big void." . . . Zander had an outstanding career at Tennessee where he was a co-captain and All-SEC in his senior year . . . He was first in tackles made for the Vols in 1983 and first in 1984 . . . Selected most valuable player in the 1984 Sun Bowl . . . The 164 tackles he made in 1984 ranks him fourth on Tennessee's alltime list for one season . . . Involved in numerous charitable and community services in Knoxville, Tenn. . . . Toured China with several other NFL players following the 1988 season and discussed and demonstrated how football is played to Chinese groups . . . He and his wife, Deborah, have a daughter, Devon, 3, and a son, Lomas . . . Hobbies include golf and water and snow skiing . . . Played high school football at West Morris Mendham in Mendham, N.J. . . . Born April 12, 1963 . . . Hometown is Baneberry, Tenn.

CARL ZANDER'S STATISTICS

YEAR	TEAM	TACKLES	ASSISTS	TOTAL	SACKS	INT.	FUMBLES	OPP. REC.
1985	Cincinnati	48	12	60	1	0	1	
1986	Cincinnati	61	36	97	3.5	1	0	
1987	Cincinnati	44	17	61	1	0	0	
1988	Cincinnati	47	34	81	0	1	0	
1989	Cincinnati	43	24	67	1.5	0	1	
1990	Cincinnati	37	10	47	0	1	2	
TOTALS		280	133	413	7	3	5	

PASS INTERCEPTIONS

YEAR	TEAM	NO.	YDS.	AVG.	LG	TD
1986	Cincinnati	1	18	18.0	18	0
1988	Cincinnati	1	3	3.0	3	0
1990	Cincinnati	1	12	12.0	12	0
TOTALS		3	33	11.0	18	0

KICKOFF RETURNS

YEAR	TEAM	NO.	YDS.	AVG.	LG	TD
1985	Cincinnati	1	19	19.0	19	0

SPECIAL TEAMS

YEAR	TEAM	TACKLES	ASSISTS	TOTAL
1988	Cincinnati	2	0	2
1989	Cincinnati	1	0	1
1990	Cincinnati	2	0	2
TOTALS		5	0	5

PLAYOFF GAMES

YEAR	TEAM	TACKLES	ASSISTS	TOTAL	SACKS	INT.	FUMBLES	REC.	OPP.
1988(3)	Cincinnati	7	2	0	0	0	0	0	
1990(2)	Cincinnati	4	1	5	1	0	0	0	
TOTALS		11	3	5	1	0	0	0	

SPECIAL TEAMS

YEAR	TEAM	TACKLES	ASSISTS	TOTAL
1990(2)	Cincinnati	1.5	0	1.5

CINCINNATI PRO BOWL SELECTIONS

Ken Anderson	QB	1976-77-82-83
James Brooks	RB	1987-89-90-91
Eddie Brown	WR	1989
Tom Casanova	S	1975
Cris Collinsworth	WR	1982-83-84
Isaac Curtis	WR	1974-75-76-77
Boomer Esiason	QB	1987-88-90
David Fulcher	S	1989-90-91
Pete Johnson	RB	1982
Rodney Holman	TE	1989-90-91
Tim Krumrie	NT	1988-89
Jim LeClair	LB	1977
Pat McNally	P	1977
Max Montoya	G	1987-89-90
Anthony Munoz	T	1982-83-84-85-86-87-88-89-90-91
Chip Myers	WR	1973
Lemar Parrish	CB	1971-72-73-74-75-76-77
Mike Reid	DT	1973-74
Dan Ross	TE	1983
Bob Trumpy	TE	1971-74
Eric Thomas	CB	1989

(Year listed is year Pro Bowl game was played.)

CINCINNATI PERSONNEL SCOUTS



EARL BIEDERMAN



FRANK UIBLE

TRAINING CAMP OPENS JULY 18

The Cincinnati Bengals training camp will open for all players at 6 p.m., July 18, at Wilmington College in Wilmington, Ohio.

This will be the 24th consecutive year the Bengals have held their summer training camp at Wilmington College. Paul Brown, Bengals' vice president and general manager, selected the site prior to the 1968 season when the team opened play in the American Football League.

The annual intra-squad scrimmage will begin at 1 p.m., Saturday, July 27 at Wilmington College.

The Bengals will close their training camp at Wilmington College on August 9 and resume practicing at Spinney Field in Cincinnati.

All outdoor practice sessions by the Bengals at Wilmington College are open to the public without charge.

The stadium seats 3100 and there is ample parking.

CINCINNATI BENGALS 1991 DRAFT CHOICES

WILLIAMS BENGALS TOP CHOICE

The name of the 1991 draft for the Cincinnati Bengals was DEFENSE.

The defending American Football Conference Central Division champions took defensive players in their first three selections.

No. 1 was outside linebacker Alfred Williams, a 6-6, 240-pounder, who played for Colorado and won the Dick Butkus Award which goes annually to the top collegiate linebacker.

No. 2 was Lamar Rogers, a 6-4, 290-pound All-American defensive lineman from Auburn.

No. 3 was rugged Bob Dahl, who stands 6-5, weighs 290 and played at Notre Dame.

"We were trying to get stacked up on defense," said Paul Brown, Bengals' vice president and general manager. "We've attacked our needs as best as we could have hoped. It's a defensive draft."

Coach Sam Wyche was happy with the draft, especially the selection of Williams who had a school record 35 sacks for national champion Colorado in 1990.

"For us to be where we want to be, Alfred Williams has got to come in right away and play big time football," Wyche said.

Wyche added that Rogers wasn't drafted to add depth to the defensive line.

"With the athletic skills this guy's got, he's not coming in as somebody we expect to help with our depth," Wyche added. "Our starters better buckle it up, because if they come in here and aren't playing well, he'll take over their job."

The draft broke down this way for the Bengals — one linebacker, two defensive linemen, three defensive backs, two wide receivers, two offensive linemen, one running back, one quarterback and one tight end.

ROUND	NAME	POS.	AGE	HT.	WT.	COLLEGE
1	ALFRED WILLIAMS	LB	22	6-6	240	Colorado

"We're happy with our selection in the first-round," Paul Brown, vice president and general manager of the Cincinnati Bengals, said. "Alfred Williams is an outstanding linebacker. He's a big, tall, active man who was a tremendous pass rusher for Colorado where he holds the record for sacks. We had him rated as high as sixth to eighth."

"Alfred Williams is an excellent linebacker — winner of the Dick Butkus Award which goes to the best college linebacker," Cincinnati coach Sam Wyche said. "He is a superb pass rusher and holds the Colorado record for sacks."

He is an excellent athlete and played for a while on the Colorado basketball team," added Dick Selcer, Bengals' linebacker coach. "He's a lot like James Francis (No. 1 choice for the Bengals in 1990 and also a basketball player at Baylor). He has plenty of athletic skills."

Outstanding athlete who possesses the body of a defensive lineman and the quickness of a defensive back . . . Standout pass rusher with an explosive first step from the outside . . . Gets into the backfield quickly, creating havoc for opposing quarterbacks . . . Very tough at the point of attack . . . Holds the Colorado career record with 35.5 quarterback sacks . . . Teamed with Kanavis McGhee to form one of the premier linebacking tandems in college football history . . . Recently timed at 4.84 in the 40-yard dash . . . **1990:** All-American first team selection by The Poor Man's Guide to the NFL Draft, the Football Writers Association of America and Kodak . . . All-Big Eight Conference first team pick . . . Recipient of the Dick Butkus Award, given to the top linebacker in college football . . . Started all year at left outside linebacker . . . Made at least one tackle for a loss in every game . . . Made 88 tackles (55 solos) with 12.5 sacks and 21 stops for 104-yards in losses . . . Credited with 26 quarterback pressures . . . Recovered a fumble and caused two others . . . Deflected six passes and blocked a kick . . . Closed out his career with seven stops (three solos), an 11-yard sack and a pass break up in a 10-9 win over Notre Dame in the Orange Bowl as the Buffs won the national title . . . **1989:** All-American first team choice by Football News, United Press International, Kodak, the Football Writers Association and The Poor

Man's Guide to the NFL Draft, earning second team honors from The Sporting News and the Associated Press . . . All-Big Eight Conference first team and unanimous Defensive Player of the Year choice . . . Columbus Touchdown Club's Linebacker of the Year . . . Led the conference with 10.5 sacks . . . Ranked second on the team with 81 tackles (58 solos) and 16 stops for 104-yards in losses . . . Deflected five passes and blocked a punt . . . Started every game at left outside linebacker . . . Finished the year with nine tackles (eight solos) vs. Notre Dame in the Orange Bowl . . . **1988:** All-American honorable mention by The Poor Man's Guide to the NFL Draft and The Sporting News . . . Second team All-Big Eight Conference pick . . . Manned the left outside linebacker position, recording 59 tackles (43 solos) with a team high six sacks and 11 stops for 56-yards in losses . . . Caused and recovered a pair of fumbles . . . Had six quarterback pressures . . . Also deflected four passes . . . Named The Sporting News National Defensive Player of the Week for his performance in a 24-21 win over Iowa, coming up with seven solo tackles, a pair of sacks, four stops behind the line of scrimmage, a forced fumble, a fumble recovery, a pass deflection and a blocked punt (nullified by a penalty) . . . **1987:** Played in every game at outside linebacker . . . Led the team with six sacks and 11 stops for 39-yards in losses, despite seeing action in only 50% of the defensive plays . . . Recovered a fumble and caused two others . . . Recorded 35 tackles (24 solos) . . . Credited with seven quarterback pressures . . . Also deflected ten passes . . . He played briefly with the 1989-90 Colorado basketball team . . . Saw action in one game, coming up with a rebound and a steal vs. Kansas . . . In high school, he was a first team All-American selection by USA Today, the National High School Coaches Association and super Prep magazine, adding All-Greater Houston and All-District honors at Jesse Jones (Houston, Tex.) High . . . Rated one of the top five prospects in the state . . . Team captain on the school's basketball team, averaging 24 points and 10 rebounds per game as a forward . . . Also served as captain of the track team, performing in the discus . . . Born November 6, 1968 in Houston, Texas.

WILLIAMS' COLORADO STATISTICS

YEAR	TK	SO	AS	FR	FC	INT	TFL	PBU	SACK
1987	35	24	11	1	2	0-0	11-39	10	6
1988	59	43	16	2	2	0-0	11-56	4	6
1989	81	58	23	0	0	0-0	16-104	5	10.5
1990	88	55	33	1	2	0-0	21-104	6	12.5
TOTALS	263	180	83	4	6	0-0	59-303	25	35.0

ROUND	NAME	POS.	AGE	HT.	WT.	COLLEGE
2	LAMAR ROGERS	DE	23	6-4	290	Auburn

"We wanted a down lineman and we got a big man who can play," Paul Brown, vice president and general manager of the Bengals, said. "He's a big down run player. He fills a need for us."

Coach Sam Wyche said after Lamar Rogers' selection: "I feel like to some extent, the pressure's off. We've got the two positions where we had the definite needs, and we got quality players."

"He ran 1.77 (seconds) and 1.76 in the 10-yard," Cincinnati defensive line coach Chuck Studley commented. "It's unusual for a man that size to be under 1.8 and the 10-yard dash means more about a defensive lineman than the 40. If your tackles have to run 40 yards, you're in trouble. He was the highest-rated defensive end at the scouting combine."

Smooth, quick interior lineman who teamed with Fernando Horn and David Rucker to give Auburn a punishing trio in the middle of the field . . . Possesses fine strength and agility . . . Well-coordinated with great balance in pursuit . . . Recently timed at 4.85 in the 40-yard dash . . . **1990:** All-American honorable mention by The Poor Man's Guide to the NFL Draft, despite missing the Vanderbilt, Mississippi State and Florida State contests after undergoing arthroscopic knee surgery . . . Finished with 48 tackles (22 solos), five sacks and nine stops behind the line of scrimmage . . . Caused and recovered two fumbles . . . Had two pass deflections and came up with 17 quarterback pressures . . . **1989:** Saw action

in every game, starting the Louisiana State, Alabama and Kentucky contests at defensive tackle . . . Recorded 49 tackles (30 solos) with five sacks and 13 stops for 69-yards in losses . . . Caused two fumbles and deflected a pair of passes . . . Made seven hits (six solos) with three sacks for nine-yards in losses and three stops behind the line of scrimmage for minus eight yards in a 24-3 defeat of Southern Mississippi, earning SEC and The Sporting News' Defensive Player of the Week honors . . . **1988:** Reserve defensive tackle, recording 17 tackles (7 solos), including a pair of stops for 14-yards in losses . . . Recovered and caused a fumble . . . Also deflected a pass . . . **1987:** Reserve inside linebacker, recording 18 tackles (10 solos) with a pass deflection . . . Registered a season high eight tackles (three solos) with a pass break up in a 20-10 win over Georgia Tech . . . **1986:** Redshirted as a freshman . . . Recruited as a tight end, he was moved to outside linebacker, performing on the scout team . . . Shifted to inside linebacker in spring drills after the season . . . Two-time All-Area selection as a tight end and a defensive end at Opp (Ala.) High School . . . Started three years, leading the team in receiving each season . . . Was the squad's second leading tackler as a junior and senior . . . Born November 5, 1967 in Opp, Ala.

ROGERS' AUBURN STATISTICS

YEAR	TK	SO	AS	FR	FC	INT	TFL	PBU	SACK
1987	18	10	8	0	0	0-0	0-0	1	0
1988	17	7	10	1	1	0-0	2-14	1	0
1989	49	30	19	0	2	0-0	13-69	2	5
1990	48	22	26	2	2	0-0	9-47	2	5
TOTALS	132	69	63	3	5	0-0	24-130	6	10

ROUND	NAME	POS.	AGE	HT.	WT.	COLLEGE
3	BOB DAHL	DE	22	6-5	290	Notre Dame

"We're trying to stock up," Paul Brown, Bengals' vice president and general manager, said after selecting defensive lineman Bob Dahl. "We know we need more good people up front on defense."

"He impressed me during a recent workout," Chuck Studley, defensive line coach of the Bengals, said. "I switched him from a squatting stance to a standard one with astounding results. I thought he lacked quickness, from the films," Studley added. "Instead, he's explosive, excellent hands, excellent body control."

Unsung hero for the Fighting Irish, teaming with Chris Zorich and George Williams to give ND one of the premier front walls in college football . . . Quiet, consistent performer whose ability to handle double coverage freed up the other two defenders to make the big play . . . Adds to his skills as a solid pass rusher and effective run stuffer . . . **1990:** All-American honorable mention by the The Poor Man's Guide to the NFL Draft and Football News . . . Started every game at defensive tackle, logging 233:40 minutes of playing time while recording 35 tackles (27 solos) with two sacks and seven stops for 23-yards in losses . . . Deflected two passes . . . Credited with 61 special team appearances with the field goal and extra point units . . . Played a key role as the Irish did not allow an opponent to rush for more than 87 yards on five separate occasions . . . **1989:** Started every game at left tackle, logging 209 minutes of playing time . . . Recorded a career high 52 tackles (27 solos) with 3.5 sacks and seven stops for 19-yards in losses . . . Also batted away two passes . . . Made eight tackles in a 28-24 beating of Southern California . . . Registered a career high 10 tackles with an assisted sack in a 24-19 triumph over Michigan . . . **1988:** Played in four games as a reserve defensive tackle, logging 28:33 minutes of playing time . . . Recorded five tackles and a sack . . . **1987:** Did not see varsity action . . . Worked with the scout team at the right defensive tackle position . . . Ohio Class AA All-State selection by the Associated Press his senior year at Chagrin Falls High School . . . AP first-team All-Northeast District Class AA choice . . . Played defensive tackle and tight end . . . First team All-Chagrin Valley Conference pick on defense and All-County selection on offense . . . Served as team captain his final campaign, guiding the squad to a 6-4 record as he caught 20 passes for 315 yards . . . Born November 5, 1968 in Chicago, Ill. . . Hometown is Chagrin Falls, Ohio.

DAHL'S NOTRE DAME STATISTICS

YEAR	TK	SO	AS	FR	FC	INT	TFL	PBU	SACK
1988	5	3	2	0	0	0-0	2-6	1	1.0
1989	52	27	25	0	0	0-0	7-19	2	3.5
1990	35	27	8	0	0	0-0	7-23	2	2.0
TOTALS	92	57	35	0	0	0-0	15-48	4	6.5

ROUND	NAME	POS.	AGE	HT.	WT.	COLLEGE
4	DONALD HOLLAS	QB	23	6-3	215	Rice

"This guy is a football player," Paul Brown, Bengals' vice president and general manager, said. "Hollas has a good arm and is accurate. He also played two seasons in the Rice defensive backfield at safety. He's an honor student at a strong academic school."

Multi-talented player who is regarded by many to be one of the finest athletes in the country at the quarterback position . . . Possesses a powerful throwing arm with a smooth touch to his passes . . . Dangerous open field runner with quick feet and great agility . . . Very tough in the pocket, with the ability to throw on the run . . . Very accurate in a medium-range passing game, with the power to fire tight spirals throwing deep . . . One of the top student athletes in the nation, majoring in three subjects — managerial studies, political science and human performance . . . earning countless academic honors . . . Recently timed at 4.77 in the 40-yard dash . . . Versatile athlete who began his Owl career as a defensive back before finding a home at quarterback . . . Can also handle punting duties . . . Ranks fourth on the school's alltime lists in completions (341) and passing yards (4039) . . . Fifth on the Owl career chart with 606 pass attempts . . . Only the fourth player in Rice history to account for over 4000 yards in total offense . . . **1990:** All-American honorable mention by The Poor Man's Guide to the NFL Draft and Football News . . . Completed 151 of 265 passes (57.0%) for 1808 yards and eight scores . . . Ran for 11 touchdowns on 122 tries . . . Set a school record for most touchdowns rushing with four in a game earning SWC Offensive Player of the Week honors . . . Rushed 19 times for 52 yards with a nine-yard score in a 19-11 decision over Arkansas, giving him 11 touchdowns for the year, tying the SWC season record for most scoring runs by a quarterback in a season . . . **1989:** All-American honorable mention by The Poor Man's Guide, despite missing two games with a broken leg . . . Still managed to set two school season records for most rushing touchdowns by a quarterback with seven and highest completion percentage (56.5%) . . . Hit on 156 of 276 passes for 1815 yards and five scores, the third highest season yardage total in Rice history . . . Ranked 12th in the nation in total offense, averaging 249.6 yards per game . . . His season total of 2246 yards ranks second to Tommy Kramer's 3272 yards (1976) on the school total offense list . . . Second on the team in rushing with 431 yards on 95 tries (4.5 avg) and led the Owls in scoring with 42 points . . . **1988:** All-Southwest Conference second team selection as a defensive back . . . Started the first two games of the season at quarterback before moving to safety . . . Still managed to finish second on the team with 84 tackles (59 solos), including three stops for five-yards in losses . . . Caused and recovered a team high four fumbles . . . Completed 30 of 59 passes (50.9%) for 373 yards and a touchdown . . . Gained 99 yards with a score on 14 carries (7.1 avg) . . . Punted eight times for 249 yards (31.1 avg) . . . **1987:** Earned second team spot and was the Houston Chronicle's SWC's Newcomer of the Year . . . Finished third on the team with 58 tackles (42 solos) . . . Caused two fumbles and recovered another . . . Deflected one pass and picked off two others for 22 yards in returns . . . Added 139 yards on seven kickoff returns (19.9 avg) . . . Also saw action at quarterback, completing 4 of 6 passes (66.7%) for 43 yards and a score . . . Gained 68 yards on four carries (17.5 avg) . . . Two-time All-Greater Houston High School Class 5A quarterback, twice named District 25-5A Offensive Player of the Year and All-District selection at Lamar Consolidated (Rosenberg, Tex.) High . . . Salutatorian of his graduating class with a 3.9 grade point average . . . Member of the National Honor Society . . . Named to the President's Honor Roll in the fall of 1987 and twice a member of the GTE/SWC Academic Honor Team (1988-89) . . . Born November 22, 1967, in Kingsville, Texas.

HOLLAS' RICE STATISTICS

PASSING

YEAR	ATT.	COMP.	PCT.	YDS.	TD	INT.	LG
1987	6	4	66.7	43	1	0	21
1988	59	30	50.9	373	1	2	30
1989	276	156	56.5	1815	5	9	53
1990	265	151	57.0	1808	8	18	62
TOTALS	606	341	56.3	4039	15	29	52

RUSHING

YEAR	NO.	YDS.	AVG.	TD	LG
1987	4	68	17.5	0	30
1988	14	99	7.1	1	51
1989	95	431	4.5	7	34
1990	122	195	1.6	11	32
TOTALS	235	793	3.4	19	51

KICKOFF RETURNS

YEAR	NO.	YDS.	AVG.	TD	LG
1987	7	139	19.9	0	40

PUNTING

YEAR	NO.	YDS.	AVG.	BLK	LG	IN 20
1988	8	249	31.1	0	40	1

TACKLES

YEAR	TK	SO	AS	FR	FC	INT	TFL	PBU	SACK
1987	58	42	16	1	2	2-22	1-1	1	0
1988	84	59	25	4	4	0-0	3-5	0	0
TOTALS	142	101	41	5	6	2-22	4-6	1	0

ROUND	NAME	POS.	AGE	HT.	WT.	COLLEGE
4a	ROB CARPENTER	WR	22	6-2	215	Syracuse

"Rob Carpenter has run 4.5 seconds for 40 yards," Cincinnati coach Sam Wyche said. "He has good hands and athletic ability. He had one more season of eligibility but chose to announce for this year's draft."

Sensational open field runner who carried on the tradition of standout wide receivers to wear a Syracuse uniform, following Michael Siano, Art Monk (Redskins), Scott Schwedes (Dolphins) and Rob Moore (Jets) . . . Displays impressive speed with great movements . . . Very effective as a runner out of the backfield . . . Came to Syracuse after his freshman year from Notre Dame . . . Despite only two years as an Orangeman, Carpenter ranks third on the school's alltime list with 1656 yards receiving . . . Tied for fourth on the career list with 93 receptions . . . Fourth on the career list with a 17.8-yard average per catch and sixth with 10 touchdown receptions . . . **1990:** All-American honorable mention by The Poor Man's Guide to the NFL Draft, Football News and the Associated Press . . . All-Eastern College Athletic Conference first team pick . . . Started 11 games, missing the Southern California contest because of an eligibility misinterpretation by Syracuse . . . Caught 52 passes for 895 yards (17.2 avg) and five touchdowns . . . Returned three punts for 20 yards (6.7 avg) . . . Carpenter's 52 receptions was one shy of Rob Moore's school season record of 53 receptions in 1989 . . . His 895 receiving yards ranks third . . . **1989:** Named East Independent Newcomer of the Year by The NFL Draft Report . . . Teamed with Rob Moore to form the most prolific pass catching tandem in Orange history (94 receptions for 1825 yards) . . . Caught 41 passes for 761 yards (18.6 avg) and five touchdowns . . . Gained 83 yards with a score on four carries (20.8 avg) . . . Ran for an eight-yard touchdown on a reverse and tossed a 69-yard scoring bomb to Rob Moore on an end-around vs. Pittsburgh . . . Added 144 yards on three receptions with touchdowns of 64 and 79 yards to give the Orange a 24-13 victory over Louisville in the Coca Cola bowl, played in Tokyo, Japan . . . Caught three passes for 43 yards and gained 14 yards on a reverse in a 19-18 triumph over Georgia in the Peach Bowl . . . **1988:** Did not play under NCAA transfer rules . . . **1987:** Did not play at Notre Dame, retaining freshman eligibility . . . Recruited as a quarterback . . . Transferred to Syracuse after the season . . . All-State, three-time All-League, two-time All-County, All-Long Island and All-Eastern States selection as a quarterback at Amityville Memorial (N.Y.)

High School . . . Served as team captain in football and basketball as a junior and senior . . . Helped the basketball team to an unbeaten record and the league title as a senior . . . Born August 1, 1968 in Amityville, N.Y.

CARPENTER'S SYRACUSE STATISTICS

PASS RECEIVING

YEAR	NO.	YDS.	AVG.	TD	LG
1989	41	761	18.6	5	74
1990	52	895	17.2	5	61
TOTAL	93	1656	17.8	10	79

RUSHING

YEAR	NO.	YDS.	AVG.	TD	LG
1989	4	83	20.8	1	37

PUNT RETURNS

YEAR	NO.	YDS.	AVG.	TD	LG
1990	3	20	6.7	0	12

PASSING

YEAR	ATT.	COMP.	PCT.	YDS.	TD	INT	LG
1989	1	1	100.0	69	1	0	69

BOWL GAMES

PASS RECEIVING

YEAR	NO.	YDS.	AVG.	TD	LG
1989	3	43	14.3	0	19 (PEACH)
1990	3	23	7.7	0	11 (ALOHA)
TOTALS	6	66	11.0	0	19

RUSHING

YEAR	NO.	YDS.	AVG.	TD	LG
1989	1	18	18.0	0	18 (PEACH)
1990	1	14	14.0	0	14 (ALOHA)
TOTALS	2	32	16.0	0	18

ROUND	NAME	POS.	AGE	HT.	WT.	COLLEGE
5	MIKE ARTHUR	C	23	6-3	271	Texas A&M

Very alert and quick drive blocker who creates a lot of movement and does an excellent job at staying with his man . . . Very effective on sweeps and sliding down the line of scrimmage . . . Very light on his feet with fine upper body strength and flexibility . . . **1990:** All-American first team selection by The Football Writers Association of America . . . All-Southwest Conference first team pick . . . Semifinalist for the Outland Trophy, given to the top interior lineman in the county . . . Played tackle in preseason drills, but moved back to center prior to the Aggies' first game . . . Played a major role up front as the running attack averaged 319.1 yards per game, fourth in the nation . . . Saw action at left tackle for the West squad in the Hula Bowl . . . **1989:** All-American honorable mention by The Poor Man's Guide to the NFL Draft . . . Second team All-SWC pick by the Associated Press . . . Anchored the middle of the Aggie line as the ground attack accounted for 199.9 yards per game and the offense converted 40.8% of its third down tries and 60.0% of its fourth down attempts . . . **1988:** Moved into the starting lineup at center . . . One of the major reasons the Aggies rushed for an average of 258.5 yards per game . . . **1987:** Reserve center, playing behind All-SWC pick, Matt Wilson . . . Saw action mostly with the field goal and extra point units . . . First team Class 5A All-State selection by the Texas Sports Writers Association and second team All-American pick by Parade Magazine his senior year at Spring Woods (Houston, Tex.) High School . . . All-District and All-Greater Houston choice as a junior and senior . . . Finished second in the voting for the Dick Peebles Award, given to the area's outstanding lineman . . . Born May 7, 1968, in Minneapolis, Minn.

ROUND	NAME	POS.	AGE	HT.	WT.	COLLEGE
6	RICHARD FAIN	CB	23	5-10	183	Florida

Outstanding athlete . . . Known for his excellent speed and a superior deep burst . . . Possesses a smooth backpedal and

excels in man-on-man coverage . . . Very effective at playing the bump and run . . . Displays textbook tackling form . . . Ranks third on the school's career list with 10 interceptions . . . **1990:** All-American honorable mention by The Poor Man's Guide to the NFL Draft and Football News . . . Started all year at left cornerback, leading a Gator secondary that ranked fourth nationally in passing efficiency defense (86.0 rating) . . . With opposing offenses staying away from his territory, Fain made 27 tackles (21 solos) with eight pass deflections . . . Had a pair of interceptions for a yard return . . . Blocked a punt, recovering in the end zone for a game-winning touchdown in a 17-13 decision over Alabama . . . **1989:** All-American honorable mention by Football News, The Poor Man's Guide to the NFL Draft and The Sporting News . . . First team All-SEC pick by the league's coaches and Associated Press . . . Started every game at strongside cornerback, recording 43 tackles (23 solos), including one for a yard loss . . . Led the team with nine pass deflections and four interceptions for 38 yards in returns . . . **1988:** Started the team's first four games at weakside cornerback, moving to the strongside position in the Louisiana State clash . . . Finished with 45 tackles (29 solos) and a pair of pass deflections . . . Intercepted three passes for 68 yards in returns . . . Chosen SEC Defensive Player of the Week for his performance in a 19-6 victory over Louisiana State . . . Starting for the first time at strongside cornerback vs. LSU, he accounted for nine tackles (7 solos), picked off a Tom Hodson pass for a 32-yard touchdown return and had another interception for 36 yards that set up a Gator field goal . . . Preserved a 14-10 triumph over Illinois in the All-American Bowl when he picked off a fourth down Jeff George pass with less than four minutes to play at the Gator 35-yard line . . . **1987:** Named to the SEC Academic Honor Roll . . . Reserve free safety, participating in 72 plays . . . Recorded five tackles (four solos) with a pair of pass deflections in eight games . . . First team All-State Class 4A selection as a defensive back his senior year at Ft. Myers (Fla.) High School . . . Also played quarterback, rushing for 301 yards and ten touchdowns . . . Born in North Fort Myers, Fla.

FAIN'S FLORIDA STATISTICS

YEAR	TK	SO	AS	FR	FC	INT	TD	TFL	PBU	SACKS	BK	TD
1987	5	4	1	0	0	1-0	0	0-0	2	0	0	0
1988	45	29	16	1	0	3-68	2	0-0	3	0	0	0
1989	43	23	20	0	0	4-38	0	1-1	9	0	0	0
1990	27	21	6	0	0	2-1	0	0-0	8	0	1	1
TOTALS	115	72	43	1	0	10-107	1	1-1	20	0	1	1

ROUND	NAME	POS.	AGE	HT.	WT.	COLLEGE
7	FERNANDUS VINSON	S	22	5-10	197	N.C. STATE

Starting quarterback of the Wolfpack defense, calling the coverages from his free safety position . . . Versatile athlete who has also started at cornerback . . . Has great acceleration to the ball and stands out in run defense . . . Vicious hitter who can fight off the blocks to deliver the big hit in the backfield . . . Instinctive athlete, known for his ability to make plays at the line of scrimmage . . . Very fluid in deep coverage with a sharp change of direction . . . Reminds Dick LeBeau, Bengals' defensive coordinator and defensive backfield coach, of Barney Bussey, who plays free safety and strong safety for the Bengals . . . **1990:** All-American second team selection by The Poor Man's Guide to the NFL Draft . . . All-Atlantic Coast Conference first team pick . . . Had a banner senior campaign, especially after shifting to strong safety for the final three games of the season . . . Played free safety in the first eight contests . . . Led the team with a career high 109 tackles (65 solos), adding a sack and five stops for 23-yards in losses . . . Credited with two quarterback pressures and a fumble recovery . . . Picked off a pair of passes and deflected six others . . . In his first game at strong safety during the 1990 campaign, he registered 11 tackles (8 solos) with three stops for minus six yards and a pressure in a 38-29 beating of South Carolina . . . **1989:** All-American honorable mention by The Poor Man's Guide to the NFL Draft and Football News . . . Teamed with Jesse Campbell to give the Wolfpack one of the premier safety tandems in college football . . . Started 10

games, finishing third on the team with 93 tackles (64 solos), including two stops for 10-yards in losses . . . Caused and recovered a pair of fumbles . . . Deflected six passes and picked off four more for 120 yards in returns . . . **1988:** Started all year at cornerback, finishing fourth on the team with 73 tackles (51 solos), a sack and a pair of stops for minus 10 yards . . . Recovered two fumbles and deflected five passes . . . Had four interceptions for 13 yards in returns . . . Posted nine tackles with a pair of pass deflections in a 28-23 victory over lows in the Peach Bowl . . . **1987:** Played strong safety, making 24 tackles (15 solos) in eight games . . . Recovered two fumbles and deflected three passes . . . All-City and honorable mention All-State at Carver (Montgomery, Ala.) High School his senior year . . . Played safety, cornerback, split end and tight end . . . Made 47 tackles with five interceptions, three fumble recoveries and a pair of sacks as a senior . . . Added eight touchdowns on 32 receptions . . . Nicknamed "Snake" . . . Born November 3, 1968 in Montgomery, Ala.

VINSON'S NORTH CAROLINA STATE STATISTICS

YEAR	TK	SO	AS	FR	FC	TD	INT	TFL	PBU	SACKS
1987	24	15	9	2	0	0	0-0	0-0	3	0
1988	73	51	22	2	0	0	4-13	2-10	5	1
1989	93	64	29	2	2	0	4-120	2-10	6	0
1990	109	65	44	1	0	1	2-0	5-23	6	1
TOTALS	299	195	104	7	2	1	10-133	9-43	20	2

ROUND	NAME	POS.	AGE	HT.	WT.	COLLEGE
8	MIKE DINGLE	RB	22	6-2	240	SOUTH CAROLINA

Powerfully built athlete with tremendous leg drive . . . Outstanding inside blaster with the strength to absorb as well as dish out punishment . . . Versatile athlete who can play either fullback or halfback . . . Avid weight lifter who is one of the team's strongest players . . . Possesses a 500-pound squat lift . . . Has displayed the ability to excel as a receiver coming out of the backfield . . . Top-notch blocker . . . Ranks 13th on the school's alltime rushing list with 1634 yards . . . **1990:** All-American honorable mention by The Poor Man's Guide to the NFL Draft and Football News . . . All-Southern Independent second team choice by The NFL Draft Report . . . Despite being hampered early in the year by a concussion and late in the season by a shoulder injury, he still managed to lead the team with a career high 746 yards and eight touchdowns on 187 carries (4.0 avg) . . . Caught 26 passes for 233 yards (9.0 avg) and a pair of scores . . . Set a school game record by scoring four times, picking up 137 yards with touchdowns of one, one and eight yards on 33 carries and catching an eight-yard pass for a score in a 35-24 triumph over Virginia Tech . . . **1989:** Proved to be a valuable performer for the Gamecocks as injuries hit the halfback and fullback positions . . . Finished second on the team with 502 yards and six touchdowns on 110 carries (4.6 avg) . . . Caught 11 passes for 99 yards (9.0 avg) . . . Ran 19 times for 117 yards with a seven-yard touchdown as the Gamecocks trounced East Carolina, 47-14 . . . Gained 87 yards with a five-yard touchdown on 19 carries in a 24-20 win over Georgia . . . **1988:** Valuable runner for the Gamecocks, finishing second on the team with 386 yards and four touchdowns on 92 carries (4.2 avg) . . . Caught 19 passes for 228 yards (12.0 avg) and a score . . . All-American selection by Bally and Parade Magazine his senior year at Berkely (N.C.) High School . . . Gatorade Player of the Year and Class 4A Back of the Year after running for 2342 yards with 32 touchdowns his final season . . . Set state career records with 5266 yards and 78 touchdowns rushing . . . Led the team to the state playoffs with a 12-2 record as a senior . . . Born January 30, 1969 in Moncks Corner, S.C.

DINGLE'S SOUTH CAROLINA STATISTICS

YEAR	NO.	YDS.	AVG.	TD	LG
1988	90	369	4.1	4	15
1989	110	502	4.6	6	19
1990	187	746	4.0	8	43
TOTALS	387	1617	4.2	18	43

ROUND	NAME	POS.	AGE	HT.	WT.	COLLEGE
9	SHANE GARRETT	WR	23	5-11	185	TEXAS A & M

A versatile player with top speed who is a wide receiver and return specialist . . . Quick with nifty moves and is very elusive and a dangerous runner after the catch . . . His ability to return kickoffs and punts is a big plus . . . In his senior year at Texas A & M, he caught 24 passes for 469 yards for three touchdowns . . . He returned 21 punts for 196 yards and 15 kickoffs for 309 yards . . . In 1989, he caught two passes for 147 yards for touchdowns of 83 and 64 yards . . . The 83-yard scoring play was the third longest in the SWC last season and A & M's longest of the year . . . All-Louisiana high school player and was honorable mention All-America as a senior after gaining 2135 all-purpose yards . . . He caught passes for 951 yards and 10 touchdowns, rushed for 685 yards on 62 carries, returned 11 punts for 250 yards and three touchdowns and had five kickoff returns for 249 yards and a touchdown . . . Also outstanding in basketball, baseball and track . . . Born November 16, 1967 in Lafayette, La. . . . Hobbies are hunting and fishing.

GARRETT'S TEXAS A & M STATISTICS

PASS RECEIVING					
YEAR	NO.	YDS.	TD	LG	
1990	24	469	3	68	
RUSHING					
YEAR	NO.	YDS.	AVG.	TD	LG
1990	4	54	13.5	0	25
PUNT RETURNS					
YEAR	NO.	YDS.	AVG.	TD	LG
1988	3	2	0.7	0	2
1989	21	146	7.0	0	15
1990	21	196	24.5	0	53
TOTALS	45	344	7.6	0	53
KICKOFF RETURNS					
YEAR	NO.	YDS.	AVG.	TD	LG
1988	8	117	14.6	0	29
1989	3	44	14.7	0	24
1990	25	309	20.6	0	42
TOTALS	26	470	18.1	0	29

ROUND	NAME	POS.	AGE	HT.	WT.	COLLEGE
10	JIM LAVIN	G-T	22	6-3	282	GEORGIA TECH

Two-year starter for the Yellow Jackets at left guard . . . Versatile enough to also play tackle . . . Very mobile drive blocker with a decisive first move that gives him good leverage into his defenders . . . Uses his power to create movement at the point of attack . . . Regarded by the Tech coaching staff as the team's best pass protector . . . Began his collegiate career at West Point Military Academy, transferring after his freshman year . . . **1990:** All-American honorable mention by The Poor Man's Guide to the NFL Draft and Football News . . . All-Atlantic Coast Conference first team choice by The NFL Draft Report . . . Started 10 regular season games at left guard and the North Carolina contest at left tackle . . . Received winning grades for blocking in every game . . . Named ACC Offensive Lineman of the Week as he posted five knockdowns while the team gained 408 yards, including 316 yards rushing, making the key block on a one-yard touchdown plunge by fullback Stefon Scotton in a 48-31 victory over Duke . . . Graded a season high 83% when he did not allow a tackle or pressure while coming up with a timely block to spring tailback William Bell for a 39-yard score in a 40-23 defeat of Georgia . . . Chosen ACC Offensive Lineman of the Week for his efforts in a 41-38 beating of Virginia, leading the way as the offense accounted for 463 yards, making a key downfield block on a 12-yard touchdown run by flanker Jerry Gilchrist . . . **1989:** Shared the left guard position with Scott Beavers, starting seven games . . . Ranked third among the team's linemen with a 71.9% grade for blocking consistency . . . Second on the team with 33 knockdown blocks . . . **1988:** Played in five games at left guard and six contests at left tackle, seeing

action mostly with the second unit . . . **1986:** Played sparingly with the varsity at Army, seeing action mostly with the special team units . . . Left school at the end of the spring semester, enrolling at Georgia Tech . . . All-District selection in his three years with the football team as an offensive guard at de La Salle (New Orleans, La.) High School . . . Member of the National Honor Society and an Honor Graduate . . . Father, James, played football and track at Louisiana State before performing for three years with the Dallas Texans in the American Football League . . . Born December 25, 1968 in New Orleans, La.

ROUND	NAME	POS.	AGE	HT.	WT.	COLLEGE
11	CHRIS SMITH	TE	25	6-3	236	BYU

"He has excellent potential," says Mike Stock, Bengals' tight ends coach. "He is a fine receiver, 68 receptions last season. He's a highly-productive receiver who has sure hands and adapts to the ball well. Chris has good speed and he played in a pass-oriented offense at Brigham Young."

Another in a line of fine collegiate tight ends to perform for BYU . . . Began his collegiate career at Arizona, serving two years on an LDS mission before joining BYU in 1987 . . . Possesses good initial quickness and works the sidelines well . . . **1990:** All-American first team selection by the Associated Press, Kodak, United Press International, the Football Writers Association of America, Football News and Scripps Howard . . . All-Western Athletic Conference first team choice . . . Started every game, despite undergoing arthroscopic knee surgery after the fifth game of the season vs. Oregon . . . Finished second on the team with 68 receptions for 1156 yards (17.0 avg) and a pair of touchdowns . . . Averaged 96.3 yards per game . . . **1989:** All-American first team choice by The Sporting News and College and Pro Football Newsweekly, earning second team honors from The Poor Man's Guide to the NFL Draft and honorable mention from Football News . . . First team All-WAC pick by the conference's coaches and sports writers . . . Ranked 25th in the nation with an average of five catches per game . . . Led the team with 60 receptions for 1090 yards (18.2 avg) and five touchdowns . . . His 60 catches tied him for 10th place on the school's season receiving list . . . His 1090 yards ranks second on the Cougar annual list behind Jay Miller's 1181 yards in 1973 . . . Became only the fifth player in school history to gain over 1000 yards receiving in a season . . . **1988:** Reserve tight end, earning his first collegiate start in the San Diego State contest . . . Finished with nine receptions for 121 yards (13.4 avg) . . . Caught 5 passes for 81 yards and made a sensational grab for a 14-yard touchdown vs. San Diego State . . . Also excelled on special teams. . . . Second team All-California Interscholastic Federation (CIF) choice in football and track at LaCanada (Cal.) High School . . . Team captain in track, performing on the school's two-mile relay team that ranked first in the state . . . Set a school record in the 440 . . . Born June 27, 1966 in Littleton, Colo.

SMITH'S BYU STATISTICS PASS RECEIVING

YEAR	NO.	YDS.	AVG.	TD	LG
1988	9	121	13.4	1	25
1989	60	1090	18.2	5	76
1990	68	1156	17.0	2	54
TOTALS	137	2367	17.3	8	76

ROUND	NAME	POS.	AGE	HT.	WT.	COLLEGE
12	ANTOINE BENNETT	CB	22	5-11	185	FLORIDA A & M

"Ken Riley (former Cincinnati cornerback and now head coach at Florida A & M) said Antoine Bennett just got better every day," commented Dick LeBeau, Bengals' defensive coordinator and defensive backfield coach. "He'll run a 4.4 or 4.5 when he comes in here and, believe me, that's fast. He reminded us a little of Louis Breeden (former Cincinnati cornerback) in his quickness." . . . The 5-11, 185-pound was tabbed as Florida A & M's fastest player last season when he was clocked a 4.21 in the 40 yard dash . . . He is rangy and good in man coverage . . . Likes to tackle . . . Didn't make the Rattlers starting lineup until his senior year, but once

given a chance he just got better every day . . . Riley said he is happy Bennett was drafted by the Bengals, the team he played with from 1969 through 1983 and holds the club record for pass interceptions with 65, and glad that he will be coached by LeBeau in the defensive backfield . . . Hometown is Miami, Fla. where he attended Edison High School . . . Born November 29, 1967.



**ALFRED
WILLIAMS**



**LAMAR
ROGERS**



**BOB
DAHL**



**DONALD
HOLLAS**



**ROB
CARPENTER**



**MIKE
ARTHUR**



**RICHARD
FAIN**



**FERNANDUS
VINSON**



**MIKE
DINGLE**



**SHANE
GARRETT**



**JIM
LAVIN**



**CHRIS
SMITH**



**ANTOINE
BENNETT**

CINCINNATI BENGALS FREE AGENTS

DENNIS AREY

WR 23 5-11 183
San Diego State

Dennis Arey, a sure-fingered wide receiver, ranked third in receiving in the Western Athletic Conference last season when he caught 68 passes for 1118 yards (16.4 average) and 10 touchdowns which ranked him 11th in scoring in the conference. He was selected to the All-WAC team. In 1989, Arey caught 24 passes and averaged 18.3 yards per catch. He holds receiving record at Fountain Valley High School in California. Arey was born August 18, 1968.

AREY'S SDSU STATISTICS

YEAR	NO.	PASS RECEIVING			
		YDS.	AVG.	TD	LG
1988	9	157	17.4	1	25
1989	24	439	18.3	1	60
1990	68	1118	16.4	10	59
TOTALS	101	1714	17.0	12	60

RICHARD DAVIS

NT 25 6-1 275
Arizona State

Richard Davis is a strong nose tackle who played for the Orlando Thunder in the World Football League last season. In 1990, he was with the New Orleans Saints. Davis was an excellent player for Arizona State from 1986-90. He lives in Tulsa, Okla.

HOWARD DELL

WR 26 6-2 210
McMasters

Howard Dell is a big wide receiver who played in 1989 and 1990 with the Toronto Argonauts in the Canadian Football League. He played college football at McMasters in Canada. Dell is a member of the Canadian Olympic Bobsled Team and is a former National Decathlete. He was born April 14, 1965. He lives in Los Angeles.

JERRY JONES

WR 5-10 175
Central State

Jerry Jones was an excellent receiver in Central State's explosive offense last season. In regular season play, Jones was the Marauder's leading receiver with 24 catches for 637 yards and seven touchdowns. In three NAIA Championship Playoff Games, Jones had 18 catches for 388 yards with five touchdowns. Jones was a leader in Central State's drive to the championship of the National Association of Intercollegiate Athletics Division I national football championship. Jones was selected Independent Offensive Player of the Year by the 100% Wrong Club of Atlanta. The fast wide-receiver is from Cleveland.

JONES' CSU STATISTICS

YEAR	PASS RECEIVING				
	NO.	YDS.	AVG.	TD	LG
1988	20	414	20.7	4	55
1989	15	306	20.4	4	53
1990	24	637	26.5	7	57
TOTALS	59	1357	22.9	15	57

Playoff Games — 18 receptions, 388 yards, 21.5 average, five touchdowns, longest reception 54 yards.

JOE KING

CB 23 6-2 202
Oklahoma State

Joe King had a good career at Oklahoma State where he played in the defensive backfield for three seasons. He started his junior and senior seasons at cornerback. He has speed, provides excellent coverage and is a good tackler. King was an outstanding cornerback at South Oak Cliff High School in Dallas, Texas. He was captain of the football and track teams. King was born May 7, 1968.

JOHN LANGELOH

PK 22 6-2 185
Michigan State

Michigan State placekicker John Langeloh was selected to the All-Big Ten team selected by the conference coaches. Langeloh made 11 of 14 field goal attempts and was 36 for 36 on PATs in 1990. He handled the Spartans' placekicking for four seasons and made 54 of 76 field goal attempts and 131 of 133 PATs. He also punted 19 times for a 39.8 average in 1989. A good pressure kicker for Michigan State. Langeloh was born December 20, 1967 in Detroit.

KEN MCKAY

TE 23 6-3 237
Louisville

Tight end Ken McKay played a big part in the success of the Louisville Cardinals last season. McKay had 23 pass receptions for 471 yards, 14.2 average, and two touchdowns. During his career at Louisville, McKay excelled as a receiver and blocker. He played football and basketball at St. Francis De Sales High School in Chicago and was a member of Who's Who Among High School Students. McKay has a bachelor of arts degree from Louisville and is in post-graduate work. He was born May 7, 1968.

DAVID SENCZYSZYN

T 23 6-7 277
Wisconsin

David Senczyszyn was a starting tackle for Wisconsin in his senior year. He has good size and is a good all-around athlete. Senczyszyn is strong and has bench pressed 405 pounds and squatted 690 pounds. He also played center at Wisconsin. He was born March 5, 1968, and his hometown is Greenfield, Wis. He attended Greenfield Whitnall High School.

CHRIS SWARTZ

QB 23 6-3 195
Morehead State

Chris Swartz holds all of the Morehead State passing records and many of the Ohio Valley Conference marks. Last season, Swartz completed 210 of 354 passes for 2548 yards, 20 touchdowns and 12 interceptions. He led the Ohio Valley Conference in total offense and was runner-up OVC Player-of-the-Year. The accurate-passing Swartz completed nearly 60% of his passes during four seasons with Morehead State. He established an NCAA Division 1A record by attempting 66 passes without throwing an interception against Tennessee Tech in 1988. His father, Dan, was a basketball All-American at MSU and played for the Boston Celtics. Swartz went to high school at Bath Co., Ky. He majored in business accounting at Morehead State.

SWARTZ' MOREHEAD STATE STATISTICS

YEAR	ATT.	PASSING			
		COMP.	YDS.	TD	INT.
1987	304	152	1726	5	10
1988	359	198	2162	13	14
1989	390	214	2592	17	11
1990	354	210	2548	20	12
TOTALS	1407	774	9028	55	47

RICK TRUMBULL

T 23 6-6 300
Missouri

Big and powerful Rick Trumbull developed into a good offensive tackle at Missouri. He was one of Mizzou's best pass blockers, using his long arms for effective leverage. Trumbull played four seasons for Missouri. He played high school football for Parkway Central in St. Louis, Mo. Trumbull was born December 4, 1967 in Newark, N.J.

TRAVIS VALLIN

WR 22 6-1 187
Kearney State

The 6-1, 187-pound Travis Vallin was one of the most talented receivers in NCAA Division II during four seasons with Kearney State. Vallin has speed and quickness and reacts well to the ball. He also was a standout high hurdler on the Kearney State track team and earned NAIA All-America honors. Vallin was All-Kansas in high school in football and track. In 1987, he was selected Kansas All-Track Athlete of the Year. He attended Northern Heights High School and was born November 9, 1968.

BRANKO VINCIC

NT 26 6-4 300
Eastern Michigan

Vincie Branko, a 6-4, 300-pound defensive lineman, comes to the Cincinnati Bengals after playing two seasons with the Toronto Argonauts of the Canadian Football League. He is big and strong and hard to move. Branko played football, basketball and soccer at Winona High School, Fruitland, Ontario. He was born November 1, 1964.

ART WALKER

DE 23 6-4 268
COLORADO

Art Walker is a 6-4, 268-pound defensive end who played four seasons with Colorado and was with the Los Angeles Raiders in the 1990 preseason. Walker was All-Big Eight in his junior and senior seasons. He played in the Bluebonnet, Freedom and Orange Bowls and also in the Hula Bowl and the East-West Shrine game. Walker was born March 21, 1968 in Houston, Texas, where he became an outstanding athlete — football, basketball and track (shot put and discus) at Booker T. Washington High School. He lives in Boulder, Colo.

MELVIN WATERS

RB 23 5-9 220
Tennessee State

Melvin Waters was a standout running back for Tennessee State for three seasons. He led the team in rushing last season. Waters is a powerful runner with good speed. His hometown is Antioch, Tenn.

“TIGER” JOHNSON RETIRES

Bill “Tiger” Johnson, coach of the Bengal’s tight ends, retired following the 1990 season.

The talented and likable Johnson was in professional football 43 years, nine as a player and 34 as a coach.

Johnson began playing professional football in 1956 after an outstanding college career at Texas A & M. He played center for the San Francisco 49ers for nine years and was voted to the Helms Foundation All-Pro Team.

His teammates at San Francisco included such standouts as quarterbacks Frankie Albert and Y.A. Tittle and running backs Hugh McElhenny, Joe Perry and Norm Standlee.

Johnson played many games against Paul Brown’s Cleveland Browns in All-America Football Conference battles.

Johnson was in his second tour of duty with the Bengals. He coached the tight ends five seasons, but, prior to that, he was head coach of the Bengals in 1976, 1977 and for five games in 1978. Earlier, he was offensive line coach of the Bengals from 1968 until 1976 when he succeeded Paul Brown as head coach.

Johnson compiled an 18-15 won-lost record while head coach of the Bengals.

He was offensive line coach for the Tampa Bay Bucs from 1979 through 1982 and coached the Detroit Lions’ running backs in 1983 and 1984 before returning to Cincinnati.



BENGALS’ “HUDDLES”

... Jennifer Kattenhorn.

**BENGALS 1991 SCHEDULE
PRESEASON**

**DETROIT LIONS
AUGUST 2 AT PONTIAC, MICHIGAN
BENGALS-LIONS PRESEASON SERIES
(12-9-0)**

YEAR	SITE	SCORE
1970	Cincinnati	Detroit 31, Cincinnati 14
1971	Detroit	Cincinnati 31, Detroit 24
1972	Cincinnati	Cincinnati 28, Detroit 20
1973	Detroit	Cincinnati 17, Detroit 10
1974	Cincinnati	Cincinnati 27, Detroit 14
1975	Detroit	Cincinnati 22, Detroit 14
1976	Cincinnati	Cincinnati 26, Detroit 14
1977	Detroit	Cincinnati 17, Detroit 13
1978	Cincinnati	Detroit 14, Cincinnati 10
1979	Detroit	Cincinnati 40, Detroit 28
1980	Cincinnati	Detroit 15, Cincinnati 10
1981	Cincinnati	Cincinnati 30, Detroit 21
1982	Cincinnati	Detroit 27, Cincinnati 23
1983	Detroit	Detroit 34, Cincinnati 7
1984	Cincinnati	Cincinnati 35, Detroit 14
1985	Detroit	Detroit 31, Cincinnati 17
1986	Cincinnati	Detroit 30, Cincinnati 20
1987	Detroit	Detroit 23, Cincinnati 9
1988	Cincinnati	Cincinnati 24, Detroit 7
1989	Detroit	Cincinnati 35, Detroit 3
1990	Cincinnati	Detroit 26, Cincinnati 24

**PHILADELPHIA EAGLES
AUGUST 10 AT CINCINNATI
BENGALS-EAGLES PRESEASON SERIES
(3-1-0)**

YEAR	SITE	SCORE
1972	Philadelphia	Cincinnati 34, Philadelphia 20
1973	Cincinnati	Cincinnati 45, Philadelphia 21
1974	Cincinnati	Cincinnati 35, Philadelphia 21
1975	Philadelphia	Philadelphia 30, Cincinnati 20

**MINNESOTA VIKINGS
AUGUST 17 AT CINCINNATI
BENGALS-VIKINGS PRESEASON SERIES
(2-1-0)**

YEAR	SITE	SCORE
1976	Minnesota	Cincinnati 23, Minnesota 21
1977	Cincinnati	Cincinnati 26, Minnesota 7
1989	Minnesota	Minnesota 17, Cincinnati 10

**GREEN BAY PACKERS
AUGUST 23 AT MILWAUKEE
BENGALS-PACKERS PRESEASON SERIES
(9-4-0)**

YEAR	SITE	SCORE
1970	Milwaukee	Cincinnati 10, Green Bay 10
1971	Cincinnati	Cincinnati 27, Green Bay 24
1972	Green Bay	Green Bay 24, Cincinnati 14
1973	Cincinnati	Cincinnati 13, Green Bay 10
1974	Milwaukee	Green Bay 26, Cincinnati 24
1975	Cincinnati	Cincinnati 27, Green Bay 10
1976	Green Bay	Cincinnati 23, Green Bay 17
1977	Green Bay	Green Bay 23, Cincinnati 20
1978	Milwaukee	Cincinnati 17, Green Bay 14
1979	Cincinnati	Cincinnati 20, Green Bay 5
1982	Milwaukee	Green Bay 41, Cincinnati 27
1986	Cincinnati	Cincinnati 34, Green Bay 12
1987	Green Bay	Cincinnati 28, Green Bay 20

BENGALS 1991 SCHEDULE REGULAR SEASON

DENVER BRONCOS

September 1 at Denver

BENGALS-BRONCOS SERIES

(RS 6-9-0)

YEAR	SITE	SCORE
1968	Cincinnati	Cincinnati 24, Denver 10
1968	Denver	Denver 10, Cincinnati 7
1969	Cincinnati	Denver 30, Cincinnati 23
1969	Denver	Denver 27, Cincinnati 16
1971	Denver	Cincinnati 24, Denver 10
1972	Cincinnati	Cincinnati 21, Denver 10
1973	Denver	Denver 28, Cincinnati 10
1975	Denver	Cincinnati 17, Denver 16
1976	Cincinnati	Cincinnati 17, Denver 7
1977	Cincinnati	Denver 24, Cincinnati 13
1979	Denver	Denver 10, Cincinnati 0
1981	Cincinnati	Cincinnati 38, Denver 21
1983	Denver	Denver 24, Cincinnati 17
1984	Denver	Denver 20, Cincinnati 17
1986	Denver	Denver 34, Cincinnati 28

HOUSTON OILERS

September 8 at Cincinnati

October 27 at Houston

BENGALS-OILERS SERIES

(RS 24-19-1)

(PS 1-0-0)

YEAR	SITE	SCORE
1968	Cincinnati	Houston 27, Cincinnati 17
1969	Houston	Cincinnati 31, Pittsburgh 31
1970	Cincinnati	Houston 20, Cincinnati 13
1970	Houston	Cincinnati 30, Houston 20
1971	Houston	Houston 10, Cincinnati 6
1971	Cincinnati	Cincinnati 28, Houston 13
1972	Cincinnati	Cincinnati 30, Houston 7
1972	Houston	Cincinnati 61, Houston 17
1973	Cincinnati	Cincinnati 24, Houston 10
1973	Houston	Cincinnati 27, Houston 24
1974	Cincinnati	Houston 34, Cincinnati 21
1974	Houston	Houston 20, Cincinnati 3
1975	Houston	Cincinnati 21, Houston 19
1975	Cincinnati	Cincinnati 23, Houston 19
1976	Houston	Cincinnati 27, Houston 7
1976	Cincinnati	Cincinnati 31, Houston 27
1977	Cincinnati	Cincinnati 13, Houston 10
1977	Houston	Houston 21, Cincinnati 16
1978	Cincinnati	Cincinnati 28, Houston 13
1978	Houston	Houston 17, Cincinnati 10
1979	Cincinnati	Houston 30, Cincinnati 27 OT
1979	Houston	Houston 42, Cincinnati 21
1980	Cincinnati	Houston 13, Cincinnati 10
1980	Houston	Houston 23, Cincinnati 3
1981	Houston	Houston 17, Cincinnati 10
1981	Cincinnati	Cincinnati 34, Houston 21
1982	Cincinnati	Cincinnati 27, Houston 7
1982	Houston	Cincinnati 35, Houston 27
1983	Houston	Cincinnati 55, Houston 14
1983	Cincinnati	Cincinnati 38, Houston 10
1984	Cincinnati	Cincinnati 13, Houston 3
1984	Houston	Cincinnati 31, Houston 13
1985	Houston	Houston 44, Cincinnati 27
1985	Cincinnati	Cincinnati 45, Houston 27
1986	Cincinnati	Cincinnati 31, Houston 28
1986	Houston	Houston 32, Cincinnati 28
1987	Cincinnati	Houston 31, Cincinnati 29
1987	Houston	Houston 21, Cincinnati 17
1988	Cincinnati	Cincinnati 44, Houston 21

1988	Houston	Houston 41, Cincinnati 6
1989	Houston	Houston 26, Cincinnati 24
1989	Cincinnati	Cincinnati 61, Houston 7
1990	Houston	Houston 48, Cincinnati 17
1990	Cincinnati	Cincinnati 40, Houston 20
1990*	Cincinnati	Cincinnati 41, Houston 14

* AFC Playoff Game

CLEVELAND BROWNS

September 15 at Cleveland

November 3 at Cincinnati

BENGALS-BROWNS SERIES

(RS 22-19-0)

YEAR	SITE	SCORE
1970	Cleveland	Cleveland 30, Cincinnati 27
1970	Cincinnati	Cincinnati 14, Cleveland 10
1971	Cincinnati	Cleveland 27, Cincinnati 24
1971	Cleveland	Cleveland 31, Cincinnati 27
1972	Cleveland	Cleveland 27, Cincinnati 6
1972	Cincinnati	Cleveland 27, Cincinnati 24
1973	Cleveland	Cleveland 17, Cincinnati 10
1973	Cincinnati	Cincinnati 34, Cleveland 17
1974	Cincinnati	Cincinnati 33, Cleveland 7
1974	Cleveland	Cincinnati 34, Cleveland 24
1975	Cincinnati	Cincinnati 24, Cleveland 17
1975	Cleveland	Cleveland 35, Cincinnati 23
1976	Cleveland	Cincinnati 45, Cleveland 24
1976	Cincinnati	Cincinnati 21, Cleveland 6
1977	Cincinnati	Cleveland 13, Cincinnati 3
1977	Cleveland	Cincinnati 10, Cleveland 7
1978	Cleveland	Cleveland 13, Cincinnati 10 OT
1978	Cincinnati	Cincinnati 48, Cleveland 16
1979	Cleveland	Cleveland 28, Cincinnati 27
1979	Cincinnati	Cincinnati 16, Cleveland 12
1980	Cleveland	Cleveland 31, Cincinnati 7
1980	Cincinnati	Cleveland 27, Cincinnati 24
1981	Cincinnati	Cleveland 20, Cincinnati 17
1981	Cleveland	Cincinnati 41, Cleveland 21
1982	Cincinnati	Cincinnati 23, Cleveland 10
1983	Cleveland	Cleveland 17, Cincinnati 7
1983	Cincinnati	Cincinnati 28, Cleveland 21
1984	Cincinnati	Cincinnati 12, Cleveland 9
1984	Cleveland	Cincinnati 20, Cleveland 17 OT
1985	Cincinnati	Cincinnati 27, Cleveland 10
1985	Cleveland	Cleveland 24, Cincinnati 6
1986	Cleveland	Cincinnati 30, Cleveland 13
1986	Cincinnati	Cleveland 34, Cincinnati 3
1987	Cincinnati	Cleveland 34, Cincinnati 0
1987	Cleveland	Cleveland 38, Cincinnati 24
1988	Cincinnati	Cincinnati 24, Cleveland 17
1988	Cleveland	Cleveland 23, Cincinnati 16
1989	Cincinnati	Cincinnati 21, Cleveland 14
1989	Cleveland	Cincinnati 21, Cleveland 0
1990	Cleveland	Cincinnati 34, Cleveland 14
1990	Cincinnati	Cincinnati 21, Cleveland 14

WASHINGTON REDSKINS

September 22 at Cincinnati

BENGALS-REDSKINS SERIES

(RS 2-3-0)

YEAR	SITE	SCORE
1970	Washington	Washington 20, Cincinnati 0
1974	Cincinnati	Cincinnati 28, Washington 17
1979	Washington	Washington 28, Cincinnati 14
1985	Washington	Washington 27, Cincinnati 24
1986	Cincinnati	Cincinnati 20, Washington 17 OT

SEATTLE SEAHAWKS
 October 6 at Cincinnati
BENGALS-SEAHAWKS SERIES
 (RS 6-4-0)

YEAR	SITE	SCORE
1977	Cincinnati	Cincinnati 42, Seattle 20
1981	Cincinnati	Cincinnati 27, Seattle 21
1982	Cincinnati	Cincinnati 24, Seattle 10
1984	Cincinnati	Seattle 26, Cincinnati 6
1985	Cincinnati	Seattle 28, Cincinnati 24
1986	Cincinnati	Cincinnati 34, Seattle 7
1987	Seattle	Cincinnati 17, Seattle 10
1988	Cincinnati	* Cincinnati 21, Seattle 13
1989	Cincinnati	Seattle 24, Cincinnati 17
1990	Seattle	Seattle 31, Cincinnati 16

* AFC Divisional Playoff

DALLAS COWBOYS
 October 13 at Dallas
BENGALS-COWBOYS SERIES
 (RS 2-2-0)

YEAR	SITE	SCORE
1973	Dallas	Dallas 38, Cincinnati 10
1979	Dallas	Dallas 38, Cincinnati 13
1985	Cincinnati	Cincinnati 50, Dallas 24
1988	Dallas	Cincinnati 38, Dallas 24

BUFFALO BILLS
 October 21 at Buffalo
BENGALS-BILLS SERIES
 (RS 9-6-0)
 (PS 2-0-0)

YEAR	SITE	SCORE
1968	Cincinnati	Cincinnati 34, Buffalo 23
1969	Buffalo	Buffalo 16, Cincinnati 13
1970	Cincinnati	Cincinnati 43, Buffalo 14
1973	Buffalo	Cincinnati 16, Buffalo 13
1975	Cincinnati	Cincinnati 33, Buffalo 24
1978	Buffalo	Buffalo 5, Cincinnati 0
1979	Buffalo	Buffalo 51, Cincinnati 24
1980	Cincinnati	Buffalo 14, Cincinnati 0
1981	Cincinnati	Cincinnati 27, Buffalo 24 OT
	Cincinnati	* Cincinnati 28, Buffalo 21
1983	Cincinnati	Buffalo 10, Cincinnati 6
1984	Cincinnati	Cincinnati 52, Buffalo 21
1985	Buffalo	Cincinnati 23, Buffalo 17
1986	Cincinnati	Cincinnati 36, Buffalo 33 OT
1988	Cincinnati	Cincinnati 35, Buffalo 21
	Cincinnati	** Cincinnati 21, Buffalo 10
1989	Buffalo	Buffalo 24, Cincinnati 7

* AFC Divisional Playoff

** AFC Championship

PITTSBURGH STEELERS
 November 10 at Cincinnati
 December 15 at Pittsburgh
BENGALS-STEELERS SERIES
 (RS 21-20-0)

YEAR	SITE	SCORE
1970	Pittsburgh	Pittsburgh 21, Cincinnati 10
1970	Cincinnati	Cincinnati 34, Pittsburgh 7
1971	Pittsburgh	Pittsburgh 21, Cincinnati 10
1971	Cincinnati	Pittsburgh 21, Cincinnati 13
1972	Cincinnati	Cincinnati 15, Pittsburgh 10
1972	Pittsburgh	Pittsburgh 40, Cincinnati 17
1973	Cincinnati	Cincinnati 19, Pittsburgh 7
1973	Pittsburgh	Pittsburgh 20, Cincinnati 13
1974	Cincinnati	Cincinnati 17, Pittsburgh 10
1974	Pittsburgh	Pittsburgh 27, Cincinnati 3

1975	Cincinnati	Pittsburgh 30, Cincinnati 24
1975	Pittsburgh	Pittsburgh 35, Cincinnati 14
1976	Pittsburgh	Pittsburgh 23, Cincinnati 6
1976	Cincinnati	Pittsburgh 7, Cincinnati 3
1977	Pittsburgh	Pittsburgh 20, Cincinnati 14
1977	Cincinnati	Cincinnati 17, Pittsburgh 10
1978	Cincinnati	Pittsburgh 28, Cincinnati 3
1978	Pittsburgh	Pittsburgh 7, Cincinnati 6
1979	Cincinnati	Cincinnati 34, Pittsburgh 10
1979	Pittsburgh	Pittsburgh 37, Cincinnati 17
1980	Cincinnati	Cincinnati 30, Pittsburgh 28
1980	Pittsburgh	Cincinnati 17, Pittsburgh 16
1981	Cincinnati	Cincinnati 34, Pittsburgh 7
1981	Pittsburgh	Cincinnati 17, Pittsburgh 10
1982	Pittsburgh	Pittsburgh 26, Cincinnati 20 OT
1983	Cincinnati	Pittsburgh 24, Cincinnati 14
1983	Pittsburgh	Cincinnati 23, Pittsburgh 10
1984	Pittsburgh	Pittsburgh 38, Cincinnati 17
1984	Cincinnati	Cincinnati 22, Pittsburgh 20
1985	Pittsburgh	Cincinnati 37, Pittsburgh 24
1985	Cincinnati	Cincinnati 26, Pittsburgh 21
1986	Cincinnati	Cincinnati 24, Pittsburgh 22
1986	Pittsburgh	Pittsburgh 30, Cincinnati 9
1987	Pittsburgh	Pittsburgh 23, Cincinnati 20
1987	Cincinnati	Pittsburgh 30, Cincinnati 16
1988	Pittsburgh	Cincinnati 17, Pittsburgh 12
1988	Cincinnati	Cincinnati 42, Pittsburgh 7
1989	Cincinnati	Cincinnati 41, Pittsburgh 10
1989	Pittsburgh	Cincinnati 26, Pittsburgh 16
1990	Cincinnati	Cincinnati 27, Pittsburgh 3
1990	Pittsburgh	Cincinnati 16, Pittsburgh 12

PHILADELPHIA EAGLES

November 17 at Philadelphia

BENGALS-EAGLES SERIES

(RS 5-0-0)

YEAR	SITE	SCORE
1971	Cincinnati	Cincinnati 37, Philadelphia 14
1975	Philadelphia	Cincinnati 31, Philadelphia 0
1979	Cincinnati	Cincinnati 37, Philadelphia 13
1982	Philadelphia	Cincinnati 18, Philadelphia 14
1988	Philadelphia	Cincinnati 28, Philadelphia 24

LOS ANGELES RAIDERS

November 24 at Cincinnati

BENGALS-RAIDERS SERIES

(RS 5-13-0)

(PS 0-1-0)

YEAR	SITE	SCORE
1968	Oakland	Raiders 31, Cincinnati 10
1968	Cincinnati	Raiders 34, Cincinnati 10
1969	Cincinnati	Cincinnati 31, Raiders 17
1969	Oakland	Raiders 37, Cincinnati 17
1970	Cincinnati	Cincinnati 31, Raiders 21
1971	Oakland	Raiders 31, Cincinnati 27
1972	Cincinnati	Raiders 20, Cincinnati 14
1974	Oakland	Raiders 30, Cincinnati 27
1975	Cincinnati	Cincinnati 14, Raiders 10
1975	Oakland	* Raiders 31, Cincinnati 28
1976	Oakland	Raiders 35, Cincinnati 20
1978	Cincinnati	Raiders 34, Cincinnati 21
1980	Oakland	Raiders 28, Cincinnati 17
1982	Cincinnati	Cincinnati 31, Raiders 14
1983	Cincinnati	Raiders 20, Cincinnati 10
1985*	Los Angeles	Raiders 13, Cincinnati 6
1988	Los Angeles	Cincinnati 45, Raiders 21
1989	Los Angeles	Raiders 28, Cincinnati 7
1990	Los Angeles	Raiders 24, Cincinnati 7
1990	Los Angeles	** Raiders 20, Cincinnati 10

* Franchise in Oakland prior to 1982

** AFC Divisional Playoff

NEW YORK GIANTS
December 1 at Cincinnati
BENGALS-GIANTS SERIES
(RS 3-0-0)

YEAR	SITE	SCORE
1972	Cincinnati	Cincinnati 13, New York Giants 10
1977	Cincinnati	Cincinnati 30, New York Giants 13
1985	Cincinnati	Cincinnati 35, New York Giants 30

MIAMI DOLPHINS
December 9 at Miami
BENGALS-DOLPHINS SERIES
(RS 3-8-0)
(PS 0-1-0)

YEAR	SITE	SCORE
1968	Cincinnati	Miami 24, Cincinnati 22
1968	Miami	Cincinnati 38, Miami 21
1969	Cincinnati	Cincinnati 27, Miami 21
1971	Cincinnati	Miami 23, Cincinnati 13
1973	Miami	* Miami 34, Cincinnati 16
1974	Miami	Miami 24, Cincinnati 3
1977	Cincinnati	Cincinnati 23, Miami 17
1978	Miami	Miami 21, Cincinnati 0
1980	Miami	Miami 17, Cincinnati 16
1983	Miami	Miami 38, Cincinnati 14
1987	Cincinnati	Miami 20, Cincinnati 14
1989	Cincinnati	Miami 20, Cincinnati 13

* AFC Divisional Playoff

NEW ENGLAND PATRIOTS
December 22 at Cincinnati
BENGALS-PATRIOTS SERIES
(RS 5-7-0)

YEAR	SITE	SCORE
1968	Boston	Boston 33, Cincinnati 14
1969	Cincinnati	Boston 25, Cincinnati 14
1970	Cincinnati	Cincinnati 45, Boston 7
1972	New England	* Cincinnati 31, New England 7
1975	Cincinnati	Cincinnati 27, New England 10
1978	Cincinnati	New England 10, Cincinnati 3
1979	Cincinnati	New England 20, Cincinnati 14
1984	New England	New England 20, Cincinnati 14
1985	New England	New England 34, Cincinnati 23
1986	New England	Cincinnati 31, New England 7
1988	New England	New England 27, Cincinnati 21
1990	Cincinnati	Cincinnati 41, New England 6

* Franchise in Boston prior to 1971



BOOMER EYES RECEIVER
... Bengals' quarterback Boomer Esiason.



TIGHT END RODNEY HOLMAN

... Pro Bowl player the last three seasons.

**1990 CINCINNATI BENGALS REGULAR SEASON
(BENGALS WON AFC CENTRAL DIVISION
CHAMPIONSHIP WITH A 9-7 RECORD)**

CINCINNATI 25, NEW YORK JETS 20

Sunday, September 9 at Cincinnati (56, 467)

The Cincinnati Bengals opened the 1990 season with a thrilling 25-20 come-from-behind victory over the New York Jets at Riverfront Stadium. Cincinnati trailed the Jets 20-10 in the fourth quarter before rallying with a touchdown, PAT, two field goals and a safety in less than eight minutes to defeat the Jets. Strong safety David Fulcher provided the safety plus 10 tackles and a pass interception in the final minutes to kill the Jets' hopes. Boomer Esiason threw two touchdown passes — Eddie Brown, 17 yards and James Brooks, three yards. Brooks also rushed for 67 yards as coach Sam Wyche's Bengals beat their former offensive coordinator Bruce Coslet, new coach for the Jets. Jim Breech booted three field goals, including two clinchers in the fourth quarter.

	1	2	3	4	TOTAL
NEW YORK JETS	0	10	7	3	20
CINCINNATI	0	3	7	15	25

Bengals — FG Breech 43

Jets — Toon 46 pass from O'Brien (Leahy kick)

Jets — FG Leahy 34

Bengals — Brown 10 pass from Esiason (Breech kick)

Jets — Toom 9 pass from O'Brien (Leahy kick)

Jets — FG Leahy 26

Bengals — Brooks 3 pass from Esiason (Breech kick)

Bengals — Fulcher tackles O'Brien for safety

Bengals — FG Breech 44

Bengals — FG Breech 37

CINCINNATI 21, SAN DIEGO 16

Sunday, September 16 at San Diego (48,098)

Coach Sam Wyche's Cincinnati Bengals came from behind for the second straight game to nip the San Diego Chargers, 21-16. The Chargers jumped to a 13-0 lead in the first quarter but then the Bengals took over. Quarterback Boomer Esiason fired three touchdown passes, two to Eddie Brown and one to James Brooks. Brown had a superlative day with 10 pass receptions, one short of the team record, for 178 yards. Kicker Jim Breech tied Fred Cox for the NFL record for consecutive games in scoring at 151. The victory put Cincinnati in first place in the AFC Central Division.

	1	2	3	4	TOTAL
CINCINNATI	1	14	0	7	21
SAN DIEGO	13	3	0	0	16

Chargers — Harmon 36 pass from Tolliver (Reveiz kick)

Chargers — Caravello 17 pass from Tolliver (Reveiz kick)

Bengals — Brooks 10 pass from Esiason (Breech kick)

Chargers — FG 19 Reveiz

Bengals — Brown 30 pass from Esiason (Breech kick)

Bengals — Brown 23 pass from Esiason (Breech kick)

CINCINNATI 41, NEW ENGLAND 7

Sunday, September 23 at Cincinnati (56,470)

The Bengals made it three in a row with an easy 41-7 victory over the New England Patriots at Riverfront Stadium. The Bengals clicked on all cylinders in downing the Patriots and were in control of the game from start to finish. The Cincinnati defense forced five turnovers, had three fumble recoveries, six sacks and two pass interceptions while the offense gained 236 yards passing and 110 rushing for a total of 346. Boomer Esiason fired TD passes to wide receiver Eddie Brown and tight end Rodney Holman who caught another touchdown pass from Lee Johnson on a fake field goal. Tim McGee caught six passes for 163 yards and cornerback Lewis Billups had eight solo tackles and an assist plus a pass interception. Kicker Jim Breech scored in his 152nd consecutive game to set an NFL record.

	1	2	3	4	TOTAL
NEW ENGLAND	0	7	0	0	7
CINCINNATI	10	14	3	7	41

Bengals — FG Breech 46

Bengals — Brown 42 pass from Esiason (Breech kick)

Bengals — Holman 4 pass from Johnson (Breech kick)

Bengals — Green 3 run (Breech kick)

Bengals — Brooks 6 run (Breech kick)

Patriots — Cook 7 pass from Wilson (Staurovsky kick)

Bengals — FG Breech 23

Bengals — Holman 3 pass from Esiason (Breech kick)

SEATTLE 31, CINCINNATI 16

Monday, October 1 at Seattle (60,135)

The Cincinnati Bengals three-game winning streak was snapped by the Seattle Seahawks, 31-16, in a Monday night game in the Kingdome. Seattle held a 10-6 halftime lead and enlarged it in the second half behind the running of Derrick Fenner and passing of Dave Krieg. Cincinnati's only touchdown came on a fourth-quarter 66-yard punt return by rookie Mitchell Price. Jim Breech kicked three field goals. Rookie linebacker James Francis had 10 solo tackles, one assist and two sacks.

	1	2	3	4	TOTAL
CINCINNATI	0	6	3	7	16
SEATTLE	3	7	7	14	31

Seahawks — FG N. Johnson 51

Bengals — FG Breech 34

Seahawks — Fenner 4 run (N. Johnson kick)

Bengals — FG Breech 26

Seahawks — Fenner 3 run (N. Johnson kick)

Bengals — FG Breech 43

Seahawks — Kane 63 pass from Krieg (N. Johnson kick)

Bengals — Price 66-yard punt return (Breech kick)

Seahawks — Fenner 2 pass from Krieg (N. Johnson kick)

CINCINNATI 34, LOS ANGELES RAMS 31 OT

Sunday, October 7 at Anaheim, Calif. (62,619)

The Cincinnati Bengals maintained their lead in the AFC Central Division and bounced back to defeat the Los Angeles Rams, 34-31, in a thrilling overtime battle. Jim Breech's 44-yard field goal with 11:56 elapsed in the overtime period sealed the verdict and lifted the Bengals' record to 4-1. Quarterback Boomer Esiason directed Cincinnati's high-powered offense and set a club record with 490 yards passing, topping Ken Anderson's old mark of 447 against Buffalo in 1975. Esiason completed 30 of 44 passes, three for touchdowns — two to running back James Brooks, 27 and nine yards, and another to running back Harold Green, 14 yards. Three Bengals had more than 100 yards receiving — tight end Rodney Holman, 161, wide receiver Tim McGee, 142, and Brooks, 109. Holman caught 10 passes, McGee, eight and Brooks seven. Cincinnati held a 21-7 margin at halftime, but the Rams tied the game at 31-31 with 1:36 remaining in regulation time.

	1	2	3	4	OT	TOTAL
CINCINNATI	14	7	7	3	3	34
LA RAMS	0	7	14	10	0	31

Bengals — Brooks 27 pass from Esiason (Breech kick)

Bengals — Brooks 9 pass from Esiason (Breech kick)

Bengals — Ball 1 run (Breech kick)
 Rams — Gary 2 run (Lansford kick)
 Rams — Anderson 55 pass from Everett (Lansford kick)
 Bengals — Green 14 pass from Esiason (Breech kick)
 Rams — Johnson 9 pass from Everett (Lansford kick)
 Rams — Gary 1 run (Lansford kick)
 Bengals — FG Breech 40
 Rams — FG Lansford 40
 Bengals — FG Breech 44

HOUSTON 48, CINCINNATI 17

Sunday, October 14 at Houston (53,501)

The Bengals record dropped to 4-2 when the Houston Oilers defeated them 48-17 in the Astrodome. The Bengals, however, kept their first place position in the AFC Central race. The Oilers, led by quarterback Warren Moon, who passed for five touchdowns, grabbed a 31-10 halftime lead and coasted to victory. The Houston defense limited the Bengals to 130 yards passing while the Oilers piled up 401 yards by air. Boomer Esiason was 12 of 21 passing for one touchdown and three interceptions. Free safety Rickey Dixon led Cincinnati in tackles with six solos.

	1	2	3	4	TOTAL
CINCINNATI	7	3	7	0	17
HOUSTON	7	24	7	10	48

Bengals — Taylor 2 run (Breech kick)
 Oilers — T. Jones 33 pass from Moon (Zendejas kick)
 Bengals — FG Breech 29
 Oilers — Hill 33 pass from Moon (Zendejas kick)
 Oilers — R. Johnson 30 interception return (Zendejas kick)
 Oilers — Harris 42 pass from Moon (Zendejas kick)
 Oilers — FG Zendejas 22
 Oilers — Givins 11 pass from Moon (Zendejas kick)
 Bengals — Holman 5 pass from Esiason
 Oilers — Jeffires 3 pass from Moon (Zendejas)
 Oilers — FG Zendejas 23

CINCINNATI 34, CLEVELAND 14

Monday, October 22 at Cleveland (78,567)

The Cincinnati Bengals' rushing game gained 233 yards in a convincing 34-13 victory over the arch-rival Cleveland Browns. Cincinnati at 5-2 continued to lead the AFC Central Division. The Bengals had a balanced rushing attack and a solid defense that was too much for Cleveland. Harold Green rushed for 73 yards, Craig Taylor 73 and James Brooks 63. Boomer Esiason threw touchdown passes to tight end Rodney Holman, 19 yards, and wide receiver Mike Barber, two yards. Defensively, linebackers Leon White and Carl Zander came up with pass interceptions, cornerback Rod Jones had seven solo tackles and two assists and rookie linebacker James Francis had six solos and an assist.

	1	2	3	4	TOTAL
CINCINNATI	7	10	3	14	34
CLEVELAND	3	10	0	0	13

Bengals — Holman 19 pass from Esiason (Breech kick)
 Browns — FG Kauric 21
 Bengals — Brooks 28 run (Breech kick)
 Bengals — FG Breech 20
 Browns — FG Kauric 30
 Browns — Hoard 1 run (Kauric kick)
 Bengals — FG Breech 21
 Bengals — Barber 2 pass from Esiason (Breech kick)
 Bengals — Woods 1 run (Breech kick)

ATLANTA 38, CINCINNATI 17

Sunday, October 28 at Atlanta (53,214)

The Cincinnati Bengals ended their five consecutive game road swing with a 38-17 loss at the hands of the Atlanta Falcons. The Falcons grabbed a 10-point lead in the first quarter and were never headed. Quarterback Chris Miller threw two touchdown passes to Floyd Dixon. Steve Broussard rushed for 81 yards and Mike Rozier 73, and Deion Sanders returned a punt 79 yards for a TD. For Cincinnati, quarterback Boomer Esiason completed 19 of 35 passes for 199 yards including a four-yard TD toss to wide receiver Eddie Brown who had five receptions for 73 yards. Rookie linebacker James Francis continued his superb play with seven solos and an assist.

	1	2	3	4	TOTAL
CINCINNATI	0	7	3	7	17
ATLANTA	10	7	14	7	38
Falcons — FG Davis	27				
Falcons — Rozier	1 run (Davis kick)				
Bengals — Brooks	6 run (Breech kick)				
Falcons — Dixon	3 pass from Miller (Davis kick)				
Falcons — Sanders	79 punt return (Davis kick)				
Bengals — FG Breech	35				
Falcons — Dixon	11 pass from Miller (Davis kick)				
Bengals — Brown	4 pass from Esiason (Breech kick)				
Falcons — Broussard	50 run (Davis kick)				

NEW ORLEANS 21, CINCINNATI 17

Sunday, November 4 at Cincinnati (60,067)

The Bengals returned to Riverfront Stadium after five straight road games, but the return home was unpleasant as the New Orleans Saints defeated Cincinnati 21-7. The Bengals record fell to 5-4. The Saints' defense stopped the Bengals at every turn, holding them to 136 yard rushing and 138 passing. Cincinnati's only touchdown came on an 11-yard pass from quarterback Boomer Esiason to wide receiver Eddie Brown. Nose tackle Tim Krumrie had 12 tackles and linebacker Kevin Walker 10. The New Orleans rushing game was in full gear with Craig Heyward gaining 122 yards and Rueben Mayes 115. The Saints dominated possession time 39:32 to 20:28.

	1	2	3	4	TOTAL
NEW ORLEANS	7	7	0	7	21
CINCINNATI	0	7	0	0	7
Saints — Fenerty	5 run (Andersen kick)				
Saints — Mayes	6 run (Andersen kick)				
Bengals — Brown	11 pass from Esiason (Breech kick)				
Saints — Heyward	1 run (Andersen kick)				

CINCINNATI 27, PITTSBURGH 3

Sunday, November 18 at Cincinnati (60,064)

A two-game losing streak was snapped by the Cincinnati Bengals when they whipped AFC Central rival Pittsburgh 27-3 in a Sunday night game at Riverfront Stadium. Cincinnati's defense stymied the Steelers while the offense jumped ahead 24-0 in the third quarter. James Brooks rushed for 105 yards for the Bengals. Safety Barney Bussey provided the big play when he recovered a fumble and returned it 70 yards for a touchdown in the third quarter. Quarterback Boomer Esiason had 134 passing yards on a 10 of 16 game. Nose tackle Tim Krumrie had four solo tackles and two assists and linebacker Kevin Walker four solos. The Bengals' record climbed to 6-4.

	1	2	3	4	TOTAL
PITTSBURGH	0	0	0	3	3
CINCINNATI	7	3	14	3	27
Bengals — Woods	5 run (Breech kick)				
Bengals — FG Breech	21				
Bengals — Taylor	1 run (Breech kick)				
Bengals — Bussey	70 fumble recovery (Breech kick)				
Steelers — FG Andersen	31				
Bengals — FG Breech	23				

INDIANAPOLIS 34, CINCINNATI 20

Sunday, November 25 at Cincinnati (60,051)

The Indianapolis Colts piled up 419 yards during their 34-20 conquest of the Cincinnati Bengals, who saw their record tumble to 6-5. Cincinnati took a 6-0 lead midway through the first quarter, but it was all Colts the rest of the game. Eric Dickerson gained 143 yards on 22 attempts for Indianapolis and scored a touchdown. Rookie quarterback Jeff George threw three touchdown passes — Jessie Hester, 19 yards, Stanley Morgan, six, and Bill Brooks, five. Cincinnati quarterback Boomer Esiason found wide receiver Eddie Brown for two touchdowns, one on a 21-yard pass and the other 20 yards. Running back James Brooks rushed for 69 yards on 11 carries and caught five passes for 74 yards. Wide receiver Tim McGee caught seven passes for 81 yards. Cincinnati's top tackler was free safety Solomon Wilcotts who had six solos and three assists.

	1	2	3	4	TOTAL
INDIANAPOLIS	7	10	14	3	34
CINCINNATI	6	0	14	0	20
Bengals — Woods 1 run (Breech kick failed)					
Colts — Hester 19 pass from George (Biasucci kick)					
Colts — Nickerson 1 run (Biasucci kick)					
Colts — FG Biasucci 22					
Colts — B. Brooks 5 pass from George (Biasucci kick)					
Colts — Morgan 6 pass from George (Biasucci kick)					
Bengals — Brown 21 pass from Esiason (Breech kick)					
Bengals — Brown 20 pass from Esiason (Breech kick)					
Colts — FG Biasucci 26					

CINCINNATI 16, PITTSBURGH 12

Sunday, December 2 at Pittsburgh (58,200)

A solid defense and an opportunistic offense propelled the Cincinnati Bengals to a hard-fought 16-12 decision over division rival Pittsburgh. It was the second time the Bengals defeated the Steelers in three weeks and their sixth in a row over them. Coach Sam Wyche's Bengals parlayed a 50-yard TD pass from Boomer Esiason to Eddie Brown, a safety, garnered when linebacker James Francis tackled Steeler quarterback Bubby Brister in the end zone, and a seven-yard touchdown run by James Brooks into a 16-6 lead at halftime. Then the defense took over and held Pittsburgh to a pair of field goals in the second half just as it did in the first half. The victory was preserved when rookie Mitchell Price intercepted a Brister pass with 1:26 remaining in the game. The Cincinnati defense held the Steelers to 67 yards rushing. Brooks contributed 81 yards rushing for the Bengals, Esiason, 165 passing yards, and Tim McGee three catches for 76 yards. The win kept the Bengals in a first-place in the AFC Central and lifted their record to 7-5.

	1	2	3	4	TOTAL
CINCINNATI	7	9	0	0	16
PITTSBURGH	6	0	3	3	12
Steelers — FG Anderson 32					
Bengals — Brown 50 pass from Esiason (Breech kick)					
Steelers — FG Anderson 36					
Bengals — Francis tackles Brister for safety					
Bengals — Brooks 7 run (Breech kick)					
Steelers — FG Anderson 29					
Steelers — FG Anderson 48					

SAN FRANCISCO 20, CINCINNATI 17 OT

Sunday, December 9 at Cincinnati (60,084)

The defending Super Bowl champion San Francisco 49ers nipped the Cincinnati Bengals 20-17 in overtime at Riverfront Stadium. A 23-yard field goal by Mike Cofer with 6:12 elapsed in the overtime period gave the 49ers the hard-earned victory. The game see-sawed and the defenses prevailed. Cincinnati quarterback Boomer Esiason completed 12 of 20 passes for 114 yards and threw a two-yard touchdown pass to running back Craig Taylor. The 49ers' Joe Montana was 19 of 26 for 185 yards and no touchdown passes. Roger Craig, San Francisco running back, accounted for 97 rushing yards. Tight end Rodney Holman caught five passes for 60 yards for the Bengals and the 49ers' Jerry Rice had eight receptions for 101 yards. David Grant had eight tackles, two assists and a sack. Strong safety David Fulcher had seven solos and two assists.

	1	2	3	4	OT	TOTAL
SAN FRANCISCO	7	0	7	3	3	20
CINCINNATI	7	0	3	7	0	17
Bengals — Taylor 2 pass from Esiason (Breech kick)						
49ers — Rathman 1 run (Cofer kick)						
Bengals — FG Breech 38						
49ers — Sydney 3 run (Cofer kick)						
Bengals — Woods 1 run (Breech kick)						
49ers — FG Cofer 23						
49ers — FG Cofer 23						

LOS ANGELES RAIDERS 24, CINCINNATI 7

Sunday, December 16 at Los Angeles (54,132)

A 24-7 loss to the Los Angeles Raiders dropped the Cincinnati Bengals (7-7) into second place in the AFC Central Division race for the first time this season. Cincinnati got its only score in the first

quarter on a 46-yard touchdown pass from quarterback Boomer Esiason to wide receiver Tim McGee. The Raiders countered with two touchdown passes from quarterback Jay Schroeder to wide receiver Tim Brown and one to Eathan Horton. Esiason completed seven of 17 passes for 134 yards, including a 53-yarder to tight end Rodney Holman.

	1	2	3	4	TOTAL
CINCINNATI	7	0	0	0	7
LA RAIDERS	7	10	7	0	24

Bengals — McGee 41 pass from Esiason (Breech kick)

Raiders — T. Brown 5 pass from Schroeder (Jaeger kick)

Raiders — T. Brown 44 pass from Schroeder (Jaeger kick)

Raiders — FG Jaeger 37

Raiders — Horton 1 pass from Schroeder (Jaeger kick)

CINCINNATI 40, HOUSTON 20

Sunday, December 23 at Cincinnati (60,044)

James Brooks rushed for 201 yards to lead the Cincinnati Bengals to a 40-20 victory over the Houston Oilers. The win moved the Bengals back into a tie for first place in the AFC Central Division chase. The Oilers took an early 10-0 lead and the game was tied 13-13 at halftime. But the second half belonged to the Bengals. Brooks ripped off a 56-yard touchdown run in the second quarter and quarterback Boomer Esiason fired two touchdown passes to tight end Eric Kattus in the fourth quarter. Fullback Ickey Woods plunged for two touchdowns. Houston quarterback Warren Moon suffered a broken thumb on his right hand late in the game.

	1	2	3	4	TOTAL
HOUSTON	0	13	7	0	20
CINCINNATI	0	13	14	13	40

Oilers — FG Garcia 29

Oilers — Jeffries 21 pass from Moon (Garcia kick)

Bengals — Woods 1 run (Breech kick failed)

Oilers — FG Garcia 36

Bengals — Brooks 56 run (Breech kick)

Oilers — Moon 1 run (Garcia kick)

Bengals — Jennings 1 run (Breech kick)

Bengals — Woods 1 run (Breech kick)

Bengals — Kattus 16 pass from Esiason (Breech kick)

Bengals — Kattus 22 pass from Esiason (Breech kick)

CINCINNATI 21, CLEVELAND 14

Sunday, December 30 at Cincinnati (60,041)

Cincinnati swept the 1990 "Battle of Ohio" series by beating the Cleveland Browns 21-14 in a victory that led to the AFC Central Division title which came to the Bengals later in the day when Houston downed Pittsburgh. Rookie standout linebacker James Francis provided a big play in the second quarter when he intercepted a Mike Pagel pass and returned it 15 yards for a touchdown. A 22-yard pass from Boomer Esiason to tight end Rodney Holman made the score 14-0 at halftime. Cleveland came back and tied the score 14-14 in the third quarter. The Bengals got the winning touchdown with 6:20 gone in the fourth quarter. Esiason hooked up with running back Eric Ball on a 48-yard touchdown pass. Free safety Barney Bussey had seven tackles, three assists and a pass interception.

	1	2	3	4	TOTAL
CLEVELAND	0	0	14	0	14
CINCINNATI	0	14	0	7	21

Bengals — Francis 15 pass interception (Breech kick)

Bengals — Holman 21 pass from Esiason (Breech kick)

Browns — Mack 2 runs (Kauric kick)

Browns — Brennan 16 pass from Pagel (Kauric kick)

Bengals — Ball 48 pass from Esiason (Breech kick)

1990 AFC PLAYOFFS

(Cincinnati was 1-1 in the playoffs)

Cincinnati 41, Houston 14

Sunday, January 6, 1991 at Cincinnati (60,012)

The Cincinnati Bengals walloped the Houston Oilers, 41-14, in a first-round playoff game at Riverfront Stadium. The Bengals put the game away early and led 34-0 shortly after the third quarter began. The Bengals had a fine-tuned offense and an aggressive defense that stopped the Oilers, top-ranked offensive team, at

every turn. Quarterback Boomer Esiason had an excellent afternoon, completing 14 of 20 passes for 150 yards, two for touchdowns and no interceptions. He threw a two-yard TD toss to running back Harold Green and a nine-yard shot to tight end Eric Kattus. Esiason also raced 10 yards for another TD and led the Bengals in rushing with 57 yards. Strong safety David Fulcher came up with a pass interception and cornerback Eric Thomas had six tackles and free safety Barney Bussey five. The Bengals defense held Cody Carlson, who replaced the injured Warren Moon, well in check.

	1	2	3	4	TOTAL
HOUSTON	0	0	7	7	14
CINCINNATI	10	10	14	7	41
BENGALS — Woods 1 run (Breech kick)					
BENGALS — FG Breech 27					
BENGALS — Green 2 pass from Esiason (Breech kick)					
BENGALS — FG Breech 30					
BENGALS — Ball 3 run (Breech kick)					
BENGALS — Esiason 10 run (Breech kick)					
OILERS — Givins 16 pass from Carlson (Garcia kick)					
BENGALS — Kattus 9 pass from Esiason (Breech kick)					
OILERS — Givins 5 pass from Carison (Garcia kick)					

LOS ANGELES RAIDERS 20, CINCINNATI 10 Sunday, January 13, 1991 at Los Angeles (92,045)

The injury-riddled Cincinnati Bengals lost to the Los Angeles Raiders 20-10 in an AFC Divisional Playoff Game in Los Angeles. The Bengals played without injured offensive linemen Anthony Munoz and Bruce Reimers, and running back James Brooks, suffering from a dislocated thumb, played little. The game was tied 10-10 early in the fourth quarter before the Raiders wrapped it up with a 41-yard touchdown pass from Jay Schroeder to Eathan Horton and a field goal. Cincinnati's touchdown came on a eight-yard pass from Boomer Esiason to Stanford Jennings. Ickey Woods led Cincinnati's running game with 73 yards. Marcus Allen rushed for 140 yards for the Raiders.

	1	2	3	4	TOTAL
CINCINNATI	0	3	0	7	10
LA RAIDERS	0	7	3	10	20
BENGALS — FG Breech 27					
RAIDERS — Fernandez 13 pass from Schroeder (Jaeger kick)					
RAIDERS — FG Jaeger 49					
BENGALS — Jennings 8 pass from Esiason (Breech kick)					
RAIDERS — Horton 41 pass from Schroeder (Jaeger kick)					
RAIDERS — FG Jaeger 25					



GAME VIEW FROM THE COACHES — LEFT TO RIGHT: SAM WYCHE, HEAD COACH, JIM MCHALLY, OFFENSIVE LINE COACH, AND JIM ANDERSON, RUNNING BACKS COACH.

1990 REGULAR SEASON FINAL STANDINGS AMERICAN FOOTBALL CONFERENCE

EASTERN DIVISION

	W	L	T	PCT.	PTS.	OP
*Buffalo	13	3	0	.813	428	263
#Miami	12	4	0	.750	336	242
Indianapolis	7	9	0	.438	281	353
N.Y. Jets	6	10	0	.375	295	345
New England	1	15	0	.063	181	446

CENTRAL DIVISION

	W	L	T	PCT.	PTS.	OP
*Cincinnati	9	7	0	.563	360	352
#Houston	9	7	0	.563	405	307
#Pittsburgh	9	7	0	.563	292	240
Cleveland	3	13	0	.188	228	462

WESTERN DIVISION

	W	L	T	PCT.	PTS.	OP
*L.A. Raiders	12	4	0	.750	337	268
#Kansas City	11	5	0	.688	369	257
Seattle	9	7	0	.563	306	286
San Diego	6	10	0	.375	315	281
Denver	5	11	0	.313	331	374

NATIONAL FOOTBALL CONFERENCE

EASTERN DIVISION

	W	L	T	PCT.	PTS.	OP
*N.Y. Giants	13	3	0	.813	335	211
#Philadelphia	10	6	0	.625	396	299
#Washington	10	6	0	.625	381	301
Dallas	7	9	0	.438	244	308
Phoenix	5	11	0	.313	268	396

CENTRAL DIVISION

	W	L	T	PCT.	PTS.	OP
*Chicago	11	5	0	.688	348	280
Tampa Bay	6	10	0	.375	264	367
Detroit	6	10	0	.375	373	413
Green Bay	6	10	0	.375	271	347
Minnesota	6	10	0	.375	351	326

WESTERN DIVISION

	W	L	T	PCT.	PTS.	OP
*San Francisco	14	2	0	.875	353	239
#New Orleans	8	8	0	.500	274	275
L.A. Rams	5	11	0	.313	345	412
Allanta	5	11	0	.313	348	365

* Division Champion; # Wild Card for Playoffs

1990 NFL POSTSEASON AT A GLANCE

(Paid attendance in parentheses; home team in capitals)

POSTSEASON PLAYOFFS

AFC First Round:	MIAMI 17, Kansas City 16 (67,276) CINCINNATI 41, Houston 14 (60,012)
NFC First Round:	Washington 20, PHILADELPHIA 6 (65,287) CHICAGO 16, New Orleans 6 (60,767)
AFC Divisional Playoffs:	BUFFALO 44, Miami 34 (77,087) L.A. RAIDERS 20, Cincinnati 10 (92,045)
NFC Divisional Playoffs:	SAN FRANCISCO 28, Washington 10 (65,292) N.Y. GIANTS 31, Chicago 3 (77,025)
AFC Championship Game:	BUFFALO 51, L.A. Raiders 3 (80,324)
NFC Championship Game:	N.Y. Giants 15, San Francisco 13 (66,334)
Super Bowl XXIV:	NEW YORK GIANTS (NFC) 20, Buffalo (AFC) 19 (73,813)
AFC-NFC Pro Bowl:	AFC 23, NFC 21 (50,345)

CINCINNATI BENGALS 1990 STATISTICS

WON-9, LOST-7 (* Overtime)

Sept 9	W	25-20	Jets	56,467
Sept 16	W	21-16	at San Diego	48,098
Oct 1	L	16-31	at Seattle	60,135
Oct 7	*W	34-31	at Rams	62,619
Oct 14	L	17-48	at Houston	53,501
Oct 22	W	34-13	at Cleveland	78,567
Oct 28	L	17-38	at Atlanta	53,214
Nov 4	L	7-21	New Orleans	60,067
Nov 18	W	27- 3	Pittsburgh	60,064
Nov 25	L	20-34	Indianapolis	60,051
Dec 2	W	16-12	at Pittsburgh	58,200
Dec 9	*L	17-20	San Francisco	60,084
Dec 16	L	7-24	at Raiders	54,132
Dec 23	W	40-20	Houston	60,044
Dec 30	W	21-14	Cleveland	60,041

TEAM STATISTICS	BENGALS	OPPONENT
TOTAL FIRST DOWNS	277	308
Rushing	107	116
Passing	151	180
Penalty	19	12
3rd Down: Made/Att	79/196	93/213
3rd Down Pct.	40.3	43.7
4th Down: Made/Att	12/19	2/12
4th Down Pct.	63.2	16.7
POSSESSION AVG.	29:21	30:39
TOTAL NET YARDS	5063	5605
Avg. Per Game	316.4	350.3
Total Plays	943	1010
Avg. Per Play	5.4	5.5
NET YARDS RUSHING	2120	2085
Avg. Per Game	132.5	130.3
Total Rushes	485	442
NET YARDS PASSING	2943	3520
Avg. Per Game	183.9	220.0
Sacked/Yards Lost	33/209	25/205
Gross Yards	3152	3725
Att./Completions	425/237	543/300
Completion Pct.	55.8	55.2
Had Intercepted	23	15
PUNTS/AVERAGE	65/42.1	63/41.8
NET PUNTING AVG.	34.0	36.5
PENALTIES/YARDS	83/627	101/824
FUMBLES/BALL LOST	25/12	32/16
TOUCHDOWNS	44	41
Rushing	16	15
Passing	25	24
Returns	3	2

SCORE BY PERIODS	1	2	3	4	OT	Total
BENGALS	79	110	78	90	3	360
OPPONENTS	70	115	101	63	3	352

SCORING	TD-	Ru-	Pa-	Rt	PAT	FG	S	TP
Breech	0	0	0		41-44	17-21	0	92
Brooks	5	4	0		0-0	0-0	0	54
Brown	0	9	0		0-0	0-0	0	54
Woods	6	0	0		0-0	0-0	0	36
Holman	0	5	0		0-0	0-0	0	30
Taylor	2	1	0		0-0	0-0	0	18
Ball	1	1	0		0-0	0-0	0	12
Green	1	1	0		0-0	0-0	0	12
Kattus	0	2	0		0-0	0-0	0	12
Francis	0	0	1		0-0	0-0	1	8
Barber	0	1	0		0-0	0-0	0	6
Bussey	0	0	1		0-0	0-0	0	6
Jennings	1	0	0		0-0	0-0	0	6
McGee	0	1	0		0-0	0-0	0	6
Price	0	0	1		0-0	0-0	0	6
Fulcher	0	0	0		0-0	0-0	1	2
Bengals Total	16	25	3		41-44	17-22	2	360
Opp. Total	15	24	2		40-41	22-29	0	352

SACKS: Francis 8.0, Tuatagaloa 4.5, Bussey 2.0, Hammerstein 2.0, Krumrie 2.0, McClendon 2.0, Fulcher 1.0, Grant 1.0, Walker 1.0, White 1.0, Buck 0.5, **Bengals 25.0**, **OPPONENTS 33.0**

PASSING	Att	Cmp	Yds	Cmp%	Yds/Att	TD	TD%	Int	Int%	LG	SK/Lost	Rating
Esiason	402	224	3031	55.7	7.54	24	6.0	22	5.5	53	30/198	77.0
Wilhelm	19	12	117	63.2	6.16	0	0.0	0	0.0	19	1/ 2	80.4
Philcox	2	0	0	0.0	0.0	0	0.0	1	50.0	0	2/ 9	0.0
James	1	0	0	0.0	0.0	0	0.0	0	0.0	0	0/ 0	39.6
Johnson	1	1	4	100.0	4.00	1	100.0	0	0.0	14	0/ 0	122.9
Bengals Tot.	425	237	3152	55.8	7.42	25	5.9	23	5.4	53	33/209	76.5
Opp. Total	543	300	3725	55.2	6.86	24	4.4	15	2.8	75	25/205	79.9

RUSHING	No.	Yds.	Avg.	LG	TD
Brooks	195	1004	5.1	t56	5
Green	83	353	4.3	39	1
Woods	64	268	4.2	32	6
Taylor	51	216	4.2	24	2
Esiason	50	157	3.1	21	0
Ball	22	72	3.3	15	1
Jennings	12	46	3.8	13	1
James	1	11	11.0	11	0
Wilhelm	6	6	1.0	4	0
Barber	1	-13	-13.0	-13	0
Bengals Total	485	2120	4.4	t56	16
Opp. Total	442	2085	4.7	88	15

RECEIVING	No.	Yds.	Avg.	LG	TD
Brown	44	706	16.0	t50	9
McGee	43	737	17.1	52	1
Holman	40	596	14.9	53	5
Brooks	26	269	10.3	35	4
Woods	20	162	8.1	22	0
Barber	14	196	14.0	28	1
Green	12	90	7.5	22	1
Kattus	11	145	13.2	31	2
Riggs	8	79	9.9	21	0
Smith	7	45	6.4	11	0
Jennings	4	23	5.8	13	0
James	3	36	12.0	16	0
Taylor	3	22	7.3	20	1
Ball	2	46	23.0	t48	1
Bengals Total	237	3152	13.3	53	25
Opp. Total	300	3725	12.4	75	24

INTERCEPTIONS	No.	Yds.	Avg.	LG	TD
Bussey	4	37	9.3	18	0
Fulcher	4	20	5.0	18	0
Billups	3	39	13.0	29	0
White	1	21	21.0	21	0
Francis	1	17	17.0	t17	1
Zander	1	12	12.0	12	0
Price	1	0	0.0	0	0
Bengals Total	15	146	9.7	29	1
Opp. Total	23	233	10.1	t30	1

PUNTING	No.	Yds.	Avg.	Net	TB	In	Lg	B
Johnson	64	2705	42.3	34.3	8	12	70	0
Breech	1	34	34.0	14.0	1	0	34	0
Bengals Total	65	2739	42.1	34.0	9	12	70	0
Opp. Total	63	2634	41.8	36.5	4	19	65	0

PUNT RETURNS	Ret	FC	Yds.	Avg.	LG	TD
Price	29	14	251	8.7	t66	1
Smith	1	0	4	4.0	4	0
Bengals Total	30	14	255	8.5	t66	1
Opp. Total	36	11	352	9.8	t79	1

KICKOFF RETURNS	No.	Yds.	Avg.	LG	TD
Jennings	29	584	20.1	33	0
Ball	16	366	22.9	38	0
Price	10	191	19.1	33	0

Smith	2	35	17.5	20	0
Barber	1	14	14.0	14	0
James	1	43	43.0	43	0
Kattus	1	10	10.0	10	0
Riggs	1	7	7.0	7	0
Taylor	1	16	16.0	16	0
Bengals Total	62	1266	20.4	43	0
Opp. Total	43	945	22.0	64	0

FIELD GOALS	1-19	20-29	30-39	40-49	50+
Breech	0/0	6/6	5/6	6/9	0/0
Johnson	0/0	0/0	0/0	0/0	0/1
Bengals Total	0/0	6/6	5/6	6/9	0/1
Opp. Total	1/1	11/11	7/7	2/7	1/3

Breech: (43G, 42N, 44G, 37G) () (46G, 23G) (34G, 26G, 43G) (40G, 44G) (29G) (20G, 21G) (35G) (43N) (21G, 31G) () (34N, 46N) (38G)

Johnson: () () () (52N)

Bengals: (43G, 42N, 44G, 37G) () (46G, 23G) (34G, 26G, 43G) (52N, 40G, 44G) (29G) (20G, 21G) (35G) (43N) (21G, 31G) () (34N, 46N) (38G)

Opponents: (33G, 26G) (19G, 44N) () (51G) (40G) (22G, 23G) (21G, 41N, 30G) (27G, 52N) (48N) (31G) (51N, 22G, 26G) (32G, 36G, 29G, 48G) (23G, 23G) (39G) (29G, 36G, 42N) (48N)

FRANCIS TOPS IN TACKLES

Rookie outside linebacker James Francis led the Cincinnati Bengals in tackles last season with 78 — 63 solos and 15 assists.

Strong safety David Fulcher, who missed three games with a shoulder injury, was second with 75.

Inside linebacker Kevin Walker was third with 74.

Francis topped the team in sacks with eight.

Fulcher, who was selected for the Pro Bowl for the third consecutive year, and safety Barney Bussey led the Bengals in pass interceptions with four each.

Cornerback Carl Carter recovered three enemy fumbles.

PLAYER	TACKLES	ASSISTS	TOTAL	SACKS-YDS	INT-YDS	OPPONENTS FUMBLES RECOVERED
James Francis*	63	15	78	8-65	1-17	0
David Fulcher*	53	22	75	1-12	5-2	0
Kevin Walker	60	14	74	1-6	0-0	0
Tim Krumrie	45	23	68	2-17	0-0	1
Barney Bussey	47	9	56	2-17	4-37	1
Lewis Billups	43	8	51	0-0	3-39	2
Carl Carter	38	19	47	0-0	0-0	3
Carl Zander	37	10	47	0-0	1-2	2
Rod Jones	38	8	46	0-0	0-0	0
David Grant	36	8	44	2-14	0-0	1
Solomon Wilcotts	31	8	39	0-0	0-0	1
Rickey Dixon	28	6	34	0-0	0-0	0
Leon White	28	5	33	1-4	1-21	0
Skip McClendon	25	3	28	2-17	0-0	0
Natu Tuatagaloa	17	7	24	4.5-27	0-0	2
Mike Hammerstein	13	6	19	2-25	0-0	2
Mitchell Price	14	2	16	0-0	1-0	1
Eric Thomas	11	0	11	0-0	0-0	0
Jason Buck	7	4	11	5-11	0-0	0
Leo Barker	7	3	10	0-0	0-0	0
Bernard Clark	7	2	9	0-0	0-0	0
Craig Ogletree	0	1	1	0-0	0-0	0

*SAFETY

SPECIAL TEAMS

PLAYER	TACKLES	ASSISTS	TOTAL
Leo Barker	6	2	8
Mitchell Price	7	0	7
Kevin Walker	4	2	6
Eric Ball	5	0	5
Rod Jones	5	0	5
Lynn James	5	0	5
Barney Bussey	3	2	5
Natu Tuatagaloa	4	0	4
Ed Brady	3	1	4
James Francis	3	0	3
Craig Ogletree	3	0	3

Carl Carter	2	0	2
Rickey Dixon	2	0	2
Carl Zander	2	0	2
Solomon Wilcots	2	0	2
Leon White	2	0	2
Stanford Jennings	1	1	2
Lee Johnson	1	0	1
Bernard Clark	1	0	1
Craig Taylor	1	0	1
Kendal Smith	1	0	1
Mike Barber	1	0	1

MISCELLANEOUS (INT/FUMBLE RETURNS)

PLAYER	TACKLES	PLAYER	TACKLES
Harold Green	4	Eric Kattus	1
Eddie Brown	3	Kendal Smith	1
James Brooks	2	Jim Riggs	1
Tim McGee	2	Paul Jetton	1
Ickey Woods	2	Joe Walter	1
Ken Moyer	2	Boomer Esiason	1
Eric Ball	1	Anthony Munoz	1
James Francis	1	Ed Brady	FUMBLE RECOVERY
Mike Barber	1		

NFL CUTDOWN DATES

AUGUST 20 — Cut to 60 players

AUGUST 26 — Cut to 47 players

CINCINNATI BENGALS PLAYOFF STATISTICS

WON-1, LOST-1

Jan 6	W	41-14	Houston	60,012
Jan 13	L	10-20	at Raiders	92,045

BENGALS OPPONENTS

TOTAL FIRST DOWNS	36	33				
Rushing	22	15				
Passing	12	18				
Penalty	2	0				
3rd Down: Made/Att	9/25	7/20				
4th Down: Made/Att	2/2	1/2				
TOTAL NET YARDS	531	615				
Avg. Per Game	265.5	307.5				
Total Plays	117	103				
Avg. Per Play	4.5	6.0				
NET YARDS RUSHING	311	302				
Avg. Per Game	155.5	151.0				
Total Rushes	73	45				
NET YARDS PASSING	220	313				
Avg. Per Game	110.0	156.5				
Tackled/Yards Lost	4/46	4/24				
Gross Yards	266	337				
Att./Completions	40/23	54/27				
Completion Pct.	57.5	50.0				
Had Intercepted	0	2				
PUNTS/AVERAGE	8/49.1	8/41.9				
NET PUNTING AVG.	41.8	34.1				
PENALTIES/YARDS	5/45	5/33				
FUMBLES/BALL LOST	2/0	2/1				
TOUCHDOWNS	6	4				
Rushing	3	0				
Passing	3	4				
Returns	0	0				
SCORE BY PERIODS	1	2	3	4	OT	Total
BENGALS	10	13	14	14	0	51
OPPONENTS	0	7	10	17	0	34

SCORING	TD- Ru-	Pa-	Rt	PAT	FG	S	TP
Breech	0	0	0	6-6	3-3	0	15
Ball	1	0	0	0-0	0-0	0	6
Esiason	1	0	0	0-0	0-0	0	6
Green	0	1	0	0-0	0-0	0	6
Jennings	0	1	0	0-0	0-0	0	6

Kattus	0	1	0	0-0	0-0	0	6
Woods	1	0	0	0-0	0-0	0	6
BENGALS	3	3	0	6-6	3-3	0	51
OPPONENTS	0	4	0	4-4	2-2	0	34

SACKS: Buck 1.0, Grant 1.0, Zander 1.0, **BENGALS 4.0**,
OPPONENTS 4.0

PASSING	Att	Cmp	Yds	Cmp%	Yds/Att	TD	TD%	Int	Int%	LG	SK/Lost	Rating
Esiason	35	22	254	62.9	7.26	3	8.6	0	0.0	46	4/46	113.3
Wilhelm	5	1	12	20.0	2.40	0	0.0	0	0.0	12	0/0	39.6
Bengals Tot.	40	23	266	57.5	6.65	3	7.5	0	0.0	46	4/46	102.7
Opp. Total	54	27	337	50.0	6.24	4	7.4	2	3.7	141	4/24	79.0

RUSHING	No.	Yds.	Avg.	LG	TD
Woods	17	84	4.9	18	1
Esiason	7	68	9.7	14	1
Green	11	55	5.0	12	0
Ball	12	47	3.9	14	1
Brooks	17	43	2.5	14	0
Jennings	6	16	2.7	10	0
Wilhelm	3	-2	-0.7	0	0
Bengals Total	73	311	4.3	18	3
Opp. Total	45	302	6.7	34	0

RECEIVING	No.	Yds.	Avg.	LG	TD
Holman	4	102	25.5	46	0
Brown	4	32	8.0	15	0
Jennings	3	23	7.7	12	1
McGee	3	23	7.7	19	0
Woods	3	18	6.0	9	0
Kattus	2	19	9.5	10	1
Green	2	15	7.5	13	1
Brooks	1	22	22.0	22	0
Barber	1	12	12.0	12	0
Bengals	23	266	11.6	46	3
Opponents	27	337	12.5	141	4

INTERCEPTIONS	No.	Yds.	Avg.	LG	TD
Fulcher	2	54	27.0	43	0
Bengals Total	2	54	27.0	43	0

PUNTING	No.	Yds.	Avg.	Net TB	In	Lg	B
Johnson	8	393	49.1	41.8	0	1	64
Bengals Total	8	393	49.1	41.8	0	1	64
Opp. Total	8	335	41.9	34.1	1	4	52

PUNT RETURNS	Ret	FC	Yds.	Avg.	LG	TD
Price	3	0	42	14.0	34	0
Bengals Total	3	0	42	14.0	34	0
Opp. Total	4	2	59	14.8	19	0

KICKOFF RETURNS	No.	Yds.	Avg.	LG	TD
Jennings	4	86	21.5	30	0
Ball	2	42	21.0	28	0
Brown	1	12	12.0	12	0
Bengals Total	7	140	20.0	30	0
Opp. Total	7	132	18.9	37	0

FIELD GOALS	1-19	20-29	30-39	40-49	50+
Breech	0/0	2/2	1/1	0/0	0/0
Opponents	0/0	1/1	0/0	1/1	0/0

Breech: (27G, 30G) (27G)
Opponents: () (49G, 25G)

BENGALS DEFENSIVE PLAYOFF STATISTICS

PLAYER	TACKLES	ASSISTS	TOTAL	SACKS-YDS	INT-YDS	OPPONENTS
						FUMBLES RECOVERED
Barney Bussey	12	0	12	0-0	0-0	0
Eric Thomas	8	1	9	0-0	0-0	0
David Fulcher	5	4	9	0-0	0-0	0
James Francis	6	2	8	0-0	0-0	1
Tim Krumrie	6	1	7	0-0	0-0	0
Carl Zander	4	1	5	1-10	0-0	0
David Grant	4	1	5	1-5	0-0	0

Kevin Walker	4	1	5	0-0	0-0	0
Lewis Billups	4	0	4	0-0	0-0	0
Skip McClendon	3	1	4	0-0	0-0	0
Rod Jones	3	1	4	0-0	0-0	0
Leon White	3	0	3	0-0	0-0	0
Solomon Wilcots	1	1	2	0-0	0-0	0
Jason Buck	1	0	1	1-3	0-0	0
Carl Carter	1	0	1	0-0	0-0	0

SPECIAL TEAMS

PLAYER	TACKLES	ASSISTS	TOTAL
Ed Brady	3	0	3
Carl Zander	1.5	0	1.5
Natu Tuatagaloa	1	0	1
Leo Barker	1	0	1
Mitchell Price	1	0	1
Eric Ball	1	0	1
Barney Bussey	1	0	1
Carl Carter	1	0	1
Kevin Walker	.5	0	.5

MISCELLANEOUS (INT/FUMBLE RECOVERY) Stanford Jennings fumble recovery

CINCINNATI PRESEASON RESULTS

WON 59, LOST 51

1968 (2-3-0)

BENGALS	OPP.
14 Kansas City	38
13 @ Denver	15
6 Buffalo	10
19 * Pittsburgh	3
13 ** New York Jets	9

*at Morgantown, W. V.

**at Memphis, Tenn.

1969 (3-2-0)

BENGALS	OPP.
13 * Boston	21
7 ** Kansas City	20
28 Miami	21
23 @ Pittsburgh	13
13 Denver	10

*at Bowling Green, Ohio

**at Jackson, Miss.

1970 (2-3-1)

BENGALS	OPP.
27 Washington	12
10 @ Miami	20
20 @ St. Louis	41

BENGALS	OPP.
31 Cleveland	24
10 * Green Bay	10
14 Detroit	31

*at Milwaukee

1971 (5-0-1)

BENGALS	OPP.
27 @ Miami	10
31 @ Detroit	24
20 Pittsburgh	13

BENGALS	OPP.
22 St. Louis	21
27 Green Bay	24
17 @ Washington	17

1972 (3-3-0)

BENGALS	OPP.
14 @ Green Bay	24
28 Detroit	20
17 Miami	35

BENGALS	OPP.
34 @ Philadelphia	20
27 * Cleveland	21
14 Atlanta	44

*at Columbus, Ohio

1973 (4-2-0)

BENGALS	OPP.
13 @ Miami	14
45 Philadelphia	21
6 * Cleveland	24

*at Columbus, Ohio

BENGALS	OPP.
17 @ Detroit	10
31 Atlanta	20
13 Green Bay	10

1974 (4-2-0)

BENGALS	OPP.
9 Miami	19
35 Philadelphia	21
13 @ Atlanta***	7

***Overtime *at Columbus, Ohio

BENGALS	OPP.
27 Detroit	14
17 * Cleveland	21
24 ** Green Bay	26

**At Milwaukee, Wis.

1975 (4-3-0)

BENGALS	OPP.
9 * Washington	17
3 @ Miami	7
38 @ Buffalo	28
27 Green Bay	10

*Hall of Fame Game at Canton, Ohio

BENGALS	OPP.
20 @ Philadelphia	30
22 @ Detroit	14
21 New Orleans	0

1976 (4-2-0)

BENGALS	OPP.	BENGALS	OPP.
23 @ Green Bay	17	23 @ Minnesota	21
31 Buffalo	10	10 @ New Orleans	13
26 Detroit	14	24 @ Tampa Bay	13

1977 (5-1-0)

BENGALS	OPP.	BENGALS	OPP.
20 @ *Green Bay	23	33 @ St. Louis	9
45 Tampa Bay	0	26 Minnesota	7
17 @ Detroit	13	24 @ Chicago	6

*at Milwaukee

1978 (2-2-0)

BENGALS	OPP.	BENGALS	OPP.
0 @ Tampa Bay	17	27 Chicago	3
10 Detroit	14	17 * Green Bay	14

*at Milwaukee

1979 (2-2-0)

BENGALS	OPP.	BENGALS	OPP.
40 @ Detroit	28	13 @ Chicago	17
20 Green Bay	5	13 Tampa Bay	24

1980 (1-3-0)

BENGALS	OPP.	BENGALS	OPP.
6 @ Denver	17	14 @ Tampa Bay	20
21 Chicago	3	10 Detroit	15

1981 (2-2-0)

BENGALS	OPP.	BENGALS	OPP.
24 @ Tampa Bay	17	21 @ Chicago	24
30 @ Detroit	21	20 Denver	24

1982 (1-3-0)

BENGALS	OPP.	BENGALS	OPP.
20 @ Kansas City	26	23 Detroit	27
27 @ *Green Bay	41	28 Washington	21

*at Milwaukee

1983 (0-4-0)

BENGALS	OPP.	BENGALS	OPP.
7 Kansas City	24	17 New York Jets*	20
23 @ Washington	27	7 @ Detroit	34

*Overtime

1984 (3-1-0)

BENGALS	OPP.	BENGALS	OPP.
21 @ New York Jets	15	25 @ Chicago	17
13 @ Tampa Bay	21	35 Detroit	14

1985 (2-2-0)

BENGALS	OPP.	BENGALS	OPP.
27 Kansas City	35	17 @ Detroit	31
24 New York Jets	20	31 @ Indianapolis	21

1986 (1-3-0)

BENGALS	OPP.	BENGALS	OPP.
0 @ Kansas City	20	34 Green Bay	12
17 @ New York Jets	28	20 Detroit	30

1987 (2-2-0)

BENGALS	OPP.	BENGALS	OPP.
31 @ Tampa Bay	30	28 @ Green Bay	20
9 @ Detroit	23	14 New Orleans	26

1988 (4-1-0)

BENGALS	OPP.	BENGALS	OPP.
14 LA Rams*	7	24 Detroit	7
21 @ Kansas City	34	27 @ New England	21
24 @ Buffalo	13		

*Hall of Fame Game, Canton, Ohio

1989 (2-2-0)

BENGALS	OPP.	BENGALS	OPP.
24 Buffalo	20	10 @ New Orleans	27
35 @ Detroit	3	10 @ Minnesota	17

1990 (1-3-0)

BENGALS	OPP.	BENGALS	OPP.
17 @ Tampa Bay	30	13 @ New England	10
17 @ Atlanta	34	24 Detroit	26

**CINCINNATI BENGALS
REGULAR SEASON RESULTS
WON 171, LOST 168, TIED 1**

1968 (3-11-0)

Head Coach: Paul Brown

BENGALS	OPP.	BENGALS	OPP.
13 @ San Diego	29	10 @ Oakland	.31
24 Denver	10	17 @ Houston	.27
34 Buffalo	.23	9 Kansas City	.16
10 San Diego	.31	38 @ Miami	.21
7 @ Denver	10	0 Oakland	.34
3 @ Kansas City	.13	14 @ Boston	.33
22 Miami	.24	14 @ New York Jets	.27

1969 (4-9-1)

Head Coach: Paul Brown

BENGALS	OPP.	BENGALS	OPP.
27 Miami	.21	31 Oakland	.17
34 San Diego	.20	31 @ Houston	.31
24 Kansas City	.19	14 Boston	.25
14 @ San Diego	.21	7 @ New York Jets	.40
7 New York Jets	.21	13 @ Buffalo	.16
23 Denver	.30	17 @ Oakland	.37
22 @ Kansas City	.42	16 @ Denver	.27

1970 (8-6-0)

Head Coach: Paul Brown

BENGALS	OPP.	BENGALS	OPP.
31 Oakland	.21	14 Cleveland	.10
3 @ Detroit	.38	34 Pittsburgh	.7
13 Houston	.20	26 New Orleans	.6
27 @ Cleveland	.30	17 @ San Diego	.14
19 Kansas City	.27	30 @ Houston	.20
0 @ Washington	.20	45 Boston	.7
10 @ Pittsburgh	.21	0 @ Baltimore*	.17
43 @ Buffalo	.14	*AFC Playoff Game	

1971 (4-10-0)

Head Coach: Paul Brown

BENGALS	OPP.	BENGALS	OPP.
34 Philadelphia	.14	6 Atlanta	.9
10 @ Pittsburgh	.21	24 @ Denver	.10
17 @ Green Bay	.20	28 Houston	.13
13 Miami	.23	31 San Diego	.0
24 @ Cleveland	.27	27 Cleveland	.31
27 @ Oakland	.31	13 Pittsburgh	.21
6 @ Houston	.10	21 @ New York Jets	.35

1972 (8-6-0)

Head Coach: Paul Brown

BENGALS	OPP.	BENGALS	OPP.
31 @ New England	.7	17 @ Pittsburgh	.40
15 Pittsburgh	.10	14 Oakland	.20
6 @ Cleveland	.27	19 Baltimore	.20
21 Denver	.10	13 @ Chicago	.3
23 @ Kansas City	.16	13 New York Giants	.10
12 @ Los Angeles Rams	.15	24 Cleveland	.27
30 Houston	.7	61 @ Houston	.17

1973 (10-4-0)

Head Coach: Paul Brown

BENGALS	OPP.	BENGALS	OPP.
10 @ Denver	.28	16 @ Buffalo	.13
24 Houston	.10	20 New York Jets	.14
20 @ San Diego	.13	42 St. Louis	.24
10 @ Cleveland	.17	27 Minnesota	.0
19 Pittsburgh	.7	34 Cleveland	.17
14 Kansas City	.6	27 @ Houston	.24
13 @ Pittsburgh	.20	16 @ Miami*	.34
10 @ Dallas	.38	*AFC Playoff Game	

1974 (7-7-0)

Head Coach: Paul Brown

BENGALS	OPP.	BENGALS	OPP.
33	Cleveland7	24 @	Baltimore14
17	San Diego20	17	Pittsburgh10
21 @	San Francisco3	3 @	Houston20
28	Washington17	33	Kansas City6
34 @	Cleveland24	3 @	Miami24
27 @	Oakland30	19	Detroit23
21	Houston34	3 @	Pittsburgh27

1975 (11-3-0)

Head Coach: Paul Brown

BENGALS	OPP.	BENGALS	OPP.
24	Cleveland17	33	Buffalo24
21 @	New Orleans0	23 @	Cleveland35
21 @	Houston19	23	Houston19
27	New England10	31 @	Philadelphia0
14	Oakland10	14 @	Pittsburgh35
21 @	Atlanta14	47	San Diego17
24	Pittsburgh30	28 @	Oakland*31
17 @	Denver16		*AFC Playoff Game

1976 (10-4-0)

Head Coach: Bill Johnson

BENGALS	OPP.	BENGALS	OPP.
17	Denver7	21	Cleveland6
27 @	Baltimore28	20	Los Angeles Rams12
28	Green Bay7	31	Houston27
45 @	Cleveland24	27 @	Kansas City24
21	Tampa Bay0	3	Pittsburgh7
6 @	Pittsburgh23	20 @	Oakland35
27 @	Houston7	42 @	New York Jets3

1977 (8-6-0)

Head Coach: Bill Johnson

BENGALS	OPP.	BENGALS	OPP.
13	Cleveland3	3	Houston10
42	Seattle20	10 @	Cleveland7
3 @	San Diego24	10 @	Minnesota42
17 @	Green Bay*7	23	Miami17
14 @	Pittsburgh20	30	N.Y. Giants13
13	Denver24	27 @	Kansas City7
*at Milwaukee		17	Pittsburgh10
**Overtime		16 @	Houston21

1978 (4-12-0)

Head Coach: Bill Johnson (0-5), Homer Rice (4-7)

BENGALS	OPP.	BENGALS	OPP.
23	Kansas City24	28	Houston13
10 @	Cleveland13*	13 @	San Diego22
3	Pittsburgh28	21	Oakland34
18	New Orleans20	6 @	Pittsburgh7
12 @	San Francisco28	10 @	Houston17
0 @	Miami21	37	Atlanta7
3	New England10	20 @	Los Angeles Rams19
0 @	Buffalo5	4	Cleveland16
*Overtime			

1979 (4-12-0)

Head Coach: Homer Rice

BENGALS	OPP.	BENGALS	OPP.
0 @	Denver10	37	Philadelphia13
24 @	Buffalo51	28 @	Baltimore38
14	New England20	24	San Diego26
27	Houston30*	21 @	Houston42
13 @	Dallas38	34	St. Louis28
7	Kansas City10	17 @	Pittsburgh37
34	Pittsburgh10	14 @	Washington28
27 @	Cleveland28	16	Cleveland12
*Overtime			

1980 (6-10-0)

Head Coach: Forrest Gregg

BENGALS	OPP.	BENGALS	OPP.
12 Tampa Bay	.17	14 San Diego	.31
16 @ Miami	.17	17 @ Oakland	.28
30 Pittsburgh	.28	0 Buffalo	.14
10 Houston	.13	7 @ Cleveland	.31
9 @ Green Bay	.14	20 @ Kansas City	.6
17 @ Pittsburgh	.16	34 Baltimore	.33
14 Minnesota	.0	17 @ Chicago*	.14
3 @ Houston	.23	24 Cleveland	.27

*Overtime

1981 (12-4-0)

Head Coach: Forrest Gregg

BENGALS	OPP.	BENGALS	OPP.
27 Seattle	.21	34 Houston	.21
31 @ New York Jets	.30	40 @ San Diego	.17
17 Cleveland	.20	24 Los Angeles Rams	.10
27 Buffalo†	.24	38 Denver	.21
10 @ Houston	.17	41 @ Cleveland	.21
41 @ Baltimore	.19	3 San Francisco	.21
34 Pittsburgh	.7	17 @ Pittsburgh	.10
7 @ New Orleans	.17	30 @ Atlanta	.28
†Overtime		27 Buffalo*	.21
*AFC Playoff Game		27 San Diego**	.7
AFC Championship Game		21 San Francisco*	.26
***Super Bowl XVI			

1982 (7-2-0)

Head Coach: Forrest Gregg

BENGALS	OPP.	BENGALS	OPP.
27 Houston	.7	34 @ San Diego	.50
20 @ Pittsburgh□	.26	24 Seattle	.10
18 @ Philadelphia	.14	35 @ Houston	.27
31 Los Angeles Raiders	.14	17 New York Jets*	.44
20 @ Baltimore	.17	□Overtime	
23 Cleveland	.10	*Super Bowl Tournament Game	

1983 (7-9-0)

Head Coach: Forrest Gregg

BENGALS	OPP.	BENGALS	OPP.
10 Los Angeles Raiders	.20	34 Green Bay	.14
6 Buffalo	.10	55 @ Houston	.14
7 @ Cleveland	.17	15 @ Kansas City	.20
23 @ Tampa Bay	.17	38 Houston	.10
31 Baltimore	.34	14 @ Miami	.38
14 Pittsburgh	.24	23 @ Pittsburgh	.10
17 @ Denver	.24	17 Detroit	.9
28 Cleveland	.21	14 @ Minnesota	.20

1984 (8-8-0)

Head Coach: Sam Wyche

BENGALS	OPP.	BENGALS	OPP.
17 @ Denver	.20	31 @ Houston	.13
22 Kansas City	.27	17 @ San Francisco	.23
23 @ New York Jets	.43	22 Pittsburgh	.20
14 Los Angeles Rams	.24	6 Seattle	.26
17 @ Pittsburgh	.38	35 Atlanta	.14
13 Houston	.3	20 @ Cleveland*	.17
14 @ New England	.20	24 @ New Orleans	.21
12 Cleveland	.9	52 Buffalo	.21

*Overtime

1985 (7-9-0)

Head Coach: Sam Wyche

BENGALS	OPP.	BENGALS	OPP.
24 Seattle	.28	23 @ Buffalo	.17
27 @ St. Louis	.41	27 Cleveland	.10
41 San Diego	.44	6 @ Los Angeles Raiders	.13
37 @ Pittsburgh	.24	6 @ Cleveland	.24
20 New York Jets	.29	45 Houston	.27
35 New York Giants	.30	50 Dallas	.24
27 @ Houston Oilers	.44	24 @ Washington	.27
26 Pittsburgh	.21	23 @ New England	.34

1986 (10-6-0)

Head Coach: Sam Wyche

BENGALS	OPP.	BENGALS	OPP.
14 @ Kansas City	.24	9 @ Pittsburgh	.30
36 Buffalo*	.33	24 @ Detroit	.17
30 @ Cleveland	.13	28 @ Houston	.32
7 Chicago	.44	34 Seattle	.7
34 @ Green Bay**	.28	24 Minnesota	.20
24 Pittsburgh	.22	28 @ Denver	.34
31 Houston	.28	31 @ New England	.7
		3 Cleveland	.34
		52 New York Jets	.21

*Overtime

**at Milwaukee

1987 (4-11-0)

Head Coach: Sam Wyche

BENGALS	OPP.	BENGALS	OPP.
23 @ Indianapolis	.21	14 Miami	.20
26 San Francisco	.27	16 @ Atlanta	.10
9 San Diego	.10	16 Pittsburgh	.30
17 @ Seattle	.10	20 @ New York Jets	.27
0 Cleveland	.34	30 Kansas City*	.27
20 Pittsburgh	.23	24 @ Cleveland	.38
29 Houston	.31	24 New Orleans	.41
		17 @ Houston	.21

*Overtime

1988 (12-4-0)

Head Coach: Sam Wyche

BENGALS	OPP.	BENGALS	OPP.
21 Phoenix	.14	28 @ Kansas City	.31
28 @ Philadelphia	.24	38 @ Dallas	.24
17 @ Pittsburgh	.12	35 Buffalo	.21
24 Cleveland	.17	27 San Diego	.10
45 @ LA Raiders	.21	6 @ Houston	.41
36 New York Jets	.19	20 Washington†	.17
21 @ New England	.27	21 Seattle*	.13
44 Houston	.21	Buffalo**	
16 @ Cleveland	.23	16 @ San Francisco***	.20
42 Pittsburgh	.7		

†Overtime

*AFC Divisional Playoff Game

**AFC Championship Game

***Super Bowl XXIII at Miami,

Fla.

1989 (8-8-0)

Head Coach: Sam Wyche

BENGALS	OPP.	BENGALS	OPP.
14 @ Chicago	.17	7 @ LA Raiders	.28
41 Pittsburgh	.10	24 @ Houston	.26
21 Cleveland	.14	42 Detroit	.7
21 @ Kansas City	.17	7 @ Buffalo	.24
26 @ Pittsburgh	.21	21 @ Cleveland	.0
13 Miami	.20	17 Seattle	.24
12 Indianapolis	.23	61 Houston	.7
56 Tampa Bay	.23	21 @ Minnesota	.29

1990 (9-7-0)

Head Coach: Sam Wyche

BENGALS	OPP.	BENGALS	OPP.
25 New York Jets	.20	7 New Orleans	.21
21 @ San Diego	.16	27 Pittsburgh	.3
41 New England	.7	20 Indianapolis	.34
16 @ Seattle	.31	16 @ Pittsburgh	.12
34 @ Los Angeles Rams	.31	17 San Francisco†	.20
17 @ Houston	.48	7 @ Los Angeles Raiders	.24
34 @ Cleveland	.13	40 Houston	.20
17 @ Atlanta	.38	21 Cleveland	.14
		41 Houston*	.14
		10 @ LA Raiders**	.20

†Overtime

*AFC Playoff Game

**AFC Divisional Playoff Game

PLAYOFF RESULTS WON 5, LOST 7

BENGALS	OPP.	BENGALS	OPP.
1970		1981	
AFC Divisional Playoff		AFC Divisional Playoff	
0	at Baltimore17	28	Buffalo21
1975		1981	
AFC Divisional Playoff		Super Bowl XVI	
28	at Oakland31	21	San Francisco26
1981		at Pontiac, Mich.	
AFC Championship Game		1988	
27	San Diego7	21	AFC Divisional Playoff
1982		Seattle13	
AFC Playoff Game		1988	
17	New York Jets44	Super Bowl XXIII	
1988		San Francisco20	
AFC Championship Game		at Miami	
21	Buffalo10	1990	
1973		AFC Playoff	
AFC Divisional Playoff		41	Houston14
16	at Miami34	10	AFC Divisional Playoff
			LA Raiders20

BENGALS ALLTIME SERIES RECORDS

- Cincinnati vs. Buffalo — Cincinnati leads series, 7-3.
- Cincinnati vs. Chicago — Series tied, 2-2.
- Cincinnati vs. Atlanta — Cincinnati leads series, 5-2.
- Cincinnati vs. Cleveland — Cincinnati leads series, 22-19.
- Cincinnati vs. Dallas — Series tied, 2-2.
- Cincinnati vs. Denver — Denver leads series, 9-6.
- Cincinnati vs. Detroit — Cincinnati leads series, 3-2.
- Cincinnati vs. Green Bay — Cincinnati leads series, 4-2.
- Cincinnati vs. Houston — Cincinnati leads series, 24-19-1.
- Cincinnati vs. Indianapolis — Indianapolis leads series, 7-5.
- Cincinnati vs. Kansas City — Kansas City leads series, 10-9.
- Cincinnati vs. LA Raiders — Raiders leads series, 13-5.
- Cincinnati vs. LA Rams — Cincinnati leads series, 4-2.
- Cincinnati vs. Miami — Miami leads series, 9-3.
- Cincinnati vs. Minnesota — Series tied, 3-3.
- Cincinnati vs. New England — New England leads series, 7-5.
- Cincinnati vs. New Orleans — New Orleans leads series, 4-3.
- Cincinnati vs. New York Giants — Cincinnati leads series 3-0.
- Cincinnati vs. New York Jets — Jets lead series, 7-6.
- Cincinnati vs. Philadelphia — Cincinnati leads series, 5-0.
- Cincinnati vs. Phoenix — Cincinnati leads series, 3-1.
- Cincinnati vs. Pittsburgh — Cincinnati leads series, 21-20.
- Cincinnati vs. San Diego — San Diego leads series, 11-8.
- Cincinnati vs. San Francisco — San Francisco leads series, 5-1.
- Cincinnati vs. Seattle — Cincinnati leads series, 5-4.
- Cincinnati vs. Tampa Bay — Cincinnati leads series, 3-1.
- Cincinnati vs. Washington — Washington leads series, 3-2.

INTERCONFERENCE ACTION

There will be 52 interconference games played in the 1991 National Football League regular season with 24 of the 28 teams playing four interconference opponents and four teams playing two games. The interconference games came out 26-26 in 1990. The Bengals will meet the Washington Redskins, Dallas Cowboys, Philadelphia Eagles and New York Giants in interconference play this season.

NFL 1991 PRESEASON SCHEDULE

(All times local except London, Tokyo, and Berlin which are ET)

Fri. July 26	Chicago at Miami	8:00 p.m.
Sat. July 27	Hall of Fame Game at Canton, Ohio	
	Denver vs. Detroit	12:30 p.m.
	San Francisco at Los Angeles Raiders	1:00 p.m.
Sun. July 28	American Bowl '91 at London	
	Buffalo vs. Philadelphia	1:00 p.m.

FIRST WEEKEND

Fri. Aug. 2	Indianapolis at Denver	7:00 p.m.
	Cincinnati at Detroit	7:30 p.m.
Sat. Aug. 3	American Bowl '91 at Berlin	
	Chicago vs. San Francisco	1:00 p.m.
	American Bowl '91 at Tokyo	
	Los Angeles Raiders vs. Miami	10:00 p.m.
	Dallas at Kansas City	8:00 p.m.
	Phoenix at Seattle	7:30 p.m.
	New England at Green Bay	6:00 p.m.
	Houston at San Diego	7:00 p.m.
	Minnesota at New Orleans	7:00 p.m.
	Los Angeles Rams vs. Atlanta	
	at Jacksonville, Fla.	8:00 p.m.
	Philadelphia at New York Jets	8:00 p.m.
Sun. Aug. 4	Washington at Pittsburgh	8:00 p.m.
Mon. Aug. 5	Tampa Bay at Cleveland	8:30 p.m.
	Buffalo at New York Giants	8:30 p.m.

SECOND WEEK

Wed. Aug. 7	Denver at San Francisco	6:00 p.m.
Fri. Aug. 9	Atlanta at Houston	7:00 p.m.
Sat. Aug. 10	Kansas City vs. New York	
	Jets at St. Louis	7:00 p.m.
	Green Bay at New Orleans	7:00 p.m.
	New York Giants at Cleveland	9:00 p.m.
	Philadelphia at Cincinnati	7:30 p.m.
	Miami at Tampa Bay	7:00 p.m.
	Washington at New England	7:30 p.m.
	Detroit at Buffalo	6:30 p.m.
	Seattle at Indianapolis	7:30 p.m.
	Pittsburgh at Minnesota	8:00 p.m.
Sun. Aug. 11	Phoenix at Chicago	7:00 p.m.
Mon. Aug. 12	Los Angeles Raiders at Dallas	7:00 p.m.
	San Diego at Los Angeles Rams	7:00 p.m.

THIRD WEEKEND

Fri. Aug. 16	Cleveland at Washington	8:00 p.m.
Sat. Aug. 17	Buffalo vs. Green Bay	
	at Madison, Wis.	12:00 p.m.
	Tampa Bay at Atlanta	7:00 p.m.
	New York Jets at New York Giants	8:00 p.m.
	Minnesota at Cincinnati	7:30 p.m.
	Pittsburgh at Philadelphia	7:30 p.m.
	New Orleans at Indianapolis	7:30 p.m.
	New England at Phoenix	7:30 p.m.
	Detroit at Kansas City	7:00 p.m.
	Chicago at Los Angeles Raiders	1:00 p.m.
	Seattle at Los Angeles Rams	7:00 p.m.
Sun. Aug. 18	Dallas at Houston	7:00 p.m.
Mon. Aug. 19	Miami at Denver	6:00 p.m.
	San Diego at San Francisco	6:00 p.m.

FOURTH WEEK

Thurs. Aug. 22	Los Angeles Rams vs. Houston	
	at Memphis	7:00 p.m.
Fri. Aug. 23	Pittsburgh at Detroit	7:30 p.m.
	San Francisco at Seattle	5:00 p.m.
	Atlanta at Dallas	8:00 p.m.
	Kansas City at Tampa Bay	8:00 p.m.
	New Orleans at Miami	8:00 p.m.
	Denver at Phoenix	7:30 p.m.
	Cleveland at Minnesota	7:00 p.m.
	Indianapolis at Philadelphia	7:30 p.m.
	Los Angeles Raiders at San Diego	7:00 p.m.
Sat. Aug. 24	Cincinnati vs. Green Bay	
	at Milwaukee	6:00 p.m.
	New York Giants at New England	4:00 p.m.
	New York Jets vs. Washington	
	at Columbia, S.C.	7:00 p.m.
	Buffalo at Chicago	8:00 p.m.

1991 NATIONAL FOOTBALL LEAGUE SCHEDULE

(All Times Local)

	KICKOFF
SUNDAY, SEPTEMBER 1 (First Weekend)	
1. Atlanta at Kansas City	12:00
2. Cincinnati at Denver	2:00
3. Dallas at Cleveland	1:00
4. Los Angeles Raiders at Houston	3:00
5. Miami at Buffalo	4:00
6. Minnesota at Chicago	3:00
7. New England at Indianapolis	3:00
8. Philadelphia at Green Bay	12:00
9. Phoenix at Los Angeles Rams	1:00
10. San Diego at Pittsburgh	4:00
11. Seattle at New Orleans	12:00
12. Tampa Bay at New York Jets	1:00
SUNDAY NIGHT, SEPTEMBER 1	
13. Detroit at Washington	8:00
MONDAY, SEPTEMBER 2	
14. San Francisco at New York Giants	9:00
SUNDAY, SEPTEMBER 8 (Second Weekend)	
15. Chicago at Tampa Bay	1:00
16. Cleveland at New England	1:00
17. Denver at Los Angeles Raiders	1:00
18. Green Bay at Detroit	1:00
19. Indianapolis at Miami	1:00
20. Los Angeles Rams at New York Giants	1:00
21. Minnesota at Atlanta	1:00
22. New Orleans at Kansas City	12:00
23. New York Jets at Seattle	1:00
24. Phoenix at Philadelphia	1:00
25. Pittsburgh at Buffalo	1:00
26. San Diego at San Francisco	1:00
SUNDAY NIGHT, SEPTEMBER 8	
27. Houston at Cincinnati	8:00
MONDAY, SEPTEMBER 9	
28. Washington at Dallas	8:00
SUNDAY, SEPTEMBER 15 (Third Weekend)	
29. Atlanta at San Diego	1:00
30. Buffalo at New York Jets	4:00
31. Cincinnati at Cleveland	1:00
32. Indianapolis at Los Angeles Raiders	1:00
33. Miami at Detroit	1:00
34. New England at Pittsburgh	1:00
35. New York Giants at Chicago	12:00
36. Philadelphia at Dallas	12:00
37. Phoenix at Washington	1:00
38. San Francisco at Minnesota	12:00
39. Seattle at Denver	2:00
40. Tampa Bay at Green Bay	12:00
SUNDAY NIGHT, SEPTEMBER 15	
41. Los Angeles at New Orleans	7:00
MONDAY, SEPTEMBER 16	
42. Kansas City at Houston	8:00
SUNDAY, SEPTEMBER 22 (Fourth Weekend)	
43. Buffalo at Tampa Bay	4:00
44. Cleveland at New York Giants	1:00
45. Detroit at Indianapolis	12:00
46. Green Bay at Miami	1:00
47. Houston at New England	1:00
48. Los Angeles Raiders at Atlanta	1:00
49. Los Angeles Rams at San Francisco	1:00
50. Minnesota at New Orleans	12:00
51. Pittsburgh at Philadelphia	1:00
52. San Diego at Denver	2:00
53. Seattle at Kansas City	3:00
54. Washington at Cincinnati	1:00

SUNDAY NIGHT, SEPTEMBER 22

55. Dallas at Phoenix 5:00

MONDAY, SEPTEMBER 23

56. New York Jets at Chicago 8:00

SUNDAY, SEPTEMBER 29 (Fifth Weekend)

Open Date: Four AFC Central Teams

57. Chicago at Buffalo 1:00

58. Green Bay at Los Angeles Rams 1:00

59. Indianapolis at Seattle 1:00

60. Kansas City at San Diego 1:00

61. Miami at New York Jets 4:00

62. New England at Phoenix 1:00

63. New Orleans at Atlanta 1:00

64. New York Giants at Dallas 12:00

65. San Francisco at Los Angeles Raiders 1:00

66. Tampa Bay at Detroit 1:00

SUNDAY NIGHT, SEPTEMBER 29

67. Denver at Minnesota 7:00

MONDAY, SEPTEMBER 30

68. Philadelphia at Washington 9:00

SUNDAY, OCTOBER 6 (Sixth Weekend)

Open Date: 4 NFC West Teams

69. Dallas vs. Green Bay at Milwaukee 12:00

70. Denver at Houston 12:00

71. Miami at New England 1:00

72. Minnesota at Detroit 1:00

73. New York Jets at Cleveland 1:00

74. Philadelphia at Tampa Bay 1:00

75. Phoenix at New York Giants 4:00

76. San Diego at Los Angeles Raiders 1:00

77. Seattle at Cincinnati 1:00

78. Washington at Chicago 12:00

SUNDAY NIGHT, OCTOBER 6

79. Pittsburgh at Indianapolis 7:00

MONDAY NIGHT, OCTOBER 7

80. Buffalo at Kansas City 8:00

SUNDAY, OCTOBER 13 (Seventh Weekend)Open Date: 4 NFC Central and
2 AFC Fifth Place Teams

81. Cincinnati at Dallas 12:00

82. Cleveland at Washington 1:00

83. Houston at New York Jets 4:00

84. Indianapolis at Buffalo 1:00

85. Miami at Kansas City 3:00

86. New Orleans at Philadelphia 1:00

87. Phoenix at Minnesota 12:00

88. San Diego at Los Angeles Rams 1:00

89. San Francisco at Atlanta 1:00

SUNDAY NIGHT, OCTOBER 13

90. Los Angeles Raiders at Seattle 4:30

MONDAY, OCTOBER 14

91. New York Giants at Pittsburgh 9:00

THURSDAY, OCTOBER 17 (Eighth Weekend)

92. Chicago at Green Bay 6:30

SUNDAY, OCTOBER 20

Open Date: 4 NFC East Teams

93. Atlanta at Phoenix 1:00

94. Cleveland at San Diego 1:00

95. Detroit at San Francisco 1:00

96. Houston at Miami 1:00

97. Kansas City at Denver 2:00

98. Los Angeles Rams at Los Angeles Raiders	1:00
99. Minnesota at New England	1:00
100. New York Jets at Indianapolis	12:00
101. Seattle at Pittsburgh	1:00
102. Tampa Bay at New Orleans	12:00

MONDAY, OCTOBER 21

103. Cincinnati at Buffalo	9:00
----------------------------	------

SUNDAY, OCTOBER 27 (Ninth Weekend)

104. Chicago at New Orleans	12:00
105. Cincinnati at Houston	12:00
106. Dallas at Detroit	4:00
107. Denver at New England	1:00
108. Green Bay at Tampa Bay	1:00
109. Los Angeles Rams at Atlanta	1:00
110. Minnesota at Phoenix	2:00
111. Pittsburgh at Cleveland	1:00
112. San Diego at Seattle	1:00
113. San Francisco at Philadelphia	1:00

SUNDAY NIGHT, OCTOBER 27

114. Washington at New York Giants	8:00
------------------------------------	------

MONDAY, OCTOBER 28

115. Los Angeles Raiders at Kansas City	8:00
-----------------------------------------	------

SUNDAY, NOVEMBER 3 (Tenth Weekend)

Open Date; 4 AFC West Teams

116. Atlanta at San Francisco	1:00
117. Cleveland at Cincinnati	1:00
118. Detroit at Chicago	12:00
119. Green Bay at New York Jets	1:00
120. Houston at Washington	1:00
121. Miami at Indianapolis	4:00
122. New England at Buffalo	1:00
123. New Orleans at Los Angeles Rams	1:00
124. Phoenix at Dallas	12:00
125. Tampa Bay at Minnesota	12:00

SUNDAY NIGHT, NOVEMBER 3

126. Pittsburgh at Denver	6:00
---------------------------	------

MONDAY, NOVEMBER 4

127. New York Giants at Philadelphia	9:00
--------------------------------------	------

SUNDAY, NOVEMBER 10 (Eleventh Weekend)

128. Atlanta at Washington	1:00
129. Buffalo vs. Green Bay at Milwaukee	12:00
130. Dallas at Houston	12:00
131. Detroit at Tampa Bay	1:00
132. Indianapolis at New York Jets	1:00
133. Kansas City at Los Angeles Rams	1:00
134. Los Angeles Raiders at Denver	2:00
135. New York Giants at Phoenix	2:00
136. Philadelphia at Cleveland	1:00
137. Pittsburgh at Cincinnati	1:00
138. San Francisco at New Orleans	12:00
139. Seattle at San Diego	1:00

SUNDAY NIGHT, NOVEMBER 10

140. New England at Miami	8:00
---------------------------	------

MONDAY, NOVEMBER 11

141. Chicago at Minnesota	8:00
---------------------------	------

SUNDAY, NOVEMBER 17 (Twelfth Weekend)

142. Chicago at Indianapolis	1:00
143. Cincinnati at Philadelphia	1:00
144. Dallas at New York Giants	4:00
145. Denver at Kansas City	12:00
146. Los Angeles Rams at Detroit	4:00
147. Minnesota at Green Bay	12:00
148. New Orleans at San Diego	1:00
149. New York Jets at New England	1:00

150. Phoenix at San Francisco	1:00
151. Seattle at Los Angeles Raiders	1:00
152. Tampa Bay at Atlanta	1:00
153. Washington at Pittsburgh	1:00

SUNDAY NIGHT, NOVEMBER 17

154. Cleveland at Houston	7:00
---------------------------	------

MONDAY, NOVEMBER 18

155. Buffalo at Miami	9:00
-----------------------	------

SUNDAY, NOVEMBER 24 (Thirteenth Weekend)

156. Buffalo at New England	1:00
157. Dallas at Washington	1:00
158. Denver at Seattle	1:00
159. Detroit at Minnesota	12:00
160. Houston at Pittsburgh	1:00
161. Indianapolis vs. Green Bay at Milwaukee	12:00
162. Kansas City at Cleveland	1:00
163. Los Angeles Raiders at Cincinnati	1:00
164. Miami at Chicago	12:00
165. New York Giants at Tampa Bay	1:00
166. Philadelphia at Phoenix	2:00
167. San Diego at New York Jets	4:00

SUNDAY NIGHT, NOVEMBER 24

168. Atlanta at New Orleans	7:00
-----------------------------	------

MONDAY, NOVEMBER 25

169. San Francisco at Los Angeles Rams	6:00
----------------------------------------	------

THURSDAY, NOVEMBER 28 (Fourteenth Weekend)

Thanksgiving Day

170. Chicago at Detroit	12:30
171. Pittsburgh at Dallas	3:00

SUNDAY, DECEMBER 1

Open Date: 2 NFC Fifth-Place Teams

172. Cleveland at Indianapolis	1:00
173. Green Bay at Atlanta	1:00
174. Kansas City at Seattle	1:00
175. New England at Denver	2:00
176. New Orleans at San Francisco	1:00
177. New York Giants at Cincinnati	4:00
178. New York Jets at Buffalo	1:00
179. Tampa Bay at Miami	1:00
180. Washington at Los Angeles Rams	1:00

SUNDAY NIGHT, DECEMBER 1

181. Los Angeles Raiders at San Diego	5:00
---------------------------------------	------

MONDAY, DECEMBER 2

182. Philadelphia at Houston	8:00
------------------------------	------

SUNDAY, DECEMBER 8 (Fifteenth Weekend)

183. Atlanta at Los Angeles Rams	1:00
184. Buffalo at Los Angeles Raiders	1:00
185. Denver at Cleveland	1:00
186. Green Bay at Chicago	12:00
187. Indianapolis at New England	1:00
188. New Orleans at Dallas	12:00
189. New York Jets at Detroit	4:00
190. Philadelphia at New York Giants	1:00
191. Pittsburgh at Houston	12:00
192. San Diego at Kansas City	12:00
193. San Francisco at Seattle	1:00
194. Washington at Phoenix	2:00

SUNDAY NIGHT, DECEMBER 8

195. Minnesota at Tampa Bay	8:00
-----------------------------	------

MONDAY, DECEMBER 9

196. Cincinnati at Miami	9:00
--------------------------	------

SATURDAY, DECEMBER 14 (Sixteenth Weekend)

197. Kansas City at San Francisco	1:00
198. Tampa Bay at Chicago	11:30

SUNDAY, DECEMBER 15

199. Cincinnati at Pittsburgh	1:00
200. Dallas at Philadelphia	1:00
201. Detroit at Green Bay	12:00
202. Houston at Cleveland	1:00
203. Los Angeles Rams at Minnesota	12:00
204. Miami at San Diego	1:00
205. New England at New York Jets	1:00
206. New York Giants at Washington	4:00
207. Phoenix at Denver	2:00
208. Seattle at Atlanta	1:00

SUNDAY NIGHT, DECEMBER 15

209. Buffalo at Indianapolis	8:00
------------------------------	------

MONDAY, DECEMBER 16

210. Los Angeles Raiders at New Orleans	8:00
-----------------------------------------	------

SATURDAY, DECEMBER 21 (Seventeenth Weekend)

211. Green Bay at Minnesota	3:00
212. Houston at New York Giants	12:30

SUNDAY, DECEMBER 22

213. Atlanta at Dallas	12:00
214. Cleveland at Pittsburgh	1:00
215. Denver at San Diego	1:00
216. Detroit at Buffalo	1:00
217. Indianapolis at Tampa Bay	1:00
218. Kansas City at Los Angeles Raiders	1:00
219. New England at Cincinnati	1:00
220. New Orleans at Phoenix	2:00
221. New York Jets at Miami	1:00
222. Washington at Philadelphia	4:00

SUNDAY NIGHT, DECEMBER 22

223. Los Angeles Rams at Seattle	5:00
----------------------------------	------

MONDAY, DECEMBER 23

224. Chicago at San Francisco	6:00
-------------------------------	------

DR. CASANOVA LOOKS BACK

Tommy Casanova is a long way from being a free safety for the Cincinnati Bengals which he was from 1972 to 1977. He's now an ophthalmologist, which is the practice of medicine and surgical diseases of the eye.

But Casanova remembers his days with the Bengals and it all led to what he is doing now.

He was drafted in the second round in 1972 after a brilliant, All-America college career at LSU. He told Paul Brown, then coach and general manager, he would play, but someday would leave for medicine, his chosen field.

Casanova remembers that each year at training camp, Brown made a speech and told the players they were at a crossroad in their life. He told them they had football now, but urged them to prepare for life after football.

"Coach Brown is one of the finest people I've ever met," Casanova said. "He did a lot for me."

When asked about the highlight of his football career, Casanova said: "I don't look at games or plays or awards. My highlights were just the experiences I had in Cincinnati. Those were the fun years, the most enjoyment I've ever had, and without football, it wouldn't have happened."

Brown says Casanova was special.

"We've never had anyone like him," Brown said. "On defense, he played like an instinctive centerfielder. As a punt return man he was excellent. It's amazing the things he could do back there. He was a very, very good football player and was always a gentleman."

1991 NATIONAL FOOTBALL LEAGUE TEAM SCHEDULES

(All times local.)

All games Sunday unless otherwise noted.)

AMERICAN FOOTBALL CONFERENCE

BUFFALO BILLS

Sept. 1	MIAMI	4:00
Sept. 8	PITTSBURGH	1:00
Sept. 15	at New York Jets	4:00
Sept. 22	at Tampa Bay	4:00
Sept. 29	CHICAGO	1:00
Oct. 7	at Kansas City (Mon.)	8:00
Oct. 13	INDIANAPOLIS	1:00
Oct. 21	CINCINNATI (Mon.)	9:00
Oct. 27	OPEN DATE	
Nov. 3	NEW ENGLAND	1:00
Nov. 10	vs. Green Bay at Milwaukee	12:00
Nov. 18	at Miami (Mon.)	9:00
Nov. 24	at New England	1:00
Dec. 1	NEW YORK JETS	1:00
Dec. 8	at Los Angeles Raiders	1:00
Dec. 15	at Indianapolis (Sun. Night)	8:00
Dec. 22	DETROIT	1:00

CINCINNATI BENGALS

Sept. 1	at Denver	2:00
Sept. 8	HOUSTON (Sun. Night)	8:00
Sept. 15	at Cleveland	1:00
Sept. 22	WASHINGTON	1:00
Sept. 29	OPEN DATE	
Oct. 6	SEATTLE	1:00
Oct. 13	at Dallas	12:00
Oct. 21	at Buffalo (Mon.)	9:00
Oct. 27	at Houston	12:00
Nov. 3	CLEVELAND	1:00
Nov. 10	PITTSBURGH	1:00
Nov. 17	at Philadelphia	1:00
Nov. 24	LOS ANGELES RAMS	1:00
Dec. 1	NEW YORK GIANTS	4:00
Dec. 9	at Miami (Mon.)	9:00
Dec. 15	at Pittsburgh	1:00
Dec. 22	NEW ENGLAND	1:00

CLEVELAND BROWNS

Sept. 1	DALLAS	1:00
Sept. 8	at New England	1:00
Sept. 15	CINCINNATI	1:00
Sept. 22	at New York Giants	1:00
Sept. 29	OPEN DATE	
Oct. 6	NEW YORK JETS	1:00
Oct. 13	at Washington	1:00
Oct. 20	at San Diego	1:00
Oct. 27	PITTSBURGH	1:00
Nov. 3	at Cincinnati	1:00
Nov. 10	PHILADELPHIA	1:00
Nov. 17	at Houston (Sun. Night)	7:00
Nov. 24	KANSAS CITY	1:00
Dec. 1	at Indianapolis	1:00
Dec. 8	DENVER	1:00
Dec. 15	HOUSTON	1:00
Dec. 22	at Pittsburgh	1:00

DENVER BRONCOS

Sept. 1	CINCINNATI	2:00
Sept. 8	at Los Angeles Raiders	1:00
Sept. 15	SEATTLE	2:00
Sept. 22	SAN DIEGO	2:00
Sept. 29	at Minnesota (Sun. Night)	7:00
Oct. 6	at Houston	12:00
Oct. 13	OPEN DATE	
Oct. 20	KANSAS CITY	2:00
Oct. 27	at New England	1:00

Nov. 3	PITTSBURGH (Sun. Night)	6:00
Nov. 10	LOS ANGELES RAIDERS	2:00
Nov. 17	at Kansas City	12:00
Nov. 24	at Seattle	1:00
Dec. 1	NEW ENGLAND	2:00
Dec. 8	at Cleveland	1:00
Dec. 15	PHOENIX	2:00
Dec. 22	at San Diego	1:00

HOUSTON OILERS

Sept. 1	LOS ANGELES RAIDERS	3:00
Sept. 8	at Cincinnati (Sun. Night)	8:00
Sept. 16	KANSAS CITY (Mon.)	8:00
Sept. 22	at New England	1:00
Sept. 29	OPEN DATE	
Oct. 6	DENVER	12:00
Oct. 13	at New York Jets	4:00
Oct. 20	at Miami	1:00
Oct. 27	CINCINNATI	12:00
Nov. 3	at Washington	1:00
Nov. 10	DALLAS	12:00
Nov. 17	CLEVELAND (Sun. Night)	7:00
Nov. 24	at Pittsburgh	1:00
Dec. 2	PHILADELPHIA (Mon.)	8:00
Dec. 8	PITTSBURGH	12:00
Dec. 15	at Cleveland	1:00
Dec. 21	at New York Giants (Sat.)	12:30

INDIANAPOLIS COLTS

Sept. 1	NEW ENGLAND	3:00
Sept. 8	at Miami	1:00
Sept. 15	at Los Angeles Raiders	1:00
Sept. 22	DETROIT	12:00
Sept. 29	at Seattle	1:00
Oct. 6	PITTSBURGH (Sun. Night)	7:00
Oct. 13	at Buffalo	1:00
Oct. 20	NEW YORK JETS	12:00
Oct. 27	OPEN DATE	
Nov. 3	MIAMI	4:00
Nov. 10	at New York Jets	1:00
Nov. 17	CHICAGO	1:00
Nov. 24	vs. Green Bay at Milwaukee	12:00
Dec. 1	CLEVELAND	1:00
Dec. 8	at New England	1:00
Dec. 15	BUFFALO (Sun. Night)	8:00
Dec. 22	at Tampa Bay	1:00

KANSAS CITY CHIEFS

Sept. 1	ATLANTA	12:00
Sept. 8	NEW ORLEANS	12:00
Sept. 16	at Houston (Mon.)	8:00
Sept. 22	SEATTLE	3:00
Sept. 29	at San Diego	1:00
Oct. 7	BUFFALO (Mon.)	8:00
Oct. 13	MIAMI	3:00
Oct. 20	at Denver	2:00
Oct. 28	LOS ANGELES RAIDERS (Mon.)	8:00
Nov. 3	OPEN DATE	
Nov. 10	at Los Angeles Rams	1:00
Nov. 17	DENVER	12:00
Nov. 24	at Cleveland	1:00
Dec. 1	at Seattle	1:00
Dec. 8	SAN DIEGO	12:00
Dec. 14	at San Francisco (Sat.)	1:00
Dec. 22	at Los Angeles Raiders	1:00

LOS ANGELES RAIDERS

Sept. 1	at Houston	3:00
Sept. 8	DENVER	1:00
Sept. 15	INDIANAPOLIS	1:00
Sept. 22	at Atlanta	1:00
Sept. 29	SAN FRANCISCO	1:00
Oct. 6	SAN DIEGO	1:00
Oct. 13	at Seattle (Sun. Night)	4:30

Oct. 20	LOS ANGELES RAMS	1:00
Oct. 28	at Kansas City (Mon.)	8:00
Nov. 3	OPEN DATE	
Nov. 10	at Denver	2:00
Nov. 17	SEATTLE	1:00
Nov. 24	at Cincinnati	1:00
Dec. 1	at San Diego (Sun. Night)	5:00
Dec. 8	BUFFALO	1:00
Dec. 16	at New Orleans (Mon.)	8:00
Dec. 22	KANSAS CITY	1:00

MIAMI DOLPHINS

Sept. 1	at Buffalo	4:00
Sept. 8	INDIANAPOLIS	1:00
Sept. 15	at Detroit	1:00
Sept. 22	GREEN BAY	1:00
Sept. 29	at New York Jets	4:00
Oct. 6	at New England	1:00
Oct. 13	at Kansas City	3:00
Oct. 20	HOUSTON	1:00
Oct. 27	OPEN DATE	
Nov. 3	at Indianapolis	4:00
Nov. 10	NEW ENGLAND (Sun. Night)	8:00
Nov. 18	BUFFALO (Mon.)	9:00
Nov. 24	at Chicago	12:00
Dec. 1	TAMPA BAY	1:00
Dec. 9	CINCINNATI (Mon.)	9:00
Dec. 15	at San Diego	1:00
Dec. 22	NEW YORK JETS	1:00

NEW ENGLAND PATRIOTS

Sept. 1	at Indianapolis	3:00
Sept. 8	CLEVELAND	1:00
Sept. 15	at Pittsburgh	1:00
Sept. 22	HOUSTON	1:00
Sept. 29	at Phoenix	1:00
Oct. 6	MIAMI	1:00
Oct. 13	OPEN DATE	
Oct. 20	MINNESOTA	1:00
Oct. 27	DENVER	1:00
Nov. 3	at Buffalo	1:00
Nov. 10	at Miami (Sun. Night)	8:00
Nov. 17	NEW YORK JETS	1:00
Nov. 24	BUFFALO	1:00
Dec. 1	at Denver	2:00
Dec. 8	INDIANAPOLIS	1:00
Dec. 15	at New York Jets	1:00
Dec. 22	at Cincinnati	1:00

NEW YORK JETS

Sept. 1	TAMPA BAY	1:00
Sept. 8	at Seattle	1:00
Sept. 15	BUFFALO	4:00
Sept. 23	at Chicago (Mon.)	8:00
Sept. 29	MIAMI	4:00
Oct. 6	at Cleveland	1:00
Oct. 13	HOUSTON	4:00
Oct. 20	at Indianapolis	12:00
Oct. 27	OPEN DATE	
Nov. 3	GREEN BAY	1:00
Nov. 10	INDIANAPOLIS	1:00
Nov. 17	at New England	1:00
Nov. 24	SAN DIEGO	4:00
Dec. 1	at Buffalo	1:00
Dec. 8	at Detroit	4:00
Dec. 15	NEW ENGLAND	1:00
Dec. 22	at Miami	1:00

PITTSBURGH STEELERS

Sept. 1	SAN DIEGO	4:00
Sept. 8	at Buffalo	1:00
Sept. 15	NEW ENGLAND	1:00
Sept. 22	at Philadelphia	1:00

Sept. 29	OPEN DATE	
Oct. 6	at Indianapolis (Sun. Night)	7:00
Oct. 14	NEW YORK GIANTS (Mon.)	9:00
Oct. 20	SEATTLE	1:00
Oct. 27	at Cleveland	1:00
Nov. 3	at Denver (Sun. Night)	6:00
Nov. 10	at Cincinnati	1:00
Nov. 17	WASHINGTON	1:00
Nov. 24	HOUSTON	1:00
Nov. 28	at Dallas (Thanks.)	3:00
Dec. 8	at Houston	12:00
Dec. 15	CINCINNATI	1:00
Dec. 22	CLEVELAND	1:00

SAN DIEGO CHARGERS

Sept. 1	at Pittsburgh	4:00
Sept. 8	at San Francisco	1:00
Sept. 15	ATLANTA	1:00
Sept. 22	at Denver	2:00
Sept. 29	KANSAS CITY	1:00
Oct. 6	at Los Angeles Raiders	1:00
Oct. 13	at Los Angeles Rams	1:00
Oct. 20	CLEVELAND	1:00
Nov. 27	at Seattle	1:00
Nov. 3	OPEN DATE	
Nov. 10	SEATTLE	1:00
Nov. 17	NEW ORLEANS	1:00
Nov. 24	at New York Jets	4:00
Dec. 1	LOS ANGELES RAIDERS (Sun. Night)	5:00
Dec. 8	at Kansas City	12:00
Dec. 15	MIAMI	1:00
Dec. 22	DENVER	1:00

SEATTLE SEAHAWKS

Sept. 1	at New Orleans	12:00
Sept. 8	NEW YORK JETS	1:00
Sept. 15	at Denver	2:00
Sept. 22	at Kansas City	3:00
Sept. 29	INDIANAPOLIS	1:00
Oct. 6	at Cincinnati	1:00
Oct. 13	LOS ANGELES RAIDERS (Sun. Night)	4:30
Oct. 20	at Pittsburgh	1:00
Oct. 27	SAN DIEGO	1:00
Nov. 3	OPEN DATE	
Nov. 10	at San Diego	1:00
Nov. 17	at Los Angeles Raiders	1:00
Nov. 24	DENVER	1:00
Dec. 1	KANSAS CITY	1:00
Dec. 8	SAN FRANCISCO	1:00
Dec. 15	at Atlanta	1:00
Dec. 22	LOS ANGELES RAMS (Sun. Night)	5:00

WYCHE TAKES "STEPS" TO STUDENTS

Cincinnati Bengals' head coach Sam Wyche has put the nearly \$40,000 he received from fans who wanted to help him pay an NFL fine he was given for barring a female reporter from the locker room last season into a program titled STEPS — Students Taking Educational Performance Seriously.

The program, which began in March at Hughes High School, Schroder Paideia Middle and Roberts Paideia Elementary schools, establishes a point system for students based on attendance and achievement. Points can be used for class rings, bikes, movie passes, fast food gift certificates, etc.

"Lots of kids, because of the way they grow up, never realize the feeling of accomplishment that comes from getting a job, earning money and then purchasing something," Wyche said. "This gives them the chance to earn something on their own, legitimately.

"We're not paying kids to study, but we are giving them an incentive," Wyche added. "It's kind of like having a job, except their job is to do well in school."

Wyche, who paid the fine himself, received donations from fans in 43 states and 11 countries.

1991 NATIONAL FOOTBALL LEAGUE TEAM SCHEDULES

(All times local.)

All games Sunday unless otherwise noted.)

NATIONAL FOOTBALL CONFERENCE

ATLANTA FALCONS

Sept. 1	at Kansas City	12:00
Sept. 8	MINNESOTA	1:00
Sept. 15	at San Diego	1:00
Sept. 22	LOS ANGELES RAIDERS	1:00
Sept. 29	NEW ORLEANS	1:00
Oct. 6	OPEN DATE	
Oct. 13	SAN FRANCISCO	1:00
Oct. 20	at Phoenix	1:00
Oct. 27	LOS ANGELES RAMS	1:00
Nov. 3	at San Francisco	1:00
Nov. 10	at Washington	1:00
Nov. 17	TAMPA BAY	1:00
Nov. 24	at New Orleans (Sun. Night)	7:00
Dec. 1	GREEN BAY	1:00
Dec. 8	at Los Angeles Rams	1:00
Dec. 15	SEATTLE	1:00
Dec. 22	at Dallas	12:00

CHICAGO BEARS

Sept. 1	MINNESOTA	3:00
Sept. 8	at Tampa Bay	1:00
Sept. 15	NEW YORK GIANTS	12:00
Sept. 23	NEW YORK JETS (Mon.)	8:00
Sept. 29	at Buffalo	1:00
Oct. 6	WASHINGTON	12:00
Oct. 13	OPEN DATE	
Oct. 17	at Green Bay (Thurs. Night)	6:30
Oct. 27	at New Orleans	12:00
Nov. 3	DETROIT	12:00
Nov. 11	at Minnesota (Mon.)	8:00
Nov. 17	at Indianapolis	1:00
Nov. 24	MIAMI	12:00
Nov. 28	at Detroit (Thanks.)	12:30
Dec. 8	GREEN BAY	12:00
Dec. 14	TAMPA BAY (Sat.)	11:30
Dec. 23	at San Francisco (Mon.)	6:00

DALLAS COWBOYS

Sept. 1	at Cleveland	1:00
Sept. 9	WASHINGTON (Mon.)	8:00
Sept. 15	PHILADELPHIA	12:00
Sept. 22	at Phoenix (Sun. Night)	5:00
Sept. 29	NEW YORK GIANTS	12:00
Oct. 6	vs. Green Bay at Milwaukee	12:00
Oct. 13	CINCINNATI	12:00
Oct. 20	OPEN DATE	
Oct. 27	at Detroit	4:00
Nov. 3	PHOENIX	12:00
Nov. 10	at Houston	12:00
Nov. 17	at New York Giants	4:00
Nov. 24	at Washington	1:00
Nov. 28	PITTSBURGH (Thanks.)	3:00
Dec. 8	NEW ORLEANS	12:00
Dec. 15	at Philadelphia	1:00
Dec. 22	ATLANTA	12:00

DETROIT LIONS

Sept. 1	at Washington (Sun. Night)	8:00
Sept. 8	GREEN BAY	1:00
Sept. 15	MIAMI	1:00
Sept. 22	at Indianapolis	12:00
Sept. 29	TAMPA BAY	1:00
Oct. 6	MINNESOTA	1:00
Oct. 13	OPEN DATE	
Oct. 20	at San Francisco	1:00

Oct. 27	DALLAS	4:00
Nov. 3	at Chicago	12:00
Nov. 10	at Tampa Bay	1:00
Nov. 17	LOS ANGELES RAMS	4:00
Nov. 24	at Minnesota	12:00
Nov. 28	CHICAGO (Thanks.)	12:30
Dec. 8	NEW YORK JETS	4:00
Dec. 15	at Green Bay	12:00
Dec. 22	at Buffalo	1:00

GREEN BAY PACKERS

Sept. 1	PHILADELPHIA	12:00
Sept. 8	at Detroit	1:00
Sept. 15	TAMPA BAY	12:00
Sept. 22	at Miami	1:00
Sept. 29	at Los Angeles Rams	1:00
Oct. 6	DALLAS at Milwaukee	12:00
Oct. 13	OPEN DATE	
Oct. 17	CHICAGO (Thurs. Night)	6:30
Oct. 27	at Tampa Bay	1:00
Nov. 3	at New York Jets	1:00
Nov. 10	BUFFALO at Milwaukee	12:00
Nov. 17	MINNESOTA	12:00
Nov. 24	INDIANAPOLIS at Milwaukee	12:00
Dec. 1	at Atlanta	1:00
Dec. 8	at Chicago	12:00
Dec. 15	DETROIT	12:00
Dec. 21	at Minnesota (Sat.)	3:00

LOS ANGELES RAMS

Sept. 1	PHOENIX	1:00
Sept. 8	at New York Giants	1:00
Sept. 15	at New Orleans (Sun. Night)	7:00
Sept. 22	at San Francisco	1:00
Sept. 29	GREEN BAY	1:00
Oct. 6	OPEN DATE	
Oct. 13	SAN DIEGO	1:00
Oct. 20	at Los Angeles Raiders	1:00
Oct. 27	at Atlanta	1:00
Nov. 3	NEW ORLEANS	1:00
Nov. 10	KANSAS CITY	1:00
Nov. 17	at Detroit	4:00
Nov. 25	SAN FRANCISCO (Mon.)	6:00
Dec. 1	WASHINGTON	1:00
Dec. 8	ATLANTA	1:00
Dec. 15	at Minnesota	12:00
Dec. 22	at Seattle (Sun. Night)	5:00

MINNESOTA VIKINGS

Sept. 1	at Chicago	3:00
Sept. 8	at Atlanta	1:00
Sept. 15	SAN FRANCISCO	12:00
Sept. 22	at New Orleans	12:00
Sept. 29	DENVER (Sun. Night)	7:00
Oct. 6	at Detroit	1:00
Oct. 13	PHOENIX	12:00
Oct. 20	at New England	1:00
Oct. 27	at Phoenix	2:00
Nov. 3	TAMPA BAY	12:00
Nov. 11	CHICAGO (Mon.)	8:00
Nov. 17	at Green Bay	12:00
Nov. 24	DETROIT	12:00
Dec. 1	OPEN DATE	
Dec. 8	at Tampa Bay (Sun. Night)	8:00
Dec. 15	LOS ANGELES RAMS	12:00
Dec. 22	GREEN BAY	3:00

NEW ORLEANS SAINTS

Sept. 1	SEATTLE	12:00
Sept. 8	at Kansas City	12:00
Sept. 15	LOS ANGELES RAMS (Sun. Night)	7:00
Sept. 22	MINNESOTA	12:00

Sept. 29	at Atlanta	1:00
Oct. 6	OPEN DATE	
Oct. 13	at Philadelphia	1:00
Oct. 20	TAMPA BAY	12:00
Oct. 27	CHICAGO	12:00
Nov. 3	at Los Angeles Rams	1:00
Nov. 10	SAN FRANCISCO	12:00
Nov. 17	at San Diego	1:00
Nov. 24	ATLANTA (Sun. Night)	7:00
Dec. 1	at San Francisco	1:00
Dec. 8	at Dallas	12:00
Dec. 16	LOS ANGELES RAIDERS (Mon.)	8:00
Dec. 22	at Phoenix	2:00

NEW YORK GIANTS

Sept. 2	SAN FRANCISCO (Mon.)	9:00
Sept. 8	LOS ANGELES RAMS	1:00
Sept. 15	at Chicago	12:00
Sept. 22	CLEVELAND	1:00
Sept. 29	at Dallas	12:00
Oct. 6	PHOENIX	4:00
Oct. 14	at Pittsburgh (Mon.)	9:00
Oct. 20	OPEN DATE	
Oct. 27	WASHINGTON (Sun. Night)	8:00
Nov. 4	at Philadelphia (Mon.)	9:00
Nov. 10	at Phoenix	2:00
Nov. 17	DALLAS	4:00
Nov. 24	at Tampa Bay	1:00
Dec. 1	at Cincinnati	4:00
Dec. 8	PHILADELPHIA	1:00
Dec. 15	at Washington	4:00
Dec. 21	HOUSTON (Sat.)	12:30

PHILADELPHIA EAGLES

Sept. 1	at Green Bay	12:00
Sept. 8	PHOENIX	1:00
Sept. 15	at Dallas	12:00
Sept. 22	PITTSBURGH	1:00
Sept. 30	at Washington (Mon.)	9:00
Oct. 6	at Tampa Bay	1:00
Oct. 13	NEW ORLEANS	1:00
Oct. 20	OPEN DATE	
Oct. 27	SAN FRANCISCO	1:00
Nov. 4	NEW YORK GIANTS (Mon.)	9:00
Nov. 10	at Cleveland	1:00
Nov. 17	CINCINNATI	1:00
Nov. 24	at Phoenix	2:00
Dec. 2	at Houston (Mon.)	8:00
Dec. 8	at New York Giants	1:00
Dec. 15	DALLAS	1:00
Dec. 22	WASHINGTON	4:00

PHOENIX CARDINALS

Sept. 1	at Los Angeles Rams	1:00
Sept. 8	at Philadelphia	1:00
Sept. 15	at Washington	1:00
Sept. 22	DALLAS (Sun. Night)	5:00
Sept. 29	NEW ENGLAND	1:00
Oct. 6	at New York Giants	4:00
Oct. 13	at Minnesota	12:00
Oct. 20	ATLANTA	1:00
Oct. 27	MINNESOTA	2:00
Nov. 3	at Dallas	12:00
Nov. 10	NEW YORK GIANTS	2:00
Nov. 17	at San Francisco	1:00
Nov. 24	PHILADELPHIA	2:00
Dec. 1	OPEN DATE	
Dec. 8	WASHINGTON	2:00
Dec. 15	at Denver	2:00
Dec. 22	NEW ORLEANS	2:00

SAN FRANCISCO 49ERS

Sept. 2	at New York Giants (Mon.)	9:00
Sept. 8	SAN DIEGO	1:00
Sept. 15	at Minnesota	12:00
Sept. 22	LOS ANGELES RAMS	1:00
Sept. 29	at Los Angeles Raiders	1:00
Oct. 6	OPEN DATE	
Oct. 13	at Atlanta	1:00
Oct. 20	DETROIT	1:00
Oct. 27	at Philadelphia	1:00
Nov. 3	ATLANTA	1:00
Nov. 10	at New Orleans	12:00
Nov. 17	PHOENIX	1:00
Nov. 25	at Los Angeles Rams (Mon.)	6:00
Dec. 1	NEW ORLEANS	1:00
Dec. 8	at Seattle	1:00
Dec. 14	KANSAS CITY (Sat.)	1:00
Dec. 23	CHICAGO (Mon.)	6:00

TAMPA BAY BUCCANEERS

Sept. 1	at New York Jets	1:00
Sept. 8	CHICAGO	1:00
Sept. 15	at Green Bay	12:00
Sept. 22	BUFFALO	4:00
Sept. 29	at Detroit	1:00
Oct. 6	PHILADELPHIA	1:00
Oct. 13	OPEN DATE	
Oct. 20	at New Orleans	12:00
Oct. 27	GREEN BAY	1:00
Nov. 3	at Minnesota	12:00
Nov. 10	DETROIT	1:00
Nov. 17	at Atlanta	1:00
Nov. 24	NEW YORK GIANTS	1:00
Dec. 1	at Miami	1:00
Dec. 8	MINNESOTA (Sun. Night)	8:00
Dec. 14	at Chicago (Sat.)	11:30
Dec. 22	INDIANAPOLIS	1:00

WASHINGTON REDSKINS

Sept. 1	DETROIT (Sun. Night)	8:00
Sept. 9	at Dallas (Mon.)	8:00
Sept. 15	PHOENIX	1:00
Sept. 22	at Cincinnati	1:00
Sept. 30	PHILADELPHIA (Mon.)	9:00
Oct. 6	at Chicago	12:00
Oct. 13	CLEVELAND	1:00
Oct. 20	OPEN DATE	
Oct. 27	at New York Giants (Sun. Night)	8:00
Nov. 3	HOUSTON	1:00
Nov. 10	ATLANTA	1:00
Nov. 17	at Pittsburgh	1:00
Nov. 24	DALLAS	1:00
Dec. 1	at Los Angeles Rams	1:00
Dec. 8	at Phoenix	2:00
Dec. 15	NEW YORK GIANTS	4:00
Dec. 22	at Philadelphia	4:00

BENGAL SHUTOUTS

The Bengals have shut out teams six times since the franchise began in 1968. The most recent was the 21-0 win over Cleveland in 1989. The others are 31-0 over San Diego in 1971, 27-0 over Minnesota in 1973, 21-0 over New Orleans and 31-0 over Philadelphia in 1975, 21-0 over Tampa Bay in 1976 and 14-0 over Minnesota in 1980.

1991 AFC-NFC INTERCONFERENCE GAMES

(Sunday unless noted; all times local)

Sept. 1	Atlanta at Kansas City	12:00
	Dallas at Cleveland	1:00
	Seattle at New Orleans	12:00
	Tampa Bay at New York Jets	1:00
Sept. 8	New Orleans at Kansas City	12:00
	San Diego at San Francisco	1:00
Sept. 15	Atlanta at San Diego	1:00
	Miami at Detroit	1:00
Sept. 22	Buffalo at Tampa Bay	4:00
	Cleveland at New York Giants	1:00
	Detroit at Indianapolis	12:00
	Green Bay at Miami	1:00
	Los Angeles Raiders at Atlanta	1:00
	Pittsburgh at Philadelphia	1:00
	Washington at Cincinnati	1:00
Sept. 23 (Monday)	New York Jets at Chicago	8:00
Sept. 29	Chicago at Buffalo	1:00
	New England at Phoenix	1:00
	San Francisco at Los Angeles Raiders	1:00
	Denver at Minnesota	7:00
Oct. 13	Cincinnati at Dallas	12:00
	Cleveland at Washington	1:00
	San Diego at Los Angeles Rams	1:00
Oct. 14 (Monday)	New York Giants at Pittsburgh	9:00
Oct. 20	Los Angeles Rams at Los Angeles Raiders	1:00
	Minnesota at New England	1:00
Nov. 3	Green Bay at New York Jets	1:00
	Houston at Washington	1:00
Nov. 10	Buffalo vs. Green Bay at Milwaukee	12:00
	Dallas at Houston	12:00
	Kansas City at Los Angeles Rams	1:00
	Philadelphia at Cleveland	1:00
Nov. 17	Chicago at Indianapolis	1:00
	Cincinnati at Philadelphia	1:00
	New Orleans at San Diego	1:00
	Washington at Pittsburgh	1:00
Nov. 24	Indianapolis vs. Green Bay at Milwaukee	12:00
	Miami at Chicago	12:00
Nov. 28 (Thanks.)	Pittsburgh at Dallas	3:00
Dec. 1	New York Giants at Cincinnati	4:00
	Tampa Bay at Miami	1:00
Dec. 2 (Monday)	Philadelphia at Houston	8:00
Dec. 8	New York Jets at Detroit	4:00
	San Francisco at Seattle	1:00
Dec. 14 (Saturday)	Kansas City at San Francisco	1:00
Dec. 15	Phoenix at Denver	2:00
	Seattle at Atlanta	1:00
Dec. 16 (Monday)	Los Angeles Raiders at New Orleans	8:00
Dec. 21 (Saturday)	Houston at New York Giants	12:30
Dec. 22	Detroit at Buffalo	1:00
	Indianapolis at Tampa Bay	1:00
	Los Angeles Rams at Seattle	5:00

PB AND THE HALL OF FAME

Paul Brown, vice president and general manager of the Cincinnati Bengals, was enshrined in the Pro Football Hall of Fame in 1967. Thirteen of the players he coached for the Cleveland Browns are in the Pro Football Hall of Fame. They are: Doug Atkins, DE, 1953-54; Jim Brown, FB, 1957-65; Willie Davis, DE, 1958-59; Len Dawson, QB, 1960-61; Len Ford, WR, 1948-58; Frank Gatski, C, 1946-56; Lou Groza, T-PK, 1946-59; Dante Lavelli, WR, 1946-56; Mike McCormack, T, 1954-62; Bobby Mitchell, RB-WR, 1958-61; Marion Motley, FB-LB, 1946-1955, and Bill Willis, G, 1946-53. Weeb Ewbank, who was an assistant to Brown at Cleveland, and Forrest Gregg, who was hired by Brown and coached the Bengals 1980-83, also are in the Pro Football Hall of Fame.

1991 NATIONAL TELEVISION SCHEDULE REGULAR SEASON

Sun., Sept. 1	Minnesota at Chicago (day, CBS) Detroit at Washington (night, TNT)
Mon., Sept. 2	San Francisco at New York Giants (night, ABC)
Sun., Sept. 8	Denver at Los Angeles Raiders (day, NBC) Houston at Cincinnati (night, TNT)
Mon., Sept. 9	Washington at Dallas (night, ABC)
Sun., Sept. 15	Indianapolis at Los Angeles Raiders (day, NBC) Los Angeles Rams at New Orleans (night, TNT)
Mon., Sept. 16	Kansas City at Houston (night, ABC)
Sun., Sept. 22	Los Angeles Rams at San Francisco (day, CBS) Dallas at Phoenix (night, TNT)
Mon., Sept. 23	New York Jets at Chicago (night, ABC)
Sun., Sept. 29	San Francisco at Los Angeles Raiders (day, CBS) Denver at Minnesota (night, TNT)
Mon., Sept. 30	Philadelphia at Washington (night, ABC)
Sun., Oct. 6	San Diego at Los Angeles Raiders (day, NBC) Pittsburgh at Indianapolis (night, TNT)
Mon., Oct. 7	Buffalo at Kansas City (night, ABC)
Sun., Oct. 13	Miami at Kansas City (day, NBC) Los Angeles Raiders at Seattle (night, TNT)
Mon., Oct. 14	New York Giants at Pittsburgh (night, ABC)
Sun., Oct. 20	Los Angeles Rams at Los Angeles Raiders (day, CBS) Chicago at Green Bay (night, TNT)
Mon., Oct. 21	Cincinnati at Buffalo (night, ABC)
Sun., Oct. 27	San Diego at Seattle (day, NBC) Washington at New York Giants (night, ESPN)
Mon., Oct. 28	Los Angeles Raiders at Kansas City (night, ABC)
Sun., Nov. 3	New Orleans at Los Angeles Rams (day, CBS) Pittsburgh at Denver (night, ESPN)
Mon., Nov. 4	New York Giants at Philadelphia (night, ABC)
Sun., Nov. 10	Kansas City at Los Angeles Rams (day, NBC) New England at Miami (night, ESPN)
Mon., Nov. 11	Chicago at Minnesota (night, ABC)
Sun., Nov. 17	Dallas at New York Giants (day, CBS) Cleveland at Houston (night, ESPN)
Mon., Nov. 18	Buffalo at Miami (night, ABC)
Sun., Nov. 24	Denver at Seattle (day, NBC) Atlanta at New Orleans (night, ESPN)
Mon., Nov. 25	San Francisco at Los Angeles Rams (night, ABC)
Thurs., Nov. 28	Chicago at Detroit (day, CBS) Pittsburgh at Dallas (day, NBC)
Sun., Dec. 1	Washington at Los Angeles Rams (day, CBS) Los Angeles Raiders at San Diego (night, ESPN)
Mon., Dec. 2	Philadelphia at Houston (night, ABC)
Sun., Dec. 8	Buffalo at Los Angeles Raiders (day, NBC) Minnesota at Tampa Bay (night, ESPN)
Mon., Dec. 9	Cincinnati at Miami (night, ABC)
Sat., Dec. 14	Kansas City at San Francisco (day, NBC) Tampa Bay at Chicago (day, CBS)
Sun., Dec. 15	New York Giants at Washington (day, CBS) Buffalo at Indianapolis (night, ESPN)
Mon., Dec. 16	Los Angeles Raiders at New Orleans (night, ABC)
Sat., Dec. 21	Green Bay at Minnesota (day, CBS) Houston at New York Giants (day, NBC)
Sun., Dec. 22	Kansas City at Los Angeles Raiders (day, NBC) Los Angeles Rams at Seattle (night, ESPN)
Mon., Dec. 23	Chicago at San Francisco (night, ABC)

POSTSEASON

Sat., Dec. 28	AFC and NFC Wild Card Playoffs (ABC)
Sun., Dec. 29	AFC and NFC Wild Card Playoffs (NBC and CBS)
Sat., Jan. 4	AFC and NFC Divisional Playoffs (NBC and CBS)
Sun., Jan. 5	AFC and NFC Divisional Playoffs (NBC and CBS)
Sun., Jan. 12	AFC and NFC Championship Games (NBC and CBS)
Sun., Jan. 26	Super Bowl XXVI at Metrodome, Minneapolis, Minnesota (CBS)
Sun., Feb. 2	AFC-NFC Pro Bowl at Honolulu, Hawaii (ESPN)

THURSDAY, SUNDAY AND MONDAY NIGHT TELEVISION GAMES AT A GLANCE

(All times local; Thursday and Sunday on TNT and ESPN, Monday on ABC; also on CBS radio)

Sun., Sept. 1	Detroit at Washington (TNT)	8:00
Mon., Sept. 2	San Francisco at New York Giants (ABC)	9:00
Sun., Sept. 8	Houston at Cincinnati (TNT)	8:00
Mon., Sept. 9	Washington at Dallas (ABC)	8:00
Sun., Sept. 15	Los Angeles Rams at New Orleans (TNT)	7:00
Mon., Sept. 16	Kansas City at Houston (ABC)	8:00
Sun., Sept. 22	Dallas at Phoenix (TNT)	5:00
Mon., Sept. 23	New York Jets at Chicago (ABC)	8:00
Sun., Sept. 29	Denver at Minnesota (TNT)	7:00
Mon., Sept. 30	Philadelphia at Washington (ABC)	9:00
Sun., Oct. 6	Pittsburgh at Indianapolis (TNT)	7:00
Mon., Oct. 7	Buffalo at Kansas City (ABC)	8:00
Sun., Oct. 13	Los Angeles Raiders at Seattle (TNT)	4:30
Mon., Oct. 14	New York Giants at Pittsburgh (ABC)	9:00
Thur., Oct. 17	Chicago at Green Bay (TNT)	6:30
Mon., Oct. 21	Cincinnati at Buffalo (ABC)	9:00
Sun., Oct. 27	Washington at New York Giants (ESPN)	8:00
Mon., Oct. 28	Los Angeles Raiders at Kansas City (ABC)	8:00
Sun., Nov. 3	Pittsburgh at Denver (ESPN)	6:00
Mon., Nov. 4	New York Giants at Philadelphia (ABC)	9:00
Sun., Nov. 10	New England at Miami (ESPN)	8:00
Mon., Nov. 11	Chicago at Minnesota (ABC)	8:00
Sun., Nov. 17	Cleveland at Houston (ESPN)	7:00
Mon., Nov. 18	Buffalo at Miami (ABC)	9:00
Sun., Nov. 24	Atlanta at New Orleans (ESPN)	7:00
Mon., Nov. 25	San Francisco at Los Angeles Rams (ABC)	6:00
Sun., Dec. 1	Los Angeles Raiders at San Diego (ESPN)	5:00
Mon., Dec. 2	Philadelphia at Houston (ABC)	8:00
Sun., Dec. 8	Minnesota at Tampa Bay (ESPN)	8:00
Mon., Dec. 9	Cincinnati at Miami (ABC)	9:00
Sun., Dec. 15	Buffalo at Indianapolis (ESPN)	8:00
Mon., Dec. 16	Los Angeles Raiders at New Orleans (ABC)	8:00
Sun., Dec. 22	Los Angeles Rams at Seattle (ESPN)	5:00
Mon., Dec. 23	Chicago at San Francisco (ABC)	6:00

PRO FOOTBALL HALL OF FAME TOP TWENTY RANKINGS LEADING LIFETIME FORWARD PASSERS (at the start of the 1991 season) MINIMUM 1500 ATTEMPTS

Rank	Player	League	Yrs.	Att.	Comp.	Yds.	TD	Int.	Rating Points
1.	(1) Joe Montana*	NFL	12	4,579	2,914	34,998	242	123	93.4
2.	(2) Dan Marino*	NFL	8	4,181	2,480	31,416	241	136	88.5
3.	(4) Otto Graham	AAFC-NFL	10	2,626	1,464	23,584	174	135	86.6
4.	(9T) Jim Kelly*	NFL	5	2,088	1,251	15,730	105	72	85.796
5.	(3) BOOMER ESIASON*	NFL	7	2,687	1,520	21,381	150	98	85.790
6.	(6T) Roger Staubach	NFL	11	2,958	1,885	22,700	153	109	83.4
7.	(9T) Neil Lomax	NFL	8	3,153	1,817	22,771	136	90	82.7
8.	(11) Sonny Jurgensen	NFL	18	4,262	2,433	32,224	255	189	82.625
9.	(12) Len Dawson	NFL-AFL	19	3,741	2,136	28,711	239	183	82.555
10.	(5) Dave Krieg*	NFL	11	3,291	1,909	24,052	184	136	82.3
11.	(—) Jim Everett*	NFL	5	2,038	1,154	15,345	101	73	82.237
12.	(8) Ken O'Brien*	NFL	7	2,878	1,697	20,444	109	78	82.151
13.	(13) KEN ANDERSON	NFL	16	4,475	2,654	32,838	197	160	81.9
14.	(14) Danny White	NFL	13	2,950	1,761	21,959	155	132	81.7
15.	(15) Bart Starr	NFL	16	3,149	1,808	24,718	152	138	80.5
16.	(16) Fran Tarkenton	NFL	18	6,467	3,686	47,003	342	266	80.4
17.	(6T) Bernie Kosar*	NFL	6	2,363	1,354	16,450	85	62	80.3
18.	(18) Dan Fouts	NFL	15	5,604	3,297	43,040	254	242	80.2
19.	(—) Warren Moon*	NFL	7	3,025	1,701	22,989	134	112	79.9
20.	(17) Tony Eason*	NFL	8	1,564	911	11,142	61	51	79.7

* Active in 1990 season. Pro Football Hall of Fame members underlined.

(—) indicates rank at the start of the 1990 season.

Note—Jim Everett and Warren Moon entered the Top Twenty during the 1990 season. They displaced Jim McMahon (79.3) and Bert Jones (78.2). Of those players active in 1990 who have the 1500 attempts needed to qualify for the career leadership, Jim McMahon, Randall Cunningham (78.8) and Phil Simms (77.0) rank the highest.



PRO BOWL BENGALS

... safety David Fulcher (33), running back James Brooks (21) and tight end Rodney Holman (82) pictured with Pro Bowl queen in Aloha Stadium in Honolulu, Hawaii.

CINCINNATI BENGALS 1990 INDIVIDUAL AWARDS

- | | |
|-------------------|-----------------------------------------------------------------------------------------------------------------------------------------------------------------------------------------------------------------------------------------------------------------------------------------|
| T Anthony Munoz | Pro Bowl, AP All-Pro, UPI All-AFC, PFWA All-Pro, Pro Football Weekly All-Pro, NEA All-Pro, College and Pro Football News-weekly All-Pro, Football Digest All-Pro, Football News All-AFC, USA Today AFC Offensive Lineman of the Year, Governor's Award from Ohio Gov. George Voinovich. |
| TE Rodney Holman | Pro Bowl, AP All-Pro Second Team, UPI All-AFC. |
| S David Fulcher | Pro Bowl, AP All-Pro Second Team, UPI All-AFC, Football News All-AFC, College and Pro Football Weekly All-Pro Second Team. |
| RB James Brooks | Pro Bowl, UPI All-AFC Second Team. |
| LB James Francis | PFWA All-Rookie Team, UPI All-Rookie Team, Pro Football Weekly All-Rookie Team, College and Pro Football Weekly All-Rookie Team, Football Digest All-Rookie Team, Football News All-Rookie Team, USA Today Defensive Rookie Player of the Year. |
| PR Mitchell Price | Pro Football Weekly All-Rookie Team, Football News All-Rookie Team. |

BENGALS TEAM RECORDS

(Regular Season)

Compiled by Jim Blount

Total Points Scored

All-Time 73851968-90

Season 4481988
4411985
4211981
4091986
4041989

Game 61 Dec. 17, 1989 vs. Houston
61 Dec. 17, 1972 at Houston
56 Oct. 29, 1989 vs. Tampa Bay
55 Nov. 6, 1983 at Houston
52 Dec. 16, 1984 vs. Buffalo
52 Dec. 21, 1986 vs. New York Jets

Total Touchdowns

All-Time 8871968-90

Season 591988
531985
521989
511981
511986
451975

Game 8 Oct. 29, 1989 vs. Tampa Bay
8 Dec. 17, 1989 vs. Houston
7 Dec. 17, 1972 at Houston
7 Dec. 21, 1975 vs. San Diego
7 Nov. 6, 1983 at Houston
7 Dec. 16, 1984 vs. Buffalo
7 Dec. 8, 1985 vs. Dallas
7 Dec. 21, 1986 vs. New York Jets

Touchdowns By Rushing

All-Time 3751968-90

Season 271988
241983
241986
231979
201975
201985

Game 5 Nov. 6, 1983 at Houston
5 Oct. 23, 1988 vs. Houston
4 Dec. 21, 1975 vs. San Diego
4 Nov. 21, 1976 at Kansas City
4 Dec. 20, 1982 at San Diego
4 Dec. 8, 1985 vs. Dallas
4 Nov. 27, 1988 vs. Buffalo
3 (Multiple tie/27 occurrences)

Touchdowns By Passing

All-Time 4381968-90

Season 321989
311985
301981
281988
251986
251990
231975

Game	6 Oct. 29 1989 vs. Tampa Bay
	5 Dec. 17, 1989 vs. Houston
	5 Dec. 21, 1986 vs. New York Jets
	4 vs. Detroit 1989
	4 Sept. 11, 1988 at Philadelphia
	4 Nov. 9, 1969 at Houston
	4 Nov. 24, 1974 at Kansas City
	4 Oct. 3, 1976 at Cleveland
	4 Nov. 29, 1981 at Cleveland

Touchdowns By Return & Recovery

All-Time	74	1968-90
Season	6	1970
	6	1976
	5	1972
	5	1978
	5	1983

Game	3 Nov. 8, 1970 at Buffalo
	3 Dec. 17, 1972 at Houston
	3 Sept. 3, 1978 vs. Kansas City
	2 (Multiple tie/7 occurrences)

Field Goals Scored

All-Time	401	1968-90
Season	27	1972
	25	1970
	25	1987
	24	1985
	22	1973
	22	1981
	22	1984

Game	(Refer to Bengals Individual Records)
-------------	---------------------------------------

Points After Touchdown

All-Time	836	1968-90
Season	56	1988
	50	1989
	50	1986
	49	1981
	49	1985
	40	1975
	40	1979
	40	1983

Game	(Refer to Bengals Individual Records)
-------------	---------------------------------------

Safeties Scored

All-Time	17	1968-90
Season	2	1990
	2	1978
	2	1980
	1 (Multiple tie/11 occurrences)	

Game	(Refer to Bengals Individual Records)
-------------	---------------------------------------

Total Ball Control Plays

All-Time	21,683	1968-90
Season	1083	1989
	1081	1984
	1067	1981
	1066	1983
	1064	1980
	1062	1985

Game	92 Sept. 2, 1984 at Denver
	86 Dec. 7, 1975 at Philadelphia
	85 Nov. 17, 1975 vs. Buffalo
	84 Nov. 13, 1978 vs. Oakland
	84 Dec. 6, 1987 vs. Kansas City
	83 Dec. 25, 1989 at Minnesota

Net Total Offense (Yards)

All-Time	111,772	1968-90
-----------------	---------	---------

Season	6490	1986
	6101	1989
	6057	1988
	5968	1981
	5906	1985
	5480	1984
	5377	1987

Game	621 Dec. 21, 1986 vs. New York Jets
	584 Dec. 17, 1989 vs. Houston
	584 Dec. 7, 1986 @ New England
	582 Oct. 7, 1990 @ Los Angeles Rams
	571 Nov. 22, 1981 vs. Denver
	570 Dec. 8, 1985 vs. Dallas
	559 Nov. 6, 1988 vs. Pittsburgh
	555 Dec. 1, 1985 vs. Houston
	546 Nov. 19, 1989 vs. Detroit

First Downs Gained

All-Time	6390	1968-90
-----------------	------	---------

Season	361	1981
	350	1988
	348	1989
	348	1986
	344	1985
	339	1984
	327	1983

Game	35 Dec. 17, 1989 vs. Houston
	34 Nov. 17, 1975 vs. Buffalo
	34 Dec. 7, 1975 at Philadelphia
	32 Sept. 22, 1985 vs. San Diego
	32 Dec. 21, 1986 vs. New York Jets
	31 Dec. 8, 1985 vs. Dallas
	31 Dec. 6, 1987 vs. Kansas City

Net Rushing Offense (Attempts)

All-Time	11,213	1968-90
-----------------	--------	---------

Season	563	1988
	560	1979
	542	1983
	540	1984
	538	1987

Game	61 Oct. 11, 1987 at Seattle
	55 Oct. 14, 1973 vs. Pittsburgh
	55 Dec. 4, 1983 at Pittsburgh
	54 Dec. 4, 1977 at Kansas City
	53 Nov. 3, 1985 at Buffalo

Net Rushing Offense (Yards)

All-Time	45,435	1968-90
-----------------	--------	---------

Season	2710	1988
	2533	1986
	2483	1989
	2329	1979
	2235	1973
	2202	1985

Game	300 Dec. 7, 1986 @ New England
	274 Dec. 8, 1985 vs. Dallas
	270 Oct. 11, 1987 at Seattle
	270 Nov. 15, 1987 at Atlanta
	269 Nov. 21, 1976 at Kansas City

Net Passing Offense (Attempts)

All-Time	9618	1968-90
Season	550	1981
	518	1985
	513	1989
	510	1980
	497	1986
	496	1984

Game	56 Dec. 20, 1982 at San Diego
	54 Dec. 25, 1989 at Minnesota
	53 Nov. 22, 1987 vs. Pittsburgh
	52 Oct. 4, 1981 at Houston
	52 Oct. 20, 1985 at Houston
	51 Nov. 13, 1978 vs. Oakland

Net Passing Offense (Completions)

All-Time	5473	1968-90
Season	332	1981
	306	1984
	302	1985
	290	1983
	288	1989
	287	1986

Game	40 Dec. 20, 1982 at San Diego
	31 Dec. 25, 1989 at Minnesota
	31 Oct. 27, 1974 vs. Houston
	33 Nov. 19, 1989 vs. Detroit
	30 Nov. 17, 1975 vs. Buffalo
	30 Nov. 13, 1978 vs. Oakland
	30 Oct. 4, 1981 at Houston
	30 Nov. 22, 1987 vs. Pittsburgh

Net Passing Offense (Yards)

All-Time	65,210	1968-90
Season	4160	1986
	4082	1985
	3995	1981
	3618	1989
	3347	1988
	3301	1984

Game	483 Oct. 7, 1990 @ Los Angeles Rams
	447 Nov. 19, 1989 vs. Detroit
	441 Nov. 17, 1975 vs. Buffalo
	416 Dec. 21, 1986 vs. New York Jets
	397 Dec. 20, 1982 at San Diego
	392 Dec. 17, 1989 vs. Houston
	387 Nov. 22, 1981 vs. Denver
	383 Nov. 1, 1987 vs. Houston

Passes Had Intercepted

All-Time	353	1968-90
Season	25	1980
	23	1990
	22	1984
	20	1978
	20	1986
	20	1987

Game	5 Oct. 16, 1988 at New England
	5 Oct. 1, 1978 at San Francisco
	5 Nov. 18, 1979 at Houston
	5 Oct. 1, 1984 at Pittsburgh
	5 Sept. 28, 1986 vs. Chicago
	4 Oct. 19, 1975 vs. Oakland
	4 Oct. 17, 1977 at Pittsburgh
	4 Nov. 13, 1978 vs. Oakland
	4 Nov. 9, 1980 at Oakland
	4 Sept. 16, 1984 at New York Jets

Most Penalties Incurred

All-Time	1981	1968-90
-----------------	------	-------	---------

Season	118	1980
	111	1986
	110	1978
	110	1985
	109	1981

Game	16 Oct. 6, 1985 vs. New York Jets
	15 Nov. 1, 1987 vs. Houston
	14 Oct. 21, 1979 at Cleveland
	13 Oct. 1, 1978 at San Francisco
	13 Sept. 28, 1986 vs. Chicago
	12 Sept. 25, 1977 vs. Seattle
	12 Nov. 16, 1980 vs. Buffalo
	12 Nov. 18, 1984 vs. Seattle

Most Penalty Yards Assessed

All-Time	17,390	1968-90
-----------------	--------	-------	---------

Season	956	1978
	949	1980
	921	1971
	896	1981
	859	1977

Game	133 Oct. 1, 1978 at San Francisco
	132 Nov. 1, 1987 vs. Houston
	123 Oct. 6, 1985 vs. New York Jets
	122 Sept. 19, 1971 vs. Philadelphia
	118 Oct. 21, 1979 at Cleveland

Pass Interceptions

All-Time	450	1968-90
-----------------	-----	-------	---------

Season	29	1978
	27	1971
	26	1976
	25	1984
	23	1970
	23	1983

Game	6 Nov. 28, 1971 vs. San Diego
	6 Dec. 12, 1976 at New York Jets
	5 Nov. 2, 1969 vs. Oakland
	5 Dec. 17, 1972 at Houston
	5 Oct. 26, 1975 at Atlanta

Fewest Points Allowed

All-Time	6932	1968-90
-----------------	------	-------	---------

Season	177	1982 (9 games)
	210	1976
	229	1972
	231	1973
	235	1977
	246	1975

Game	0 Dec. 3, 1989 at Cleveland
	0 Nov. 28, 1971 vs. San Diego
	0 Dec. 2, 1973 vs. Minnesota
	0 Sept. 28, 1975 at New Orleans
	0 Dec. 7, 1975 at Philadelphia
	0 Oct. 10, 1976 vs. Tampa Bay
	0 Oct. 19, 1980 vs. Minnesota

Fewest Net Yards Allowed

All-Time	105,913	1968-90
Season	2893	1982 (9 games)
	3547	1972
	3675	1976
	3705	1973
	3906	1971
	3923	1975

BENGALS INDIVIDUAL RECORDS

(Regular Season)

SCORING

Total Points Scored

Career	967	Jim Breech	1980-
	549	Horst Muhlmann	1969-74
	420	Pete Johnson	1977-83
	360	James Brooks	1984
	318	Isaac Curtis	1973-84
	316	Chris Bahr	1976-79

Season	120	Jim Breech	1985
	115	Jim Breech	1981
	111	Horst Muhlmann	1972
	108	Horst Muhlmann	1970
	103	Jim Breech	1984

Game	24	Larry Kinnebrew, Oct. 28, 1984 at Houston
	19	Horst Muhlmann, Nov. 8, 1970 at Buffalo
	19	Horst Muhlmann, Dec. 17, 1972 at Houston
	18	(Multiple tie/12 occurrences)

Total Touchdowns

Career	70	Pete Johnson	1977-83
	60	James Brooks	1984-
	53	Isaac Curtis	1973-84
	40	Larry Kinnebrew	1983-87
	38	Eddie Brown	1985-
	36	Cris Collinsworth	1981-
	35	Bob Trumpy	1968-77

Season	16	Pete Johnson	1981
	15	Pete Johnson	1979
	15	Ickey Woods	1988
	14	James Brooks	1988
	12	James Brooks	1985
	10	Isaac Curtis	1974
	10	Stan Fritts	1975
	10	Larry Kinnebrew	1984
	10	Larry Kinnebrew	1985
	10	Cris Collinsworth	1986

Game	4	Larry Kinnebrew, Oct. 28, 1984 at Houston
	3	(Multiple tie/12 occurrences)

Rushing Touchdowns

Career	64 Pete Johnson	1977-83
	37 Larry Kinnebrew	1983-87
	35 James Brooks	1984-
	25 Boobie Clark	1973-78
	23 Ickey Woods	1989-
	20 Ken Anderson	1971-86
	19 Paul Robinson	1968-72

Season	15 Ickey Woods	1988
	14 Pete Johnson	1979
	14 Pete Johnson	1983
	12 Pete Johnson	1981
	9 Larry Kinnebrew	1984
	9 Larry Kinnebrew	1985

Game	3 Paul Robinson, Nov. 17, 1968 at Miami
	3 Pete Johnson, Nov. 6, 1983 at Houston
	3 Larry Kinnebrew, Oct. 28, 1984 at Houston
	3 Larry Kinnebrew, Dec. 1, 1985 vs. Houston
	3 Larry Kinnebrew, Sept. 18, 1986 vs. Cleveland
	3 James Brooks, Nov. 6, 1988 vs. Pittsburgh
	3 James Brooks, Oct. 23, 1988 vs. Houston
	3 Ickey Woods, Nov. 27, 1988 vs. Buffalo

Reception Touchdowns

Career	53 Isaac Curtis	1973-84
	38 Eddie Brown	1985-
	36 Cris Collinsworth	1981-
	35 Bob Trumpy	1968-77
	30 Rodney Holman	1982-
	25 James Brooks	1984-
	18 Tim McGee	1986-
	16 Dan Ross	1979-73
	13 Don Bass	1978-81
	13 Eric Crabtree	1969-71

Season	10 Isaac Curtis	1974
	10 Cris Collinsworth	1986
	9 Eddie Brown	1990
	9 Bob Trumpy	1969
	9 Isaac Curtis	1973
	9 Eddie Brown	1988
	8 Tim McGee	1989
	8 Isaac Curtis	1979
	8 Cris Collinsworth	1981
	8 Eddie Brown	1985

Game	3 Bob Trumpy, Nov. 9, 1969 at Houston
	3 Isaac Curtis, Dec. 9, 1973 vs. Cleveland
	3 Isaac Curtis, Nov. 4, 1979 at Baltimore
	3 Cris Collinsworth, Dec. 21, 1986 vs. New York Jets

Touchdowns By Return, Etc.

Career	13 Lemar Parrish	1970-78 (4/INT, 1/KOR, 4/PR, 4/FRR, 1/BFGR)
	5 Ken Riley	1969-83 (5/INT)
	4 Tommy Casanova	1972-77 (2/INT, 1/PR, 1/FRR)
	3 Al Beauchamp	1968-75 (2/INT, 1/FRR)
	3 Scott Perry	1976-79 (2/INT, 1/BPRR)
	3 Reggie Williams	1976- (1/INT, 1/FRR, 1/BPRE)
	3 James Griffin	1983-85 (3/INT)
	3 Louis Breeden	1978-87 (3/INT)

Season	3 Lemar Parrish	1970
	(1/KOR, 1/PR, 1/BFGR)	
	3 Lemar Parrish	1972
	(2/INT, 1/PR)	
	3 Lemar Parrish	1974
(3/PR)		
3 Tommy Casanova	1976	
(2/INT, 1/FRR)		
3 Scott Perry	1978	
(2/INT, 1/BPRR)		

Game	2 Lemar Parrish, Nov. 8, 1970 at Buffalo
	2 Lemar Parrish, Dec. 17, 1972 at Houston
	2 Lemar Parrish, Oct. 6, 1974 vs. Washington
	1 (Multiple tie/61 occurrences)
	INT = Interception Return
	KOR = Kickoff Return
	PR = Punt Return
	BFGR = Blocked Field Goal Return
	BPRR = Blocked Punt Recovery Return
	BPRE = Blocked Punt Recovery For TD
FRR = Fumble Recovery & Return	

Points After Touchdown

Career	418 Jim Breech	1980-
	189 Horst Muhlmann	1969-74
	130 Chris Bahr	1976-79
	40 Dave Green	1974-75
	20 Dale Livingston	1968-69

Season	56 Jim Breech	1988
	50 Jim Breech	1986
	49 Jim Breech	1981
	48 Jim Breech	1985
	41 Jim Breech	1990
	40 Dave Green	1975
40 Chris Bahr	1979	

Game	8 Jim Breech, Oct. 29, 1989 vs. Tampa Bay
	7 Horst Muhlmann, Dec. 17, 1972 at Houston
	7 Jim Breech, Nov. 6, 1983 at Houston
	7 Jim Breech, Dec. 16, 1984 at Buffalo
	7 Jim Breech, Dec. 21, 1986 vs. New York Jets
	7 Jim Breech, Dec. 17, 1989 vs. Houston

FIELD GOALS

Total Field Goals

Career	183 Jim Breech	1980-
	120 Horst Muhlmann	1969-74
	62 Chris Bahr	1976-79
	11 Ian Sunter	1980
	10 Dave Green	1974-75

Season	27 Horst Muhlmann	1972
	25 Horst Muhlmann	1970
	24 Jim Breech	1985
	24 Jim Breech	1987
	22 Jim Breech	1981
	22 Jim Breech	1984

Game	5 Horst Muhlmann, Nov. 8, 1970 at Buffalo
	5 Horst Muhlmann, Sept. 24, 1972 vs. Pittsburgh
	5 Jim Breech, Nov. 1, 1987, vs. Houston
	4 Horst Muhlmann, Nov. 29, 1970 vs. New Orleans
	4 Horst Muhlmann, Dec. 17, 1972 at Houston
	4 Horst Muhlmann, Dec. 8, 1974 vs. Detroit
	4 Chris Bahr, Dec. 12, 1976 at New York Jets
	4 Jim Breech, Oct. 21, 1984 vs. Cleveland
	4 Jim Breech, Oct. 27, 1985 vs. Pittsburgh
	4 Jim Breech, Oct. 22, 1989 vs. Indianapolis

Field Goal Percentage

Career	71.2	Jim Breech (183-257)	1980-
	65.6	Horst Muhlmann (120/183)	1969-74
	59.0	Chris Bahr (62/105)	1976-79
	55.0	Ian Sunter (11/20)	1980
	47.6	Dave Green (10/21)	1974-75

Season	86.0	Jim Breech (12/14)	1989
	81.0	Jim Breech (17/21)	1990
	80.0	Jim Breech (24/30)	1987
	77.7	Jim Breech (14/18)	1982
	72.7	Jim Breech (24/33)	1985
	71.1	Horst Muhlmann (27/38)	1972
	71.0	Jim Breech (22/31)	1984
70.4	Chris Bahr (19/27)	1977	

Career Field Goal Percentage (At Range)

1-19	100.0	Chris Bahr (2/2)
	100.0	Dave Green (1/1)
	100.0	Ian Sunter (1/1)
	96.6	Horst Muhlmann (28/29)
	85.7	Jim Breech (6/7)

20-29	100.0	Ian Sunter (7/7)
	100.0	James Gallery (1/1)
	92.4	Jim Breech (61/66)
	78.1	Chris Bahr (25/32)
	74.4	Horst Muhlmann (29/39)
62.5	Dave Green (5/8)	

30-39	81.2	Jim Breech (56/69)
	67.3	Horst Muhlmann (35/52)
	50.0	Chris Bahr (17/34)
	33.3	Ian Sunter (2/6)
	14.3	Dave Green (1/7)

40-49	60.0	Dave Green (3/5)
	50.0	Chris Bahr (17/34)
	49.2	Jim Breech (31/63)
	44.4	Horst Muhlmann (20/45)
	20.0	Ian Sunter (1/5)

50 +	45.6	Chris Bahr (5/11)
	42.1	Horst Muhlmann (8/19)
	33.0	Lee Johnson (1/3)
	23.8	Jim Breech (5/21)

Longest Field Goals

- 55 Chris Bahr, Sept. 23, 1979 vs. Houston
- 53 Horst Muhlmann, Dec. 6, 1970 at San Diego
- 53 Jim Breech, Oct. 6, 1985 vs. New York Jets
- 52 Chris Bahr, Oct. 15, 1978 vs. New England
- 51 (Multiple tie/8 occurrences)

Safeties Scored

Career Game	3	Reggie Williams (1980, 1982, 1983)
	*1	(Multiple tie/15 occurrences) *Last accomplished by James Francis at Pittsburgh Dec. 2, 1990.

RUSHING

Rushing Attempts

Career	1402	Pete Johnson	1977-83
	1192	James Brooks	1984-
	780	Boobie Clark	1973-78
	748	Charles Alexander	1979-85
	692	Archie Griffin	1976-83

Season	274	Pete Johnson	1981
	254	Boobie Clark	1973
	243	Pete Johnson	1979
	238	Paul Robinson	1968
	232	Essex Johnson	1972

Game	38	Pete Johnson, Dec. 4, 1983 at Pittsburgh
	32	Pete Johnson, Dec. 7, 1980 vs. Baltimore
	30	Pete Johnson, Nov. 20, 1983 vs. Houston
	30	Larry Kinnebrew, Nov. 3, 1985 at Buffalo
	28	Boobie Clark, Oct. 14, 1973 vs. Pittsburgh
	28	Pete Johnson, Dec. 14, 1980 at Chicago

Rushing Yardage

Career	5876	James Brooks	1984-
	5421	Pete Johnson	1977-83
	3070	Essex Johnson	1968-75
	2978	Boobie Clark	1973-78
	2808	Archie Griffin	1976-83

Season	1239	James Brooks	1989
	1087	James Brooks	1986
	1077	Pete Johnson	1981
	1066	Ickey Woods	1988
	1023	Paul Robinson	1968
	1004	James Brooks	1990
	997	Essex Johnson	1973
	988	Boobie Clark	1973
	931	James Brooks	1988
	929	James Brooks	1985

Game	201	James Brooks, Dec. 23, 1990 vs. Houston
	163	James Brooks, Dec. 7, 1986 @ New England
	160	Pete Johnson, Dec. 17, 1978 vs. Cleveland
	159	Paul Robinson, Oct. 27, 1968 at Oakland
	156	Paul Robinson, Nov. 3, 1968 vs. Houston
	148	James Brooks, Nov. 20, 1988 at Dallas
	141	Ickey Woods, Dec. 4, 1988 vs. San Diego
	141	James Brooks, Nov. 13, 1989 at Houston
	139	Archie Griffin, Nov. 21, 1976 at Kansas City
	139	Ickey Woods, Oct. 9, 1988 vs. New York Jets

Longest Rushing Plays

87	Paul Robinson, Oct. 27, 1968 at Oakland (TD)
86	Essex Johnson, Dec. 5, 1971 at Cleveland (TD)
83	Jess Phillips, Nov. 2, 1969 vs. Oakland
80	Warren McVea, Sep. 22, 1968 vs. Buffalo (TD)
77	Archie Griffin, Nov. 21, 1976 at Kansas City (TD)
76	Jess Phillips, Sep. 20, 1970 vs. Oakland (TD)
73	Virgil Carter, Nov. 15, 1970 vs. Cleveland
68	Essex Johnson, Sep. 19, 1971 vs. Philadelphia (TD)
65	Pete Johnson, Oct. 23, 1977 vs. Denver
65	David (Deacon) Turner, Oct. 29, 1978 vs. Houston
65	James Brooks, Oct. 1, 1989 at Pittsburgh

PASSING

Pass Attempts

Career	4475	Ken Anderson	1971-86
	2687	Boomer Esiason	1984-
	582	Virgil Carter	1970-73
	370	Jack Thompson	1979-82
	348	Turk Schonert	1981-

Season	479	Ken Anderson	1981
	469	Boomer Esiason	1986
	455	Boomer Esiason	1989
	440	Boomer Esiason	1987
	431	Boomer Esiason	1985

402	Boomer Esiason	1990
388	Boomer Esiason	1988
377	Ken Anderson	1975
339	Ken Anderson	1979

Game	56	Ken Anderson, Dec. 20, 1982 at San Diego
	54	Boomer Esiason, Dec. 25, 1989 at Minnesota
	53	Boomer Esiason, Oct. 25, 1987 at Pittsburgh
	52	Ken Anderson, Oct. 4, 1981 at Houston
	52	Boomer Esiason, Oct. 20, 1985 at Houston
	50	Ken Anderson, Nov. 13, 1978 vs. Oakland
	49	Ken Anderson, Sep. 2, 1984 at Denver

Pass Completions

Career	2654	Ken Anderson	1971-86
	1520	Boomer Esiason	1990
	328	Virgil Carter	1970-73
	216	Turk Schonert	1981-
	175	Jack Thompson	1979-82

Season	300	Ken Anderson	1981
	273	Boomer Esiason	1986
	258	Boomer Esiason	1989
	251	Boomer Esiason	1985
	240	Boomer Esiason	1987
	228	Ken Anderson	1975
	224	Boomer Esiason	1990
	223	Boomer Esiason	1988
	218	Ken Anderson	1982

Game	40	Ken Anderson, Dec. 20, 1982 at San Diego
	31	Boomer Esiason, Dec. 25, 1989 at Minnesota
	31	Boomer Esiason, Oct. 7, 1990, at Los Angeles Rams
	30	Ken Anderson, Oct. 27, 1974 vs. Houston
	30	Ken Anderson, Nov. 17, 1975 vs. Buffalo
	30	Ken Anderson, Nov. 13, 1978 vs. Oakland
	30	Ken Anderson, Oct. 4, 1981 at Houston
	30	Boomer Esiason, Oct. 20, 1985 at Houston
	30	Boomer Esiason, Oct. 25, 1987 at Pittsburgh
	30	Boomer Esiason, Nov. 19, 1989 vs. Detroit

Passing Yards

Career	32,838	Ken Anderson	1971-86
	21,281	Boomer Esiason	1984-
	18,350	Boomer Esiason	1984-
	3850	Virgil Carter	1970-73
	2756	Turk Schonert	1981-
	2072	Jack Thompson	1979-82

Season	3959	Boomer Esiason	1986
	3754	Ken Anderson	1981
	3572	Boomer Esiason	1988
	3525	Boomer Esiason	1989
	3443	Boomer Esiason	1985
	3321	Boomer Esiason	1987
	3169	Ken Anderson	1975
	2931	Boomer Esiason	1990
	2667	Ken Anderson	1974

Game	490	Boomer Esiason, Oct. 7, 1990, at Los Angeles Rams.
	447	Ken Anderson, Nov. 17, 1975 vs. Buffalo
	425	Boomer Esiason, Dec. 21, 1986 vs. New York Jets
	416	Ken Anderson, Dec. 20, 1982 at San Diego
	409	Boomer Esiason, Oct. 25, 1987 at Pittsburgh
	399	Boomer Esiason, Nov. 19, 1989 vs. Detroit
	396	Ken Anderson, Nov. 22, 1981 vs. Denver
	388	Ken Anderson, Nov. 13, 1978 vs. Oakland

Longest Pass Completions

94	Ken Anderson to Billy Brooks, Nov. 13, 1977 at Minnesota (TD)
90	Virgil Carter to Speedy Thomas, Sep. 19, 1971 vs. Philadelphia (TD)
86	Boomer Esiason to Eddie Brown, Nov. 6, 1988 vs. Pittsburgh (TD)
85	Ken Anderson to Isaac Curtis, Dec. 12, 1976 at New York Jets (TD)
80	Sam Wyche to Bob Trumpy, Nov. 17, 1968 at Miami (TD)
80	Sam Wyche to Bob Trumpy, Sep. 28, 1969 vs. Kansas City (TD)
80	Ken Anderson to Isaac Curtis, Nov. 28, 1983 at Miami (TD)
80	Ken Anderson to M. L. Harris, Sep. 16, 1984 at New York Jets (TD)
78	Ken Anderson to Essex Johnson, Sep. 30, 1973 at San Diego (TD)
78	Greg Cook to Bob Trumpy, Sep. 21, 1969 vs. San Diego
78	Boomer Esiason to Tim McGee, Sep. 11, 1988 at Philadelphia
77	Ken Anderson to Isaac Curtis, Dec. 16, 1973 at Houston (TD)
77	Ken Anderson to Isaac Curtis, Nov. 3, 1974 at Baltimore (TD)

Passes For Touchdowns

Career	197 Ken Anderson	1971-86
	154 Boomer Esiason	1984-
	22 Virgil Carter	1970-73
	15 Greg Cook	1969-74
	13 Jack Thompson	1979-82

Season	29 Ken Anderson	1981
	28 Boomer Esiason	1989
	28 Boomer Esiason	1988
	27 Boomer Esiason	1985
	24 Boomer Esiason	1986
	24 Boomer Esiason	1990
	21 Ken Anderson	1975
	19 Ken Anderson	1976

Game	5 Boomer Esiason, Oct. 29, 1989 vs. Tampa Bay
	5 Boomer Esiason, Dec. 21, 1986 vs. New York Jets
	4 Greg Cook, Nov. 9, 1969 at Houston
	4 Ken Anderson, Nov. 24, 1974 vs. Kansas City
	4 Ken Anderson, Oct. 3, 1976 at Cleveland
	4 Ken Anderson, Nov. 29, 1981 at Cleveland
	4 Boomer Esiason, Sep. 11, 1988 at Philadelphia
	4 Boomer Esiason, Dec. 17, 1989 vs. Houston

Passes Had Intercepted

Career	160 Ken Anderson	1971-86
	98 Boomer Esiason	1984-
	20 Virgil Carter	1970-73
	19 Jack Thompson	1979-82
	16 John Reaves	1975-78

Season	22 Ken Anderson	1978
	22 Boomer Esiason	1990
	19 Boomer Esiason	1987
	17 Boomer Esiason	1986
	14 Ken Anderson	1976
	14 Boomer Esiason	1988
	13 Ken Anderson	1980
	12 Jack Thompson	1980

12	Ken Anderson	1983
12	Ken Anderson	1984
12	Boomer Esiason	1985
11	Boomer Esiason	1989

Game	5	Boomer Esiason, Oct. 16, 1988 at New England
	4	Ken Anderson, Oct. 19, 1975 vs. Oakland
	4	Ken Anderson, Oct. 1, 1978 at San Francisco
	4	Ken Anderson, Nov. 13, 1978 vs. Oakland
	4	Ken Anderson, Sep. 16, 1984 at New York Jets
	4	Turk Schonert, Oct. 1, 1984 at Pittsburgh
	4	Boomer Esiason, Sep. 28, 1986 vs. Chicago

PASS RECEIVING

Total Receptions

Career	420	Isaac Curtis	1973-84
	417	Cris Collinsworth	1981-88
	298	Bob Trumpy	1968-77
	263	Dan Ross	1979-83, 85
	304	Eddie Brown	1985-
	218	Chip Myers	1969-76
	261	Rodney Holman	1982-
	250	James Brooks	1984-

Season	71	Dan Ross	1981
	67	Cris Collinsworth	1981
	66	Cris Collinsworth	1983
	65	Tim McGee	1989
	65	Cris Collinsworth	1985
	64	Cris Collinsworth	1984

Game	12	James Brooks, Dec. 25, 1989, at Minnesota
	11	Tim McGee, Nov. 19, 1989 vs. Detroit
	10	Boobie Clark, Oct. 28, 1973 at Pittsburgh
	10	Boobie Clark, Oct. 27, 1974 vs. Houston
	10	Archie Griffin, Sep. 13, 1981 at New York Jets
	10	Cris Collinsworth, Sep. 27, 1981 vs. Buffalo
	10	Cris Collinsworth, Sep. 2, 1984 at Denver
	10	Eddie Brown, Sept. 16, 1990, at San Diego
	10	Rodney Holman, Oct. 7, 1990, at Los Angeles Rams

Reception Yardage

Career	7106	Isaac Curtis	1973-84
	6694	Cris Collinsworth	1981-88
	5307	Eddie Brown	1984-
	4630	Bob Trumpy	1968-77
	3618	Rodney Holman	1982-
	3318	Tim McGee	1986-
	3204	Dan Ross	1979-83, 85
	3079	Chip Myers	1969-76

Season	1273	Eddie Brown	1988
	1211	Tim McGee	1989
	1130	Cris Collinsworth	1983
	1125	Cris Collinsworth	1985
	1024	Cris Collinsworth	1986
	1009	Cris Collinsworth	1981
	989	Cris Collinsworth	1984

Game	216	Eddie Brown, Nov. 16, 1988 vs. Pittsburgh
	206	Cris Collinsworth, Oct. 2, 1983 vs. Baltimore
	201	John McDaniel, Dec. 6, 1976 at Oakland
	200	Charlie Joiner, Nov. 23, 1975 at Cleveland
	198	Billy Brooks, Nov. 13, 1977 at Minnesota
	194	Tim McGee, Nov. 19, 1989 vs. Detroit
	178	Eddie Brown, Sept. 16, 1990 at San Diego
	177	Speedy Thomas, Dec. 14, 1969 at Denver

Average Yards Per Reception

Career	18.1	Tim McGee (183/3318)	1986
	18.1	Billy Brooks (93/1683)	1976-79
	18.0	Charlie Joiner (98/1769)	1972-75
	17.8	Charlie Joiner (82/1463)	1972-75
	17.5	Eddie Brown (304/5306)	1985-
	16.9	Isaac Curtis (420/7106)	1973-84
16.3	Eric Crabtree (73/1188)	1969-71	
<hr/>			
Season	26.8	Billy Brooks (8/214)	1979
	24.0	Eddie Brown	1988
	22.6	Bob Trumpy (37/835)	1969
	21.4	Eric Crabtree (40/855)	1969
	21.2	Isaac Curtis (44/934)	1975
	21.1	Isaac Curtis (30/633)	1974

PUNTING

Total Punts

Career	698	Pat McNally	1976-85
	284	Dave Lewis	1970-73
	156	Lee Johnson	1988-
	140	Dale Livingston	1968-69
	134	Dave Green	1974-75
	96	Scott Fulhage	1987-
	56	Jeff Hayes	1986
<hr/>			
Season	91	Pat McNally	1978
	89	Pat McNally	1979
	83	Pat McNally	1980
	79	Dave Lewis	1970
	76	Pat McNally	1976

Game	10	Dale Livingston, Oct. 6, 1968 at Denver
	10	Dave Lewis, Sep. 26, 1971 at Pittsburgh
	10	Pat McNally, Sep. 17, 1978 at Pittsburgh
	10	Scott Fulhage, Oct. 4, 1987 vs. San Diego
	9	(Multiple tie/5 occurrences)

Punt Yardage

Career	29307	Pat McNally	1976-85
	12446	Dave Lewis	1970-73
	6388	Lee Johnson	1988-
	5805	Dale Livingston	1968-69
	5356	Dave Green	1974-75
	3840	Scott Fulhage	1987-
	1965	Jeff Hayes	1986
<hr/>			
Season	3919	Pat McNally	1978
	3678	Pat McNally	1979
	3651	Dave Lewis	1970
	3390	Pat McNally	1980
	3272	Pat McNally	1981

Game	483	Dave Lewis, Sept. 26, 1971 at Pittsburgh
	465	Scott Fulhage, Oct. 4, 1987 vs. San Diego
	435	Dave Lewis, Oct. 31, 1971 at Houston
	431	Dale Livingston, Oct. 6, 1968 at Denver
	424	Pat McNally, Sept. 17, 1978 vs. Pittsburgh
	404	Pat McNally, Nov. 15, 1981 vs. Los Angeles Rams
380	Dale Livingston, Sep. 14, 1969 vs. Miami	

Longest Punts

Game	70	Lee Johnson, Sept. 23, 1990, vs. New England
	70	Lee Johnson, Oct. 22, 1990, at Cleveland
	67	Pat McNally, Sept. 18, 1977 vs. Cleveland
	66	Dale Livingston, Oct. 13, 1968 at Kansas City
	65	Pat McNally, Oct. 22, 1978 at Buffalo
	64	Pat McNally, Nov. 27, 1977 vs. New York Giants

64	Pat McNally, Nov. 10, 1985 vs. Cleveland
63	Dale Livingston, Oct. 6, 1968 at Denver
63	Dave Lewis, Oct. 18, 1970 vs. Kansas City
63	Pat McNally, Oct. 15, 1978 vs. New England
62	Lee Johnson
61	Lee Johnson

Average Yards Per Punt

Career	43.8	Dave Lewis (284/12446)	1970-73
	42.0	Pat McNally (698/29307)	1976-85
	40.9	Lee Johnson	1988-
	40.0	Dave Green (134/5356)	1974-75

PUNT RETURNS

Total Returns

Career	130	Lemar Parrish	1970-78
	140	Mike Martin	1983-
	90	Tommy Casanova	1972-77
	50	Essex Johnson	1968-75
	41	Tony Davis	1976-79

Season	32	Vaughn Lusby	1979
	32	Mike Martin	1985
	31	Cleotha Montgomery	1980
	29	Mitchell Price	1990
	28	Mike Martin	1987
	25	(Multiple tie/3 occurrences)	

Game	7	Tony Davis, Nov. 27, 1977 vs. New York Giants
	6	Tommy Casanova, Nov. 24, 1974 vs. Kansas City
	6	Vaughn Lusby, Sep. 23, 1979 vs. Houston
	6	John Simmons, Nov. 20, 1983 vs. Houston
	5	(Multiple tie/9 occurrences)

Punt Return Yardage

Career	1201	Lemar Parrish	1970-78
	1104	Mike Martin	1983-
	778	Tommy Casanova	1972-77
	350	Tony Davis	1976-78
	303	Essex Johnson	1968-75

Season	376	Mike Martin	1984
	338	Lemar Parrish	1974
	289	Tommy Casanova	1972
	268	Mike Martin	1985
	265	Tommy Casanova	1974

Game	106	Tommy Casanova, Oct. 8, 1972 vs. Denver
	95	Lemar Parrish, Oct. 6, 1974 vs. Washington
	94	Lemar Parrish, Sep. 15, 1974 vs. Cleveland
	92	Tony Davis, Dec. 4, 1977 at Kansas City
	89	Tommy Casanova, Nov. 24, 1974 vs. Kansas City
	89	Mike Martin, Dec. 16, 1984, vs. Buffalo

Longest Punt Returns

Game	90	Lemar Parrish, Oct. 6, 1974 vs. Washington (TD)
	79	Lemar Parrish, Dec. 6, 1970 at San Diego (TD)
	74	Tommy Casanova, Dec. 10, 1974 vs. Pittsburgh
	70	Tony Davis, Dec. 4, 1977 at Kansas City
	66	Tommy Casanova, Oct. 8, 1972 vs. Denver (TD)
	66	Mitchell Price, Oct. 1, 1990 at Seattle (TD)

KICKOFF RETURNS

Total Returns

Career	136	Stanford Jennings	1984-
	97	Bernard Jackson	1972-76
	75	Mike Martin	1983-

65	David (Deacon) Turner	1978-80
61	David Verser	1981-84
60	Lemar Parrish	1970-78

Season	55	David (Deacon) Turner	1979
	48	Mike Martin	1985
	44	Cleotha Montgomery	1980
	43	Tim McGee	1986
	37	Ray Griffin	1978

Game	7	David (Deacon) Turner, Sep. 30, 1979 at Dallas
	7	David (Deacon) Turner, Nov. 18, 1979 at Houston
	7	David (Deacon) Turner, Dec. 2, 1979 at Pittsburgh
	6	(Multiple tie/8 occurrences)

Kickoff Return Yardage

Career	2752	Stanford Jennings	1984-
	2355	Bernard Jackson	1972-76
	1643	Mike Martin	1983-
	1481	Lemar Parrish	1970-78
	1346	David (Deacon) Turner	1978-80
	1296	David Verser	1981-84

Season	1149	David (Deacon) Turner	1979
	1104	Mike Martin	1985
	1003	Tim McGee	1986
	843	Cleotha Montgomery	1980
	787	Ray Griffin	1978

Game	192	Stanford Jennings, Nov. 13, 1988 at Kansas City
	179	Bernard Jackson, Dec. 9, 1972 vs. Cleveland
	176	David (Deacon) Turner, Nov. 18, 1979 at Houston
	174	David (Deacon) Turner, Sep. 30, 1979 at Dallas
	168	Paul Robinson, Dec. 7, 1969 at Oakland
	164	Willie Shelby, Oct. 3, 1976 at Cleveland

Longest Kickoff Returns

Game	98	Stanford Jennings, Nov. 13, 1988 vs. Kansas City (TD)
	97	Willie Shelby, Oct. 3, 1976 vs. Cleveland (TD)
	95	Lemar Parrish, Nov. 8, 1970 at Buffalo (TD)
	94	Tim McGee, Oct. 23, 1986 vs. Minnesota
	78	David Verser, Sep. 20, 1981 vs. Cleveland
	74	Paul Robinson, Dec. 7, 1969 at Oakland
	64	Lemar Parrish, Oct. 19, 1975 at Oakland

PASS INTERCEPTIONS

Number Interceptions

Career	65	Ken Riley	1969-83
	34	Louis Breeden	1978-
	25	Lemar Parrish	1970-78
	24	David Fulcher	1986-
	17	Tommy Casanova	1972-77
	16	Reggie Williams	1976-

Season	9	Ken Riley	1976
	8	David Fulcher	1989
	8	Ken Riley	1983
	7	Eric Thomas	1988
	7	Lemar Parrish	1971
	7	Louis Breeden	1980
	7	James Griffin	1985
	7	Louis Breeden	1986

Game	3	David Fulcher, Oct. 1, 1989 at Kansas City
	3	David Fulcher, Dec. 17, 1989 vs. Houston
	3	Lemar Parrish, Dec. 17, 1972 at Houston
	3	Ken Riley, Dec. 12, 1976 at New York Jets

- 3 Louis Breeden, Dec. 14, 1980 at Chicago
- 3 Ken Riley, Nov. 28, 1982 vs. Los Angeles Raiders
- 2 (Multiple tie/29 occurrences)

Interception Return Yardage

Career	596 Ken Riley	1969-83
	558 Louis Breeden	1978-
	354 Lemar Parrish	1970-78
	305 Ray Griffin	1978-84
	255 Tommy Casanova	1972-77

Season	167 Ray Griffin	1979
	145 Louis Breeden	1981
	141 Ken Riley	1976
	121 Ray Horton	1983
	116 Marvin Cobb	1975
	116 James Griffin	1985

LONGEST INTERCEPTION RETURNS

Game	102 Louis Breeden at San Diego, 1981
	96 Ray Griffin vs. San Diego, 1979
	70 Harry Gunner at Kansas City, 1969
	70 Louis Breeden vs. Pittsburgh, 1984
	66 Ken Riley vs. Denver, 1969

Safeties Scored

Career	3 Reggie Williams (1980, 1982, 1983)
Game	* 1 (Multiple tie/15 occurrences)
	* Last accomplished by James Francis Dec. 2, 1990, at Pittsburgh

PRO FOOTBALL HALL OF FAME

LEADING LIFETIME RUSHERS (At the start of the 1991 season)

Rank	Player	League	Yrs.	Att.	Yds.	Avg.	TD
1.	(1) <u>Walter Payton</u>	NFL	13	3838	16,726	4.4	110
2.	(2) <u>Tony Dorsett</u>	NFL	12	2936	12,739	4.3	77
3.	(3) <u>Jim Brown</u>	NFL	9	2359	12,312	5.2	106
4.	(4) <u>Franco Harris</u>	NFL	13	2949	12,120	4.1	91
5.	(7) <u>Eric Dickerson*</u>	NFL	8	2616	11,903	4.6	86
6.	(5) <u>John Riggins</u>	NFL	14	2916	11,352	3.9	104
7.	(6) <u>O.J. Simpson</u>	AFL-NFL	11	2404	11,236	4.7	61
8.	(10) <u>O.J. Anderson*</u>	NFL	12	2499	10,101	4.0	80
9.	(8) <u>Joe Perry</u>	AAFC-NFL	16	1929	9,723	5.0	71
10.	(9) <u>Earl Campbell</u>	NFL	8	2187	9,407	4.3	74
11.	(11) <u>Jim Taylor</u>	NFL	10	1941	8,597	4.4	83
12.	(12) <u>Larry Csonka</u>	AFL-NFL	11	1891	8,081	4.3	64
13.	(15) <u>Marcus Allen*</u>	NFL	9	1960	7,957	4.1	75
14.	(13) <u>Gerald Riggs*</u>	NFL	9	1911	7,940	4.2	58
15.	(18) <u>Freeman McNeil*</u>	NFL	10	1704	7,604	4.5	36
16.	(14) <u>Mike Pruitt</u>	NFL	11	1844	7,378	4.0	51
17.	(—) <u>JAMES BROOKS*</u>	NFL	10	1515	7,347	4.8	47
18.	(16) <u>Leroy Kelly</u>	NFL	10	1727	7,274	4.2	74
19.	(17) <u>George Rogers</u>	NFL	7	1692	7,176	4.2	54
20.	(—) <u>Roger Craig*</u>	NFL	8	1686	7,064	4.2	50

* Active in 1990 season.

Pro Football Hall of Fame members underlined.

(—) — indicates rank at the start of the 1990 season.

Note—James Brooks and Roger Craig attained Top Twenty ranking during the 1990 season. Curt Warner (6,844 yards) also attained Top Twenty status but was later displaced. John Henry Johnson (6,803 yards) and Wilbert Montgomery (6,789 yards) were also displaced during the 1990 season. No players who were active during the 1990 season have a realistic chance of obtaining Top Twenty ranking within the next year.

CINCINNATI BENGALS ALLTIME RUSHING STATISTICS

PLAYER	YRS.	ATT.	YDS.	AVG.	LG	TD
James Brooks, RB 1984-90	7	1,192	5,876	4.9	65	76
Pete Johnson, RB 1977-83	7	1,402	5,421	3.9	65	64
Essex Johnson, RB 1968-75	8	676	3,070	4.5	86	18
Boobie Clark, RB 1973-78	6	780	2,978	3.8	26	25
Archie Griffin, RB 1976-83	8	692	2,808	4.1	77	7
Charles Alexander, RB 1979-85	7	748	2,635	3.5	37	13
Larry Kinnebrew, RB 1983-88	6	632	2,587	4.1	52	36
Paul Robinson, RB 1968-72	5	617	2,441	4.0	87	19
Ken Anderson, QB 1971-86	16	397	2,200	5.6	43	20
Jesse Phillips, RB 1968-72	5	424	1,860	4.4	83	8
Ickey Woods, RB 1988-90	3	296	1,428	4.8	56	23
Lenvil Elliott, RB 1973-78	6	324	1,395	4.3	32	3
Boomer Esiason, QB 1984-90	7	288	1,212	4.3	21	5
Stanford Jennings, RB 1984-90	7	308	1,205	3.9	20	9
Stanley Wilson, RB 1983-84, 86, 88	4	253	1,118	4.4	58	11
Doug Dressler, RB 1970-74	5	272	1,101	4.0	60	9
Fred Willis, RB 1971-72	2	177	717	4.0	36	7
Stan Fritts, RB 1975-76	2	141	575	4.1	17	11
Deacon Turner, RB 1978-80	3	142	549	3.9	65	1
Bill Johnson, RB 1985-88	4	86	475	5.5	34	1
Eric Ball, RB 1989-90	2	120	463	3.8	32	4
Charlie Davis, RB 1974-75	2	72	375	5.2	32	0
Harold Green, RB 1990	1	83	353	4.3	39	1
Virgil Carter, QB 1970-73	4	54	345	6.4	18	4
Craig Taylor, RB 1989-90	2	81	327	4.0	24	5
Tony Davis, RB 1976-78	3	84	316	3.8	32	5
Sam Wyche, QB 1968-70	3	43	299	7.0	22	3
Turk Schonert, QB 1980-85, 87-88	8	62	276	4.5	17	3
Ed Williams, RB 1974	1	58	238	4.1	18	5
Marc Logan, RB 1987-88	2	39	213	5.5	51	1
Jack Thompson, QB 1979-82	4	39	200	5.1	15	6
Eddie Brown, WR 1985-88	4	24	156	6.5	35	0
Greg Cook, QB 1969-74	6	25	148	5.9	30	1
Tom Smiley, RB 1968	1	63	146	2.3	11	1
Warren McVea, WR 1968	1	9	133	14.8	80	1
Estes Banks, RB 1968	1	34	131	3.9	20	0
Clem Turner, RB 1969	1	23	105	4.6	34	0
David McCluskey, RB 1987	1	29	94	3.2	12	1
Jeff Hayes, P 1986	1	3	92	30.7	61	1
Ron Lamb, RB 1968-70	3	28	87	3.1	12	0
Rodney Tate, RB 1982-83	2	27	79	2.9	13	0
Isaac Curtis, WR 1973-84	12	25	76	3.0	20	0
Dana Wright, RB 1987	1	24	74	3.1	10	0
David Walter, QB 1987	1	16	70	4.4	16	0
Jim Hargrove, RB 1981	1	16	66	4.1	23	1
John Reaves, QB 1975-78	4	17	63	3.7	20	2
Dan Rice, RB 1987	1	18	59	3.3	8	0
Joe Wilson, RB 1973	1	10	39	3.9	11	0
Harold Henson, RB 1975	1	11	38	3.5	8	0
Tim McGee, WR 1986-89	4	7	36	5.1	25	0
Erik Wilhelm, QB 1989	2	12	36	3.0	14	0
Tom Dinkel, LB 1978-83, 85	7	3	34	11.3	20	0
Charlie Joiner, WR 1972-75	4	7	34	4.9	11	0
Dale Livingston, P 1968-69	2	2	29	14.5	18	0
Mike Martin, WR 1983-88	6	3	24	8.0	15	0
Eric Crabtree, WR 1969-71	3	3	23	7.7	16	0
Steve Krieder, WR 1979-86	8	4	22	5.5	21	0
Speedy Thomas, WR 1969-72	4	8	22	2.8	16	1
Dave Lewis, QB, P 1970-73	4	12	22	1.8	15	0
Saint Saffold, WR 1968	1	1	21	21.0	21	0
Tommy Casanova, S 1972-77	6	1	20	20.0	20	0
John Holifield, RB 1989	1	11	20	1.8	11	0
Greg Meehan, WR 1987	1	4	19	4.8	17	0
Adrain Breen, QB 1987	1	6	18	3.9	9	0
Ben Bennett, RB 1987	1	2	17	8.6	9	0
Dewey Warren, QB 1968	1	4	17	4.3	12	0
Reece Morrison, RB 1972-73	2	4	13	3.3	8	0
Cleo Montgomery, WR 1980	1	1	12	12.0	12	0
John Farley, RB 1984	1	7	11	1.6	5	0
Lynn James, WR 1990	1	11	11	11.0	11	0

Rex Keeling, P 1968	1	1	10	10.0	10	0
Don Bass, TE 1978-82	5	1	9	9.0	9	0
Willie Shelby, CB 1976-77	2	5	9	1.8	3	0
Wayne Clark, QB 1974	1	1	8	8.0	8	1
Sandy Durko, S 1970-71	2	1	7	7.0	7	0
Mike Levenseller, WR 1979-82	4	1	6	6.0	6	0
Mike Norseth, QB 1987-88	2	1	5	5.0	5	0
David Verser, WR 1981-84	4	2	5	2.5	5	0
Bobby Hunt, S 1968-69	2	1	5	5.0	5	1
Glen Bujnoch, G 1976-82	7	1	4	4.0	4	1
Doug Gaynor, QB 1986	1	1	4	4.0	4	0
Ted Washington, RB 1968	1	1	4	4.0	4	0
Rod Sherman, WR 1968	1	1	3	3.0	3	0
John McDaniel, WR 1974-77	4	2	3	1.5	5	0
Nathan Poole, RB 1979-80	2	6	3	0.5	7	0
Bruce Coslet, TE 1969-76	8	1	1	1.0	1	0
Jon Stofa, QB 1968-69	2	10	1	0.1	13	0
Rob Hertel, QB 1978	1	1	0	0.0	0	0
Marvin Cobb, S 1975-79	5	1	0	0.0	0	0
Bob Trumpy, TE 1968-77	10	1	-1	-1.0	-1	0
Jim Corbett, TE 1977-81	5	1	-1	-1.0	-1	0
Dennis Law, WR 1978	1	1	-1	-1.0	-1	0
Ira Hillary, WR 1986-89	1	1	-2	-2.0	-2	0
M.L. Harris, TE 1980-85	6	4	-5	-1.3	0	0
Pat McInally, WR, P 1976-85	10	5	-7	-1.4	18	0
Lee Johnson, P 1988-89	2	1	-7	-7.0	7	0
Mike Barber, WR 1989	1	1	-13	-13.0	-13	0
Cris Collinsworth, WR 1981-88	8	7	-15	-2.1	7	0
Billy Brooks, WR 1976-79	4	3	-17	-5.6	-4	0

CINCINNATI BENGALS ALLTIME RECEIVING STATISTICS

PLAYER	YRS.	NO.	YDS.	AVG.	LG	TD
Isaas Curtis, WR 1973-84	12	420	7,106	16.9	85	53
Cris Collinsworth, WR 1981-88	8	417	6,698	16.1	74	36
Eddie Brown, WR 1985-90	6	304	5,307	17.4	86	38
Bob Trumpy, TE 1968-77	10	298	4,630	15.5	80	35
Dan Ross, TE 1979-83	5	263	3,204	12.2	38	16
Rodney Holman, TE 1982-90	9	261	3,618	13.9	73	30
James Brooks, RB 1984-90	7	250	2,664	10.7	57	28
Archie Griffin, RB 1976-83	8	192	1,607	8.4	52	7
Tim McGee, WR 1986-90	5	187	3,318	17.7	78	17
Pete Johnson, RB 1977-83	7	186	1,430	7.7	34	6
Boobie Clark, RB 1973-78	6	151	1,139	7.5	39	2
Charles Alexander, RB 1979-85	7	151	1,045	6.9	65	2
Steve Kreider, WR 1979-86	8	150	2,119	14.1	56	9
Essex Johnson, RB 1968-75	8	121	1,541	12.7	78	11
Don Bass, TE 1978-82	5	117	1,580	13.5	55	13
Stanford Jennings, RB 1984-90	7	107	1,027	9.6	43	9
Lenvil Elliott, RB 1973-78	6	102	921	9.0	31	9
M.L. Harris, TE 1980-85	6	99	1,369	13.8	80	10
Charlie Joiner, WR 1972-75	4	98	1,769	18.0	55	8
Billy Brooks, WR 1976-79	4	93	1,683	18.1	94	7
Speedy Thomas, WR 1969-72	4	93	1,236	13.3	90	8
Doug Dressler, RB 1970-74	5	87	689	7.9	33	1
Jesse Phillips, RB 1968-72	5	76	427	5.6	31	2
Paul Robinson, RB 1968-72	5	69	454	6.6	68	2
Mike Martin, WR 1983-89	7	67	1,017	15.2	54	6
Larry Kinnebrew, RB 1983-88	6	65	600	9.2	31	3
Bruce Coslet, TE 1969-76	8	61	878	14.4	71	7
Eric Crabtree, WR 1969-71	3	59	1,086	18.4	73	13
Pat McInally, WR 1976-85	10	57	808	14.2	59	5
Eric Kattus, TE 1986-90	5	54	562	10.4	57	5
Ickey Woods, RB 1988-90	3	41	361	8.8	25	0
Fred Willis, RB 1971-72	2	33	269	8.1	29	0
Rod Sherman, WR 1968	1	31	374	12.1	27	1
Ira Hillary, WR 1987-89	3	27	303	11.2	31	2
Stanley Wilson, RB 1983-84-86-88	4	27	277	10.3	34	2
John McDaniel, WR 1974-77	4	26	459	17.7	60	1
Jim Corbett, TE 1977-81	5	25	376	15.0	51	1
Deacon Turner, RB 1978-80	3	25	141	5.6	15	1
David Verser, WR 1981-84	4	23	454	19.7	73	3

Jim Riggs, TE 1987-90	3	22	190	8.6	16	0
Warren McVea, WR 1968	1	21	264	12.6	55	2
Charlie Davis, RB 1974-75	2	19	171	9.0	32	0
Bill Johnson, RB 1985-88	4	19	147	7.7	17	0
Tom Smiley, RB 1968	1	19	86	4.5	17	0
Rodney Tate, RB 1982-83	2	18	142	7.9	25	0
Kendall Smith, WR 1989-90	2	17	185	10.9	41	1
Saint Saffold, WR 1968	1	16	172	10.8	25	0
Tony Davis, RB 1976-78	3	15	135	9.0	32	0
Stan Fritts, RB 1975-76	2	15	138	9.2	19	2
Mike Barber, WR 1990	1	14	196	14.0	28	1
Rick Walker, TE 1977-79	3	14	153	10.9	28	3
Ed Williams, RB 1974	1	13	98	7.5	16	2
Harold Green, RB 1990	1	12	90	7.5	22	1
Eric Ball, RB 1989-90	2	8	90	11.3	48	1
Craig Taylor, RB 1989-90	2	7	66	9.4	20	3
Dennis Law, WR 1978	1	5	81	16.2	20	0
Marc Logan, RB 1987-88	2	5	34	6.8	18	0
Anthony Munoz, T 1980-88	9	5	23	4.6	12	4
Clem Turner, RB 1969	1	5	14	2.8	4	0
Dana Wright, RB 1987	1	4	28	7.0	11	0
Estes Banks, RB 1968	1	4	15	3.8	13	1
Lynn James, WR 1990	1	3	36	12.0	16	0
Greg Meehan, WR 1987	1	3	25	8.3	12	0
Nathan Poole, RB 1979-80	2	3	-14	-4.6	3	0
Marquis Pleasant, WR 1987	1	2	45	22.5	35	0
Jack Novak, TE 1975	1	2	34	17.0	17	0
Mike Levenseller, WR 1979-82	4	2	30	15.0	22	0
John Garrett, WR 1989	1	2	29	14.5	18	0
Tim George, WR 1973	1	2	28	14.0	19	0
Wade Russell, T 1987	1	2	27	13.5	23	1
John Holifield, RB 1989	1	2	18	9.0	14	0
Ed Marshall, WR 1971	1	2	18	9.0	10	0
Ken Riley, CB 1969-83	15	2	15	7.5	9	0
Don Kern, TE 1984-85	2	2	14	7.0	9	0
John Farley, RB 1984	1	2	11	5.5	10	0
Carl Parker, WR 1988-89	2	1	45	45.0	45	0
Tommie Smith, WR 1969	1	1	41	41.0	41	0
Bernard Jackson, DB 1972-76	5	1	22	22.0	22	0
Bill Peterson, LB 1968-72	5	1	10	10.0	10	0
Al Chandler, TE 1980-82	3	1	9	9.0	9	0
Mike Kelly, TE 1970-72	3	1	9	9.0	9	0
David McCluskey, RB 1987	1	1	8	8.0	8	0
Sam Wyche, QB 1968-70	3	1	5	5.0	5	0
Drew Buie, WR 1972	1	1	5	5.0	5	0
Brian Blados, T 1984-88	*5	1	4	4.0	4	0
Reece Morrison, RB 1972-73	2	1	4	4.0	4	0
Ken Johnson, DT 1971-77	7	1	3	3.0	3	0
Willie Shelby, RB 1976-77	2	1	3	3.0	3	0
Jim Hargrove, RB 1981	1	1	0	0.0	0	0
Harold Henson, RB 1975	1	1	-2	-2.0	-2	0

NFL TERMINOLOGY

The term NFL Rookie is defined as a player who is in his first season of professional football and has not been on the roster of another professional football team for any regular-season or post-season games. A Rookie is designated by an "R" on NFL rosters. Players who have been active in another professional football league or players who have NFL experience, including either pre-season training camp or being on an active roster for fewer than three regular-season or post-season games, are termed NFL First-Year Players. An NFL First-Year Player is designated by a "1" on NFL rosters. Thereafter, a player on an NFL active roster for at least three regular-season or post-season games is credited with an additional year of NFL playing experience.

CINCINNATI BENGALS ALLTIME SCORING

PLAYER	Yrs	TDR	TDP	TDR1	PAT/PAT	FG/FG	SAF	Pls
Jim Breech, K 1980-90	11	0	0	0	459/481	201/284	0	1062
Horst Muhlmann, K 1969-74	6	0	0	0	189/195	120/187	0	549
Pete Johnson, RB 1977-83	7	64	6	0	—	—	0	420
James Brooks, RB 1984-90	7	35	29	0	—	—	0	362
Isaac Curtis, WR 1973-84	12	0	53	0	—	—	0	318
Chris Bahr, K 1976-79	4	0	0	0	130/139	62/105	0	316
Larry Kinnebrew, RB 1983-87	5	36	3	0	—	—	0	234
Eddie Brown, WR 1985-90	6	0	38	0	—	—	0	228
Cris Collinsworth, WR 1981-88	8	0	36	0	—	—	0	216
Bob Trumpy, TE 1968-77	10	0	35	0	—	—	0	210
Rodney Holman, TE 1982-90	9	0	30	0	—	—	0	180
Essex Johnson, RB 1968-75	8	18	11	0	—	—	0	174
Bobbie Clark, RB 1973-78	6	25	2	0	—	—	0	162
Ickey Woods, RB 1988-90	3	23	0	0	—	—	0	138
Paul Robinson, RB 1968-72	5	19	2	0	—	—	0	126
Ken Anderson, QB 1971-85	16	20	0	0	—	—	0	120
Stanford Jennings, RB 1984-90	7	9	8	1 (1K0)	—	—	0	108
Tim McGee, WR 1986-90	5	0	17	0	—	—	0	102
Dan Ross, TE 1979-83	5	0	16	0	—	—	0	96
Charles Alexander, RB 1979-85	7	13	2	0	—	—	0	90
Don Bass, TE 1978-82	5	0	13	1 (1FR)	—	—	0	84
Archie Griffin, RB 1976-83	8	7	7	0	—	—	0	84
Eric Crabtree, WR 1969-71	3	0	13	0	—	—	0	78
Stan Fritts, RB 1975-76	2	11	2	0	—	—	0	78
Lemar Parrish, CB 1970-78	9	0	0	13 (4INT,4PR,4FR,1K0,1BFG)	—	—	0	78
Stanley Wilson, RB 1983-84, 86, 88	4	11	2	0	—	—	0	78
Lenvil Elliott, RB 1973-78	6	3	9	0	—	—	0	72
Chip Myers, WR 1969-76	8	0	12	0	—	—	0	72
Dave Green, K 1974-75	2	0	0	0	40/45	10/21	0	70
Doug Dressler, RB 1970-74	5	9	1	0	—	—	0	60
M.L. Harris, TE 1980-85	6	0	10	0	—	—	0	60
Jesse Phillips, RB 1968-72	5	8	2	0	—	—	0	60
Dale Livingston, K 1968-69	2	0	0	0	20/20	13/26	0	59
Speedy Thomas, WR 1969-72	4	1	8	0	—	—	0	54
Steve Krieder, WR 1979-86	8	0	9	0	—	—	0	54
Bruce Coslet, TE 1969-76	8	0	7	1	—	—	0	48
Charlie Joiner, WR 1972-75	4	0	8	0	—	—	0	48
Ian Sunter, K 1980	1	0	0	0	15/15	11/20	0	48
Fred Willis, RB 1971-72	2	7	0	0	—	—	0	42
Ed Williams, RB 1974	1	5	2	0	—	—	0	42
Billy Brooks, WR 1976-79	4	0	7	0	—	—	0	42
Jack Thompson, QB 1979-82	4	6	0	0	—	—	0	36
Tony Davis, RB 1976-78	3	5	0	1 (1PR)	—	—	0	36
Boomer Esiason, QB 1984-89	6	5	0	0	—	—	0	30
Ken Riley, CB 1969-83	15	0	0	5 (5INT)	—	—	0	30
Pai McNally, WR 1976-85	10	0	5	0	—	—	0	30
Eric Kattus, TE 1986-90	5	0	5	0	—	—	0	30
Eric Ball, RB 1989-90	2	4	1	0	—	—	0	30
Virgil Carter, QB 1970-73	4	4	0	0	1/1	—	0	25
Anthony Munoz, T 1980-89	10	0	4	0	—	—	0	24
Mike Martin, WR 1983-89	7	0	6	0	—	—	0	36
Reggie Williams, LB 1976-89	14	0	0	3 (1INT,1BP,1FR)	—	—	3	24
Tommy Casanova, S 1972-77	6	0	0	4 (2INT,1PR,1FR)	—	—	0	24
Al Beauchamp, LB 1969-75	7	0	0	3 (2INT,1FR)	—	—	0	18
Scott Perry, CB 1976-79	4	0	0	3 (2INT,1BP)	—	—	0	18
Louis Breeden, CB 1978-87	10	0	0	3 (3INT)	—	—	0	18
James Griffin, S 1983-85	3	0	0	3 (3INT)	—	—	0	18
Sam Wyche, QB 1968-70	3	3	0	0	—	—	0	18
Türk Schonert, QB 1980-85, 87-89	9	3	0	0	—	—	0	18
Warren McVea, WR 1968	1	1	2	0	—	—	0	18
Rick Walker, TE 1977-79	3	0	3	0	—	—	0	18
Ray Griffin, CB 1978-84	7	0	0	3	—	—	0	18
David Verser, WR 1981-84	4	0	3	0	—	—	0	18
Willie Shelby, CB 1976-77	2	0	0	2 (1K0, 1)	—	—	0	12
Deacon Turner, RB 1978-80	3	1	1	0	—	—	0	12
John Reaves, QB 1975-78	4	2	0	0	—	—	0	12
Royce Berry, DE 1969-75	7	0	0	2	—	—	0	12
Robert Jackson, S 1981-89	9	0	0	2 (2INT)	—	—	0	12
Ray Horton, 1983-88	6	0	0	2 (2INT)	—	—	0	12
Harold Green, RB 1990	1	1	1	0	—	—	0	12
Rod Sherman, WR 1968	1	0	1	0	4/4	1/0	0	10
David Fulcher, S 1986-90	5	0	0	1 (1INT)	—	—	1	8

Mike Barber, WR 1990	1	0	1	0	—	—	0	6
Glen Bujnoch, G 1976-82	7	1	0	0	—	—	0	6
Jim Corbett, TE 1977-81	5	0	1	0	—	—	0	6
Bill Johnson, RB 1985-88	4	1	0	0	—	—	0	6
Marc Logan, RB 1987-88	2	1	0	0	—	—	0	6
Greg Cook, QB 1969-74	6	1	0	0	—	—	0	6
Tom Smiley, RB 1968	1	1	0	0	—	—	0	6
David McCluskey, RB 1987	1	1	0	0	—	—	0	6
Jeff Hayes, P 1986	1	1	0	0	—	—	0	6
Jim Hargrove, RB 1981	1	1	0	0	—	—	0	6
Bobby Hunt, S 1968-69	2	0	0	1	—	—	0	6
Wayne Clark, QB 1974	1	1	0	0	—	—	0	6
Wade Russell, T 1987	1	0	1	0	—	—	0	6
John McDaniel, WR 1974-77	4	0	1	0	—	—	0	6
Ira Hillary, WR 1987-89	3	0	2	0	—	—	0	12
Charlie King, S 1968-69	2	0	0	1	—	—	0	6
Jim Griffin, DE 1968-69	2	0	0	1	—	—	0	6
Neal Craig, S 1971-73	3	0	0	1	—	—	0	6
Marvin Cobb, S 1975-79	5	0	0	1	—	—	0	6
Bob Maddox, DE 1974	1	0	0	1	—	—	0	6
Melvin Morgan, CB 1972-73	2	0	0	1	—	—	0	6
Dick Jauron, S 1978-81	4	0	0	1 (1INT)	—	—	0	6
Howie Kurnick, LB 1979	1	0	0	1	—	—	0	6
Jim LeClair, LB 1972-83	12	0	0	1	—	—	0	6
John Simmons, CB 1981-86	6	0	0	1 (1INT)	—	—	0	6
Mike St. Clair, DE 1980-82	3	0	0	1	—	—	0	6
Bo Harris, LB 1975-82	8	0	0	1	—	—	0	6
Leo Barker, LB 1984-89	4	0	0	1	—	—	0	6
Lewis Billups, CB 1986-89	4	0	0	1	—	—	0	6
Massimo Manca, K 1987	1	0	0	0	3/3	2/1	0	6
Mitchell Price, PR 1990	1	0	0	1 (1PR)	—	—	0	6
Barney Bussey, S 1986-90	5	0	0	1	—	—	0	6
Team, 1968-88	21	0	0	0	—	—	3	6
Lee Johnson, P 1988-89	2	0	0	0	0/1	2/1	0	3
Sherman White, DE 1972-75	4	0	0	0	—	—	1	2
Ron Carpenter, DE 1969-76	8	0	0	0	—	—	1	2
Coy Bacon, DE 1976-78	3	0	0	0	—	—	1	2
Gary Burley, DE 1976-83	8	0	0	0	—	—	1	2
Scott Schutt, LB 1987	1	0	0	0	—	—	1	2
Leon White, LB 1986-89	4	0	0	1	—	—	1	8
Ross Browner, DE 1979-86	8	0	0	0	—	—	1	2
Sandro Vitiello, K 1980	1	0	0	0	1/1	2/0	0	1

CINCINNATI BENGALS — ALLTIME PASSING STATISTICS

PLAYER	Yrs	Att	Com	PCT	Yds	TDS	PCT	INT	PCT	Avg	Rating
Greg Cook, QB 1969-74	6	200	107	53.5	1,865	15	7.5	11	5.5	9.33	87.7
Boomer Esiason, QB 1984-90	7	2687	1520	56.6	21,381	150	5.6	88	3.6	8.00	85.8
Eric Wilhelm, QB 1989-90	2	75	42	56.0	542	4	5.3	2	2.7	7.2	85.5
Sam Wyche, QB 1968-70	3	220	115	52.3	1,743	12	5.5	8	3.6	7.92	82.0
Ken Anderson, QB 1971-86	16	4475	2654	59.3	32,838	197	4.4	160	3.6	7.34	81.9
Turk Schonert, QB 1980-85, 87-88	9	350	216	62.1	2,756	7	2.0	12	3.4	7.87	79.3
Virgil Carter, QB 1970-73	4	582	328	56.4	3,850	22	3.8	20	3.4	6.62	75.2
Dewey Warren, QB 1968	1	80	47	58.8	506	1	1.3	4	5.0	6.32	60.9
Jon Stofa, QB 1968-69	2	177	85	48.0	896	5	2.8	5	2.8	5.06	60.8
Jack Thompson, QB 1979-82	4	370	175	47.3	2,072	13	3.5	19	5.1	5.60	55.3
John Reaves, QB 1975-78	4	276	131	47.5	1,546	7	2.5	17	6.2	5.60	47.5
Less than 25 attempts:											
Lee Johnson	7	1	1	100.00	4	100.0	0	100.0	0	100.0	100.0
Archie Griffin, RB 1976-83	8	4	3	75.0	39	2	50.0	0	0.0	9.75	144.9
Lerwil Elliott, RB 1973-78	6	1	1	100.0	17	0	0.0	0	0.0	17.00	118.8
Pat McInally, WR & P 1976-85	10	4	3	75.0	81	0	0.0	0	0.0	20.30	116.7
Jack Gehrke, WR 1969-70	2	1	1	100.0	13	0	0.0	0	0.0	13.00	116.7
Billy Brooks, WR 1976-79	4	2	1	50.0	8	1	50.0	0	0.0	4.00	100.1
Dale Livingston, P 1968-69	2	2	2	100.0	15	0	0.0	0	0.0	7.50	97.9
Adrian Breert, QB 1987	1	8	3	37.5	9	1	12.5	0	0.0	1.13	85.4
Stan Fritts, RB 1975-76	2	4	2	50.0	31	0	0.0	0	0.0	7.75	76.1
David Walter, QB 1987	1	21	10	47.6	113	0	0.0	0	0.0	5.38	64.2
Dave Green, P 1974-75	2	3	1	33.3	22	0	0.0	0	0.0	7.33	60.4
Fred Willis, RB 1971-72	2	2	1	50.0	8	0	0.0	0	0.0	4.00	58.3
Dave Lewis, QB & P 1970-73	4	14	6	42.9	57	0	0.0	0	0.0	4.07	54.8
Rob Hertel, QB 1978	1	4	1	25.0	9	0	0.0	0	0.0	2.25	36.5
Wayne Clark, QB 1974	1	22	9	40.9	93	0	0.0	3	13.6	4.22	12.1

Ben Bennett, RB 1987	1	8	2	33.3	25	0	0.0	1	16.7	4.17	7.0
Steve Krieger, WR 1979-86	8	7	2	28.6	13	0	0.0	1	14.3	1.86	4.8
Todd Philcox	1	2	0	0.0	0	0	0.0	0	0.0	0.00	0.0
Cris Collinsworth, WR 1981-88	8	1	0	0.0	0	0	0.0	1	100.0	0.00	—
Rex Keeling, P 1968	1	1	0	0.0	0	0	0.0	0	0.0	0.00	—
Marvin Cobb, S 1975-79	5	1	0	0.0	0	0	0.0	0	0.0	0.00	—
Lynn James	1	1	0	0.0	0	0	0.0	0	0.0	0.00	—

BENGALS LEADERS BY YEARS

RUSHING

YEAR	NAME	NO.	YDS.	AVG.	LG	TD
1968	Paul Robinson	238	1023	4.3	87	8
1969	Jess Phillips	118	578	4.9	83	3
1970	Jess Phillips	163	648	4.0	76	4
1971	Fred Willis	135	590	4.4	36	7
1972	Essex Johnson	232	825	3.6	19	4
1973	Essex Johnson	195	997	5.1	46	4
1974	Charlie Davis	72	375	5.2	29	0
1975	Boobie Clark	167	594	3.6	17	4
1976	Boobie Clark	151	671	4.4	24	7
1977	Pete Johnson	152	583	3.8	65	4
1978	Pete Johnson	180	762	4.2	50	7
1979	Pete Johnson	243	865	3.6	35	14
1980	Pete Johnson	186	747	4.0	57	6
1981	Pete Johnson	274	1077	3.9	39	12
1982	Pete Johnson	156	622	4.0	21	7
1983	Pete Johnson	210	763	3.6	16	14
1984	Larry Kinnebrew	154	623	4.0	23	0
1985	James Brooks	192	929	4.8	39	7
1986	James Brooks	205	1087	5.3	56	5
1987	Larry Kinnebrew	145	570	3.9	52	8
1988	Ickey Woods	203	1066	5.3	56	15
1989	James Brooks	221	1239	5.6	65	7
1990	James Brooks	195	1004	5.1	56	5

PASSING

YEAR	NAME	ATT.	COMP.	YDS.	PCT.	TD	INT.
1968	John Stofa	177	85	896	48.0	5	5
1969	Greg Cook	197	106	1854	53.8	15	11
1970	Virgil Carter	278	143	1647	51.4	9	9
1971	Virgil Carter	222	138	1624	62.2	10	7
1972	Ken Anderson	301	171	1918	56.8	7	7
1973	Ken Anderson	329	179	2428	54.7	18	12
1974	Ken Anderson	328	213	2667	64.9	18	10
1975	Ken Anderson	377	228	3169	60.5	21	11
1976	Ken Anderson	338	179	2367	53.0	19	14
1977	Ken Anderson	323	166	2145	51.4	11	11
1978	Ken Anderson	319	173	2219	54.2	10	22
1979	Ken Anderson	339	189	2340	55.7	16	10
1980	Ken Anderson	275	166	1778	60.4	6	13
1981	Ken Anderson	479	300	3754	62.6	29	10
1982	Ken Anderson	309	218	2501	70.5	12	9
1983	Ken Anderson	297	198	2329	66.7	12	13
1984	Ken Anderson	275	175	2107	63.6	10	12
1985	Boomer Esiason	431	251	3443	58.2	27	12
1986	Boomer Esiason	469	273	3959	58.2	24	17
1987	Boomer Esiason	440	240	3321	54.5	16	19
1988	Boomer Esiason	388	223	3572	57.5	28	14
1989	Boomer Esiason	455	258	3525	56.7	28	11
1990	Boomer Esiason	402	224	3031	55.7	24	22

RECEIVING

YEAR	NAME	NO.	YDS.	AVG.	LG	TD
1968	Bob Trumpy	37	639	17.3	80	3
1969	Eric Crabtree	40	855	21.4	73	7
1970	Chip Myers	32	542	16.9	56	1
1971	Bob Trumpy	40	531	13.3	44	4
1972	Chip Myers	57	792	13.9	42	3
1973	Isaac Curtis	45	843	18.7	77	9
	Boobie Clark	45	347	7.7	39	0
1974	Chip Myers	32	383	11.7	22	1
1975	Isaac Curtis	44	934	21.2	55	7
1976	Isaac Curtis	42	771	18.7	85	6

1977	Billy Brooks	39	772	19.8	94	4
1978	Isaac Curtis	47	737	15.7	57	3
1979	Don Bass	58	724	12.5	50	3
1980	Dan Ross	56	724	12.9	37	5
1981	Dan Ross	71	910	12.8	37	1
1982	Cris Collinsworth	49	700	14.3	50	5
1983	Cris Collinsworth	66	1126	17.0	63	6
1984	Cris Collinsworth	65	1000	15.4	57	5
1985	Cris Collinsworth	65	1125	17.3	71	5
1986	Cris Collinsworth	62	1024	16.5	46	10
1987	Eddie Brown	44	608	13.8	47	3
1988	Eddie Brown	53	1273	24.0	86	9
1989	Tim McGee	65	1211	18.6	74	8
1990	Eddie Brown	44	706	16.0	50	9

PUNT RETURNS

YEAR	NAME	NO.	YDS.	AVG.	LG	TD
1968	Essex Johnson	22	111	5.1	45	0
1969	Essex Johnson	17	85	5.0	17	0
1970	Lemar Parrish	23	194	8.4	79	1
1971	Lemar Parrish	12	93	7.8	47	0
1972	Tom Casanova	30	289	9.6	66	1
1973	Lemar Parrish	25	200	8.0	47	0
1974	Lemar Parrish	18	338	18.8	90	2
1975	Lyle Blackwood	23	123	5.3	31	0
1976	Willie Shelby	21	162	7.7	30	0
1977	Tony Davis	19	220	11.6	70	0
1978	Tony Davis	22	130	5.9	12	0
1979	Vaughn Lusby	32	260	8.1	40	0
1980	Cleotha Montgomery	31	223	7.2	42	0
1981	Mike Fuller	23	176	7.7	34	0
1982	Mike Fuller	17	95	5.6	13	0
1983	Mike Martin	23	227	9.3	19	0
1984	Mike Martin	24	376	15.7	55	1
1985	Mike Martin	32	268	8.4	26	0
1986	Mike Martin	13	96	7.4	14	0
1987	Mike Martin	28	277	9.9	21	0
1988	Ira Hillary	17	186	9.8	20	0
1989	Mike Martin	15	107	7.1	17	0
1990	Mitchell Price	29	251	8.7	66	1

KICKOFF RETURNS

YEAR	NAME	NO.	YDS.	AVG.	LG	TD
1968	Warren McVea	14	310	22.1	30	0
1969	Essex Johnson	16	362	22.6	51	0
1970	Lemar Parrish	16	482	30.1	95	1
1971	Paul Robinson	18	335	18.6	37	0
1972	Bernard Jackson	21	499	22.7	62	0
1973	Bernard Jackson	22	547	24.8	41	0
1974	Bernard Jackson	29	722	24.9	45	0
1975	Bernard Jackson	25	587	23.5	39	0
1976	Willie Shelby	30	761	25.4	97	1
1977	Willie Shelby	19	403	21.2	38	0
1978	Ray Griffin	37	787	21.3	39	0
1979	Deacon Turner	55	1149	20.9	36	0
1980	Cleotha Montgomery	44	843	19.2	40	0
1981	David Verser	29	687	23.7	78	0
1982	David Verser	16	320	20.0	33	0
1983	David Verser	13	243	18.6	25	0
1984	Stanford Jennings	22	452	20.5	46	0
1985	Mike Martin	48	1104	23.0	45	0
1986	Tim McGee	43	1007	23.4	94	0
1987	Barney Bussey	21	406	19.3	34	0
1988	Stanford Jennings	32	684	21.4	98	1
1989	Stanford Jennings	26	525	20.2	33	0
1990	Stanford Jennings	29	584	20.1	33	0

PASS INTERCEPTIONS

YEAR	NAME	NO.	YDS.	AVG.	LG	TD
1968	Jess Phillips	3	26	8.7	23	0
1969	Fletcher Smith	4	67	16.7	29	0
	Ken Riley	4	66	16.5	66	0
1970	Lemar Parrish	5	28	5.6	66	1
1971	Lemar Parrish	7	105	15.0	65	1
1972	Tom Casanova	5	108	21.6	33	0
1973	Tom Casanova	4	33	8.1	16	0
1974	Ken Riley	5	33	6.6	19	0
1975	Ken Riley	6	76	12.7	30	1
1976	Ken Riley	9	141	15.7	53	1
1977	Lemar Parrish	3	95	31.6	47	1
	Reggie Williams	3	67	22.3	54	1
1978	Dick Jauron	4	52	13.0	24	1
1979	Dick Jauron	6	41	6.8	12	0
1980	Louis Breeden	7	91	13.0	29	0
1981	Ken Riley	5	6	1.2	6	0
1982	Ken Riley	5	88	17.6	56	1
1983	Ken Riley	8	89	11.1	42	2
1984	Louis Breeden	4	96	24.0	70	0
	Robert Jackson	4	32	8.0	28	1
	Bobby Kemp	4	27	8.0	14	0
1985	James Griffin	7	118	16.6	33	1
1986	Louis Breeden	7	72	10.3	36	1
	David Fulcher	3	30	10.0	28	0
1987	Robert Jackson	3	49	16.3	29	0
	David Fulcher	3	30	10.0	28	0
1988	Eric Thomas	7	61	8.7	37	0
1989	David Fulcher	8	87	10.9	22	0
1990	David Fulcher	4	20	5.0	18	0
	Barney Bussey	4	37	9.3	18	0

BENGALS RECORD SINCE MERGER

The Cincinnati Bengals are 164-148 in games played since the 1970 AFL-NFL merger. Cincinnati has won four AFC Central Division titles and has been in the playoffs six times. The Bengals post-season record is 5-7 and their Super Bowl record is 0-2.

BENGALS ON MONDAY NIGHTS

The Cincinnati Bengals are 7-13 on Monday Night Football. The Bengals were 1-1 on Monday Night Football last season, defeating Cleveland and losing to Seattle. The Bengals are 1-1 on games played on Thursday night and Sunday night.

BENGALS HOME/ROAD RECORDS (Past Seven Seasons)

	TOTAL	HOME	ROAD	PLAYOFFS
1984	8-8	5-3	3-5	None
1985	7-9	5-3	2-6	None
1986	10-6	6-2	4-4	None
1987	4-11	1-7	3-4	None
1988	12-4	8-0	4-4	None
1989	8-8	5-3	3-5	2-1*
1990	9-7	5-3	4-4	1-1
Totals	58-53	35-21	22-32	3-2

BENGALS ON OPENING DAY

The Cincinnati Bengals are 12-11 on opening game National Football League battles. Their longest opening day winning streak is four and their longest opening day losing streak is four. Cincinnati won last season's opener 25-20 over the New York Jets at Riverview Stadium in Cincinnati.

CINCINNATI BENGALS ALLTIME ATTENDANCE

HOME ATTENDANCE

YEAR	PRESEASON	REGULAR SEASON	TOTAL
1968	41,793	180,362	222,155
1969	49,142	191,091	240,233
1970	163,920	407,757	571,677
1971	166,461	414,769	581,230
1972	167,411	397,488	564,899
1973	167,585	386,405	553,990
1974	119,252	368,368	487,620
1975	98,205	365,989	464,103
1976	94,415	362,908	457,323
1977	103,258	320,530	423,788
1978	93,928	355,451	449,379
1979	88,404	330,946	419,350
1980	80,883	367,240	448,123
1981	41,713	422,430	464,143
1982	88,723	215,133	303,856
1983	86,929	398,261	485,190
1984	41,715	390,047	431,762
1985	81,486	424,582	506,068
1986	88,817	433,081	521,567
1987	46,289	360,999	407,288
1988	42,746	441,586	484,332
1989	48,615	440,906	489,521
1990	56,451	473,288	529,739
TOTALS	2,068,141	8,935,411	11,003,552

BENGAL SELLOUTS

The Cincinnati Bengals have sold out 27 consecutive home games, dating from the 1988 season.

AWAY ATTENDANCE

YEAR	PRESEASON	REGULAR SEASON	TOTAL
1968	49,699	269,780	319,479
1969	66,632	342,855	409,487
1970	123,735	350,091	473,836
1971	154,781	394,412	549,193
1972	185,311	433,549	618,860
1973	207,515	368,201	575,716
1974	127,058	369,816	496,874
1975	221,956	355,882	577,838
1976	200,828	349,557	550,385
1977	203,696	357,528	561,224
1978	116,974	400,036	517,010
1979	107,069	443,562	550,631
1980	126,645	409,992	536,637
1981	183,792	391,168	574,960
1982	92,451	229,561	313,912
1983	74,112	475,348	549,460
1984	111,837	428,586	540,423
1985	96,117	402,529	498,646
1986	54,485	428,175	482,660
1987	143,723	338,817	482,540
1988	130,235	427,564	657,799
1989	144,443	505,593	650,036
1990	118,254	468,016	586,270
TOTALS	3,041,348	8,931,618	11,945,966

CINCINNATI BENGALS DRAFT CHOICES

BENGALS 1991 DRAFT CHOICES

Rd.	Player	Pos.	College
1	Alfred Williams	LB	Colorado
2	Lamar Rogers	DE	Auburn
3	Bob Dahl	DE	Notre Dame
4	Donald Hollas	QB	Rice
4a	Rob Carpenter	WR	Syracuse
5	Mike Arthur	C	Texas A&M
6	Richard Fain	CB	Florida
7	Fernandus Vinson	S	North Carolina State
8	Mike Dingle	RB	South Carolina
9	Shane Garrett	WR	Texas A&M
10	Jim Lavin	T	Georgia Tech
11	Chris Smith	TE	Brigham Young
12	Antoine Bennett	CB	Florida A&M

BENGALS 1990 DRAFT CHOICES

Rd.	Player	Pos.	College
1	James Francis	LB	Baylor
2	Harold Green	RB	South Carolina
3	Bernard Clark	LB	Miami (Fla.)
4	Mike Brennan	T	Notre Dame
5	Lynn James	WR	Arizona State
6	Don Odegard	CB	UNLV
7	Craig Ogletree	LB	Auburn
8	Doug Wellsand	TE	Washington State
9	Mitchell Price	CB	Tulane
10	Eric Crigler	T	Murray State
11	Tim O'Connor	T	Virginia
12	Andre Riley	WR	Washington

BENGALS 1989 DRAFT CHOICES

Rd.	Player	Pos.	College
1	Cincinnati traded first round selection to Atlanta for its seventh pick in the second round, fifth in the fourth and fifth in the 10th.		
2	Eric Ball	RB	UCLA
2a	Freddie Childress	G	Arkansas
3	Erik Wilhelm	QB	Oregon State
4	Kerry Owens	LB	Arkansas
4a	Rob Woods	T	Arizona
5	Natu Tuatagaloa	NT	California
6	Craig Taylor	RB	West Virginia
7	Kendal Smith	WR-K-PR	Utah State
8	Chris Chenault	LB	Kentucky
9	Richard Stephens	T	Tulsa
10	Cornell Holloway	CB	Pittsburgh
10a	Bob Jean	QB	New Hampshire
11	Dana Wells	NT	Arizona
12	Scott Jones	T	Washington

BENGALS 1988 DRAFT CHOICES

Rd.	Player	Pos.	College
1	Rickey Dixon	CB	Oklahoma
2	Elbert Woods	RB	Nevada-Las Vegas
3	Kevin Walker	LB	Maryland
4	David Grant	NT	West Virginia
5	Herb Wester	T	Iowa
6	Paul Jetton	G-C	Texas
7	Richard Romer	LB	Union (N.Y.)
8	Curtis Maxey	NT	Grambling St.
9	Brandy Wells	DB	Notre Dame
10	Ellis Dillahunt	DB	East Carolina
11	Paul Hickert	K	Murray State
12	Carl Parker	WR	Vanderbilt

BENGALS 1987 DRAFT CHOICES

Rd.	Player	Pos.	College
1	Jason Buck	DE	Brigham Young
2	Eric Thomas	CB	Tulane

3	Leonard Bell	FS	Indiana
3a	Skip McClendon	DE	Arizona State
4	Jim Riggs	TE	Clemson
5	Marc Logan	RB	Kentucky
5a	Greg Horne	P-PK	Arkansas
6	Sonny Gordon	FS	Ohio State
7	Chris Thatcher	G-C	Lafayette
8	Solomon Wilcots	CB	Colorado
9	Craig Raddatz	LB	Wisconsin
10	David McCluskey	RB	Georgia
11	Jim Warne	T	Arizona State
12	Johnathan Holifield	RB	West Virginia

BENGALS 1986 DRAFT CHOICES

Rd.	Player	Pos.	College
1	Joe Kelly	LB	Washington
1a	Tim McGee	WR	Tennessee
2	Lewis Billups	CB	North Alabama
3	Jim Skow	DE	Nebraska
3a	Mike Hammerstein	DE	Michigan
3b	Dave Fulcher	S	Arizona State
4	Eric Kattus	TE	Michigan
4a	Doug Gaynor	QB	Cal State-Long Beach
5	Leon White	LB	Brigham Young
6	Gary Hunt	CB	Memphis State
7	Pat Franklin	RB	Southwest Texas State
8	David Douglas	T	Tennessee
9	Cary Whittingham	LB	Brigham Young
10	Jeff Shaw	NT	Salem College
11	Tim Stone	T	Kansas State
11a	Tom Flaherty	LB	Northwestern
12	Steve Bradley	QB	Indiana

BENGALS 1985 DRAFT CHOICES

Rd.	Player	Pos.	College
1	Eddie Brown	WR	Miami, Fla.
1a	Emanuel King	LB	Alabama
2	Carl Zander	LB	Tennessee
3	Sean Thomas	CB	Texas Christian
4	Anthony Tuggle	CB	Nicholls State
5	Anthony Degrate	NT	Texas
5a	Lee Davis	CB	Mississippi
6	Eric Stokes	T	Northeastern
6a	Keith Lester	TE	Murray State
7	Kim Locklin	RB	New Mexico State
7a	Joe Walter	T	Texas Tech
8	Dave Strobel	LB	Iowa
9	Keith Cruise	DE	Northwestern
10	Bernard King	LB	Syracuse
11	Harold Stanfield	TE	Mississippi College
12	Louis Garza	T	New Mexico State

BENGALS 1984 DRAFT CHOICES

Rd.	Player	Pos.	College
1	Ricky Hunley	LB	Arizona
1a	Pete Koch	DE	Maryland
1b	Brian Blados	T-G	North Carolina
2	Boomer Esiason	QB	Maryland
3	Stanford Jennings	RB	Furman
4	John Farley	RB	Cal State-Sacramento
5	Barney Bussey	DB	South Carolina State
6	Don Kern	TE	Arizona State
7	Leo Barker	LB	New Mexico State
8	Bruce Reimers	T	Iowa State
9	Bruce Kozerski	T-C	Holy Cross
10	Aaron Jackson	LB	North Carolina
10a	Brent Ziegler	RB	Syracuse
11	Steve McKeaver	RB	Central State- Oklahoma
12	Steve Racquet	LB	Holy Cross

BENGALS 1983 DRAFT CHOICES

Rd.	Player	Pos.	College
1	Dave Rimington	C	Nebraska
2	Ray Horton	CB	Washington
3	Jimmy Turner	CB	UCLA
4	Steve Maidlow	LB	Michigan State
5	Jeff Christensen	QB	Eastern Illinois
6	Kiki DeAyala	LB	Texas
6a	Larry Kinnebrew	RB	Tennessee State
7	James Griffin	S	Middle Tennessee
8	Mike Martin	WR	Illinois
9	Stanley Wilson	RB	Oklahoma
10	Tim Krumrie	NT	Wisconsin
11	Gary Williams	WR	Ohio State
12	Andre Young	LB	Bowling Green

BENGALS 1982 DRAFT CHOICES

Rd.	Player	Pos.	College
1	Glen Collins	DE	Mississippi State
2	Emanuel Weaver	NT	South Carolina
3	Rodney Holman	TE	Tulane
4	Rodney Tate	RB	Texas
5	Paul Sorensen	DB	Washington State
6	Arthur King	NT	Grambling
7	Ben Needham	LB	Michigan
8	Kari Yli-Renko	T	Cincinnati
9	James Bennett	WR	NW Louisiana
10	Larry Hogue	CB	Utah State
11	Russell Davis	RB	Idaho
12	Dan Feraday	QB	Toronto

BENGALS 1981 DRAFT CHOICES

Rd.	Player	Pos.	College
1	David Verser	WR	Kansas
2	Cris Collinsworth	WR	Florida
3	John Simmons	CB	SMU
4	Guy Frazier	LB	Wyoming
5	Benjie Pryor	TE	Pittsburgh
6	Rex Robinson	PK	Georgia
7	Jeff Schuh	LB	Minnesota
8	Bobby Kemp	S	Fullerton
9	Jim Hannula	T-P	No. Illinois
9a	Samoa Samoa	RB	Washington State
10	Hubert Simpson	RB	Tennessee
11	Robert Jackson	S	Central Michigan
12	Mark O'Connell	QB-K	Ball State

BENGALS 1980 DRAFT CHOICES

Rd.	Player	Pos.	College
1	Anthony Munoz	T	USC
2	Kirby Criswell	LB	Kansas
3	Rod Horn	DL	Nebraska
4	Bill Glass	G	Baylor
5	Bryan Hicks	S	McNeese State
6	Jo Jo Heath	KR-DB	Pittsburgh
6a	Andrew Melontree	LB	Baylor
7	Ron Simpkins	LB	Michigan
7a	Gary Don Johnson	DT	Baylor
8	Mark Lyles	RB	Florida State
9	Greg Bright	S	Morehead
10	Sandro Vitiello	K	Massachusetts
11	Alton Alexis	WR	Tulane
12	Mike Wright	QB	Vanderbilt

BENGALS 1979 DRAFT CHOICES

Rd.	Player	Pos.	College
1	Jack Thompson	WR	Washington State
1a	Charles Alexander	RB	LSU
2	Dan Ross	TE	Northeastern
3	Barney Cotton	G	Nebraska
4	James White	DT	Albany State
4a	Vaughn Lusby	CB	Arkansas
5	Casey Merrill	DE	Cal-Davis

6	Steve Kreider	WR	Lehigh
7	Max Montoya	T	UCLA
8	Howie Kurnick	LB	Cincinnati
9	Scott Burk	S	Oklahoma State
10	Nathan Poole	RB	Louisville
11	Ken Bungarda	DE	Missouri
12	Jim Browner	S	Notre Dame

BENGALS 1978 DRAFT CHOICES

Rd.	Player	Pos.	College
1	Ross Browner	DE	Notre Dame
1a	Blair Bush	C	Washington
2	Ray Griffin	CB	Ohio State
2a	Deacon Turner	RB	San Diego State
3	Ted Vincent	DT	Wichita State
3a	Don Bass	WR	Houston
4	Dennis Law	WR	East Tennessee State
5	Tom Dinkel	LB	Kansas
5a	Rob Hertel	QB	USC
6	Steve Geise	RB	Penn State
7	Joe Branson	S	Livingston (N.C.)
7a	Danny Bass	T	Elon (N.C.)
8	Bill Miller	T	Western Illinois
9	Ron Shumon	LB	Wichita State
10	Tom Depaso	LB	Penn State
11	Cal Prince	RB	Louisville
11a	Mark Donahue	G	Michigan
12	Kim Featsent	WR	Kent State

BENGALS 1977 DRAFT CHOICES

Rd.	Player	Pos.	College
1	Eddie Edwards	DE	Miami, Florida
1a	Wilson Whitley	DT	Houston
1b	Mike Cobb	TE	Michigan State
2	Pete Johnson	RB	Ohio State
3	Mike Voight	RB	North Carolina
4	Rick Walker	TE	UCLA
4a	Mike Wilson	T	Georgia
4b	Jerry Anderson	CB	Oklahoma
5	Ray Phillips	LB	Nebraska
6	Tom Duniven	QB	Texas Tech
7	Louis Breeden	DB	North Carolina Central
7a	Jim Corbett	TE	Pittsburgh
8	Jose Saint-Victor	G	Syracuse
9	Willie Zackery	WR	Central State
10	Bob Bialik	P	Hillsdale, Michigan
11	Joel Parrish	G	Georgia
11a	Carl Allen	DB	Southern Mississippi
12	Alex Percival	WR	Morehouse College

BENGALS 1976 DRAFT CHOICES

Rd.	Player	Pos.	College
1	Billy Brooks	WR	Oklahoma
1a	Archie Griffin	RB	Ohio State
2	Glen Bujnoch	G	Texas A&M
2a	Chris Bahr	PK	Penn State
3	Danny Reece	DB	USC
3a	Reggie Williams	LB	Dartmouth
4	Tony Davis	RB	Nebraska
4a	Greg Fairchild	T-G	Tulsa
5	Willie Shelby	DB-WR	Alabama
5a	Scott Perry	DB	Williams
6	Orlando Nelson	TE	Utah State
7	Bob Bateman	QB	Brown
7a	Carmen P. Rome	DB	Miami, Ohio
7b	Ken Kuhn	LB	Ohio State
8	Ron Hunt	T	Oregon
9	Donnie Allgood	WR	Syracuse
10	Tom Klaban	K	Ohio State
11	Melvin Morgan	DB	Mississippi Valley
12	Joe Dale Harris	WR	Alabama
13	Randy Walker	RB	Miami, Ohio

14	Greg Coleman	P-PK	Florida A&M
15	Lynn Hieber	QB	Indiana U. of Pa.
16	George Demopoupous	C	Miami, Florida
17	Scott Dannelley	T-G	Ohio State

BENGALS 1975 DRAFT CHOICES

Rd.	Player	Pos.	College
1	Glenn Cameron	LB	Florida
2	Al Krevis	T	Boston College
3	Gary Burley	DE	Pittsburgh
3a	Gary Sheide	QB	Brigham Young
3b	Bo Harris	LB	LSU
4	Stan Fritts	RB	North Carolina State
5	Pat McNally	P-WR	Harvard
5a	Jeff West	P-TE	Cincinnati
6	Tom Shuman	QB	Penn State
6a	Rollen Smith	CB	Arkansas
7	Cris Devlin	LB	Penn State
8	Ricky Davis	S	Alabama
9	Greg Dubinetz	G	Yale
9a	Lofell Williams	WR-RB	Virginia Union
10	Rocky Felker	DE	Mississippi State
11	Marvin Cobb	CB	USC
12	Jack Novak	TE	Wisconsin
13	Ron Rosenberg	LB	Montana
14	Frank Haywood	DT	North Carolina State
15	Greg Enright	PK	Southern Oregon
16	John Tuttle	WR	Kansas State
17	Elvin Charity	CB	Yale

BENGALS 1974 DRAFT CHOICES

Rd.	Player	Pos.	College
1	Bill Kollar	DT	Montana State
2	Charles Davis	RB	Colorado
3	Dave Lapham	T	Syracuse
3a	Evan Jolitz	LB	Cincinnati
4	Mike Boryla	QB	Stanford
4a	Daryl White	G	Nebraska
4b	Richard Williams	WR	Abilene Christian
5	Haskel Stanback	RB	Tennessee
5a	Richard Bishop	DT	Louisville
6	Robin Sinclair	DB	Washington State
6a	William Bryant	DB	Grambling
7	Ken Sawyer	DB	Syracuse
8	John McDaniel	WR	Lincoln
9	Ed Johnson	DE	SMU
10	Chuck Herd	WR	Penn State
11	Ed Kezirian	T	UCLA
12	Rudy McClinton	DB	Xavier
13	Ted Jornov	LB	Iowa State
14	Mike Phillips	DE	Cornell
15	Isaac Jackson	RB	Kansas City
16	Daryl Bishop	DB	Kentucky

BENGALS 1973 DRAFT CHOICES

Rd.	Player	Pos.	College
1	Isaac Curtis	WR	San Diego State
2	Al Chandler	TE	Oklahoma
3	Tim George	WR	Carson-Newman
4	None		
5	Bob McCall	RB	Arizona
6	Bob Jones	CB	Virginia State
7	Bob Maddox	DT-DE	Frostburg State
8	Joe Wilson	RB	Holy Cross
9	John Dampeer	G	Notre Dame
10	Lenvil Elliott	RB	NE Missouri State
11	William Montgomery	DB	Morehouse (Georgia)
12	Boobie Clark	RB	Bethune-Cookman
13	Brooks West	DT	Texas-El Paso
14	Hurles Scales	DB	North Texas State
15	Ted McNulty	QB	Indiana
16	Harry Unger	RB	Auburn
17	Wayne Estabrook	QB	Whittier

BENGALS 1972 DRAFT CHOICES

Rd.	Player	Pos.	College
1	Sherman White	DE	California
2	Tommy Casanova	DB	LSU
3	Jim LeClair	LB	North Dakota
4	Bernard Jackson	DB	Washington State
5	Tom DeLeone	C	Ohio State
6	None		
7	Steve Conley	LB	Kansas
8	Dan Kratzer	WR	Missouri Valley
9	Stan Walters	T	Syracuse
10	Brian Foster	CB	Colorado
11	Kent Pedersen	TE	Cal-Santa Barbara
12	Rick Wegis	S	Cal Poly
13	James Hamilton	P-QB	Arkansas State
14	Steve Porter	WR	Indiana
15	Hosea Minneweather	DT	Jackson State
16	John Weigman	WR	Cal Poly at Pomona
17	Dave Green	P	Ohio U.

BENGALS 1971 DRAFT CHOICES

Rd.	Player	Pos.	College
1	Vernon Holland	T	Tennessee State
2	Steve Lawson	G	Kansas
3	Ken Anderson	QB	Augustana, Illinois
4	Fred Willis	RB	Boston College
5	Arthur May	DE	Tuskegee
6	None		
7	Neil Craig	S	Fisk
8	Fred Herring	CB	Tennessee State
9	Gary Gustafson	LB	Montana State
10	Jack Stambaugh	G	Oregon
11	Ed Marshall	WR	Cameron State
12	J. Rod Hayden	DE	Memphis State
13	David Knapman	TE	Central Washington
14	Irvin Mallory	DB	Virginia Union
15	Bob Thomas	RB	Arizona State
16	Mark Debevc	LB	Ohio State
17	Sam Pearson	CB	Western Kentucky

BENGALS 1970 DRAFT CHOICES

Rd.	Player	Pos.	College
1	Mike Reid	DT	Penn State
2	Ron Carpenter	DT	North Carolina State
3	Chip Bennett	LB	Abilene Christian
4	Joe Stephens	G	Jackson State
4a	Billie Hayes	DB	San Diego State
5	None		
6	Sandy Durko	S	USC
7	Lamar Parrish	CB	Lincoln U. (Mo.)
8	Bill Trout	DT	Miami (Fla.)
9	Bill Bolden	RB	UCLA
10	Nick Roman	LB	Ohio State
11	Sam Wallace	T	Grambling
12	Tom Truesdell	DE	Ohio Wesleyan
13	Paul Dunn	RB	U.S. International
14	Joe Johnson	WR	J.C. Smith
15	Marvin Weeks	DB	Alcorn A&M
16	Larry Ely	LB	Iowa
17	Richard Lee Smith	RB	Washington State

BENGALS 1969 DRAFT CHOICES

Rd.	Player	Pos.	College
1	Greg Cook	QB	Cincinnati
2	Bill Bergey	LB	Arkansas State U.
3	"Speedy" Thomas	WR	Utah
3a	Dale Livingston	P-PK	Western Michigan
4	Clem Turner	RB	Cincinnati
5	Guy Dennis	G	Florida
6	Ken Riley	CB	Florida A&M
7	Royce Berry	DE	Houston
8	Tim Buchanan	LB	Hawaii

9	Mike Stripling	RB	Tulsa
10	Steve Howell	TE	Ohio State
11	Mark Stewart	S	Georgia
12	Lonnie Paige	DT	North Carolina State
13	Chuck Benson	WR	Southern Ill.
14	Mike Wilson	RB	Dayton
15	Bill Shoemaker	PK	Stanford
16	Bill Schmitt	LB	Missouri
17	Terry Story	T	Georgia Tech

BENGALS 1968 DRAFT CHOICES

Rd.	Player	Pos.	College
1	Bob Johnson	C	Tennessee
2	Bill Staley	DE-T	Utah State
2a	Tom Smiley	RB	Lamar Tech
3	Gary Davis	QB	Vanderbilt
3a	Paul Robinson	RB	Arizona
4	Jesse Phillips	DB	Michigan State
4a	Warren McVea	RB	Houston
5	Dave Middendorf	G	Washington State
5a	Al Beauchamp	LB	Southern U.
6	Howard Fest	T	Texas
6a	Bill Kendricks	DT	Alabama A&M
6b	John Neidert	LB	Louisville
6c	Dewey Warren	QB	Tennessee
6d	Essex Johnson	RB	Grambling
6e	Elmo Maples	WR	Southern U.
6f	Sidney Ellis	DB	Jackson State
6g	Monk Williams	RB	Arkansas A&M
6h	Jim Johnson	DB	So. Carolina State
7	Steve Smith	TE	Miami (Fla.)
7a	Wes Bean	LB	Grambling
8	Harry Gunner	LB	Oregon State
8a	Ed Brantley	T	No. Texas State
9	Phil Johnson	DB	Long Beach State
9a	Steve Hanrahan	DT	Weber State
10	Wayne Patrick	RB	Louisville
10a	James Russell	TE	North Texas State
11	Wally Scott	CB	Arizona
11a	Jeff Banks	LB	U. of Pacific
12	Bob Trumpy	TE	Utah
12a	Harold Jones	T	Grambling
13	James Bivins	LB	Texas Southern
13a	Ted Washington	RB	San Diego State
14	Les Webster	RB	Iowa State
14a	Steve Lewicke	DE	Texas-El Paso
15	Harvey Palmore	G	Morgan State
15a	Joe Mira	WR	Miami (Fla.)
16	James Williams	DB	Alcorn A&M
16a	Brown Marks	LB	Indiana
17	Don Manning	LB	UCLA
17a	James Smith	TE	Jackson

SINGLE-GAME SUPER BOWL RECORDS

Most yards gained: 204 — Timmy Smith, Washington, 1988.

Longest run from scrimmage: 70 — Marcus Allen, L.A. Raiders, 1984.

Most passing yards: 357 — Joe Montana, San Francisco, 1989.

Most TD passes: 5 — Montana, 1990.

Most receptions: 11 — Dan Ross, Cincinnati, 1982; Rice, 1989.

Most reception yards: 215 — Rice, 1989.

Longest reception: 80 — Kenny King, Oakland, 1981; Ricky Sander, Washington, 1988.

Most receiving TDs: 3 — Rice, 1990.

Most points: 18 — Roger Craig, San Francisco, 1985; Rice, 1990.

Most INTs: 3 — Rod Martin, Oakland, 1981.

Highest punting avg.: 48.5 — Jerrel Wilson, Kansas City, 1970.

BENGALS TOUGH IN OT

The Cincinnati Bengals are 8-4 in overtime games:

Oct. 30, 1977 — Cincinnati 13, Houston 10, at Cincinnati; Bengals win toss. Bahr kicks 22-yard field goal at 5:51.

Sept. 10, 1978 — Cleveland 13, Cincinnati 10, at Cleveland; Browns win toss. Collins returns kickoff 41 yards to Browns' 47. Cockcroft kicks 27-yard field goal at 4:30.

Sept. 23, 1979 — Houston 30, Cincinnati 27, at Cincinnati; Oilers win toss. Parsley punts and Lusby returns to Bengals' 33. Bahr's 32-yard field goal attempt is wide right at 8:05. Parsley's punt downed on the Bengals' 5. McNally punts and Ellender returns to the Bengals' 42. Fritsch's third down, 29-yard field goal attempt hits left upright and bounces through at 14:28.

Dec. 14, 1980 Cincinnati 17, Chicago 14, at Chicago; Bengals win toss. Breech kicks 28-yard field goal at 4:23.

Sept. 27, 1981 — Cincinnati 27, Buffalo 24, at Cincinnati; Bills win toss. Cater punts into end zone for touchback. Bengals drive to Bills' 10 where Breech kicks 28-yard field goal at 9:33.

Sept. 19, 1982 — Pittsburgh 26, Cincinnati 20, at Pittsburgh; Bengals win toss. Anderson's pass intended for Krieder intercepted by Woodruff and returned 30 yards to Cincinnati 2. Bradshaw completes two-yard touchdown pass to Stallworth on first down at 1:08.

Dec. 2, 1984 — Cincinnati 20, Cleveland 17, at Cleveland; Browns win toss. Simmons returns Cox's punt 30 yards to Cleveland 35. Breech kicks 35-yard field goal seven plays later at 4:34.

Sept. 14, 1986 — Cincinnati 36, Buffalo 33, at Cincinnati; Bills win toss. Zander intercepts Kelly's first down pass and returns it to Bills' 17. Breech kicks 23-yard field goal two plays later at 0:56.

Dec. 6, 1987 — Cincinnati 30, Kansas City 27, at Cincinnati; Bengals win toss. Teams trade punts. Breech kicks 32-yard field goal 16 plays later at 9:44.

Dec. 17, 1988 — Cincinnati 20, Washington 17, at Cincinnati; Bengals win toss. Cincinnati's punt returned by Oliphant to Redskins' 16. Grant recovers Williams' fumble at Redskins' 17. Breech kicks 20-yard field goal three plays later at 7:01.

Oct. 7, 1990 — Cincinnati 34, Los Angeles Rams 31, at Anaheim, Calif. Rams win toss. Possession exchanged four times. Bengals start scoring drive from their own 11-yard line with 8:05 remaining and win on 44-yard field goal by Jim Breech with 5:41 on the clock.

Dec. 9, 1990 — San Francisco 20, Cincinnati 17 at Cincinnati. 49ers win toss and drive from their 19-yard line to the Bengals' six where Mike Cofer kicks a 23-yard field goal.

FOOTBALL OR BASEBALL?

Cincinnati Bengals' quarterback Boomer Esiason still wonders how he ended up in football instead of baseball.

He was an outstanding southpaw pitcher for East Islip (N.Y.) High School and in his senior year posted a 15-0 record and drew the attention of plenty of major league scouts.

"I can replay this a million times and I still don't know why," Esiason said. "I signed my letter of intent to Maryland, which was the only major school that recruited me for football, before my senior year in baseball.

"After my senior year in baseball, every major school in the country wanted to give me a scholarship for baseball. I even had the Seattle Mariners come to my house.

"I'm confused; I'm saying, but I've already signed a letter of intent to Maryland. What am I supposed to do? I've never been through this before.

"I decided to honor my decision to go to Maryland, but I thought I was going to be allowed to play baseball there, too.

"But that didn't happen," says Esiason. "I wasn't allowed. "To this day that was a good decision, but I was really ticked off that I couldn't play baseball."

Esiason's high school coach, Sal Campi, says Boomer could have made it in football or baseball.

"I have no doubt that Boomer could have made it in any sport that he chose, but I really felt all along that he would end up in football.

"I could just picture him with that white hair being the quarterback. he just has that charisma."

Campi had it figured out right.

CINCINNATI BENGALS ALLTIME ROSTER

NAME	POSITION	YEAR	COLLEGE
Adams, Doug	LB	1971-74	Ohio State
Alexander, Charles	RB	1979-85	LSU
Alexis, Alton	WR	1980	Tulane
Amsler, Martin	DE	1970	Evansville
Anderson, Ken	QB	1971-86	Augustana, Ill.
Anderson, Jerry	S	1977	Oklahoma
Archer, Dan	T	1968	Oregon
Aronson, Doug	G	1987	San Diego State
Avery, Ken	LB	1969-74	So. Mississippi
Baccaglio, Martin	DE	1968-70	San Jose State
Bacon, Coy	DE	1976-77	Jackson State
Bahr, Chris	PK	1976-79	Penn State
Ball, Eric	RB	1989-90	UCLA
Banks, Estes	RB	1968	Colorado
Barber, Chris	S	1987-89	North Carolina A&T
Barber, Mike	WR	1990	Marshall
Barker, Leo	LB	1984-90	New Mexico State
Bass, Don	TE	1978-81	Houston
Beauchamp, Al	LB	1968-75	Southern U.
Bell, Leonard	S	1987	Indiana
Bennett, Ben	QB	1987	Duke
Bergey, Bill	LB	1969-73	Arkansas
Berry, Royce	DE	1969-75	Houston
Berthussen, Bill	DE	1987	Iowa State
Billups, Lewis	CB	1986-90	North Alabama
Blackwood, Lyle	S	1973-75	TCU
Blados, Brian	T	1984-90	North Carolina
Borders, Nate	S	1987	Indiana
Boyarsky, Jerry	NT	1982-85	Pittsburgh
Brabham, Dan	LB	1968	Hawaii
Brady, Ed	LB	1986-90	Illinois
Breech, Jim	K	1980-90	California
Breeden, Louis	CB	1978-87	N. Carolina Central
Breen, Adrian	QB	1987	Morehead State
Brennan, Mike	T	1990	Notre Dame
Bright, Greg	S	1980-81	Morehead State
Brooks, Billy	WR	1976-79	Oklahoma
Brooks, James	RB	1984-90	Auburn
Brown, Bob	DT	1975-76	Arkansas AM&N
Brown, Eddie	WR	1985-90	Miami, Fla.
Brown, Ken	WR	1987	South Arkansas
Brown, Tom	WR	1987	Augustana (S.D.)
Browner, Jim	S	1979	Notre Dame
Browner, Ross	DE	1978-86	Notre Dame
Bruggers, Bob	LB	1971	Minnesota
Buchanon, Tim	LB	1969	Hawaii
Buck, Jason	DE	1987-90	Brigham Young
Buie, Drew	WR	1972	Catawba
Bujnoch, Glenn	G	1976-82	Texas A & M
Buncom, Frank	LB	1968	USC
Burk, Scott	S	1979	Oklahoma State
Burley, Gary	DE	1976-83	Pittsburgh
Bush, Blair	C	1978-82	Washington
Bussey, Barney	S	1986-90	S. Carolina St.
Cameron, Glenn	LB	1975-85	Florida
Canale, Justin	G	1969	Mississippi State
Carey, Richard	CB-PR	1989	Idaho
Carpenter, Ron	DE	1970-76	N. Carolina St.
Carter, Carl	CB	1990	Texas Tech
Carter, Virgil	QB	1970-73	Brigham Young
Casanova, Tom	S	1972-77	LSU
Catchings, Toney	LB	1987	Cincinnati
Chandler, Al	TE	1973-74	Oklahoma
Chapman, Clarence	CB	1980-81	Eastern Michigan
Chomyszak, Steve	DT	1968-73	Syracuse
Christensen, Jeff	QB	1983	Eastern Illinois
Clark, Bernard	LB	1990	Miami, Fla.
Clark, Boobie	RB	1973-78	Bethune Cookman
Clark, Bryan	QB	1984	Michigan State
Clark, Wayne	QB	1974	U.S. International
Cobb, Marvin	CB-S	1975-79	USC
Cobb, Mike	TE	1977	Michigan State

Coleman, Al	S	1969-71	Tennessee State
Collins, Glen	DE	1982-85	Mississippi
Collinsworth, Cris	WR	1981-88	Florida
Conley, Steve	RB	1972	Kansas
Cook, Greg	QB	1969-74	Cincinnati
Corbett, Jim	TE	1977-81	Pittsburgh
Cornish, Frank	DT	1970	Grambling
Coslet, Bruce	TE	1969-76	U. of Pacific
Cotton, Barney	G	1979	Nebraska
Cousino, Brad	LB	1975	Miami, Ohio
Crabtree, Eric	WR	1969-71	Pittsburgh
Craig, Neal	S	1971-73	Fisk
Curtis, Issaac	WR	1973-84	San Diego State
Cupp, Keith	T	1987	Findlay
Davis, Charles	RB	1974	Colorado
Davis, Lee	CB	1985	Mississippi
Davis, Oliver	S	1981-82	Tennessee State
Davis, Ricky	S	1975	Alabama
Davis, Tony	RB	1976-78	Nebraska
DeAyala, Kiki	LB	1986-87	Texas
DeLeone, Tom	G-C	1972-73	Ohio State
Dennis, Guy	G	1969-72	Florida
DePaso, Tom	LB	1978	Penn State
Devlin, Chris	LB	1975, 76, 78	Penn State
Dillahunt, Ellis	S	1988	East Carolina
Dinkel, Tom	LB	1978-83,85	Kansas
Dixon, Ricky	CB-S	1988	Oklahoma
Donahue, Mark	G	1978-79	Michigan
Douglas, David	T	1986-88	Tennessee
Dressler, Doug	RB	1970-72, 74	Chico State
Dunn, Paul	RB-WR	1970	U.S. International
Durko, Sandy	S	1970-71	USC
Dyer, Ken	S	1969-71	Arizona State
Eaddy, James	NT	1987	New York Tech
Edwards, Eddie	DE	1977-88	Miami, Fla.
Elliott, Lenvil	RB	1973-78	NE Missouri State
Ely, Larry	LB	1970-71	Iowa
Elzey, Paul	LB	1968	Toledo
Erickson, Bernard	LB	1968	Abilene Christian
Ernst, Mike	QB	1973-74	Cal-Fullerton
Esiason, Boomer	QB	1984-90	Maryland
Fairchild, Greg	G	1976-77	Tulsa
Farley, John	RB	1984	Cal-Sacramento
Fears, Willie	DE	1987	NW Louisiana
Fest, Howard	G-T	1968-75	Texas
Flaherty, Tom	LB	1987	Northwestern
Fletcher, John	G	1987	Texas A&I
Ford, Mike	QB	1982	SMU
Francis, James	LB	1990	Baylor
Franklin, Pat	RB	1987	South Texas State
Frazier, Curt	CB	1968	Fresno State
Frazier, Guy	LB	1981-84	Wyoming
Fritts, Stan	RB	1975-76	No. Carolina State
Fulcher, David	S	1986-90	Arizona State
Fulhage, Scott	P	1987-88	Kansas State
Fuller, Mike	S-PR	1981-82	Auburn
Garrett, John	WR	1989	Princeton
Gallery, James	PK	1989	Minnesota
Gaynor, Doug	QB	1986	Cal State-Long Beach
Gehrke, Jack	WR	1969	Utah
George, Tim	WR	1973	Carson-Newman
Gibler, Andy	TE	1983	Missouri
Glass, Billy	G	1980-81	Baylor
Graham, Ken	S	1970	Washington State
Grant, David	NT	1988-90	West Virginia
Graves, White	S	1968	LSU
Green, Dave	P-PK	1973-75	Ohio U.
Green, Harold	RB	1990	South Carolina
Griffin, Archie	RB	1976-83	Ohio State
Griffin, James	S	1983-85	Middle Tennessee
Griffin, Jim	DE	1968-69	Grambling
Griffin, Ray	CB	1978-84	Ohio State
Guillory, John	S	1969-70	Stanford
Gunner, Harry	DE	1968-69	Oregon

Haffner, Mike	WR	1971	UCLA
Hammerstein, Mike	DE-NT	1967-90	Michigan
Hannula, Jim	T	1983	Northern Illinois
Hargrove, Jim	RB	1981	Wake Forest
Harmon, Ed	LB	1969	Louisville
Harris, Bo	LB	1975-82	LSU
Harris, M.L.	TE	1980-85	Kansas State
Hayes, Jeff	P	1986	North Carolina
Headrick, Sherrill	LB	1968	TCU
Heath, Jo-Jo	KR-DB	1980	Pittsburgh
Henson, Champ	RB	1975	Ohio State
Herock, Ken	TE	1968	West Virginia
Hertel, Rob	QB	1978	USC
Hibler, Mike	LB	1968	Stanford
Hicks, Bryan	S	1980-82	McNeese State
Hillary, Ira	WR	1987-89	South Carolina
Holden, Steve	WR	1977	Arizona State
Holifield, John	RB	1989	West Virginia
Holman, Rodney	TE	1982-90	Tulane
Holland, Vernon	T	1971-79	Tennessee State
Horn, Rod	NT	1980-81	Nebraska
Horne, Greg	P	1987	Arkansas
Horton, Ray	CB	1983-88	Washington
Hunt, Bobby	S	1968-69	Auburn
Hunt, Gary	DB	1987	Memphis State
Hunt, Ron	T	1976-78	Oregon
Inglis, Tim	LB	1987-88	Toledo
Jackson, Bernard	S-CB	1972-76	Washington State
Jackson, Robert	S	1982-87-89	Central Michigan
James, Lynn	WR	1990	Arizona State
Jauron, Dick	S	1978-80	Yale
Jeffries, Curtis	TE	1987	Louisville
Jennings, Stanford	RB	1984-90	Furman
Johnson, Bill	RB	1985-87	Arkansas State
Johnson, Bob	C	1968-79	Tennessee
Johnson, Essex	RB	1968-75	Grambling
Johnson, Jim	CB	1968-69	So. Carolina State
Johnson, Ken	DT	1971-77	Indiana
Johnson, Lee	PK	1988-90	Brigham Young
Johnson, Mark	S	1987	Western Kentucky
Johnson, Pete	RB	1977-83	Ohio State
Johnson, Walter	DT	1977	Los Angeles State
Joiner, Charlie	WR	1972-75	Grambling
Jolitz, Evan	LB	1974	Cincinnati
Jones, Bob	S	1973-74	Virginia Union
Jones, Rod	CB	1990	SMU
Jones, Scott	T	1989	Washington
Jones, Willie Lee	DE	1970-71	Kansas
Kattus, Eric	TE	1986-90	Michigan
Kearney, Tim	LB	1972-74	No. Michigan
Keeling, Rex	P	1968	Samford
Kemp, Bobby	S	1981-86	Cal-Fullerton
Kellerman, Ernie	S	1972	Miami, Ohio
Kelly, Bob	T	1968	New Mexico State
Kelly, Joe	LB	1986-89	Washington
Kelly, Mike	TE	1970-72	Davidson
Kern, Don	TE	1984-85	Arizona State
Kindricks, Bill	DT	1968	Alabama A & M
King, Charley	S	1968-69	Purdue
King, Emanuel	LB	1985-88	Alabama
Kinnebrew, Larry	RB	1983-87	Tennessee State
Koch, Pete	DT	1984	Maryland
Koegel, Vic	LB	1974	Ohio State
Kollar, Bill	DT	1974-76	Montana State
Kozerski, Bruce	C	1984-90	Holy Cross
Kreider, Steve	WR	1979-86	Lehigh
Krevis, Al	T	1975	Boston College
Krumrie, Tim	NT	1983-90	Wisconsin
Kurnick, Howie	LB	1979	Cincinnati
Lamb, Ron	RB	1968-71	South Carolina
Lapham, Dave	G	1974-83	Syracuse
Law, Dennis	KR-WR	1978	E. Tennessee State
Lawson, Steve	G	1971-72	Kansas

LeClair, Jim	LB	1972-83	North Dakota
Levenseller, Mike	WR	1979-82	Washington State
Lewis, Dave	P-QB	1970-73	Stanford
Livingston, Dale	P-PK	1968-69	Western Michigan
Logan, Marc	RB	1987-88	Kentucky
Lusby, Vaughn	KR-CB	1979	Arkansas
Maddox, Bob	DE	1974	Frostburg State
Maidlow, Steve	LB	1983-84	Michigan State
Manca, Massimo	PK	1987	Penn State
Manning, Aaron	CB	1987	Iowa State
Manos, Sam	C	1987	Marshall
Marshall, Ed	WR	1971	Cameron
Martin, Mike	WR	1983-89	Illinois
Matlock, John	C	1968	Miami, Fla.
Matson, Pat	G	1968-74	Oregon
Maxey, Curtis	NT	1988	Grambling
Mayes, Rufus	T	1970-78	Ohio State
McClendon, Skip	DE	1987-90	Arizona State
McClure, Wayne	LB	1968, 70	Mississippi
McCluskey, David	RB	1987	Georgia
McDaniel, John	WR	1974-77	Lincoln
McGee, Tim	WR-KR	1986-90	Tennessee
McNally, Pat	P-WR	1976-85	Harvard
McVea, Warren	WR	1968	Houston
Meehan, Greg	WR	1987	Bowling Green
Mellontree, Andrew	LB	1980	Baylor
Middendorf, Dave	G	1968-69	Washington State
Mitchell, Mack	DE	1979	Houston
Montgomery, Cleotha	KR	1980	Abilene Christian
Montoya, Max	G-T	1979-89	UCLA
Moore, Blake	C	1980-83	Wooster
Moore, Maulty	DT	1975	Bethune-Cookman
Morgan, Melvin	CB	1976-78	Miss. Valley
Morrison, Reece	RB	1972-73	S. W. Texas State
Moyer, Ken	T	1989-90	Toledo
Muhlmann, Horst	PK	1969-74	None
Munoz, Anthony	T	1980-90	USC
Myers, Chip	WR	1969-76	N. W. Oklahoma
Neidert, John	LB	1968	Louisville
Niehoff, Rob	S	1987	Cincinnati
Norseth, Mike	QB	1987-88	Kansas
Novak, Jack	TE	1975	Wisconsin
Obrovac, Mike	G	1981-83	Bowling Green
Ogletree, Craig	LB	1990	Auburn
Park, Ernie	T	1969	McMurray
Parker, Carl	WR	1988-89	Vanderbilt
Parrish, Lemar	CB	1970-77	Lincoln
Peacock, Elvis	RB	1981	Oklahoma
Peters, Frank	T	1969	Ohio U.
Perreault, Pete	G	1968	Boston U.
Perry, Scott	CB	1976-79	Williams
Peterson, Bill	LB	1968-72	San Jose State
Philcox, Todd	QB	1990	Syracuse
Phillips, Jess	RB	1968-72	Michigan State
Phillips, Ray	LB	1977-78	Nebraska
Pickering, Clay	WR	1984-85	Maine
Pillman, Brian	LB	1984	Miami, Ohio
Pleasant, Marquis	WR	1987	Southern Methodist
Poe, Bill	G	1987	Morehead State
Poole, Nathan	RB	1979-80	Louisville
Powers, Warren	S	1968	Nebraska
Price, Mitchell	CB/PR	1990	Tulane
Pritchard, Ron	LB	1972-77	Arizona State
Pureifory, Dave	DT	1978	Eastern Michigan
Randall, Dennis	DE	1968	Oklahoma State
Randolph, Al	CB	1972	Iowa
Razzano, Rick	LB	1980-84	Virginia Tech
Reaves, John	QB	1975-78	Florida
Reid, Mike	DT	1970-74	Penn State
Reimers, Bruce	T	1984-90	Iowa State
Reinke, Jeff	DE	1987	Mankato State
Rice, Andy	DT	1968-69	Texas Southern
Rice, Dan	RB	1987	Michigan

Richey, Tom	G-T	1987	Kentucky
Riggs, Jim	TE	1987-90	Clemson
Riley, Bob	T	1987	Indiana
Riley, Ken	CB	1969-83	Florida A & M
Rimington, Dave	C	1983-87	Nebraska
Robinson, Paul	RB	1968-72	Arizona
Roman, Nick	DE	1970-72	Ohio State
Romasko, Dave	RB	1987	Carroll College
Romer, Rich	LB	1988	Union, N. Y.
Ross, Dan	TE	1979-83	Northeastern
Rourke, Jim	T	1988	Boston College
Ruud, Tom	LB	1978-79	Nebraska
Russell, Wade	T	1987	Taylor
Saffold, St.	WR	1968	San Jose State
Sawyer, Ken	S	1974	Syracuse
Schonert, Turk	QB	1980-85, 87-89	Stanford
Schuh, Jeff	LB	1981-85	Minnesota
Schutt, Scott	LB	1987	North Dakota State
Scott, Bill	CB	1968	Idaho
Scrafford, Kirk	T	1990	Montana
Sellers, Lance	LB	1987	Boise State
Shelby, Willie	KR-CB	1976-77	Alabama
Sherman, Rod	WR	1968	USC
Shumon, Ron	LB	1978	Wichita State
Shinners, John	G	1973-77	Xavier
Simmons, John	CB	1981-86	SMU
Simpkins, Ron	LB	1980, 82-86	Michigan
Sims, Reggie	TE	1987	Northern Illinois
Skow, Jim	DE	1986-89	Nebraska
Sly, Les	RB	1972	
Smiley, Tom	RB	1968	Lamar Tech
Smith, Daryl	CB	1987-88	North Alabama
Smith, Dave	T	1988	Southern Illinois
Smith, Fletcher	CB-S	1968-71	Tennessee State
Smith, Gary	G	1984	Virginia Tech
Smith, Jeff	DE	1987	Earlham College
Smith, Ken	G	1987	Miami (Ohio)
Smith, Kendall	WR-KR	1989-90	Utah State
Smith, Tommie	WR	1969	San Jose State
Spiller, Phil	S	1968	Los Angeles State
Staley, Bill	DT	1968-69	Utah
St. Clair, Mike	DE	1980-82	Grambling
Stofa, Jon	QB	1968-69	Buffalo
Suggs, Shafer	S	1980	Ball State
Sunter, Ian	PK	1980	None
Swanson, Terry	P	1968	Massachusetts
Tate, Rodney	RB-KR	1982-83	Texas
Taylor, Craig	RB	1989-90	West Virginia
Thomas, Eric	CB	1987-88	Tulane
Thomas, Lee	DE	1973	Jackson State

"FACT" STARTED IN CINCINNATI

"FACT" (Football and Academics: A Cincinnati Team), a program stimulated by former Bengals' linebacker Reggie Williams, is a success and will be introduced into 26 National Football League markets this season.

The "FACT" program will be renamed by the NFL "Football and Academics: A Championship Team."

The pilot program was directed at inner city youth and was distributed to more than 3000 students in 24 Cincinnati elementary schools.

NFL Pro Set cards, with reading, math, social studies/geography, and science questions printed on the back in place of statistics, were used by the schools with a 15-week Instructional Game Plan.

Designed by the NFL and the Cincinnati Public Schools Curriculum Committee, the subject matter ranged in difficulty from the second grade through the sixth grade level.

The program was embraced by the Cincinnati school board and judged an overwhelming success by Cincinnati teachers.

"We're not paying kids to study, but we are giving them an incentive," Wyche said. "It's kind of like having a job, except their job is to do well in school."

Thomas, Sean	CB	1985	TCU
Thomas, Speedy	WR	1969-72	Utah
Thompson, Jack	QB	1979-82	Washington State
Tigges, Mark	T	1987	Western Illinois
Trumpy, Bob	TE	1968-77	Utah
Tuatagaloa, Natu	DE	1989-90	California
Turner, Clem	RB	1969	Cincinnati
Turner, Dave	RB	1978-80	San Diego State
Turner, Jimmy	CB	1983-86	UCLA
Tweet, Rodney	WR	1987	South Dakota
Verser, David	WR-KR	1981-84	Kansas
Vincent, Ted	DT	1978	Wichita State
Vitiello, Sandro	K	1980	Massachusetts
Walker, Kevin	LB	1988-90	Maryland
Walker, Rick	TE	1977-79	UCLA
Walter, David	QB	1987	Michigan Tech
Walter, Joe	T	1985-90	Texas Tech
Walters, Stan	T	1972-74	Syracuse
Ward, David	LB	1987	South Arkansas
Warren, Dewey	QB	1968	Tennessee
Washington, Ted	RB	1968	San Diego State
Washington, Sam	CB	1985	Miss. Valley State
Watson, Pete	RB-TE	1972	Tufts
Weaver, Emanuel	NT	1982	South Carolina
Wells, Dana	NT	1989	Arizona
Wells, Mike	QB	1977	Illinois
White, Andre	TE	1968	Florida A & M
White, Leon	LB	1986-90	Brigham Young
White, Mike	DT	1979-80	Albany State
White, Sherman	DE	1972-75	California
Whitley, Wilson	DT	1977-82	Houston
Wilcots, Solomon	S-CB	1987-90	Colorado
Wilhelm, Erik	QB	1989-90	Oregon State
Willis, Fred	RB	1971-72	Boston College
Williams, Ed	RB	1974-75	Langston
Williams, Gary	WR	1984	Ohio State
Williams, Monk	WR	1968	Arkansas AM & N
Williams, Reggie	LB	1976-89	Dartmouth
Wilson, Joe	RB	1973	Holy Cross
Wilson, Mike	T	1969-70	Dayton
Wilson, Mike	T	1978-85	Georgia
Wilson, Stanley	RB	1983-84, 86, 88	Oklahoma
Woods, Ickey	RB	1988-90	UNLV
Wright, Dana	RB	1987	Findlay
Wright, Ernie	T	1968-71	Ohio State
Wyche, Sam	QB	1968-70	Furman
Zander, Carl	LB	1985-90	Tennessee

CINCINNATI BENGALS ALUMNI LIST 1968-90

SCHOOL	PLAYERS	SCHOOL	PLAYERS
Abilene Christian	2	Mississippi	2
Alabama	3	Mississippi South	1
Alabama A&M	1	Mississippi State	1
Albany State	1	Mississippi Valley St.	2
Alcorn A&M	1	Missouri	1
Arizona	2	Montana	1
Arizona State	7	Montana State	1
Arkansas	3	Morehead State	3
Arkansas State	1	Murray State	1
Arkansas AM & N	2	Nebraska	8
Auburn	4	Nevada-Las Vegas	1
Augustana, Illinois	1	New Mexico State	2
Augustana, S.D.	1	North Alabama	2
Ball State	1	North Carolina	2
Baylor	2	North Carolina A&T	1
Bethune Cookman	2	North Carolina State	2
Boise State	1	North Carolina Central	1
Boston	1	North Dakota	1
Boston College	3	North Dakota State	1
Bowling Green	2	Northeastern	1
Brigham Young	4	Northwestern	1
Buffalo	1	Northwest	1
California	3	Northern Illinois	3

Cal-Fullerton	2	North Michigan	1
Cal-Sacramento	1	N.E. Missouri State	1
Cal State-Long Beach	1	N.W. Iowa	1
Cameron	1	N.W. Oklahoma	1
Carroll College	1	Notre Dame	3
Carson-Newman	1	N. Y. Tech	1
Catawba	1	Ohio	1
Central Michigan	1	Ohio State	11
Chico State	1	Oklahoma	6
Cincinnati	6	Oklahoma State	2
Colorado	3	Oregon	4
Clemson	1	Oregon State	1
Dartmouth	1	Pacific	1
Davidson	1	Penn State	5
Dayton	1	Pittsburgh	5
Earlham College	1	Princeton	1
East Tennessee State	1	Purdue	1
Eastern Illinois	1	Salem College	1
Eastern Michigan	2	Samford	1
Evansville	1	San Diego State	4
Findlay	2	San Jose State	4
Fisk	1	Southern	1
Florida	4	Southern Illinois	1
Florida A&M	2	South Arkansas	2
Fresno State	1	South Carolina State	2
Frostburg State	1	South Carolina	4
Furman	2	South Dakota	1
Georgia	2	South Texas State	1
Grambling	7	S. W. Texas State	1
Harvard	1	SMU	4
Hawaii	2	Stanford	4
Holy Cross	2	Syracuse	6
Houston	5	Taylor	1
Idaho	3	Tennessee	5
Illinois	3	Tennessee State	5
Indiana	4	Texas	3
Iowa	2	Texas A&I	1
Iowa State	4	Texas A&M	1
Jackson State	2	Texas Southern	1
Kansas	5	Texas Tech	2
Kansas State	3	TCU	2
Kentucky	2	Toledo	3
Lafayette	1	Tufts	1
Lamar Tech	1	Tulane	4
Langston	1	Tulsa	1
Lehigh	1	UCLA	5
Lincoln	2	Union	1
Los Angeles State	2	USC	5
Louisiana	1	U.S. International	2
LSU	4	Utah	4
Louisiana Tech	1	Utah State	1
Louisville	4	Vanderbilt	1
Maine	1	Virginia Tech	2
Mankato State	1	Virginia Union	1
Marshall	2	Wake Forest	1
Maryland	2	Washington	4
Massachusetts	2	Washington State	5
McNeese State	1	West Virginia	4
McMurray	1	Western Illinois	1
Miami, Florida	4	Western Kentucky	1
Miami, Ohio	4	Western Michigan	1
Middle Tennessee	1	Williams	1
Memphis State	1	Wisconsin	2
Michigan	5	Wooster	1
Michigan State	4	Wyoming	1
Michigan Tech	1	Xavier	1
Minnesota	1	Yale	1
		No College	3

BENGALS HISTORY

Paul Brown, who had left the Cleveland Browns following the 1962 season with an NFL record of 115-49-6, seven conference titles, and three NFL championships, had the urge to get back into football. His son Mike did a study on pro football expansion and recommended Cincinnati as a potential site. In **1965**, Brown met with Governor James Rhodes and the two agreed the state could accommodate a second pro football team.

1966 Fearful the Reds baseball team would leave town and feeling pressure from local businessmen pushing for a pro football franchise, Cincinnati's city council approved the construction of Riverfront Stadium.

1967 Brown's group was awarded an AFL expansion franchise. Brown called the team the Bengals, the name of the previous Cincinnati AFL franchises in 1937, 1940, and 1941. The Bengals acquired quarterback John Stofa by trading two draft choices to Miami.

1968 The Bengals were awarded 40 veteran players in the allocation draft. In the college draft they selected Tennessee center Bob Johnson as their first pick. Other draftees included running backs Jess Phillips and Essex Johnson, tight end Bob Trumpy, linebacker Al Beauchamp, and tackle Howard Fest. The Bengals lost their first preseason game 38-14 to Kansas City before 21,682 fans at Nippert Stadium. The Bengals played respectably during the regular season, upsetting Denver 24-10 and Buffalo 34-23 in their first two home games. Paul Robinson led the AFL in rushing with 1,023 yards and was named rookie of the year.

1969 Brown drafted quarterback Greg Cook of the University of Cincinnati in the first round. The same draft also produced linebacker Bill Bergey. The Bengals jumped to a 3-0 record, but the club finished 4-9-1. Brown was named AFL coach of the year, Bergey was honored as AFL defensive rookie of the year, and Cook won the AFL passing title.

1970 After his arm went bad in training, Cook was placed on the injured reserve list. Virgil Carter, a castoff from two other NFL teams, was signed to play quarterback. The Bengals lost six of the first seven games, then rallied to win the last seven for an 8-6 record. They became the first third-year expansion team to win a division title, the AFC Central. They lost to Baltimore 17-0 in the playoffs.

1971 The Bengals picked up quarterback Ken Anderson and tackle Vernon Holland in the draft, then went 5-0-1 in preseason play. After a 37-14 victory over Philadelphia, the Bengals lost seven in a row on the way to a 4-10 record.

1972 Looking for defensive help, Brown drafted end Sherman White, safety Tommy Casanova, linebacker Jim LeClair, and cornerback Bernard Jackson. Anderson unseated Carter as starting quarterback, and the Bengals won three of their last four to post an 8-6 record. Chip Myers set a club record with 57 pass receptions.

1973 Brown drafted wide receiver Isaac Curtis and runners Boobie Clark and Lenvil Elliott. The Bengals split their first eight games, then swept their last six and won their second AFC Central Division championship. Cincinnati lost to Miami 34-16 in the AFC playoffs. Clark, who finished the year with 988 yards rushing and 45 pass receptions, was named AFC rookie of the year. Essex Johnson led Cincinnati with a career-high 997 yards rushing and Curtis caught 45 passes.

1974 Cincinnati traded Bergey to Philadelphia for two first-round draft choices and third-round pick in 1977. LeClair replaced Bergey at middle linebacker. The Bengals won four of their first five games but couldn't keep pace with Super Bowl-bound Pittsburgh. Anderson won the NFL passing championship and completed a club-record 64.9 percent of his attempts. Cornerback Lemar Parrish led the NFL in punt returns.

1975 The Bengals opened with six straight wins. LeClair preserved a 21-19 victory over Houston, making all four tackles in a goal-line stand. The Bengals won their eighth game in nine starts against Buffalo as Anderson completed 30 of 46 passes for 447 yards, the tenth-highest one-game total in NFL history. Cincinnati scored 27 points in the first quarter to crush San Diego 47-14 and finish 11-3, its best regular-season record. The Bengals qualified as the AFC wild card team for the playoffs, but their losing post-season record continued with a 31-28 setback to Oakland. Anderson

won his second NFL passing championship. A serious blow was the loss of defensive tackle Mike Reid, who retired at 26 to pursue a career in music.

1976 Brown announced his retirement after 41 seasons of coaching and named Bill Johnson, his long-time assistant, as the successor. Brown continued to serve as the club's general manager and vice president. The Bengals acquired defensive end Coy Bacon in a trade with San Diego and drafted halfback Archie Griffin, the two-time Heisman Trophy winner from Ohio State. The Bengals set a fast pace in the AFC Central Division, winning 9 of their first 11 games. The season came down to games against Pittsburgh and Oakland and the Bengals lost both. Those defeats not only cost Cincinnati the division title but the AFC wild card spot as well. Cornerback Ken Riley led the AFC with nine interceptions.

1977 A loss to Houston in the final game cost the Bengals a spot in the playoffs. The team finished with an 8-6 record. Curtis missed the final six games with a knee injury. Trumpy retired.

1978 The Bengals played the first four games without Anderson. Johnson was replaced as head coach after 0-5 start. Homer Rice took over, but the losing streak continued; the Bengals won only once in the first three months of the season. Wins over Atlanta, Los Angeles, and Cleveland at season's end improved the record to 4-12.

1979 After six straight losses to open the season, the Bengals stunned Pittsburgh 34-10, recovering seven Steelers fumbles. Ray Griffin ran back an intercepted pass a club-record 96 yards in a 26-24 loss to San Diego. Pete Johnson powered his way to 15 touchdowns, but the Bengals struggled to their second successive 4-12 record. Former Cleveland coach Forrest Gregg was named to replace Rice as head coach.

1980 Scoring touchdowns was the major problem for the Bengals, who went 6-10 in 1980. They managed only 244 points, lowest in the AFC. Anderson had a sub-par year with only six touchdown passes. The Bengals won only one of their first five games but upset defending Super Bowl champion Pittsburgh twice. First-round draft choice Anthony Munoz impressed at offensive tackle.

1981 The Bengals unveiled new uniforms with tiger-striped helmets, jerseys, and pants. They had at least a share of the AFC Central lead the entire season, and on December 6 Anderson threw two touchdowns as the Bengals clinched the division with a 17-10 victory over the Steelers. Cornerback Louis Breeden tied an NFL record when he returned a pass interception 102-yards for a touchdown in Cincinnati's 40-17 victory over the Chargers in San Diego. Anderson led the NFL in passing with a 98.5 rating. On January 3, the Bengals defeated the Buffalo Bills 28-21 in an AFC divisional playoff game. A week later, playing in their first AFC Championship Game ever, the Bengals defeated the San Diego Chargers 27-7 in a temperature of nine degrees below zero with a wind-chill factor of minus 59. In Super Bowl XVI on January 24, the Bengals trailed 20-0 at halftime and couldn't make up the deficit, losing to San Francisco 26-21.

1982 The Bengals followed up their Super Bowl season with another strong showing. They finished the strike-shortened season behind only the Raiders with a 7-2 mark. The Jets caught them sleeping in the first round of the playoffs, though, beating them 44-17. Anderson led the AFC in passing for the fourth time as the Bengals boasted the second-best offense in the NFL. Their defense ranked third in the NFL against the run.

1983 The Bengals' season looked promising at the start of 1983, but a horrendous opening brought about a premature ending. Cincinnati started the season by losing six of its first seven games. The Bengals never recovered and finished 7-9. Despite the losing record, the Bengals claimed the top overall defense in the NFL. In the off-season, Gregg resigned as head coach and Sam Wyche was named as his replacement.

1984 Pete Johnson was traded to San Diego for running back James Brooks. The Bengals lost their first five games and then bounced back to win eight of the last 11 and force the AFC Central Division championship race into the final week of the season only to fall a game short of Pittsburgh. Cincinnati finished 8-8.

1985 Wide receiver Eddie Brown from Miami (Fla.) was the Bengals' top draft choice. Wide receiver Isaac Curtis, a premier Bengal for 12 years, retired shortly before training camp opened.

Cincinnati got off to another slow start, losing its first four games. The Bengals finished 7-9 and were in the thick of the AFC Central which was won by Cleveland with an 8-8 record. Second-year quarterback Boomer Esiason replaced Ken Anderson. Offensive tackle Anthony Munoz was named to the AFC Pro Bowl team the fifth consecutive time. The Bengals set a club scoring record with 441 points.

1986 Cincinnati's No. 1 selection in the NFL college draft was linebacker Joe Kelly who played at Washington. Wide receiver Tim McGee of Tennessee was drafted later in the first round. Punter Pat McInally retired. The Bengals unleashed a high-powered offense in their battle for the AFC Central Division title and finished 10-6 and narrowly missed a playoff berth. Offensive tackle Anthony Munoz was selected to the AFC Pro Bowl team for the sixth year in a row. He was joined by guard Max Montoya, running back James Brooks and quarterback Boomer Esiason. Linebacker Reggie Williams was selected "One of the Top 10 Young Men In America" by the United States Jaycees and was honored in Tulsa, Oklahoma, January 16 and 17. Later, Williams was selected NFL Man of the Year for his efforts to charity and the community and was honored at the Pro Bowl in Honolulu, Hawaii. Munoz was named Seagraves' top offensive lineman of 1986.

1987 Jason Buck, a defensive end and Outland Trophy winner from Brigham Young, was the Cincinnati Bengals' No. 1 draft choice. Kicker Jim Breech led the AFC in scoring with 97 points. Offensive tackle Anthony Munoz was voted to the AFC Pro Bowl team for the seventh consecutive year. Munoz did not play in the Pro Bowl game because of a shoulder operation. Nose tackle Tim Krumrie played in his first Pro Bowl game.

1988 The Cincinnati Bengals brought about the biggest turnaround in NFL history by rising from a 4-11 team in 1987 to a 12-4 regular season mark in 1988, the AFC Central Division title, the AFC championship and a berth in Super Bowl XXIII against the San Francisco 49ers. The Bengals fell in the Super Bowl, 20-16, when the 49ers scored a touchdown with 34 seconds remaining. Coach Sam Wyche and his Bengals recorded a 14-5 record in regular and post season play, the best in the NFL. Wyche received numerous honors for his brilliant coaching and nine Bengals were selected for the Pro Bowl — quarterback Boomer Esiason, nose tackle Tim Krumrie, tackle Anthony Munoz, guard Max Montoya, tight end Rodney Holman, wide receiver Eddie Brown, running back James Brooks, safety David Fulcher and corner-back Eric Thomas. Esiason was voted the NFL's most valuable player and Munoz the top offensive lineman. Linebacker Reggie Williams received the "Sportsman of the Year Award" from Sports Illustrated. The Award was presented to Williams by President Reagan in an Oval Office ceremony prior to the 1988 season. Defensive back Rickey Dixon, an All-American from Oklahoma, was the Bengals' first selection in the 1988 draft. "Ickey" Woods, the top rusher in college football in 1987 while at Nevada-Las Vegas, was Cincinnati's second choice. Woods led the Bengals in rushing in 1988 with 1066 yards.

1989 The Bengals defeated the Buffalo Bills, 21-10, to win the AFC championship, on January 8 at Riverfront Stadium. Cincinnati lost to San Francisco, 20-16, in Super Bowl XXIII on January 22 in Miami, Fla. The Cincinnati Bengals, the defending AFC champions, traded their first round draft choice to Atlanta for three later selections. Eric Ball, a running back from UCLA, was Cincinnati's first selection, coming in the second round. Guard Freddie Childress of Arkansas was the Bengals' second choice in the second round. The Bengals, hit hard by injuries throughout the season, went 8-8 and narrowly missed gaining a spot in the playoffs. Six Bengals were selected for the Pro Bowl — tackle Anthony Munoz, quarterback Boomer Esiason, strong safety David Fulcher, running back James Brooks, tight end Rodney Holman and guard Max Montoya.

1990 The Bengals obtained running back Paul Palmer and wide receiver Mike Barber and lost Montoya, wide receiver Ira Hillary and tackle Rob Woods in Plan B. Cincinnati drafted Baylor linebacker James Francis in the first round of the 1990 draft. Running back Harold Green of South Carolina is the Bengals second round choice. Cincinnati posted a 9-7 regular season record to win the AFC Central Division Championship and move into the playoffs where the Bengals belted the Houston Oilers, 41-14, before losing

to the Los Angeles Raiders, 20-10, in the second round. Three Bengals were selected for the Pro Bowl game — tackle Anthony Munoz, tight end Rodney Holman and strong safety David Fulcher. **1991** The Cincinnati Bengals acquired linebacker Alex Gordon and lost safety Solomon Wilcotts, nose tackle Mike Hammerstein and quarterback Todd Philcox in Plan B. Cincinnati drafted outside linebacker Alfred Williams, an All-American from Colorado, in the first-round of the 1991 draft.

“BENGALS RADIO NETWORK”



BENGALS, WKRC RADIO TEAM

... left to right, Ken Anderson, Dave Lapham and Ken Broo.

The “Bengals Radio Network” originates with WKRC in Cincinnati and includes affiliates in Ohio, Kentucky, West Virginia and Tennessee. The affiliates are:

Batesville, IN	103.9 FM	WRBI
Elkhorn City-Pikeville, KY	103.1 FM	WRAU
Falmouth, KY	95.3 FM	WIOK
Frankfort, KY	1130 AM	WKED
Lexington, KY	96.9 FM	WCOZ
Louisville, KY	970 AM	WAVG
Maysville, KY	1240 AM/95.9 FM	WFTM-AM/FM
Richmond, KY	1110 AM	WCBR
Salyersville, KY	97.3 FM	WRLV
Williamsburg, KY	1440 AM	WEZJ
Athens, OH	970 AM	WATH
Celina, OH	1350 AM/96.7 FM	WCMS-AM/FM
Chillicothe, OH	1490 AM	WBEX
Cincinnati, OH	550 AM (flagship)	WKRC
Columbus, OH	610 AM	WTVN
Dayton, OH	1410 AM	WING
Hillsboro, OH	1590 AM/106.7 FM	WSRW-AM/FM
Jackson, OH	1280 AM	WLMJ
Lima, OH	1150 AM	WIMA
Marietta, OH	1490 AM	WMOA
Portsmouth, OH	1260 AM	WNXT
Warren, OH	1570 AM	WANR
Youngstown, OH	1540 AM	WNRB
Murfreesboro, TN	810 AM	WMTS
Ripley, TN	1570 AM	WTRB
Huntington, WV	930 AM	WRVC
Logan, WV	1230 AM	WLOG
Montgomery, WV	1340 AM	WMON
Williamson, WV	1400 AM	WBTH

1990 TEAM RANKINGS

AMERICAN FOOTBALL CONFERENCE

	Offense			Defense		
	Total	Rush	Pass	Total	Rush	Pass
Buffalo	2	4	5	5	7	4
CINCINNATI	5	3	7	12	11	14
Cleveland	12	14	6	9	12	9
Denver	4	8	3	10	9	11
Houston	*1	11	*1	7	2	8
Indianapolis	14	13	8	13	13	12
Kansas City	3	6	4	8	5	10
L.A. Raiders	9	5	12	2	6	2
Miami	6	10	2	4	8	3
New England	13	12	10	14	14	7
N.Y. Jets	8	2	11	11	10	13
Pittsburgh	11	7	14	*1	4	*1
San Diego	7	1	13	3	1	5
Seattle	10	9	9	6	3	6

NATIONAL FOOTBALL CONFERENCE

	Offense			Defense		
	Total	Rush	Pass	Total	Rush	Pass
Atlanta	5	12	4	10	3	14
Chicago	7	2	14	3	6	5
Dallas	14	13	13	4	9	1
Detroit	8	5	8	14	14	10
Green Bay	11	14	5	12	10	11
L.A. Rams	4	11	2	11	8	13
Minnesota	6	7	6	6	11	2
New Orleans	12	8	12	8	5	9
N.Y. Giants	9	4	11	1	4	3
Philadelphia	2	*1	7	5	*1	12
Phoenix	10	6	10	9	13	4
San Francisco	1	9	1	2	2	6
Tampa Bay	13	10	9	13	12	8
Washington	3	3	3	7	7	7

* = LEAGUE LEADER

NATIONAL FOOTBALL LEAGUE

	Offense			Defense		
	Total	Rush	Pass	Total	Rush	Pass
Atlanta	10	21	6	19	3	28
Buffalo	6	7	10	8	15	7
Chicago	13	2	28	6	7	10
CINCINNATI	9	5	15	25	22	26
Cleveland	25	28	12	17	23	15
Dallas	28	23	27	10	18	2
Denver	8	14	7	20	17	21
Detroit	14	11	14	28	27	20
Green Bay	20	26	8	22	20	22
Houston	*1	24	*1	11	8	14
Indianapolis	27	27	16	26	24	23
Kansas City	7	10	9	16	12	17
L.A. Raiders	19	9	23	4	14	4
L.A. Rams	5	20	3	21	13	27
Miami	11	22	4	7	16	5
Minnesota	12	15	11	13	21	3
New England	26	25	20	27	28	13
New Orleans	23	16	26	15	6	19
N.Y. Giants	17	8	22	2	4	6
N.Y. Jets	16	4	21	23	19	24
Philadelphia	3	*1	13	12	*1	25
Phoenix	18	12	19	18	26	8
Pittsburgh	22	13	25	*1	11	*1
San Diego	15	3	24	5	5	9
San Francisco	2	18	2	3	2	12
Seattle	21	17	18	9	10	11
Tampa Bay	24	19	17	24	25	18
Washington	4	6	5	14	9	16

* = LEAGUE LEADER

1990 AMERICAN FOOTBALL CONFERENCE STATISTICS

LEADING PASSERS

	Att.	Com.	Pct.		Yds.	Gain	TD	Pct.			Rating
			Com.	Yds.				TD	Long	Int.	
Kelly, Buff.	356	219	63.3	2829	8.18	24	6.9	71	9	2.6	101.2
Moon, Hou.	584	362	62.0	4689	8.03	33	5.7	187	13	2.2	96.8
DeBerg, K.C.	444	258	58.1	3444	7.76	23	5.2	190	4	0.9	96.3
Schroeder, Raiders	334	184	54.5	2849	8.53	19	5.7	168	9	2.7	90.8
Marino, Mia.	531	306	57.6	3563	6.71	21	4.0	169	11	2.1	82.6
Brister, Pitt.	387	223	57.6	2725	7.04	20	5.2	90	14	3.6	81.6
Elway, Den.	502	294	58.6	3526	7.02	15	3.0	66	14	2.8	78.5
O'Brien, Jets	411	226	55.0	2855	6.95	13	3.2	169	10	2.4	77.0
ESIASON, CIN.	402	224	55.7	3031	7.54	24	6.0	53	22	5.5	77.0
George, Ind.	334	181	54.2	2152	6.44	16	4.8	75	13	3.9	73.8
Krieg, Sea.	448	265	59.2	3194	7.13	15	3.3	163	20	4.5	73.6
Tolliver, S.D.	410	216	52.7	2574	6.28	16	3.9	145	16	3.9	68.9
Kosar, Clev.	423	230	54.4	2562	6.06	10	2.4	50	15	3.5	65.7
Wilson, N.E.	265	139	52.5	1625	6.13	6	2.3	136	11	4.2	61.6

MOST YARDS: 527, Moon, Hou. at K.C. 12/16 — 3 TD

LONGEST: 90 yards, Brister (to Stone), Pitt. at Den. 10/14

90 yards, DeBerg (to Birden), K.C. vs. S.D. 11/18 — TD

LEADING RUSHERS

	Att	Yards	Avg.	Long	TDs
Thomas, Buff.	271	1297	4.8	180	11
Butts, S.D.	265	1225	4.6	52	8
Humphrey, Den.	288	1202	4.2	137	7
Word, K.C.	204	1015	5.0	153	4
BROOKS, CIN.	195	1004	5.1	156	5
Fenner, Sea.	215	859	4.0	36	14
Smith, Mia.	226	831	3.7	33	8
Stephens, N.E.	212	808	3.8	26	2
Okoye, K.C.	245	805	3.3	32	7
Hoge, Pitt.	203	772	3.8	141	7
Williams, Sea.	187	714	3.8	25	3
Mack, Clev.	158	702	4.4	26	5
White, Hou.	168	702	4.2	22	8
Jackson, Raiders	125	698	5.6	88	5
Allen, Raiders	179	682	3.8	28	12
Dickerson, Ind.	166	677	4.1	43	4
Thomas, Jets	123	620	5.0	41	1
Bernstine, S.D.	124	589	4.8	140	4
Bentley, Ind.	137	556	4.1	126	4
Baxter, Jets	124	539	4.3	128	6

MOST YARDS: 214 (18 attempts), Thomas, Buff. at Jets 9/24

LONGEST: 88 YARDS, JACKSON, RAIDERS VS. CIN. 12/16

TOTAL YARDS FROM SCRIMMAGE

	Total	Rushing	Receiving
Thomas, Buff.	1829	1297	532
Williams, Sea.	1413	713	699
Humphrey, Den.	1354	1202	152
Butts, S.D.	1342	1225	117
BROOKS, CIN.	1273	1004	269
Bentley, Ind.	1220	556	664
Hoge, Pitt.	1114	772	342
White, Hou.	1070	702	368
Mack, Clev.	1062	702	360
Jeffries, Hou.	1048	0	1048
Givins, Hou.	1044	65	979
Word, D.C.	1043	1015	28
Paige, K.C.	1021	0	1021
Hill, Hou.	1019	0	1019
Stephens, N.E.	1004	808	196

Fenner, Sea	1002	859	143
Gault, Raiders	985	0	985
Reed, Buff.	968	23	945
Smith, Mia	965	831	134
Johnson, Den.	954	28	926

MOST TOTAL YARDS: 245, Jeffires, Hou. at K.C. 12/16 — 1 TD

LEADING SCORERS

Touchdowns

	TDs	Rush.	Rec.	Ret.	Pts.
Fenner, Sea	15	14	1	0	90
Allen, Raiders	13	12	1	0	78
Thomas, Buff.	13	11	2	0	78
White, Hou.	12	8	4	0	72
Hoge, Pitt.	10	7	3	0	60
BROOKS, CIN.	9	5	4	0	54
BROWN, CIN.	9	0	9	0	54
Givins, Hou.	9	0	9	0	54
Smith, Mia	9	8	1	0	54
Butts, S.D.	8	8	0	0	48
Jeffires, Hou.	8	0	8	0	48
Reed, Buff.	8	0	8	0	48

MOST POINTS: 24, White, Hou. vs. Clev. 12/9 — 4 TD

Kicking

	PAT	FG	LG	Pts.
Lowery, K.C.	37/38	34/37	48	139
Norwood, Buff.	50/52	20/29	48	110
Treadwell, Den.	34/36	25/34	49	109
Johnson, Sea	33/34	23/32	51	102
Leahy, Jets	32/32	23/26	47	101
Stoyanovich, Mia	37/37	21/25	53	100
Anderson, Pitt.	32/32	20/25	48	92
BREECH, CIN.	41/44	17/21	46	92
Jaeger, Raiders	40/42	15/20	50	85
Carney, S.D.	27/28	19/21	43	84

LONGEST FIELD GOAL: 55, Biasucci, Ind. at Mia. 12/30

LEADING PASS RECEIVERS

Receptions

	No.	Yards	Avg.	Long	TDs
Jeffires, Hou.	74	1048	14.2	t87	8
Hill, Hou.	74	1019	13.8	57	5
Williams, Sea. (RB)	73	699	9.6	60	0
Givins, Hou.	72	979	13.6	t80	9
Reed, Buff.	71	945	13.3	t56	8
Bentley, Ind. (RB)	71	664	9.4	73	2
Duncan, Hou.	66	785	11.9	t37	1
Paige, K.C.	65	1021	15.7	t86	5
A. Miller, S.D.	63	933	14.8	t31	7
Brooks, Ind.	62	823	13.3	75	5
Slaughter, Clev.	59	847	14.4	50	4
Jackson, Den.	57	926	16.2	66	4
Toon, Jets	57	757	13.3	t46	6
Metcalf, Clev. (RB)	57	452	7.9	35	1
Hester, Ind.	54	924	17.1	t64	6
Fryar, N.E.	54	856	15.9	56	4
Johnson, Den.	54	747	13.8	49	3
Fernandez, Raiders	52	839	16.1	t66	5
Duper, Mia.	52	810	15.6	t69	5
Kane, Sea.	52	776	14.9	t63	4

MOST RECEPTIONS: 10 (178 YARDS), BROWN, CIN. AT S.D. 9/16 — 2 TD
 10 (206 yards), Paige, K.C. at Den. 9/17 — 2 TD
 10 (123 yards), Hill, Hou. vs. Ind. 9/23
10 (161 YARDS), HOLMAN, CIN. AT RAMS 10/7 (OT)
 10 (162 yards), Kane, Sea. at Mia. 12/16 — 1 TD

YARDS

	Yards	No.	Avg.	Long	TDs
Jeffires, Hou.	1048	74	14.2	t87	8
Paige, K.C.	1021	65	15.7	t86	5
Hill, Hou.	1019	74	13.8	57	5
Gault, Raiders	985	50	19.7	t68	3
Givins, Hou.	979	72	13.6	t80	9
Reed, Buff.	945	71	13.3	t56	8
A. Miller, S.D.	933	63	14.8	t31	7
Jackson, Den.	926	57	16.2	66	4
Hester, Ind.	924	54	17.1	t64	6
Fryar, N.E.	856	54	15.9	56	4
Slaughter, Clev.	847	59	14.4	50	4
Fernandez, Raiders	839	52	16.1	t66	5
Brooks, Ind.	823	62	13.3	75	5
Duper, Mia.	810	52	15.6	t69	5
Duncan, Hou.	785	66	11.9	t37	1
Kane, Sea.	776	52	14.9	t63	4
Toon, Jets	757	57	13.3	t46	6
Johnson, Den.	747	54	13.8	49	3
McGEE, CIN.	737	43	17.1	52	1
Lofton, Buff.	712	35	20.3	71	4

MOST YARDS: 245 (9 receptions), Jeffires, Hou. at K.C. 12/16 — 1 TD

PUNT RETURN LEADERS

	No.	Yards	Avg.	Long	TDs
Verdin, Ind.	31	396	12.8	36	0
Woodson, Pitt.	38	398	10.5	t52	1
Warren, Sea.	28	269	9.6	39	0
T. Brown, Raiders	34	295	8.7	39	0
PRICE, CIN.	29	251	8.7	t66	1
Clark, Den.	21	159	7.6	32	0
Worthen, K.C.	25	180	7.2	37	0
McNeil, Hou.	30	172	5.7	26	0
Martin, Mia.	26	140	5.4	35	0
Fryar, N.D.	28	133	4.8	17	0

LONGEST: 98 yards, Mathis, Jets vs. Dall. 11/4 — TD

KICKOFF RETURN LEADERS

	No.	Yards	Avg.	Long	TDs
Clark, Den.	20	505	25.3	75	0
Elder, S.D.	24	571	23.8	90	0
Woodson, Pitt.	35	764	21.8	49	0
Warren, Sea.	23	478	20.8	71	0
Martin, N.E.	25	515	20.6	38	0
Holland, Raiders	32	655	20.5	87	0
McNeil, Hou.	27	551	20.4	64	0
Metcalfe, Clev.	52	1052	20.2	t101	2
JENNINGS, CIN.	29	584	20.1	33	0
D. Smith, Buff.	32	643	20.1	38	0

LONGEST: 101 yards, Metcalfe, Clev. at Hous. 12/9 — TD

INTERCEPTION LEADERS

	No.	Yards	Long	TDs
R. Johnson, Hou.	8	100	35	1
Byrd, S.D.	7	63	24	0
Ross, K.C.	5	97	40	0
McMillan, Jets	5	92	25	0
Oliver, Mia.	5	87	35	0
Williams, Mia.	5	82	142	1
Woodson, Pitt.	5	67	34	0

MOST INTERCEPTIONS: 2, by many.

LONGEST: 73 yards, Lippett, N.E. vs. Mia. 9/9

1990 NFL LEADERS

TOP TEN RUSHERS

	Att.	Yards	Avg.	Long	TDs
Sanders, Barry, Det.	255	1304	5.1	145	13
Thomas, Thurman, Buff.	271	1297	4.8	180	11
Butts, Marion, S.D.	265	1225	4.6	52	8
Byner, Earnest, Wash.	297	1219	4.1	22	6
Humphrey, Bobby, Den.	288	1202	4.2	137	7
Anderson, Neal, Chi.	260	1078	4.1	52	10
Word, Barry, K.C.	204	1015	5.0	153	4
BROOKS, JAMES, CIN.	195	1004	5.1	156	5
Cunningham, Randall, Phil.	118	942	8.0	152	5
Smith, Emmitt, Dall.	241	937	3.9	148	11

AFC — RUSHING

	Att.	Yards	Avg.	Long	TDs
San Diego	484	2257	4.7	52	14
N.Y. Jets	476	2127	4.5	41	16
CINCINNATI	484	2120	4.4	156	16
Buffalo	479	2080	4.3	180	20
L.A. Raiders	496	2028	4.1	88	20
Kansas City	504	1948	3.9	153	11
Pittsburgh	456	1880	4.1	170	11
Denver	462	1872	4.1	137	19
Seattle	457	1749	3.8	36	18
Miami	420	1535	3.7	33	13
Houston	328	1417	4.3	31	10
New England	383	1398	3.7	29	4
Indianapolis	335	1282	3.8	43	9
Cleveland	345	1220	3.5	42	10
AFC Total	6109	24913	—	88	191
AFC Average	436.4	1779.5	4.1	—	13.6

NFC — RUSHING

	Att.	Yards	Avg.	Long	TDs
Philadelphia	540	2556	4.7	152	10
Chicago	551	2436	4.4	52	22
Washington	515	2083	4.0	26	16
N.Y. Giants	541	2049	3.8	51	17
Detroit	366	1927	5.3	145	19
Phoenix	452	1912	4.2	41	13
Minnesota	455	1867	4.1	158	10
New Orleans	464	1850	4.0	160	14
San Francisco	454	1718	3.8	174	12
Tampa Bay	410	1626	4.0	148	7
L.A. Rams	422	1612	3.8	48	17
Atlanta	420	1594	3.8	67	11
Dallas	393	1500	3.8	148	13
Green Bay	350	1369	3.9	37	5
NFC Total	6333	26099	—	174	186
NFC Average	452.4	1864.2	4.1	—	13.3
League Total	12442	51012	—	88	377
League Average	444.4	1821.9	4.1	—	13.5

AFC — PASSING

	ATT	COMP	PCT COMP	GROSS YARDS	SACK	YDS LOST	NET YARDS	YDS/ATT	YDS/COMP	TD	PCT TD	LONG	INT	PCT INT
Houston	639	399	62.4	5072	39	267	4805	7.94	12.71	37	5.8	187	15	2.3
Miami	539	310	57.5	3611	16	99	3512	6.70	11.65	21	3.9	169	12	2.2
Denver	527	305	57.9	3671	46	330	3341	6.97	12.04	15	2.8	66	18	3.4
Kansas City	449	260	57.9	3458	22	191	3267	7.70	13.30	23	5.1	190	5	1.1
Buffalo	425	263	61.9	3404	27	208	3196	8.01	12.94	28	6.6	71	11	2.6
Cleveland	573	301	52.5	3407	42	260	3147	5.95	11.32	13	2.3	50	23	4.0
CINCINNATI	425	237	55.8	3152	34	209	2943	7.42	13.30	25	5.9	53	23	5.4
Indianapolis	488	269	55.1	3297	51	424	2873	6.76	12.26	22	4.5	75	21	4.3
Seattle	448	265	59.2	3194	40	360	2834	7.13	12.05	15	3.3	163	20	4.6
New England	514	274	53.3	3208	58	443	2765	6.24	11.71	14	2.7	56	20	3.9
N.Y. Jets	451	246	54.5	3059	40	300	2759	6.78	12.43	14	3.1	169	11	2.4
L.A. Raiders	336	183	54.5	2885	29	197	2688	8.59	15.77	19	5.7	168	10	3.0
San Diego	472	246	52.1	2840	20	157	2683	6.02	11.54	18	3.8	145	19	4.0
Pittsburgh	408	237	58.1	2887	33	242	2645	7.08	12.18	20	4.9	90	15	3.7
AFC Total	6694	3795	—	47145	497	3687	43458	—	—	284	—	190	233	—
AFC Average	478.1	271.1	56.7	3367.5	35.5	263.4	3104.1	7.04	12.42	20.3	4.2	—	15.9	3.3

NFC — PASSING

	ATT	COMP	PCT COMP	GROSS YARDS	SACK	YDS LOST	NET YARDS	YDS/ATT	YDS/COMP	TD	PCT TD	LONG	INT	PCT INT
San Francisco	583	360	61.7	4371	37	194	4177	7.50	12.14	26	4.8	178	16	2.7
L.A. Rams	561	310	55.3	4016	30	198	3818	7.16	12.95	24	4.3	155	17	3.0
Washington	536	301	56.2	3611	22	132	3479	6.74	12.00	22	4.1	161	22	4.1
Atlanta	528	293	55.5	3726	46	265	3461	7.06	12.72	21	4.0	175	18	3.4
Green Bay	641	302	55.8	3696	62	390	3306	6.83	12.24	20	3.7	176	21	3.0
Minnesota	497	265	53.3	3445	49	278	3167	6.93	13.00	25	5.0	171	24	4.8
Philadelphia	479	261	58.7	3582	50	438	3144	7.40	12.75	34	7.1	195	13	2.7
Detroit	460	242	52.6	3328	44	278	3050	7.23	13.75	24	5.2	168	20	4.3
Tampa Bay	448	245	54.7	3282	53	433	2849	7.33	13.40	18	4.0	189	24	5.8
Phoenix	439	236	54.2	3118	43	285	2833	7.10	13.10	16	3.6	168	18	4.1
N.Y. Giants	398	231	58.0	2898	29	142	2756	7.26	12.55	18	4.5	180	5	1.3
New Orleans	447	226	50.6	2757	20	131	2626	6.17	12.20	15	3.4	168	23	5.1
Dallas	475	254	53.5	2898	43	317	2581	6.10	11.81	12	2.5	161	24	5.1
Chicago	430	229	53.3	2627	43	283	2344	6.57	12.34	14	3.3	160	12	7.8
NFC Total	6822	3777	—	47556	571	3764	43791	—	—	291	—	195	257	—
NFC Average	487.3	269.8	55.4	3396.8	40.8	268.9	3127.9	6.97	12.58	20.8	4.3	—	18.4	3.8
League Total	13516	7572	—	94700	1068	7451	87249	—	—	575	—	195	480	—
League Average	482.7	270.4	56.0	3362.1	38.1	266.1	3116.0	7.01	12.51	20.5	4.3	—	17.1	3.0

Leader based on net yards

TOP TEN PASSERS

	ATT	COMP	PCT COMP	YDS	AVG	PCT TD	LONG	INT	PCT INT	SACK	LOST	POINTS			
Kelly, Jim, Buff.	346	219	63.3	2829	8.18	24	6	71	9	2	20	158	101.2		
Moon, Warren, Hou.	584	362	62.0	4689	8.03	33	5	7	187	13	2.2	36	252	96.8	
DeBerg, Steve, K.C.	444	258	58.1	3444	7.76	23	5	2	190	4	0.9	22	191	96.3	
Simms, Phil, Giants	311	184	59.2	2284	7.34	15	4	8	180	4	1	3	20	104	92.7
Cunningham, Randall, Phil.	465	271	58.3	3466	7.45	30	6	5	195	13	2.8	49	431	91.6	
Schroeder, Jay, Raiders	334	182	54.5	2849	8.53	19	5	7	168	9	2	7	29	197	90.8
Montana, Joe, S.F.	520	321	61.7	3944	7.58	26	5	0	178	16	3	1	29	153	89.0
Marmo, Dan, Mia.	531	306	57.6	3563	6.71	21	4	0	169	11	2	1	15	90	82.6
Harbaugh, Jim, Chi.	312	180	57.7	2178	6.98	10	3	2	180	6	1	9	31	206	81.9
Briester, Bobby, Pitt.	387	223	57.6	2725	7.04	20	5	2	90	14	3	6	28	213	81.6

TOP TEN PASS RECEIVERS

	No.	Yards	Avg.	Long	TDs
Rice, Jerry, S.F.	100	1502	15.0	164	13
Rison, Andre, Atl.	82	1208	14.7	175	10
Byars, Keith, Phil.	81	819	10.1	54	3
Ellard, Henry, Rams	76	1294	17.0	150	4
Clark, Gary, Wash.	75	1112	14.8	153	8
Jeffires, Haywood, Hou.	74	1048	14.2	187	8
Hill, Drew, Hou.	74	1019	13.8	57	5
Williams, John L. Sea.	73	699	9.6	60	0
Givins, Ernest, Hou.	72	979	13.6	180	9
Reed, Andre, Buff.	71	945	13.3	156	8
Bentley, Albert, Ind.	71	664	9.4	73	2

TOP TEN RECEIVERS BY YARDS

	Yards	No.	Avg.	Long	TDs
Rice, Jerry, S.F.	1502	100	15.0	164	13
Ellard, Henry, Rams	1294	76	17.0	150	4
Rison, Andre, Atl.	1208	82	14.7	175	10
Clark, Gary, Wash.	1112	75	14.8	153	8
Sharpe, Sterling, G.B.	1105	67	16.5	176	6
Anderson, Willie, Rams	1097	51	21.5	155	4
Jeffires, Haywood, Hou.	1048	74	14.2	187	8
Paige, Stephone, K.C.	1021	65	15.7	186	5
Hill, Drew, Hou.	1019	74	13.8	57	5
Carter, Anthony, Minn.	1008	70	14.4	156	8

AFC — INTERCEPTIONS

	Att.	Yards	Avg.	Long	TDs
Pittsburgh	24	385	16.0	59	1
Houston	21	295	14.0	47	1
Kansas City	20	250	12.5	40	1
Miami	19	288	15.2	142	2
San Diego	19	188	9.9	67	0
N.Y. Jets	18	205	11.4	39	0
Buffalo	18	151	8.4	160	2
CINCINNATI	15	146	9.7	29	1
New England	14	194	13.9	73	0
Cleveland	13	212	16.3	164	1
L.A. Raiders	13	102	7.8	31	1
Seattle	12	182	15.2	47	0
Denver	10	190	19.0	149	1
Indianapolis	9	173	19.2	40	1
AFC Total	225	2961	—	73	12
AFC Average	16.1	211.5	13.2	—	0.9

NFC — INTERCEPTIONS

	Att.	Yards	Avg.	Long	TDs
Chicago	31	268	8.6	145	1
Tampa Bay	25	487	19.5	165	3
N.Y. Giants	23	116	5.0	40	2
Minnesota	22	358	16.3	73	2
Washington	21	271	12.9	61	2
Philadelphia	19	271	14.3	142	3
Detroit	17	273	16.1	48	1
Atlanta	17	237	13.9	182	3
San Francisco	17	171	10.1	28	0
Phoenix	16	274	17.1	147	2
Green Bay	16	154	9.6	32	1
L.A. Rams	12	105	8.8	144	1
Dallas	11	126	11.5	164	1
New Orleans	8	158	19.8	150	1
NFC Total	255	3269	—	182	23
NFC Average	18.2	233.5	12.8	—	1.6
League Total	480	6230	—	182	35
League Average	17.1	222.5	13.0	—	1.3

TOP TEN INTERCEPTORS

	No.	Yards	Avg.	Long	TDs
Carrier, Mark, Chi.	10	39	3.9	14	0
Johnson, Richard, Hou.	8	100	12.5	35	1
Haddix, Wayne, T.B.	7	231	33.0	165	3
Browner, Joey, Minn.	7	103	14.7	31	1
Waymer, Dave, S.F.	7	64	9.1	24	0
Byrd, Gill, S.D.	7	63	9.0	24	0
Mayhew, Martin, Wash.	7	20	2.9	15	0
Walls, Everson, Giants	6	80	13.3	40	1
Stinson, Lemuel, Chi.	6	66	11.0	30	0
White, William, Det.	5	120	24.0	48	1
Ross, Kevin, K.C.	5	97	19.4	40	0
McMillan, Erik, Jets	5	92	18.4	25	0
Oliver, Louis, Mia.	5	87	17.4	35	0
Williams, Jarvis, Mia.	5	82	16.4	142	1
Woodson, Rod, Pitt.	5	67	13.4	34	0
Hopkins, Wes, Phil.	5	45	9.0	21	0
Hamilton, Harry, TB.	5	39	7.8	27	0
Jackson, Greg, Giants	5	8	1.6	5	0

AFC — PUNT RETURNS

	No.	FC	Yards	Avg.	Long	TDs
Indianapolis	36	9	402	11.2	36	0
N.Y. Jets	30	11	319	10.6	198	1
Pittsburgh	39	8	398	10.2	152	1
San Diego	35	16	336	9.6	163	2
Seattle	36	16	337	9.4	39	0
L.A. Raiders	34	8	295	8.7	39	0
CINCINNATI	30	14	255	8.5	166	1
Denver	33	12	256	7.8	32	0
Buffalo	25	9	177	7.1	25	0
Kansas City	37	6	254	6.9	37	0
Cleveland	31	15	209	6.7	25	0
Miami	39	18	233	6.0	35	0
Houston	30	21	172	5.7	26	0
New England	29	10	134	4.6	17	0
AFC Total	464	173	3777	—	198	5
AFC Average	33.1	12.4	269.8	8.1	—	0.4

NFC — PUNT RETURNS

	No.	FC	Yards	Avg.	Long	TDs
Chicago	36	13	399	11.1	195	1
N.Y. Giants	43	12	467	10.9	168	1
Detroit	35	7	361	10.3	39	0
L.A. Rams	35	7	346	9.9	26	0
Green Bay	32	9	308	9.6	25	0
New Orleans	45	9	400	8.9	33	0
Phoenix	40	7	342	8.6	20	0
Washington	48	17	388	8.1	32	0
Tampa Bay	23	15	184	8.0	16	0
Atlanta	35	17	279	8.0	179	1
Philadelphia	40	11	315	7.9	30	0
San Francisco	48	16	356	7.4	30	0
Minnesota	33	24	225	6.8	30	0
Dallas	39	11	250	6.4	20	0
NFC Total	532	175	4620	—	195	3
NFC Average	38.0	12.5	330.0	8.7	—	0.2
League Total	996	348	8397	—	198	8
League Average	35.6	12.4	299.9	8.4	—	0.3

TOP TEN PUNT RETURNERS

	No.	FC	Yards	Avg.	Long	TDs
Verdin, Clarence, Ind.	31	3	396	12.8	36	0
Bailey, Johnny, Chi.	36	13	399	11.1	195	1
Meggett, David, Giants	43	12	467	10.9	168	1
Gray, Mel, Det.	34	7	361	10.6	39	0
Woodson, Rod, Pitt.	38	8	398	10.5	152	1
Query, Jeff, G.B.	32	7	308	9.6	25	0
Warren, Chris, Sea.	28	16	269	9.6	39	0
Brown, Tim, Raiders	34	8	295	8.7	39	0
PRICE, MITCHELL, CIN.	29	14	251	8.7	166	1
Sanders, Deion, All.	29	13	250	8.6	179	1

AFC — KICKOFF RETURNS

	No.	Yards	Avg.	Long	TDs
San Diego	55	1188	21.6	90	0
CINCINNATI	62	1266	20.4	43	0
Buffalo	51	1040	20.4	54	0
Seattle	50	985	19.7	71	0
L.A. Raiders	64	1237	19.3	87	0
Pittsburgh	50	956	19.1	49	0
Denver	66	1260	19.1	75	0
N.Y. Jets	61	1129	18.5	63	0
Houston	47	861	18.3	64	0
Indianapolis	65	1189	18.3	44	0
Miami	43	780	18.1	35	0
New England	77	1395	18.1	38	0
Cleveland	71	1276	18.0	1101	2
Kansas City	46	784	17.0	46	0
AFC Total	808	15346	—	1101	2
AFC Average	57.7	1096.1	19.0	—	0.1

NFC — KICKOFF RETURNS

	No.	Yards	Avg.	Long	TDs
Atlanta	58	1229	21.2	176	1
Detroit	70	1466	20.9	65	0
New Orleans	58	1205	20.8	58	0
Green Bay	63	1303	20.7	176	1
Dallas	54	1102	20.4	190	1
L.A. Rams	63	1279	20.3	199	1
N.Y. Giants	46	884	19.2	58	0
Minnesota	66	1249	18.9	64	0
Tampa Bay	63	1175	18.7	55	0
San Francisco	53	965	18.2	35	0
Washington	62	1113	18.0	37	0
Philadelphia	54	965	17.9	44	0
Phoenix	60	1068	17.8	32	0
Chicago	54	879	16.3	59	0
NFC Total	824	15882	—	199	4
NFC Average	58.9	1134.4	19.3	—	0.3

TOP TEN KICKOFF RETURNERS

	No.	Yards	Avg.	Long	TDs
Clark, Kevin, Den.	20	505	25.3	75	0
Elder, Donnie, S.D.	24	571	23.8	90	0
Meggett, David, Giants	21	492	23.4	58	0
Gray, Mel, Det.	41	939	22.9	65	0
Wilson, Charles, G.B.	35	798	22.8	36	0
Green, Gaston, Rams	25	560	22.4	199	1
Walker, Herschel, Minn.	44	966	22.0	64	0
Woodson, Rod, Pitt.	35	764	21.8	49	0
Sanders, Deion, All.	39	851	21.8	50	0
Warren, Chris, Sea.	23	478	20.8	71	0

AFC — PUNTING

	Total Punts	Yards	Long	Avg.	TB	Blk	Opp. Ret.	Return Yards	Inside the 20	Net Avg.
Houston	34	1530	60	45.0	5	0	23	186	7	36.6
Denver	60	2612	67	43.5	7	1	22	159	14	38.5
Indianapolis	72	3084	61	42.8	3	1	42	334	24	37.4
CINCINNATI	65	2739	70	42.1	9	0	36	352	12	34.0
Miami	72	3022	62	42.0	3	0	40	397	20	35.6
New England	92	3752	69	40.8	8	2	50	503	18	33.6
Seattle	67	2722	54	40.6	8	0	29	254	18	34.4
San Diego	62	2442	59	39.4	2	1	28	131	14	36.6
Buffalo	58	2281	55	39.3	4	0	31	251	12	33.6
N.Y. Jets	61	2398	58	39.3	3	0	35	269	18	33.9
Kansas City	81	3132	58	38.7	3	0	44	411	22	32.9
L.A. Raiders	62	2315	57	37.3	4	2	24	153	19	33.6
Pittsburgh	66	2454	51	37.2	5	1	16	105	18	34.1
Cleveland	78	2879	65	36.9	2	4	41	425	13	30.9
AFC Total	930	37362	70	—	66	12	461	3930	229	—
AFC Average	66.4	2668.7	—	40.2	4.7	0.9	32.9	280.7	16.4	34.5

NFC — PUNTING

	Total Punts	Yards	Long	Avg.	TB	Blk	Opp. Ret.	Return Yards	Inside the 20	Net Avg.
N.Y. Giants	75	3306	67	44.1	11	0	41	291	24	37.3
Dallas	79	3413	62	43.2	8	0	43	438	20	35.6
Phoenix	67	2865	63	42.8	5	0	41	258	16	37.4
New Orleans	71	2990	65	42.1	6	1	43	302	20	36.2
Minnesota	79	3299	61	41.8	8	1	44	513	19	33.2
Atlanta	70	2913	59	41.6	4	0	39	314	15	36.0
Philadelphia	74	3026	60	40.9	3	2	37	338	20	35.5
Detroit	63	2560	59	40.6	5	0	29	233	10	35.3
Tampa Bay	72	2902	62	40.3	5	0	39	352	8	34.0
Chicago	78	3073	59	39.4	7	2	39	322	22	33.5
L.A. Rams	69	2663	58	38.6	2	1	46	420	8	31.9
Washington	55	2064	53	37.5	1	1	30	205	23	33.4
Green Bay	65	2431	59	37.4	2	1	34	266	17	32.7
San Francisco	70	2537	56	36.2	8	1	30	215	15	30.9
NFC Total	987	40042	67	—	75	10	535	4467	237	—
NFC Average	70.5	2860.1	—	40.6	5.4	0.7	38.2	319.1	16.9	34.5
League Total	1917	77404	70	—	141	22	996	8397	466	—
League Average	68.5	2764.4	—	40.4	5.0	0.8	35.6	299.9	16.6	34.5

TOP TEN PUNTERS

	No.	Yards	Long	Avg.	Total Punts	TB	Blk	Opp. Ret.	Ret. Yds.	In 20	Net Avg.
Horan, Mike, Den.	58	2575	67	44.4	59	6	1	22	159	14	38.9
Landeta, Sean, Giants	75	3306	67	44.1	75	11	0	41	291	24	37.3
Stark, Rohn, Ind.	71	3084	61	43.4	72	3	1	42	334	24	37.4
Saxon, Mike, Dall.	79	3413	62	43.2	79	8	0	43	438	20	35.6
Camarillo, Rich, Phoe.	67	2865	63	42.8	67	5	0	41	258	16	37.4
Barnhardt, Tommy, N.O.	70	2990	65	42.7	71	6	1	43	302	20	36.2
Newsome, Harry, Minn.	78	3299	61	42.3	79	8	1	44	513	19	33.2
JOHNSON, LEE, CIN.	64	2705	70	42.3	64	8	0	36	352	12	34.3
Feagles, Jeff, Phil.	72	3026	60	42.0	74	3	2	37	338	20	35.5
Roby, Reggie, Mia	72	3022	62	42.0	72	3	0	40	397	20	35.6

AFC — FIELD GOALS

	FG	FGA	Pct.	Long
Kansas City	34	37	.919	48
N.Y. Jets	23	26	.885	47
Miami	21	25	.840	53
Pittsburgh	20	25	.800	48
CINCINNATI	17	22	.773	46
L.A. Raiders	15	20	.750	50
San Diego	21	28	.750	43
Denver	25	34	.735	49
New England	16	22	.727	53
Seattle	23	32	.719	51
Indianapolis	17	24	.708	55
Cleveland	14	20	.700	47
Buffalo	20	29	.690	48
Houston	21	32	.656	49
AFC Total	287	376	—	55
AFC Average	20.5	26.9	.763	—

NFC — FIELD GOALS

	FG	FGA	Pct.	Long
Minnesota	25	28	.893	48
Tampa Bay	23	27	.852	54
New Orleans	21	27	.778	52
Green Bay	23	30	.767	53
N.Y. Giants	21	28	.750	49
Washington	30	40	.750	56
Philadelphia	21	29	.724	53
Dallas	18	25	.720	49
Chicago	26	37	.703	52
Atlanta	22	33	.667	53
San Francisco	24	36	.667	56
Detroit	17	26	.654	47
Phoenix	17	27	.630	50
L.A. Rams	15	24	.625	46

NFC Total	303	417	—	56
NFC Average	21.6	29.8	.727	—
League Totals	590	793	—	56
League Average	21.1	28.3	.744	—

AFC — SCORING

	TD	TDR	TDP	TDM	XP	XPA	FG	FGA	SAF	Points
Buffalo	53	20	28	5	50	53	20	29	0	428
Houston	49	10	37	2	46	49	21	32	1	405
Kansas City	38	11	23	4	37	38	34	37	1	369
CINCINNATI	44	16	25	3	41	44	17	22	2	360
L. A. Raiders	42	20	19	3	40	42	15	20	0	337
Miami	39	13	21	5	37	39	21	25	1	336
Denver	36	19	15	2	34	36	25	34	3	331
San Diego	36	14	18	4	34	36	21	28	1	315
Seattle	34	18	15	1	33	34	23	32	0	306
N. Y. Jets	32	16	14	2	32	32	23	26	1	295
Pittsburgh	33	11	20	2	32	33	20	25	1	292
Indianapolis	33	9	22	2	32	33	17	24	0	281
Cleveland	27	10	13	4	24	27	14	20	0	228
New England	19	4	14	1	19	19	16	22	0	181
AFC Total	515	191	284	40	491	515	287	376	11	4464
AFC Average	36.8	13.6	20.3	2.9	35.1	36.8	20.5	26.9	0.8	318.9

NFC — SCORING

	TD	TDR	TDP	TDM	XP	XPA	FG	FGA	SAF	Points
Philadelphia	48	10	34	4	45	48	21	29	0	396
Washington	41	16	22	3	41	41	30	40	2	381
Detroit	46	19	24	3	46	46	17	26	0	373
San Francisco	40	12	28	0	39	40	24	36	1	353
Minnesota	39	10	25	4	38	39	25	28	2	351
Atlanta	40	11	21	8	40	40	22	33	1	348
Chicago	39	22	14	3	36	38	26	37	0	348
L. A. Rams	43	17	24	2	42	43	15	24	0	345
N. Y. Giants	39	17	18	4	38	39	21	28	0	335
New Orleans	30	14	15	1	29	30	21	27	1	274
Green Bay	29	5	20	4	28	29	23	30	0	271
Phoenix	31	13	16	2	31	31	17	27	0	268
Tampa Bay	28	7	18	3	27	28	23	27	0	264
Dallas	27	13	12	2	26	27	18	25	1	244
NFC Total	520	186	291	43	506	519	303	417	8	4551
NFC Average	37.1	13.3	20.8	3.1	36.1	37.1	21.6	29.8	0.6	325.1
League Total	1035	377	575	83	997	1034	590	793	19	9015
League Average	37.0	13.5	20.5	3.0	35.6	36.9	21.1	28.3	0.7	322.0

TOP TEN SCORERS — NONKICKERS

	TD	TDR	TDP	TDM	PTS
Sanders, Barry, Det.	16	13	3	0	96
Fenner, Derrick, Sea.	15	14	1	0	90
Gary, Cleveland, Rams	15	14	1	0	90
Allen, Marcus, Raiders	13	12	1	0	78
Anderson, Neal, Chi.	13	10	3	0	78
Rice, Jerry, S.F.	13	0	13	0	78
Thomas, Thurman, Buff.	13	11	2	0	78
White, Lorenzo, Hou.	12	8	4	0	72
Anderson, Ottis, Giants	11	11	0	0	66
Smith, Emmitt, Dall.	11	11	0	0	66

TOP TEN SCORERS — KICKERS

	XP	XPA	FG	FGA	PTS
Lowery, Nick, K.C.	37	38	34	37	139
Lohmiller, Chip, Wash.	41	41	30	40	131
Butler, Kevin, Chi.	36	37	26	37	114
Cofer, Mike, S.F.	39	39	24	36	111
Norwood, Scott, Buff.	50	52	20	29	110
Treadwell, David, Den.	34	36	25	34	109
Ruzek, Roger, Phil.	45	48	21	29	108
Davis, Greg, Atl.	40	40	22	33	106
Johnson, Norm, Sea.	33	34	23	32	102
Leahy, Pat, Jets	32	32	23	26	101

AFC — SACKS

	Sacks	Yards
Kansas City	60	421
L. A. Raiders	48	335
Miami	45	348
San Diego	45	345
Buffalo	43	326
Houston	38	272
N. Y. Jets	38	308
Denver	34	289

Pittsburgh	34	228
New England	33	224
Seattle	33	252
Cleveland	32	211
Indianapolis	29	203
CINCINNATI	25	205
AFC Total	537	3967
AFC Average	38.4	283.4

NFC — SACKS

	Sacks	Yards
Minnesota	47	277
Philadelphia	45	280
Washington	45	340
San Francisco	44	263
New Orleans	42	265
Chicago	41	300
Detroit	41	279
Dallas	36	292
Phoenix	36	232
Tampa Bay	34	204
Atlanta	33	214
N.Y. Giants	30	186
L.A. Rams	30	180
Green Bay	27	172
NFC Total	531	3484
NFC Average	37.9	248.9
League Total	1068	7451
League Average	38.1	266.1

TOP TEN LEADERS — SACKS

Thomas, Derrick, K.C.	20.0
Smith, Bruce, Buff.	19.0
Haley, Charles, S.F.	16.0
White, Reggie, Phil.	14.0
O'Neal, Leslie, S.D.	13.5
Byrd, Dennis, Jets	13.0
Greene, Kevin, Rams	13.0
Green, Jacob, Sea.	12.5
Jones, Sean, Hou.	12.5
Townsend, Greg, Raiders	12.5

AMERICAN FOOTBALL CONFERENCE — FUMBLES

	Fum	Own Rec	Fum OB	TD	Opp Rec	TD	Yards	Tot Rec
Buffalo	17	7	0	0	17	1	68	24
Indianapolis	23	13	0	0	15	1	86	28
L.A. Raiders	24	9	1	0	9	2	27	18
San Diego	24	10	1	0	11	2	10	21
CINCINNATI	25	10	3	0	16	1	95	26
N.Y. Jets	28	13	2	0	11	1	-17	24
Denver	30	14	2	0	15	1	30	29
Kansas City	30	14	2	0	25	1	-11	39
Seattle	32	15	1	0	18	1	49	33
Miami	33	17	1	0	8	2	17	25
Houston	34	13	0	0	12	1	72	25
Cleveland	37	13	1	0	9	1	15	22
Pittsburgh	40	17	6	0	18	0	58	35
AFC Total	410	179	23	0	202	16	523	381
AFC Average	29.3	12.8	1.6	0.0	14.4	1.1	37.4	27.2

NATIONAL FOOTBALL CONFERENCE — FUMBLES

	Fum	Own Rec	Fum OB	TD	Opp Rec	TD	Yards	Tot Rec
Washington	14	6	2	0	12	1	47	18
N.Y. Giants	21	12	0	0	11	1	25	23
San Francisco	24	7	3	0	14	0	37	21
Phoenix	25	9	2	0	11	0	10	20
L.A. Rams	25	8	3	0	19	0	-5	27
Dallas	27	14	4	0	19	0	39	33
Chicago	29	14	1	0	14	1	58	28
Detroit	29	11	2	0	18	2	65	29
New Orleans	29	11	2	0	19	0	15	30
Minnesota	30	15	2	0	11	2	28	26
Philadelphia	32	15	2	0	11	1	34	26
Green Bay	37	12	3	0	14	1	47	26
Tampa Bay	38	15	4	0	17	0	-8	32
Atlanta	40	15	4	0	18	2	50	33
NFC Total	400	164	34	0	208	11	442	372
NFC Average	28.6	11.7	2.4	0.0	14.9	0.8	31.6	26.6

League Total	810	343	57	0	410	27	965	753
League Average	28.9	12.3	2.0	0.0	14.6	1.0	34.5	26.9

Fumbled though the end zone, ball awarded to opponents: None.

Fum OB = Fumbled out of bounds.

Yards includes aborted plays, own recoveries, and opponents' recoveries.

AFC — TOUCHDOWNS ON FUMBLE RECOVERIES

Miller, Les, S.D.	2
Blaylock, Anthony, Clev.	1
BUSSEY, BARNEY, CIN.	1
Davis, Darrell, Jets	1
Goode, Chris, Ind.	1
Kinard, Terry, Hous.	1
McDaniel, Terry, Raiders	1
Mecklenburg, Karl, Den.	1
Odom, Cliff, Mia.	1
Odomes, Nate, Buff.	1
Robinson, Eugene, Sea.	1
Saleaumua, Dan, K.C.	1
Sochia, Brian, Mia.	1
Townsend, Greg, Raiders	1
Williams, Brent, N.E.	1

NFC — TOUCHDOWNS ON FUMBLE RECOVERIES

Butler, Bobby, Atl.	1
Crockett, Ray, Det.	1
Dent, Richard, Chi.	1
Duerson, Dave, Giants	1
Gouveia, Kurt, Wash.	1
Merriweather, Mike, Minn.	1
Noga, Al, Minn.	1
Query, Jeff, G.B.	1
Simmons, Clyde, Phil.	1
Tuggle, Jessie, Atl.	1
Williams, Jimmy, Det.	1

NFL CLUB LEADERS

	Offense	Defense
First Downs	Hou. 376	N.Y.G. 245
Rushing	Chi. 142	Phil. 59
Passing	Hou. 251	Pitt. 130
Penalty	Rams 31	Cin. 12
Rushes	Chi. 551	Phil. 337
Net Yds. Gained	Phil. 2556	Phil. 1169
Avg. Gain	Det. 5.3	Atl. 3.3
Passes Attempted	Hou. 639	N.E. 374
Completed	Hou. 399	Minn. & N.E. 218
% Completed	Hou. 62.4	Phil. 48.2
Total Yds. Gained	Hou. 5072	Pitt. 2728
Times Sacked	Mia. 16	K.C. 60
Yds. Lost	Mia. 99	K.C. 421
Net Yds. Gained	Hou. 4805	Pitt. 2500
Net Yds. Per Pass Play	Raiders 7.36	Pitt. 5.06
Yds. Gained Per Comp.	Raiders 15.77	N.Y.G. 10.55
Combined Net Yds. Gained	Hou. 6222	Pitt. 4115
% Total Yds. Rushing	Chi. 48.9	Phil. 25.1
% Total Yds. Passing	Hou. 77.2	N.E. 53.0
Ball Control Plays	S.F. 1074	Hou. 890
Avg. Yds. per Play	Hou. 6.18	Pitt. 4.38
Avg. Time of Poss.	Phil. 33:19	—
Third Down Efficiency	Hou. 52.2	Phil. 31.3
Interceptions	—	Chi. 31
Yds. Returned	—	T.B. 487
Returned for TD	—	Atl., Phil. & T.B. 3
Punts	N.E. 92	—
Yds. Punted	N.E. 3752	—
Avg. Yds. per Punt	Hou. 45.0	—

Punt Returns	S.F. & Wash. 48	Pitt. 16
Yds. Returned	N.Y.G. 467	Pitt. 105
Avg. Yds. per Return	Ind. 11.2	S.D. 4.7
Returned for TD	S.D. 2	—
Kickoff Returns	N.E. 77	N.O. 36
Yds. Returned	Det. 1466	N.O. 583
Avg. Yds. per Return	S.D. 21.6	Buff. 15.5
Returned for TD	Clev. 2	—
Total Points Scored	Buff. 428	N.Y.G. 211
Total TDs	Buff. 53	N.Y.G. 23
TDs Rushing	Chi. 22	Raiders 4
TDs Passing	Hou. 37	Pitt. 9
TDs on Ret. and Rec.	Atl. 8	Buff. 0
Extra Points	Buff. 50	N.Y.G. 23
Safeties	Den. 3	—
Field Goals Made	K.C. 34	Five with 16
Field Goals Attempted	Wash. 40	K.C. & Phoe. 20
% Successful	K.C. 91.9	Clev. 59.3

NFL CLUB RANKINGS BY YARDS

Team	Offense			Defense		
	Total	Rush	Pass	Total	Rush	Pass
Atlanta	10	21	6	19	3	28
Buffalo	6	7	10	8	15	7
Chicago	13	2	28	6	7	10
CINCINNATI	9	5	15	25	22	26
Cleveland	25	28	12	17	23	15
Dallas	28	23	27	10	18	2
Denver	8	14	7	20	17	21
Detroit	14	11	14	28	27	20
Green Bay	20	26	8	22	20	22
Houston	*1	24	*1	11	8	14
Indianapolis	27	27	16	26	24	23
Kansas City	7	10	9	16	12	17
Los Angeles Raiders	19	9	23	4	14	4
Los Angeles Rams	5	20	3	21	13	27
Miami	11	22	4	7	16	5
Minnesota	12	15	11	13	21	3
New England	26	25	20	27	28	13
New Orleans	23	16	26	15	6	19
New York Giants	17	8	22	2	4	6
New York Jets	16	4	21	23	19	24
Philadelphia	3	*1	13	12	*1	25
Phoenix	18	12	19	18	26	8
Pittsburgh	22	13	25	*1	11	*1
San Diego	15	3	24	5	5	9
San Francisco	2	18	2	3	2	12
Seattle	21	17	18	9	10	11
Tampa Bay	24	19	17	24	25	18
Washington	4	6	5	14	9	16

*—League Leader

AFC TAKEAWAYS/GIVEAWAYS

	Takeaways			Giveaways			Net Diff.
	Int.	Fum.	Total	Int.	Fum.	Total	
Kansas City	20	25	45	5	14	19	26
Buffalo	18	17	35	11	10	21	14
Pittsburgh	24	18	42	15	17	32	10
New York Jets	18	11	29	11	13	24	5
Miami	19	8	27	12	15	27	0
Los Angeles Raiders	13	9	22	10	14	24	-2
San Diego	19	11	30	19	13	32	-2
Houston	21	12	33	15	21	36	-3
CINCINNATI	15	16	31	23	12	35	-4
New England	14	18	32	20	16	36	-4
Seattle	12	18	30	20	16	36	-6
Denver	10	15	25	18	14	32	-7
Indianapolis	9	15	24	21	10	31	-7
Cleveland	13	9	22	23	23	46	-24

NFC TAKEAWAYS/GIVEAWAYS

	Takeaways			Giveaways			Net Diff.
	Int.	Fum.	Total	Int.	Fum.	Total	
New York Giants	23	11	34	5	9	14	20
Chicago	31	14	45	12	14	26	19
Washington	21	12	33	22	6	28	5
Philadelphia	19	11	30	13	15	28	2
San Francisco	17	14	31	16	14	30	1
Los Angeles Rams	12	19	31	17	14	31	0
Detroit	17	18	35	20	16	36	-1
Tampa Bay	25	17	42	24	19	43	-1
Dallas	11	19	30	24	9	33	-3
Atlanta	17	18	35	18	21	39	-4
Minnesota	22	11	33	24	13	37	-4
Phoenix	16	11	27	18	14	32	-5
New Orleans	8	19	27	23	16	39	-12
Green Bay	16	14	30	21	22	43	-13

HOW THE 1990 BENGALS WERE BUILT

Year		Draft	Free Agents	Trades
1980	T	Anthony Munoz (No. 1)	P/K Jim Breech	
1982	TE	Rodney Holman (No. 3)		
1983	NT	Tim Krumrie (No. 10)		
1984	G	Brian Blados (No. 1)		RB James Brooks (from San Diego)
	QB	Boomer Esiason (No. 2)		
	RB	Stanford Jennings (No. 3)		
	S**	Barney Bussey (No. 5)		
	LB	Leo Barker (No. 7)		
	G-T	Bruce Reimers (No. 8)		
	G-C	Bruce Kozerski (No. 9)		
1985	WR	Eddie Brown (No. 1)		
	LB	Carl Zander (No. 2)		
	T	Joe Walter (No. 7a)		
1986	WR	Tim McGee (No. 1a)	LB Ed Brady	
	CB	Lewis Billups (No. 2)		
	NT	Mike Hammerstein (No. 3a)		
	S	David Fulcher (No. 3b)		
	TE	Eric Kattus (No. 4)		
	LB	Leon White (No. 5)		
1987	DE	Jason Buck (No. 1)		
	CB	Eric Thomas (No. 2)		
	DE	Skip McClendon (No. 3a)		
	TE	Jim Riggs (No. 4)		
	CB	Solomon Wilcotts (No. 8)		
1988	CB	Rickey Dixon (No. 1)	P/K Lee Johnson	
	RB	Ickey Woods (No. 2)		
	LB	Kevin Walker (No. 3)		
	DE	David Grant (No. 4)		
	G/C	Paul Jetton (No. 6)		
1989	RB	Eric Ball (No. 2)	T Ken Moyer	
	QB	Erik Wilhelm (No. 3)	Todd Philcox	
	DE	Natu Tuatagaloa (No. 5)		
	RB	Craig Taylor (No. 6)		
1990		James Francis (No. 1)	Mike Barber	Rod Jones (from Tampa Bay)
		Harold Green (No. 2)	Kirk Scrafford	
		Bernard Clark (No. 3)		Carl Carter (from Phoenix)
		Mike Brennan (No. 4)		
		Lynn James (No. 5)		
		Craig Ogletree (No. 7)		
		Mitchell Price (No. 9)		

** Selected in fifth round in 1984, played in USFL, joined Bengals in 1986.

BENGALS "100-YARD CLUB"

James Brooks is the Cincinnati Bengals alltime leader in rushing for 100 yards or more in a game.

Brooks has cracked the century mark 15 times since joining the Bengals in 1984.

The premier running back rushed for 100 plus yards in a game twice in 1990—105 yards against Pittsburgh and 201 yards, a club rushing record, against Houston.

Pete Johnson rushed 100 yards or more 14 times during his career in Cincinnati. Paul Robinson did it six times and Essex Johnson five.

Cincinnati players who have gained 100 or more yards rushing in a game

YDS.	DATE	TEAM	
Paul Robinson	159	10-27-68	Oakland
Paul Robinson	156	11- 3-68	Houston
Paul Robinson	115	11-10-68	Kansas City
Paul Robinson	134	11-17-68	Miami
Jess Phillips	103	10- 4-69	San Diego
Jess Phillips	120	11- 2-69	Oakland
Paul Robinson	117	11-30-69	Buffalo
Jess Phillips	130	9-29-70	Oakland
Virgil Carter	110	11-15-70	Cleveland
Paul Robinson	117	11-22-70	Pittsburgh
Essex Johnson	113	9-19-71	Philadelphia
Essex Johnson	109	12- 5-71	Cleveland
Essex Johnson	103	10-29-72	Houston
Doug Dressler	110	10-29-72	Houston
Essex Johnson	131	9-23-73	Houston
Essex Johnson	121	9-30-73	San Diego
Boobie Clark	112	10-14-73	Pittsburgh
Boobie Clark	104	10-21-73	Kansas City
Boobie Clark	100	10-31-76	Cleveland
Archie Griffin	139	11-21-76	Kansas City
Pete Johnson	108	10-23-77	Denver
Deacon Turner	116	11- 5-78	San Diego
Pete Johnson	160	12-17-78	Cleveland
Archie Griffin	103	10-28-79	Philadelphia
Pete Johnson	113	11-18-79	Houston
Archie Griffin	105	11-25-79	St. Louis
Pete Johnson	115	10-19-80	Minnesota
Pete Johnson	112	11-30-80	Kansas City
Pete Johnson	118	12- 7-80	Baltimore
Pete Johnson	134	12-14-80	Chicago
Pete Johnson	114	11- 1-81	Houston
Pete Johnson	105	11-29-81	Cleveland
Pete Johnson	129	11-28-82	LA Raiders
Pete Johnson	112	10-30-83	Green Bay
Pete Johnson	137	11-20-83	Houston
Pete Johnson	126	12- 4-83	Pittsburgh
Pete Johnson	118	12-11-83	Detroit
Larry Kinnebrew	119	11-18-84	Seattle
Larry Kinnebrew	101	9- 8-85	Seattle
James Brooks	133	9-30-85	Pittsburgh
Larry Kinnebrew	128	11- 3-85	Buffalo
James Brooks	109	12- 8-85	Dallas
James Brooks	118	9-18-86	Cleveland
James Brooks	133	10-19-86	Houston
James Brooks	120	11- 2-86	Detroit
James Brooks	163	12- 7-86	New England
Marc Logan	103	10-11-87	Seattle
Larry Kinnebrew	100	11-15-87	Atlanta
Ickey Woods	139	10- 9-88	New York Jets
James Brooks	102	10-23-88	Houston
Ickey Woods	110	11- 6-88	Pittsburgh
James Brooks	148	11-20-88	Dallas
Ickey Woods	129	11-27-88	Buffalo
Ickey Woods	141	12- 4-88	San Diego
James Brooks	113	9-17-89	Pittsburgh
James Brooks	127	10- 8-89	Pittsburgh
James Brooks	131	10-29-89	Tampa Bay
James Brooks	141	11-13-89	Houston
James Brooks	105	11-26-89	Buffalo
James Brooks	105	12- 2-90	Pittsburgh
James Brooks	201	12-23-90	Houston

CINCINNATI BENGALS 1991 TRAINING CAMP ROSTER NUMERICAL

NO.	NAME	POS.	HT.	WT.	AGE	NFL EXP.	COLLEGE
3	Jim Breech	K	5-6	161	35	13	California
4	Erik Wilhelm	QB	6-3	217	25	3	Oregon State
7	Boomer Esiason	QB	6-5	220	29	8	Maryland
11	Lee Johnson	P-K	6-2	200	28	7	Brigham Young
12	Donald Hollas	QB	6-3	215	23	R	Rice
15	Chris Swartz	QB	6-2	205	23	R	Morehead State
16	John Langeloh	K	6-1	192	23	R	Michigan State
20	Craig Taylor	RB	6-0	228	25	3	West Virginia
21	James Brooks	RB	5-10	182	31	12	Auburn
22	Eric Thomas	CB	5-11	181	26	5	Tulane
24	Lewis Billups	CB	5-11	182	28	6	North Alabama
25	Rod Jones	CB	6-0	185	27	6	SMU
26	Jerry Jones	WR	5-10	175	25	R	Central State
27	Barney Bussey	S	6-0	210	28	6	South Carolina State
28	Harold Green	RB	6-2	222	23	2	South Carolina
29	Rickey Dixon	FS	5-11	191	24	4	Oklahoma
30	Ickey Woods	RB	6-2	232	25	4	UNLV
31	Richard Fain	CB	5-10	183	23	R	Florida
32	Mitchell Price	CB	5-9	181	24	2	Tulane
33	David Fulcher	S	6-3	238	27	6	Arizona State
34	Fernandus Vinson	S	5-10	197	22	R	N.C. State
35	Antoine Bennett	CB	5-11	185	23	R	Florida A&M
36	Stanford Jennings	RB	6-1	212	28	8	Furman
37	Dennis Arey	WR	5-11	183	23	R	San Diego State
38	Mike Dingle	RB	6-2	240	22	R	South Carolina
39	Travis Vallin	WR	6-1	187	22	R	Kearney State
40	Melvin Waters	RB	5-9	219	23	R	Tennessee State
41	Joe King	DB	6-3	202	23	R	Oklahoma State
42	Eric Ball	RB	6-2	214	24	3	UCLA
43	Howard Dell	WR	6-2	210	26	R	McMaster
44	Shane Garrett	WR	5-11	185	23	R	Texas A&M
45	Carl Carter	CB	5-11	180	27	6	Texas Tech
48	Chris Smith	TE	6-3	236	25	R	BYU
49	Ken McKay	TE	6-3	237	23	R	Louisville
50	James Francis	LB	6-5	252	22	2	Baylor
51	Leon White	LB	6-3	242	27	6	Brigham Young
52	Craig Ogletree	LB	6-2	236	23	2	Auburn
53	Leo Barker	LB	6-2	230	31	8	New Mexico State
55	Ed Brady	LB	6-2	236	30	8	Illinois
57	Bernard Clark	LB	6-2	248	24	2	Miami (Fla.)
58	Alex Gordon	LB	6-5	245	26	5	Cincinnati
59	Kevin Walker	LB	6-3	244	26	4	Maryland
60	Mike Brennan	G	6-4	274	24	2	Notre Dame
61	Rick Trumbull	T	6-6	300	23	R	Missouri
62	Eric Crigler	T	6-5	295	24	1	Murray State
63	Joe Walter	T	6-7	292	28	7	Texas Tech
64	Bruce Kozerski	C	6-4	287	28	8	Holy Cross
65	Mike Arthur	C	6-3	271	23	R	Texas A&M
66	David Senczyszyn	G	6-5	285	23	R	Wisconsin
67	Branko Vincic	NT	6-4	300	26	R	Eastern Michigan
68	Paul Jetton	C/G	6-4	288	26	3	Texas
69	Tim Krumrie	NT	6-2	274	30	9	Wisconsin-Madison
70	Arthur Walker	DE	6-4	268	23	R	Colorado
71	Bob Dahl	DE	6-5	290	22	R	Notre Dame
72	Skip McClendon	DE	6-7	287	26	5	Arizona State
73	Ken Moyer	G	6-7	297	24	3	Toledo
74	Brian Blados	G	6-5	296	29	8	North Carolina
75	Bruce Reimers	G	6-7	298	32	8	Iowa State
76	Kirk Scrafford	T	6-6	255	24	2	Montana
77	Jim Lavin	G	6-3	282	22	R	Georgia Tech
78	Anthony Munoz	T	6-6	284	32	12	USC
79	Lamar Rogers	DE	6-4	290	23	R	Auburn
80	Lynn James	WR	6-0	191	24	2	Arizona State
81	Eddie Brown	WR	6-0	185	29	7	Miami, Fla.
82	Rodney Holman	TE	6-3	238	31	10	Tulane
83	Kendal Smith	WR	5-10	189	25	3	Utah State
84	Eric Kattus	TE	6-5	251	28	6	Michigan
85	Tim McGee	WR	5-10	183	26	6	Tennessee
86	Mike Barber	WR	5-11	172	24	3	Marshall

87	Jim Riggs	TE	6-5	245	28	5	Clemson
88	Reggie Rembert	WR	6-5	200	24	1	West Virginia
89	Rob Carpenter	WR	6-2	215	23	R	Syracuse
91	Carl Zander	LB	6-2	235	27	7	Tennessee
94	Alfred Williams	LB	6-6	240	22	R	Colorado
95	Richard Davis	DL	6-1	275	25	R	Arizona State
96	Natu Tuatagaloa	DE	6-4	274	24	3	California
97	Andrew Stewart	DE	6-5	265	25	2	Cincinnati
98	David Grant	DE	6-5	278	25	4	West Virginia
99	Jason Buck	DE	6-5	264	27	5	Brigham Young

ED BLOCK COURAGE AWARD

In 1987, Holman played with a tender knee and his teammates voted him the Ed Block Courage Award which "reflects strength, leadership and the pursuit of excellence and personifies courage through the eyes of his fellow teammates."

BENGALS 1991 TENTATIVE DEPTH CHART (As of April, 1991)

OFFENSE

WR	85	TIM McGEE	88	Reggie Rembert	83	Kendal Smith
	89	Rob Carpenter	39	Travis Vallin	43	Howard Dell
LT	78	ANTHONY MUNOZ	76	Kirk Scrafford		
LG	75	BRUCE REIMERS	62	Eric Crigler	66	Dave Senczyszyn
C	64	BRUCE KOZERSKI	68	Paul Jetton	65	Mike Arthur
RG	74	BRIAN BLADOS	60	Mike Brennan	77	Jim Lavin
RT	63	JOE WALTER	73	Ken Moyer	61	Rick Trumbull
TE	82	RODNEY HOLMAN	84	Eric Kattus	87	Jim Riggs
	48	Chris Smith	49	Ken McKay		
WR	81	EDDIE BROWN	86	Mike Barber	80	Lynn James
	44	Shane Garrett	26	Jerry Jones	37	Dennis Arey
QB	7	BOOMER ESIASON	4	Erik Wilhelm	12	Donald Hollas
	15	Chris Swartz				
RB	21	JAMES BROOKS	28	Harold Green	36	Stanford Jennings
	40	Melvin Waters				
FB	30	ICKEY WOODS	42	Eric Ball	20	Craig Taylor
	38	Mike Dingle				

DEFENSE

LE	79	LAMAR ROGERS	72	Skip McClendon	96	Natu Tuatagaloa
NT	69	TIM KRUMRIE	67	Branko Vincic		
RE	98	DAVID GRANT	71	Bob Dahl	99	Jason Buck
	97	Andrew Stewart				
LOLB	58	ALEX GORDON	51	Leon White		
LILB	59	KEVIN WALKER	57	Bernard Clark	55	Ed Brady
RILB	50	JAMES FRANCIS	91	Carl Zander	53	Leo Barker
ROLB	56	ALFRED WILLIAMS	52	Craig Ogletree		
LCB	24	LEWIS BILLUPS	25	Rod Jones	31	Richard Fain
	35	Antoine Bennett				
RCB	22	ERIC THOMAS	45	Carl Carter	32	Mitchell Price
SS	33	DAVID FULCHER	34	Fernandus Vinson		
FS	27	BARNEY BUSSEY	29	Rickey Dixon		

SPECIALISTS

P	11	Lee Johnson	3	Jim Breech		
K	3	Jim Breech	11	Lee Johnson	16	John Langeloh
KO	11	Lee Johnson	3	Jim Breech		
H	11	Lee Johnson	4	Erik Wilhelm		
KR	36	Stanford Jennings	42	Eric Ball	32	Mitchell Price
	44	Shane Garrett	40	Melvin Waters	39	Travis Vallin
PR	32	Mitchell Price	86	Mike Barber	44	Shane Garrett
	89	Rob Carpenter				
KC	64	Bruce Kozerski	73	Ken Moyer	55	Ed Brady
	65	Mike Arthur				
PC	55	Ed Brady	64	Bruce Kozerski	73	Ken Moyer
	65	Mike Arthur				

BENGALS HIGH SCHOOLS

AREY, DENNIS, Fountain Valley, CA
ARTHUR, MIKE, Spring Woods, Houston, TX
BALL, ERIC, Ypsilanti, MI
BARBER, MIKE, Winfield, W. Va.
BARKER, LEO, Cristobal, Panama
BENNETT, ANTOINE, EDISON, Miami, FL
BILLUPS, LEWIS, Niceville, Niceville, FL
BLADOS, BRIAN, Washington and Lee, Arlington, VA
BRADY, ED, Morris, Morris, IL
BRANKO, VINCIC, Winona, Fruitland, Ontario
BREECH, JIM, Sacramento, Sacramento, CA
BRENNAN, MIKE, Mount St. Joseph, Baltimore, MD
BROOKS, JAMES, Warner Robins, Warner Robins, GA
BROWN, EDDIE, Miami, Miami, FL
BUSSEY, BARNEY, Lincoln, Lincoln, GA
CARTER, CARL, Wyatt, Ft. Worth, TX
CARPENTER, ROB, Memorial, Amityville, NY
CLARK, BERNARD, Leto, Tampa, FL
CRIGLER, ERIC, Ballard, Louisville, KY
DAHL, BOB, Chargin Falls, OH
DAVIS, RICHARD, Jenks, Jenks, OK
DELL, HOWARD, Bayside, Los Angeles, CA
DINGLE, MIKE, Berkley, Berkley, NC
DIXON, RICKEY, Wilmer-Hutchins, Dallas, TX
ESIASON, BOOMER, Islip Terrace, East Islip, NY
FAIN, RICHARD, Ft. Myers, FL
FRANCIS, JAMES, La Marque, Houston, TX
FULCHER, DAVID, John C. Fremont, Los Angeles, CA
GARRETT, SHANE, LaFayette, LA
GRANT, DAVID, Belleville, Belleville, NJ
GREEN, HAROLD, Stratford, Goose Creek, SC
HOLLAS, DONALD, Lamar Consolidated, Rosenberg, TX
HOLMAN, RODNEY, Ypsilanti, Ypsilanti, MI
JAMES, LYNN, Kennewick, Kennewick, WA
JENNINGS, STANFORD, Summerville, Summerville, SC
JETTON, PAUL, Jersey Village, Houston, TX
JOHNSON, LEE, The Woodlands, McCullough, TX
JONES, JERRY, East, Cleveland, OH
JONES, ROD, South Oakcliff, Dallas, TX
KATTUS, ERIC, Colerain, Cincinnati, OH
KING, JOE, South Oak Cliff, Dallas, TX
KOZERSKI, BRUCE, James M. Coughlin, Wilkes-Barre, PA
KRUMRIE, TIM, Mondovi, Mondovi, WI
McCLENDON, SKIP, Redford, Detroit, MI
McGEE, TIM, John Hay, Cleveland, OH
McKAY, KEN, St. Francis De Sales, Chicago, IL
LANGELOH, JOHN, Utica, Sterling Heights, MI
LAVIN, JIM, de La Salle, New Orleans, LA
MOYER, KEN, Bedford, Temperance, MI
MUNOZ, ANTHONY, Chaffey, Ontario, CA
OGLETREE, CRAIG, Lamar County, Barnesville, GA
PRICE, MITCHELL, James Madison, San Antonio, TX
REIMERS, BRUCE, Humboldt, Humboldt, IA
REMBERT, REGGIE, Okeechobee, Okeechobee, FL
RIGGS, JIM, Scotland, Laurinburg, NC
ROGERS, LAMAR, Opp, Opp, AL
SCAFFORD, KIRK, Billings West, Billings, MO
SENCZYSZYN, WHITNALL, Greenfield, WI
SMITH, CHRIS, La Canada, La Canada, CA
SMITH, KENDAL, Mountain View, Mountain View, CA
SWARTZ, CHRIS, Bath County, Olympia, KY
TAYLOR, CRAIG, Linden, Linden, NJ
THOMAS, ERIC, Norte Del Rio, Sacramento, CA
TRUMBULL, RICK, Parkway Central, St. Louis, MO

TUATAGALO, NATU, San Rafael, San Rafael, CA
VALLIN, TRAVIS, Northern Heights, Northern Heights, KA
WALKER, ART, Booker T. Washington, Houston, TX
WALKER, KEVIN, West Milford Township, West Milford, PA
WALTER, JOE, North Garland, Garland, TX
WATERS, MELVIN, Franklin, Franklin, TN
WHITE, LEON, Helix, La Mesa, CA
WILHELM, ERIK, Lakeridge, Lake Oswego, OR
WILLIAMS, ALFRED, Jesse Jones, Houston, TX

NFL Passer Rating System

The NFL rates its forward passers for statistical purposes against a pre-fixed performance standard based on statistical achievements of all qualified pro passers since 1960. The system now being used replaced one that rated passers in relation to their position in a total group based on various criteria. The current system, adapted in 1973, removes inequities that existed in the former method and, at the same time, provides a means of comparing passing performances from one season to the next.

It is important to remember that the system is used to rate **passers**, not **quarterbacks**. Statistics do not reflect leadership, play-calling and other intangible factors that go into making a successful professional quarterback. Four categories are used as a basis for compiling a rating.

- Percentage of touchdown passes per attempt
- Percentage of completions per attempt
- Percentage of interceptions per attempt
- Average yards gained per attempt

The base, or **average** standard, is 1.000. The bottom is .0000. To earn a 2.000 rating, a passer must perform at exceptional levels, i.e., 70 percent in completions, 10 percent in touchdowns, 1.5 percent in interceptions, and 11 yards average gain per pass attempt. The **maximum** a passer can receive in any category is 2.375.

For example, to gain a 2.375 in completion percentage, a passer would have to complete 77.5 percent of his passes. The NFL record is 70.55 by Ken Anderson (Cincinnati, 1982). To gain a 2.375 in percentage of interceptions, a passer would have to go the entire season without an interception. The 2.375 figure in average yards is 12.50, compared with the NFL record of 11.17 by Tommy O'Connell (Cleveland, 1957). To earn a 2.375 in percentage of touchdowns, a passer would have to achieve an 11.9. The record is 13.9 by Sid Luckman (Chicago, 1943).

In order to make the rating more understandable, the point rating is then converted into a scale of 100. For instance, if a passer completes 11 of 23 passes for 114 yards, with one touchdown and no interceptions, the four components would be:

—**Percentage of Completions**—11 of 23 is 47.8 percent. The point rating is .0890.

—**Percentage of Touchdown Passes**—1 touchdown in 23 attempts works out to 4.3 percent for a rating of 0.860.

—**Percentage of Interceptions**—You can't do better than zero, so the passer receives a maximum rating of 2.375.

—**Average Yards Gained Per Attempt**—23 attempts divided into 114 yards equals 4.96 yards per attempt for a corresponding rating of 0.490.

The sum of the four components is 4.615, which converts to a rating of 76.9. In order for a passer to achieve 100, his points would have to total 6.000. In rare cases, where statistical performance has been superior, it is possible for a passer to go over 100. However, such an instance is rare. The leading passers each year were checked from 1932 when the NFL began keeping official statistics, and only nine passers in history have scored over 100 in the year they led the league in passing. The most recent passer to lead the league and score over 100 was Miami quarterback Dan Marino, who achieved a 108.9 rating in 1984. The highest-rated passer in a single season was Milt Plum, who had a 110.4 rating with Cleveland in 1960.

1990 Games Played, Started Regular Season

(Games Played-Games Started-Did Not Play)

Eric Ball, RB 13-1-1	Lee Johnson, P-K 16-0-0
Mike Barber, WR 16-1-0	Rod Jones, CB 16-6-0
Leo Barker, LB 14-1-1	Eric Kattus, TE 16-3-0
Lewis Billups, CB 15-14-0	Bruce Kozerski, C 16-16-0
Brian Blados, G 4-4-0	Tim Krumrie, NT 16-15-0
Ed Brady, LB 6-0-0	Skip McClendon, DE 15-13-0
Jim Breech, K 16-0-0	Tim McGee, WR 16-15-0
Mike Brennan, T 16-0-0	Ken Moyer, T 16-16-0
James Brooks, RB 16-15-0	Anthony Munoz, T 16-16-0
Eddie Brown, WR 14-12-0	Craig Ogletree, LB 11-0-0
Jason Buck, DE 16-6-0	Todd Philcox, QB 2-0-3
Barney Bussey, S 16-5-0	Mitchell Price, CB 16-1-0
Carl Carter, CB 15-11-0	Bruce Reimers, T 12-12-0
Bernard Clark, LB 14-0-2	Jim Riggs, TE 16-0-0
Eric Crigler, T 0-0-1	Kirk Scrafford, T 2-0-2
Ricky Dixon, FS 13-5-0	Kendal, Smith, WR 9-2-0
Boomer Esiason, QB 16-16-0	Craig Taylor, RB 12-1-0
James Francis, LB 16-16-0	Eric Thomas, CB 4-2-0
David Fulcher, S 13-12-0	Natu Tuatagaloa, DE 16-7-0
David Grant, NT 16-9-0	Kevin Walker, LB 16-15-0
Harold Green, RB 12-9-1	Joe Walter, T 16-16-0
Mike Hammerstein, NE 15-2-1	Leon White, LB 16-13-0
Rodney Holman, TE 16-15-0	Solomon Wilcots, CB 16-10-0
Lynn James, WR 11-0-0	Erik Wilhelm, QB 7-0-7
Stanford Jennings, RB 16-0-0	Ickey Woods, RB 10-6-0
Paul Jetton, G 15-0-0	Carl Zander, LB 16-13-0

1990 CINCINNATI AFC PLAYERS OF THE WEEK WEEK 1

AFC DEFENSE—David Fulcher, safety . . . made 10 tackles, sacked the New York Jets' Ken O'Brien for a safety, and ended a final threat with a leaping interception in the end zone to spark Cincinnati's 25-20 victory. Nine of Fulcher's tackles were unassisted.

WEEK 2

AFC OFFENSE—Eddie Brown, wide receiver . . . caught 10 passes for 178 yards, including 30-and-23-yard touchdown passes from Boomer Esiason, as the Cincinnati Bengals defeated the San Diego Chargers, 21-16.

WEEK 5

AFC OFFENSE—Boomer Esiason, quarterback . . . passed for 490 yards and three touchdowns and directed the winning field goal drive as the Bengals outscored the Rams 34-31 in overtime.

WEEK 11

AFC DEFENSE—Barney Bussey, safety . . . returned a fumble 70 yards for a touchdown, made three tackles and broke up a pass to help Bengals overpower the Steelers 27-3. With time running out in the second quarter, he tackled Pittsburgh holder Jim Stryzinski inches from the goal line on a fake field goal.

WEEK 16

AFC OFFENSE—James Brooks, running back . . . rushed for a club-record 201 yards and scored on a 56-yard run to lead the Bengals past the Oilers 40-20. He also set up two more touchdowns on 45-and 40-yard runs.

1990 NFL TEAM LEADERS

Atlanta Falcons

Passing: Chris Miller, 222-of-388 for 2,735 yards and 17 TDs; **Rushing:** Mike Rozier, 717 yards and 3 TDs; **Receiving:** Andre Rison, 82 receptions for 1,208 yards and 10 TDs; **Interceptions:** three tied with 3; **Sacks:** Tim Green, 6.

Buffalo Bills

Passing: Jim Kelly, 219-of-346 for 2,829 yards and 24 TDs; **Rushing:** Thurman Thomas, 1,297 yards and 11 TDs; **Receiving:** Andre Reed, 71 receptions for 945 yards and 8 TDs; **Interceptions:** Kirby Jackson, 3; **Sacks:** Bruce Smith, 19.

Chicago Bears

Passing: Jim Harbaugh, 180-of-312 for 2,178 yards and 10 TDs; **Rushing:** Neal Anderson, 1,078 yards and 10 TDs; **Receiving:** Brad Muster, 47 receptions for 452 yards and 0 TDs; **Interceptions:** Mark Carrier, 10; **Sacks:** Richard Dent, 12.

Cincinnati Bengals

Passing: Boomer Esiason, 224-of-402 for 3,031 yards and 24 TDs; **Rushing:** James Brooks, 1,004 yards and 5 TDs; **Receiving:** Eddie Brown, 44 receptions for 706 yards and 9 TDs; **Interceptions:** Barney Bussey and David Fulcher, 4; **Sacks:** James Francis, 8.

Cleveland Browns

Passing: Bernie Kosar, 230-of-423 for 2,562 yards and 10 TDs; **Rushing:** Kevin Mack, 702 yards and 5 TDs; **Receiving:** Webster Slaughter, 59 receptions for 827 yards and 4 TDs; **Interceptions:** Felix Wright, 3; **Sacks:** Michael Dean Perry, 11.5.

Dallas Cowboys

Passing: Troy Aikman, 226-of-399 for 2,579 yards and 11 TDs; **Rushing:** Emmitt Smith, 937 yards and 11 TDs; **Receiving:** Kelvin Martin, 64 receptions for 732 yards and 0 TDs; **Interceptions:** James Washington and Issiac Holt, 3; **Sacks:** Daniel Stubbs, 7.5.

Denver Broncos

Passing: John Elway, 294-of-502 for 3,526 yards and 15 TDs; **Rushing:** Bobby Humphrey, 1,202 yards and 7 TDs; **Receiving:** Mark Jackson, 57 receptions for 926 yards and 4 TDs; **Interceptions:** Steve Atwater and Alton Montgomery, 2; **Sacks:** Simon Fletcher, 11.

Detroit Lions

Passing: Rodney Peete, 142-of-271 for 1,974 yards and 13 TDs; **Rushing:** Barry Sanders, 1,304 yards and 13 TDs; **Receiving:** Richard Johnson, 64 receptions for 727 yards and 6 TDs; **Interceptions:** William White, 5; **Sacks:** Michael Cofer, 10.

Green Bay Packers

Passing: Don Majkowski, 150-of-264 for 1,925 yards and 10 TDs; **Rushing:** Michael Haddix, 311 yards; **Receiving:** Sterling Sharpe, 67 receptions for 1,105 yards and 6 TDs; **Interceptions:** three tied with 3; **Sacks:** Tim Harris, 7.

Houston Oilers

Passing: Warren Moon, 362-of-584 for 4,689 yards and 33 TDs; **Rushing:** Lorenzo White, 702 yards and 8 TDs; **Receiving:** Haywood Jeffires, 74 receptions for 1,048 yards and 8 TDs; **Interceptions:** Richard Johnson, 8; **Sacks:** Sean Jones, 12.5.

Indianapolis Colts

Passing: Jeff George, 181-of-334 for 2,152 yards and 16 TDs; **Rushing:** Eric Dickerson, 677 yards and 4 TDs; **Receiving:** Albert Bentley, 71 receptions for 664 yards and 2 TDs; **Interceptions:** Mike Prior, 3; **Sacks:** Sam Clancy, 7.5.

Kansas City Chiefs

Passing: Steve DeBerg, 258-of-444 for 3,444 yards and 23 TDs; **Rushing:** Barry Word, 1,015 yards and 4 TDs; **Receiving:** Stephone Paige, 65 receptions for 1,021 yards and 5 TDs; **Interceptions:** Kevin Ross, 5; **Sacks:** Derrick Thomas, 20.

L.A. Raiders

Passing: Jay Schroeder, 182-of-334 for 2,849 yards and 19 TDs; **Rushing:** Bo Jackson, 698 yards and 5 TDs; **Receiving:** Mervyn Fernandez, 52 receptions for 839 yards and 5 TDs; **Interceptions:** three tied for 3; **Sacks:** Greg Townsend, 12.5.

Los Angeles Rams

Passing: Jim Everett, 307-of-554 for 3,989 yards and 23 TDs; **Rushing:** Cleveland Gary, 808 yards and 14 TDs; **Receiving:** Henry Ellard, 76 receptions for 1,294 yards and 4 TDs; **Interceptions:** Bobby Humphery and Vince Newsome, 4; **Sacks:** Kevin Greene, 13.

Miami Dolphins

Passing: Dan Marino, 306-of-531 for 3,563 yards and 21 TDs; **Rushing:** Sammie Smith, 831 yards and 8 TDs; **Receiving:** Mark Duper, 52 receptions for 810 yards and 5 TDs; **Interceptions:** Louis Oliver and Jarvis Williams, 5; **Sacks:** Jeff Cross, 11.5.

Minnesota Vikings

Passing: Rich Gannon, 182-of-349 for 2,278 yards and 16 TDs; **Rushing:** Herschel Walker, 770 yards and 5 TDs; **Receiving:** Anthony Carter, 70 receptions for 1,008 yards and 8 TDs; **Interceptions:** Joey Browner, 7; **Sacks:** Chris Doleman, 11.

New England Patriots

Passing: Marc Wilson, 139-of-265 for 1,625 yards and 6 TDs; **Rushing:** John Stephens, 808 yards and 2 TDs; **Receiving:** Irving Fryar, 54 receptions for 856 yards and 4 TDs; **Interceptions:** Three tied with 4; **Sacks:** Brent Williams, 6.

New Orleans Saints

Passing: Steve Walsh, 175-of-327 for 1,970 yards and 12 TDs; **Rushing:** Craig Heyward, 599 yards and 4 TDs; **Receiving:** Eric Martin, 63 receptions for 912 yards and 5 TDs; **Interceptions:** Four tied with 2; **Sacks:** Pat Swilling, 11.

New York Giants

Passing: Phil Simms, 184-of-311 for 2,284 yards and 15 TDs; **Rushing:** Ottis Anderson, 784 yards and 11 TDs; **Receiving:** Dave Meggett, 39 receptions for 410 yards and 1 TD; **Interceptions:** Everson Walls, 6; **Sacks:** Lawrence Taylor, 10.5.

New York Jets

Passing: Ken O'Brien, 226-of-411 for 2,855 yards and 13 TDs; **Rushing:** Blair Thomas, 620 yards and 1 TD; **Receiving:** Al Toon, 57 receptions for 757 yards and 6 TDs; **Interceptions:** Erik McMillan, 5; **Sacks:** Dennis Byrd, 13.

Philadelphia Eagles

Passing: Randall Cunningham, 271-of-465 for 3,466 yards and 30 TDs; **Rushing:** Cunningham, 942 yards and 5 TDs; **Receiving:** Keith Byars, 81 receptions for 819 yards and 3 TDs; **Interceptions:** Wes Hopkins, 5; **Sacks:** Reggie White, 15.

Phoenix Cardinals

Passing: Timm Rosenbach, 237-of-437 for 3,098 yards and 16 TDs; **Rushing:** Johnny Johnson, 926 yards and 5 TDs; **Receiving:** Ricky Proehl, 55 receptions for 802 yards and 4 TDs; **Interceptions:** Tim McDonald, 4; **Sacks:** Ken Harvey, 10.

Pittsburgh Steelers

Passing: Bubby Brister, 223-of-387 for 2,725 yards and 20 TDs; **Rushing:** Merrill Hoge, 772 yards and 7 TDs; **Receiving:** Louis Lipps, 50 receptions for 682 yards and 3 TDs; **Interceptions:** Rod Woodson, 5; **Sacks:** Gerald Williams, 6.

San Diego Chargers

Passing: Billy Joe Tolliver, 216-of-410 for 2,574 yards and 16 TDs; **Rushing:** Marion Butts, 1,225 yards and 8 TDs; **Receiving:** Anthony Miller, 63 receptions for 933 yards and 7 TDs; **Interceptions:** Gill Byrd, 7; **Sacks:** Leslie O'Neal, 13.5.

San Francisco 49ers

Passing: Joe Montana, 321-of-520 for 3,944 yards and 26 TDs; **Rushing:** Dexter Carter, 460 yards and 1 TD; **Receiving:** Jerry Rice, 100 receptions for 1,502 yards and 13 TDs; **Interceptions:** Dave Waymer, 7; **Sacks:** Charles Haley, 16.

Tampa Bay Buccaneers

Passing: Vinny Testaverde, 203-of-365 for 2,818 yards and 17 TDs; **Rushing:** Gary Anderson, 646 yards and 3 TDs; **Receiving:** Mark Carrier, 49 receptions for 813 yards and 4 TDs; **Interceptions:** Wayne Haddix, 7; **Sacks:** Broderick Thomas, 7.5.

Seattle Seahawks

Passing: Dave Krieg, 265-of-448 for 3,194 yards and 15 TDs; **Rushing:** Derrick Fenner, 859 yards and 14 TDs; **Receiving:** John L. Williams, 73 receptions for 699 yards; **Interceptions:** Eugene Robinson and Dwayne Harper, 3; **Sacks:** Jacob Green, 12.5.

Washington Redskins

Passing: Mark Rypien, 166-of-304 for 2,070 yards and 16 TDs; **Rushing:** Earnest Byner, 1,219 yards and 6 TDs; **Receiving:** Gary Clark, 75 receptions for 1,112 yards and 8 TDs; **Interceptions:** Martin Mayhew, 7; **Sacks:** Fred Stokes, 7.5.

BENGALS COACHING HISTORY (Regular Season)

SEASON	COACH	RECORD			PCT.
		WON	LOST	TIED	
1968	Paul Brown	3	11	0	.214
1969	Paul Brown	4	9	1	.308
1970*	Paul Brown	8	6	0	.571
1971	Paul Brown	4	10	0	.286
1972	Paul Brown	8	6	0	.576
1973**	Paul Brown	10	4	0	.714
1974	Paul Brown	7	7	0	.500
1975*	Paul Brown	11	3	0	.786
1976	Bill Johnson	10	4	0	.714
1977	Bill Johnson	8	6	0	.571
1978	Bill Johnson	0	5	0	.000
1978	Homer Rice	4	7	0	.250
1979	Homer Rice	4	12	0	.250
1980	Forrest Gregg	6	10	0	.267
1981****	Forrest Gregg	12	4	0	.750
1982*	Forrest Gregg	7	2	0	.778
1983	Forrest Gregg	7	9	0	.437
1984	Sam Wyche	8	8	0	.500
1985	Sam Wyche	7	9	0	.438
1986	Sam Wyche	10	6	0	.625
1987	Sam Wyche	4	11	0	.267
1988****	Sam Wyche	12	4	0	.667
1989	Sam Wyche	8	8	0	.500
1990**	Sam Wyche	9	7	0	.563

* AFC "Wild Card" Playoff team

** AFC Central Division Champion

*** AFC Champion

**** AFC Super Bowl Tournament Team

BENGALS PLAYOFF COACHING HISTORY

SEASON	COACH	WON	LOST	PCT.
1970	Paul Brown	0	1	.000
1973	Paul Brown	0	1	.000
1975	Paul Brown	0	1	.000
1981	Forrest Gregg	2	1	.667
1982	Forrest Gregg	0	1	.000
1988	Sam Wyche	2	1	.667
1990	Sam Wyche	1	1	.500

NFL PLAYING SCHEDULE

1991

July 27	Hall of Fame Game, Canton, Ohio
August 2-4	First Full Preseason Weekend
September 1-2	Regular Season Opens
December 22-23	Regular Season Closes
December 28-29	Playoffs Open
January 4-5	Divisional Playoff Games
January 12	Conference Championship Games
January 26	Super Bowl XXVI, Minneapolis, Minnesota
February 2	AFC-NFC Pro Bowl, Honolulu

1992

August 1	Hall of Fame Game, Canton, Ohio
August 7-9	First Full Preseason Weekend
September 6-7	Regular Season Opens
January 3-4	Regular Season Closes
January 9-10	Playoffs Open
January 16-17	Divisional Playoff Games
January 24	Conference Championship Games
Jan. 31 or Feb. 7	Super Bowl XXVII, Phoenix, Arizona
February 7 or 14	AFC-NFC Pro Bowl, Honolulu

1993

July 31	Hall of Fame Game, Canton, Ohio
August 6-8	First Full Preseason Weekend
September 5-6	Regular Season Opens
January 2-3	Regular Season Closes
January 8-9	Playoffs Open
January 15-16	Divisional Playoff Games
January 23	Conference Championship Games
Jan. 30 or Feb. 6	Super Bowl XXVIII, Atlanta, Georgia
February 6 or 13	AFC-NFC Pro Bowl, Honolulu

CINCINNATI BENGALS FACT SHEET

NFL SEASON:	24th (Awarded franchise, 1967, First Game, 1968)
NFL AFFILIATION:	AFC (American Football Conference) Central Division
NFL PLAYOFFS:	1970 (AFC Central Division Champions) 1973 (AFC Central Division Champions) 1975 (AFC Wild Card team) 1981 (AFC Central Division Champions, AFC Champions, Participant in Super Bowl XVI) 1982 (Super Bowl Tournament team) 1988 (AFC Central Division Champions, AFC Champions, Participant in Super Bowl XXIII) 1990 (AFC Central Division Champions)
TEAM COLORS:	Orange, Black and White
OFFICE COMPLEX:	200 Riverfront Stadium, Cincinnati, Ohio
TRAINING COMPLEX:	Spinney Field, Evans Street, Cincinnati, Ohio
MAILING ADDRESS:	Cincinnati Bengals, 200 Riverfront Stadium, Cincinnati, Ohio, 45202
HOME FIELD:	Riverfront Stadium (Capacity when field is in football configuration is 60,389)
PLAYING SURFACE:	Astroturf
TICKET OFFICE AND INFORMATION:	Location: 200 Riverfront Stadium, Cincinnati, Ohio 45202 Phone 513-621-3550

BENGALS OFFENSE YEAR-BY-YEAR

YEAR	TOT. PLAYS	FIRST DOWNS	RUSH. YDS.	PASS YDS.	TOT. YDS.	TOT. PTS.
1968	772	171	1807	1619	3426	215
1969	728	172	1523	2345	4243	280
1970	831	210	2057	1870	3927	312
1971	867	236	2142	2124	4266	284
1972	898	255	1993	2328	4317	299
1973	871	252	2235	2277	4512	286
1974	837	260	1978	2534	4489	283
1975	967	285	1819	3241	5060	340
1976	878	238	2109	2191	4300	335
1977	904	248	1849	2333	4182	238
1978	1034	271	2131	2741	4872	252
1979	1050	289	2329	2310	4639	337
1980	1064	283	2069	2815	4884	244
1981	1067	361	1973	3995	5968	421
1982	604	207	949	2339	3288	232
1983	1066	327	2104	3179	5283	346
1984	1081	339	2179	3301	5480	339
1985	1061	344	2202	3704	5906	441
1986	1046	348	2533	3957	6490	409
1987	1045	319	2164	3213	5377	319
1988	985	350	2710	3347	6057	448
1989	1083	348	2483	3618	6101	404
1990	943	277	2120	2943	5063	360

BENGALS DEFENSE YEAR-BY-YEAR

YEAR	TOT. PLAYS	FIRST DOWNS	RUSH. YDS.	PASS. YDS.	TOT. YDS.	TOT. PTS.
1968	918	273	2089	2610	4747	329
1969	940	278	2651	2686	5337	367
1970	874	236	1543	2635	4178	255
1971	811	213	1778	2128	3906	265
1972	783	207	1810	1737	3547	229
1973	840	218	1807	1808	3705	231
1974	892	256	2152	1790	3942	259
1975	890	241	2144	1729	3923	246
1976	930	234	1919	1758	3675	210
1977	901	253	1897	2227	4124	235
1978	1037	269	2396	2227	4623	284
1979	1052	234	2219	3692	5911	421
1980	995	286	1680	3124	4804	312
1981	1053	324	1881	3413	5294	304
1982	551	170	850	2043	2893	177
1983	952	276	1499	2828	4327	302
1984	1034	322	1868	3399	5267	339
1985	1020	337	1993	3664	5657	437
1986	1051	336	2122	3152	5274	394
1987	937	286	1641	3056	4697	286
1988	1059	321	2048	3134	5182	329
1989	997	280	2162	3135	5297	285
1990	1010	308	2085	3520	5605	352

BRANCH RICKEY WANTED PB

Branch Rickey offered Paul Brown the job of managing the Pittsburgh Pirates in the 1950s.

Rickey met Brown in Fort Myers, Fla., in the late 1950s. Brown, at that time, had a football dynasty in the Cleveland Browns.

"I'd like you to manage the Pirates," Brown recalls Rickey telling him. "I was really surprised and I told him football is my world. I played centerfield for Miami of Ohio, but that's it for baseball.

"You can't be serious, Branch," I said.

Rickey assured Brown he was serious.

"It makes no difference that you don't have a baseball background," Rickey said. "The same things apply to all sports.

"Think it over," Rickey added.

A day later Brown told Rickey he couldn't do it.

BENGALS SEASON RECORDS (thru 1990)

TOTAL YARDS FROM SCRIMMAGE RUSHING AND RECEIVING

	Rush-	Rec
1. 1773 James Brooks 1986	1087-	686
2. 1545 James Brooks 1989	1239-	306
3. 1505 James Brooks 1985	929-	576
4. 1395 Pete Johnson 1981	1077-	318
5. 1353 Essex Johnson 1973	997-	356
6. 1335 Boobie Clark 1973	998-	347
7. 1273 James Brooks 1990	1004-	269
8. 1268 Eddie Brown 1988	1273-	-5
9. 1265 Ickey Woods 1988	1066-	199
10. 1247 Tim McGee 1989	36-	1211
11. 1245 Essex Johnson 1972	825-	420
12. 1218 James Brooks 1988	931-	287
13. 1151 Paul Robinson 1968	1023-	128
14. 1128 Cris Collinsworth 1985	3-	1125
15. 1128 Cris Collinsworth 1983	2-	1126
16. 1105 Archie Griffin 1979	688-	417
17. 1071 Eddie Brown 1985	942-	129
18. 1019 Pete Johnson 1979	865-	154
19. 1009 Cris Collinsworth 1981	0-	1009
20. 1008 Cris Collinsworth 1986	-16-	1024
21. 998 Pete Johnson 1978	762-	236

OPPONENTS MOST POINTS IN A GAME — 1968-1990

- 51 at Buffalo 1979 — 51-24 (Sept. 9, 1979).
- 50 at San Diego 1982 — 50-34.
- 48 at Houston 1990 — 48-17.
- 44 by Chicago 1986 — 44-7.
44 by New York Jets 1982 playoff — 44-17.
44 by San Diego 1985 — 44-41.
44 at Houston 1985 — 44-27.

OPPONENTS MOST POINTS IN LOSS OR TIE

- 33 by Buffalo in 1986 — 36-33 overtime (Sept. 14 1986).
- 33 by Baltimore 1980 — 34-33.
- 31 at Houston 1969 — 31-31 tie.
31 at Los Angeles Rams 1990 — 34-31.
- 30 at New York Jets 1981 — 31-30.
30 by New York Giants 1985 — 35-30.

OPPONENTS WIDEST MARGIN OF VICTORY

- 37 by Chicago 1986 — 44-7 (Sept. 28, 1986).
- 35 at Detroit 1970 — 38-3.
35 at Houston 1988 — 41-6.
- 34 by Oakland 1968 — 34-0.
34 by Cleveland 1987 — 34-0.

HIGHEST SCORING GAMES — COMBINED SCORING BOTH TEAMS

- 85 vs. San Diego 1985 — 41-44 loss.
- 84 at San Diego 1982 — 50-34 loss.
- 79 vs. Tampa Bay 1989 — 46-23 win.
- 78 at Houston 1972 — 61-17 win.
- 75 at Buffalo 1979 — 51-24 loss.

LOWEST SCORING GAMES — COMBINED SCORING BOTH TEAMS

- 5 at Buffalo 1978 — 5-0 loss.
- 10 vs. Pittsburgh 1976 — 7-3 loss.
10 at Denver 1979 — 10-0 loss.
- 13 at Pittsburgh 1978 — 7-6 loss.
13 vs. New England 1978 — 10-3 loss.

BENGALS MOST POINTS IN A GAME — 1968-1990

1. 61 at Houston 1972 — 61-17 (Dec. 17, 1972).
61 vs. Houston 1989 — 61-7 (Dec. 17, 1989).
3. 56 vs. Tampa Bay 1989 — 56-23.
4. 55 at Houston 1983 — 55-14.
5. 52 vs. Buffalo 1984 — 52-21.
52 vs. New York Jets 1986 — 52-21.
7. 50 vs. Dallas 1985 — 50-24.
8. 48 vs. Cleveland 1978 — 48-16.
9. 47 vs. San Diego 1975 — 47-17.
10. 45 vs. Boston 1970 — 45-7.
45 vs. Houston 1985 — 45-27.
45 at Cleveland 1976 — 45-24.
45 at Los Angeles Raiders 1988 — 45-21.

BENGALS MOST POINTS IN LOSS OR TIE

1. 41 vs. San Diego 1985 — 41-44 (Sept. 22, 1985).
2. 34 at San Diego 1982 — 50-34.
3. 31 vs. Baltimore 1983 — 34-31.
31 at Houston 1969 — 31-31 tie.
5. 29 vs. Houston 1987 — 31-29.
6. 28 at Oakland 1975 playoff — 31-28.
28 at Baltimore 1979 — 38-28.
28 at Houston 1986 — 32-28.
28 at Denver 1986 — 34-28.
28 at Kansas City 1988 — 31-26.

BENGALS WIDEST MARGIN OF VICTORY

1. 54 vs. Houston 1989 — 61-7 (Dec. 17, 1989).
2. 44 at Houston 1972 — 61-17 (Dec. 17, 1972).
3. 41 at Houston 1983 — 55-14.
4. 39 at New York Jets 1976 — 42-3.
5. 38 vs. Boston 1970 — 45-7.
6. 35 vs. Detroit 1989 — 42-7.
35 vs. Pittsburgh 1988 — 42-7.
8. 34 vs. New England 1990 — 41-7.
9. 33 vs. Tampa Bay 1989 — 56-23.
10. 32 vs. Cleveland 1978 — 48-16.

MOST POINTS OVERCOME TO WIN A GAME BY BENGALS

21 vs. Seattle in 1981 opener Sept. 6 in Cincinnati. Seattle led 21-0 at end of first quarter and 21-10 at halftime. Cincinnati won 27-21, scoring final TD in the fourth quarter. That was a 2-yard run by Pete Johnson, capping a 16-play, 80-yard drive that consumed eight minutes. The Cincinnati comeback was led by Turk Schonert, reserve QB, who relieved starter Ken Anderson. Seahawks had scored first on a 29-yard return of an intercepted Anderson pass by Seattle's John Harris. With Bengals down 21-0, Schonert completed 10 out of 19 pass attempts for 267 yards.

MOST POINTS OVERCOME TO WIN A GAME BY OPPONENTS

24 by Houston Sept. 23, 1979, in Cincinnati. Bengals led 24-0 in the second quarter and 24-10 at half. Oilers led 27-24 at end of third quarter. Bengals' Chris Bahr kicked 55-yard field goal in the fourth quarter to send the game into overtime. Oilers won 30-27 on a 29-yard field goal by Toni Fritsch 14:28 into OT.

BENGALS MOST DEFENSIVE POINTS IN A GAME

18 at Houston in 1972 in 61-17 victory. Cincinnati scored three touchdowns on three interceptions in the fourth quarter: 25 yards by Lemar Parrish; 33 yards by Parrish; and 63 yards by Neal Craig.

OPPONENTS MOST DEFENSIVE POINTS IN A GAME

18 by Pittsburgh in 1983. Steelers scored two touchdowns on interceptions, 34 yards by Ron Johnson and 70 yards by Harvey Clayton and a 38-yard return of a fumble by Rick Woods.

BENGALS MOST POINTS BY SPECIAL TEAMS

31 at Buffalo in 1970 in 43-14 win. Cincinnati had two touchdowns on returns, a 95-yard kickoff return by Lemar Parrish and an 83-yard return by Parrish of a blocked field goal attempt. Special teams also on field for five successful field goals and four conversions by Horst Muhlmann. One TD by the defense, an 8-yard return of a fumble by Royce Berry. Only TD by offense was a 1-yard run by Jess Phillips.

TERMINOLOGY

AUDIBLE — Quarterback changes the play at the time of scrimmage. Also called an automatic.

BLIND SIDE — A player is "blind sided" when he is hit by a tackler he did not see. This usually happens to the quarterback.

BLITZ — An all-out rush by the defensive front four with the aid of a linebacker or linebackers and/or safety. Also called Red Dog.

BOOTLEG — Quarterback tries to fake the opponent by hiding the ball on his hip before passing or running.

CLIP — An illegal block from behind.

DOUBLE WING — An offensive set where one running back lines up outside the tackle on the weak side (away from the tight end). This is used to get another receiver in a pass pattern quickly.

DRAW — The quarterback drops back to pass and then hands off to a running back.

FAIR CATCH — A player who is going to receive a punt raises one arm above his head to signal he will not run with the ball after catching it. He may not be hit when catching it. However, if he should fumble or not catch the kick, then the fair catch is off.

FIRST-YEAR PLAYER — A first-year player, unlike a rookie, has been in an NFL training camp but has not played in a regular season game. A first-year player may not be Rookie of the Year.

FLAT — The space from the ball to the sidelines. Short passes are often thrown in this area.

FLOOD — Sending two or more pass receivers to same part of field.

FOUR-THREE — Defensive alignment with four defensive linemen and three linebackers.

FREE AGENT — A player who is free of any contractual obligations.

FUMBLE — A play where the ball carrier loses control of the ball.

HASHMARKS — The broken lines that run the same way as the sidelines. They are 23 yards, 1 foot, 9 inches from each sideline.

I FORMATION — A formation or set where the two running backs line up directly behind the quarterback.

KEY — A player that a defender will watch to help him decide the flow of the play. Also called reading.

LINE OF SCRIMMAGE — An imaginary line that runs through the middle of the ball and to each sideline. Only the center may be within a yard of the ball when it is hiked.

LOOK-IN — A quick pass over the middle.

MAN-TO-MAN — A defensive pass coverage in which each defender is assigned to cover one offensive player.

MAN IN MOTION — Before the ball is hiked a back or receiver runs parallel with the line of scrimmage to change the offensive set. Only one man may move and he may not run toward the line of scrimmage before the ball is snapped.

ON-SIDE KICK — A short kickoff tried in hopes the kicking team will recover the ball. If the kickoff travels 10 or more yards either team may recover the ball.

OPTION PASS — A special play in which the running back has the option to either run or throw a forward pass.

NICKLE — Term referring to fifth defensive back or defense using five defensive backs.

PLAY-ACTION PASS — A pass play in which the quarterback will fake a handoff and then drop back to pass.

POCKET — The protected area, seven to 10 yards behind the center, into which the quarterback drops back to pass.

POST PATTERN — A path in which the receiver runs down the field and then turns and runs toward the goal post.

PURSUIT — When a player from the other team is chasing the player with the ball.

SACK — The quarterback is tackled for a loss while attempting to pass.

SAFETY — The team without the ball gets two points when it tackles a player from the other team in the other team's end zone.

SCREEN PASS — A delayed pass to a running back after the offensive linemen let the defenders rush in.

SHIFT — Before the ball is snapped, the team changes alignment.

STRONG SIDE — The side on which the tight end lines up. The weak side is just opposite the tight end.

THREE-FOUR — Defensive alignment with three defensive linemen and four linebackers.

ZONE DEFENSE — A defense in which players cover an area instead of a designated man.

PRO FOOTBALL NATION'S FAVORITE

Pro football remains the nation's most popular sport, according to a survey released on June 16 by *Sports Illustrated*. Sixty percent of those surveyed selected pro football as the sport they were most interested in. That figure matched the results of a similar 1986 poll. Pro football was followed by baseball, 52%; college football, 40%; fishing, 37%; and pro basketball, 34%. Pro football was the favorite sport of adults in nearly every category: men, women, 18-34 year olds, 35-49 year olds, 50-64 year olds, college attendees, high school graduates and fans in every household income bracket.

'RATTLER' PRAISES PB

Former Cincinnati Bengals' cornerback Ken Riley, now head coach at Florida A & M, remembers the way it was when he played cornerback for Paul Brown from 1969 through 1975, the year PB retired.

"Paul Brown always wanted you to perform on the field and be prepared," Riley recalled. "He encouraged us all to go back to school or get involved in a business that can lead to something after football."

Riley is now on the NFL Players Advisory Board and sees what Brown warned his team against.

"There are some guys right now scruffing around," Riley said, "but most of the former Bengals are doing pretty well."

"It also shows the type of program the Bengals have and the type of people Mr. Brown brought into the program," Riley added. "During those days we were tested."

"The coach always tried to pay you a decent salary and wanted his players to live first class," Riley emphasized.

Riley took a lot of what he learned from Brown into college coaching.

"I don't run a typical college program," said Riley. "Some run four or five hour practices. We don't waste a lot of time. We spring for a couple of hours and get off the field. That is still a long time because these are student-athletes first and foremost."

"After a couple of hours, anyone is going to lose their interest. Body and mind needs to be refreshed. All you are doing is spinning your wheels if you go any longer than that."

"I learned that from Mr. Brown," Riley the Bengals' alltime leader in pass interceptions with 64, said with a smile. He played with the Bengals from 1969 through 1983.

PRO FOOTBALL HALL OF FAME

LEADING LIFETIME SCORERS (at the start of the 1991 season)

Rank	Player	League	Yrs.	TD	PAT	FG	Total
1.	(1) <u>George Blanda</u>	NFL-AFL	26	9	943	335	2002
2.	(2) <u>Jan Stenerud</u>	AFL-NFL	19	0	580	373	1699
3.	(3) <u>Lou Groza</u>	AAFC-NFL	21	1	810	264	1608
4.	(4) <u>Jim Turner</u>	AFL-NFL	16	1	521	304	1439
5.	(5) <u>Mark Moseley</u>	NFL	16	0	482	300	1382
6.	(6) <u>Jim Bakken</u>	NFL	17	0	534	282	1380
7.	(7) <u>Fred Cox</u>	NFL	15	0	519	282	1365
8.	(8) <u>Pat Leahy*</u>	NFL	17	0	528	278	1362
9.	(9) <u>Chris Bahr</u>	NFL	14	0	490	241	1213
10.	(15) <u>Nick Lowery*</u>	NFL	12	0	375	259	1152
11.	(10) <u>Gino Cappelletti</u>	AFL-NFL	11	42	350	176	1130
12.	(11) <u>Ray Wersching</u>	NFL	15	0	456	222	1122
13.	(12) <u>Don Cockroft</u>	NFL	13	0	432	216	1080
14.	(13) <u>Garo Yepremian</u>	NFL	14	0	444	210	1074
15.	(17) <u>JIM BREECH*</u>	NFL	12	0	459	201	1062
16.	(14) <u>Bruce Gossett</u>	NFL	11	0	374	219	1031
17.	(20) <u>Eddie Murray*</u>	NFL	11	0	341	225	1016
18.	(16) <u>Sam Baker</u>	NFL	15	2	428	179	977
19.	(—) <u>Matt Bahr*</u>	NFL	12	0	378	199	975
20.	(18) <u>Rafael Septien</u>	NFL	10	0	420	180	960

* Active in 1990 season. Pro Football Hall of Fame members underlined.

() — indicates rank at the start of the 1990 season

Note—Matt Bahr entered the Top Twenty in 1990. He displaced Lou Michaels (955 points). Of those players who were active in 1990, Gary Anderson (910) stands next in line to enter the Top Twenty.

COVERING THE BENGALS

PRESS BOX

Located on Riverfront Stadium's south side, the press box is serviced by an elevator from ground level. The press box has services and booths for newspapers, television and radio. There are two darkrooms for wire service transmission.

CREDENTIALS

Contact either Al Heim or Inky Studley as early as possible for all credentials. Credentials can be mailed in advance when possible. If not, credentials can be picked up on game day at Press Will Call — Gate 9 on the Plaza Level at Riverfront Stadium. The Press Will Call window will be open three hours prior to game time. Please do not request credentials for non-workers. Photographers please specify field or upper level. Credentials are not transferable.

SERVICES

Programs, lineups, depth charts, statistics and game notes are provided at the end of each home game. Play-by-play running accounts are provided at the end of each quarter. Complete team and individual statistics, lineups and substitutions, scoring summary, coaches comments and quarter summaries are available after the game.

LOCKER ROOM

Locker room passes will be distributed in the press box after halftime.

SCOUTS

Please contact the Bengals public relations office for credentials.

DINING ROOM

A cafeteria-style lunch and beverages are available to members of the media.

AMBIDEXTROUS

Offensive lineman Jim Lavin, the Bengals' 10th round draft choice from Georgia Tech, is ambidextrous. In baseball, he bats right-handed, throws left-handed. He plays golf right-handed and plays tennis left-handed.

ARTIST JOHN A. RUTHVEN



"I believe that art is as necessary to our heritage as the history book. Both record past and present in the effort to educate and enrich the lives of people today and in the future. It is my endeavor, through my paintings, to record for later generations some of the beauty of nature that exists in my lifetime." JOHN A. RUTHVEN

John A. Ruthven's fascination with nature began as a boy in Cincinnati. It continued through high school and four years in the Navy aboard a sub-chaser going around the world four times sketching birds and animals along the way. Back in Cincinnati after his tour of duty, John entered the Cincinnati Art Academy and later opened his own commercial art studio. In 1960 he entered the Federal Duck Stamp Competition and won with his Redhead Ducks. He was on his way to the top from there. Commissions have kept him booked two to three years in advance. He was honored as Ducks Unlimited first artist of the year in 1972, first Ohio Ducks Stamp artist in 1982, first artist of the year for Ducks Unlimited Print/Stamp program and later, the first Ohio State Animal print/stamp artist.

John's originals hang in museums, corporate offices and homes all over the world. He formed Wildlife International in 1971 to publish and distribute limited edition lithographs. He remains in total control of all the processes from completion of the original to shipping of the prints all over the United States and the world. He has been accepted at most of the major judged shows in the country including Leigh Yawkey Woodson in Wausau, Wisconsin, the Artist of America exhibition in Denver and many others. He has been honored with unveilings of originals, paintings in the White House and abroad. John and his wife, Judy, have become the driving force behind the historic preservation in their hometown of Georgetown, Ohio, where Ulysses S. Grant grew up. Today the town, as well as the Grant Homestead, owned by the Ruthvens, is listed on the National Register of Historic Places.

John has no time to sit back and enjoy the acclaim that has been given to his talent. He continues to search for new subjects to come to life on his drawing board. A recent trip to China, brought birds never before seen by most Americans. He hopes to show us the beauty of nature we can never see first hand. John serves on advisory boards for Wildlife Preservation, fund-raising including Ducks Unlimited and the International Center for the Preservation of Wild Animals. As he travels throughout the world on field trips, he sees his art being used for wildlife conservation increasing public awareness of the problems faced by our endangered species. John has a quiet pride that the thing he likes to do most can bring beauty and a growing awareness for preservation needs to the people his work touches.

(Cover by John Ruthven.)

ICKEY ON TREADMILL

Cincinnati Bengals' running back Ickey Woods was on a two-month running program using a hydraulic treadmill during the off-season.

The program Woods was on is designed to further rehabilitate a knee injury that required reconstructive surgery two years ago.

The treadmill Woods used reaches 26 miles per hour and tilts to 40 degrees.

The program was administered to Woods, cornerback Eric Thomas and kicker Jim Breech by former Cincinnati linebacker Jim LeClair, who now is with Frappier Acceleration in Fargo, N.D.

"From what I see, Ickey should be able to run a 40 in the 4.5 range, maybe the low 4.6s," LeClair said. "He did 24 miles per hour on the treadmill and not many have."

Besides the hydraulic treadmill, the program features weights and sprint cords — rubberband-like ropes tied around a runner's waist and a stationary object.

"I can't wait to get on the field," Woods said. "I'm looking forward to playing right away and not having to sit and watch. I want to be what I was."

1991 NFL TRAINING CAMPS

Following is a list of 1991 NFL Training Camps, opening dates, sites and telephone numbers.

<u>ATLANTA FALCONS</u>	July 18	Falcons Complex, Suwanee, Ga.
	Public Relations:	Charlie Taylor, Frank Kleha
	Telephone:	Office 404/945-1111
		Public Relations 404/945-4144
		Press Room 404/945-6751 Rm. 107
<u>BUFFALO BILLS</u>	July 15	Fredonia State Univ., Fredonia, N.Y.
	Public Relations:	Denny Lynch, Scott Berchtold
	Telephone:	Office 716/672-4315
		Public Relations 716/672-4357
		Press Room 716/673-1665
<u>CHICAGO BEARS</u>	July 16	Wisconsin-Platteville, Platteville, Wis.
	Public Relations:	Bryan Harlan, John Bostrom
	Telephone:	Office 608/342-1201
		Public Relations 608/342-1511
		Press Room 608/348-4040
<u>CINCINNATI BENGALS</u>	July 18	Wilmington College, Wilmington, Ohio
	Public Relations:	Al Heim, Inky Studley
	Telephone:	Office 513/382-2588
		Public Relations 513/382-2588
		Press Room 513/382-2588
<u>CLEVELAND BROWNS</u>	July 13	Lakeland Community College, Lakeland, Ohio
	Public Relations:	Kevin Byrne, Francine Lubera,
		Dino Lucarelli
	Telephone:	Office 216/942-4110
		Public Relations 216/942-4110
		Press Room 216/942-5303
<u>DALLAS COWBOYS</u>	July 14	St. Edward's University, Austin, Tex.
	Public Relations:	Richard Dalrymple, David Pelletier
	Telephone:	Office 512/326-7350
		Public Relations 512/326-7353
		Press Room 512/320-7360
<u>DENVER BRONCOS</u>	July 12	Northern Colorado Univ., Greeley, Colo.
	Public Relations:	Jim Saccomano, Barry Hawkins
	Telephone:	Office 303/623-3035
		Public Relations 303/623-5212
		Press Room 303/623-5212
<u>DETROIT LIONS</u>	July 10	Pontiac Silverdome, Pontiac, Mich.
	Public Relations:	Bill Keenist, James Petrylka,
		Mike Murray
	Telephone:	Office 313/335-4131
		Public Relations 313/370-4131
		Press Room 313/370-4131
<u>GREEN BAY PACKERS</u>	July 15	St. Norbert College, West DePere, Wis.
	Public Relations:	Lee Rimmel, Jeff Blumb
	Telephone:	Office 414/496-5700
		Public Relations 414/496-5703
		Press Room 414/496-5701
<u>HOUSTON OILERS</u>	July 15	Trinity University, San Antonio, Tex.
	Public Relations:	Chip Namias
	Telephone:	Office 512/736-1105
		Public Relations 512/736-1607
		Press Room 512/736-1241
<u>INDIANAPOLIS COLTS</u>	July 11	Anderson University, Anderson, Ind.
	Public Relations:	Craig Kelley, Rod St. Clair, Todd Stewart
	Telephone:	Office 317/649-2200
		Public Relations 317/649-2200
		Press Room 317/649-9071
<u>KANSAS CITY CHIEFS</u>	July 16	Wisconsin-River Falls, River Falls, Wis.
	Public Relations:	Bob Moore, Jim Carr
	Telephone:	Office 715/425-4881
		Public Relations 715/425-4580
		Press Room 715/425-4581
<u>LOS ANGELES RAIDERS</u>	July 7	Radisson Hotel, Oxnard, Calif.
	Public Relations:	Al LoCasale, Mike Taylor
	Telephone:	Office 805/988-1221
		Public Relations 805/988-8833
		Press Room 805/988-1221

<u>LOS ANGELES RAMS</u>	July 10	California-Irvine, Irvine, Calif.
	Public Relations:	John Oswald, Dave Schechter
	Telephone:	Office 714/854-4080
		Public Relations 714/854-4094
		Press Room 714/854-4097
<u>MIAMI DOLPHINS</u>	July 11	St. Thomas University, Miami, Fla.
	Public Relations:	Harvey Greene, Scott Stone,
		Fudge Browne
	Telephone:	Office 305/625-6491
		Public Relations 305/625-7888
		Press Room 305/625-4477
<u>MINNESOTA VIKINGS</u>	July 22	Mankato State University, Mankato, Minn.
	Public Relations:	Merrill Swanson, Kernal Buhler, Dan Endy
	Telephone:	Office 507/387-3335
		Public Relations 507/387-3335
		Press Room 507/387-5868
<u>NEW ENGLAND PATRIOTS</u>	July 11	Bryant College, Smithfield, R.I.
	Public Relations:	Pat Hanlon, Mike Hanson
	Telephone:	Office 401/232-1776
		Public Relations 401/232-6486
		Press Room 401/232-5818
<u>NEW ORLEANS SAINTS</u>	July 14	Wisconsin-LaCrosse, LaCrosse, Wis.
	Public Relations:	Rusty Kasmiersky, Neil Gulkis
	Telephone:	Office 608/789-4550
		Public Relations 608/789-4556
		Press Room 608/789-4560
<u>NEW YORK GIANTS</u>	July 15	Fairleigh-Dickinson Univ., Madison, N.J.
	Public Relations:	Ed Croke, Tom Power
	Telephone:	Office 201/593-0099
		Public Relations 201/593-8486
		Press Room 201/593-8486
<u>NEW YORK JETS</u>	July 16	Hofstra University, Hempstead, N.Y.
	Public Relations:	Frank Ramos, Ron Cohen, Brooks Thomas
	Telephone:	Office 516/538-6600
		Public Relations 516/538-6600
		Press Room 516/538-6600
<u>PHILADELPHIA EAGLES</u>	July 14	West Chester Univ., West Chester, Pa.
	Public Relations:	Ron Howard, Mike Gilbert
	Telephone:	Office 215/436-3400
		Public Relations 215/436-1930
		Press Room 215/436-1935
<u>PHOENIX CARDINALS</u>	July 16	Northern Arizona Univ., Flagstaff, Ariz.
	Public Relations:	Paul Jensen, Greg Gladysiewski
	Telephone:	Office 602/523-1818
		Public Relations 602/523-1855
		Press Room 602/523-1860
<u>PITTSBURGH STEELERS</u>	July 10	St. Vincent College, Latrobe, Pa.
	Public Relations:	Dan Edwards, Ron Miller
	Telephone:	Office 412/539-8515
		Public Relations 412/539-4169
		Press Room 412/539-3400
<u>SAN DIEGO CHARGERS</u>	July 13	California-San Diego, La Jolla, Calif.
	Public Relations:	Bill Johnston, Rob Boulware, David Neville
	Telephone:	Office 619/455-1976
		Public Relations 619/455-1984
		Press Room 619/455-1984
<u>SAN FRANCISCO 49ers</u>	July 10	Sierra Community College, Rocklin, Calif.
	Public Relations:	Jerry Walker, Rodney Knox, Dave Rahn
	Telephone:	Office 916/624-8241
		Public Relations 916/624-8241
		Press Room 916/624-0329
<u>SEATTLE SEAHAWKS</u>	July 18	Seahawks Headquarters, Kirkland, Wash.
	Public Relations:	Gary Wright, Dave Neubert
	Telephone:	Office 206/827-9777
		Public Relations 206/828-8325
		Press Room 206/827-9777

TAMPA BAY
BUCCANEERS

July 19 University of Tampa, Tampa, Fla.
Public Relations: Rick Odioso, Cheryl Harden,
Mark Schiefelben
Telephone: Office 813/253-3333
Public Relations 813/253-6295
Press Room 813/253-6296

WASHINGTON
REDSKINS


July 15 Dickinson College, Carlisle, Pa.
Public Relations: Charlie Dayton, Mike McCall
Telephone: Office 717/245-1120
Public Relations 717/245-1143
Press Room 717/245-1149

IMPORTANT DATES IN 1991-92 NFL CALENDAR 1991

July 5	Claiming period of 24 hours begins in waiver system. All waiver requests for the rest of the year are no-recall and no-withdrawal.
Mid-July	Preseason training camps open. Roster maximum: 80 players under contract. Veteran players are not required to report to official preseason camp earlier than July 5.
July 27	AFC-NFC Hall of Fame Game, Canton, Ohio: Denver vs. Detroit
July 28	American Bowl '91, London, England: Buffalo vs. Philadelphia
August 2-5	First full weekend of preseason games.
August 3	American Bowl '91, Berlin, Germany: Chicago vs. San Francisco
August 3 (U.S. Date)	American Bowl '91, Tokyo, Japan: L.A. Raiders vs. Miami
August 20	Roster cutdown to maximum of 60 players.
August 26	Roster cutdown to maximum of 47 players. Teams will be permitted an Active List of 45 players and an Inactive List of two players for each regular season and postseason game. Provided that a club has only two quarterbacks on its 45-player Active List, a third quarterback from its Inactive List, or 46th player, is permitted to dress for the game.
September 1-2	Regular season opens.
October 8	Trading of player contracts/rights ends at 4 p.m., Eastern time.
October 23-24	NFL Fall Meeting, Dallas, Texas
November 23	Deadline for reinstatement of players in Reserve List categories of Retired, Did Not Report, and Veteran Free Agent Asked to Re-sign.
December 20	Deadline for waiver requests in 1991 for non-playoff teams.
December 28-29	AFC and NFC Wild-Card Playoffs


1992

January 4-5	AFC and NFC Divisional Playoffs
January 12	AFC and NFC Championship Games
January 26	Super Bowl XXVI, Hubert H. Humphrey Metrodome, Minneapolis, Minn.
February 1	Expiration date of all player contracts due to expire in 1991.
February 2	AFC-NFC Pro Bowl, Honolulu, Hawaii
February 3	Trading period begins.
March 15-20	NFL Annual Meeting, Phoenix, Arizona



PASS RECEIVER EDDIE BROWN

. . . had 44 receptions for 706 yards and nine touchdowns last season.



"I'LL SEE YOU AT SPINNEY"

. . . "Vanilla" is Spinney Field's 'watch-cat.'

DIRECTORY CINCINNATI BENGALS

ADMINISTRATIVE STAFF

Chairman of the Board	Austin E. Knowlton
President	John Sawyer
Vice President, General Manager	Paul E. Brown
Assistant General Manager, Legal Counsel	Mike Brown
Director of Player Personnel	Pete Brown
Assistant Director of Player Personnel	Frank Smouse
Business Manager	Bill Connelly
Director of Public Relations	Allan Heim
Scouts	Earl Biederman, Frank Uible
Ticket Manager	Paul Kelly
Accountant	Jay Reis
Consultant	John Murdough
Team Physicians	Dr. Robert Heidt, Jr., Dr. Walter Timperman Dr. Robert Heidt, Sr., Dr. Michael Welch
Trainer	Marvin Pollins
Equipment Manager	Tom Gray
Video Director	Al Davis
Video Assistant	Dave Slyby
Entertainment Director	Shirley Bird
Statistician	Don McMillan
Security	Howard Whitson
Public Address Announcer	Tom Kinder
Secretaries	Justine Colville, Lynn Ferguson, Teri Moratschek, JoAnn Meyer, Sandy Schick, Terri Stewart, Ingrid Studley, Jan Sutton

COACHING STAFF


Head Coach	Sam Wyche
Running Backs	Jim Anderson
Quarterbacks	Dana Bible
Special Teams	Marv Braden
Tight Ends	Mike Stock
Defensive Coordinator	Dick LeBeau
Offensive Line	Jim McNally
Linebackers	Dick Selcer
Receivers	Dave Shula
Defensive Line	Chuck Studley
Strength	Kim Wood

CLUB INFORMATION

Home Stadium	Riverfront Stadium (60,389)
Office	200 Riverfront Stadium
Telephone	(513) 621-3550
Training Camp	Wilmington College, Wilmington, Ohio
Telephone	(513) 382-2588
Radio (Bengals Network)	WKRC (ABC affiliate)
Team Colors	Orange, Black and White



Photo by Allan Kain



Fluids.
Minerals.
Energy.

Gatorade.
Nothing
works better.

Gatorade. For that deep down body thirst.