

CINCINNATI BENGALS



2005 MEDIA GUIDE



CINCINNATI BENGALS

One Paul Brown Stadium, Cincinnati, Ohio 45202

(513) 621-3550

FAX: (513) 621-3570

Ticket Office: (513) 621-TDTD (621-8383)

www.bengals.com

— 2005 SCHEDULE —

PRESEASON

DAY	DATE	OPPONENT	TIME
Fri.	Aug. 12	NEW ENGLAND	7:30 p.m.
Fri.	Aug. 19	at Washington	8:00 p.m.
Fri.	Aug. 26	at Philadelphia	7:30 p.m.
Fri.	Sept. 2	INDIANAPOLIS	7:30 p.m.

REGULAR SEASON

DAY	DATE	OPPONENT	TIME
Sun.	Sept. 11	at Cleveland	1:00 p.m.
Sun.	Sept. 18	MINNESOTA	1:00 p.m.
Sun.	Sept. 25	at Chicago	1:00 p.m.
Sun.	Oct. 2	HOUSTON	1:00 p.m.
Sun.	Oct. 9	at Jacksonville	8:30 p.m.
Sun.	Oct. 16	at Tennessee	1:00 p.m.
Sun.	Oct. 23	PITTSBURGH	1:00 p.m.
Sun.	Oct. 30	GREEN BAY	1:00 p.m.
Sun.	Nov. 6	at Baltimore	1:00 p.m.
Sun.	Nov. 13	— BYE —	
Sun.	Nov. 20	INDIANAPOLIS	1:00 p.m.
Sun.	Nov. 27	BALTIMORE	1:00 p.m.
Sun.	Dec. 4	at Pittsburgh	1:00 p.m.
Sun.	Dec. 11	CLEVELAND	1:00 p.m.
Sun.	Dec. 18	at Detroit	4:05 p.m.
Sat.	Dec. 24	BUFFALO	1:00 p.m.
Sun.	Jan. 1	at Kansas City	1:00 p.m.

HOME GAMES IN ORANGE

All times are Eastern



More publications available at:

www.retroseasons.com/library/

CINCINNATI BENGALS 2005 MEDIA GUIDE

Table of Contents

STAFF/SCHEDULE

Assistant Coaches.....	5-16
Lewis, Marvin.....	3-4
Schedule, Bengals 2005	Inside Front Cover
Staff Directory.....	2

THE PLAYERS

College Free Agents.....	128-130
Depth Chart.....	20
Draft Choices.....	122-127
First-Year Free Agents.....	118-121
Rosters.....	18-19
Veteran Players.....	22-117

2004 IN REVIEW

Best Single-Game Performances.....	
Individual.....	135
Daily Log (Transactions).....	146-147
Game-by-Game Team Statistics.....	134
Game Summaries.....	136-143
In 2004, The Bengals Were.....	147
Participation Chart.....	144-145
Red Zone Report.....	134
Standings, NFL.....	147
Starting Lineups.....	135
Statistics, Preseason.....	148
Statistics, Regular Season.....	132-133

TEAM HISTORY

100-Yard Receivers.....	204
100-Yard Rushers.....	203
300-Yard Passers.....	205
1000-Yard Duos (Rushing & Receiving).....	203
AFL Expansion Draft, 1968.....	214
Alumni List 1968-2004.....	174
Chronology.....	211-213
Cincinnati Pro Football History.....	215
Coaching History.....	188-191
Draft Choices 1968-2005.....	169-173
Franchise Firsts.....	214
Home & Road Records, Year-by-Year.....	208
Last Times.....	206
Leaders (Rushing, Passing, Receiving, etc.), Year-by-Year.....	192-194
Logos, Bengals, Then & Now.....	224
Longest Plays, Bengals & Opponents.....	207
Offense & Defense, Year-by-Year.....	208
Overtime Results.....	210
Playoff Results.....	168
Pro Bowl Players.....	21, 167
Rankings, Bengals Year-by-Year League.....	168
Results, All-Time by Opponents.....	164-166
Results, All-Time Preseason.....	162-163
Results, All-Time Preseason vs. 2005 Preseason Opponents.....	167
Results, All-Time Regular Season and Postseason.....	150-161
Roster, All-Time.....	175-180

TEAM HISTORY (cont'd)

Stadium Firsts & Lasts.....	209
Statistics, All-Time Individual.....	195-202
Statistics, Final Year-by-Year.....	225-268
Super Bowls XVI and XXIII.....	216-217
Superlative Individual Seasons.....	194
Uniform Numbers, Bengals All-Time.....	181-187
Uniforms, Bengals, Then & Now.....	219-223

RECORDS

Regular Season:	
Bengals Individual Records.....	270-275
Bengals Team Records.....	276-278
Opponents Individual Single-Game Records.....	279
Postseason:	
Bengals Individual Records.....	280-282
Bengals Team Records.....	283
Opponents Individual Single-Game Records.....	284-285
Opponents Team Records.....	286

STADIUM, NFL & MEDIA

Bengals in the Community.....	292-293
Bengals TV, Radio & Internet.....	303
Instant Replay Rules.....	291
Internet Sites, NFL.....	297
Key NFL Dates in 2005 and 2006.....	291
Media Information.....	304
Medical Terms, Glossary.....	301-302
Paul Brown Stadium.....	288-289
Public Relations Contacts, NFL.....	296
Schedules, 2005 NFL.....	294-295
Statistics, NFL 2004.....	298-299
Training Camp - Georgetown College.....	290

MISCELLANEOUS

Hall of Famers:	
Paul Brown.....	198, 289
Anthony Munoz.....	218
Ticket Information.....	Inside Back Cover

INFORMATION BOXES

10 Wins, No Playoffs.....	207
43 in a Row.....	158
1000-Yard Duos.....	203
AFL Expansion Draft, Bengals Selections.....	214
Anderson & Riley 1-2 in Years as Bengal.....	282
Bengals Tap Buckeye Pipeline.....	174
Best Since '96.....	198
Busiest Bengals - Offense & Defense.....	133
Busiest Bengals - Special Teams.....	112
Closer the Better.....	7
Double-Digit Club, Bengals.....	180
Double Whammy.....	159
Doubling Up.....	215
Dynamic Duo.....	96
Fond Farewell.....	28

INFORMATION BOXES (cont'd)

Future Opponents, Bengals.....	161
Future Super Bowl Dates and Sites.....	72
Games Were "ThisClose".....	6
Get the Point?.....	94
Go Long... Real Long.....	205
Going For Two.....	111
Half a Million Who Deys.....	59
Hotels on the Road, Bengals.....	117
In 2004, the Bengals Were.....	147
In the NFL in 2004.....	300
Instant Replay Rules.....	291
It's a First.....	127
Key NFL Dates in 2005 and 2006.....	291
License Plate, Bengals Ohio.....	51
Lighting up the Scoreboard.....	81
Long Distance Leaders.....	154
Longest Shots.....	173
NFC Beware.....	119
Name Game.....	54
New Surroundings.....	191
No Easy Road.....	5
No TDs; No Problem.....	155
No-Win Situation.....	80
One For the Record Books.....	45
Outstanding Offense.....	110
PAT Perfection.....	82
P.B. and the Hall of Fame.....	198
Parrish Hits Paydirt.....	201
Passing Fancy.....	169
Perfection at Home.....	157
Playoff Results, Bengals.....	168
Pro Bowl Players, Bengals.....	21, 167
Pronunciation Guide, Bengals.....	121
Rankings, Bengals 2004 NFL.....	16
Rare Runner.....	150
Record Crowd.....	166
Red Flags Welcomed.....	130
Red Zone Report, Bengals 2004.....	134
Regular Season a Sellout.....	40
Remembering 3 Bengals Family Members.....	285
Riley Reigns Supreme.....	77
Road is Sweet in OT.....	210
Scoring Spree.....	97
Send 'Em Home Happy.....	62
Special Explosion.....	33
Stingy Defense.....	275
Streaks to Remember.....	206
Sunshine State Leads the Way.....	300
Super 60 Streak at 20.....	187
Terrific Twosome.....	46
This Record Holds the Record.....	91
Top 10 Rushing Games, Bengals.....	52
Tops on the Road.....	153
Tops on the Tube.....	103
Tough With Takeaways.....	129
Unique Victory.....	92
Worst to First.....	160

The Cincinnati Bengals 2005 Media Guide was prepared by the Bengals Public Relations Department based on information through July 10, 2005. Copyright © 2005 by The Cincinnati Bengals.

Editors: Jack Brennan, PJ Combs, Jon Braude. Typography, research and layout: Jon Braude. Editorial Assistance: Inky Moore. Research and statistical assistance provided by Jim Blount, the Elias Sports Bureau and the Pro Football Hall of Fame. Photography: Greg Rust. Cover photo: Andy Lyons/Getty Images. Additional photos: Andy Lyons, Scott Boehm & Matthew Stockman/Getty Images. Printing: The Nielsen Company, Florence, Ky.

BENGALS STAFF DIRECTORY

— ADMINISTRATION —

- President**
Mike Brown
- Executive Vice President**
Katie Blackburn
- Vice President**
John Sawyer
- Business Development**
Troy Blackburn
- Business Manager**
Bill Connolly
- Chief Financial Officer**
Bill Scanlon
- Director of Development — Paul Brown Stadium**
Bob Bedinghaus
- Controller**
Johanna Kappner
- Accountant**
Keith Theissen
- Director of Player Relations**
Eric Ball
- Directors of Technology**
Michael Kayes, Jo Ann Ralstin
- Bengals.com Editor**
Geoff Hobson
- Manager of Web Site and New Media**
Andy Ware
- Administration Assistant**
Jan Sutton
- Business Assistant**
Terri Stewart
- Receptionist**
Teri Moratschek

— PLAYER PERSONNEL —

- Senior Vice President — Player Personnel**
Pete Brown
- Vice President — Player Personnel**
Paul Brown
- Director of Football Operations**
Jim Lippincott
- Director of Player Personnel**
Duke Tobin
- Scout**
Greg Seamon
- Scouting Consultants**
John Cooper, Bill Tobin
- Personnel Assistant**
Debbie LaRocco

— PUBLIC RELATIONS —

- Public Relations Director**
Jack Brennan
- Assistant Public Relations Director**
PJ Combs
- Public Relations Assistant**
Inky Moore

— SALES —

- Director of Sales and Public Affairs**
Jeff Berding
- Director of Corporate Sales and Marketing**
Vince Cicero
- Ticket Manager**
Tim Kelly
- Director of Ticket Sales**
Kevin Lane
- Merchandise Manager**
Monty Montague
- Premium Seating Sales Executive**
Nick Nicastrò
- Premium Seating Services Manager**
Brennan Barber
- Assistant Director of Corporate Sales and Marketing**
Brian Sells
- Senior Corporate Sales Manager**
Joe Fisher
- Corporate Sales Coordinator**
Jamie Solomon
- Sales and Special Events Coordinator**
Kristin McCowan
- Assistant Ticket Manager**
Jason Williams
- Ticket Office**
Bev Schmidt, Bill Sweeney
- Ticket Sales Executives**
Andrew Brown, Trey Ely, Peter Hilltz, Barry Katz, Andrew Squibb, Tony Stickney
- Pro Shop**
Ron Runk, Steve Wolf

— FOOTBALL STAFF —

- Athletic Trainer**
Paul Sparling
- Assistant Athletic Trainers**
Billy Brooks, Brian Dykhuizen
- Equipment Manager**
Rob Recker
- Assistant Equipment Manager**
Jeff Brickner
- Video Director**
Travis Brammer
- Assistant Video Director**
Kent Stearman

— PAUL BROWN STADIUM —

- Managing Director**
Eric Brown
- JungleVision Producer**
Scott Simpson
- Events Coordinator**
Ellen Ritter

— SUPPORT STAFF —

- Team Physicians**
Angelo Colosimo, Jeff Craig, Robert Heidt Jr., Doug Logan, Walter Timperman
- Scouting**
Earl Biederman
- Equipment**
Bill Dinger, Scott Hill
- Accounting**
Craig Keller
- Cheerleader Coordinator**
Charlotte Jacobs
- Publications/Game Statistics**
Jon Braude
- Press Box Public Address Announcer/Statistics/Records**
Jim Blount
- JungleVision**
Russ Jenisch, Kent Weaver
- Stadium Public Address Announcer**
Tom Kinder, Jr.
- Photographer**
Greg Rust

— COACHING STAFF —

- Head Coach**
Marvin Lewis
- Asst. Head Coach/Offensive Line**
Paul Alexander
- Offensive Coordinator**
Bob Bratkowski
- Defensive Coordinator**
Chuck Bresnahan
- Quarterbacks**
Ken Zampese
- Running Backs**
Jim Anderson
- Wide Receivers**
Hue Jackson
- Tight Ends**
Jonathan Hayes
- Assistant Offensive Line**
Bob Surace
- Defensive Line**
Jay Hayes
- Linebackers**
Ricky Hunley
- Defensive Backs**
Kevin Coyle
- Assistant Defensive Backs**
Louie Crofti
- Special Teams**
Darrin Simmons
- Staff Assistant**
Paul Guenther
- Strength & Conditioning**
Chip Morton
- Assistant Strength & Conditioning**
Ray Oliver
- Assistants to the Coaching Staff**
Jamie Janette, Sandy Schick

BENGALS COACHING STAFF

MARVIN LEWIS — Head Coach



Marvin Lewis is in his third season as Bengals head coach, following two campaigns during which he has re-established the team as a playoff contender while attracting fan support in record numbers.

Lewis has led the Bengals to consecutive 8-8 records. In his rookie

head coaching season of 2003, Cincinnati was the NFL's most improved team, and he finished second behind Bill Belichick of New England in *Associated Press* voting for NFL Coach of the Year. In 2004, Lewis guided the Bengals to a .500 finish while QB Carson Palmer was seeing his first NFL action, and also while adjusting to injuries that sent 18 players to season-ending medical reserve lists.

The Bengals have set regular-season home attendance

records each of the past two years, last year topping the half-million mark for the first time with a total of 524,248. All eight games were sellouts, marking the franchise's first such sellout sweep since 1992 at Riverfront Stadium.

The first seven games on the 2004 schedule drew the seven largest crowds in team history, including a record 65,806 for the Oct. 25 Monday night contest vs. Denver. The Bengals enter the 2005 season with a streak of 11 straight regular-season sellouts, dating back through the last three games of 2003.

On Feb. 14, 2005, it was announced that Lewis and the team agreed on a one-year extension of Lewis' contract, which now covers the next four seasons (through 2008). And in a move unprecedented for the franchise in regard to coaching staff stability, it was announced that all of Lewis' assistants have been signed through 2006.

"Marvin has done an excellent job," said Bengals president Mike Brown. "He has established himself with

the Bengals and the community. We feel good about the future of our team being in his hands."

Said Lewis:

"My family and I are very grateful for the faith this shows in the direction of our program. I'm excited about the opportunity afforded me to build our team to a championship level. Just as important is the commitment by the organization to keeping our coaching staff intact. It's a great endorsement of our future and direction."

The Bengals' future starts at quarterback, where Carson Palmer, the No. 1 overall pick in the 2003 NFL Draft, survived anticipated growing pains in '04 and finished with a 96.9 passer rating over his last six games. Well before season's end, there was consensus agreement in Cincinnati and beyond that Lewis had made the right move by naming Palmer as his starter in March, when offseason workouts first began. The decision had sparked discussion at the time, as veteran Jon Kitna was coming off a career-best season in 2003.

"Carson did an outstanding job of growing into the position," says Lewis. "He expanded our options with his abilities."

Defensively in 2004, the Bengals boasted a bumper crop of promising rookies. S Madiue Williams and CB Keiwan Ratliff identified themselves as future stars with heady play and hard hits. LB Landon Johnson went on a late-season tackle binge, and DE Robert Geathers showed superb big-play potential. LB Caleb Miller had his moments before being slowed by injuries, and DT Langston Moore, who was seeing his first NFL action, proved a capable starter when pressed into service by injuries to veterans.

"I really feel this club is going in the right direction in every area," says Kitna, who has stayed on as Palmer's backup at quarterback. "More so even than at the end of 2003, you can see the foundation we're building on."

Lewis has been demanding of Bengals players, stressing punctuality, accountability and attention to detail. But



while demanding more, he has given more. With support from team ownership, he has upgraded the weight room, brought more amenities to the locker room and improved team meal service.

"He has treated guys like pros, and we've acted more like pros," said offensive tackle Willie Anderson, one of four Bengals selected for the Pro Bowl after the 2004 season.

In addition to bringing the football team more confidence and unity, Lewis has reached out to strengthen the franchise's ties to the community, making more than 100 appearances in his first two years.

A partial list of causes and organizations he has supported includes the YWCA, Cincinnati Public Library, FreeStore/Food-Bank, Over-the-Rhine Chamber of Commerce, Cystic Fibrosis Foundation, Procter & Gamble's "A.D.O.P.T." program, the NAACP, Juvenile Diabetes Research Foundation and the Boys & Girls Clubs of Greater Cincinnati.

In October of 2003, Lewis and wife Peggy launched the Marvin Lewis Community Fund to "empower, educate, and inspire children while enriching inner-city communities." In its short existence, the Fund has donated more than \$600,000 to its recipients and programs.

Lewis was hired as the ninth head coach in Bengals history on Jan. 14, 2003. He brought credentials as a record-setting NFL defensive coordinator with a Super Bowl championship ring.

In 2002, the season before he joined the Bengals, Lewis led the Washington Redskins to a No. 5 NFL defensive ranking, serving as assistant head coach as well as defensive coordinator. He came to the Redskins after six seasons (1996-2001) as defensive coordinator with the Baltimore Ravens, a tenure that included a Super Bowl victory in the 2000 season.

In the 2000 regular season, Lewis' Baltimore defense set the NFL record for fewest points allowed in a 16-game campaign (165), clipping 22 points off the previous mark.

Lewis' 2000 defensive unit is regularly included when football people engage in conjecture about the best NFL defense of all time. The 2000 Ravens finished first in the NFL in fewest rushing yards allowed (970), rushing average allowed (2.7), total takeaways (49), fumble recoveries (26) and shutouts (4).

The 970 rushing yards allowed were the fewest in NFL history for a 16-game season. And in four postseason contests, the Ravens defense allowed only one TD.

Lewis had his first NFL assignment from 1992-95, as linebackers coach for the Pittsburgh Steelers. The opportunity came after 11 years in college coaching.

Lewis helped the Steelers defense rank among the top

three in the NFL each season, and he guided the careers of some of the NFL's best linebackers, including Pro Bowl selections Kevin Greene, Chad Brown, Levon Kirkland and Greg Lloyd. Of Pittsburgh's 97 sacks over Lewis' last two seasons, the linebackers were credited with 63.5.

Lewis began his coaching career working with the linebackers at his alma mater, Idaho State, from 1981-

84. Also nicknamed the Bengals, ISU finished 12-1 during Lewis' first season and won the NCAA Division 1-AA championship. In 1985-86, Lewis was linebackers coach at Long Beach State, and he held the same post at New Mexico from '87-89. In 1990, he accepted a position coaching outside linebackers at the University of Pittsburgh.

Lewis earned All-Big Sky Conference honors as a linebacker at Idaho State for three consecutive years (1978-80), and he also saw action at quarterback and free safety during his college career. He received his bachelor's degree in physical education from Idaho State in 1981, and earned his master's in athletic administration in '82. He was inducted into Idaho State's Hall of Fame in 2001.

Born Sept. 23, 1958, Lewis attended Fort Cherry High School in McDonald, Pa. (near Pittsburgh), where he was an all-conference quarterback and safety. He also earned high school letters in wrestling and baseball. He and his wife, Peggy, have a daughter, Whitney, and a son, Marcus.

Upon his hiring in 2003, Lewis was the eighth African-American to be named to an NFL head coaching position. The first seven were Fritz Pollard (Akron 1921; Milwaukee '25), Art Shell (L.A. Raiders '89-94), Dennis Green (Minnesota '92-2001), Ray Rhodes (Philadelphia '95-98; Green Bay '99), Tony Dungy (Tampa Bay '96-'01; Indianapolis '02-present), Terry Robiskie (Washington '00; Cleveland '04), and Herman Edwards (N.Y. Jets '01-present).

Since Lewis' hiring, three more teams have named African-Americans to head coaching jobs. Following the 2003 season, Dennis Green returned to the ranks as head coach at Arizona, and Lovie Smith was hired to lead the Chicago Bears. Following the 2004 campaign, the Cleveland Browns tabbed Romeo Crennel.

PLAYING AND COACHING HISTORY — 1978-

80: Played linebacker, quarterback and safety at Idaho State. **1981-84:** Assistant coach (AC), Idaho State. **1985-86:** AC, Long Beach State. **1987-89:** AC, New Mexico. **1990-91:** AC, Univ. of Pittsburgh. **1992-95:** AC, Pittsburgh Steelers. **1996-2001:** Defensive coordinator, Baltimore Ravens. **2002:** Assistant head coach/defensive coordinator, Washington Redskins. **2003-present:** Bengals head coach.





Paul Alexander returns for his 12th season on the Bengals coaching staff in 2005. It's his 11th straight season as offensive line coach, and since the hiring of Marvin Lewis as Bengals head coach in 2003, Alexander has had the added role of assistant head coach.

"It has been important to me to have Paul as an advisor, as well as having him for his work with our offensive line," said Lewis. "When I first came here, his knowledge of our team gave me a source for some very important direction. Since then, he has helped me in a lot of areas off and on the field."

As offensive line coach last season, Alexander directed a unit that helped power HB Rudi Johnson to a club-record 1454 rushing yards. The Bengals have had a rusher gain 1200 or more yards five times in the last six seasons, including the four most productive individual rushing seasons in team history.

Also last season, the line powered three consecutive games of more than 450 yards net offense, the first such streak in franchise history. The offense gained 504 yards on Nov. 28 vs. Cleveland, 453 on Dec. 5 at Baltimore and 478 on Dec. 12 at New England. In pass protection, the line led the way as the team allowed only 12 sacks over the final nine games, including five games with no sacks allowed.

All of the above contributed to a Bengals' rise to 10th in NFL scoring (23.4 points per game). The Bengals had not scored more since 1989, and they did it against an exceptionally tough lineup of opponents. Eleven times in the last 15 games, Cincinnati faced an opposing defense ranked in the NFL's top ten in fewest yards allowed. Three of the 11 foes boasted the No. 1 yardage defense at the time.

Starting ROT Willie Anderson made the Pro Bowl for the second straight year. Anderson was recommended by Alexander when the Bengals looked for an offensive tackle with their first choice in the 1996 NFL Draft, and two more recent Alexander draftees, left tackle Levi Jones and left guard Eric Steinbach, also had fine years as starters in 2004.

Alexander blended a new starter into the line in 2004 in free agent Bobbie Williams, who improved all season while starting 16 games for the first time in his pro career. The line also adjusted to injury problems that caused starting center Rich Braham to miss six games, with veteran free agent signee Jerry Fontenot filling in.

On Oct. 22, 2000, Alexander's Bengals line shared the glory of a 278-yard rushing game by HB Corey Dillon vs. Denver. It was an NFL record at the time, and it still stands second in league annals entering the 2005 season. The Bengals' 407 total rushing yards in that game ranks as the fifth-highest single-game total in NFL history, and as the most yards in 54 years. The last team to top it was the New York Giants, who gained 423 against Baltimore in 1950.

Alexander began his NFL coaching career in 1992 as tight ends coach of the N.Y. Jets, under head coach Bruce Coslet. When Coslet moved to Cincinnati as offensive coordinator in 1994, Alexander joined him, in the role of Bengals tight ends coach.

But Alexander's first love in football has always been the offensive line. He was afforded the chance to take over that job for the Bengals in 1995, and has held it ever since.

His 1995 unit produced the team's best-ever performance in sacks allowed — only 1.6 per game (25 total).

Alexander is a product of distinguished teachers. He coached under Joe Paterno at Penn State and Bo Schembechler at Michigan. He also was offensive line coach at Central Michigan, a school whose coach, Herb Deromedi, ranks with Paterno and Schembechler among the winningest coaches in NCAA Division I history.

Alexander's birthdate is Feb. 12, 1960. He's a native of Rochester, N.Y., where he attended Cardinal Mooney High School. He was an Academic All-American at Cortland State (N.Y.) and holds a master's degree in exercise physiology from Penn State. He and his wife, Kathy, have three daughters, Mary Beth, Carolyn and Emily.

PLAYING AND COACHING HISTORY — 1979-81: Played offensive tackle at Cortland State. **1982-84:** Graduate assistant, Penn State. **1985-86:** Graduate assistant, Michigan. **1987-91:** Assistant coach (AC), Central Michigan. **1992-93:** AC, New York Jets. **1994-2002:** AC, Bengals. **2003-present:** Assistant head coach/offensive line coach, Bengals.

NO EASY ROAD

The Bengals played the NFL's sixth-toughest schedule in 2004, based on the aggregate '04 won-lost records of their 16 opponents.

Cincinnati's foes posted a cumulative 139-117 record for a winning percentage of .543. The only teams with higher opponents' winning percentages were Cleveland (.590), Oakland (.570), Miami (.555), Kansas City (.551) and Baltimore (.551).

The tough competition in 2004 in the AFC, compared to the NFC, is reflected by the fact that no NFC team had a cumulative opponents' winning percentage of more than .516 (Dallas and N.Y. Giants).

BOB BRATKOWSKI — Offensive Coordinator



Bob Bratkowski is in his fifth season as Bengals offensive coordinator, coming off a 2004 campaign in which the team ranked 10th in NFL scoring (23.4 avg.). Cincinnati's 374 total points were the most by a Bengals squad since the defending AFC Champions scored 404 in 1989.

"We entered the season with the idea of holding ourselves to the standard of the AFC teams that made the playoffs the previous three years," Bratkowski said. "Their average points per game was 23.5, so we feel like we did some good things. But we could have done better. We hurt ourselves with too many turnovers that sometimes put our defense in a bad spot."

The Bengals posted their highest point total in 15 seasons against an exceptionally tough lineup of opponents. Eleven times in the last 15 games, Cincinnati faced an opposing defense ranked in the NFL's top 10 in fewest yards allowed. Three of the 11 foes boasted the No. 1 yardage defense at the time. And though the season opener against the New York Jets did not apply, since teams have no rankings on the first Sunday, it's worth noting that the Jets finished the season ranked No. 7 in the NFL in total defense.

Bratkowski and the offensive staff had the opportunity last season to work with QB Carson Palmer, the top overall selection in the 2003 NFL Draft. But they also faced a coaching challenge, as Palmer was seeing his first live action following a 2003 season in which veteran Jon Kitna took every snap.

Palmer had his share of growing pains early in the season, posting a 62.6 passer rating in his first seven games. But under the offensive staff's direction, he improved dramatically in his last six games (before suffering a season-ending knee strain). If his 96.9 passer rating in his last six games had been his rating for the full season, he would have ranked fourth in the AFC.

"The staff always showed the greatest confidence in me, and that's so important for a young player," Palmer said. "They'd let me know it when I screwed up, but in a way that kept me believing in myself."

Also last season, the offense produced a franchise record-breaker in HB Rudi Johnson, who rushed for a club mark of 1454 yards. Three times in Bratkowski's

first four seasons, the Bengals have had a rusher with 1300 or more yards.

The 2004 offense had three consecutive outputs of more than 450 net yards (Games 11-13), the first such streak in franchise history. The offense allowed only 12 sacks over the final nine games, including five games with no sacks allowed.

In 2001, Bratkowski's first Bengals campaign, the offense showed significant improvement over its 2000 season performance in a number of categories, including points (226-185), first downs (294-254), total yards (4800-4260), passing yards (3088-1946), third-down conversion percentage (38.3-33.9) and possession time (29:16-27:13).

Bratkowski (pronounced "brat-COW-skee") has been an NFL coach since 1992, and he was coordinator of the University of Miami's NCAA champion offenses in '89 and '91. He entered the NFL ranks in 1992 at Seattle, and was with the Seahawks through '98. He spent the 1999 and 2000 seasons as wide receivers coach with the Pittsburgh Steelers before joining the Bengals in '01.

At Seattle in 1997, he was coordinator for the NFL's top passing offense (247.4 yards per game). The team ranked third in the NFL in total offense. Seattle also established club season records in '97 for most yards passing (4187) and completions (359). The Seahawks were second in the NFL in first downs (331).

Prior to his 1992 hiring by Seattle, Bratkowski spent 14 years as a college coach, including offensive coordinator assignments at Weber State, Wyoming, Washington State and Miami (Fla.).

As a college player, Bratkowski was a three-year letterman as a wide receiver at Washington State. His father, Zeke, played quarterback for 14 seasons in the NFL (with the Bears, Rams and Packers).

Bratkowski was born Dec. 2, 1955, in San Angelo, Texas. Bob and his wife, Rebecca, have two children — son Shane and daughter Courtney.

PLAYING AND COACHING HISTORY — 1975-77: Played wide receiver at Washington State. **1978-80:** Assistant coach (AC), Missouri. **1981-85:** Offensive coordinator, Weber State. **1986:** Offensive coordinator, Wyoming. **1987-88:** Offensive coordinator, Washington State. **1989-91:** Offensive coordinator, Miami (Fla.). **1992-94:** AC, Seattle Seahawks. **1995-98:** Offensive coordinator, Seattle Seahawks. **1999-2000:** AC, Pittsburgh Steelers. **2001-present:** Offensive coordinator, Bengals.

GAMES WERE "THISCLOSE"

Nearly half of the NFL games played during the 2004 regular season were decided by eight points or less:

POINTS	GAMES	PCT.
8 or Less	121 of 256	47%
7 or Less	116 of 256	45%
3 or Less	61 of 256	24%

CHUCK BRESNAHAN — Defensive Coordinator



Chuck Bresnahan, defensive coordinator for three straight divisional championship teams in Oakland from 2000-02, is in his second year on the Bengals staff and was promoted to the defensive coordinator position on Jan. 19, 2005.

"I'm enthused about the future of our defense, and about the experience that Chuck brings us," said Bengals head coach Marvin Lewis. "I have great confidence in his ability to oversee the development of a unit that has shown us a lot of potential.

"He has a great feel for what I want to see us do defensively and the directions I want us to move in. But I want him to put his touch on things."

Bresnahan was with the Bengals in 2004 as an assistant coach. He has been an NFL coach since 1994, spending two seasons with Cleveland and two with Indianapolis before moving to Oakland in '98.

He was defensive backs coach for the Raiders in 1998 and '99 before taking over as defensive coordinator from 2000-03. The Raiders won AFC West titles in his first three seasons as coordinator, and his 2002 defense helped carry Oakland to the AFC Championship and a berth in Super Bowl XXXVII against Tampa Bay.

"This is a great opportunity to build on the foundation that has been laid here with the Bengals," Bresnahan said. "I got the chance last season to get familiar with the talented young players we have, and I'm excited about our future."

Bresnahan's 2002 Oakland defense ranked second in the AFC in fewest points allowed (304) and third in the NFL against the run (90.8 yards allowed per game). In the 2000 season, Bresnahan and Marvin Lewis were opposing defensive coordinators in the AFC Championship game, with Lewis' Baltimore Ravens advancing to an eventual victory in Super Bowl XXXV.

Bresnahan (pronounced "BREZ-nuh-han") labels himself as an "intense" and "emotional" person. He says he will look for a similar involvement from his players.

"The big thing for (the players) — and we sold it in Oakland the whole time — is that this isn't my defense, it isn't my scheme," Bresnahan said. "It's ours, it's theirs. They've got to take ownership in it, and as soon as they're willing to do that, that's when you take the next step (to the playoffs)."

Bengals players had a chance to get to know Bresnahan last year, and they say they are looking forward to his extroverted style.

"Even if he's just talking to guys, he'll kind of grab you and talk," said tackle John Thornton. "He knows a lot of football."

"Chuck loves talking about football," agreed LB Brian Simmons. "He's consistent. He's going to be the same guy every day."

Bresnahan got his NFL start coaching linebackers at Cleveland from 1994-95, and he also was linebackers coach during two seasons ('96-'97) with the Indianapolis Colts.

He played linebacker at Navy from 1979-82, and from '84-86, he was a commissioned officer in the Navy at the Adak (Alaska) Naval Air Station, where he was a supply and nuclear weapons safety officer.

Prior to his 1983 assignment to military duty, Bresnahan got his start in coaching as a graduate assistant at Navy. He completed his military duty in time to return to Navy for the 1986 football season as wide receivers and tight ends coach.

From 1987-91, he was an assistant at Georgia Tech, handling tight ends in his first season and then switching to inside linebackers. He was LBs coach for the 1990 Georgia Tech team that won national championship honors with an 11-0-1 record.

In his last two college seasons (1992-93), he was defensive coordinator and linebackers coach at the University of Maine.

Bresnahan was raised in a football family. His father, Tom, has been a coach at various levels for more than 40 years, spending 16 seasons in NFL jobs and going to four Super Bowls (XXV through XXVIII) with the Buffalo Bills.

Bresnahan was born Sept. 8, 1960. His hometown is Springfield, Mass. He and his wife, Erin, have four daughters — Megan, Caitlin, Caroline and Danielle.

PLAYING AND COACHING HISTORY — 1979-82: Played LB at U.S. Naval Academy. **1983:** Graduate assistant coach, Navy. **1986:** Assistant coach (AC), Navy. **1987-91:** AC, Georgia Tech. **1992-93:** Defensive coordinator/LBs coach, Maine. **1994-95:** AC, Cleveland Browns. **1996-97:** AC, Indianapolis Colts. **1998-99:** AC, Oakland Raiders. **2000-03:** Defensive coordinator, Oakland Raiders. **2004:** Joins Bengals as assistant coach. **2005:** Defensive coordinator, Bengals.

THE CLOSER THE BETTER

The Bengals were 3-0 in games decided by three points or fewer last season — defeating Miami 16-13 on Sept. 19 at Paul Brown Stadium; winning 27-26 at Baltimore on Dec. 5; and edging the New York Giants 23-22 on Dec. 26 at Paul Brown Stadium.

Field goals by **Shayne Graham** in the final seconds won the Miami and Baltimore games, and **Jon Kitna's** 4-yard touchdown pass to **Chad Johnson** with 44 seconds left in the fourth quarter gave the Bengals a come-from-behind win over New York.

JIM ANDERSON — Running Backs



Jim Anderson is in his 22nd year on the Bengals coaching staff in 2005. He has coached a long line of Bengals running backs to outstanding performances, and he added a fifth Pro Bowler to his list of prize pupils last season when HB Rudi Johnson made the NFL's all-star game

after rushing for a Bengals-record 1454 yards.

Johnson had a quiet start to his Bengals career, playing in only nine games with 17 rushing attempts during his first two seasons. But Anderson had him properly groomed when his opportunity came, and after breaking through with 957 yards as a part-time starter in 2003, Johnson replaced the traded Corey Dillon in '04 and surpassed the Bengals-record 1435 yards that Dillon had posted in 2000. Johnson also set a team record for carries (361) last season.

Twelve of the 14 performances of 1000 or more rushing yards in a season by Bengals backs have come under Anderson's tutelage, including the top nine. The top four totals, all of 1300 yards or more, have come in the last five years.

In addition to Dillon (three Pro Bowls) and Johnson (one), Anderson's other Pro Bowl backs in Cincinnati have been James Brooks (four times), Harold Green (once) and Lorenzo Neal (once).

Anderson has also overseen the development of Jeremi Johnson, a fourth-round draft pick who has been Cincinnati's No. 1 fullback since joining the club in 2003.

But Anderson's post continues to present new challenges, and a key assignment in 2005 is the preparation of HB Chris Perry, Cincinnati's first-round pick in the '04 NFL Draft. Perry endured a frustrating rookie season, hampered by injuries that limited him to only brief appearances in two games.

Anderson began his Bengals work in the mid-1980s with Brooks, who went on to reign for 11 years as the leading rusher in Bengals history. During the 1997-2003 seasons, Anderson guided Dillon beyond Brooks' totals to all-time team records in rushing yards (8061) and

yards from scrimmage (9543).

Anderson also is the position coach behind the second-greatest rushing game in NFL history, Dillon's 278-yard effort on Oct. 22, 2000 vs. Denver.

Anderson's coaching excellence was recognized following the 2001 season when he made the list of candidates interviewed for the Stanford University head coaching job. Anderson was on the Stanford coaching staff from 1980-83.

Anderson is the all-time dean of Bengals position coaches in years of service (22), and among current NFL position coaches, only Pittsburgh's Dick Hoak has more years of consecutive service (34) with his team.

Anderson has shown the ability to effectively handle all types of running backs. Rudi Johnson and Dillon are bruisers, Brooks was a tough and quick smaller back, and Harold Green was a long strider with a combination of speed and power. Anderson also coached Ickey Woods, who was a league-wide sensation as a rookie in 1988 before having his career derailed by an '89 knee injury. And in 1996, Anderson effectively worked veteran Garrison Hearst into the Bengals offense after the team's acquisition of Hearst in late August.

In six of the nine seasons from 1986-94, Anderson's backs led the Bengals to finishes among the NFL's Top 10 teams in rushing yardage. In 1997, the running backs scored 20 of Cincinnati's NFL-leading 23 rushing TDs.

Anderson's troops won NFL rushing titles in 1988 and '89, and won the AFC rushing crown in '86. From 1986-90, the Bengals finished 2-4-1-1-5 in league rushing. Other NFL top 10 rushing finishes by the Bengals during Anderson's tenure include eighth in 1992, ninth in '97, tied for sixth in '99 and second in 2000.

Anderson was born March 27, 1948, in Harrisburg, Pa. He graduated from Cal Western with a degree in physical education, and has a lifetime teaching certificate in California. Jim and his wife, Marcia, have a son, Derek, 30.

PLAYING AND COACHING HISTORY — 1967-69: Linebacker-def. end at Cal Western (U.S. International). **1970-71:** Assistant coach (AC), Cal Western. **1973:** AC, Scottsdale (Ariz.) Community College. **1974-75:** AC, Nevada-Las Vegas. **1976-79:** AC, Southern Methodist. **1980-83:** AC, Stanford. **1984-present:** AC, Bengals.

SIGISMONDO CIOFFI — Assistant Defensive Backs



Sigismondo "Louie" Cioffi is in his ninth season on the Bengals coaching staff, and for the third straight year he fills the position of assistant defensive backs coach. He teams with defensive backs coach Kevin Coyle to work with the largest position group on the

team — the cornerbacks and safeties.

Cioffi (pronounced "CHO-fee") is only 31 years old as

he enters the 2005 season, an age at which few coaches have amassed his level of NFL experience. He was defensive staff assistant for his first six Bengals campaigns.

In addition to handling much of the preparation work for the entire defense on the upcoming week's opponent, Cioffi works most often with the safeties.

"When we break down into smaller groups for more individual attention, I'll usually take the corners and Louie takes the safeties," Coyle said. "He does an outstanding job with that group."

Cioffi's work with S Madieu Williams, second-round draft pick from Maryland, helped Williams have the most impressive season of any Bengals rookie in 2004.

Williams played in every game and made 13 starts. He ranked fourth on the team in tackles (95), ranked third in solo stops (71), ranked third in passes defended (11) and tied for the team lead in fumble recoveries (2). His 3 interceptions ranked third on the team, and one of those went for a 51-yard touchdown. He also had 2 sacks. His interception total tied the most by a Bengals rookie since 1986, when S David Fulcher had 4.

Overall, under Coyle and Cioffi, Bengals DBs snagged 16 of the team's 20 interceptions last season, the highest total by the secondary since 1996. Veteran CB Tory James had 8 INTs, one off the NFL lead and one short of the Bengals team record, and James earned his first Pro Bowl berth in nine NFL seasons.

Cioffi took on the job of Bengals defensive staff assistant in 1997 at age 23, and during the first three seasons of his Cincinnati career, he was the youngest full-time assistant coach in the NFL.

Cioffi's association with the NFL dates even farther back. In 1993, he was a 20-year-old coaching assistant to Bruce Coslet's staff on the N.Y. Jets. His responsibilities then included assembling play books and running video printers on game days. Cioffi also worked with the Jets

in 1994 in a similar role.

Cioffi was wide receivers coach at C.W. Post University in Brookville, N.Y. in 1995 and '96. The 1996 team won the ECAC Division II championship. In addition to his on-field responsibilities at C.W. Post, Cioffi prepared computer game analyses and scouting reports. He did all the computer work at Post for the offense and defense.

Bruce Coslet's first full year as Bengals head coach was 1997, and he brought Cioffi to Cincinnati in a Bengals staff reorganization. Cioffi was charged with supervising the weekly distribution of information on how to attack the upcoming opponent's offense, and he also worked on the field, assisting in the coaching of defensive backs. Cioffi later worked under Bengals head coach Dick LeBeau, and was involved in coaching linebackers while continuing with his game preparation responsibilities.

Cioffi was born Sept. 21, 1973, in Queens, N.Y. His wife's name is Cindy. They have a daughter, Cecilia Elle.

COACHING HISTORY — 1993-94: Coaching assistant, New York Jets. **1995-96:** Assistant coach (AC), C.W. Post. **1997-present:** AC, Bengals.

KEVIN COYLE — Defensive Backs



Kevin Coyle returns for his fifth season on the Bengals coaching staff in 2005. He is in his third year as defensive backs coach, after serving as cornerback coach in 2001 and '02.

Bengals DBs snagged 16 of the team's 20 interceptions last season, the

highest total by the secondary since 1996. They played a major role in the team ranking tied for third in the NFL in total takeaways (36). And under Coyle's leadership, the secondary had a number of outstanding individual performances. The stories of the year included:

- Veteran CB Tory James finished second in the NFL with a career-high 8 INTs, just one short of both the NFL lead and the Bengals team record. The ninth-year NFL vet earned his first selection to the Pro Bowl, and he was the first Bengals defender to make the Pro Bowl since the 1996 season.

- Veteran CB Deltha O'Neal, who had fallen out of favor in Denver, came to the Bengals in a trade and finished second on the team with 4 INTs, including a key pick in a Monday night victory against his former team. O'Neal tied James for the club lead in passes defended (16).

- Second-round draft picks Madieu Williams and Keiwan Ratliff both marked themselves as future stars with heady play and hard hits. Williams, a safety from Maryland, ranked fourth on the team in tackles (95), third in INTs (3) and third in passes defended (11). He also led the team in fumble recoveries (2) and led the secondary in sacks (2). Ratliff, a cornerback from Florida, took a bit longer to hit his rookie stride. But he emerged as a key performer by season's end, starting five of the last seven

games in place of the injured Deltha O'Neal.

"The veterans played like we knew they could, and the development of the rookies really pleased us," said head coach Marvin Lewis. "Madieu and Keiwan are both very smart, instinctive players, and our coaches worked to get the most out of them."

This is Coyle's 29th year in coaching. In his last 10 seasons before joining the Bengals, he was defensive coordinator and secondary coach at three Division I college programs — Syracuse, Maryland and Fresno State.

At Fresno State (1997-2000), Coyle's defenses produced three first team All-Western Athletic Conference players in both '99 and '00, best in the league both years. In 1998, the FSU defense set a school-record low with only 23 touchdowns allowed.

At Maryland (1994-96), Coyle oversaw a dramatic improvement in the Terrapins' defense, steadily guiding a program that had struggled prior to his arrival to a final total defense ranking of No. 29 nationally in '96.

At Syracuse (1991-93), Coyle's defense led the nation in interceptions (24) in '92 and set a school record for fewest rushing yards allowed (1007) in an 11-game season.

Coyle was at Holy Cross from 1982-90, first serving as outside linebackers coach before being promoted to defensive coordinator in '86. During his five years as coordinator, Holy Cross was the winningest (49-5-1) Division I-AA team in the nation, with the Crusader defense ranked in the top 10 nationally in scoring defense four times. Coyle coached five All-Americans at Holy Cross.

Coyle also has a prior Cincinnati connection, having served as a graduate assistant coach at the University of Cincinnati from 1978-79.

Six players from Coyle's Fresno State defenses went on to play in the NFL, including three defensive backs, and at Maryland, Coyle coached future NFL cornerbacks Chad Scott and Lewis Sanders. At Syracuse, he coached

future NFL standout safety Donovan Darius.

Coyle was born Jan. 14, 1956, in Staten Island, N.Y. He and his wife, Louise, have a daughter, Jenlain, 12.

PLAYING AND COACHING HISTORY — 1974-75: Played DB at Massachusetts. **1978-79:** Graduate assistant, Univ. of Cincinnati. **1980:** Coaching assistant,

Arkansas. **1981:** Defensive coordinator, U.S. Merchant Marine Academy. **1982-85:** Assistant coach (AC), Holy Cross. **1986-90:** Defensive coordinator, Holy Cross. **1991-93:** Defensive coordinator, Syracuse. **1994-96:** Defensive coordinator, Maryland. **1997-2000:** Defensive coordinator, Fresno State. **2001-present:** AC, Bengals.

PAUL GUENTHER — Staff Assistant



Paul Guenther, already a familiar face in Bengals football operations, was added to the coaching staff on April 15 of this year, as Staff Assistant.

Guenther had worked for the Bengals since August of 2004 on a consultant basis as an advance scout. He will continue to

do advance scouting in his new role, and he will coach on-field as an aide to head coach Marvin Lewis and to special teams coach Darrin Simmons.

Guenther (pronounced "GUN-thur") was offensive assistant/quality control coach on the Washington Redskins staff from 2002-03. Marvin Lewis was one of his associates in 2002, serving as assistant head coach/defensive coordinator of the Redskins.

Guenther also worked closely at Washington with Hue Jackson, who was Redskins offensive coordinator before joining the Cincinnati coaching staff. Guenther's primary position assignment with the Redskins was running backs.

From 1997-2001, Guenther was head coach at Ursinus College, an NCAA Division III school in Collegeville, Pa. He

was the youngest head coach in college football in '97, at age 25, and he led the team to the playoffs in '99 and 2000.

His 1999 team finished 10-2, advancing to the second round of the playoffs. The 10 wins was a school record, and the team broke nearly every offensive and defensive mark in the Ursinus record book.

Guenther began his coaching career from 1994-95 at Western Maryland. He was an assistant at Ursinus in 1996, moved to Jacksonville University as defensive coordinator in '97, and returned to Ursinus that same year.

Guenther was born Nov. 22, 1971. His hometown is Richboro, Pa. He played LB in college at Ursinus, setting a school career tackles record (355), while three times earning all-conference honors.

He received his undergraduate degree in communications from Ursinus in 1994, and a master's degree in sports administration from Western Maryland in '97. He is married and has one child.

PLAYING AND COACHING HISTORY—1990-93: Played LB at Ursinus College. **1994-95:** Assistant coach (AC), Western Maryland. **1996:** AC, Ursinus. **1997:** Defensive coordinator, Jacksonville Univ. **1997-2001:** Head coach, Ursinus. **2002-03:** AC, Washington Redskins. **2005:** Joins Bengals.

JAY HAYES — Defensive Line



Jay Hayes, a 17-year veteran of major college and NFL coaching, is in his third season as Bengals defensive line coach. A former defensive lineman himself at the college and pro levels, Hayes in 2004 oversaw a Bengals line that displayed a healthy mix of continued production from

veterans and exciting promise from newcomers.

On the veteran side, starting ends Justin Smith and Duane Clemons ranked 1-2 on the team in sacks, Smith with 8 and Clemons with 6.5. Both players improved on their totals of 2003, and they also raised their tackling totals. Starting DT John Thornton also upped his tackles total in 2004, posting 74 after getting 60 in '03.

Among newcomers to the 2004 line, the brightest star was fourth-round draft pick Robert Geathers, who started quietly but developed under Hayes into a bona fide big play threat. Geathers finished fourth on the team in sacks (3.5) and had key plays in Bengals victories over Dallas, the N.Y. Giants and Philadelphia.

Another newcomer prepped by Hayes to succeed was first-year player Langston Moore. A sixth-round Bengals selection in the 2003 NFL Draft, Moore did not play as a rookie, but in '04, he proved ready to step into the starting RDT job when veteran Tony Williams was lost for the season with an ankle injury in Game 6.

Hayes came to the Bengals from the Minnesota Vikings, where he was special teams coach in 2002. The '02 Vikings tied for fifth in the NFL in punt coverage, allowing only 6.2 yards per return with no returns of 25 yards or more.

Hayes was special teams coach for the Pittsburgh Steelers from 1999-2001. Under his direction, Steelers kicker Kris Brown tied for second in the AFC with 124 points in 2001, while Troy Edwards ranked fifth in the conference in kickoff returns with a 23.1-yard average.

In 2000, Steelers rookie Hank Poteat ranked sixth in the NFL with a 13.0 average on punt returns and scored on a 53-yard punt return TD. In 1999, Steelers kicker Brown was a rookie, and he ranked second in the AFC in field goal accuracy (86.2%) and was twice named AFC Special Teams Player of the Week. Brown set an NFL record in 1999 for most consecutive field goals made to start a career (13).

Before entering the NFL coaching ranks with the

Steelers. Hayes coached 11 years at the major college level, splitting his time between Notre Dame, California and Wisconsin.

He began his coaching career in 1988 as a graduate assistant at Notre Dame, and for the next three seasons, he coached outside linebackers and special teams for the Irish. He moved to California as outside linebackers coach in 1992, and he also held that job in '93 before adding special teams responsibilities in '94.

Hayes' last college assignment before entering the NFL was from 1995-98 at Wisconsin, where he was outside linebackers and special teams coach. Hayes' Badgers were consistently among the top special teams units in the Big Ten. During his tenure, the Badgers recorded two of the longest plays in school history, an NCAA-record 60-yard field goal and a 100-yard kickoff return.

Hayes played defensive end at the University of

Idaho and earned all-conference honors in 1980 and '81. He spent some time in NFL camps before moving on to play for the USFL Michigan Panthers in 1984 and for the Memphis Showboats in '85.

Hayes' younger brother, Jonathan, is Bengals tight ends coach.

Hayes was born March 3, 1960 in Pittsburgh, and attended South Fayette High School. He and his wife have three children.

PLAYING AND COACHING HISTORY — 1978-81: Played defensive end at Univ. of Idaho. **1984:** Defensive end, Michigan Panthers (USFL). **1985:** Defensive end, Memphis Showboats (USFL). **1988-91:** Assistant coach (AC), Notre Dame. **1992-94:** AC, California. **1995-98:** AC, Wisconsin. **1999-2001:** AC, Pittsburgh Steelers. **2002:** AC, Minnesota Vikings. **2003-present:** AC, Bengals.

JONATHAN HAYES — Tight Ends



Jonathan Hayes, an NFL tight end for 12 seasons, returns for his third season on the Bengals coaching staff in 2005.

In 2003, his first year coaching in the pros, Hayes directed a group that posted the Bengals' best tight end receiving numbers since 1995.

Those receiving numbers were not so high in 2004, but the group's contribution went well beyond the standard statistics sheet. Tight ends Reggie Kelly, Matt Schobel and Tony Stewart played key support roles for record-breaking rusher Rudi Johnson and for the highly productive wide receiver duo of Chad Johnson and T.J. Houshmandzadeh.

"There is only one football," said Bengals head coach Marvin Lewis, "and the fact is, when you see teams with big receiving numbers for their tight ends, they are teams that are not able to get the ball to the wideouts like we did. One reason our wideouts produced as they did was because our tight ends were out there doing their jobs in areas the fans may not see."

The tight ends helped the Bengals post their highest point total in 15 seasons, and it was accomplished against an exceptionally tough lineup of opponents. Eleven times in the last 15 games, Cincinnati faced an opposing defense ranked in the NFL's top ten in fewest yards allowed. Three of the 11 foes boasted the No. 1 yardage defense at the time.

And despite their often low-profile role, the tight ends did produce the longest Bengals scrimmage play of the season, as Schobel was on the receiving end of a 76-yard TD pass that proved crucial in Cincinnati's Nov. 7 victory over Dallas.

Hayes made his NFL coaching debut with the Bengals in 2003 after four years on the coaching staff at the University of Oklahoma.

He was tight ends coach and special teams coordinator at Oklahoma, helping the Sooners to a four-year

record of 44-9, including a 13-0 mark in 2000 which featured an Orange Bowl win over Florida State for the NCAA championship.

Oklahoma was 37-4 over Hayes' last three seasons.

Under Hayes' tutelage, tight end Trent Smith finished his Oklahoma career in 2002 as the school's No. 2 all-time receiver, with 148 catches. Also in 2002, Sooners special teams blocked 7 kicks (3 FGs, 4 punts), and punt returner Antonio Perkins returned 3 punts for touchdowns. Hayes' kick coverage teams were also outstanding in '02, allowing only 6.6 yards per punt return and 17.8 yards per kickoff return.

Hayes began his NFL playing career in 1985 as a second-round draft pick out of Iowa with the Kansas City Chiefs. He played for the Chiefs through 1993, serving as a team captain, and closed his NFL career with three seasons in Pittsburgh ('94-'96). He had 153 career receptions for 1718 yards with 13 TDs. He had career highs in receptions (24) and yards (331) with Kansas City in 1993.

As a player, Hayes saw action in 184 NFL games with 122 starts, and he played all 16 games in each of his final six seasons. He played in three AFC Championship games, in 1993 with Kansas City and in '94 and '95 with Pittsburgh. In the 1995 season, he played in Super Bowl XXX for Pittsburgh vs. Dallas.

At the University of Iowa, Hayes switched to tight end as a junior after spending his first two seasons at linebacker. He earned first-team All-America honors as a senior and was a team captain. He finished his college career with 50 receptions for 602 yards and 5 TDs. In 1986, he completed work at Iowa on a degree in general studies.

Hayes' older brother, Jay, is Bengals defensive line coach.

Hayes was born Aug. 11, 1962 in South Fayette, Pa. He attended South Fayette High School. He and his wife have three children.

PLAYING AND COACHING HISTORY — 1981-84: Played linebacker and tight end at Iowa. **1985-93:** NFL tight end, Kansas City Chiefs. **1994-96:** NFL tight end, Pittsburgh Steelers. **1999-2002:** Assistant coach (AC), Univ. of Oklahoma. **2003-present:** AC, Bengals.

RICKY HUNLEY — Linebackers



Ricky Hunley is in his third season as Bengals linebackers coach. A former All-American college linebacker and a starting linebacker in two Super Bowls, Hunley has an association with Bengals head coach Marvin Lewis that dates from the early 1990s.

At that time, as a college coach, Hunley did a stint with the Pittsburgh Steelers in the NFL's minority intern coaching program. Lewis was on the Steelers staff from 1992-95.

Hunley and Lewis connected again in 2002. Hunley was defensive line coach for the Washington Redskins, with Lewis serving as his defensive coordinator. Lewis and Hunley helped lead the Redskins to a No. 5 NFL ranking in fewest yards allowed. When Lewis took the Bengals head coaching job in 2003, he made Hunley one of his first staff hires.

In 2004, Hunley oversaw a Bengals linebacker corps that was productive despite the setback of a major early season injury. When free agent signee Nate Webster, pegged to take over as the new starting middle linebacker, was lost for the season with an injury in Game 3, Hunley helped guide rookie Landon Johnson to a tackling binge that carried him to the team lead in tackles for the season.

Johnson edged a fellow linebacker, OLB Brian Simmons, by 133-132 for the season crown. Simmons, for the second straight year, was the only Bengal to log an entry on every column of the defensive stat sheet. Kevin Hardy, the Bengals' other starter on the outside, finished fifth on the club in tackles and also ranked third in sacks (4).

Hunley's coaching talent was recognized in 2003 when the University of Arizona, his alma mater, had him on the interview list for its head coach position.

With the Bengals, Hunley has "returned" to the team that drafted him as a player in 1984. A two-time consensus All-American linebacker at Arizona, Hunley was Cincinnati's first pick in the '84 NFL Draft. But he never signed with the Bengals, and when contract negotiations remained stalled

into September, the team traded his rights to Denver.

Hunley's playing career at Arizona earned him induction into the College Football Hall of Fame in 1997. He led Arizona in tackles for three consecutive seasons and was named Pac-10 Co-Player of the Year in 1983.

Hunley played in the NFL for seven seasons. He was with Denver from 1984-87, and was a starter at right inside linebacker for the Broncos in Super Bowls XXI and XXII. He also played for the Phoenix Cardinals (1988) and the Los Angeles Raiders ('89-90).

He got his start in coaching as a graduate assistant at Southern California (1992-93), after which he spent seven seasons at the University of Missouri. He was Missouri's assistant head coach/linebackers coach for the 1998 through 2000 campaigns. In 2001, he joined head coach Steve Spurrier's staff at the University of Florida, overseeing the defensive line. He made the move with Spurrier in 2002 when Spurrier became head coach of the Redskins.

Hunley was born Nov. 11, 1961 in Petersburg, Va. He earned a bachelor's degree in business administration from Arizona in 1987. In 1990, he was voted Executive Vice-President of the NFL Players Association, a position he held for two years. He has also served on the Board of Directors for the Black Coaches Association and on the Minority Issues Committee of the American Football Coaches Association, and he has represented the Big 12 and the SEC on the AFCAs Assistant Coach Committee.

In 2004, Hunley was selected by the Bengals to participate in June in the NFL-Stanford University Executive Education Program for Managers.

Ricky and his wife have two daughters.

PLAYING AND COACHING HISTORY — 1980-83: Played linebacker at Univ. of Arizona. **1984-87:** Linebacker, Denver Broncos. **1988:** Linebacker, Phoenix Cardinals. **1989-90:** Linebacker, Los Angeles Raiders. **1992-93:** Graduate assistant, Univ. of Southern California. **1994-97:** Assistant coach (AC), Univ. of Missouri. **1998-2000:** Assistant head coach/linebackers coach, Univ. of Missouri. **2001:** AC, Florida. **2002:** AC, Washington Redskins. **2003-present:** AC, Bengals.

HUE JACKSON — Wide Receivers



Hue Jackson is in his second season as Bengals wide receivers coach, following an inaugural Cincinnati campaign which saw the team get outstanding production from its wideouts despite a significant injury setback.

With returning starter Peter Warrick missing most of the season due to knee and shin injuries, Jackson helped guide fourth-year pro T.J. Houshmandzadeh

from the edge of roster oblivion to the finest season of his career. Houshmandzadeh entered the 2004 season as a "bubble" player after missing virtually the entire '03 campaign with a lingering hamstring problem, but he wound up with 73 catches, seventh-most in team history, for 978 yards.

Houshmandzadeh teamed with standout Chad Johnson, who earned his second straight starting berth in the Pro Bowl, to form arguably the best WR tandem for a season in franchise history.

Johnson had 1274 receiving yards, and his combined total of 2252 with Houshmandzadeh was the most for any duo in club history, topping the 2174 of Johnson and

Warrick from 2003. Johnson had a career-high 95 catches, and his combined total of 168 with Houshmandzadeh was just one short of the record 169 posted by Johnson and Warrick in '03.

Houshmandzadeh's 978 total represented the closest run in Bengals history to having two 1000-yard receivers in the same season. Also last season, No. 3 WR Kelley Washington improved both his catch and yardage totals from his 2003 rookie campaign.

Jackson (first name pronounced as "Hugh") came to the Bengals from the Washington Redskins, where he was running backs coach in 2001-02 and offensive coordinator in '03. He was back in the job market for 2004 after Steve Spurrier resigned as Redskins head coach, and was recruited by Bengals head coach Marvin Lewis, who had been Jackson's coaching colleague on the Washington staff in '02.

"I was excited to be able to add a coach of Hue's energy and talent to our staff," Lewis says. "He has been a coordinator at both the college and pro levels. He has a knowledge of all aspects of the offensive game, and that surely showed for us last year."

Jackson helped guide Redskins RB Stephen Davis to a career-high 1432 yards in 2001, and Davis was on pace for another 1000-yard season in '02 before a shoulder injury prematurely ended his year.

Jackson spent 14 years as a college coach before joining the Redskins. His last college post was as offensive coordinator for the University of Southern California from 1997-2000.

Jackson's duties in his last three years at USC in-

cluded the recruiting and early development of Bengals QB Carson Palmer, No. 1 overall pick in the 2003 NFL Draft. Palmer came to USC in 1998.

Jackson began his coaching career in 1987 at his alma mater, the University of the Pacific. After three years there, he moved on to Cal State-Fullerton (1990-91), Arizona State ('92-95) and California ('96). At Cal, he was offensive coordinator and helped lead the Golden Bears to an Aloha Bowl berth.

He picked up his first year's experience in the pro ranks in the spring of 1991, coaching running backs, wide receivers and special teams for the London Monarchs of the World League. He also had three NFL summer internships, working with the Los Angeles Rams in 1990, the Arizona Cardinals in '92 and the Redskins in '95.

Born Oct. 22, 1965, Jackson played quarterback at Pacific in 1985-86, throwing for 2544 yards and 19 TDs in his career. He also lettered in basketball in 1986.

Hue and his wife, Michelle, have two daughters, Jordyn and Baylee.

PLAYING AND COACHING HISTORY — 1985-86: Played quarterback at Univ. of the Pacific. **1987-89:** Assistant coach (AC), Univ. of the Pacific. **1990-91:** AC, Cal State-Fullerton. **1991:** AC, London Monarchs (World League). **1992-95:** AC, Arizona State. **1996:** Offensive coordinator, California. **1997-2000:** Offensive coordinator, Southern California. **2001-02:** AC, Washington Redskins. **2003:** Offensive coordinator, Washington Redskins. **2004-present:** AC, Bengals.

CHIP MORTON — Strength & Conditioning



Chip Morton is in his third season as Bengals strength and conditioning coach, following two seasons during which his program has been considered a major factor in the team's marked improvement. The Bengals have won as many games in the past two seasons as they did in the previous four.

Morton and his staff design and implement a comprehensive and progressive year-round training program. Each year, new ideas and technology are introduced to the program, built upon a foundation of basic training principles with an emphasis on effort and accountability.

"The effect the strength and conditioning program has had should not be underestimated," said Bengals head coach Marvin Lewis. "It comes from Chip's direction, and from the effort and diligence of our players. It's continuing today, tomorrow and every day.

"From an endurance standpoint," Lewis continued, "you just know we're going to be OK, and it's important for our guys to have that feeling. We know we can think with a clear head at the end of the game. We won't make a critical error because we are fatigued. We can make the positive play because we are in the right spot and we know what we're doing, and we're playing faster than the other side."

Morton was a coaching colleague of Lewis with the

Baltimore Ravens from 1999-2001, serving as Ravens assistant strength and conditioning coach, and he was with Lewis in '02 at Washington, serving as head strength and conditioning coach for the Redskins.

Morton is in his 14th NFL season, having served as strength and conditioning assistant at San Diego from 1992-94 and as head strength and conditioning coach at Carolina from '95-98.

Morton has worked with two Super Bowl teams, the 1994 Chargers and the 2000 Ravens. He started his career in the collegiate ranks, serving as assistant strength coach at Ohio State (1985-86) while completing his master's degree in physical education. He went on to Penn State in 1987 as the first-ever full-time strength and conditioning assistant for the Nittany Lions football team. He also worked with 14 other men's and women's sports during his five years (1987-91) at Penn State.

Morton's hometown is Hamden, Conn. He graduated from the University of North Carolina at Chapel Hill in 1985 with a degree in zoology, and he earned a varsity letter in swimming. Chip and his wife, Stacey, have five children.

COACHING HISTORY — 1985-86: Assistant strength and conditioning (S/C) coach, Ohio State. **1987-91:** Assistant S/C coach, Penn State. **1992-94:** Assistant S/C coach, San Diego Chargers. **1995-98:** Head S/C coach, Carolina Panthers. **1999-2001:** Assistant S/C coach, Baltimore Ravens. **2002:** Head S/C coach, Washington Redskins. **2003-present:** Head S/C coach, Bengals.

RAY OLIVER — Assistant Strength & Conditioning



Ray Oliver, a 21-year veteran in pro and college sports, is in his second season as Bengals assistant strength and conditioning coach.

Oliver last season became an integral part of a program that has been considered a major factor in the team's marked

improvement. The program has provided a noticeable upgrade in structure and technology for Bengals players, including an offseason regimen that is considerably more detailed than it was in previous years.

"Ray has brought a wealth of knowledge to our efforts," says Chip Morton, Bengals head strength and conditioning coach. "He's a great asset as we continue to develop and improve what we're doing."

A Cincinnati native, the 43-year-old Oliver adds a longtime passion for the Bengals to his expertise in his field.

"I grew up from age seven living and dying with the Bengals every Sunday," he says. "To come back and be a part of this team is something I couldn't be happier about."

Oliver came to the Bengals after three years as Director of Performance Enhancement for the University of Memphis basketball program. His resume includes experience as a strength and conditioning coach in the NFL (Tampa Bay, 1992) and in the NBA (New Jersey Nets, '96-97).

He attended Withrow and Talt high schools in Cincinnati, and went on to play football at Ohio State (defensive back in 1980-81). He transferred to the University of Cincinnati in 1982, and while sitting out the '82 season under transfer rules, he became interested in strength training under UC head football coach Mike Gottfried.

When Gottfried moved to Kansas University in

1983, Oliver decided to end his football playing career. He followed Gottfried to KU as a transfer student and volunteer coach, and earned his bachelor's degree from Kansas in 1986.

Oliver worked in strength and conditioning at the University of Pittsburgh in the mid-1980s, and during that time he also worked at a Bengals training camp and several Bengals minicamps as a volunteer strength and conditioning assistant.

Oliver has a long association with University of Memphis basketball coach John Calipari, having worked with Calipari previously at the University of Kansas, the University of Pittsburgh and with the New Jersey Nets. Oliver also worked under coach Rick Pitino at the University of Kentucky from 1989-92. During that period, he was also the strength and condition coach for the United States Ski Jump team.

Oliver spent his 1992 NFL season at Tampa Bay under head coach Sam Wyche, the former Bengals head coach.

Oliver's work with NFL athletes also includes the years 1997-99, when he was involved in programs for 35 NFL players while working for the Synergy company in Columbia, S.C.

Ray and his wife, Winone, have two children.

PLAYING AND COACHING HISTORY — 1980-81: Played defensive back at Ohio State. **1983-84:** Student assistant strength coach, Univ. of Kansas. **1985:** Assistant strength and conditioning (S/C) coach, Univ. of Pittsburgh basketball. **1986-88:** Head basketball strength coach and head football conditioning coach, Univ. of Pittsburgh. **1988-91:** Head S/C coach, Univ. of Kentucky basketball. **1992:** Head S/C coach, Tampa Bay Buccaneers. **1993-95:** Head S/C coach, Univ. of South Carolina. **1996-97:** Head S/C coach, New Jersey Nets (NBA). **2001-03:** Director of performance enhancement, Univ. of Memphis basketball. **2004-present:** Assistant S/C coach, Bengals.

DARRIN SIMMONS — Special Teams



Darrin Simmons returns for his third season as Bengals special teams coach in 2005, following an '04 campaign in which Cincinnati got fine performances from its kicking specialists and solid work from the coverage and return teams.

Simmons' biggest individual success story has been place-kicker Shayne Graham. Simmons faced a challenge in 2003, when Graham joined the team on waivers just a week before the regular-season opener and was moved into the No. 1 job after the release of Neil Rackers.

But Simmons has helped guide Graham to two of the finest kicking seasons in Bengals history. Graham set a Bengals record in 2003 with 88.0% field goal accuracy, and in '04, he posted the second-best accuracy in team annals (87.1%) while also setting a team record with 122 total points. Graham has been perfect (81-for-81) on PATs as a Bengal.

The Bengals went with a rookie free agent as their punter last season, and Nebraska's Kyle Larson earned *Pro Football Weekly* All-Rookie Team honors while working under Simmons. Larson's 42.2 gross punting average was the best by a Bengal since 1998, and his 35.5-yard net average was the club's best since '98.

Bengals coverage and return teams ranked in the NFL's top half in three of four areas last year, topped by a fifth-ranked kickoff coverage team that allowed only 19.7

yards per return. On punt returns, the Bengals ranked 12th at 9.4 yards, and on punt coverage, Cincinnati's average yield of 7.4 yards ranked 11th.

In two years under Simmons, the Bengals have not allowed a kickoff or punt return for a TD. The Bengals have one punt return for a score during Simmons' two seasons.

In 2003, Simmons' first Bengals season, his return and coverage units provided a major boost in the punting game, as Cincinnati finished 12th in punt return average and 11th in opponents' punt return average. In 2002, the Bengals had finished 31st in punt returns and 32nd in punt coverage.

Simmons began his NFL coaching career in 1998 on the same Baltimore Ravens staff as Bengals head coach Marvin Lewis. Simmons was assistant special teams coach and assistant strength and conditioning coach for the Ravens in 1998, and he held that same role for the Carolina Panthers from '99-2002.

A former college punter, Simmons played an integral role at Carolina in the continued development of Todd Sauerbrun as one of the NFL's top punters.

Carolina ranked fourth in the NFL in 2002 in net punting average (37.5), and the Panthers' special units led the league in kickoff coverage with only 18.5 yards allowed per return.

Simmons began his coaching career as a graduate

assistant at Kansas University in 1996. He moved to the University of Minnesota in 1997 before joining the NFL with the Ravens in '98.

Simmons excelled as a college punter for the Kansas Jayhawks from 1993-95, earning All-Big Eight honors his final year. As a senior, he helped the Jayhawks to a Top 10 national ranking and to an Aloha Bowl victory over UCLA. Also as a Kansas senior, he won honors as an Academic All-American.

Prior to playing for Kansas, Simmons was a punter and QB for Dodge City (Kan.) Community College. In 1992 at Dodge City, he led the nation's junior colleges in punting and was a first-team JUCO All-American.

Simmons earned a degree in sports management from Kansas in 1996. Born April 9, 1973, in Elkhart, Kan., he graduated from Elkhart High School. He and his wife, Rhonda, have a daughter, Hannah (born 1-11-02) and a son, Weston (born 4-13-05).

PLAYING AND COACHING CAREER: 1991-92:

Played quarterback and punter at Dodge City (Kan.) Community College. **1993-95:** Punter, University of Kansas. **1996:** Graduate assistant coach, Kansas. **1997:** Assistant coach (AC), University of Minnesota. **1998:** AC, Baltimore Ravens. **1999-2002:** AC, Carolina Panthers. **2003-present:** AC, Bengals.

BOB SURACE — Assistant Offensive Line



Bob Surace is in his fourth season on the Bengals coaching staff, and for the second straight year, he is in the role of assistant offensive line coach.

Surace was offensive staff assistant in his first two Bengals seasons, and in addition to his work

with the line, he continues to play a key role in the entire offensive staff's game preparation.

Surace's contributions in 2004 helped the line power HB Rudi Johnson to a club-record 1454 rushing yards, with Johnson and ROT Willie Anderson both making the Pro Bowl. Anderson made the Pro Bowl for a second straight season.

Also last season, the line paved the way for three consecutive games of more than 450 yards net offense, the first such streak in franchise history. The offense gained 504 yards on Nov. 28 vs. Cleveland, 453 on Dec. 5 at Baltimore and 478 on Dec. 12 at New England. In pass protection, the line led the way as the team allowed only 12 sacks over the final nine games, including five games with no sacks allowed.

All of the above contributed to a Bengals' rise to 10th in NFL scoring (23.4 points per game). The Bengals had not scored more since 1989, and they did it against an exceptionally tough lineup of opponents. Eleven times in the last 15 games, Cincinnati faced an opposing defense ranked in the NFL's top 10 in fewest yards allowed. Three of the 11 foes boasted the No. 1

yardage defense at the time.

Prior to joining the Bengals, Surace was a championship-level head coach in the NCAA Division III ranks. At Western Connecticut State University in 2000-01, his teams posted an 18-3 overall record. In 2001, WCSU advanced to the second round of the NCAA Division III Championships and won the Freedom Football Conference title. In 2000, the Colonials won the Northeast Championship ECAC playoff game. In both of Surace's seasons, the team ranked in the Top 25 nationally in the American Football Coaches Association poll.

Surace (pronounced "suh-RACE") grew up in a coaching family. His father, Tony, was head coach for his high school football and baseball teams in Millville, N.J. Surace went on to earn All-Ivy League honors as a center at Princeton University.

Surace began his coaching career in 1990 as running backs coach at Springfield (Mass.) College, where he also earned a master's degree in sports management in 1992. In the '92 football season, he was Run Game Coordinator at Maine Maritime Academy. That season, the Mariners had the nation's top Division III running back. In 1993 at Maine Maritime, Surace was part of an ECAC championship team.

In 1994, when the Canadian Football League fielded teams in the U.S., Surace was with the Shreveport Pirates. He was the assistant to head coach and general manager Forrest Gregg, the former Bengals coach who guided Cincinnati to Super Bowl XVI.

After coaching at Rensselaer Polytechnic Institute (Troy, N.Y.) in 1995, Surace went to Western Connecticut State in '96 as offensive coordinator and recruiting coordinator.

(continued)

Surace was born April 25, 1968 in Harrisburg, Pa. His wife, Lisa, holds a Ph.D. in psychology and practices in Cincinnati. They have a two-year-old daughter, Alison.

PLAYING AND COACHING HISTORY — 1987-89: Played center at Princeton. **1990-91:** Assistant

coach (AC), Springfield (Mass.) College. **1992-93:** AC, Maine Maritime Academy. **1994:** AC, Shreveport Pirates (CFL). **1995:** AC, Rensselaer Polytechnic Institute. **1996-99:** AC, Western Connecticut State. **2000-01:** Head coach, Western Connecticut State. **2002-present:** AC, Bengals.

KEN ZAMPESE — Quarterbacks



Ken Zampese returns in 2005 for his third season as Bengals quarterbacks coach. Zampese's initial Bengals season saw veteran QB Jon Kitna produce career-best statistics in multiple categories, and last season, Zampese guided the impressive development of Carson Palmer, the

No. 1 overall selection in the 2003 NFL Draft.

Palmer was seeing his first live action last season, following an '03 campaign in which Kitna took every snap, and as anticipated, Palmer had his share of growing pains. But after posting a 62.6 passer rating in his first seven games, Palmer improved dramatically in his last six games (before suffering a season-ending knee strain). If his 96.9 passer rating in his last six games had been his rating for the full season, he would have ranked fourth in the AFC.

And at no time was Zampese guiding Palmer down an easy road. Eight times in Palmer's last 12 games (excluding the season opener), he faced an opposing defense ranked in the NFL's top 10 in fewest yards allowed. Three of those games were against defenses ranked No. 1 at the time.

In 2003, Zampese worked with Kitna as Kitna posted career highs in completions (324), passing yards (3591), TD passes (26), completion percentage (62.3) and passer rating (87.4). Though Kitna's statistics in 2002 were solid, his '03 performance still won him NFL Comeback Player of the Year honors from the *Associated Press* and *Pro Football Weekly*.

Zampese (pronounced "zam-PEE-zee") came to the Bengals following three seasons (2000-02) in St. Louis, in which he had an expanding role with the NFL's most prolific passing offense.

Zampese joined the Rams in 2000 as an offensive assistant. He was promoted to wide receivers coach in 2001, and the Rams led the league in passing yards for a

second straight year, averaging 291.4. In 2002, he added the title of passing game coach, and the Rams finished second in the league at 259.6 yards per game.

Zampese began his NFL coaching career in 1998 as an offensive assistant with the Philadelphia Eagles under head coach Ray Rhodes. Zampese moved with Rhodes to Green Bay in 1999, also as an offensive assistant, before beginning his stint with the Rams.

Prior to entering the NFL, Zampese coached for nine years in the college ranks. He started as secondary coach at his alma mater, the University of San Diego, in 1989. He was graduate assistant secondary coach at the University of Southern California from 1990-91.

He then spent four years at Northern Arizona, as wide receivers coach from 1992-94 and as offensive coordinator in '95. In 1996 and '97, he was passing game coordinator and quarterbacks coach at Miami (Ohio). In 1997, Miami averaged 37.4 points per game.

Zampese played wide receiver and was a kickoff and punt returner at the University of San Diego from 1985-88. He was Special Teams Player of the Year as a senior. He earned an undergraduate degree in business from San Diego, and later received a master's degree in adult education from Southern California.

Zampese was born July 19, 1967, in Santa Maria, Calif. He attended the University of San Diego High School. He and his wife have two children. Ken's father, Ernie Zampese, was a longtime NFL offensive coordinator. Ernie Zampese coached on a Super Bowl winner with the 1995 Dallas Cowboys, and also coached for the Chargers, Rams and Patriots.

PLAYING AND COACHING HISTORY — 1985-

88: Played wide receiver, kickoff returner and punt returner at University of San Diego. **1989:** Assistant coach (AC), University of San Diego. **1990-91:** AC, Southern California. **1992-94:** AC, Northern Arizona. **1995:** Offensive coordinator, Northern Arizona. **1996-97:** AC, Miami (Ohio). **1998:** AC, Philadelphia Eagles. **1999:** AC, Green Bay Packers. **2000-02:** AC, St. Louis Rams. **2003-present:** AC, Bengals.

BENGALS 2004 NFL RANKINGS

SCORING (AVG. POINTS):

Points scored.....	10th (23.4)
Points allowed.....	21st (23.3)

NET OFFENSE (AVG. YARDS):


Total.....	18th (321.3)
Rushing.....	17th (114.9)
Passing.....	17th (206.3)

NET DEFENSE (AVG. YARDS):

Total.....	19th (335.3)
Rushing.....	26th (128.9)
Passing.....	13th (206.4)

TURNOVERS:

Differential.....	T-14th (plus-4)
-------------------	-----------------



**THE
PLAYERS**



BENGALS ROSTER — VETERANS

(As of July 10, 2005)

NO	NAME	POS	HT	WT	BORN	EXP	COLLEGE	HOMETOWN	HOW ACO
71	Anderson, Willie	OT	6-5	340	7-11-75	10	Auburn	Whistler, Ala.	D1'96
79	Andrews, Stacy	OT	6-7	350	6-2-81	2	Mississippi	Camden, Ark.	D4c'04
96	Askew, Matthias	DT	6-5	302	7-1-82	2	Michigan State	Fort Lauderdale, Fla.	D4a'04
57	Augustin, Allen	LB	6-0	225	6-12-81	1	Florida State	Miami, Fla.	FA05
21	Bauman, Rashad	CB	5-8	184	5-7-79	4	Oregon	Phoenix, Ariz.	W(Wash.)'04
74	Braham, Rich	C	6-4	305	11-6-70	12	West Virginia	Morgantown, W.Va.	W(Ariz.)'94
4	Bramlet, Casey	QB	6-4	225	4-2-81	2	Wyoming	Wheatland, Wyo.	D7'04
27	Brooks, Greg	CB	5-11	177	12-16-80	2	Southern Mississippi	New Orleans, La.	D6'04
13	Broussard, Jamall	WR	5-9	175	8-19-81	2	San Jose State	Kingwood, Texas	FA05
18	Cherry, Matt	WR	6-1	203	12-14-81	1	Akron	Chicago, Ill.	PS(Jax.)'04
92	Clemons, Duane	DE	6-5	275	5-23-74	10	California	Riverside, Calif.	FA03
11	Cockheran, Jeremiah	WR	6-0	201	1-11-81	1	Hawaii	Fontana, Calif.	FA05
70	Crawford, Derrick	DE	6-3	270	9-13-78	1	Texas A&M-Commerce	Avon Park, Fla.	FA05
47	Dickerson, Kori	TE	6-4	255	12-6-78	1	Southern California	Los Angeles, Calif.	W(Wash.)'05
38	Eastlick, Doug	FB	5-11	243	12-4-80	1	Virginia Tech	Marlton, N.J.	FA05
91	Geathers, Robert	DE	6-3	280	8-11-83	2	Georgia	Georgetown, S.C.	D4b'04
49	Ghent, Ronnie	FB	6-2	253	1-5-80	1	Louisville	Lakeland, Fla.	FA05
17	Graham, Shayne	K	6-0	197	12-9-77	5	Virginia Tech	Dublin, Va.	W(Car.)'03
22	Herring, Kim	S	6-0	212	9-10-75	9	Penn State	Solon, Ohio	FA04
84	Houshmandzadeh, T.J.	WR	6-1	197	9-26-77	5	Oregon State	Barstow, Calif.	D7'01
20	James, Tory	CB	6-2	192	5-18-73	10	Louisiana State	New Orleans, La.	FA03
73	Johnson, Belton	OT	6-6	315	7-23-80	2	Mississippi	Coffeeville, Miss.	FA04
85	Johnson, Chad	WR	6-1	192	1-9-78	5	Oregon State	Miami, Fla.	D2'01
31	Johnson, Jeremi	FB	5-11	265	9-4-80	3	Western Kentucky	Louisville, Ky.	D4b'03
59	Johnson, Landon	LB	6-2	227	3-13-81	2	Purdue	Lubbock, Texas	D3b'04
32	Johnson, Rudi	HB	5-10	225	10-1-79	5	Auburn	Etrick, Va.	D4'01
76	Jones, Levi	OT	6-5	300	8-24-79	4	Arizona State	Eloy, Ariz.	D1'02
34	Kaesviharn, Kevin	S	6-1	196	8-29-76	5	Augustana (S.D.)	Lakewood, Calif.	PS(Cin.)'01
82	Kelly, Reggie	TE	6-4	255	2-22-77	7	Mississippi State	Aberdeen, Miss.	UFA(Ail.)'03
3	Kitna, Jon	QB	6-2	225	9-21-72	9	Central Washington	Tacoma, Wash.	UFA(Sea.)'01
75	Kooistra, Scott	G	6-6	320	10-14-80	3	North Carolina State	Cary, N.C.	D7a'03
6	Krenzel, Craig	QB	6-4	228	7-1-81	2	Ohio State	Sterling Heights, Mich.	W(Chi.)'05
19	Larson, Kyle	P	6-1	204	9-2-80	2	Nebraska	Funk, Nebraska	CFA04
61	Lougheed, Pete	OT	6-5	300	11-5-79	1	Purdue	Fort Wayne, Ind.	PS(Cin.)'04
58	Miller, Caleb	LB	6-3	228	9-3-80	2	Arkansas	Sulphur Springs, Texas	D3a'05
81	Milons, Freddie	WR	5-11	193	6-27-80	3	Alabama	Starkville, Miss.	FA05
42	Mitchell, Anthony	S	6-1	215	12-13-74	6	Tuskegee	Atlanta, Ga.	FA04
60	Moore, Langston	DT	6-1	303	7-17-81	2	South Carolina	Charleston, S.C.	PS(Cin.)'03
50	Moore, Larry	G/C	6-3	300	6-1-75	8	Brigham Young	San Diego, Calif.	FA04
37	Myles, Reggie	S	5-11	195	10-10-79	4	Alabama	Pascagoula, Miss.	PS(Cin.)'02
24	O'Neal, Deltha	CB	5-11	194	1-30-77	6	California	Milpitas, Calif.	T(Den.)'04
9	Palmer, Carson	QB	6-5	230	12-27-79	3	Southern California	Mission Viejo, Calif.	D1'03
77	Patterson, Elton	DE	6-2	276	6-3-81	3	Central Florida	Tallahassee, Fla.	FA05
73	Perry, Chris	HB	6-0	224	12-27-81	2	Michigan	Advance, N.C.	D1'04
22	Powell, Carl	DE	6-2	278	1-4-74	7	Louisville	Detroit, Mich.	UFA(Wash.)'03
25	Ratliff, Keiwan	CB	5-11	185	4-19-81	2	Florida	Columbus, Ohio	D2a'05
30	Roberts, Terrell	S	5-10	202	4-7-81	3	Oregon State	Richmond, Calif.	CFA03
98	Robinson, Bryan	DT	6-4	304	6-22-74	9	Fresno State	Toledo, Ohio	UFA(Mia.)'04
88	Russell, Cliff	WR	5-11	190	2-8-79	4	Utah	Fayetteville, N.C.	PS(Cin.)'04
48	St. Louis, Brad	LS/TE	6-3	243	8-19-76	6	Southwest Missouri St.	Belton, Mo.	D7'00
89	Schobel, Matt	TE	6-5	255	11-4-78	4	TCU	Columbus, Texas	D3'02
93	Scott, Greg	DE	6-4	280	10-2-79	3	Hampton	Courtland, Va.	PS(Cin.)'04
56	Simmons, Brian	LB	6-3	244	6-21-75	8	North Carolina	New Bern, N.C.	D1b'98
90	Smith, Justin	DE	6-4	275	9-30-79	5	Missouri	Holts Summit, Mo.	D1'01
66	Smith, Shaun	DT	6-2	320	8-19-81	2	South Carolina	Brooklyn, N.Y.	WN(O.)'04
65	Steinbach, Eric	G	6-6	295	4-4-80	3	Iowa	Lockport, Ill.	D2'03
95	Stevens, Larry	LB	6-2	250	1-22-82	2	Michigan	Tacoma, Wash.	PS(Cin.)'04
86	Stewart, Tony	TE	6-5	260	8-9-79	5	Penn State	Allentown, Pa.	PS(Phil.)'02
97	Thornton, John	DT	6-3	297	10-2-76	7	West Virginia	Philadelphia, Pa.	UFA(Tenn.)'03
83	Walter, Kevin	WR	6-3	214	8-4-81	3	Eastern Michigan	Vernon Hills, Ill.	PS(Cin.)'03
80	Warrick, Peter	WR	5-11	195	6-19-77	6	Florida State	Bradenton, Fla.	D1'00
87	Washington, Kelley	WR	6-3	216	8-21-79	3	Tennessee	Stephens City, Va.	D3'03
33	Watson, Kenny	HB	5-11	220	3-13-78	4	Penn State	Harrisburg, Pa.	FA03
52	Webster, Nate	LB	6-0	240	11-29-77	6	Miami (Fla.)	Miami, Fla.	UFA(T.B.)'04
55	Wilkins, Marcus	LB	6-2	231	1-2-80	4	Texas	Austin, Texas	W(Ariz.)'04
63	Williams, Bobbie	G	6-4	340	9-25-76	6	Arkansas	Jefferson, Texas	UFA(Phil.)'04
29	Williams, Brandon	CB	5-11	186	11-17-80	1	Michigan	Omaha, Neb.	FA05
40	Williams, Madieu	S	6-1	195	10-18-81	2	Maryland	Landham, Md.	D2b'04
35	Wilson, Quincy	HB	5-9	225	4-26-81	1	West Virginia	Weirton, W.Va.	PS(Ail.)'04

BENGALS ROSTER — ROOKIES

(As of July 10, 2005)

NO	NAME	POS	HT	WT	BORN	COLLEGE	HOMETOWN	HOW ACQ
46	Anderson, Lyonel	TE	6-3	256	8-20-82	Kansas	Rochester, N.Y.	CFA'05
41	Body, Patrick	CB	6-2	192	1-17-82	Toledo	Pittsburgh, Pa.	CFA'05
68	Fanene, Jonathan	DE	6-4	291	3-19-82	Utah	Pago Pago (American Samoa)	D'05
53	Ghiacuc, Eric	C	6-4	302	5-28-81	Central Michigan	Oxford, Mich.	D'05
15	Henry, Chris	WR	6-4	200	5-17-83	West Virginia	Belle Chasse, La.	D'05
44	Jones, Herana-Daze	S	5-11	205	4-15-82	Indiana	Louisville, Ky.	CFA'05
70	Kieft, Adam	OT	6-7	337	8-21-82	Central Michigan	Rockford, Mich.	D'05
12	Perry, Tab	WR	6-3	215	1-20-82	UCLA	Milpitas, Calif.	D6'05
99	Pollack, David	LB	6-2	255	6-19-82	Georgia	Snellville, Ga.	D1'05
43	Sullivan, Cedric	LB	6-2	248	2-4-83	Troy	Houston, Texas	CFA'05
62	Takavitz, Kyle	G	6-3	310	11-1-81	Cincinnati	Columbus, Ohio	CFA'05
39	Thomas, Jeremy	FB	5-11	245	11-23-81	Georgia	Loganville, Ga.	CFA'05
51	Thurman, Odell	LB	6-0	235	7-9-83	Georgia	Monticello, Ga.	D2'05
67	Vieira, Steven	G	6-6	311	1-22-82	UCLA	Carlsbad, Calif.	CFA'05
64	Wilkerson, Ben	C	6-4	305	11-22-82	Louisiana State	Hemphill, Texas	CFA'05

BENGALS NUMERICAL ROSTER

(As of July 10, 2005)

3	Kitna, Jon	QB
4	Bramlet, Casey	QB
6	Krenzel, Craig	QB
9	Palmer, Carson	QB
11	Cockheran, Jeremiah	WR
12	Perry, Tab	WR
13	Broussard, Jamall	WR
15	Henry, Chris	WR
17	Graham, Shayne	K
18	Cherry, Matt	WR
19	Larson, Kyle	P
20	James, Tory	CB
21	Bauman, Rashad	CB
22	Herring, Kim	S
23	Perry, Chris	HB
24	O'Neal, Deltha	CB
25	Ratliff, Keiwan	CB
27	Brooks, Greg	CB
29	Williams, Brandon	CB
30	Roberts, Terrell	S
31	Johnson, Jeremi	FB
32	Johnson, Rudi	HB
33	Watson, Kenny	HB
34	Kaesviharn, Kevin	S
35	Wilson, Quincy	HB
37	Myles, Reggie	S
38	Eastlick, Doug	FB
39	Thomas, Jeremy	FB
40	Williams, Madiou	S
41	Body, Patrick	CB
42	Mitchell, Anthony	S
43	Sullivan, Cedric	LB
44	Jones, Herana-Daze	S
46	Anderson, Lyonel	TE
47	Dickerson, Kori	TE
48	St. Louis, Brad	LS/TE
49	Ghent, Ronnie	FB
50	Moore, Larry	G/C
51	Thurman, Odell	LB
52	Webster, Nate	LB
53	Ghiacuc, Eric	C
55	Wilkins, Marcus	LB
56	Simmons, Brian	LB
57	Augustin, Allen	LB
58	Miller, Caleb	LB
59	Johnson, Landon	LB
60	Moore, Langston	DT
61	Lougheed, Pete	DT
62	Takavitz, Kyle	G
63	Williams, Bobbie	G
64	Wilkerson, Ben	C
65	Steinbach, Eric	G
66	Smith, Shaun	DT
67	Vieira, Steven	DE
68	Fanene, Jonathan	DE
70	Kieft, Adam	OT
70	Crawford, Derrick	DE
71	Anderson, Willie	OT
72	Powell, Carl	DE
73	Johnson, Belton	OT
74	Braham, Rich	C
75	Koolstra, Scott	G
76	Jones, Levi	OT
77	Patterson, Elton	DE
79	Andrews, Stacy	OT
80	Warrick, Peter	WR
81	Milons, Freddie	WR
82	Kelly, Reggie	TE
83	Walter, Kevin	WR
84	Houshmandzadeh, T.J.	WR
85	Johnson, Chad	WR
86	Stewart, Tony	TE
87	Washington, Kelley	WR
88	Russell, Cliff	WR
89	Schobel, Matt	TE
90	Smith, Justin	DE
91	Geathers, Robert	DE
92	Clemons, Duane	DE
93	Scott, Greg	DE
95	Stevens, Larry	LB
96	Askew, Matthias	DT
97	Thornton, John	DT
98	Robinson, Bryan	DT
99	Pollack, David	LB

BENGALS DEPTH CHART

(As of July 10, 2005)

OFFENSE

WR 85 CHAD JOHNSON

LOT 76 LEVI JONES

LG 65 ERIC STEINBACH

C 74 RICH BRAHAM

RG 63 BOBBIE WILLIAMS

ROT 71 WILLIE ANDERSON

TE 82 REGGIE KELLY

WR 84 T.J. HOUSHMANDZADEH

QB 9 CARSON PALMER

HB 32 RUDI JOHNSON

FB 31 JEREMI JOHNSON

LDE 90 JUSTIN SMITH

LDT 98 BRYAN ROBINSON

RDT 97 JOHN THORNTON

RDE 91 ROBERT GEATHERS

SLB 99 DAVID POLLACK

MLB 51 ODELL THURMAN

WLB 56 BRIAN SIMMONS

LCB 24 DELTHA O'NEAL

RCB 20 TORY JAMES

SS 22 KIM HERRING

FS 40 MADIEU WILLIAMS

P 19 Kyle Larson

K 17 Shayne Graham

KO 17 Shayne Graham

PR 25 Keiwan Ratliff

KOR 88 Cliff Russell

LS 48 Brad St. Louis

H 19 Kyle Larson

83 Kevin Walter

61 Pete Loughheed

50 Larry Moore

53 Eric Ghiaciuc

75 Scott Kooistra

79 Stacy Andrews

86 Tony Stewart

87 Kelley Washington

3 Jon Kitna

33 Kenny Watson

38 Doug Eastick

DEFENSE

72 Carl Powell

96 Matthias Askew

60 Langston Moore

92 Duane Clemons

55 Marcus Wilkins

59 Landon Johnson

58 Caleb Miller

25 Keiwan Ratliff

21 Rashad Bauman

42 Anthony Mitchell

34 Kevin Kaesviharn

SPECIALTY

24 Deltha O'Neal

13 Jamall Broussard

89 Matt Schobel

88 Cliff Russell

18 Matt Cherry

11 Jeremiah Cockheran

70 Adam Kieft

62 Kyle Takavitz

64 Ben Wilkerson

(67) Steven Vieira

73 Belton Johnson

89 Matt Schobel

48 Brad St. Louis

47 Kori Dickerson

46 Lyonel Anderson

15 Chris Henry

13 Jamall Broussard

12 Tab Perry

81 Freddie Milons

(80) Peter Warrick)

4 Casey Bramlet

6 Craig Krenzel

23 Chris Perry

35 Quincy Wilson

49 Ronnie Ghent

39 Jeremy Thomas

93 Greg Scott

66 Shaun Smith

77 Elton Patterson

68 Jonathan Fanene

70 Derrick Crawford

43 Cedric Sullivan

95 Larry Stevens

(52) Nate Webster)

57 Allen Augustin

29 Brandon Williams

27 Greg Brooks

41 Patrick Body

37 Reggie Myles

44 Herana-Daze Jones

30 Terrell Roberts

84 T.J. Houshmandzadeh

13 Jamall Broussard

81 Freddie Milons

33 Kenny Watson

18 Matt Cherry

81 Freddie Milons

12 Tab Perry





84 T.J. Houshmandzadeh

69 Eric Ghiaciuc

64 Ben Wilkerson

70 Adam Kieft

NOTE: Players whose names are CAPITALIZED are anticipated starters. Rookies and first-year players are underlined. Injured players in (in parentheses).



The Bengals had four players selected to the Pro Bowl last season, their highest total since the 1990 season, when they also had four. Last season's Pro Bowlers: WR Chad Johnson (top left), HB Rudi Johnson (top right), OT Willie Anderson (bottom left) and CB Tory James (bottom right).

VETERAN PLAYERS' BIOGRAPHIES



WILLIE ANDERSON

Offensive Tackle

71

Ht: 6-5
Wt: 340
10th year in NFL

College: Auburn
2004 Games-Starts: 16-16
Career Games-Starts: 142-136

Acquired: D1'96
(10th overall)
Born: 7-11-75

Anderson played through torn knee cartilage to start every 2004 game, and was voted to his second straight Pro Bowl ... Voted by a national media panel as first-team member of the AP All-Pro team, annual elite all-star squad that chooses players from both American and National conferences ... Did not play in Pro Bowl due to rehab from postseason surgery for torn knee cartilage ... Also named first-team All-Pro by *College & Pro Football Weekly* ... Has been the ROT for a campaign of 1100 or more rushing yards by a Bengals HB for seven of the last eight seasons, including club-record 1454 by Rudi Johnson in 2004.

2004 PARTICIPATION: Started every game at ROT for fifth straight season, extending to 80 his team-long streak of consecutive starts (Bengals or NFL) ... Also leads current roster in most consecutive games played (80), most total Bengals games (142) and most total Bengals starts (136).

HIGHWAY 71 ROADBLOCK: Anderson's patch of turf was not the recommended path for rushers aiming to reach Bengals quarterbacks in 2004. Coaches' evaluations tagged Anderson with only one sack allowed all season as he played 1023 offensive snaps, 98.6% of the team total. "That's beyond outstanding," said offensive line coach Paul Alexander, "especially for a guy playing on one leg." Anderson battled torn knee cartilage for most of the season.

TRUE GRIT REWARDED: For starting every game despite suffering from torn knee cartilage most of the year, Anderson was named the Bengals 2004 team winner of the Ed Block Courage Award, given to players who demonstrate exceptional commitment to the values of sportsmanship and courage. Anderson played 98.6% of Cincinnati's offensive snaps (1023 of 1038).

450 TIMES 3: Anderson led a starting 2004 offensive line that fueled three consecutive games of 450-plus offensive yards in Games 11-13, the first such streak in Bengals history. The streak began with a 504-yard output in a wild 58-48 win Nov. 28 vs. Cleveland, as the Bengals scored the third-most points in their history. On Dec. 5 at Baltimore, the total was 453 offensive yards as the line helped QB Carson Palmer post career highs for passing yards (382), completions (29), completion percentage (80.6) and passer rating (127.1). On Dec. 12 at New England, the Bengals gained 478 yards, which proved to be the most allowed all season by the defending Super Bowl champs.

MORE 2004 HIGHLIGHTS: Paved the way for Rudi Johnson's club record of 1454 rushing yards, breaking the mark of 1435 set by Corey Dillon in 2000 ... Anderson was first Bengal to earn first-team AP All-Pro since CB Ashley Ambrose in 1996 ... Contributor to pass protection that allowed only 12 sacks in last nine games ... Protected Carson Palmer Sept. 12 at N.Y. Jets as Palmer posted a 105.2 passer rating in his playing debut ... On Sept. 19 vs. Miami, helped lead a fourth-quarter drive of 59 yards in 10 plays, with Palmer not sacked and completing 7 of 8 passes, to set up Shayne Graham's game-winning FG ... Supported 123-yard rushing effort by Rudi Johnson Oct. 3 at Pittsburgh, most rushing yards by a Bengal at Pittsburgh since James Brooks' 127 in 1989 ... Supported Rudi Johnson's second 100-yard rushing game of season (24-119) in Monday night win Oct. 25 vs. Denver ... In win Nov. 14 at Washington, helped lead second consecutive game with no sacks allowed and opened holes for Rudi Johnson's 102-yard rushing effort ... On Nov. 21 vs. Pittsburgh, helped offense extend streak of no sacks allowed to 10 quarters before Steelers got a sack in third quarter ... Supported Rudi Johnson's 202-yard rushing day Nov. 28 vs. Cleveland, second-most yards by an NFL rusher in '04 ... On Dec. 19 vs. Buffalo, helped Johnson rack up 130 yards rushing, tying Bengals record with his fifth 100-yarder of the season.

PREVIOUS SEASONS: 1996—Drafted by Bengals in first round (10th overall) ... Signed Aug. 5, missing first three weeks of training camp and first preseason game ... Played in only one preseason game, due to knee and ankle injuries ... Played as reserve for Games 1-6 of regular season, and started Games 7-16 at ROT ... Named to NFL All-Rookie teams by *Football News* and by *College & Pro Football Newsweekly* ... Led team in coaches' ratings with 24 "pancake" blocks, though he played only the fifth-most snaps among offensive linemen ... Had 4 pancakes in his first NFL start, Oct. 20 at San Francisco ... On Nov. 3 at Baltimore, threw a key block on Ki-Jana Carter 1-yard TD run that began biggest road comeback in Bengals history (from 21-3 deficit to 24-21 win). **1997—**Started every game at ROT, though he was switched to LT for portions of Games 1-2, when offense had pass-protection problems on left side ... Ranked third on offense with 950 scrimmage snaps (95% of total) ... Earned offensive Game Ball from coaches for his performance Dec. 14 vs. Dallas, when Bengals rushed for 157 yards, passed for 262 and allowed only 1 sack ... Supported Corey Dillon's 246-yard rushing effort Dec. 4 vs. Tennessee, as Dillon set what at the time was the NFL rookie

single-game rushing record ... Threw crushing block on an Oilers LB to spring Dillon for 31-yard TD run vs. Tennessee ... Flagged for only 1 penalty all season. **1999**—Started every game at ROT ... Led line in coaches' compilation of "pancake" blocks (14) ... Began to get recognition as a top tackle on Sept. 20 vs. Green Bay, when he helped limit All-Pro DE Reggie White to 2 tackles and no sacks ... Had 5 pancakes, single-game Bengals high for '98, on Nov. 15 at Minnesota. **1999**—Injuries stalled Anderson for the first time in his career, as he missed two games ... Suffered a right foot sprain Nov. 14 vs. Tennessee, and was active but DNP Nov. 21 vs. Baltimore ... Made his 14th start of season Dec. 26 at Baltimore, but suffered left ankle sprain and left knee strain, and was on inactive list for season finale Jan. 2 at Jacksonville ... Credited with 15 pancake blocks, highest ratio per snap on the line ... Flagged for only two penalties all season (one holding; one false start) ... Graded 100% in three games, only offensive lineman to post 100% grade in any game ... Paved way for 279 team rushing yards Dec. 12 vs. Cleveland; second-most to that point in team history. **2000**—Supported Corey Dillon's club-record (since surpassed) of 1435 rushing yards ... Helped Dillon rush for 278 yards Oct. 22 vs. Denver, an NFL record at the time and still ranked second in league history entering 2005 season ... Supported Bengals record 407 rushing yards in the Denver game, total which still stands entering 2005 as most team rushing yards in a game since 1950 ... Battled through sore back in November and through ankle sprain in December ... Led line in film reviews for the season with 16 "dominating blocks" ... Supported 292-yard rushing day, third-best in club history, on Dec. 3 vs. Arizona ... Coaches rated his effort "inspiring" on Dec. 17 vs. Jacksonville, as he played every snap in upset victory after missing practice all week due to ankle sprain. **2001**—As a pass blocker, helped Bengals to fourth-best performance in team history in sacks allowed (28) ... Led the line in coaches' ratings for dominating blocks (14) ... Helped power HB Corey Dillon to 1315 rushing yards ... Credited with 5 dominating blocks, most by a Bengal in a game all season, in season-opening win Sept. 9 vs. New England ... Graded 91% Dec. 23 at Baltimore as Corey Dillon rushed for 127 yards, the first 100-yard game by an individual against the Ravens in 51 games ... Helped line pave the way in Dec. 30 overtime win vs. Pittsburgh for 544 total net yards, as team posted 11th-highest yardage figure in Bengals history and the most since a 582-yard effort on Oct. 7, 1990 at the L.A. Rams ... Supported 980-yard offensive output in the final two games, most by Bengals in consecutive games since 1012 yards in Games 13-14 of 1997. **2002**—Contributed to streak of six straight games by offense of 350 or more yards (Games 7-12), longest such streak since 1986 Bengals had 10 ... Suffered right hamstring and left shoulder strains Sept. 29 vs. Tampa Bay, but played Oct. 6 at Indianapolis and helped Corey Dillon rush for season-high 164 yards. **2003**—Earned his first Pro Bowl berth, following two years in which he had been an AFC first alternate ... Played through hamstring pull suffered in season opener Sept. 7 vs. Denver, finishing second on offense for the season in snaps played (1067 of 1078) ... Played a key role in the offense ranking in NFL's top half in total yards, rushing yards and passing yards for the first time since 1997 ... Contributed to line performance of no sacks allowed in victory Sept. 28 at Cleveland as QB Jon Kitna posted 125.1 passer rating ... Protected Kitna as he

posted a 130.8 passer rating in victory Oct. 19 vs. Baltimore ... In victory Nov. 9 vs. Houston, helped offense to highest possession time (41:15) in 226 games, since 11-27-88 vs. Buffalo (41:21) ... Also vs. Houston, supported HB Rudi Johnson rushing for 182 yards on club-record 43 carries, and contributed to line performance of no sacks allowed ... Supported a season-high 444-yard total offense effort Nov. 23 at San Diego, including third straight game of 200 or more rushing yards (210)

COLLEGE: Helped lead Auburn to 20-1-1 record in 1994 and '95 and to first 5000-yard offensive season in school history (5049 in '95) ... Entered NFL Draft after junior season ... Second-team All-American selection by *Associated Press* as a junior, when he had 76 knockdown blocks ... Started as true freshman in 1993.

CAPTAIN OF CARING: Anderson is one of the Bengals' most active players in civic and charitable endeavors. He was the Bengals' team nominee in 2004 for the NFL/Walter Payton Man of the Year Award, which honors combined excellence both on and off the field. His most recent plans include starting a scholarship program in 2005 for deserving young people in Cincinnati, coordinated through the New Jerusalem Baptist Church. Also in '05, in his off-season home of Atlanta, he made donations to the ARTSCool arts enrichment program for young people and laid out plans to provide upgraded homes for a developing urban complex. He was named in April 2003 as the winner of a "JB Award," given by Fox sportscaster James Brown to NFL players who excel in community service. Anderson was the Bengals nominee for the NFL Man of the Year Award in 2000, '01 and '02. He supports the Boys and Girls Clubs, sponsoring Christmas parties and helping organize fund-raising events, and he regularly donates Bengals game tickets in his private suite to underprivileged children. He also sponsors dinners for homeless persons in Cincinnati and in Alabama, supports Christmas and Halloween parties at Cincinnati Children's Hospital, supports Special Olympics, and is a Little League football sponsor.

PERSONAL: Hometown is Whistler, Ala. ... Played at Vigor High School in Mobile, Ala., where he was an All-America first-team selection by *Parade Magazine* and *USA Today* ... Has a son, Jair (born 9-21-97) ... Hobbies include reading, playing basketball, traveling, wine tasting ... Owns an investment company called "Think B.I.G. Inc.," which owns rights to 20 Fatburger franchises to be built in the Cincinnati and Atlanta markets ... Marketing education major at Auburn ... Wears biggest shoe size (19-EEE) in Bengals history ... Full name is Willie Aaron Anderson.

WILLIE ANDERSON'S STATISTICS

YEAR	TEAM	GAMES	STARTS
1996	Cincinnati	16	10
1997	Cincinnati	16	16
1998	Cincinnati	16	16
1999	Cincinnati	14	14
2000	Cincinnati	16	16
2001	Cincinnati	16	16
2002	Cincinnati	16	16
2003	Cincinnati	16	16
2004	Cincinnati	16	16
CAREER		142	136



STACY ANDREWS

Offensive Tackle

79

Ht: 6-7
Wt: 350
2nd year in NFL

College: Mississippi
2004 Games-Starts: 1-0
Career Games-Starts: 1-0

Acquired: D4c'04
(123rd overall)
Born: 6-2-81

Boasting exceptional size and athletic ability, Andrews came to Bengals in 2004 with an All-America track and field background but little football experience ... Spent rookie season in learning mode, on roster for every game but seeing action in only one ... Did not play high school football, and did not play in college until his senior year ... Passed up a chance to qualify in track and field for Athens Olympics when he decided to join Ole Miss football team as a senior.

2004 RECAP: Drafted by Bengals in fourth round (123rd overall) ... Made NFL debut in Game 14, Dec. 19 vs. Buffalo, seeing brief action as an extra blocking TE ... Inactive for Games 1-13 and 16, and was active-DNP for Game 15 ... Played in first three preseason games, but missed preseason finale with high ankle sprain, and was slowed by the injury through the early weeks of the regular season.

COLLEGE FOOTBALL: Saw action in five games for Ole Miss 2003 club that finished 10-3 with Cotton Bowl victory over Oklahoma State ... Credited with 14 key blocks and 2 touchdown-producing blocks for offense that averaged 433.2 yards per game ... Came out for football

for the first time in 2002, and was redshirted.

COLLEGE TRACK AND FIELD: Earned All-America honors in both indoor and outdoor competition during 2002-03 school year ... Set Ole Miss records for indoor weight throw (68' 3.5"), outdoor hammer throw (201' 7") and discus (188' 5") ... In 2002, placed fifth in indoor weight throw at NCAA Championships ... In 2003, placed sixth in discus at NCAA Outdoor Championships.

PERSONAL: Hometown is Camden, Ark. ... Attended Fairview High School, where he did not play football but earned three letters in both track and basketball ... Art major at Ole Miss, with minor in criminal justice ... Full name is Stacy Dewayne Andrews ... Brother, Shawn, was an OT at Arkansas and was selected by Philadelphia in first round of 2004 NFL Draft.

STACY ANDREWS' STATISTICS

YEAR	TEAM	GAMES	STARTS
2004	Cincinnati	1	0
CAREER		1	0



MATTHIAS ASKEW

Defensive Tackle

96

Ht: 6-5
Wt: 302
2nd year in NFL

College: Michigan State
2004 Games-Starts: 5-0
Career Games-Starts: 5-0

Acquired: D4a'04
(114th overall)
Born: 7-1-82

As a rookie in 2004, Askew showed potential to significantly increase his role in '05 ... Raw talent with big upside, he was gaining a spot in defensive line rotation when the second of two knee injuries put a halt to his year ... Has excellent natural tools to be an inside pass rusher ... Entered NFL after his junior season at Michigan State, due to family considerations ... Unable to practice during mandatory June '05 minicamp due to foot injury suffered in prior offseason workouts, but is expected to be ready for training camp.

2004 RECAP: Drafted by Bengals in fourth round (114th overall) ... Signed July 30 ... Played in all 4 preseason games, with 3 tackles ... Made NFL debut in season opener Sept. 12 at N.Y. Jets, but suffered knee injury that required arthroscopic surgery ... Inactive for Games 2-6 ... Returned to action for Games 7-10 ... Had 2 tackles Nov. 14 at Washington ... Suffered knee injury, unrelated to his

September injury, in practice Nov. 25 ... Inactive Nov. 28 vs. Browns, and was placed on Reserve/Injured list Dec. 1.

COLLEGE: Played 35 games over three seasons at Michigan State, with 19 starts ... Made 11 starts as a junior in '03, recording 69 tackles, 6 sacks and 17 QB pressures, and earned first-team All-Big Ten honors from *NFL Draft Report* ... Had 4 sacks vs. Western Michigan in '03 ... Had 5 tackles vs. Michigan, all 5 against HB Chris Perry, Bengals' first-round 2004 draft pick ... Career totals of 144 tackles (99 solo) with 7 sacks, 18.5 TFL and 24 QB pressures.

PERSONAL: Hometown is Fort Lauderdale, Fla. ... Attended Dillard High School, where he was a two-time all-state football selection and was twice named Broward County Player of the Year ... Merchandise management major at Michigan State.

MATTHIAS ASKEW'S STATISTICS

YEAR TEAM	G-S	Defense						Interceptions					Scoring				
		ST	AT	TT	SKS-YDS	PBU	FF	FR-YDS	NO	YDS	AVG	LG	TD	TD	TD	S	PTS
2004 Cincinnati	5-0	0	3	3	0-0	0	0	0-0	—	—	—	—	—	—	—	—	—
CAREER	5-0	0	3	3	0-0	0	0	0-0	—	—	—	—	—	—	—	—	—



RASHAD BAUMAN

Cornerback

21

HT: 5-8

WT: 184

4th year in NFL

College: Oregon

2004 Games-Starts: 4-0

Career Games-Starts: 32-3

Acquired: W(Wash.)'04

Born: 5-7-79

Fourth-year pro looks for his first full season of Bengals action after missing most of 2004 campaign due to injuries ... A Redskins third-round draft pick in 2002, he was acquired by Cincinnati on waivers just before the start of the '04 regular season ... Played in 28 games for Washington over 2002-03 ... Became a restricted free agent on 3-2-05 and re-signed with Bengals on 4-27-05.

2004 RECAP: Opened training camp with Washington, and was acquired by Bengals on waivers on Sept. 6 ... Played in Games 1-4, but played only briefly in Game 4, Oct. 3 at Pittsburgh, sidelined by blow to the head ... Suffered Achilles tendon strain in practice Oct. 13, and was inactive for Games 5-11 ... Placed Nov. 29 on Reserve/Injured list ... Had 1 special teams tackle on Sept. 19 vs. Miami ... Saw time at RCB on Sept. 26 vs. Baltimore, replacing Tory James, who left game early due to dehydration.

PREVIOUS SEASONS: 2002—Drafted by Washington in third round (79th overall) ... Played every game as a rookie, starting as nickel back Dec. 15 at Philadelphia ... Had 14 tackles (8 solo) on defense, and finished 10th in special teams stops with 8 ... Helped key 14-3 win Nov. 3 at Seattle by downing 2 punts inside 5-yard line

and adding 3 special teams tackles. **2003**—Played for Washington in 12 games, with 26 tackles (22 solo), 6 passes defended and 2 INTs ... Started in Game 7, Oct. 19 vs. Buffalo, in place of injured Fred Smoot, and in Game 15, Dec. 21 at Chicago, as Redskins opened with five DBs ... Inactive for Games 8-10 due to ankle injury ... His fourth-quarter INT against Tom Brady helped Redskins preserve 20-17 victory Sept. 28 vs. New England, and Bauman also had 5 tackles (4 solo) in that game ... Nabbed his second INT on Nov. 23 at Miami, picking off Brian Griese ... Had 4 tackles in start Oct. 19 at Buffalo.

COLLEGE: Made 47 career starts at Oregon; earned second-team All-Pac-10 honors as a senior ... Had 12 career INTs, and set a school record with 3 INT returns for TDs ... Tied a school record as a junior with 22 passes defended ... Had 16 passes defended and 2 INTs as a senior.

PERSONAL: Hometown is Phoenix, Ariz. ... Attended South Mountain High School, where he was named Arizona Class 5A Player of the Year as a senior, leading the state in scoring as a running back (172 points) and winning DB of the year honors as well ... Sociology major at Oregon ... Last name is pronounced "BO-men."

RASHAD BAUMAN'S STATISTICS

YEAR TEAM	G-S	Defense						Interceptions					Scoring				
		ST	AT	TT	SKS-YDS	PBU	FF	FR-YDS	NO	YDS	AVG	LG	TD	TD	TD	S	PTS
2002 Washington	16-1	8	6	14	0-0	3	0	0-0	0	0	—	—	0	—	—	—	—
2003 Washington	12-2	22	4	26	0-0	6	0	0-0	2	1	0.5	1	0	—	—	—	—
2004 Cincinnati	4-0	0	0	0	0-0	0	0	0-0	0	0	—	—	0	—	—	—	—
WASH. TOTALS	28-3	30	10	40	0-0	9	0	0-0	2	1	0.5	1	0	—	—	—	—
CIN. TOTALS	4-0	0	0	0	0-0	0	0	0-0	0	0	—	—	0	—	—	—	—
CAREER	32-3	30	10	40	0-0	9	0	0-0	2	1	0.5	1	0	—	—	—	—

YEAR TEAM	Special Teams								Kickoff Returns					Punt Returns						
	ST	AT	TT	FF	FR-YDS	BP	BFG	BXP	NO	YDS	AVG	FC	LG	TD	NO	YDS	AVG	FC	LG	TD
2002 Washington	6	2	8	0	0-0	0	0	0	—	—	—	—	—	—	—	—	—	—	—	—
2003 Washington	2	1	3	0	0-0	0	0	0	—	—	—	—	—	—	—	—	—	—	—	—
2004 Cincinnati	1	0	1	0	0-0	0	0	0	—	—	—	—	—	—	—	—	—	—	—	—
WASH. TOTALS	8	3	11	0	0-0	0	0	0	—	—	—	—	—	—	—	—	—	—	—	—
CIN. TOTALS	1	0	1	0	0-0	0	0	0	—	—	—	—	—	—	—	—	—	—	—	—
CAREER	9	3	12	0	0-0	0	0	0	—	—	—	—	—	—	—	—	—	—	—	—



RICH BRAHAM

Center

74

Ht: 6-4
Wt: 305
12th year in NFL

College: West Virginia
2004 Games-Starts: 10-10
Career Games-Starts: 129-125

Acquired: W(Ariz.)'94
Born: 11-6-70

Braham continued his history of rugged play at center for 2004 Bengals, though limited to 10 games (all starts) due to injuries ... Originally a walk-on at West Virginia, he is on course in '05 to become only the 12th player to play 12 or more seasons with Cincinnati ... Was Bengals starting LG from 1996-98, and started at C from '99 through last season ... Former Bengals team winner of the Ed Block Courage Award, Braham has a long-standing reputation as a throwback performer who will battle injuries to stay in the lineup ... Became an unrestricted free agent on 3-2-05, and re-signed with Cincinnati on 5-13-05.

2004 PARTICIPATION: Finished season ranked second on team behind OT Willie Anderson in career Bengals games (129) and starts (125) ... Started season opener Sept. 12 at N.Y. Jets, but had undergone arthroscopic knee surgery Aug. 31, and was sidelined due to knee soreness in first quarter of Jets game ... Did not play in Game 2 and was inactive for Games 2-4 while rehabbing knee ... Returned to starting lineup in Game 5, Oct. 17 at Cleveland, playing every offensive snap ... Also started Games 6-13, but suffered knee injury in Game 13, Dec. 12 at New England, and was placed Dec. 18 on Reserve/Injured list ... Suffered the injury at N.E. in first quarter, but returned to the game and finished it after missing only a few snaps.

450 TIMES 3: Braham anchored a starting '04 offensive line that fueled three consecutive games of 450-plus offensive yards in Games 11-13, the first such streak in Bengals history. The streak began with a 504-yard output in a wild 58-48 win Nov. 28 vs. Cleveland, as the Bengals scored the third-most points in their history. On Dec. 5 at Baltimore, the total was 453 offensive yards as the line helped QB Carson Palmer post career highs for passing yards (382), completions (29), completion percentage (80.6) and passer rating (127.1). On Dec. 12 at New England, the Bengals gained 478 yards, which proved to be the most allowed all season by the defending Super Bowl champs.

MORE 2004 HIGHLIGHTS: Helped pave the way for Rudi Johnson's club record of 1454 rushing yards, breaking the mark of 1435 set by Corey Dillon in 2000 ... In Braham's last six games, the Bengals allowed only 6 sacks ... Supported Rudi Johnson's second 100-yard rushing game of season (24-119) in Monday night win Oct. 25 vs. Denver ... In win Nov. 14 at Washington, helped lead second consecutive game with no sacks allowed and opened holes for Rudi Johnson's 102-yard rushing effort ... On Nov. 21 vs. Pittsburgh, helped of-

fense extend streak of no sacks allowed to 10 quarters before Steelers got a sack in third quarter.

PREVIOUS SEASONS: **1994**—Drafted in third round by Arizona (76th overall) ... Made Cardinals' 53-man roster, but was on inactive list for 10 games before being acquired Nov. 18 by Bengals on waivers ... On Cincinnati inactive list for Games 11-13 ... Made NFL debut Dec. 11 at Giants, and also played in last two games, including Bengals' best rushing game of season (152 yards Dec. 24 vs. Philadelphia). **1995**—Started all four Bengals preseason games at LG, but suffered severe left ankle sprain Aug. 25 vs. N.Y. Jets ... Placed on Injured Reserve list Aug. 29 and missed entire regular season. **1996**—Started Games 1-3 at C and Games 4-16 at LG ... Played 1081 of the team's 1088 offensive snaps, most snaps on the team ... Credited in coaches' evaluations with 21 "pancake" blocks, second-most on team behind Willie Anderson's 24 ... Had 5 pancake blocks in 41-point, 463-yard effort Nov. 24 vs. Atlanta. **1997**—Was a restricted free agent during spring signing period and was tendered an offer sheet by New England in April; but Bengals matched Patriots' offer and re-signed Braham on April 15 ... Started every game at LG ... Missed only six offensive snaps all season, playing 994 of a possible 1000 ... Led team in coaches' ratings of pancake blocks (40) ... Played key role as Bengals averaged 433 yards offense per game over season's final four contests ... Earned offensive Game Ball along with other members of offensive line for Dec. 4 game vs. Tennessee, when Corey Dillon rushed for 246 yards (setting an NFL single-game rookie record). **1998**—Battled injuries throughout season ... Played on broken toe which was diagnosed in preseason, and ran his streak of consecutive Bengals starts at LG to 44 before a knee injury sidelined him for the last four games ... Suffered broken bone (sesamoid) under right big toe in Aug. 12 practice at training camp ... Returned to action Aug. 22 vs. Detroit after electing to play on the injury with a custom toe pad ... Started Games 1-12 of regular season ... Suffered damage to right kneecap in Game 12, Nov. 29 vs. Jacksonville ... Had arthroscopic surgery Dec. 2, and was placed on Injured Reserve list Dec. 3. **1999**—Switched position, from LG to C, and upgraded team's run-blocking from that spot ... Helped key HB Corey Dillon's 1200-yard Pro Bowl season along with Bengals' rise to sixth in NFL rushing yards (2051) and third in yards per carry (4.6) ... Was only offensive lineman awarded a Game Ball after Dillon's 168-yard game Oct. 10 at Cleveland, and joined other offensive line starters in getting Game Ball for Dillon's 192-yard game Dec. 12 vs. Cleveland ... Led

offense in total snaps (1035), missing only three when he was rested late in fourth quarter of lopsided win Dec. 12 vs. Cleveland ... Credited with superb handling of center's signal-calling responsibilities in season opener Sept. 12 at Tennessee, only his fourth career start at the position ... Handled line calls against Browns' confusing UFO defense, aiding offense in a 419-yard effort on Oct. 10 at Cleveland and a 459-yard performance on Dec. 12 vs. Browns. **2000**—Battled through two arthroscopic surgeries to his right knee while playing nine games, including every offensive snap of final seven games ... Helped key team rushing average of 149.3 yards over final seven games as HB Corey Dillon compiled a team-record season of 1435 yards ... Helped the offense rank No. 2 in NFL in rushing yards (144.6 per game) as it posted Bengals' best per-carry average (4.7) since 1989 ... Sideline early in training camp with chronic bursitis in right knee ... Underwent arthroscopic surgery July 31 and missed all four preseason games ... Returned to starting lineup for Games 1-2 of regular season, playing every offensive snap in both games, but sidelined by recurrence of bursitis and was on weekly inactive list for Games 3-9 ... Had a second arthroscopic surgery on right knee Sept. 26 ... Graded 88% Dec. 3 as key factor in 292-yard rushing day vs. Arizona, third-most rushing yards in team history. **2001**—Started every game at C ... Despite shoulder and neck problems, he played 98.8% of the offensive snaps (1058 of 1071), second-most on the offense ... Was diagnosed with a herniated disc in his neck following Sept. 30 game at San Diego, but received medical clearance to continue playing, foregoing a surgery that would have ended his season ... Selected as Bengals team winner of the Ed Block Courage Award, given annually by training staffs to players displaying exceptional perseverance in face of physical woes ... Also earned a spot on USA Today's "All-Joe Team" for tough, unsung performers ... Helped power HB Corey Dillon to 1315 rushing yards, second-most at the time by a rusher in team history ... Graded 97% Oct. 28 at Detroit as Corey Dillon rushed for Bengals road-record 184 yards ... Blocked Dec. 23 at Baltimore for 127-yard rushing effort by Corey Dillon, the first 100-yard game by an individual against the Ravens in 51 games. **2002**—Started every game except Dec. 1 vs. Baltimore, when he was active but did not play due to lingering soreness from a left ankle sprain ... Played 91.3% of the offensive snaps (964 of 1056), third-highest snaps total on the offense ... Underwent arthroscopic surgery Oct. 15 for removal of loose bodies in his left elbow, but did not miss a game as Oct. 20-21 was Bengals' bye weekend ... Started in five games of the offense's streak of six straight games of 350 or more yards (Games 7-12), team's longest such streak since 1986 ... Helped Corey Dillon rush for season-high 164 yards Oct. 6 at Indianapolis, and was credited for key block on Dillon's 67-yard TD run ... Supported season-high 423-yard output Dec. 22 vs. New Orleans, including a 240-yard rushing total that was Cincinnati's highest since

Dec. 3, 2000 ... Helped the offense accumulate 317 total yards in season finale at Buffalo, the 10th straight game of 300 or more total yards for the offense. **2003**—Became an unrestricted free agent on Feb. 28, and re-signed with Bengals on April 30 ... Opened regular season in a reserve role after working as a starter the previous seven seasons, but he was returned by coaches' decision to starting C role for Game 2 and remained in starting lineup the rest of the way ... Played a key role in the offense ranking in NFL's top half in total yards, rushing yards and passing yards for the first time since 1997 ... In victory Nov. 9 vs. Houston, had a key block on 17-yard Rudi Johnson TD run while helping offense produce 422 total yards and a season-high in rushing yards (240), with no sacks allowed ... Also vs. Houston, supported Rudi Johnson rushing for 182 yards on club-record 43 carries, as Bengals posted highest possession time (41:15) in 226 games, since 11-27-88 vs. Buffalo (41:21) ... Supported a season-high 444-yard total offense effort Nov. 23 at San Diego, including third straight game of 200 or more rushing yards (210) ... Supported a 393-yard net offensive effort Dec. 14 vs. San Francisco, including 225 rushing yards, team's fourth 200-yard rushing game in the last six contests.

COLLEGE: Joined West Virginia as a walk-on, but persevered to earn second-team All-America honors as a senior ... Started 33 games at LT ... All-Big East as a senior, leading line that paved way for 13th-ranked offense in nation, averaging 463.9 yards per game ... Helped lead WVU to 11-1 season, including Sugar Bowl berth.

PERSONAL: Hometown is Morgantown, W.Va., where he attended University High School ... Earned second-team prep all-state honors in basketball ... Has finance degree from WVU ... Married (wife Connie), with one child, Noah ... Hobbies include basketball and golf ... Offseason residence is Villa Hills, Ky., in Greater Cincinnati ... Pronounces last name "BRAY-um."

RICH BRAHAM'S STATISTICS

YEAR	TEAM	GAMES	STARTS
1994	Arizona	0	0
	Cincinnati	3	0
1995	Cincinnati	0	0
1996	Cincinnati	16	16
1997	Cincinnati	16	16
1998	Cincinnati	12	12
1999	Cincinnati	16	16
2000	Cincinnati	9	9
2001	Cincinnati	16	16
2002	Cincinnati	15	15
2003	Cincinnati	16	15
2004	Cincinnati	10	10
ARIZ. TOTALS		0	0
CIN. TOTALS		129	125
CAREER		129	125

*NOTE: Braham was inactive for 10 games with Arizona in 1994; he was on the Reserve/Injured list for 16 games with Cincinnati in 1995.



CASEY BRAMLET

Quarterback

4

HT: 6-4
WT: 225
2nd year in NFL

College: Wyoming
2004 Games-Starts: 0-0
Career Games-Starts: 0-0

Acquired: D7'04
(218th overall)
Born: 4-2-81

Bramlet did not play as a rookie in 2004, but was on Bengals roster all season after earning a spot with solid preseason performance ... Strong-armed college passer with good NFL size, he started three years at Wyoming and set school records for completions (767), passing yards (9684) and TD passes (56) ... Allocated by Bengals to Hamburg Sea Devils for 2005 NFL Europe League; started all 10 games and completed 131 of 212 passes (61.8%) for 1463 yards with 7 TDs and 10 INTs ... Named league's Offensive Player of the Week after leading Hamburg to a 30-10 win over Frankfurt in Week 4, as he went 17-for-25 for 264 yards with 1 TD and no INTs.

2004 RECAP: Drafted by Bengals in seventh round (218th overall) ... Signed July 29 ... Posted an 81.3 passer rating in preseason (11-of-18 passing for 122 yards with 0 TDs and 0 INTs) and earned No. 3 QB spot ... In uniform as designated third QB on the inactive list for Games 1-13 ... Listed as No. 2 QB behind Jon Kitna for Games 14-16, as injured Carson Palmer took the No. 3 spot.

STRIPES STRIKE WYOMING: Bramlet in 2004 became only the second player from a Wyoming school to make the Bengals' all-time roster, and he was the first

who is a native of the state. LB Guy Frazier, who played four Bengals seasons (1981-84), also played at the University of Wyoming, but Frazier hails from Detroit, Mich. Bramlet was born in Casper, Wyo., and attended Wheatland High School.

COLLEGE: Bramlet's 9684 career passing yards broke the Wyoming school record by more than 1700 yards, and his 767 completions were 129 more than the previous school mark ... Only player in Wyoming history to pass for 3000 yards in three different seasons ... Scored 14 career rushing TDs ... Started all 35 games over his final three seasons.

PERSONAL: Hometown is Wheatland, Wyo. ... Attended Wheatland High School, where he was an all-state player in basketball as well as football ... Passed for 2264 yards and 21 TDs in senior football season, then helped lead Wheatland to No. 1 state ranking in basketball ... Earned degree in business administration at Wyoming, earning conference and district academic honors with 3.11 grade average ... Member of the National Honor Society in high school ... Hobbies include boating, golfing and fishing ... Single.

CASEY BRAMLET'S STATISTICS

Passing

YEAR	TEAM	G-S	ATT	CMP	PCT	YDS	YDS/ATT	TD	TD%	INT	INT%	LG	SKD-YDS	RAT
2004	Cincinnati	0-0												
DID NOT PLAY*														
CAREER		0-0	0	0	—	0	—	0	—	0	—	—	0-0	—

*NOTE: Bramlet was inactive as the designated third quarterback for 13 games and was active but did not play in three games with Cincinnati in 2004.

FOND FAREWELL

The Bengals played their final game at Cinergy Field (previously known as Riverfront Stadium) on Dec. 12, 1999, and they made the finale a memorable one.

Before a sellout crowd of 59,972, the Bengals defeated Cleveland, 44-28, as the Cincinnati defense set a team record by allowing only 11 net rushing yards (on 11 carries). The Browns' long rushing gain of the day was three yards. The previous low by a Bengals opponent had been 18 yards on 17 carries by Seattle in an AFC Divisional playoff game on Dec. 31, 1988 at Riverfront Stadium. The previous low in a regular-season game was 26 yards on 17 carries by Pittsburgh on Sept. 19, 1982 at Three Rivers Stadium in Pittsburgh.

Offensively, the last game at Cinergy saw the Bengals roll for 279 rushing yards (on 53 carries) — at the time the second-most rushing yards in team history and the most ever in a home game (now the fourth-best in club history and the third-highest figure for a home game). The team record for rushing yards in a game is 407, set on Oct. 22, 2000 vs. Denver at Paul Brown Stadium.



GREG BROOKS

Cornerback

27

Ht: 5-11
Wt: 177
2nd year in NFL

College: Southern Mississippi
2004 Games-Starts: 0-0
Career Games-Starts: 0-0

Acquired: D6'04
(183rd overall)
Born: 12-16-80

Brooks seeks first regular-season NFL action in 2005 after spending the last 15 games of his rookie season on Reserve/Injured list ... Three-year starter at Southern Mississippi, he posted a school-record 47 passes defended while snagging 9 interceptions.

2004 RECAP: Drafted by Bengals in sixth round (183rd overall) ... Signed July 20 ... Played in preseason Games 1-3, with 5 tackles and 1 pass defended, but suffered hamstring injury in preseason Game 3, Aug. 28 at Atlanta ... Missed preseason finale due to the injury ... On inactive list for regular-season opener, Sept. 12 at N.Y. Jets ... Suffered reaggravation of the hamstring injury in practice on Sept. 15, and placed Sept. 16 on Reserve/Injured list.

COLLEGE: Earned first-team All-Conference USA honors in both his junior and senior seasons at Southern Miss ... Played 46 games with 36 starts over four seasons ... As a senior, led a secondary that helped USM finish 12th in nation in fewest passing yards allowed (174.0 avg.).

PERSONAL: Hometown is New Orleans, La. ... Attended Archbishop Shaw High School in Marrero, La., same high school as Bengals Pro Bowl CB Tory James ... Led the Shaw football team to No. 10 national ranking as a senior and earned All-America honors from *Prep Football Report* ... Also earned four letters in track in high school ... Sports administration major at Southern Mississippi.

GREG BROOKS' STATISTICS

YEAR TEAM	G-S	Defense						Interceptions					Scoring					
		ST	AT	TT	SKS-YDS	PBU	FF	FR-YDS	NO	YDS	AVG	LG	TD	TD	INT	FR	S	PTS
2004 Cincinnati	0-0				DID NOT PLAY*										DID NOT PLAY*			
CAREER	0-0	0	0	0	0-0	0	0	0-0										

*NOTE: Brooks was on the Reserve/Injured list for 15 games and inactive for one game with Cincinnati in 2004.



JAMALL BROUSSARD

Wide Receiver

13

Ht: 5-9
Wt: 175
2nd year in NFL

College: San Jose State
2004 Games-Starts: 8-0 (Car.)
Career Games-Starts: 8-0

Acquired: FA'05
Born: 8-19-81

Broussard played in eight games for Carolina as a rookie last season, and seeks in 2005 to gain a roster foothold with Bengals, the team that originally signed him into the NFL ... Brings exceptional quickness to bid for kick return and slot receiver spots ... Began '04 preseason as a college free agent signee with Cincinnati, played for Carolina after being signed off Bengals practice squad, and returned to Bengals as a free agent signee on 1-4-05 after being waived by Panthers.

2004 RECAP: Signed April 27 with Cincinnati as a college free agent ... Played in all four Bengals preseason games, with 8 receptions for 58 yards, 5 punt returns for a 6.8-yard avg. and 2 kickoff returns for a 15.0-yard avg. ... Waived on Sept. 5, and signed Sept. 6 to Bengals practice

squad ... Signed off the practice squad to Carolina's 53-player roster on Oct. 14 ... Played in eight games for Carolina (Games 5-10, 12 and 14), finishing eighth in the NFC in kickoff returns with a 23.1-yard average (on 24 attempts) ... Also had 10 punt returns for 4.3-yard avg. for Carolina ... Inactive for Carolina in Games 11, 13 and 15 ... Waived by Carolina on 1-1-05.

COLLEGE: Totaled 117 catches for 1396 yards and 6 TDs in two seasons (2002-03) at San Jose State ... Had 9 catches in '02 against eventual national champion Ohio State ... Began his college career at Texas Tech in 2000, starting four games as a freshman ... Played in junior college in 2001 at College of the Canyons (Santa Clarita, Calif.).

(continued)

PERSONAL: Born in Nederland, Texas, but grew up in Kingwood, Texas ... Earned bachelor's degree in public relations from San Jose State in spring of 2005 ... Was a first-team all-area football selection as a

senior at Kingwood High School ... In 1999, attended Naval Academy Prep School in Newport, R.I. ... Single ... Favorite hobby is reading ... Name is pronounced "juh-MALL brew-SARD."

JAMALL BROUSSARD'S STATISTICS

YEAR	TEAM	G-S	Receiving					Rushing					Scoring						
			NO	YDS	AVG	LG	TD	ATT	YDS	AVG	LG	TD	TD	TD-R	TD-P	TD-RI	2-PIC	PTS	
2004	Cincinnati	0-0	DID NOT PLAY*					DID NOT PLAY*					DID NOT PLAY*						
	Carolina	8-0	0	0	—	—	0	—	—	—	—	—	—	—	—	—	—	—	—
CIN. TOTALS		0-0	0	0	—	—	0	—	—	—	—	—	—	—	—	—	—	—	—
CAR. TOTALS		8-0	0	0	—	—	0	—	—	—	—	—	—	—	—	—	—	—	—
CAREER		8-0	0	0	—	—	0	—	—	—	—	—	—	—	—	—	—	—	—

YEAR	TEAM	Special Teams								Kickoff Returns					Punt Returns						
		ST	AT	TT	FF	YDS	BP	BFG	BXP	NO	YDS	AVG	FC	LG	TD	NO	YDS	AVG	FC	LG	TD
2004	Cincinnati	DID NOT PLAY*								DID NOT PLAY*					DID NOT PLAY*						
	Carolina	—	—	—	—	—	—	—	—	24	555	23.1	0	49	0	10	43	4.3	8	13	0
CIN. TOTALS		—	—	—	—	—	—	—	—	0	0	—	0	—	0	0	0	—	0	—	0
CAR. TOTALS		—	—	—	—	—	—	—	—	24	555	23.1	0	49	0	10	43	4.3	8	13	0
CAREER		—	—	—	—	—	—	—	—	24	555	23.1	0	49	0	10	43	4.3	8	13	0

*NOTE: Broussard was on the practice squad for four games with Cincinnati in 2004.

— BROUSSARD'S 2004 GAME-BY-GAME STATISTICS —

DATE	OPPONENT	Receiving					Kickoff Returns					Punt Returns						
		NO	YDS	AVG	LG	TD	NO	YDS	AVG	FC	LG	TD	NO	YDS	AVG	FC	LG	TD
Cincinnati		PRACTICE SQUAD					PRACTICE SQUAD					PRACTICE SQUAD						
9-12	at N.Y. Jets	PRACTICE SQUAD					PRACTICE SQUAD					PRACTICE SQUAD						
9-19	MIAMI	PRACTICE SQUAD					PRACTICE SQUAD					PRACTICE SQUAD						
9-26	BALTIMORE	PRACTICE SQUAD					PRACTICE SQUAD					PRACTICE SQUAD						
10-3	at Pittsburgh	PRACTICE SQUAD					PRACTICE SQUAD					PRACTICE SQUAD						
10-10	—BYE—																	
Carolina		0	0	—	—	0	3	54	18.0	0	21	0	1	0	0.0	1	0	0
10-17	at Philadelphia	0	0	—	—	0	3	64	21.3	0	23	0	1	0	0.0	4	0	0
10-24	SAN DIEGO	0	0	—	—	0	6	157	26.2	0	48	0	0	0	—	0	—	0
10-31	at Seattle	0	0	—	—	0	2	36	18.0	0	19	0	1	13	13.0	1	13	0
11-7	OAKLAND	0	0	—	—	0	5	113	22.6	0	34	0	1	5	5.0	0	5	0
11-14	at San Francisco	0	0	—	—	0	2	47	23.5	0	32	0	1	7	7.0	1	7	0
11-21	ARIZONA	0	0	—	—	0	INACTIVE					INACTIVE						
11-28	TAMPA BAY	0	0	—	—	0	2	68	34.0	0	49	0	3	10	3.3	1	7	0
12-5	at New Orleans	0	0	—	—	0	INACTIVE					INACTIVE						
12-12	ST. LOUIS	0	0	—	—	0	INACTIVE					INACTIVE						
12-18	at Atlanta	0	0	—	—	0	1	16	16.0	0	16	0	2	8	4.0	0	8	0
12-26	at Tampa Bay	0	0	—	—	0	INACTIVE					INACTIVE						
1-2	NEW ORLEANS	NOT WITH AN NFL TEAM					NOT WITH AN NFL TEAM					NOT WITH AN NFL TEAM						
TOTALS		0	0	—	—	0	24	555	23.1	0	49	0	10	43	4.3	8	13	0



MATT CHERRY

Wide Receiver

18

Ht: 6-1
Wt: 203
1st year in NFL*

College: Akron
2004 Games-Starts: 0-0
Career Games-Starts: 0-0

Acquired: PS(Jax.)04
Born: 12-14-81

Cherry finished 2004 on Bengals roster after spending most of his rookie season on Jacksonville practice squad ... Set Akron career receptions mark (149), including single-season record 66 catches as a senior in 2003.

2004 RECAP: Signed April 25 with Jacksonville

as college free agent ... Played in two preseason games for Jaguars, with 1 catch for 4 yards ... Waived Aug. 31 by Jaguars, and signed Sept. 7 to Jacksonville practice squad ... On Jaguars practice squad for Games 1-15, and signed Dec. 29 to Bengals 53-player roster ... Inactive for Bengals in Game 16, Jan. 2 at Philadelphia.

COLLEGE: Three-year starter at Akron ... Earned second-team All-Mid-American Conference honors as senior in '03, with 66 catches for 904 yards and 4 TDs ... Had 3 career punt returns for TDs ... Played in seven games with six starts as a junior (missing time because of a shoulder injury), with 35 catches for 463 yards and 3 TDs ... As a sophomore in '02, caught team-leading 48 passes for 630 yards and 3 TDs ... Played in every game as a freshman in 2000 after being redshirted in 1999.

PERSONAL: Hometown is Chicago ... Attended Loyola Academy in Wilmette, Ill., where he lettered in football, baseball and basketball ... Earned degree from Akron in radio/television.

*NOTE: Cherry did not earn an accrued year of experience toward NFL free agency in 2004 because he was not an NFL 53-player roster, a Reserve/Injured list or a Reserve/Physically Unable to Perform list for the required minimum of six games. He is designated a first-year player in 2005.

MATT CHERRY'S STATISTICS

YEAR	TEAM	G-S	Receiving					Rushing					Scoring					
			NO	YDS	AVG	LG	TD	ATT	YDS	AVG	LG	TD	TD	TD-R	TD-P	TD-RI	2-PIC	PTS
2004	Jacksonville	0-0	DID NOT PLAY**					DID NOT PLAY**					DID NOT PLAY**					
	Cincinnati	0-0	DID NOT PLAY**					DID NOT PLAY**					DID NOT PLAY**					
JAX. TOTALS		0-0	0	0	—	—	0	—	—	—	—	—	—	—	—	—	—	—
CIN. TOTALS		0-0	0	0	—	—	0	—	—	—	—	—	—	—	—	—	—	—
CAREER		0-0	0	0	—	—	0	—	—	—	—	—	—	—	—	—	—	—

**NOTE: In 2004, Cherry was on the practice squad for 15 games with Jacksonville, and he was inactive for one game with Cincinnati.



DUANE CLEMONS

Defensive End

92

Ht: 6-5

Wt: 275

10th year in NFL

College: California

2004 Games-Starts: 14-14

Career Games-Starts: 132-86

Acquired: FA'03

Born: 5-23-74

A free agent signee for 2003, former Vikings first-round draft choice has been a Bengals defensive line leader the past two seasons ... Tied for team lead in sacks (6) in '03, and finished second with 6.5 last season ... Ranked second on the line in tackles (career-high 77) last season, seeing some action at DT in nickel pass rush ... Adept at the "sack and strip" technique, he is only player on Bengals roster with double figures in career forced fumbles (14) and fumble recoveries (10) ... His 47.5 career NFL sacks also tops Bengals roster ... Logged 10th career game with 2 or more sacks last season on Nov. 21 vs. Pittsburgh ... Played for Minnesota from 1996-99 and for Kansas City from 2000-02 ... Has six seasons with 6 or more sacks ... Has played in five postseason games.

2004 PARTICIPATION: Started Games 1-13 and 16 ... Suffered knee injury in Game 13, Dec. 12 at New England, and was inactive for Games 14-15 ... Made all his starts at LDE except for Game 9, Nov. 14 at Washington, when he started at RDT as Bengals opened in nickel package.

2004 HIGHLIGHTS: In addition to his 77 tackles with 6 sacks, had 2 forced fumbles and 2 passes defended ... Had 3.5 sacks and both of his forced fumbles in Cincinnati's two games against Pittsburgh ... Led the line Oct. 3 at Pittsburgh with 6 tackles, including a sack and a forced fumble ... His sack at Pittsburgh dropped Ben Roethlisberger for 6-yard loss on third-down play in second quarter, forcing Steelers to punt from their 12,

and in third quarter, he forced a Duce Staley fumble that Madiou Williams recovered for Cincinnati at Bengals' 49 ... Had 2.5 sacks among his season-high 10 tackles Nov. 21 vs. Pittsburgh, plus a FF ... On Pittsburgh's first possession Nov. 21, shared a 7-yard sack on Ben Roethlisberger with DE Justin Smith, and on the next play, a third-and-23 situation from the Bengals' 37, Clemons knocked the Steelers out of FG range with a 10-yard sack ... Got final sack vs. Pittsburgh late in the second quarter, halting a scoring threat by dropping Roethlisberger for a 5-yard loss to Bengals' 23 and forcing a fumble that Justin Smith recovered ... Had 6 tackles (5 solo) Oct. 31 at Tennessee, including 8-yard sack of Billy Volek in fourth quarter that helped force a Titans punt ... Tied for line lead with 5 tackles in victory Nov. 7 vs. Dallas, his totals including a third-down stop of FB Richie Anderson for a 1-yard loss on a screen pass in first quarter, forcing a Cowboys punt ... On Nov. 14 at Washington, sacked Patrick Ramsey for a 6-yard loss to the Redskins' 14 on a third-down play in third quarter ... Led the line with 8 tackles Dec. 5 at Baltimore ... Led line with 6 tackles Dec. 12 at New England, and had the only sack registered by either team when he dropped Tom Brady for a 3-yard loss to Patriots' 7 in fourth quarter ... Had 5 tackles Jan. 2 at Philadelphia in return from two games missed due to knee injury.

PREVIOUS SEASONS: 1996—Drafted by Minnesota in first round (16th overall) ... Signed July 25 ... A college DE, he began his Vikings career at LB, but

was switched back to DE midway through the season ... Saw action in 13 games, finishing the year with 9 tackles and a fumble recovery ... Made NFL debut on special teams Sept. 29 vs. N.Y. Giants ... Inactive for the final three regular-season games and the playoffs.

1997—Posted 7 sacks in his sophomore NFL season, playing 13 games for Minnesota with three starts ... Credited with 20 tackles (10 solo), a fumble recovery and 2 forced fumbles ... Inactive for the first three games before playing the final 13 ... Registered his first two sacks against Drew Bledsoe on Nov. 2 vs. New England ... Made his first career start Nov. 23 vs. N.Y. Jets, with 2 sacks of Neil O'Donnell, 2 forced fumbles and a fumble recovery.

1998—Played in all 16 games with four starts as Vikings posted NFL-best and franchise-best 15-1 record ... Had 29 tackles (21 solo) with 2.5 sacks ... Also ranked second on the club with 44 QB pressures ... Credited with 1.5 sacks of Gus Frerotte for 8 yards Oct. 18 vs. Washington ... Inactive for Divisional playoff game Jan. 10 vs. Arizona, but had 4 QB pressures in NFC Championship game Jan. 17 vs. Atlanta.

1999—Had career-high 9 sacks for Minnesota, playing in all 16 games with nine starts as Vikings earned NFC Wild Card playoff spot with 10-6 record ... Also started both Vikings playoff games ... Posted a key fourth-quarter sack of Chris Chandler in 17-14 season-opening win Sept. 12 at Atlanta, forcing a field goal attempt that sailed wide left ... Had 2 sacks of Brett Favre for 15 yards Sept. 26 at Green Bay ... Had 2 sacks in overtime win Nov. 14 at Chicago, along with 2 forced fumbles ... Recorded third 2-sack game of the year Jan. 2 vs. Detroit ... Made his first playoff start Jan. 9 vs. Dallas, and contributed to a victory with an 8-yard sack of Troy Aikman and 2 QB pressures ... Started in NFC Divisional playoffs on Jan. 16 at St. Louis and produced 2 tackles, a tackle-for-loss, a QB pressure and a pass defended.

2000—Signed with Kansas City as an unrestricted free agent on March 24 ... Started 12 games at RDE, missing four contests with a hip injury ... Despite missed time due to injury, led all Chiefs defensive linemen with 75 tackles and tied for second on the team with 7.5 sacks ... Posted 8 tackles, with 2.5 sacks and 7 QB pressures on Sept. 10 at Tennessee ... In the game at Tennessee, Clemons had a 1-yard sack against Steve McNair, delivered a hit that knocked McNair out of the game in the fourth quarter, and later had 1.5 sacks of Neil O'Donnell for 13.5 yards ... Inactive for the four games following the Tennessee contest, due to hip injury suffered vs. Titans ... Started at RDE on Oct. 22 vs. St. Louis, with tipped pass that led to a Chiefs INT ... Had 2 sacks of Steve Beuerlein for 5 yards on Dec. 10 vs. Carolina ... Had a season-high 11 tackles, with 1 sack, on Dec. 24 at Atlanta.

2001—Played 16 games for Chiefs at RDE, with 15 starts ... Led the team with 7 sacks (for 68.5 yards) and led in forced fumbles with a career-high 4 ... Recorded 73 tackles and was second on club with 10 QB pressures ... Had 7 tackles Oct. 25 vs. Indianapolis, with an 18-yard sack and forced fumble against Peyton Manning ... Had 5 tackles Nov. 4 at San Diego,

including 11-yard sack of Doug Flutie that knocked the Chargers QB out of the game ... On Dec. 9 at Oakland, shared a 5-yard sack of Rich Gannon, forced a Gannon fumble, and recovered a Tyrone Wheatley fumble ... Had a career-high 12 tackles in overtime win Dec. 16 vs. Denver, with 1.5 sacks and a forced fumble ... Recorded 18-yard sack of Mark Brunell, with a forced fumble, in victory Dec. 30 at Jacksonville.

2002—Started all 16 Chiefs games at RDE, starting all 16 in a season for the first time in his career ... Played his 100th NFL game Dec. 15 at Denver ... Had 65 tackles, 2 sacks and 7 QB pressures ... Returned a Jamie Martin fumble 42 yards for his first NFL touchdown Dec. 8 vs. St. Louis ... Had a sack and forced fumble against Kelly Holcomb that set up a TD in 40-39 season-opening win at Cleveland ... Had 7 tackles in contributing to shutout win (49-0) on Dec. 1 vs. Arizona.

2003—Signed with Bengals as free agent on May 14, following Feb. 26 release by Kansas City ... Played in every game at LDE and made 13 starts ... Tied for team lead in sacks (6) and ranked second on line with 63 tackles (46 solo) ... Made Bengals debut Sept. 7 vs. Denver, and his 4 tackles included 6-yard sack against Steve Beuerlein on third-down play in fourth quarter, forcing a punt ... Had a career-high 3 sacks (for 26 yards) against Drew Bledsoe on Oct. 5 at Buffalo, first Bengal with 3 sacks in a game since DE Justin Smith on 12-9-01 vs. Jacksonville ... All 3 of Clemons' sacks at Buffalo came on third down and forced Bills punts ... On Nov. 9 vs. Houston, his deflection of a David Carr pass led to INT by CB Terrell Roberts at Texans' 18-yard line with 2:17 to play, helping clinch Bengals victory ... Had 6 tackles (all solo) Nov. 30 at Pittsburgh, including 2 sacks of Tommy Maddox ... On Dec. 7 at Baltimore, made an athletic leap to cover a Jamal Lewis fumble at the Ravens' 39 in the first quarter, setting up a Bengals field goal drive for the game's first score.

COLLEGE: Entered NFL Draft after his junior season at California ... Set an NCAA record with 7 blocked kicks as a junior in 1995, and finished second in the Pac-10 with 10.5 sacks, third-most in a season in school history ... Was a consensus All-Pac-10 selection and a first-team All-America pick by *Football News* ... Sat out 1994 due to a grade discrepancy that wasn't corrected until the professor returned from Africa three games into the season ... Named 1993 recipient of the Joe Roth Award, given annually to a Cal player for courage, sportsmanship and leadership.

PERSONAL: Hometown is Riverside, Calif. ... Played DE and TE at John W. North High School, earning All-California Interscholastic Federation honors ... Served as a mentor at a middle school in West Oakland, and has worked with Project Connect ... Was involved in the Big Brother/Big Sister Program while attending college ... Off-season residence is Spring Hill, Kan. ... Earned degree in ethnic studies from University of California ... Hobbies include riding motorcycles, hunting and fishing.

DUANE CLEMONS' STATISTICS

YEAR	TEAM	G-S	Defense					Interceptions					Scoring						
			ST	AT	TT	SKS-YDS	PBU	FF	FR-YDS	NO	YDS	AVG	LG	TD	TD	Int	FR	S	PTS
1996	Minnesota	13-0	4	5	9	0-0	0	0	1-8	—	—	—	—	—	0	0	0	0	0
1997	Minnesota	13-3	10	10	20	7-33	1	2	1-0	—	—	—	—	—	0	0	0	0	0
1998	Minnesota	16-4	21	8	29	2.5-13	1	0	0-0	—	—	—	—	—	0	0	0	0	0
1999	Minnesota	16-9	26	6	32	9-47	3	3	4-0	—	—	—	—	—	0	0	0	0	0
2000	Kansas City	12-12	39	36	75	7.5-36.5	6	1	1-0	—	—	—	—	—	0	0	0	0	0
2001	Kansas City	16-15	43	30	73	7-68.5	0	4	1-0	—	—	—	—	—	0	0	0	0	0
2002	Kansas City	16-16	31	34	65	2-11	0	1	1-42	—	—	—	—	1	0	1	0	6	
2003	Cincinnati	16-13	46	17	63	6-46	2	1	1-0	—	—	—	—	0	0	0	0	0	
2004	Cincinnati	14-14	45	32	77	6.5-41.5	2	2	0-0	—	—	—	—	0	0	0	0	0	
MINN. TOTALS	58-16	61	29	90	18.5-93	5	5	6-8	—	—	—	—	—	0	0	0	0	0	
K. C. TOTALS	44-43	113	100	213	16.5-116	6	6	3-42	—	—	—	—	—	1	0	1	0	6	
CIN. TOTALS	30-27	91	49	140	12.5-87.5	4	3	1-0	—	—	—	—	—	0	0	0	0	0	
CAREER	132-86	265	178	443	47.5-296.5	15	14	10-50	—	—	—	—	—	1	0	1	0	6	

ADDITIONAL STATISTICS: 1 solo special teams tackle for Cincinnati in 2004.

— CLEMONS' 2004 GAME-BY-GAME DEFENSIVE STATISTICS —

DATE	OPPONENT	ST	AT	TT	SKS-YDS	INT-YDS	PBU	FF	FR-YDS
9-12	at N.Y. Jets	1	0	1	0-0	0-0	0	0	0-0
9-19	MIAMI	1	2	3	0-0	0-0	0	0	0-0
9-26	BALTIMORE	6	0	6	0-0	0-0	0	0	0-0
10-3	at Pittsburgh	4	2	6	1-6	0-0	0	1	0-0
10-10	—BYE—								
10-17	at Cleveland	2	4	6	0-0	0-0	0	0	0-0
10-25	DENVER	1	3	4	0-0	0-0	0	0	0-0
10-31	at Tennessee	5	1	6	1-8	0-0	0	0	0-0
11-7	DALLAS	5	1	6	0-0	0-0	0	0	0-0
11-14	at Washington	3	2	5	1-6	0-0	2	0	0-0
11-21	PITTSBURGH	7	3	10	2.5-18.5	0-0	0	1	0-0
11-28	CLEVELAND	2	3	5	0-0	0-0	0	0	0-0
12-5	at Baltimore	3	5	8	0-0	0-0	0	0	0-0
12-12	at New England	3	3	6	1-3	0-0	0	0	0-0
12-19	BUFFALO				INACTIVE				
12-26	N.Y. GIANTS				INACTIVE				
1-2	at Philadelphia	2	3	5	0-0	0-0	0	0	0-0
TOTALS		45	32	77	6.5-41.5	0-0	2	2	0-0

— POSTSEASON —

YEAR	TEAM	G-S	Defense					Interceptions					Scoring						
			ST	AT	TT	SKS-YDS	PBU	FF	FR-YDS	NO	YDS	AVG	LG	TD	TD	Int	FR	S	PTS
1996	Minnesota	0-0	DID NOT PLAY*					DID NOT PLAY*					DID NOT PLAY*						
1997	Minnesota	2-0	2	0	2	0-0	0	0	0-0	—	—	—	—	—	—	—	—	—	—
1998	Minnesota	1-0	0	0	0	0-0	0	0	0-0	—	—	—	—	—	—	—	—	—	—
1999	Minnesota	2-2	1	3	4	1-8	1	0	0-0	—	—	—	—	—	—	—	—	—	—
CAREER	5-2	3	3	6	1-8	1	0	0-0	—	—	—	—	—	—	—	—	—	—	—

*NOTE: Clemons was inactive for one postseason game with Minnesota in the 1996 season.

A SPECIAL EXPLOSION

The Bengals record for most points in a game by the special teams is 31, from a 43-14 victory at Buffalo on Nov. 8, 1970.

CB **Lemar Parrish** scored two special teams touchdowns, one on a 95-yard kickoff return and another on an 83-yard return of a blocked field goal attempt. K **Horst Muhlmann** added 15 points on five field goals, and four PATs by Muhlmann completed the special teams onslaught.

The offense scored only one TD, one a one-yard run by RB **Jess Phillips**. The defense scored a TD on an eight-yard fumble return by DE **Royce Berry**.



KORI DICKERSON

Tight End

47

Ht: 6-4

College: Southern California

Acquired: W(Wash.)'05

Wt: 255

2004 Games-Starts: 0-0

Born: 12-6-78

1st year in NFL*
Career Games-Starts: 2-0

Dickerson has prior playing experience with Philadelphia, and was acquired by Bengals on waivers from Washington on 5-10-05 ... First entered the NFL in 2002 as college free agent with Philadelphia.

2004 RECAP: Opened preseason with Philadelphia ... Led Eagles in preseason receptions (9) and ranked third in receiving yards (93) ... Waived Sept. 6 ... Signed Dec. 29 as free agent by Washington ... Inactive for Redskins season finale on 1-2-05 vs. Minnesota.

PREVIOUS SEASONS: 2002—Signed April 23 with Philadelphia as college free agent ... Waived on Aug. 24 ... Signed Dec. 24 to Philadelphia practice squad, where he remained for the regular season finale and both postseason games. **2003**—Re-signed with Philadelphia as a free agent on Jan. 30 ... Played in spring for Frankfurt Galaxy, which won World Bowl championship ... Waived by Philadelphia on Aug. 31, and signed Sept. 1 to Eagles practice squad ... Signed Dec. 20 to Eagles 53-player roster ... Made NFL debut Dec. 21 vs. San Francisco, and

also played in regular-season finale Dec. 27 at Washington and NFC Divisional playoff 1-11-04 vs. Green Bay ... Had 3 special teams tackles in regular season ... Inactive for NFC Championship game 1-18-04 vs. Carolina.

COLLEGE: Played four seasons at USC, but played TE only as a senior in 2001, with 25 receptions for 334 yards and 2 TDs ... Played DE in his first two seasons, and played LB as a junior ... Redshirted as a freshman DE in 1997 ... Also was a high jumper on Trojans track team.

PERSONAL: Hometown is Los Angeles, where he lettered in football and track at Washington High School ... Earned degree from USC in international politics ... Has two daughters, Aija (born 7-20-96) and Angel (12-1-99) ... Speaks Spanish ... Full name is Kori Markese Dickerson.

*NOTE: Dickerson did not earn an accrued year of experience toward NFL free agency in 2002, '03 or '04 because he was not on an NFL 53-player roster, a Reserve/Injured list or a Reserve/Physically Unable to Perform list for the required minimum of six games in any of those three seasons. He is designated a first-year player in 2005.

KORI DICKERSON'S STATISTICS

YEAR	TEAM	G-S	Receiving					Rushing					Scoring				
			NO	YDS	AVG	LG	TD	ATT	YDS	AVG	LG	TD	TD	TD-R	TD-P	TD-Rt	2-PIC
2002	Philadelphia	0-0	DID NOT PLAY**					DID NOT PLAY**					DID NOT PLAY**				
2003	Philadelphia	2-0	0	0	—	—	0	—					—				
2004	Washington	0-0	DID NOT PLAY**					DID NOT PLAY**					DID NOT PLAY**				
PHIL. TOTALS		2-0	0	0	—	—	0	—					—				
WASH. TOTALS		0-0	0	0	—	—	0	—					—				
CAREER		2-0	0	0	—	—	0	—					—				

YEAR	TEAM	Special Teams								Kickoff Returns					Punt Returns				
		ST	AT	TT	FF	FR-YDS	BP	BFG	BXP	NO	YDS	AVG	FC	LG	TD	NO	YDS	AVG	FC
2003	Philadelphia	3	0	3	0	0-0	0	0	0	—					—				
CAREER		3	0	3	0	0-0	0	0	0	—					—				

— POSTSEASON —

YEAR	TEAM	G-S	Receiving					Rushing					Scoring				
			NO	YDS	AVG	LG	TD	ATT	YDS	AVG	LG	TD	TD	TD-R	TD-P	TD-Rt	2-PIC
2002	Philadelphia	0-0	DID NOT PLAY**					DID NOT PLAY**					DID NOT PLAY**				
2003	Philadelphia	1-0	0	0	—	—	0	—					—				
CAREER		1-0	0	0	—	—	0	—					—				

**NOTE: Dickerson was on the practice squad for one regular-season game and two postseason games with Philadelphia in 2002. He was inactive for one game with Washington in 2004.



ROBERT GEATHERS

Defensive End

91

Ht: 6-3
Wt: 280
2nd year in NFL

College: Georgia
2004 Games-Starts: 14-1
Career Games-Starts: 14-1

Acquired: D4b'04
(117th overall)
Born: 8-11-83

As a rookie in 2004, Geathers steadily increased his playing time and showed excellent big-play potential ... Ranked fourth on team in sacks (3.5) and led line in passes defended (5) ... Made key plays in wins over Dallas, N.Y. Giants and Philadelphia ... Strong player with fine quickness (timed at 4.9 in the 40).

2004 PARTICIPATION: Played in Games 3-16, with a start as nickel DE on Nov. 14 at Washington ... Inactive for Games 1-2, rehabbing an ankle injury.

2004 HIGHLIGHTS: Drafted by Bengals in fourth round (117th overall) ... Had 22 total tackles, 1 forced fumble and 1 INT for TD ... Also had 5 special teams tackles ... Had breakout game in victory Nov. 7 vs. Dallas, with a sack and forced fumble, a key pass defended, and a QB pressure that led to an intentional grounding penalty ... In the Dallas game, sacked Vinny Testaverde for a 5-yard loss at the Cowboys' 36 in first quarter and forced a fumble that Anthony Mitchell recovered for Cincinnati, setting up a FG for the game's first score ... With 0:22 left in the second quarter vs. Dallas, deflected a Testaverde pass on third down from the Bengals' 6-yard line, forcing Cowboys to settle for a FG and a 9-3 halftime deficit ... In third quarter, with Dallas having reached the Cincinnati 28-yard line, pressured Testaverde into an intentional grounding penalty on third down that took Cowboys out of FG range ... In first NFL start Nov. 14 at Washington, logged his second sack in two weeks, dropping Patrick Ramsey for a 7-yard loss to the Bengals' 36 in the second quarter, helping to force a punt ... Had 1.5 sacks and 4 tackles in win Nov. 28 vs. Cleveland, and his solo sack was a crucial one, as he dropped Kelly Holcomb for a 10-yard loss to the Cleveland 32 on a third-down play with just over

five minutes remaining in fourth quarter, forcing Browns to punt on the possession after Cincinnati had taken a 51-48 lead ... On Dec. 26 vs. N.Y. Giants, his deflection of an Eli Manning pass led to Carl Powell's game-clinching INT with less than a minute to play ... Continued his big-play ways Jan. 2 at Philadelphia, intercepting a Jeff Blake swing pass at the Eagles' 36 in the third quarter and returning for a TD that gave the Bengals a 24-3 lead ... Had total of 3 passes defended at Eagles.

ALL IN THE FAMILY: Geathers has the NFL in his blood. His uncle, Jumpy Geathers, and his father, Robert Sr., were both talented defensive linemen. Jumpy recorded 62 sacks in a 13-year NFL career (1984-96 with New Orleans, Washington, Atlanta and Denver). Robert Sr. starred at South Carolina State and earned a third-round draft selection by Buffalo in 1981 before being hampered by an injury. "My dad gave me a football when I was three years old," Robert Jr. recalls. "That's the first thing I remember, carrying that ball around the house, running from him."

COLLEGE: Entered the NFL Draft after his junior season at Georgia ... Started all 14 games in 2003 as Bulldogs posted 11-3 record ... Played 39 games over three seasons (2001-03), but did not become a full-time starter until 2003 ... Had career totals of 81 tackles, 5 sacks, 10 tackles-for-loss, 22 QB pressures and 2 INTs.

PERSONAL: Hometown is Georgetown, S.C. ... Attended Carvers Bay High School, where he recorded 100 tackles and 9 sacks as a senior and had 130 tackles with 14 sacks as a junior ... Sports studies major at Georgia ... Last name is pronounced as "gathers."

ROBERT GEATHERS' STATISTICS

YEAR	TEAM	G-S	Defense							FR-YDS	Interceptions					Scoring				
			ST	AT	TT	YDS	PBU	FF	NO		YDS	AVG	LG	TD	TD	IntRt	FR	S	PTS	
2004	Cincinnati	14-1	10	12	22	3.5-27	5	1	0-0	1	36	36.0	36f	1	1	1	0	0	6	
CAREER		14-1	10	12	22	3.5-27	5	1	0-0	1	36	36.0	36f	1	1	1	0	0	6	

YEAR	TEAM	Special Teams							Kickoff Returns					Punt Returns							
		ST	AT	TT	FF	YDS	BP	BFG	BXP	NO	YDS	AVG	FC	LG	TD	NO	YDS	AVG	FC	LG	TD
2004	Cincinnati	4	1	5	0	0-0	0	0	0	0	0	0	0	0	0	0	0	0	0	0	0
CAREER		4	1	5	0	0-0	0	0	0	0	0	0	0	0	0	0	0	0	0	0	0

(continued)

— GEATHERS' 2004 GAME-BY-GAME DEFENSIVE STATISTICS —

DATE	OPPONENT	ST	AT	TT	SKS-YDS	INT-YDS	PBU	FF	FR-YDS
9-12	at N.Y. Jets				INACTIVE				
9-19	MIAMI				INACTIVE				
9-26	BALTIMORE	0	0	0	0-0	0-0	0	0	0-0
10-3	at Pittsburgh	0	0	0	0-0	0-0	0	0	0-0
10-10	—BYE—								
10-17	at Cleveland	0	0	0	0-0	0-0	0	0	0-0
10-25	DENVER	0	0	0	0-0	0-0	0	0	0-0
10-31	at Tennessee	0	1	1	0-0	0-0	0	0	0-0
11-7	DALLAS	2	1	3	1-5	0-0	1	1	0-0
11-14	at Washington	2	0	2	1-7	0-0	0	0	0-0
11-21	PITTSBURGH	0	1	1	0-0	0-0	0	0	0-0
11-28	CLEVELAND	2	2	4	1.5-15	0-0	0	0	0-0
12-5	at Baltimore	1	2	3	0-0	0-0	0	0	0-0
12-12	at New England	2	0	2	0-0	0-0	0	0	0-0
12-19	BUFFALO	1	2	3	0-0	0-0	0	0	0-0
12-26	N.Y. GIANTS	0	2	2	0-0	0-0	1	0	0-0
1-2	at Philadelphia	0	1	1	0-0	1-36	3	0	0-0
TOTALS		10	12	22	3.5-27	1-36	5	1	0-0



Kicker

Ht: 6-0 **College:** Virginia Tech **Acquired:** W(Car.)'03
Wt: 197 **2004 Games-Starts:** 16-0 **Born:** 12-9-77
5th year in NFL **Career Games-Starts:** 49-0

A 2003 free-agent acquisition, Graham had a second straight outstanding Bengals season in '04, highlighted by a team-record 122 points ... Made 27 of 31 FG attempts, posting 87.1% accuracy that ranked second in team history to his own 88.0% mark from '03 ... Made all 41 PAT attempts, improving to a perfect 109-for-109 NFL career mark ... Made 13 straight FG attempts to tie Bengals record before streak ended with 53-yard miss Dec. 5 at Baltimore.

2004 PARTICIPATION: Became a restricted free agent on March 2 of last year, was tendered an offer sheet by Jacksonville, and was retained by Bengals as Cincinnati matched the offer on March 5 ... Kicked in 16 games for second straight season.

2004 HIGHLIGHTS: Graham's 122 points broke Bengals record of 121 posted by Doug Pelfrey in 1995 ... Finished season with two-year Bengals FG accuracy figure of 87.5% (49 of 56), but needs 19 more attempts for the 75 required to officially challenge Pelfrey's club career record of 77.3% ... Made all 41 of his PAT tries, tying Pelfrey's '96 club record for most made PATs without a miss in a season ... Stands 81-for-81 on PATs as a Bengal, 22 short of Pelfrey's Bengals record of 103 in a row ... Graham was 3-for-4 on FGs from 50-plus yards in '04, making second-most 50-yarders in a campaign in club history, behind Horst Muhlmann's 4 in 1972 ... His 13 straight FGs made during Games 6-11 tied Bengals record set previously by Jim Breech in 1990 and by Pelfrey in '93 and '95 ... Ranked fifth in NFL in FG accuracy and tied for fifth in scoring ... Also handled kickoffs all season ... Kicked wide right on 38-yard FG

try in first quarter Sept. 19 vs. Miami, but nailed his next three attempts (48, 36, 39), with the 39-yarder providing winning points in a 16-13 game with two seconds left in the game ... Was 3-for-3 on FGs on Monday night win Oct. 25 vs. Denver, including career-long 53-yarder in second quarter ... 53-yarder vs. Denver ranked tied for fourth-longest in Bengals history ... On Nov. 7 vs. Dallas, made a career-best 4 FGs (35, 47, 45, 30) and did not have a miss ... His first 3 FGs gave the Bengals a 9-0 lead over Dallas ... Scored career-high 16 points in win Nov. 28 vs. Cleveland, making a career-high 7 PATs on 7 attempts and all 3 of his FG tries (21, 32, 36) ... Came back from 53-yard miss on Dec. 5 at Baltimore to nail FGs from 41 and 24 yards, the 24-yarder providing the game-winning points as time expired in 27-26 victory ... Scored 8 points Jan. 2 at Philadelphia to set team mark of 122 for the season, making 5 PATs and hitting 50-yard FG in second quarter.

PREVIOUS SEASONS: 2000—Entered NFL on June 30 as college free agent signee with New Orleans ... Made 1 PAT in preseason and had no FG attempts ... Waived by Saints on Aug. 22. **2001**—Signed April 27 as free agent with Seattle ... Waived on Sept. 2 ... Signed Nov. 27 as free agent with Buffalo and played in Bills' final six games, scoring 25 points with 6-for-8 reading on FGs and 7-for-7 finish on PATs ... In his first NFL contest, Dec. 2 at San Francisco, missed a 49-yard FG try on the last play of the first half ... Kicked his first 2 NFL field goals (20 and 27 yards) on Dec. 9 vs. Carolina, providing key points in 25-24 Bills victory. **2002**—Signed by Seattle on May 13 as free agent ... Opened training camp with Seahawks, and was waived

STAFF
ROSTERS
VETERANS
FIRST-YEAR FREE AGENTS
2005 DRAFT CHOICES
2004 FREE AGENTS
2004 REVIEW
HISTORY
RECORDS
STADIUM, NFL & MEDIA

Aug. 13 ... Signed as free agent Sept. 28 by Carolina, and was Panthers placekicker for the final 13 games ... Led Panthers in scoring with 60 points, going 13-for-18 on FGs and 21-for-21 on PATs ... Made two 50-yard FGs, his only tries of the year from 50 or more ... Tied Richie Cunningham's Carolina record with 6 PATs in 52-31 win Dec. 8 vs. Bengals ... Had a rocky start in Panthers debut on Sept. 29 at Green Bay, missing wide right on 24-yard FG try with 0:16 remaining in a 17-14 loss, but rebounded Oct. 6 vs. Arizona with FGs of 32 and 48 yards ... Had 50-yard FG Oct. 13 at Dallas ... Made FGs of 43 and 44 yards in 13-6 victory Dec. 1 at Cleveland ... Kicked 50-yard FG Dec. 29 at New Orleans for the final points in 10-6 Panthers win. **2003**—Spent preseason with Carolina, lost roster battle to veteran John Kasay, and was acquired by Bengals on waivers on Sept. 1 ... Played in all 16 games for Cincinnati, handling placekicks and kickoffs, and his 88.0% field goal accuracy (22-of-25) broke the team record of 84.8% set in 1994 by Doug Pelfrey (28-for-33) ... Graham ranked tied for second in the AFC in FG accuracy and tied for fifth in NFL ... Two of his three misses were beyond 50 yards ... Went 40-for-40 on PATs ... Had 6 special teams tackles ... Had 4 touchbacks on kickoffs, and aided Bengals to No. 10 league ranking in opponents' return average (20.7) ... Made FGs of 30 and 25 yards Oct. 26 as Bengals defeated 5-1 Seattle ... Made a pair of 40-yard field attempts Nov. 9 vs. Houston, including one with 2:32 remaining that gave the Bengals final victory margin of 34-27 ... Also vs. Houston, tied for the club lead with 2 special teams tackles ... Made his only FG attempt Dec. 21 at St. Louis, a season-long 48-yarder on the last play of the first half.

COLLEGE: Left Virginia Tech as the all-time scoring leader in school history and Big East history with 371 points ... Connected on 68-of-93 field goal attempts (73.1 percent) in his four-year career for Hokies ... Was second player besides current Philadelphia Eagles QB Donovan McNabb to be named first-team All-Big East four consecutive seasons ... As a senior in 1999, earned Big East Special Teams Player of the Year honors after leading the conference and breaking the school's single-season scoring record with 107 points on 56-of-57 extra points and 17-of-22 FGs ... Set Virginia Tech and Big East record with 97 consecutive successful PATs.

COMMUNITY LEADER: Graham has quickly become one of the "go-to" players on the Bengals for work in community relations. He worked to gain sponsorship for a program that donated \$200 for each of his field goals in 2004 to Cincinnati's FreeStore/FoodBank, and he extended that program to also cover field goals made by the Cincinnati Marshals indoor team. He built a partnership with the Cincinnati Hotel to give deserving children a chance to eat with him at the hotel's gourmet restaurant. He donated proceeds from a local kicking clinic to the YMCA, and he is a board member of the "Kicks for Kids" foundation, started by former Bengals kicker Doug Pelfrey, which raises money for children in need in the local Cincinnati and northern Kentucky area. He also has worked with the Cincinnati V.A. Hospital, the Fraternal Order of Police, and the IHOP Read Across America program.

PERSONAL: Born in Radford, Va. ... Attended Pulaski County High School in Dublin, Va. ... Full name is Michael Shayne Graham.

SHAYNE GRAHAM'S STATISTICS

YEAR	TEAM	G-S	Scoring				Field Goals								
			XP-XPA	BXP	FG-FGA	BFG	PTS	1-19	20-29	30-39	40-49	50+	LG	TOT	FG%
2000		0-0			DID NOT PLAY*					DID NOT PLAY*					
2001	Buffalo	6-0	7-7	0	6-8	0	25	0-0	4-4	0-0	2-4	0-0	41	6-8	75.0
2002	Carolina	11-0	21-21	0	13-18	1	60	1-1	2-4	2-3	6-8	2-2	50	13-18	72.2
2003	Cincinnati	16-0	40-40	0	22-25	0	106	0-0	5-5	10-10	7-8	0-2	48	22-25	88.0
2004	Cincinnati	16-0	41-41	0	27-31	0	122	0-0	7-7	10-12	7-8	3-4	53	27-31	87.1
BUFF. TOTALS	6-0	7-7	0	6-8	0	25	0-0	4-4	0-0	2-4	0-0	41	6-8	75.0	
CAR. TOTALS	11-0	21-21	0	13-18	1	60	1-1	2-4	2-3	6-8	2-2	50	13-18	72.2	
CIN. TOTALS	32-0	81-81	0	49-56	0	228	0-0	12-12	20-22	14-16	3-6	53	49-56	87.5	
CAREER	49-0	109-109	0	68-82	1	313	1-1	18-20	22-25	22-28	5-8	53	68-82	82.9	

YEAR	TEAM	Special Teams							Punting								
		ST	AT	TT	FF	YDS	BP	BFG	BXP	NO	YDS	AVG	NET	TB	IN-20	LG	BLK
2001	Buffalo	3	0	3	0	0-0	0	0	0	—	—	—	—	—	—	—	—
2003	Cincinnati	4	2	6	0	0-0	0	0	0	—	—	—	—	—	—	—	—
2004	Cincinnati	4	1	5	0	0-0	0	0	0	—	—	—	—	—	—	—	—
CAREER		11	3	14	0	0-0	0	0	0	—	—	—	—	—	—	—	—

*NOTE: Graham was not with an NFL team in 2000.

GRAHAM'S SINGLE-GAME HIGHS

FIELD GOALS — Attempts: 4 (5 times), most recently vs. Dall. 11-7-04 (for Cin.); Made: 4 vs. Dall. 11-7-04 (for Cin.); Missed: 2 at Cle. 12-1-02 (2-for-4) (for Car.); Long: 53 vs. Den. 10-25-04 (for Cin.).

EXTRA POINTS — Attempts: 7 vs. Cle. 11-28-04 (for Cin.); Made: 7 vs. Cle. 11-28-04 (for Cin.); Missed: None.

POINTS — Total: 16 (3 FG, 7 PAT) vs. Cle. 11-28-04 (for Cin.).

(continued)

— GRAHAM'S 2004 GAME-BY-GAME STATISTICS —

DATE	OPPONENT	Scoring					Field Goals					LG	TOT	FG%
		XP-XPA	BXP	FG-FGA	BFG	PTS	1-19	20-29	30-39	40-49	50+			
9-12	at N.Y. Jets	3-3	0	1-1	0	6	0-0	1-1	0-0	0-0	0-0	22	1-1	100.0
9-19	MIAMI	1-1	0	3-4	0	10	0-0	0-0	2-3	1-1	0-0	48	3-4	75.0
9-26	BALTIMORE	0-0	0	3-3	0	9	0-0	2-2	0-0	1-1	0-0	47	3-3	100.0
10-3	at Pittsburgh	2-2	0	1-1	0	5	0-0	0-0	1-1	0-0	0-0	34	1-1	100.0
10-10	—BYE—													
10-17	at Cleveland	2-2	0	1-2	0	5	0-0	0-0	1-1	0-1	0-0	32	1-2	50.0
10-25	DENVER	2-2	0	3-3	0	11	0-0	0-0	2-2	0-0	1-1	53	3-3	100.0
10-31	at Tennessee	2-2	0	2-2	0	8	0-0	1-1	0-0	0-0	1-1	50	2-2	100.0
11-7	DALLAS	2-2	0	4-4	0	14	0-0	0-0	2-2	2-2	0-0	47	4-4	100.0
11-14	at Washington	2-2	0	1-1	0	5	0-0	0-0	0-0	1-1	0-0	41	1-1	100.0
11-21	PITTSBURGH	2-2	0	0-0	0	2	0-0	0-0	0-0	0-0	0-0	—	0-0	—
11-28	CLEVELAND	7-7	0	3-3	0	16	0-0	1-1	2-2	0-0	0-0	36	3-3	100.0
12-5	at Baltimore	3-3	0	2-3	0	9	0-0	1-1	0-0	1-1	0-1	41	2-3	66.7
12-12	at New England	4-4	0	0-0	0	4	0-0	0-0	0-0	0-0	0-0	—	0-0	—
12-19	BUFFALO	2-2	0	1-1	0	5	0-0	1-1	0-0	0-0	0-0	24	1-1	100.0
12-26	N.Y. GIANTS	2-2	0	1-1	0	5	0-0	0-0	0-0	1-1	0-0	42	1-1	100.0
1-2	at Philadelphia	5-5	0	1-2	0	8	0-0	0-0	0-1	0-0	1-1	50	1-2	50.0
TOTALS		41-41	0	27-31	0	122	0-0	7-7	10-12	7-8	3-4	53	27-31	87.1



KIM HERRING

Safety



Ht: 6-0
Wt: 212
9th year in NFL

College: Penn State
2004 Games-Starts: 12-10
Career Games-Starts: 98-84

Acquired: FA'04
Born: 9-10-75

Proven veteran who started in two Super Bowls, Herring returns for his second season with Cincinnati ... Obtained by Bengals as a free agent for 2004, he played in 12 games with 10 starts, missing four games due to injuries ... Had 49 tackles (33 solo), with 1 INT, 4 passes defended and a forced fumble that led to a TD ... Spent his first four NFL seasons with Baltimore, starting every game in 1999 and 2000 and helping Ravens to NFL title in the 2000 campaign ... Joined St. Louis Rams as an unrestricted free agent in 2001 and was a starter in '01 and '02, including Super Bowl XXXVI following '01 campaign.

2004 PARTICIPATION: Released by St. Louis on March 1 of last year, and signed with Bengals as free agent on March 4 ... Started at FS in Games 1, 5-7, 9 and 12, and at SS in Games 13-16 ... Played as reserve in Games 10-11 ... Inactive for Games 2-4 with foot injury suffered in season opener Sept. 12 at N.Y. Jets ... Missed Game 8 with knee injury suffered in Game 7, Oct. 31 at Tennessee.

2004 HIGHLIGHTS: Led team in tackles (11) in Bengals debut Sept. 12 at Jets, before suffering foot injury ... In return to action Oct. 17 at Cleveland, forced a fumble by Lee Suggs that Kevin Kaesviharn returned 3 yards for a TD in second quarter ... Also had 7 tackles and a pass defended at Cleveland ... Had 7 stops (5 solo) Oct. 31 at Tennessee ... In win Nov. 14 at Washington, ended Redskins' final game-tying attempt when he picked off a Patrick Ramsey "Hail Mary" pass at Bengals' 15-yard line with two seconds remaining in the fourth quarter ...

Had 5 tackles Dec. 26 vs. N.Y. Giants ... Had 6 tackles Jan. 2 at Philadelphia.

PREVIOUS SEASONS: 1997—Drafted by Baltimore in second round (58th overall) ... Signed July 18 ... Played 15 games and earned starting position for the last four games at FS ... Ranked ninth on defense with 51 tackles (34 solo) and finished third in special teams tackles (10) ... Made NFL debut in reserve role on Aug. 31 vs. Jacksonville, and had a fourth-quarter forced fumble against Natrone Means that Ravens recovered ... Made first NFL start Nov. 30 at Jacksonville and had his first sack, dropping Mark Brunell for 4-yard loss. **1998**—Started seven games for Ravens at FS, but re-aggravated a shoulder separation in Game 9, Nov. 8 vs. Oakland ... Inactive for Games 10-12, and placed Dec. 1 on Injured Reserve list ... Had 23 tackles (18 solo) and 1 pass defended on the season ... Initially suffered the shoulder injury in Game 2, Sept. 13 at N.Y. Jets. **1999**—Started all 16 Ravens games at SS, finishing eighth on team in tackles (65) with 8 passes defended ... On Oct. 3 at Atlanta, recovered Byron Hanspard fumble in fourth quarter, leading to game-tying field goal in eventual 19-13 overtime win ... Recovered Tremain Mack fumble on second-quarter kickoff coverage in 34-31 win on Nov. 21 at Cincinnati ... Had season-high 6 tackles in 22-0 shutout win Dec. 26 vs. Cincinnati. **2000**—Started all 16 Ravens regular-season games at SS for the second straight year, and closed his season in starting role in Super Bowl XXXV with an INT for 2 yards in 34-7 win over N.Y. Giants ... In regular season, had 66 tackles

and 3 interceptions while collecting 12 passes defended, 1 sack, 2 forced fumbles and 11 special teams tackles ... Recorded first career interception, with 30-yard return, on Sept. 10 vs. Jacksonville ... Had INT and 25-yard return Oct. 8 at Jacksonville ... Led secondary with 8 tackles in win Nov. 12 at Tennessee, Titans' first-ever loss in Adelphia Coliseum ... Started on Dec. 31 in Wild Card playoff win vs. Denver, but missed the next two postseason games due to ankle sprain before coming back to start in Super Bowl. **2001**—Signed March 22 with St. Louis as unrestricted free agent ... Played in 16 games, starting 15 ... Started all three postseason contests, including Super Bowl XXXVI loss to New England ... Had 75 tackles (49 solo) with 1 interception, 1 forced fumble, 7 passes defended and 7 special teams tackles ... Set postseason career-highs with 13 tackles (9 solo), 1 interception, 1 forced fumble and 2 passes defended ... Made first Rams INT on Nov. 11 vs. Carolina, returning 15 yards ... In Divisional Playoff win Jan. 20 vs. Green Bay, forced an Ahman Green fumble that Rams recovered in first quarter, and had an INT in second quarter to set up a TD ... Had 4 tackles with a pass defended in NFC Championship Game win Jan. 27 vs. Philadelphia ... Had 5 tackles in Super Bowl on Feb. 3 vs. New England. **2002**—Started all 16 Rams games at FS, finishing third on team with career-high 106 tackles (second on team with 74 solo) ... Also had team-high 3 INTs, tying his career high, and ranked second in passes defended (15) ... Helped key victory Oct. 20 vs. Seattle with end zone interception against QB Trent Dilfer ... Intercepted Jake Plummer pass to set up a field goal in win Nov. 3 at Arizona, and also had 7 tackles plus a fumble recovery ... Had an INT for the third straight game Nov. 10 vs. San Diego, victimizing QB Drew Brees ... Had career-high 14 tackles (9 solo) on Dec. 8

at Kansas City ... Had career high in solo tackles (10) on Dec. 22 at Seattle. **2003**—Spent the season on St. Louis' Injured Reserve list with a broken left forearm ... Suffered the injury while playing on kickoff coverage on the first play Rams' preseason opener, Aug. 8 at Oakland ... Had surgery Aug. 9, and was placed on Injured Reserve list Aug. 31 ... Had played 16 games for four consecutive seasons prior to the injury.

COLLEGE: Started 28 of 44 games at Penn State, and ended his career ranked fourth on school's INT list with 13 ... Earned first team All-America honors from *The Sporting News* and second-team honors from the *Associated Press* after starting every game at free safety in senior season ... As a senior, led team with 7 INTs and was third with 79 tackles ... Played in every game as a reserve TB as a true freshman, rushing for 46 yards on 11 carries.

PERSONAL: Born in Detroit, but played prep football at Solon (Ohio) High School, where he was a *USA Today* and *SuperPrep* first-team All-America selection as a senior RB and S ... Also earned honorable mention all-state honors for three years in high school track ... Offseason residence is Windermere, Fla. ... Married (wife Marissa), with a daughter, Amani (born 2-19-04) ... Human development and nutrition major at Penn State, and is a member of the Penn State Minority Alumni Association ... Active in community affairs, he has been a frequent visitor to schools, has donated time to Cystic Fibrosis Foundation of Florida, has supported United Way, provided Thanksgiving turkeys to needy families in St. Louis, and participated in Garth Brooks' "Teammates for Kids" program ... Hobbies include golf and collecting African art ... Full name is Kimani Masai Herring.

KIM HERRING'S STATISTICS

YEAR	TEAM	G-S	Defense							Interceptions					Scoring				
			ST	AT	TT	YDS	PBU	FF	FR-YDS	NO	YDS	AVG	LG	TD	TD	InTR	FRRI	S	PTS
1997	Baltimore	15-4	34	17	51	1-4	1	1	0-0	0	0	—	—	0	—	—	—	—	—
1998	Baltimore	7-7	18	5	23	0-0	1	0	0-0	0	0	—	—	0	—	—	—	—	
1999	Baltimore	16-16	51	14	65	0-0	8	0	1-0	0	0	—	—	0	—	—	—	—	
2000	Baltimore	16-16	54	12	66	1-5	12	2	0-0	3	74	24.7	30	0	—	—	—	—	
2001	St. Louis	16-15	49	26	75	0-0	7	1	0-0	1	15	15.0	15	0	—	—	—	—	
2002	St. Louis	16-16	74	32	106	0-0	15	0	1-3	3	38	12.7	36	0	—	—	—	—	
2003	St. Louis	0-0	DID NOT PLAY*							DID NOT PLAY*					DID NOT PLAY*				
2004	Cincinnati	12-10	33	16	49	0-0	4	1	0-0	1	0	0.0	0	0	—	—	—	—	
BALT. TOTALS	54-43	157	48	205	2-9	22	3	1-0	3	74	24.7	30	0	—	—	—	—	—	
ST.L. TOTALS	32-31	123	58	181	0-0	22	1	1-3	4	53	13.3	36	0	—	—	—	—	—	
CIN. TOTALS	12-10	33	16	49	0-0	4	1	0-0	1	0	0.0	0	0	—	—	—	—	—	
CAREER	98-84	313	122	435	2-9	48	5	2-3	8	127	15.9	36	0	—	—	—	—	—	

YEAR	TEAM	Special Teams								Kickoff Returns					Punt Returns						
		ST	AT	TT	FF	YDS	BP	BFG	BXP	NO	YDS	AVG	FC	LG	TD	NO	YDS	AVG	FC	LG	TD
1997	Baltimore	9	1	10	0	1-0	0	0	0	—	—	—	—	—	—	—	—	—	—	—	—
1998	Baltimore	2	1	3	0	0-0	0	0	0	—	—	—	—	—	—	—	—	—	—	—	—
1999	Baltimore	7	1	8	0	1-0	0	0	0	—	—	—	—	—	—	—	—	—	—	—	—
2000	Baltimore	10	1	11	0	0-0	0	0	0	—	—	—	—	—	—	—	—	—	—	—	—
2001	St. Louis	6	1	7	0	0-0	0	0	0	—	—	—	—	—	—	—	—	—	—	—	—
2002	St. Louis	3	1	4	0	0-0	0	0	0	—	—	—	—	—	—	—	—	—	—	—	—
2004	Cincinnati	2	0	2	0	0-0	0	0	0	—	—	—	—	—	—	—	—	—	—	—	—
BALT. TOTALS	28	4	32	0	2-0	0	0	0	0	—	—	—	—	—	—	—	—	—	—	—	—
ST.L. TOTALS	9	2	11	0	0-0	0	0	0	0	—	—	—	—	—	—	—	—	—	—	—	—
CIN. TOTALS	2	0	2	0	0-0	0	0	0	0	—	—	—	—	—	—	—	—	—	—	—	—
CAREER	39	6	45	0	2-0	0	0	0	0	—	—	—	—	—	—	—	—	—	—	—	—

(continued)

— HERRING'S 2004 GAME-BY-GAME DEFENSIVE STATISTICS —

DATE	OPPONENT	ST	AT	TT	SKS-YDS	INT-YDS	PBU	FF	FR-YDS
9-12	at N.Y. Jets	7	4	11	0-0	0-0	0	0	0-0
9-19	MIAMI				INACTIVE				
9-26	BALTIMORE				INACTIVE				
10-3	at Pittsburgh				INACTIVE				
10-10	—BYE—								
10-17	at Cleveland	4	3	7	0-0	0-0	1	1	0-0
10-25	DENVER	1	1	2	0-0	0-0	0	0	0-0
10-31	at Tennessee	5	2	7	0-0	0-0	0	0	0-0
11-7	DALLAS				INACTIVE				
11-14	at Washington	1	1	2	0-0	1-0	1	0	0-0
11-21	PITTSBURGH	0	0	0	0-0	0-0	0	0	0-0
11-28	CLEVELAND	0	0	0	0-0	0-0	0	0	0-0
12-5	at Baltimore	1	1	2	0-0	0-0	1	0	0-0
12-12	at New England	4	0	4	0-0	0-0	1	0	0-0
12-19	BUFFALO	2	1	3	0-0	0-0	0	0	0-0
12-26	N.Y. GIANTS	3	2	5	0-0	0-0	0	0	0-0
1-2	at Philadelphia	5	1	6	0-0	0-0	0	0	0-0
TOTALS		33	16	49	0-0	1-0	4	1	0-0

— POSTSEASON —

YEAR	TEAM	G-S	Defense						Interceptions					Scoring						
			ST	AT	TT	SKS-YDS	PBU	FF	FR-YDS	NO	YDS	AVG	LG	TD	TD	IntRt	FRRt	S	PTS	
2000	Baltimore	2-2	1	0	1	0-0	2	0	0-0	1	2	2.0	2	0	—	—	—	—	—	
2001	St. Louis	3-3	9	4	13	0-0	2	1	0-0	1	45	45.0	45	0	—	—	—	—	—	
2003	St. Louis	0-0													DID NOT PLAY*					
BALT. TOTALS			2-2	1	0	1	0-0	2	0	0-0	1	2	2.0	2	0	—	—	—	—	—
ST. L. TOTALS			3-3	9	4	13	0-0	2	1	0-0	1	45	45.0	45	0	—	—	—	—	—
CAREER			5-5	10	4	14	0-0	4	1	0-0	2	47	23.5	45	0	—	—	—	—	—

ADDITIONAL POSTSEASON STATISTICS: 2 special teams tackles (1 solo) for Baltimore in 2000.

*NOTE: Herring was on the Reserve/Injured list for 16 regular-season games and one postseason game with St. Louis in 2003.

REGULAR SEASON A SELLOUT

In 2004, the Bengals sold out every regular-season home game for the first time since 1992 at Riverfront Stadium. The Bengals' current sellout streak at Paul Brown Stadium is 11 straight games, including the last three games of 2003.

A new attendance record was set three times in the last nine games, dating back to the 2003 season finale. The 11 straight sellouts are the top 11 crowds in team history. The first seven home games on the '04 schedule drew the seven largest crowds in team history.

Here are the last 11 Bengals home crowds — in order of highest attendance:

Date	Opponent	Attendance
10-25-04	Denver	65,806
11-21-04	Pittsburgh	65,780
11-7-04	Dallas	65,721
9-19-04	Miami	65,705
11-28-04	Cleveland	65,677
9-26-04	Baltimore	65,575
12-19-04	Buffalo	65,378
12-28-03	Cleveland	65,362
11-16-03	Kansas City	64,923
12-14-03	San Francisco	64,666
12-26-04	N.Y. Giants	64,606



T.J. HOUSHMANDZADEH

Wide Receiver

84

Ht: 6-1
Wt: 197
5th year in NFL

College: Oregon State
2004 Games-Starts: 16-13
Career Games-Starts: 46-19

Acquired: D7'01
(204th overall)
Born: 9-26-77

Houshmandzadeh had a breakout year in 2004 and re-signed with Cincinnati as an unrestricted free agent on 3-2-05 ... His 73 receptions last season ranked seventh in team history, and he gained 978 yards with 4 TDs ... After getting 484 yards in first 11 games, made near-miss run for 1000 yards by averaging 98.8 yards (494 total) for the last five games ... Produced a great comeback performance after missing virtually all the 2003 season with a hamstring injury ... Holds Bengals record for punt return yards in a game (126).

2004 PARTICIPATION: Re-signed with Cincinnati as a restricted free agent on April 14 of last season ... Played in all 16 games with 13 starts, stepping into starting lineup for injured Peter Warrick.

T.J.'S RUN FOR RECORDS: In 2004, Houshmandzadeh and fellow WR Chad Johnson recorded the most yards (2252) by any receiving duo in a season in Cincinnati team history, breaking mark of 2174 set by Johnson and Peter Warrick in '03 (Johnson had 1274 yards in '04 and Houshmandzadeh 978) ... Houshmandzadeh set Bengals record for most catches (22) in consecutive games when he totaled 10 on Dec. 5 at Baltimore and 12 on Dec. 12 at New England ... His 12 catches at New England tied for second-most in Bengals history, behind record 13 by Carl Pickens ... With 171 yards at Baltimore and 145 yards at New England, Houshmandzadeh posted total of 316 yards, second-most in consecutive games by a Bengals receiver behind Pickens' 324 in Games 4-5 of 1998 ... Houshmandzadeh combined with Chad Johnson Dec. 5 at Baltimore for the most catches (20) and yards (332) by any pair of receivers in the same Bengals game (Houshmandzadeh 10-171; Johnson 10-161) ... Houshmandzadeh and Johnson had a combined 168 catches on the season (Johnson 95, Houshmandzadeh 73), 1 short of Bengals tandem record 169 set by Johnson and Peter Warrick in 2003.

MORE 2004 HIGHLIGHTS: Made one of the biggest clutch plays of Bengals season Dec. 26 vs. N.Y. Giants, setting up the winning TD when he beat tight double coverage for 19-yard catch to Giants' 5-yard line that converted fourth-and-10 situation with 1:41 to play ... Had 116 receiving yards on 7 catches Sept. 26 vs. Baltimore, first 100-yard game of his career ... Led team in catches (6) for 53 yards Oct. 3 at Pittsburgh ... Led team with 81 receiving yards on 4 catches Oct. 31 at Tennessee, including 62-yard reception from QB Carson Palmer in the fourth quarter to the Titans' 6-yard line, setting up Rudi Johnson's 6-yard scoring run ... In win

Nov. 14 at Washington, led the team in catches with 7, while ranking second in receiving yards (59) ... Was 4-for-79 receiving in win Nov. 28 vs. Cleveland, with 2 TDs for his first multiple-TD game ... Scored from 3 yards vs. Browns to give Bengals a 21-13 lead in the second quarter, and from 53 yards in the third quarter to put the Bengals lead at 34-20 ... His 10-for-171 day Dec. 5 at Baltimore included a 9-yard TD catch that gave Bengals a 24-23 lead in fourth quarter, and he also had a 32-yard catch on game's final drive, leading to Shayne Graham's game-winning FG ... Led team with 64 receiving yards (on 5 catches) Dec. 26 vs. N.Y. Giants, including the key fourth-down catch detailed above ... Led the team with 6 catches and 71 yards on Jan. 2 at Philadelphia, including 20-yard TD catch from Jon Kitna that gave Bengals 14-0 lead in second quarter ... Saw some action as a kickoff and punt returner, mostly early in the season, and had 10 kickoff returns for 22.7-yard avg. and 11 punt returns for 8.0 avg. ... Had his first career rushing attempts, finishing third on team with 51 yards and averaging 8.5 yards on 6 carries.

PREVIOUS SEASONS: 2001—Drafted by Cincinnati in seventh round (204th overall) ... Signed July 18 ... Played in 12 games ... Inactive for Games 1-2 and 4-5 ... Unable to play at start of season due to left heel injury suffered in preseason ... Finished with 21 receptions for 228 yards, 12 punt returns for 13.6 avg. and 10 kickoff returns for 18.5 avg. ... Had an 86-yard punt return to the 5-yard line on Nov. 25 at Cleveland, and his 126 total punt return yards in the game (most by an AFC player all season) broke former Bengals record of 106 by Tommy Casanova in 1972 ... Made NFL debut Sept. 30 at San Diego and had a 10-yard punt return ... Led the Bengals Nov. 11 at Jacksonville with 6 catches and 62 receiving yards ... Got credit for a start in Game 14, Dec. 23 at Baltimore, and led team in catches and yards (5-for-63) ... Had season highs of 9 catches and 98 yards in victory Dec. 30 vs. Pittsburgh, including 3 catches for 33 yards on the game-tying TD drive in the fourth quarter. **2002—**Played in every game, battling through a groin injury in Games 2-4, and finished third on Bengals in receiving yards (492) while ranking fifth in catches (41) ... Led the team with 24 punt returns, averaging 4.9 yards, and also averaged 22.2 yards on 13 kickoff returns ... Caught his first career TD pass Dec. 1 vs. Baltimore, a 4-yarder from Jon Kitna in first quarter ... Led WRs with 5 catches Sept. 15 at Cleveland, and his 58 yards tied for the WRs lead ... Had 2 catches for 19 yards Nov. 10 at Baltimore, and following a first-quarter INT by Ravens S Ed Reed, Houshmandzadeh forced a fumble by Reed at Bengals' 5-yard line, with Cincinnati's

Peter Warrick recovering in end zone for touchback ... Caught 3-for-41 Dec. 15 vs. Jacksonville and returned 4 punts for 11.3 yard average, including season-long 34-yarder. **2003**—Led the team in preseason in catches with 13 (for 155 yards), but suffered severe hamstring pull in preseason finale Aug. 29 at Indianapolis ... Inactive for Games 1-10 ... Active for Game 11, Nov. 23 at San Diego, but did not play ... Inactive for Games 12-14 ... Saw his first action of the season in Game 15, Dec. 21 at St. Louis, but had no statistics ... Also played (no statistics) on Dec. 28 vs. Cleveland.

COLLEGE: As an Oregon State senior in 2000, Houshmandzadeh was the top-producing WR in a passing game that helped spark Beavers to No. 4 national ranking and a Fiesta Bowl victory over Notre Dame ... Including the Fiesta Bowl, caught 48 passes for 730

yards with 7 TDs on the season ... College teammate of Bengals WR Chad Johnson, with both players chosen by Bengals in 2001 NFL Draft ... Houshmandzadeh played his freshman and sophomore seasons at Cerritos (Calif.) College ... Had a 100-yard KOR for a TD in each of his Cerritos seasons.

PERSONAL: Born in Victor Valley, Calif. ... Hometown is Barstow, Calif. ... Played RB for Barstow High School and led club to a 10-1-1 record as a senior ... Offseason residence is Los Angeles ... Married (wife Kaci), and has one child, Karrington (born 8-2-00) ... Favorite hobbies are basketball, pool and PlayStation ... Physical education major at Oregon State ... Full name is Touraj Houshmandzadeh ... First name is pronounced "TOO-raj" and last name is pronounced "hoosh(rhymes with push)-mahn-ZAH-duh.

T.J. HOUSHMANDZADEH'S STATISTICS

YEAR TEAM	G-S	Receiving					Rushing					Scoring					
		NO	YDS	AVG	LG	TD	ATT	YDS	AVG	LG	TD	TD	TD-R	TD-P	TD-RI	2-PIC	PTS
2001 Cincinnati	12-1	21	228	10.9	23	0	0	0	—	—	0	0	0	0	0	0	0
2002 Cincinnati	16-5	41	492	12.0	31	1	0	0	—	—	0	1	0	1	0	0	6
2003 Cincinnati	2-0	0	0	—	—	0	0	0	—	—	0	0	0	0	0	0	0
2004 Cincinnati	16-13	73	978	13.4	62	4	6	51	8.5	16	0	-4	0	4	0	0	24
CAREER	46-19	135	1698	12.6	62	5	6	51	8.5	16	0	5	0	5	0	0	30

YEAR TEAM	Special Teams								Kickoff Returns					Punt Returns						
	ST	AT	TT	FF	YDS	BP	BFG	BXP	NO	YDS	AVG	FC	LG	TD	NO	YDS	AVG	FC	LG	TD
2001 Cincinnati	—	—	—	—	—	—	—	—	10	185	18.5	0	23	0	12	163	13.6	5	86	0
2002 Cincinnati	—	—	—	—	—	—	—	—	*13	*288	22.2	0	44	0	24	117	4.9	4	34	0
2003 Cincinnati	—	—	—	—	—	—	—	—	0	0	—	—	0	0	0	—	—	0	—	0
2004 Cincinnati	—	—	—	—	—	—	—	—	10	227	22.7	0	32	0	11	88	8.0	7	28	0
CAREER	—	—	—	—	—	—	—	—	*33	*700	21.2	0	44	0	47	368	7.8	16	86	0

*NOTE: Houshmandzadeh had a 19-yard KOR vs. Baltimore on Dec. 1, 2002, and was also credited with 3 return yards (but no return) before lateraling to Ron Dugans on another KOR in the same game.

HOUSHMANDZADEH'S SINGLE-GAME HIGHS

RECEIVING — Receptions: 12 at N.E. 12-12-04; Yards: 171 at Balt. 12-5-04; Long: 62 at Tenn. 10-31-04; Touchdowns: 2 vs. Cle. 11-28-04.

RUSHING — Attempts: 2 vs. Cle. 11-28-04; Yards: 17 vs. Cle. 11-28-04; Long: 16 at Balt. 12-5-04.

KICKOFF RETURNS — Returns: 5 (twice); most recently at NYJ 9-12-04; Yards: 127 at NYJ 9-12-04; Long: 44 at Pitt. 11-24-02.

PUNT RETURNS — Returns: 5 at Cle. 11-25-01; Yards: 126 at Cle. 11-25-01; Long: 86 at Cle. 11-25-01.

HOUSHMANDZADEH'S 2004 GAME-BY-GAME STATISTICS

DATE	OPPONENT	Receiving					Kickoff Returns					Punt Returns								
		NO	YDS	AVG	LG	TD	NO	YDS	AVG	FC	LG	TD	NO	YDS	AVG	FC	LG	TD		
9-12	at N.Y. Jets	3	38	12.7	20	0	5	127	25.4	0	32	0	0	0	—	0	—	0	—	0
9-19	MIAMI	1	13	13.0	13	0	1	19	19.0	0	19	0	2	27	13.5	4	21	0	0	
9-26	BALTIMORE	7	116	16.6	22	0	2	39	19.5	0	22	0	0	0	—	2	—	0	—	0
10-3	at Pittsburgh	6	53	8.8	13	0	1	25	25.0	0	25	0	4	28	7.0	0	17	0	0	
10-10	—BYE—																			
10-17	at Cleveland	0	0	—	—	0	0	0	—	0	—	0	2	2	1.0	0	2	0	0	
10-25	DENVER	1	13	13.0	13	0	0	0	—	0	—	0	0	0	—	0	—	0	—	0
10-31	at Tennessee	4	81	20.3	62	0	0	0	—	0	—	0	0	0	—	0	—	0	—	0
11-7	DALLAS	1	8	8.0	8	0	0	0	—	0	—	0	2	29	14.5	0	28	0	0	
11-14	at Washington	7	59	8.4	13	0	0	0	—	0	—	0	0	0	—	0	—	0	—	0
11-21	PITTSBURGH	2	24	12.0	20	0	0	0	—	0	—	0	1	2	2.0	1	2	0	0	
11-28	CLEVELAND	4	79	19.8	53	2	1	17	17.0	0	17	0	0	0	—	0	—	0	—	0
12-5	at Baltimore	10	171	17.1	34	1	0	0	—	0	—	0	0	0	—	0	—	0	—	0
12-12	at New England	12	145	12.1	33	0	0	0	—	0	—	0	0	0	—	0	—	0	—	0
12-19	BUFFALO	4	43	10.8	24	0	0	0	—	0	—	0	0	0	—	0	—	0	—	0
12-26	N.Y. GIANTS	5	64	12.8	19	0	0	0	—	0	—	0	0	0	—	0	—	0	—	0
1-2	at Philadelphia	6	71	11.8	20	1	0	0	—	0	—	0	0	0	—	0	—	0	—	0
TOTALS		73	978	13.4	62	4	10	227	22.7	0	32	0	11	88	8.0	7	28	0	0	



TORY JAMES

Cornerback

20

Ht: 6-2
Wt: 192
10th year in NFL

College: Louisiana State
2004 Games-Starts: 16-16
Career Games-Starts: 126-53

Acquired: FA'03
Born: 5-18-73

A major Bengals free-agent acquisition in 2003, James started all 16 Bengals games for the second consecutive year in '04 and earned his first Pro Bowl berth ... Finished second in the NFL in interceptions (8), 1 off the league lead, and also was just 1 short of Bengals season record ... Named first-team All-Pro by Football Digest and second-team All-Pro by College & Pro Football Weekly ... Has played in two Super Bowls — with Oakland following 2002 season and with world champion Denver following 1998 season ... Has 30 career INTs, plus 3 more in postseason play.

2004 PARTICIPATION: Started every game at RCB ... Ranked second on defense in snaps played for the second straight year, playing 1001 of 1065 (94.0%) ... Played 16 games for the sixth time in the last seven seasons.

STICKY-FINGERED FOUR: James in '04 became only the fourth Bengal to have as many as 8 INTs in a season. He finished 1 off the team-record of 9, set in 1976 by Ken Riley, and joined Riley ('83), David Fulcher ('89) and Ashley Ambrose ('96) as Bengals to have reached 8.

2004 HIGHLIGHTS: His 8 INTs pushed his regular-season career total to 30 (7 with Denver, 11 with Oakland and 12 with Cincinnati) ... Tied for team lead in passes defended (16), and ranked seventh in tackles (74) ... Also had 2 forced fumbles and a fumble recovery ... Had Bengals' first INT of the season in victory Sept. 19 vs. Miami, picking off a deflected A.J. Feeley pass at the Bengals' 10-yard line in second quarter ... On Sept. 26 vs. Baltimore, recovered a Kyle Boller fumble forced by Nate Webster at the Cincinnati goal line for a touchback in second quarter, but was sidelined in second half due to dehydration ... Had 2 INTs on Oct. 17 at Cleveland, first Bengal to intercept 2 in a game since 12-30-01, when DB Kevin Kaesviharn had 2 vs. Pittsburgh ... Halted Cleveland's first possession when he snagged a Jeff Garcia pass at Bengals' 41, and swiped another Garcia pass in second quarter, returning 23 yards to Browns' 26, setting up Bengals TD drive ... On Oct. 25 vs. Denver, with Bengals looking to hold a 20-10 lead with just over nine minutes to play, James made a one-handed INT of a Jake Plummer pass at Broncos' 39 and returned 19 yards to the 20, setting up Shayne Graham FG ... Had a pair of key second-quarter plays in victory Nov. 7 vs. Dallas, forcing a Keyshawn Johnson fumble that Brian Simmons returned 19 yards to set up a FG, and later intercepting a Vinny Testaverde pass at Bengals' 41 ... Recorded sixth INT of season Nov. 14 at Washington, and contributed 7 tackles ... His INT at Redskins was third-quarter theft of a Patrick Ramsey pass at the Bengals' 34 ... Had season-high 8 tackles Nov. 21 vs.

Pittsburgh ... Snagged seventh INT Nov. 28 vs. Cleveland, picking off Kelly Holcomb pass that went off the hands of WR Antonio Bryant, and returned 13 yards to Browns' 36 with 0:19 remaining in half, setting up a Bengals FG for a 27-13 lead ... On Dec. 19 vs. Buffalo, forced first-quarter fumble by WR Lee Evans that Cincinnati's Keiwan Ratliff recovered at Bills' 40, setting up Bengals TD drive ... Recorded eighth INT on Jan. 2 at Philadelphia, picking off Koy Detmer pass in second quarter and returning it 10 yards to Eagles' 39, setting up Bengals FG for 17-0 lead.

PREVIOUS SEASONS: 1996—Drafted by Denver in second round (44th overall) ... Signed July 22 ... Saw action all 17 games, including Divisional playoff loss to Jacksonville, and made two starts at RCB ... Posted 22 tackles, 7 passes defended, 2 INTs, 10 special teams tackles, a forced fumble and a fumble recovery ... Made first pro start Nov. 17 at New England, with 3 tackles and 2 passes defended. **1997**—Did not play for Broncos, due to torn patellar tendon in his right knee that he suffered in preseason opener July 26 vs. Buffalo ... Underwent surgery, and was placed Aug. 18 on Injured Reserve list. **1998**—Played in all 16 Denver regular-season games, and in all three postseason games as Denver went on to win Super Bowl XXXIII vs. Atlanta ... In regular season, had 12 tackles (10 solo) and 2 passes defended, plus 12 tackles and a fumble recovery on special teams ... Had 2 tackles in Divisional playoff Jan. 9 vs. Miami, and had 2 passes defended in AFC title game Jan. 17 vs. N.Y. Jets ... Had a special teams tackle in 34-19 Super Bowl win vs. Atlanta on 1-31-99 at Miami. **1999**—Saw action in all 16 Denver games, with four starts ... Led the team with 5 INTs ... All of his interceptions came against AFC West rivals ... Tallied 38 tackles on the season. **2000**—Left Denver as unrestricted free agent, signing Feb. 28 with Oakland ... Saw action in all 16 regular-season games at cornerback, and played in both postseason games as Raiders won AFC West with a 12-4 record and advanced to AFC title game ... Led Oakland's dominant defensive effort in 27-0 Divisional playoff win on Jan. 6 vs. Miami, snagging 2 INTs, including one for a 90-yard TD ... Also vs. Miami, had a team-high 7 tackles, a forced fumble that set up a Raiders touchdown, and a total of 3 passes defended ... James' 90-yard INT return vs. Miami broke Hall of Famer Willie Brown's record for longest INT return in Raiders postseason history ... Finished the regular season with 29 tackles, 2 INTs for 25 yards, 9 passes defended and 5 special teams tackles ... Had both his interceptions Sept. 10 at Indianapolis, setting up two second-half scoring drives in a 38-31 comeback victory. **2001**—Led the Raiders with 5 INTs, playing all 16 regular-season games and both postseason games for

club that posted 10-6 record and won a second consecutive AFC West title ... Also led the squad in interception return yards (72) and in passes defended (16) ... His interception in final minute Oct. 14 at Indianapolis sealed a 23-18 win ... Had an INT on Nov. 5 vs. Denver and total of 3 passes defended ... Had a 33-yard INT return in season finale Jan. 6 vs. N.Y. Jets ... Had 3 tackles in Raiders' Wild Card playoff win Jan. 12, again vs. N.Y. Jets, and 5 tackles and a pass defended in Divisional playoff loss on Jan. 19 at New England. **2002**—Played for AFC Champion Oakland in 14 regular-season games, with 13 starts, and started all three Raiders postseason games ... Diagnosed with fracture of right fibula after completing Dec. 8 game at San Diego, and was out for Games 14-15 ... Returned to action in regular-season finale with a plate inserted in right leg ... Key performer in Oakland's postseason play, totaling 8 tackles, 4 passes defended, 1 INT and a forced fumble in the three games ... His postseason INT came in third quarter of Divisional playoff Jan. 12 vs. N.Y. Jets, and it set up a TD drive that put Oakland ahead to stay at 17-10 ... Also forced a fumble in Jets game ... Had 2 tackles and 1 pass defended in AFC title game Jan. 19 vs. Tennessee ... Had 4 tackles during Super Bowl loss to Tampa Bay on Jan. 26 ... In regular season, led the team in passes defended (19) and ranked second in interceptions with 4 for 35 yards ... Had a stellar day Oct. 6 at Buffalo, with 4 passes defended and 2 INTs for 35 yards ... On Dec. 8 at San Diego, had 1 INT, a team-high 3 passes defended and 2 tackles despite suffering right leg fracture. **2003**—Was among six veteran released by Oakland on Feb. 27, and signed March 10 with Bengals as free agent ... Started every game at RCB and led team in INTs (4) and passes-defended (18) ... Had INTs in consecutive weeks in victories over eventual playoff qualifiers Baltimore and

Seattle, games that opened a 6-1 Bengals midseason run ... His 18 PDs were 10 more than the second-place player ... Played 97.7% of defensive snaps (1014 of the 1038), second-most on team ... Finished sixth on team in tackles with 68, including 1 sack ... Made Bengals debut Sept. 7 vs. Denver and picked off a Jake Plummer pass at Bengals' 3 in second quarter, with 24-yard return ... In victory Oct. 19 vs. Baltimore, had a diving INT in the second quarter at the Cincinnati 23 and returned it 31 yards to Ravens' 46, leading to Bengals FG ... Leaped to tip a Matt Hasselbeck pass in second quarter of victory Oct. 26 vs. Seattle, and came to the ground with an INT that set up a field goal ... Had superb all-around game in victory Nov. 23 at San Diego, leading team in tackles with 9 (8 solo), tying for lead in special teams tackles (3) and passes defended (2), and dropped Doug Flutie for his first career sack ... Had his fourth INT of the season Dec. 21 at St. Louis, picking off a Marc Bulger pass at the Bengals' 17 in first quarter.

COLLEGE: In his four years at LSU (1992-95), James played in 39 games with 29 starts and made 117 tackles (81 solo), 11 interceptions and 20 passes defended ... Also had 2 sacks and 5 other tackles-for-loss ... Also played WR as a freshman in 1992, catching 6 passes for 78 yards (13.0 avg.) with a long of 35 yards and 1 TD ... Earned first-team All-Southeastern Conference honors as a junior in 1994.

PERSONAL: Born in New Orleans, La. ... Attended Archbishop Shaw High School in Marrero, La., where he was an all-district performer as a DB and kick returner ... Also starred in track and basketball during his prep career ... Married (wife Angela) with a daughter, Tyanna (born 2-25-98) ... Favorite hobby is golf.

TORY JAMES' STATISTICS

YEAR TEAM	G-S	Defense							FR-YDS	Interceptions					Scoring			
		ST	AT	TT	SKS-YDS	PBU	FF	NO		YDS	AVG	LG	TD	TD	INT	FRT	S	PTS
1996 Denver	16-2	17	5	22	0-0	7	1	1-15	2	15	7.5	15	0	—	—	—	—	—
1997 Denver	0-0	DID NOT PLAY*							DID NOT PLAY*					DID NOT PLAY*				
1998 Denver	16-0	10	2	12	0-0	2	0	0-0	0	0	—	—	0	—	—	—	—	—
1999 Denver	16-4	32	6	38	0-0	11	2	0-0	5	59	11.8	45	0	—	—	—	—	—
2000 Oakland	16-0	26	3	29	0-0	9	0	0-0	2	25	12.5	25	0	—	—	—	—	—
2001 Oakland	16-2	33	3	36	0-0	16	0	0-0	5	72	14.4	33	0	—	—	—	—	—
2002 Oakland	14-13	41	4	45	0-0	19	0	0-0	4	35	8.8	27	0	—	—	—	—	—
2003 Cincinnati	16-16	55	13	68	1-1	18	0	0-0	4	56	14.0	31	0	—	—	—	—	—
2004 Cincinnati	16-16	51	23	74	0-0	16	2	1-0	8	66	8.3	23	0	—	—	—	—	—
DEN. TOTALS	48-6	59	13	72	0-0	20	3	1-15	7	74	10.6	45	0	—	—	—	—	—
OAK. TOTALS	46-15	100	10	110	0-0	44	0	0-0	11	132	12.0	33	0	—	—	—	—	—
CIN. TOTALS	32-32	106	36	142	1-1	34	2	1-0	12	122	10.2	31	0	—	—	—	—	—
CAREER	126-53	265	59	324	1-1	98	5	2-15	30	328	10.9	45	0	—	—	—	—	—

YEAR TEAM	Special Teams								Kickoff Returns					Punt Returns						
	ST	AT	TT	FF	YDS	BP	BFG	BXP	NO	YDS	AVG	FC	LG	TD	NO	YDS	AVG	FC	LG	TD
1996 Denver	10	0	10	0	0-0	0	0	0	—	—	—	—	—	—	—	—	—	—	—	—
1998 Denver	12	0	12	0	1-0	0	0	0	—	—	—	—	—	—	—	—	—	—	—	—
1999 Denver	3	0	3	0	0-0	0	0	0	—	—	—	—	—	—	—	—	—	—	—	—
2000 Oakland	4	1	5	0	0-0	0	0	0	—	—	—	—	—	—	—	—	—	—	—	—
2003 Cincinnati	4	0	4	0	0-0	0	0	0	—	—	—	—	—	—	—	—	—	—	—	—
DEN. TOTALS	25	0	25	0	1-0	0	0	0	—	—	—	—	—	—	—	—	—	—	—	—
OAK. TOTALS	4	1	5	0	0-0	0	0	0	—	—	—	—	—	—	—	—	—	—	—	—
CIN. TOTALS	4	0	4	0	0-0	0	0	0	—	—	—	—	—	—	—	—	—	—	—	—
CAREER	33	1	34	0	1-0	0	0	0	—	—	—	—	—	—	—	—	—	—	—	—

— JAMES' 2004 GAME-BY-GAME DEFENSIVE STATISTICS —

DATE	OPPONENT	ST	AT	TT	SKS-YDS	INT-YDS	PBU	FF	FR-YDS
9-12	at N.Y. Jets	4	1	5	0-0	0-0	1	0	0-0
9-19	MIAMI	4	0	4	0-0	1-0	1	0	0-0
9-26	BALTIMORE	1	0	1	0-0	0-0	0	0	1-0
10-3	at Pittsburgh	5	2	7	0-0	0-0	2	0	0-0
10-10	—BYE—								
10-17	at Cleveland	2	3	5	0-0	2-23	2	0	0-0
10-25	DENVER	4	1	5	0-0	1-19	2	0	0-0
10-31	at Tennessee	3	0	3	0-0	0-0	0	0	0-0
11-7	DALLAS	1	1	2	0-0	1-0	2	1	0-0
11-14	at Washington	6	1	7	0-0	1-1	2	0	0-0
11-21	PITTSBURGH	5	3	8	0-0	0-0	1	0	0-0
11-28	CLEVELAND	2	0	2	0-0	1-13	1	0	0-0
12-5	at Baltimore	3	2	5	0-0	0-0	0	0	0-0
12-12	at New England	4	3	7	0-0	0-0	0	0	0-0
12-19	BUFFALO	3	1	4	0-0	0-0	0	1	0-0
12-26	N.Y. GIANTS	2	2	4	0-0	0-0	1	0	0-0
1-2	at Philadelphia	2	3	5	0-0	1-10	1	0	0-0
TOTALS		51	23	74	0-0	8-66	16	2	1-0

— POSTSEASON —

YEAR	TEAM	G-S	Defense					Interceptions					Scoring						
			ST	AT	TT	SKS-YDS	PBU	FF	FR-YDS	NO	YDS	AVG	LG	TD	TD	IntRt	FRRI	S	PTS
1996	Denver	1-0	2	0	2	0-0	0	0	0-0	0	0	—	—	0	0	0	0	0	0
1997	Denver	0-0	DID NOT PLAY*																
1998	Denver	3-0	2	0	2	0-0	2	0	0-0	0	0	—	—	0	0	0	0	0	0
2000	Oakland	2-0	7	1	8	0-0	3	1	0-0	2	98	90t	1	1	1	0	0	6	
2001	Oakland	2-0	7	1	8	0-0	1	0	0-0	0	0	—	—	0	0	0	0	0	0
2002	Oakland	3-3	8	0	8	0-0	4	1	0-0	1	0	0.0	0	0	0	0	0	0	0
DEN. TOTALS	4-0	4	0	4	0-0	2	0	0-0	0	0	—	—	0	0	0	0	0	0	0
OAK. TOTALS	7-3	22	2	24	0-0	8	2	0-0	3	98	32.7	90t	1	1	1	0	0	6	6
CAREER	11-3	26	2	28	0-0	10	2	0-0	3	98	32.7	90t	1	1	1	0	0	6	6

POSTSEASON SPECIAL TEAMS STATISTICS: 1 solo tackle in 1998.

*James was on the Reserve/Injured list for 16 regular-season games and four postseason games with Denver in the 1997 season.

ONE FOR THE RECORD BOOKS

Team statistical highlights from the Bengals' 58-48 victory over Cleveland last Nov. 28 at Paul Brown Stadium included:

- The 106 total points were second-most in NFL history, behind only the 113 points in Washington's 72-41 win over the N.Y. Giants on Nov. 27, 1966. The previous No. 2 total had been 101 points from a 52-49 Oakland victory over Houston in 1963.
- Cincinnati's 58 points were third-most in team history, behind a pair of 61-point efforts, 61-7 vs. Houston on Dec. 17, 1989 and 61-17 at Houston on Dec. 17, 1972.
- Cleveland's 48 points were the second-most in a loss in NFL history. The only team to score more and lose was the Houston club that fell 52-49 at Oakland on Dec. 22, 1963.
- Cincinnati's 58 points tied the most ever scored against the Browns, equaling Houston in a 58-14 win over the Browns at Houston on Dec. 9, 1990.
- By 10 points, Cleveland's 48 points were the most ever allowed by the Bengals in a victory. The previous high was 38, in a 41-38 win vs. San Francisco on Dec. 14, 2003 at Paul Brown Stadium.
- Cincinnati's 504 net offensive yards were the team's most since 544 on Dec. 30, 2001 vs. Pittsburgh.
- Cincinnati's 253 rushing yards were the team's most since 292 on Dec. 3, 2000 vs. Arizona.
- For only the third time in franchise history, the Bengals had 250 or more yards both rushing and passing in the same game (253 rush, 251 pass). The Bengals are 3-0 in those three games
- The game is the only one in Bengals history, covering 562 regular season games, for Cincinnati to score in double figures in all four quarters (14-13-14-17 — 58).
- The 106 points scored demolished the former record for most total points in a Bengals game, eclipsing by 20 the 86 points in a 44-42 loss at Philadelphia on Nov. 30, 1997.



BELTON JOHNSON

Offensive Tackle

73

Ht: 6-6
Wt: 315
2nd year in NFL

College: Mississippi
2004 Games-Starts: 0-0
Career Games-Starts: 0-0

Acquired: FA'04
Born: 7-23-80

Johnson looks for first Bengals action in 2005 after spending all of last season on Reserve/Injured list ... Was with Bengals for a portion of 2003 as practice squad player ... Originally a walk-on at Ole Miss, he became a three-year starter, opening at RT in 36 straight games from 2000-02.

2004 RECAP: Suffered torn quad muscle in team workouts on June 17 ... Underwent surgery June 21 ... Waived injured on June 22 ... Not claimed on waivers, and reverted July 2 to Bengals Reserve/Injured list, where he remained for the regular season.

2003: Signed with Cincinnati on May 2 as college free agent ... Played in all four preseason games; and was waived Aug. 31 ... Signed Dec. 23 to Bengals practice squad ... Signed Dec. 29 to Bengals 2004 offseason roster ... Did not earn an accrued year of experience toward NFL free agency.

COLLEGE: Was a key protector of standout QB Eli Manning through Manning's junior season at Ole Miss ... Helped Rebels allow only 50 sacks in four seasons (1999-2002), lowest total of any Southeastern Confer-

ence team during that span ... As a senior, credited with key blocks on 2 TDs as Rebels beat Mississippi State to become bowl eligible, then had two more TD-producing blocks in Independence Bowl win over Nebraska ... Redshirted as a true freshman in 1998; began his playing career in '99.

PERSONAL: Hometown is Coffeeville, Miss. ... Four-year letterman at Coffeeville High School ... Earned bachelor's degree in art from Ole Miss, with emphasis in graphic design; minored in English and business administration ... Made Dean's honor roll in fall of 2000 and spring of '02 ... Made 2001 SEC Academic Honor Roll ... Has a son, Tyler (born 9-28-99) ... Hobbies include video games and movies.

BELTON JOHNSON'S STATISTICS

YEAR	TEAM	GAMES	STARTS
2003	Cincinnati	0	0
2004	Cincinnati	0	0
CAREER		0	0

*NOTE: Belton Johnson was on the practice squad for one game with Cincinnati in 2003. He was on the Reserve/Injured list for 16 games with Cincinnati in 2004.

TERRIFIC TWOSOME

Chad Johnson and **T.J. Houshmandzadeh** set a Bengals record in 2004 for most yards by a receiving duo (2252), breaking a mark of 2174 that was set in 2003 by Johnson and **Peter Warrick**. Johnson had 1274 yards in '04 and Houshmandzadeh had 978.

Johnson and Houshmandzadeh came up just 1 short in a bid for the most receptions in a season by a Bengals pair. They totaled 168 (Johnson 95, Houshmandzadeh 73), leaving 2003 as the record year when Johnson (90) and Warrick (79) combined for 169.

Following are the top five seasons in Bengals history for both a receptions duo and a receiving yards duo:

Year	Top Two in Receptions	Total
2003	Chad Johnson (90) & Peter Warrick (79)	169
2004	Chad Johnson (95) & T.J. Houshmandzadeh (73)	168
1996	Carl Pickens (100) & Darnay Scott (58)	158
1995	Carl Pickens (99) & Tony McGee (55)	154
1981	Dan Ross (71) & Cris Collinsworth (67)	138

Year	Top Two in Receiving Yards	Total
2004	Chad Johnson (1274) & T.J. Houshmandzadeh (978)	2252
2003	Chad Johnson (1355) & Peter Warrick (819)	2174
1995	Carl Pickens (1234) & Darnay Scott (821)	2055
1989	Tim McGee (1211) & Eddie Brown (814)	2025
1996	Carl Pickens (1180) & Darnay Scott (833)	2013



CHAD JOHNSON

Wide Receiver

85

Ht: 6-1

Wt: 192

5th year in NFL

College: Oregon State

2004 Games-Starts: 16-16

Career Games-Starts: 60-47

Acquired: D2'01

(36th overall)

Born: 1-9-78

Voted to his second straight Pro Bowl (both times as starter), Johnson led the AFC in receiving yards (1274) for the second straight season in 2004 ... Became first Bengal to lead the conference in yards twice (Isaac Curtis and Eddie Brown each led once) ... Had career high of 95 receptions, third-most in Bengals history and ranking third in NFL ... His 9 TDs (all receiving), were second-most on team ... Named to Pro Football Weekly All-AFC team and College & Pro Football Weekly All-Pro second team.

2004 PARTICIPATION: Started 16 games for the first time in his career, and extended to 55 his streak of consecutive games played.

STATS WITH STYLE: Known for his ability to make the spectacular catch, Johnson twice won fan voting during the '04 season for the Levitra Play of the Week Award, joining Philadelphia's Donovan McNabb as only two-time winners. Johnson earned Levitra Play of the Week for an acrobatic 36-yard TD catch Nov. 21 vs. Pittsburgh, and for his game-winning 4-yard grab Dec. 26 vs. the N.Y. Giants. Though it didn't win an award, Johnson's diving 53-yard TD catch against double coverage on Sept. 12 at the N.Y. Jets was hailed by QB Carson Palmer as "the best catch I've ever seen on a ball I threw in my entire football career." In Cincinnati's showcase Monday night win Oct. 25 vs. Denver, Johnson had a pair of 50-yard gains. And on Dec. 5 at Baltimore, Johnson made a tough, over-the-head catch for 22-yard gain to the Ravens' 9-yard line with 0:30 remaining, setting up Shayne Graham's game-winning FG.

DYNAMIC DUOS: Along with his considerable individual accomplishments, Johnson has paired with different Bengals teammates the past two seasons to set marks for tandem receiving. In 2003, Johnson and Peter Warrick set team records for most catches (169) and yards (2174) by a pair of Bengals receivers in a season. In 2004, Johnson and T.J. Houshmandzadeh broke the tandem yards mark with 2252 and fell just 1 short of the tandem catches mark with 168. And on Dec. 5, 2004 at Baltimore, Johnson and Houshmandzadeh combined for the most catches (20) and yards (332) by any pair of receivers in the same Bengals game (Houshmandzadeh 10-171; Johnson 10-161).

MORE 2004 HIGHLIGHTS: Johnson's 1274 receiving yards were second-most in Bengals history, behind only his own 1355 in 2003 ... Ranked sixth in NFL in yards ... His 95 catches were bettered by only Kansas City TE Tony Gonzalez (102) and Tennessee WR Derrick Mason (96), and the 95 total ranked third in Bengals history, behind 100 by Carl Pickens in 1996 and 99 by Pickens in '95 ... Scored 7 of his TDs in last seven games ... Had three games of

100-plus receiving yards, including career-high 161 Dec. 5 at Baltimore, and had two games of 99 yards ... Had his first career rushing attempts in '04, averaging 9.8 yards (4-39) ... Totaled 5 catches for 99 yards in season opener Sept. 12 at N.Y. Jets ... On Sept. 19 vs. Miami, his 20-yard catch to Dolphins' 30 was the big play in setting up Shayne Graham's 39-yard game-winning FG with two seconds to play ... Had his second 99-yard receiving day of the season Sept. 26 vs. Baltimore (8 catches) ... Caught 7-for-149 in Monday night win Oct. 25 vs. Denver ... Tied his career high with 10 catches (for 117) yards Nov. 28 vs. Cleveland, including 46-yard TD ... Scored two fourth-quarter TDs in comeback win Dec. 5 at Baltimore, gaining career-high 161 yards and tying his career catches high with 10 ... Also had a 51-yard catch at Baltimore, which was his fourth 50-plus reception of the season ... Led the team with 8 receptions Dec. 26 vs. N.Y. Giants, and scored 2 TDs, including the game winner on a 3-yard toss from Jon Kitna with 0:44 to play.

PREVIOUS SEASONS: 2001—Drafted by Cincinnati in second round (36th overall) ... Entered draft after his junior season at Oregon State ... Signed July 18 ... Finished third on team in receiving yards (329) despite missing four games with fractured left clavicle he suffered after making a catch in the third quarter Oct. 14 vs. Cleveland ... Missed Games 6-9 ... Made his first 2 NFL catches Sept. 30 at San Diego, including 8-yard TD pass from Jon Kitna ... Led team in victory Oct. 14 vs. Cleveland with 5 catches (for 68 yards) despite being sidelined in third quarter with collarbone fracture ... On Jan. 6 at Tennessee, drew a 14-yard pass interference penalty that put offense in range for game-winning FG. **2002**—Played every game, and started the last 14 ... His 1166 receiving yards ranked fifth in team history through '02, and still stands as the most ever by a first or second-year Bengal ... Led team in receptions (69) and yards per catch (16.9) and had 5 TDs ... Tied club record with five 100-yard receiving games, including only the third instance in Bengals history of three straight 100-yarders ... On Nov. 17 vs. Cleveland, his 4-for-103 day included a 72-yard TD reception, longest Bengals scrimmage play of season ... Caught 7-for-152 on Nov. 24 at Pittsburgh, career yardage high to that point. **2003**—Johnson's AFC-leading 1355 receiving yards broke the Bengals record of 1273, set by Eddie Brown in 1988 ... Led team in TDs (10) ... Yards-per-catch average of 15.1 was highest among the 24 NFL receivers who caught 69 or more passes ... Tied team record, which he already had shared, for 100-yard receiving games in a season (5) ... Tied club record for TD receptions in a game with 3 on Nov. 23 at San Diego ... Ranked fourth in NFL in receiving yards ... His 90 receptions ranked fifth in AFC ... Had 5 catches for 156 yards and 1 TD in Pro Bowl, including 90-yard TD

... In Pro Bowl, had the second-most receiving yards (156) in game history, and his 90-yard TD catch from Tennessee's Steve McNair was second-longest TD pass in game annals (longest was 93 yards from Bengals QB Jeff Blake to Steelers WR Yancey Thigpen in Feb., 1996) ... Had 8 catches for season-high 131 yards Sept. 14 at Oakland ... Had the first 2-TD game of his career in Sept. 28 win at Cleveland, on 3-yard reception in first quarter and 55-yarder with 0:20 left in first half ... Had 130 yards, including career-long 82-yard TD, in victory Oct. 19 vs. Baltimore ... His 53-yard TD catch Oct. 26 vs. Seattle lifted Bengals from 24-20 deficit to 27-24 win ... Set career high (since tied) with 10 catches (for 107) Nov. 23 at San Diego ... Aided dramatic win Nov. 30 at Pittsburgh with 117 receiving yards and 1 TD.

COLLEGE: Averaged 21.8 yards per catch in 2000 as

he helped Oregon State to No. 4 national ranking and Fiesta Bowl win over Notre Dame ... Caught TD passes of 4 and 74 yards in Fiesta Bowl ... Set OSU school record with a 97-yard TD reception vs. Stanford ... College teammate of WR T.J. Houshmandzadeh, with both players chosen by Cincinnati in 2001 NFL Draft ... Johnson played in 1997 and '99 at Santa Monica (Calif.) College, sitting out '98 to concentrate on academics ... In 20 games at Santa Monica, he caught 120 passes for 2100 yards and 23 TDs.

PERSONAL: Hometown is Miami, Fla. ... Attended Miami Beach High School ... Physical education (ok.) at Oregon State ... Attended Langston University (Okla.) in 1996, but did not play football ... Has two high-profile cousins in the NFL, WR Keyshawn Johnson of Dallas and CB Samari Rolle of Baltimore.

CHAD JOHNSON'S STATISTICS

YEAR	TEAM	G-S	Receiving					Rushing					Scoring					
			NO	YDS	AVG	LG	TD	ATT	YDS	AVG	LG	TD	TD-R	TD-P	TD-RI	2-PTC	PTS	
2001	Cincinnati	12-3	28	329	11.8	28	1	0	0	—	—	0	1	0	1	0	0	6
2002	Cincinnati	16-14	69	1166	16.9	72	5	0	0	—	—	0	5	0	5	0	0	30
2003	Cincinnati	16-14	90	1355	15.1	82	10	0	0	—	—	0	10	0	10	0	0	60
2004	Cincinnati	16-16	95	1274	13.4	53	9	4	39	9.8	18	0	9	0	9	0	0	54
CAREER		60-47	282	4124	14.6	82	25	4	39	9.8	18	0	25	0	25	0	0	150

CHAD JOHNSON'S SINGLE-GAME HIGHS

RECEIVING — Receptions: 10 (3 times); most recently at Balt. 12-5-04; **Yards:** 161 at Balt. 12-5-04; **Long:** 82 vs. Balt. 10-19-03 (TD); **Touchdowns:** 3 at S.D. 11-23-03.

CHAD JOHNSON'S CAREER GAME-BY-GAME RECEIVING STATISTICS

DATE	OPPONENT	NO	YDS	AVG	LG	TD	DATE	OPPONENT	NO	YDS	AVG	LG	TD
2001							2003						
9-9	NEW ENGLAND	0	0	—	—	0	9-7	DENVER	6	95	15.8	41	1
9-23	BALTIMORE	0	0	—	—	0	9-14	at Oakland	8	131	16.4	34	0
9-30	at San Diego	2	28	14.0	20	1	9-21	PITTSBURGH	4	77	19.3	31	0
10-7	at Pittsburgh	5	52	10.4	20	0	9-28	at Cleveland	3	67	22.3	55	2
10-14	CLEVELAND	5	68	13.6	16	0	10-5	at Buffalo	6	59	9.8	12	0
10-21	CHICAGO						10-12	—BYE—					
10-28	at Detroit						10-19	BALTIMORE	5	130	26.0	82	1
11-4	—BYE—						10-26	SEATTLE	3	84	28.0	53	1
11-11	at Jacksonville						11-2	at Arizona	4	75	18.8	41	0
11-18	TENNESSEE						11-9	HOUSTON	9	89	9.9	22	0
11-25	at Cleveland	1	7	7.0	7	0	11-16	KANSAS CITY	7	74	10.6	23	0
12-2	TAMPA BAY	2	27	13.5	15	0	11-23	at San Diego	10	107	10.7	22	3
12-9	JACKSONVILLE	4	47	11.8	17	0	11-30	at Pittsburgh	6	117	19.5	58	1
12-16	at New York Jets	2	13	6.5	9	0	12-7	at Baltimore	2	15	7.5	9	0
12-23	at Baltimore	3	28	9.3	10	0	12-14	SAN FRANCISCO	6	91	15.2	26	1
12-30	PITTSBURGH	2	25	12.5	14	0	12-21	at St. Louis	7	115	16.4	47	0
1-6	at Tennessee	2	34	17.0	28	0	12-28	CLEVELAND	4	29	7.3	13	0
2002							2004						
9-8	SAN DIEGO	0	0	—	—	0	9-12	at N.Y. Jets	5	99	19.8	53	1
9-15	at Cleveland	4	58	14.5	22	1	9-19	MIAMI	3	45	15.0	20	0
9-22	at Atlanta	1	20	20.0	20	0	9-26	BALTIMORE	8	99	12.4	23	0
9-29	TAMPA BAY	0	0	—	—	0	10-3	at Pittsburgh	4	54	13.5	24	0
10-6	at Indianapolis	6	72	12.0	17	0	10-10	—BYE—					
10-13	PITTSBURGH	7	71	10.1	19	0	10-17	at Cleveland	3	37	12.3	18	0
10-20	—BYE—						10-25	DENVER	7	149	21.3	50	1
10-27	TENNESSEE	6	86	14.3	24	0	10-31	at Tennessee	6	67	11.2	18	0
11-3	at Houston	3	41	13.7	18	1	11-7	DALLAS	8	74	9.3	23	0
11-10	at Baltimore	7	110	15.7	39	1	11-14	at Washington	6	89	14.8	34	0
11-17	CLEVELAND	4	103	25.8	72	1	11-21	PITTSBURGH	5	80	16.0	36	1
11-24	at Pittsburgh	7	152	21.7	55	0	11-28	CLEVELAND	10	117	11.7	46	1
12-1	BALTIMORE	4	78	19.5	35	1	12-5	at Baltimore	10	161	16.1	51	2
12-8	at Carolina	6	114	19.0	32	0	12-12	at New England	5	80	16.0	27	1
12-15	JACKSONVILLE	4	91	22.8	44	0	12-19	BUFFALO	2	10	5.0	7	0
12-22	NEW ORLEANS	4	47	11.8	15	0	12-26	N.Y. GIANTS	8	46	5.8	10	2
12-29	at Buffalo	6	123	20.5	50	0	1-2	at Philadelphia	5	67	13.4	27	0
TOTALS			282	4124	14.6	82	25						



JEREMI JOHNSON

Fullback

31

Ht: 5-11
Wt: 265
3rd year in NFL

College: Western Kentucky
2004 Games-Starts: 16-6
Career Games-Starts: 32-19

Acquired: D4b'03
(118th overall)
Born: 9-4-80

Fourth-round choice in the 2003 NFL Draft has been in Bengals' No. 1 FB role for every game of his two seasons ... Primary lead blocker out of backfield for Rudi Johnson's Bengals record 1454 rushing yards in 2004 ... In 2003, was first rookie to spend significant time as Bengals backfield starter since Corey Dillon started seven games in 1997.

2004 PARTICIPATION: Played 16 games for second straight season ... Credited with six starts (Games 4, 6, 9, 10, 14 and 16), as Bengals opened first series with extra TE or WR in the other 10 games.

2004 HIGHLIGHTS: Had 16 pass receptions for 53 yards, with 1 TD, and was 3-for-5 rushing ... Had a 2-yard TD catch for game's first score on Oct. 3 at Pittsburgh ... Also at Pittsburgh, supported 123-yard rushing effort by Rudi Johnson, most by a Bengal at Pittsburgh since 1989 ... In Monday night win Oct. 25 vs. Denver, was the lead blocker for Rudi Johnson's 119-yard rushing effort ... Had 3 receptions for 11 yards in victory Nov. 7 vs. Dallas ... In win Nov. 14 at Washington, supported Rudi Johnson's 102-yard rushing day ... Recorded his longest reception of season with a 9-yard catch Nov. 21 vs. Pittsburgh ... On Nov. 28 vs. Cleveland, helped Rudi Johnson power his way to a career-high 202 yards on 26 carries ... On Dec. 19 vs. Buffalo, helped open holes for Rudi Johnson's 130 rushing yards, Rudi tying Bengals record with his fifth 100-yarder of the season.

2003: His lead blocking supported output of 200 or more rushing yards in four games (Games 9-11 and 14) ... Scored 2 TDs, 1 rushing and 1 receiving ... Had 15

pass receptions for 82 yards and 15 rushes for 41 yards ... Scored his first pro TD Nov. 9 vs. Houston, dragging Texans defender into end zone on 1-yard second-quarter run that gave Bengals 14-10 lead ... Also vs. Houston, helped HB Rudi Johnson rush for 182 yards on team-record 43 carries as Bengals posted season-high 240 rushing yards with their highest possession time (41:15) in 226 games ... Had 13-yard TD reception Nov. 16 vs. Kansas City, putting Bengals ahead to play at 10-6 in big win against a 9-0 opponent ... Aided team's 210-yard rushing output Nov. 23 at San Diego ... Supported Rudi Johnson's 174-yard game Dec. 14 vs. San Francisco, and had a key block on Johnson's 49-yard TD run.

COLLEGE: Began college career as an All-Big Ten freshman team selection at Indiana in 1999, and stayed at Indiana through 2001, with three-year totals of 931 rushing yards (5.1 avg.) and 386 receiving yards (10.4 avg.) ... Scored 11 rushing TDs and 2 receiving TDs at Indiana while playing 33 games with 16 starts ... Left Indiana to play his 2002 senior season at Division I-AA Western Kentucky, following Hoosiers WRs coach T.J. Weist, who was leaving to join WKU as running backs coach ... Johnson was a key blocker and yardage-producer for WKU's 2002 national championship team, gaining 947 scrimmage yards and helping HB Jon Frazier rush for 1606.

PERSONAL: Hometown is Louisville, Ky. ... Attended Ballard High School, where as a junior and senior he rushed for more than 2000 total yards with 35 touchdowns ... Recreation sport management major at Western Kentucky ... First name is pronounced as "Jeremy."

JEREMI JOHNSON'S STATISTICS

YEAR	TEAM	G-S	Rushing					Receiving					Scoring					
			ATT	YDS	AVG	LG	TD	NO	YDS	AVG	LG	TD	TD	TD-R	TD-P	TD-RI	2-PIC	PTS
2003	Cincinnati	16-13	15	41	2.7	12	1	15	82	5.5	16	1	2	1	1	0	0	12
2004	Cincinnati	16-6	3	5	1.7	4	0	16	53	3.3	9	1	1	0	1	0	0	6
CAREER		32-19	18	46	2.6	12	1	31	135	4.4	16	2	3	1	2	0	0	18

YEAR	TEAM	Special Teams								Kickoff Returns					Punt Returns						
		ST	AT	TT	FF	YDS	BP	BFG	BXP	NO	YDS	AVG	FC	LG	TD	NO	YDS	AVG	FC	LG	TD
2003	Cincinnati	—	—	—	—	—	—	—	—	1	16	16.0	0	16	0	—	—	—	—	—	—
CAREER		—	—	—	—	—	—	—	—	1	16	16.0	0	16	0	—	—	—	—	—	—

JEREMI JOHNSON'S SINGLE-GAME HIGHS

RUSHING — Attempts: 5 vs. Hou. 11-9-03; **Yards:** 17 at S.D. 11-23-03; **Long:** 12 at S.D. 11-23-03; **Touchdowns:** 1 vs. Hou. 11-9-03.
RECEIVING — **Receptions:** 3 (4 times); most recently vs. Dall. 11-7-04; **Yards:** 16 at Ball. 12-7-03; **Long:** 16 at Ball. 12-7-03; **Touchdowns:** 1 (twice); most recently at Pitt. 10-3-04.

(continued)

— JEREMI JOHNSON'S 2004 GAME-BY-GAME STATISTICS —

DATE	OPPONENT	Rushing					Receiving				
		ATT	YDS	AVG	LG	TD	NO	YDS	AVG	LG	TD
9-12	at N.Y. Jets	0	0	—	—	0	1	8	8.0	8	0
9-19	MIAMI	1	1	1.0	1	0	0	0	—	—	0
9-26	BALTIMORE	0	0	—	—	0	0	0	—	—	0
10-3	at Pittsburgh	0	0	—	—	0	3	6	2.0	3	1
10-10	—BYE—										
10-17	at Cleveland	0	0	—	—	0	2	6	3.0	3	0
10-25	DENVER	0	0	—	—	0	0	0	—	—	0
10-31	at Tennessee	0	0	—	—	0	0	0	—	—	0
11-7	DALLAS	0	0	—	—	0	3	11	3.7	8	0
11-14	at Washington	0	0	—	—	0	1	0	0.0	0	0
11-21	PITTSBURGH	0	0	—	—	0	1	9	9.0	9	0
11-28	CLEVELAND	0	0	—	—	0	2	3	1.5	2	0
12-5	at Baltimore	1	0	0.0	0	0	0	0	—	—	0
12-12	at New England	0	0	—	—	0	1	0	0.0	0	0
12-19	BUFFALO	0	0	—	—	0	0	0	—	—	0
12-26	N.Y. GIANTS	1	4	4.0	4	0	1	6	6.0	6	0
1-2	at Philadelphia	0	0	—	—	0	1	4	4.0	4	0
TOTALS		3	5	1.7	4	0	16	53	3.3	9	1



Landon Johnson
Linebacker
 Ht: 6-2 College: Purdue Acquired: D3b'04
 Wt: 227 2004 Games-Starts: 16-11 (96th overall)
 2nd year in NFL Career Games-Starts: 16-11 Born: 3-13-81

Fourth-round draft pick from Purdue went on a tackling binge in season's second half and wound up the team's season leader with 133 tackles ... Ranked second in solo tackles (73) ... Became the team's primary MLB after veteran Nate Webster was lost for season due to knee injury in Game 3.

2004 PARTICIPATION: Drafted by Bengals in third round (96th overall) ... Signed July 30 ... Played in every game, with 11 starts (Games 5 and 7-16) ... Played in only one preseason game, missing the first three with a shoulder injury.

ONE FAST FINISH: Johnson had only 9 tackles in his first four games last season, but he totaled 92 stops in the last seven games, more than 13 per outing. He had 14 tackles in season finale Jan. 2 at Philadelphia to take over team tackling lead for first time, edging LB Brian Simmons by 133-132. He became only the third rookie to win a Bengals season tackling title, joining LB James Francis in 1990 and LB Takeo Spikes in '98. (Bengals official individual tackling statistics were not recorded prior to 1976.)

MORE 2004 HIGHLIGHTS: Tied for LBs lead in passes defended (6), and had 2 sacks, a forced fumble, a fumble recovery and 9 special teams tackles ... Had 20 tackles Nov. 21 vs. Pittsburgh, Bengals' highest game-total for tackles on the season ... Twice had 11 solo tackles (Nov. 21 vs. Pittsburgh and Jan. 2 at Philadelphia), tied with

Simmons for most Bengals solos in '04 ... In NFL debut Sept. 12 at N.Y. Jets, tied for second on team with 7 tackles (4 solo) ... Had 5 tackles (1 solo) in first NFL start Oct. 17 at Cleveland ... In win Nov. 14 at Washington, led team with 11 tackles (8 solo), and had first NFL sack ... His 20 tackles Nov. 21 vs. Pittsburgh were most by a Bengal in '04 by a margin of 5 ... Also credited with sack vs. Pittsburgh, dropping Ben Roethlisberger ... On Nov. 28 vs. Cleveland, tied for team lead with 9 tackles ... Had 13 tackles Dec. 5 at Baltimore, finishing second on team ... Led team with 12 tackles (4 solo) Dec. 12 at New England ... Tied for second on team with 10 tackles Dec. 19 vs. Buffalo, and tied for team lead with 2 passes defended ... Led the team with 14 tackles Dec. 26 vs. N.Y. Giants, and had pass defended ... Led team with 14 tackles Jan. 2 at Philadelphia.

COLLEGE: Started 10 or more games in all four of his Purdue seasons, and made 45 starts among his 47 games played ... His 345 tackles ranked 11th on Boilermakers' all-time list ... Started all 13 games as a senior in 2003, earning All-Big Ten honorable mention with 102 tackles for a 9-4 team ... Played from 2000-03, following a medical redshirt year in 1999 due to back injury.

PERSONAL: Hometown is Lubbock, Texas ... Had 4.0 grade average at Lubbock's Coronado High School ... Earned Academic All-Big Ten honors in all four of his seasons at Purdue, and graduated in May 2003 with a degree in general health science ... Full name is Landon Tremone Johnson.

STAFF
 ROSTERS
 VETERANS
 FIRST-YEAR FREE AGENTS
 2005 DRAFT CHOICES
 COLLEGE FREE AGENTS
 2004 REVIEW
 HISTORY
 RECORDS
 STADIUM, NFL & MEDIA

LANDON JOHNSON'S STATISTICS

YEAR TEAM	G-S	Defense							Interceptions					Scoring				
		ST	AT	TT	YDS	PBU	FF	FR-YDS	NO	YDS	AVG	LG	TD	TD	IntRt	FRt	S	PTS
2004 Cincinnati	16-11	73	60	133	2-14	6	1	1-0	—	—	—	—	—	—	—	—	—	—
CAREER	16-11	73	60	133	2-14	6	1	1-0	—	—	—	—	—	—	—	—	—	

YEAR TEAM	Special Teams								Kickoff Returns					Punt Returns							
	ST	AT	TT	FF	YDS	BP	BFG	BXP	FR-YDS	NO	YDS	AVG	FC	LG	TD	NO	YDS	AVG	FC	LG	TD
2004 Cincinnati	6	3	9	0	0-0	0	0	0	—	—	—	—	—	—	—	—	—	—	—	—	—
CAREER	6	3	9	0	0-0	0	0	0	—	—	—	—	—	—	—	—	—	—	—	—	—

— LANDON JOHNSON'S 2004 GAME-BY-GAME DEFENSIVE STATISTICS —

DATE	OPPONENT	ST	AT	TT	SKS-YDS	INT-YDS	PBU	FF	FR-YDS
9-12	at N.Y. Jets	4	3	7	0-0	0-0	0	0	0-0
9-19	MIAMI	2	0	2	0-0	0-0	0	0	0-0
9-26	BALTIMORE	0	0	0	0-0	0-0	0	0	0-0
10-3	at Pittsburgh	0	0	0	0-0	0-0	0	0	0-0
10-10	—BYE—								
10-17	at Cleveland	1	4	5	0-0	0-0	0	0	1-0
10-25	DENVER	3	5	8	0-0	0-0	1	0	0-0
10-31	at Tennessee	3	0	3	0-0	0-0	0	0	0-0
11-7	DALLAS	2	3	5	0-0	0-0	0	0	0-0
11-14	at Washington	8	3	11	1-8	0-0	0	0	0-0
11-21	PITTSBURGH	11	9	20	1-6	0-0	0	0	0-0
11-28	CLEVELAND	5	4	9	0-0	0-0	0	0	0-0
12-5	at Baltimore	5	8	13	0-0	0-0	0	0	0-0
12-12	at New England	4	8	12	0-0	0-0	0	0	0-0
12-19	BUFFALO	7	3	10	0-0	0-0	2	0	0-0
12-26	N.Y. GIANTS	7	7	14	0-0	0-0	1	0	0-0
1-2	at Philadelphia	11	3	14	0-0	0-0	2	1	0-0
TOTALS		73	60	133	2-14	0-0	6	1	1-0

OHIO HAS NEW BENGALS LICENSE PLATE

On July 1, 2005, the Bengals unveiled a new Bengals-themed Ohio license plate, which now is an option for drivers across the state.

The new license plate is Ohio's red, white and blue "Birthplace of Aviation" template, incorporating the Bengals' striped "B" logo on the left side and "Who Dey!" in orange and black letters across the bottom.

Ohio drivers can order Bengals license plates for passenger vehicles, non-commercial trucks, recreational vehicles and non-commercial trailers. The plates can be purchased in person at all Bureau of Motor Vehicles locations, online at www.oplates.com, by phone at 1-888-PLATES3 (1-888-752-8373), or by mail. Bengals plates also can be ordered as reserved or personalized plates with additional applicable fees.

Sales proceeds of Bengals plates benefit the youth sports development programs of the United Way of Cincinnati, as well as the Cincinnati Sports Corporation.





RUDI JOHNSON

Halfback

32

Ht: 5-10

College: Auburn

Acquired: D4'01

Wt: 225

2004 Games-Starts: 16-16

(100th overall)

5th year in NFL

Career Games-Starts: 38-21

Born: 10-1-79

Johnson returns to Bengals after a record-breaking 2004 season that saw him set team marks for rushing yards (1454) and carries (361) ... Closed the campaign with his first Pro Bowl appearance ... Was due to gain unrestricted free agency in 2005, but signed a long-term Bengals contract on March 16, replacing one-year tender he had signed March 7 after being designated as team's franchise player ... His 2004 season included career-best 202 rushing yards Nov. 28 vs. Cleveland, second-most in NFL for the year ... Tied team record for 100-yard rushing games in a season (5), and had additional games of 99, 98 and 95 yards ... Led the team in TDs (12) ... In 2003, set Bengals record for carries in a game (43), still tied entering '05 for NFL's most in a non-overtime game.

CHANT WILL CONTINUE: Johnson is a huge favorite of Bengals fans and is the inspiration for the well-known chant of "Roo-dee, Roo-dee" at Paul Brown Stadium. The feeling is mutual, and Johnson openly campaigned for the team to sign him to the long-term contract that was completed on 3-16-05. "It meant a lot to me to have the Brown family work so hard with us to make this happen," Johnson says. "The money is great, but it's more than that for me. It's just knowing I'm going to be a Bengal for years to come. I'm looking forward to it. It's going to be fun."

2004 PARTICIPATION: Played and started every game for the first time in his career ... Became a restricted free agent following '03 season, and re-signed with Bengals for '04 on May 11.

CRUISING VS. CLEVELAND: Johnson was a marquee performer last season in the 58-48 win Nov.

28 vs. Cleveland that produced the second-most total points (106) in NFL history. His 202 rushing yards were second-most in the NFL in 2004 (Edgerrin James of Indianapolis had 204 at Chicago), and the 202 total ranked fourth in Bengals history. Johnson had a pair of 7-yard TD runs, the first giving Cincinnati a 41-27 lead in the third quarter, and the second putting the Bengals ahead to stay at 51-48 in the fourth. He had his season-long run of 52 yards in the game, and he later added runs of 28 and 21 yards.

MORE 2004 HIGHLIGHTS: Johnson's 1454 rushing yards broke Corey Dillon's mark of 1435 from 2000 ... His 361 carries surpassed Dillon's 340 from 2001 ... His team-leading 12 TDs (all rushing) tied for fourth-most rushing scores in team history ... Also had 15 receptions for 84 yards ... His 24-for-123 rushing effort Oct. 3 at Pittsburgh produced the most rushing yards by a Bengal on Steelers home turf since James Brooks was 17-for-127 on Oct. 8, 1989 ... Rushed 24-for-119 in Monday night win Oct. 25 vs. Denver, with 36-yard TD run to put Cincinnati ahead 20-10 in third quarter ... Had 95 yards on 26 carries in win Nov. 7 vs. Dallas, plus season receiving high of 4 catches (for 19 yards) ... In win Nov. 14 at Washington, rushed a season-high 31 times for 102 yards, and scored on 1-yard run in first quarter for game's first score ... Led all rushers with 89 yards on 24 carries Dec. 12 at New England, and also recorded a career-long 30-yard pass reception while posting a career-high 35 receiving yards (2 catches) ... Posted his fifth 100-yard rushing game of the season Dec. 19 vs. Buffalo, totaling 130 yards on 23 carries with a 3-yard TD run in first quarter ... Held to season-low 31 rushing yards on 19 carries Dec. 26 vs. N.Y. Giants, but scored his ninth TD of the season on a 1-yard run,

BENGALS' TOP 10 RUSHING GAMES

Yards	Player	Date	Opponent
278	Corey Dillon	Oct. 22, 2000	vs. Denver
246	Corey Dillon	Dec. 4, 1997	vs. Tennessee
216	Corey Dillon	Dec. 3, 2000	vs. Arizona
202	Rudi Johnson	Nov. 28, 2004	vs. Cleveland
201	James Brooks	Dec. 23, 1990	vs. Houston
192	Corey Dillon	Dec. 12, 1999	vs. Cleveland
190	Harold Green	Dec. 20, 1992	vs. New England
184	Corey Dillon	Oct. 28, 2001	at Detroit
182	Rudi Johnson	Nov. 9, 2003	vs. Houston
174	Rudi Johnson	Dec. 14, 2003	vs. San Francisco

giving Bengals a 17-16 lead in third quarter ... Scored career-high 3 TDs on Jan. 2 at Philadelphia, on runs of 5, 6 and 3 yards, and his totals of 28 carries and 99 yards pushed his season total in both categories to Bengals records ... Named to Pro Bowl as injury replacement for N.Y. Jets' Curtis Martin, and led AFC squad in rushing with 33 yards on 6 carries.

PREVIOUS SEASONS: 2001—Drafted by Bengals in fourth round (100th overall) ... Signed July 17 ... Rushed for 159 yards on 38 carries (4.2 avg.) in preseason ... Was on the roster for all of his rookie campaign, but spent Games 1-14 on inactive game-day status as veteran RBs remained largely injury-free ... Saw action as a kickoff returner in final two games ... Had 1 return for 25 yards on Dec. 30 vs. Pittsburgh, and averaged 18.0 yards on 3 returns Jan. 6 at Tennessee. **2002**—Played in seven games and was on inactive list for the other nine ... Totaled 67 rushing yards on 17 attempts with 6 receptions for 34 yards ... Replaced Brandon Bennett as No. 2 HB and No. 1 KOR for four games Bennett missed with injuries ... Averaged 30.0 yards on 3 KORs vs. Baltimore, including his longest of the season, a 42-yarder. **2003**—Shared time at No. 1 HB spot with Corey Dillon, playing 13 games with only five starts, but became first player in Bengals history with three games in a season of 150 or more rushing yards ... Rushed 43-for-182 on Nov. 9 vs. Houston; 22-for-165 on Nov. 16 vs. Kansas City; and 21-for-174 on Dec. 14 vs. San Francisco ... Despite missing Games 1-3 with a quad strain, led team for the season in rushing yards (957), carries (215) and rushing TDs (9) ... Did not have a fumble ... His 43-carry effort Nov. 9 vs. Houston was not only a Bengals record, snapping Dillon mark of 39 in 1997, it also tied for second-most carries in NFL history and tied for most carries ever in a non-overtime game (records still stand entering 2005) ... Posted career season highs in pass receptions (21) and receiving yards (146) ... Made first career start Oct. 5 at Buffalo, subbing for injured Dillon, and scored first

TD on 16-yard run while rushing 20-for-69 for the game ... Had his first career 100-yard rushing day (27-101) in victory Oct. 26 vs. Seattle, including an 18-yard TD run ... Scored TDs on runs of 17 and 1 yards in victory Nov. 9 vs. Houston ... Had 200 scrimmage yards in the Houston game, adding 18 receiving to his 182 rushing total ... Averaged 7.5 yards per carry in victory Nov. 16 vs. 9-0 Kansas City, including a 54-yarder, longest Bengals rush of season ... Had 2 TDs as his 174 rushing yards aided win Dec. 14 vs. San Francisco, including a 49-yard score on a fourth-and-one play.

COLLEGE: Named coaches' Player of the Year in Southeastern Conference in 2000, and earned *Associated Press* SEC Offensive Player of the Year honors ... Selected to 2000 All-America second team by *The Sporting News* ... Played at Auburn only in 2000, and entered the NFL Draft after junior season ... Set Auburn season record with 324 rushing attempts, and his 1567 rushing yards were second in school history to Bo Jackson's 1786 in 1985 ... Rushed for 100 or more yards in 10 games ... Had TD runs of 70, 42, 56 and 78 yards, and was a semifinalist for Doak Walker Award, given to nation's top RB ... Played in 1998-99 at Butler County Community College in El Dorado, Kan., shattering opposing defenses with 35 TDs in the 1999 season alone ... Rushed for 2224 yards with a 7.3 per-carry average in 1999, and gained 1603 yards with a 5.7 avg. in '98 ... Named MVP of 1999 national JC championship game, rushing for 373 yards and scoring all 7 Butler TDs in 49-35 win over Dixie College.

PERSONAL: Hometown is Etrick, Va. ... Attended Thomas Dale High School ... Sociology major at Auburn ... Has a daughter, Jasmine ... Has established the Harriet L. Fisher Scholarship Fund for student-athletes in Etrick/Matoaca, Va. ... Works with youth at the James Farrior Football Camp in Virginia ... Hobbies include traveling and listening to music ... Full name is Rudi Ali Johnson.

RUDI JOHNSON'S STATISTICS

YEAR TEAM	G-S	Rushing					Receiving					Scoring					
		ATT	YDS	AVG	LG	TD	NO	YDS	AVG	LG	TD	TD	TD-R	TD-P	TD-Rt	2-PIC	PTS
2001 Cincinnati	2-0	0	0	—	—	0	0	0	—	0	0	0	0	0	0	0	0
2002 Cincinnati	7-0	17	67	3.9	13	0	6	34	5.7	14	0	0	0	0	0	0	0
2003 Cincinnati	13-5	215	957	4.5	54	9	21	146	7.0	17	0	9	9	0	0	0	54
2004 Cincinnati	16-16	361	1454	4.0	52	12	15	84	5.6	30	0	12	12	0	0	0	72
CAREER	38-21	593	2478	4.2	54	21	42	264	6.3	30	0	21	21	0	0	0	126

YEAR TEAM	Special Teams					Kickoff Returns					Punt Returns									
	ST	AT	TT	FF	YDS	BP	BFG	BXP	NO	YDS	AVG	FC	LG	TD	NO	YDS	AVG	FC	LG	TD
2001 Cincinnati	—	—	—	—	—	—	—	—	4	79	19.8	0	25	0	—	—	—	—	—	—
2002 Cincinnati	—	—	—	—	—	—	—	—	13	277	21.3	0	42	0	—	—	—	—	—	—
2003 Cincinnati	—	—	—	—	—	—	—	—	2	23	11.5	0	15	0	—	—	—	—	—	—
CAREER	—	—	—	—	—	—	—	—	19	379	19.9	0	42	0	—	—	—	—	—	—

RUDI JOHNSON'S SINGLE-GAME HIGHS

RUSHING — Attempts: 43 vs. Hou. 11-9-03; Yards: 202 vs. Cle. 11-28-04; Long: 54 vs. K.C. 11-16-03; Touchdowns: 3 at Phil. 1-2-05.
RECEIVING — Receptions: 4 (twice); most recently vs. Dall. 11-7-04; Yards: 35 at N.E. 12-12-04; Long: 30 at N.E. 12-12-04.
KICKOFF RETURNS — Returns: 5 at Buff. 12-29-02; Yards: 94 at Buff. 12-29-02; Long: 42 vs. Balt. 12-1-02.

(continued)

RUDI JOHNSON'S CAREER GAME-BY-GAME STATISTICS

DATE	OPPONENT	Rushing					Receiving				
		ATT	YDS	AVG	LG	TD	NO	YDS	AVG	LG	TD
2001		No rushing statistics					No receiving statistics				
2002											
9-8	SAN DIEGO			INACTIVE					INACTIVE		
9-15	at Cleveland	5	24	4.8	11	0	3	16	5.3	14	0
9-22	at Atlanta			INACTIVE					INACTIVE		
9-29	TAMPA BAY			INACTIVE					INACTIVE		
10-6	at Indianapolis	0	0	—	—	0	0	0	—	—	0
10-13	PITTSBURGH			INACTIVE					INACTIVE		
10-20	—BYE—										
10-27	TENNESSEE	0	0	—	—	0	0	0	—	—	0
11-3	at Houston			INACTIVE					INACTIVE		
11-10	at Baltimore			INACTIVE					INACTIVE		
11-17	CLEVELAND			INACTIVE					INACTIVE		
11-24	at Pittsburgh			INACTIVE					INACTIVE		
12-1	BALTIMORE	4	10	2.5	3	0	1	3	3.0	3	0
12-8	at Carolina	5	8	1.6	5	0	2	15	7.5	9	0
12-15	JACKSONVILLE	0	0	—	—	0	0	0	—	—	0
12-22	NEW ORLEANS			INACTIVE					INACTIVE		
12-29	at Buffalo	3	25	8.3	13	0	0	0	—	—	0
2003											
9-7	DENVER			INACTIVE					INACTIVE		
9-14	at Oakland			INACTIVE					INACTIVE		
9-21	PITTSBURGH			INACTIVE					INACTIVE		
9-28	at Cleveland	15	51	3.4	11	0	4	11	2.8	8	0
10-5	at Buffalo	20	69	3.5	16	1	1	10	10.0	10	0
10-12	—BYE—										
10-19	BALTIMORE	3	5	1.7	3	0	0	0	—	—	0
10-26	SEATTLE	27	101	3.7	18	1	2	16	8.0	13	0
11-2	at Arizona	8	34	4.3	12	1	0	0	—	—	0
11-9	HOUSTON	43	182	4.2	21	2	2	18	9.0	17	0
11-16	KANSAS CITY	22	165	7.5	54	0	2	12	6.0	10	0
11-23	at San Diego	17	55	3.2	15	0	2	21	10.5	11	0
11-30	at Pittsburgh	10	29	2.9	15	0	1	4	4.0	4	0
12-7	at Baltimore	4	10	2.5	5	0	1	4	4.0	4	0
12-14	SAN FRANCISCO	21	174	8.3	49	2	2	8	4.0	4	0
12-21	at St. Louis	11	30	2.7	16	0	2	17	8.5	14	0
12-28	CLEVELAND	14	52	3.7	13	2	2	25	12.5	13	0
2004											
9-12	at N.Y. Jets	23	67	2.9	16	1	0	0	—	—	0
9-19	MIAMI	22	67	3.0	14	0	1	4	4.0	4	0
9-26	BALTIMORE	23	98	4.3	19	0	0	0	—	—	0
10-3	at Pittsburgh	24	123	5.1	15	1	0	0	—	—	0
10-10	—BYE—										
10-17	at Cleveland	16	57	3.6	10	0	1	0	0.0	0	0
10-25	DENVER	24	119	5.0	36	1	0	0	—	—	0
10-31	at Tennessee	17	57	3.4	18	1	2	4	2.0	3	0
11-7	DALLAS	26	95	3.7	8	0	4	19	4.8	8	0
11-14	at Washington	31	102	3.3	16	1	0	0	—	—	0
11-21	PITTSBURGH	16	62	3.9	15	0	1	1	1.0	1	0
11-28	CLEVELAND	26	202	7.8	52	2	1	5	5.0	5	0
12-5	at Baltimore	19	56	2.9	12	0	1	3	3.0	3	0
12-12	at New England	24	89	3.7	18	0	2	35	17.5	30	0
12-19	BUFFALO	23	130	5.7	31	1	0	0	—	—	0
12-26	N.Y. GIANTS	19	31	1.6	11	1	2	13	6.5	11	0
1-2	at Philadelphia	28	99	3.5	25	3	0	0	—	—	0
TOTALS		593	2478	4.2	54	21	42	264	6.3	30	0

THE NAME GAME

The most common last name among players listed on the Bengals all-time roster is Johnson. Seventeen players named Johnson are on the roster. Smith is second with 14 and Williams ranks third with 12.

The Bengals all-time roster has more last names start with the letter B than any other letter — a total of 81. The letter S is second with 72 names. Only two letters of the alphabet, U and X, have no players on the team's all-time roster.



LEVI JONES

Offensive Tackle



Ht: 6-5

Wt: 300

4th year in NFL

College: Arizona State

2004 Games-Starts: 16-16

Career Games-Starts: 48-46

Acquired: D1'02

(10th overall)

Born: 8-24-79

Bengals' top pick in 2002 NFL Draft has played in every game of his pro career and started 46 of 48 ... Has great agility as pass protector from the key LOT spot, and has gained a reputation as one of the team's toughest players in working through injuries ... His streak of 44 straight starts includes playing six days after arthroscopic surgery in Game 14 of 2003, and he battled through a knee sprain early in the 2004 campaign ... Supported Rudi Johnson's club-record 1454 rushing yards in '04, and contributed to team's pass protection allowing only 12 sacks in last nine games of 2004.

2004 PARTICIPATION: Started every game at LOT for second straight season, ranking second on offense with 99.2% of snaps played (1030 of 1038) ... Sidelined with ankle sprain during Sept. 26 game vs. Baltimore, but returned to action the following week.

450 TIMES 3: Jones' pass protection helped the 2004 line fuel three consecutive games of 450-plus offensive yards, the first such streak in Bengals history. The streak began with a 504-yard output in a wild 58-48 win Nov. 28 vs. Cleveland, as the Bengals scored the third-most points in their history. On Dec. 5 at Baltimore, the total was 453 offensive yards as the line helped QB Carson Palmer post career highs for passing yards (382), completions (29), completion percentage (80.6) and passer rating (127.1). On Dec. 12 at New England, the Bengals gained 478 yards, which proved to be the most allowed all season by the defending Super Bowl champs.

MORE 2004 HIGHLIGHTS: Paved the way for Rudi Johnson's club record of 1454 rushing yards, breaking the mark of 1435 set by Corey Dillon in 2000 ... Protected Carson Palmer Sept. 12 at N.Y. Jets as Palmer posted 105.2 passer rating in playing debut ... On Sept. 19 vs. Miami, helped lead fourth-quarter drive of 59 yards in 10 plays, with Palmer not sacked and completing 7 of 8 passes, to set up game-winning FG ... Supported 123-yard rushing effort by Rudi Johnson Oct. 3 at Pittsburgh, the most rushing yards by a Bengal at Pittsburgh since James Brooks had 127 in 1989 ... Supported Rudi Johnson's second 100-yard rushing game of season (24-119) in Monday night win Oct. 25 vs. Denver, and had key block in pass protection on Carson Palmer's 50-yard TD pass to Chad Johnson ... On Nov. 21 vs. Pittsburgh, helped offense extend streak of no sacks allowed to 10 quarters before Steelers had sack in third quarter ... Had key block on Rudi Johnson's season-long 52-yard run Nov. 28 vs. Cleveland, helping Johnson post 202 yards, the second-most yards by an NFL rusher in '04 ... On

Dec. 19 vs. Buffalo, helped Johnson rack up 130 yards rushing, tying Bengals record with his fifth 100-yarder of season ... Supported Johnson's 99-yard rushing day Jan. 2 at Philadelphia, as Johnson set Bengals season yards record, and helped allow no sacks.

PREVIOUS SEASONS: 2002—Drafted by Bengals in first round (10th overall) ... Signed July 25, first day of training camp ... Started Games 5-16 at LOT ... Started as blocking TE in Games 1 and 3 ... Played as reserve in Games 2 and 4 ... Started every game during offense's streak of six straight games of 350 or more yards (Games 7-12), team's longest such streak since 1986 ... Named to All-Rookie Team selected by *Pro Football Weekly* ... Supported HB Corey Dillon's 1311-yard rushing season ... Took over the LOT job in the second quarter on Sept. 29 vs. Tampa Bay, following season-ending injury to Richmond Webb ... Made his first start at the LOT spot Oct. 6 at Indianapolis, helping Dillon rush for season-high 164 yards and aiding pass protection effort that yielded only 1 sack ... Exiled Nov. 10 game at Baltimore with a list of minor injuries (rotator cuff, toe, wrist), but played Nov. 17 vs. Cleveland, and supported 350-yard offensive output ... Also vs. Cleveland, recovered a fumble by QB Jon Kitna at the Cincinnati 25 in second quarter ... Blocked for 381-yard output Dec. 1 vs. Baltimore, as offense allowed only 1 sack for the third straight game and posted 350 or more yards total offense for the sixth straight game ... Supported season-high 423-yard output Dec. 22 vs. New Orleans, including a 240-yard rushing total that was Cincinnati's highest since a 292-yard day vs. Arizona on Dec. 3, 2000. **2003**—Ranked third on offense in snaps played, logging 97.7% (1053 of 1078) ... Showed his toughness when played every snap in victory Dec. 14 vs. San Francisco, six days after arthroscopic surgery for torn knee cartilage suffered Dec. 7 at Baltimore ... Saw some action at TE in goal-line offense, and he gave the offense new life for an eventual TD Sept. 14 at Oakland as he was the intended receiver of a Jon Kitna pass in the end zone and Raiders LB Bill Romanowski was flagged for interference ... Had a key block on 16-yard TD run by Rudi Johnson on Oct. 5 at Buffalo ... Playing as extra TE, had a key block Nov. 2 at Arizona on Rudi Johnson's 2-yard TD run in first quarter ... In victory Nov. 9 vs. Houston, helped offense produce highest possession time (41:15) in 226 games, since 11-27-88 vs. Buffalo (41:21) ... Supported a season-high 444-yard total offense effort Nov. 23 at San Diego, including third straight game of 200 or more rushing yards (210).

COLLEGE: Entered Arizona State on an academic

scholarship, and joined the football program as a walk-on ... Earned an athletic scholarship in his second year at ASU, after gaining 60 pounds (215 to 275) during his redshirt freshman season of 1997 ... Played DE as a freshman, but was switched to offensive line, playing guard as a sophomore and left tackle as a junior and senior ... Started his last 35 games ... As a senior, was All-America second-team selection by *Football News* and first-team All-Pac-10, helping lead offense that averaged 426.4 yards per game ... Started all 12 games as a junior, including Aloha Bowl vs. Boston College.

PERSONAL: Hometown is Eloy, Ariz. ... Attended Santa Cruz Valley High School, where he earned

first-team all-state honors on offense and second-team all-conference honors on defense ... Lettered in football, basketball, baseball and track, and was named the school's Athlete of the Year in 1997 ... Earned bachelor's degree from Arizona State in exercise science, with a minor in business ... Played trumpet in his high school band ... First name is pronounced "LEE-vye."

LEVI JONES' STATISTICS

YEAR	TEAM	GAMES	STARTS
2002	Cincinnati	16	14
2003	Cincinnati	16	16
2004	Cincinnati	16	16
CAREER		48	46



KEVIN KAESVIHARN

Safety

34

Ht: 6-1

College: Augustana (S.D.)

Acquired: PS(Cin.)'01

Wt: 196

2004 Games-Starts: 15-6

Born: 8-29-76

5th year in NFL

Career Games-Starts: 57-22

Multi-talented contributor to Bengals defense and special teams ... Ranked ninth on defense in 2004 with 62 tackles (43 solo) ... Tied for fourth in passes defended (8), and had a 3-yard fumble return for his first career TD ... Had 11 tackles on special teams, ranked seventh ... Made all of his six starts at safety, but can also play CB ... An NFL rookie at age 25 when he signed with Cincinnati in 2001, Kaesviharn is one of the team's better long-shot success stories of recent years ... Had played previously in Arena League and XFL, but was working as a substitute teacher in Sioux Falls, S.D., before joining Bengals.

2004 PARTICIPATION: Re-signed with Bengals on April 12 of last year as a restricted free agent ... Played in 15 games with six starts ... Started Games 2-3 at FS and Games 5-7 and 9 at SS ... Missed Game 4, Oct. 3 at Pittsburgh, due to back spasms ... Has missed only that one game in the last three seasons.

2004 HIGHLIGHTS: Scored first career TD on Oct. 17 at Cleveland, with 3-yard return of Lee Suggs fumble (forced by Kim Herring), cutting Cleveland's lead to 14-7 in second quarter ... Also at Browns, led secondary with 8 tackles (7 solo) ... Had 4 tackles in season opener Sept. 12 at N.Y. Jets, replacing SS Rogers Beckett in base defense after Beckett left game with injury ... Started for injured Kim Herring at FS on Sept. 19 vs. Miami and Sept. 26 vs. Baltimore, logging 4 tackles with 2 passes defended in win vs. Miami and 5 tackles vs. Baltimore ... Had 6 tackles (5 solo) with 2 passes defended in Monday night win Oct. 25 vs. Denver ... Led secondary in tackles with 8 (7 solo) on Oct. 31 at Tennessee, and also tied for special teams lead with 3 stops ... Led secondary with 5 tackles in win Nov. 28 vs. Cleveland ... Tied for the secondary lead with 5 stops and recorded 2 special teams tackles on Dec. 5 at Baltimore ... Tied for team lead with 2 passes defended Dec. 26 vs. N.Y. Giants, and had 6 tackles.

PREVIOUS SEASONS: 2001—An obscure NFL rookie, out of college since 1997, Kaesviharn didn't gain a roster foothold until November, but he wound up playing 10 Bengals games ... Tied for team lead in INTs (3), and played key role in upset victory Dec. 30 vs. AFC-leading Pittsburgh ... Entered NFL on April 25 as free agent with Green Bay ... Waived Aug. 27 ... Signed Oct. 23 to Bengals practice squad ... Signed Oct. 27 to Bengals 53-player roster ... Made NFL debut for Bengals on Oct. 28 at Detroit ... Waived by Cincinnati on Oct. 30, but re-signed to Bengals practice squad Oct. 31 ... Re-signed to Bengals 53-player roster Nov. 10, after CB Tom Carter went on Injured Reserve ... Started Games 14-16 at LCB following injury to Mark Roman ... Had 2 INTs, along with 6 tackles (4 solo), in victory Dec. 30 vs. Pittsburgh ... His first INT vs. Pittsburgh came in third quarter, as he picked off a pass intended for Plaxico Burress at Bengals' 14 ... At end of regulation time vs. Pittsburgh, he intercepted a "Hail Mary" attempt by Kordell Stewart at Bengals' 21 ... Downed a Nick Harris punt at 1-yard line Nov. 25 vs. Cleveland ... Made his first career NFL interception Dec. 9 vs. Jacksonville, taking Mark Brunell pass 29 yards to Jacksonville 38-yard line ... Made first start Dec. 23 at Baltimore, with 4 tackles (2 solo) and 2 passes defended.

2002—Played in every game ... Took firm control of Bengals' third CB spot, and made six starts, filling in due to injuries as well as starting when defense opened in nickel alignments ... His 2 INTs tied him for team lead for the second straight year, and he led team in passes defended (13) ... Finished eighth in tackles (62) ... Was credited with several key blocks on kickoff return unit as KOR Brandon Bennett compiled 530 total yards in Games 9-11 ... Had 5 tackles (all solo) Oct. 13 vs. Pittsburgh, and intercepted a Tommy Maddox pass in the first quarter ... Led secondary with 8 tackles in start Nov. 17 vs. Cleveland, and picked off a Tim Couch pass ... Had career-high 10 tackles Dec. 15 vs. Jacksonville. **2003**—Played every

game with career-high 7 starts, contributing at both safety and cornerback ... Led special teams in total snaps (312) and ranked fourth in tackles (13) ... Chosen by teammates as one of four permanent captains for remainder of season when voting was held prior to Game 12 ... Had 59 tackles (40 solo) on defense ... with 4 passes defended, 1 INT and 1 sack ... Led special teams with 4 tackles Sept. 7 vs. Denver, tied for Bengals season high ... Had first NFL sack in victory Oct. 19 vs. Baltimore, dropping Kyle Boller for an 8-yard loss ... Started at SS in win Nov. 9 vs. Houston, but saw considerable time at CB due to injuries at that position ... In win Nov. 16 vs. 9-0 Kansas City, had the last clearing block on Peter Warrick's 68-yard punt return for TD ... Started due to injuries at LCB on Dec. 7 at Baltimore, and had 8 tackles (6 solo) with his first INT of season ... Started at SS on Dec. 14 vs. San Francisco, but played most of the game at CB as teammates were limited by injuries ... Had season-high 9 tackles Dec. 21 at St. Louis, including an assist with Riall Johnson to stop Marshall Faulk for no gain on fourth-and-one at the Bengals' 43 in second quarter.

OTHER PRO EXPERIENCE: 1999—Played for

Iowa Barnstormers of Arena Football League ... Led team with 9 INTs and had 26 tackles despite playing only 10 games due to broken foot. **2000**—With Iowa, became one of only three AFL players to record 100 tackles in a season, logging 107 with club-record 14 INTs ... Also played some WR, with 3 catches for 43 yards and 1 TD. **2001**—Played for XFL's San Francisco Demons, who reached league title game ... Had 59 tackles and team-high 3 INTs.

COLLEGE: Three-year starter and four-year letter winner from 1994-97 at Division II Augustana (S.D.) ... Career totals of 167 tackles, 6 INTs and 34 passes defended ... Played in NCAA Division II all-star game after senior season.

PERSONAL: Hometown is Lakewood, Calif. ... Lettered in football, track, soccer and basketball at Lakeville High School ... Offseason residence is Sioux Falls, S.D. ... Married (wife Michelle), with a son, Kristian (born 10-27-02) ... Hobbies include hunting, fishing and golf ... Full name is Kevin Robert Kaesviharn ... Last name is pronounced "CASE-vih-harn."

KEVIN KAESVIHARN'S STATISTICS

YEAR	TEAM	G-S	Defense							Interceptions					Scoring				
			ST	AT	TT	SKS-YDS	PBU	FF	FR-YDS	NO	YDS	AVG	LG	TD	TD	Int/RT	FR/RI	S	PTS
1999			DID NOT PLAY*							DID NOT PLAY*					DID NOT PLAY*				
2000			DID NOT PLAY*							DID NOT PLAY*					DID NOT PLAY*				
2001	Cincinnati	10-3	16	8	24	0-0	5	0	0-0	3	41	13.7	29	0	—	—	—	—	
2002	Cincinnati	16-6	44	18	62	0-0	13	1	0-0	2	17	8.5	17	0	—	—	—	—	
2003	Cincinnati	16-7	40	19	59	1-8	4	0	0-0	1	10	10.0	10	0	—	—	—	—	
2004	Cincinnati	15-6	43	19	62	0-0	8	0	1-3	0	0	—	—	0	1	0	1	0	6
CAREER		57-22	143	64	207	1-8	30	1	1-3	6	68	11.3	29	0	1	0	1	0	6

YEAR	TEAM	Special Teams							Kickoff Returns					Punt Returns							
		ST	AT	TT	FF	FR-YDS	BP	BFG	BXP	NO	YDS	AVG	FC	LG	TD	NO	YDS	AVG	FC	LG	TD
2001	Cincinnati	7	0	7	0	0-0	0	0	0	—	—	—	—	—	—	—	—	—	—	—	—
2002	Cincinnati	3	0	3	0	0-0	0	0	0	—	—	—	—	—	—	—	—	—	—	—	—
2003	Cincinnati	10	3	13	0	0-0	0	0	0	—	—	—	—	—	—	—	—	—	—	—	—
2004	Cincinnati	8	3	11	0	0-0	0	0	0	—	—	—	—	—	—	—	—	—	—	—	—
CAREER		28	6	34	0	0-0	0	0	0	—	—	—	—	—	—	—	—	—	—	—	—

*NOTE: Kaesviharn was not with an NFL team in 1999 or 2000. He played for Iowa of the Arena Football League in 1999 and 2000.

—KAESVIHARN'S 2004 GAME-BY-GAME DEFENSIVE STATISTICS—

DATE	OPPONENT	ST	AT	TT	SKS-YDS	INT-YDS	PBU	FF	FR-YDS
9-12	at N.Y. Jets	2	2	4	0-0	0-0	0	0	0-0
9-19	MIAMI	4	0	4	0-0	0-0	2	0	0-0
9-26	BALTIMORE	2	3	5	0-0	0-0	0	0	0-0
10-3	at Pittsburgh				INACTIVE				
10-10	—BYE—								
10-17	at Cleveland	7	1	8	0-0	0-0	0	0	1-3
10-25	DENVER	5	1	6	0-0	0-0	2	0	0-0
10-31	at Tennessee	7	1	8	0-0	0-0	0	0	0-0
11-7	DALLAS	1	1	2	0-0	0-0	1	0	0-0
11-14	at Washington	0	3	3	0-0	0-0	1	0	0-0
11-21	PITTSBURGH	0	0	0	0-0	0-0	0	0	0-0
11-28	CLEVELAND	3	2	5	0-0	0-0	0	0	0-0
12-5	at Baltimore	3	2	5	0-0	0-0	0	0	0-0
12-12	at New England	1	1	2	0-0	0-0	0	0	0-0
12-19	BUFFALO	1	0	1	0-0	0-0	0	0	0-0
12-26	N.Y. GIANTS	5	1	6	0-0	0-0	2	0	0-0
1-2	at Philadelphia	2	1	3	0-0	0-0	0	0	0-0
TOTALS		43	19	62	0-0	0-0	8	0	1-3

**Ht:** 6-4**Wt:** 255**7th** year in NFL**College:** Mississippi State**2004 Games-Starts:** 16-15**Career Games-Starts:** 90-73**Acquired:** UFA(Aff.)'03**Born:** 2-22-77

A rugged and reliable performer, Kelly is Bengals' top blocker at TE position ... Played every game with 15 starts in 2004 ... Supported Rudi Johnson's team-record 1454 rushing yards and had 15 catches for 85 yards ... Entering his third Cincinnati season after coming to Bengals in 2003 as an unrestricted free agent.

2004 HIGHLIGHTS: On Oct. 3 at Pittsburgh, aided Rudi Johnson's 123 rushing yards, most yards by a Bengal on Steelers turf since 1989 ... In Monday night win Oct. 25 vs. Denver, had a 14-yard reception in the third quarter, moving the ball to Broncos' 36 before Rudi Johnson bolted 36 yards for a TD and a 20-10 lead ... Supported Johnson's 119-yard rushing effort in Denver game ... Cited by coaches for his blocking Nov. 28 vs. Cleveland as Rudi Johnson's 202-yard rushing day sparked a 253-yard team rushing effort, most since 12-3-00 (292 vs. Arizona) ... Had season highs of 4 catches and 25 yards in comeback win Dec. 5 at Baltimore ... On Dec. 12 at New England, aided blocking effort that produced 478 yards, offense topping 450 for three straight weeks for first time in franchise history ... Recorded 3 catches for 18 yards Dec. 19 vs. Buffalo and supported Rudi Johnson 130-yard rushing effort, his fifth 100-yard rushing game of the season to tie club record.

PREVIOUS SEASONS: 1999—Drafted by Atlanta in second round (42nd overall) ... Signed June 25 ... Played in every game, with two starts, and averaged 18.3 yards per catch (8-146) ... Made first NFL catch Oct. 10 at New Orleans, a 16-yarder from Tony Graziani for a first down ... Had 3 catches for 70 yards Oct. 17 vs. St. Louis, including a career-long 50-yarder from Graziani ... Made first NFL start Dec. 5 vs. New Orleans, subbing for injured O.J. Santiago, and had 2 catches for 9 yards. **2000**—Started every game for Falcons and had his best season as a receiver, with 31 catches for 340 yards and 2 TDs ... Had career high 83 yards (on 4 catches) Sept. 24 vs. St. Louis, including a season-long 37-yarder for his first pro TD ... Helped Jamal Anderson post 119 rushing yards Nov. 12 at Detroit, first 100-yard game by Falcons rusher since 12-27-98 ... Led team with career-high tying 4 catches Dec. 3 vs. Seattle, and his 44 receiving yards included 19-yard TD catch from rookie QB Doug Johnson ... Tied for team lead with 4 catches (for 31 yards) Dec. 24 vs. Kansas City, and supported 107-yard rushing day by Jamal Anderson that put Anderson over 1000 yards (1024) for the season. **2001**—Played 14 games for Atlanta with

13 starts, missing two games with injuries ... Totaled 16 receptions for 142 yards ... Suffered knee and ankle injuries Nov. 11 vs. Dallas, and was inactive for first time in his career Nov. 18 at Green Bay ... Returned to starting lineup Nov. 25 at Carolina ... Suffered injured rib cartilage Dec. 30 at Miami, and was inactive for season finale Jan. 6 at St. Louis. **2002**—Started every regular-season game as Atlanta secured an NFC playoff berth while ranking fourth in NFL in rushing yards per game (148.0) and per play (4.5) ... Started in Wild Card playoff win Jan. 4 at Green Bay, and came off bench in Divisional playoff loss Jan. 11 at Philadelphia ... In addition to helping three different Falcons rushers gain 500 or more yards, Kelly had 14 pass receptions for 162 yards (11.6 avg.) ... Had 2 catches for 25 yards Oct. 20 vs. Carolina, and helped team amass 260 rushing yards (most since 10-1-72) and 4 rushing TDs (most since 10-21-73) ... On Oct. 27 at New Orleans, supported second straight offensive output of 4 rushing TDs ... Had a 21-yard catch Dec. 22 vs. Detroit while supporting season-high total offense of 533 yards. **2003**—Signed with Cincinnati as unrestricted free agent on March 13 ... Played in 12 games, with 11 starts ... Inactive in Games 8-11 due to left foot injury suffered Oct. 26 vs. Seattle ... Had 13 receptions for 81 yards and 1 TD ... Had season-high 3 catches on Sept. 14 at Oakland and again on Sept. 21 vs. Pittsburgh, and his 27 yards vs. Pittsburgh was his season high in that category ... Had 1-yard TD catch in third quarter Sept. 28 at Cleveland, breaking 14-14 tie with the final scoring play in a 21-14 win ... In win Dec. 14 vs. San Francisco, helped support 225-yard rushing output, team's highest of the season.

COLLEGE: Earned all-SEC first-team honors as a Mississippi State senior, and made the SEC Academic Honor Roll for three straight years ... Finished second on team as a senior in knockdown blocks (54), and had 12 catches for 140 yards ... Played 44 career games, with 22 starts, and had 29 career catches for 474 yards.

PERSONAL: Hometown is Aberdeen, Miss. ... Played TE and DE at Aberdeen High School and was a first-team all-state selection as a senior ... Played QB as a junior in high school ... Offseason residence is Atlanta, Ga. ... Holds degree from Mississippi State in industrial technology ... Married (wife Sheila), with a daughter, Kyla (born 5-18-04) ... Hobbies include fishing and basketball ... Member of Alpha Phi Alpha fraternity ... Full name is Reginald Kuta Kelly.

REGGIE KELLY'S STATISTICS

YEAR	TEAM	G-S	Receiving					Rushing					Scoring						
			NO	YDS	AVG	LG	TD	ATT	YDS	AVG	LG	TD	TD	TD-R	TD-P	TD-Rt	2-PIC	PTS	
1999	Atlanta	16-2	8	146	18.3	50	0	—	—	—	—	—	0	0	0	0	0	0	
2000	Atlanta	16-16	31	340	11.0	37	2	—	—	—	—	—	2	0	2	0	0	12	
2001	Atlanta	14-13	16	142	8.9	25	0	—	—	—	—	—	0	0	0	0	0	0	
2002	Atlanta	16-16	14	162	11.6	33	0	—	—	—	—	—	0	0	0	0	0	0	
2003	Cincinnati	12-11	13	81	6.2	13	1	—	—	—	—	—	1	0	1	0	0	6	
2004	Cincinnati	16-15	15	85	5.7	14	0	—	—	—	—	—	0	0	0	0	0	0	
ATL. TOTALS			62-47	69	790	11.4	50	2	—	—	—	—	—	2	0	2	0	0	12
CIN. TOTALS			28-26	28	166	5.9	14	1	—	—	—	—	—	1	0	1	0	0	6
CAREER			90-73	97	956	9.9	50	3	—	—	—	—	—	3	0	3	0	0	18

ADDITIONAL STATISTICS: 1 kickoff return for 14 yards in 2004.

— KELLY'S SINGLE-GAME HIGHS —

RECEIVING — Receptions: 4 (5 times); most recently at Balt. 12-5-04 (for Cin.); **Yards:** 83 vs. St.L. 9-24-00 (for Atl.); **Long:** 50 vs. St.L. 10-17-99 (for Atl.); **Touchdowns:** 1 (3 times); most recently at Cle. 9-28-03 (for Cin.).

— KELLY'S 2004 GAME-BY-GAME STATISTICS —

DATE	OPPONENT	Receiving					Rushing				
		NO	YDS	AVG	LG	TD	ATT	YDS	AVG	LG	TD
9-12	at N.Y. Jets	1	3	3.0	3	0	—	—	—	—	—
9-19	MIAMI	1	-1	-1.0	-1	0	—	—	—	—	—
9-26	BALTIMORE	0	0	—	—	0	—	—	—	—	—
10-3	at Pittsburgh	1	4	4.0	4	0	—	—	—	—	—
10-10	—BYE—	—	—	—	—	—	—	—	—	—	—
10-17	at Cleveland	0	0	—	—	0	—	—	—	—	—
10-25	DENVER	1	14	14.0	14	0	—	—	—	—	—
10-31	at Tennessee	1	8	8.0	8	0	—	—	—	—	—
11-7	DALLAS	2	9	4.5	5	0	—	—	—	—	—
11-14	at Washington	0	0	—	—	0	—	—	—	—	—
11-21	PITTSBURGH	0	0	—	—	0	—	—	—	—	—
11-28	CLEVELAND	0	0	—	—	0	—	—	—	—	—
12-5	at Baltimore	4	25	6.3	11	0	—	—	—	—	—
12-12	at New England	1	5	5.0	5	0	—	—	—	—	—
12-19	BUFFALO	3	18	6.0	10	0	—	—	—	—	—
12-26	N.Y. GIANTS	0	0	—	—	0	—	—	—	—	—
1-2	at Philadelphia	0	0	—	—	0	—	—	—	—	—
TOTALS		15	85	5.7	14	0	—	—	—	—	—

— POSTSEASON —

YEAR	TEAM	G-S	Receiving					Rushing					Scoring						
			NO	YDS	AVG	LG	TD	ATT	YDS	AVG	LG	TD	TD	TD-R	TD-P	TD-Rt	2-PIC	PTS	
2002	Atlanta	2-1	4	33	8.3	15	0	—	—	—	—	—	—	—	—	—	—	—	
CAREER			2-1	4	33	8.3	15	0	—	—	—	—	—	—	—	—	—	—	—

HALF A MILLION WHO DEYS

In 2004, the Bengals topped the 500,000 mark in regular season home attendance for the first time in franchise history. The '04 total was 524,248, smashing the record 479,488 set in 2003. The average crowd for the eight sold-out games last season was 65,531.

Paul Brown Stadium's official capacity for Bengals games is 65,376, but that figure can be exceeded because it does not include areas such as handicapped seating and obstructed-view seats. Also, a sellout for the purpose of live local television can be achieved below the official capacity figure because the 65,376 includes private suites and club seats, which are sold on a season-only basis and do not apply in the NFL's official determination of a sellout.



JON KITNA

Quarterback

Ht: 6-2
Wt: 225
9th year in NFL

College: Central Washington
2004 Games-Starts: 4-3
Career Games-Starts: 89-79

Acquired: UFA(Sea.)01
Born: 9-21-72

After playing every Bengals offensive snap in the 2003 season, Kitna opened 2004 as backup to Carson Palmer, serving as veteran mentor and giving Bengals one of the NFL's best QB depth situations ... Closed '04 in return to starting role after Palmer was sidelined with knee injury, and Bengals were 2-1 in his three starts ... Had his finest NFL season in '03, posting career highs in completions (324), passing yards (3591), TD passes (26), completion percentage (62.3) and passer rating (87.4)

2004 PARTICIPATION: Was active-DNP in the No. 2 QB role for Games 1-12 ... Handed the offensive reins in third quarter of Game 13, Dec. 12 at New England, due to Carson Palmer knee injury ... Started and played every offensive snap in Games 14-16.

2004 HIGHLIGHTS: Posted 93.8 passer rating in relief role Dec. 12 at New England, going 9-for-13 for 126 yards with 27-yard TD pass to Kelley Washington in fourth quarter, and 1 INT ... In first start, Dec. 19 vs. Buffalo, completed 16-of-32 for 151 yards, 1 TD and 2 INTs ... His TD pass vs. Buffalo was 4-yarder to TE Matt Schobel in fourth quarter ... Completed 20-of-32 for 186 yards with 2 TDs and 1 INT in Dec. 26 win vs. N.Y. Giants, leading offense to winning TD on 4-yard pass to Chad Johnson with 0:44 remaining ... Also vs. Giants, had first-quarter 5-yard TD pass to Chad Johnson ... Directed his second straight win in season finale Jan. 2 at Philadelphia, passing 16 of 27 for 160 yards with no INTs and a 20-yard TD pass to T.J. Houshmandzadeh for 14-0 lead in second quarter ... For the season, passed 61-for-104 (58.7%) for 623 yards with 5 TDs and 4 INTs.

PREVIOUS SEASONS: **1996**—Signed by Seattle as an undrafted free agent on April 25 ... Waived on Aug. 19 and signed Aug. 20 to Seahawks practice squad, where he spent the entire season. **1997**—Opened year with Barcelona Dragons of World League ... Named MVP in World Bowl league title game, completing 23-of-31 for 401 yards and 2 TDs in victory over Rhein Fire ... Was runner-up for World League MVP honors after leading league in passes (317), completions (171), yards (2448), and TDs (22) in 10 games ... Rejoined Seahawks for the NFL season, and saw his first three games of NFL action ... Had a memorable first NFL start Dec. 14 at Oakland, subbing for injured Warren Moon and leading second-biggest comeback in franchise history (from a 21-3 deficit to 22-21 win) ... Completed 23-of-37 passes for 283 yards with 1 TD and 2 INTs in the Dec.

14 win ... Prior to the Oakland game, he had seen action for only three NFL plays. **1998**—Started the final five games for Seahawks after being the deactivated third QB in 10 of the first 11 games ... Led Seattle to 3-2 record over the five games and earned his team's Unsung Hero award from NFL Players Association ... Threw five TD passes to WR Joey Galloway in the five games ... First start was Nov. 29 vs. Tennessee, and he responded with an effort good for AFC Offensive Player of Week honors, passing for 298 yards and 2 TDs (1 INT), and leading fourth-quarter drive for winning field goal ... Threw TD passes of 70 and 57 yards to Joey Galloway in a span of 3:00 in 32-31 loss Dec. 6 at N.Y. Jets ... Rallied Seahawks to 17 fourth-quarter points in 27-23 win Dec. 20 vs. Indianapolis. **1999**—Started 15 games as Seahawks won AFC West with 9-7 record and reached the playoffs for the first time since 1988 ... Started the only Seahawks playoff game in 1990s on Jan. 9 vs. Miami, completing 14-of-30 for 162-1-2 in 20-17 loss ... In regular season, completed 270-of-495 passes for 3346 yards with 23 TDs and 16 INTs ... His TD total ranked third in the AFC ... Named AFC Offensive Player of Month for October, after guiding team to a 3-1 record with 7 TD passes against 2 INTs ... Victories in October included a 2-TD pass effort in 27-7 Monday Night Football win at Green Bay ... Did not play Sept. 19 at Chicago, due to sprained toe suffered in season opener Sept. 12 vs. Detroit. **2000**—Started Games 1-5 for Seattle ... Replaced as starter by Damon Huard for Games 6-8, but replaced injured Huard in Game 8, Oct. 22 at Oakland, and went on to start seven of final eight games ... Seahawks were 6-6 in his 12 starts and 0-4 in other games ... Posted completion percentage of 62.0 for the season, hitting on 259-of-418 attempts for 2658 yards, 18 TDs and 19 INTs ... Got a 2-7 club back on winning track when he led a 17-15 victory Nov. 5 vs. San Diego, throwing for 2 TDs ... Led another win Nov. 12 at Jacksonville, passing for 3 TDs and no INTs ... Engineered 27-24 victory over visiting Oakland, eventual AFC West winner, on Dec. 16, leading 50-yard drive in final minutes for winning TD. **2001**—Signed with Bengals on March 8 as unrestricted free agent ... Won QB job in preseason competition with Scott Mitchell, and went on to start 15 games ... Set team record with NFL-high 581 pass attempts ... Threw Bengals-record 68 passes in OT win Dec. 30 vs. Pittsburgh, tying for third-most in NFL history ... His 35 completions vs. Pittsburgh are second on Bengals' all-time list ... His 411 passing yards vs. Pittsburgh were the most by a Bengal in span of 188 games (including postseason), since Boomer Esiason set the existing team mark of 490 on Oct. 7, 1990 at L.A.

Rams ... Kitna won AFC Offensive Player of the Week honors for his Pittsburgh performance, and with 340 passing yards the following week at Tennessee, he set a team record of 751 for yards passing in consecutive games ... Also tied team record for most interceptions in a season (22), sharing the mark with Ken Anderson and Boomer Esiason ... Opened season by becoming first Bengals QB since Greg Cook in 1969 to win his first two starts, piloting home wins over eventual Super Bowl winner New England and defending SB champ Baltimore ... Conquest of Baltimore halted a 12-game win streak (including postseason) for Ravens. **2002**—Kitna revived a struggling Bengals offense, coming off bench to start final 12 games and directing 11 outputs of 300 or more yards ... Led six straight 350-yard outputs (Games 7-12), team's longest such streak since 1986 ... His 294 completions led the Bengals to a team-record 350 for the year ... Was in a reserve role for Games 1-4, as Gus Frerotte won preseason QB competition ... Kitna's 4 TD passes Nov. 3 at Houston were a career high (since tied) ... Rushed for 4 TDs, first pro season with more than 1 rushing score ... Completion percentage in win Nov. 3 at Houston (81.5% on 22-of-27) was Kitna's career high (minimum 10 passes) ... On Dec. 22 vs. New Orleans, directed offense on a pair of fourth-quarter TD drives rallying Bengals from 13-7 deficit to 20-13 win. **2003**—Though Kitna's 2002 statistics were solid, his '03 performance won him Comeback Player of the Year honors from *Associated Press* and *Pro Football Weekly* ... Comeback Player honors appeared tied to Kitna's leadership role in the team's NFL-best improvement from '02 to '03 (from 2-14 record to 8-8) ... His plus-11 differential in TD passes (26) against INTs (15) was best since 1989 for a Bengals QB with 20 or more TD throws ... Only NFL QB in 2003 to play every offensive snap for his team, and became first player in Bengals history to throw every one of the team's passes in a season ... His 324 completions ranked second in Bengals history behind Jeff Blake's 326 in 1995 ... TD pass total of 26 ranked second in the AFC ... Completion percentage of 62.3 was highest for a Bengals QB with 200 or more attempts since 1984 ... Had four games (all victories) in which he passed for as many as 3 TDs with no INTs ...

Led dramatic 24-20 comeback win Nov. 30 at Pittsburgh, with game-winning 18-yard TD pass to TE Matt Schobel with 0:13 remaining ... Had 20 TDs and only 1 INT in the eight Bengals victories ... Threw 137 straight passes with no INTs over span of more than 17 quarters from Nov. 9 through Dec. 7 ... In victory Oct. 19 vs. Baltimore, had a career-long 82 yard TD pass to Chad Johnson ... Had 53-yard TD pass to Chad Johnson with 8:03 left for a 27-24 win Oct. 26 vs. Seattle ... Posted his third plus-100 passer rating (102.7) of the season in victory Nov. 16 vs. previously unbeaten Kansas City, including 77-yard TD pass to Peter Warrick in fourth quarter ... Tied his career high with 4 TD passes (and no INTs) in win Nov. 23 at San Diego.

COLLEGE: First-team NAIA All-America choice as a senior at Central Washington University (Ellensburg, Wash.) ... Started 14 games and led Wildcats to the NAIA championship game, completing 364-of-576 passes for 4616 yards with 42 TDs and 14 INTs ... Finished his career completing 911-of-1550 passes (58.8%) for 12,353 yards, 99 TDs and 59 INTs in 43 games ... Had 17 games with over 300 yards passing ... Threw for nearly twice as many TDs (93) as INTs (47) over his last three seasons.

PERSONAL: Hometown is Tacoma, Wash. ... Now lives year-round in Cincinnati ... Lettered in football, baseball and basketball at Tacoma's Lincoln High School ... Graduated from Central Washington with degree in math education ... Married (wife Jennifer), with sons Jordan (born 10-30-97) and Jalen (3-22-03) and daughter Jada (11-18-98) ... Also is guardian of two teenage cousins, Chris (11-3-85) and Casey (7-8-87) ... Started the Jon and Jennifer Kitna Eternal Blessings Foundation in 2001, supporting various Christian ministries ... Started a Christian-based ministry at Remann Hall in Tacoma, recruiting teammates to join him in spending time with the teenagers at the center ... Jon and Jennifer plan to be high school teachers when Jon retires from football, Jon teaching math and Jennifer teaching physical education ... Jon's hobbies include Bible stories, golf, boating and camping.

JON KITNA'S STATISTICS

YEAR	TEAM	G-S	Passing											
			ATT	CMP	PCT	YDS	YDS/ATT	TD	TD%	INT	INT%	LG	SKD-YDS	RAT
1996	Seattle	0-0	DID NOT PLAY*											
1997	Seattle	3-1	45	31	68.9	371	8.24	1	2.2	2	4.4	61	3-10	82.7
1998	Seattle	6-5	172	98	57.0	1177	6.84	7	4.1	8	4.7	70	11-72	72.3
1999	Seattle	15-15	495	270	54.5	3346	6.76	23	4.6	16	3.2	51	32-198	77.7
2000	Seattle	15-12	418	259	62.0	2658	6.36	18	4.3	19	4.5	71	33-166	75.6
2001	Cincinnati	16-15	581	313	53.9	3216	5.54	12	2.1	22	3.8	49	25-185	61.1
2002	Cincinnati	14-12	473	294	62.2	3178	6.72	16	3.4	16	3.4	72	24-159	79.1
2003	Cincinnati	16-16	520	324	62.3	3591	6.91	26	5.0	15	2.9	82	37-249	87.4
2004	Cincinnati	4-3	104	61	58.7	623	5.99	5	4.8	4	3.8	30	6-41	75.9
SEA. TOTALS	39-33	1130	658	58.2	7552	6.68	49	4.3	45	4.0	71	79-446	76.3	
CIN. TOTALS	50-46	1678	992	59.1	10,608	6.32	59	3.5	57	3.4	82	92-634	75.3	
CAREER	89-79	2808	1650	58.8	18,160	6.47	108	3.8	102	3.6	82	171-1080	75.7	

ADDITIONAL STATISTICS: Kitna passed for 1 two-point conversion in 2001.

(continued)

YEAR	TEAM	Rushing					Receiving					Scoring					
		ATT	YDS	AVG	LG	TD	NO	YDS	AVG	LG	TD	TD	TD-R	TD-P	TD-RT	2PIC	PTS
1996	Seattle	DID NOT PLAY*					DID NOT PLAY*					DID NOT PLAY*					
1997	Seattle	10	9	0.9	8	1	—	—	—	—	—	1	1	0	0	0	6
1998	Seattle	20	67	3.4	21	1	—	—	—	—	1	1	0	0	0	6	
1999	Seattle	35	56	1.6	10	0	—	—	—	—	0	0	0	0	0	0	
2000	Seattle	48	127	2.6	13	1	—	—	—	—	1	1	0	0	0	6	
2001	Cincinnati	27	73	2.7	20	1	—	—	—	—	1	1	0	0	0	6	
2002	Cincinnati	24	57	2.4	12†	4	—	—	—	—	4	4	0	0	0	24	
2003	Cincinnati	38	113	3.0	15	0	—	—	—	—	0	0	0	0	0	0	
2004	Cincinnati	10	42	4.2	15	0	—	—	—	—	0	0	0	0	0	0	
SEA. TOTALS		113	259	2.3	21	3	—	—	—	—	3	3	0	0	0	18	
CIN. TOTALS		99	285	2.9	20	5	—	—	—	—	5	5	0	0	0	30	
CAREER		212	544	2.6	21	8	—	—	—	—	8	8	0	0	0	48	

*NOTE: Kitna was on the practice squad for 16 games with Seattle in 1996.

— KITNA'S SINGLE-GAME HIGHS —

PASSING — Attempts: 68 vs. Pitt. 12-30-01 (for Cin.); Completions: 35 vs. Pitt. 12-30-01 (for Cin.); Yards: 411 vs. Pitt. 12-30-01 (for Cin.); Touchdowns: 4 (twice); most recently at S.D. 11-23-03 (for Cin.); Interceptions: 5 vs. T.B. 11-28-99 (for Sea.); Long: 82 (to Chad Johnson vs. Balt. 10-19-03 (TD) (for Cin.)).

RUSHING — Attempts: 7 (3 times); most recently at Den. 12-10-00 (for Sea.); Yards: 27 (twice); most recently vs. Sea. 10-26-03 (for Cin.); Touchdowns: 1 (8 times); most recently at Buff. 12-29-02 (for Cin.); Long: 21 at NYJ 12-6-98 (for Sea.).

— POSTSEASON —

Passing

YEAR	TEAM	G-S	ATT	CMP	PCT	YDS	YDS/ATT	TD	TD%	INT	INT%	LG	SKD-YDS	RAT
1999	Seattle	1-1	30	14	46.7	162	5.4	1	3.3	2	6.7	22	6-32	46.8
CAREER		1-1	30	14	46.7	162	5.4	1	3.3	2	6.7	22	6-32	46.8

POSTSEASON RUSHING STATISTICS: 1 attempt for 1 yard in 1999.

(continued)

SEND 'EM HOME HAPPY

The Bengals have won five of their last six regular-season home finales, 10 of the last 12, 14 of the last 17, and 19 of the last 23.

Five of the victories have come on game-ending field goals — by **Neil Rackers** both in 2001 vs. Pittsburgh and in '00 vs. Jacksonville; by **Doug Pelfrey** both in 1995 vs. Minnesota and '94 vs. Philadelphia; and by **Jim Breech** vs. Washington in '88.

The Bengals' last 23 final regular-season home games:

Season	Opponent	W/L	Score	Season	Opponent	W/L	Score
2004	N.Y. Giants	W	23-22	1992	Indianapolis	L	17-21
2003	Cleveland	L	14-22	1991	New England	W	29-7
2002	New Orleans	W	20-13	1990	Cleveland	W	21-14
2001	Pittsburgh	W	26-23 (OT)	1989	Houston	W	61-7
2000	Jacksonville	W	17-14	1988	Washington	W	20-17 (OT)
1999	Cleveland	W	44-28	1987	New Orleans	L	24-41
1998	Tampa Bay	L	0-35	1986	N.Y. Jets	W	52-21
1997	Baltimore	W	16-14	1985	Dallas	W	50-24
1996	Indianapolis	W	31-24	1984	Buffalo	W	52-21
1995	Minnesota	W	27-24	1983	Detroit	W	17-9
1994	Philadelphia	W	33-30	1982	Seattle	W	24-10
1993	Atlanta	W	21-17				

DATE	OPP	ATT	CMP	YDS	SKD-YDS	TD	LG	INT
1997 (For Seattle)								
8-31	NYJ							
9-7	Den.							
9-14	@Ind.	0	0	0	0-0	0	—	0
9-21	S.D.							
9-28	@K.C.							
10-5	Tenn.							
10-12	—BYE—							
10-19	@S.L.							
10-26	Oak.							
11-2	@Den.							
11-9	@S.D.							
11-16	@N.O.							
11-23	K.C.							
11-30	Atl.							
12-7	@Balt.							
12-14	@Oak.	37	23	283	2-5	1	61	2
12-21	S.F.	8	8	88	1-5	0	19	0
1998 (For Seattle)								
9-6	@Phil.							
9-13	Ariz.							
9-20	Wash.							
9-27	@Pitt.							
10-4	@K.C.	12	3	42	0-0	0	16	1
10-11	Den.							
10-18	—BYE—							
10-25	@S.D.							
11-1	Oak.							
11-8	K.C.							
11-15	@Oakland							
11-22	@Dall.							
11-29	Tenn.	39	24	298	1-2	2	59t	1
12-6	@NYJ	24	17	278	1-7	2	70t	2
12-13	S.D.	31	16	140	2-10	1	15	3
12-20	Ind.	29	16	177	4-27	1	22	0
12-27	@Den.	37	22	242	3-26	1	24	1
1999 (For Seattle)								
9-12	Det.	30	20	202	6-28	2	26t	0
9-19	@Chi.							
9-26	@Pitt.	29	18	265	1-14	0	51	0
10-3	Oak.	30	15	213	2-12	2	29t	1
10-10	—BYE—							
10-17	@S.D.	29	17	151	3-11	1	25	1
10-24	Buff.	30	17	276	1-1	2	43t	0
11-1	@G.B.	19	12	109	2-19	2	21	0
11-7	Cin.	24	14	202	2-15	3	32	2
11-14	Den.	31	16	235	1-5	2	39	1
11-21	@K.C.	33	14	235	0-0	2	45t	1
11-28	T.B.	44	19	197	3-27	0	34	5
12-5	@Oak.	39	22	245	1-11	2	31t	2
12-12	S.D.	40	25	285	3-14	1	48	1
12-19	@Den.	42	22	278	3-28	2	36t	0
12-26	K.C.	30	18	216	3-9	2	20t	0
1-2	@NYJ	45	21	237	1-4	0	32	2
2000 (For Seattle)								
9-3	@Mia.	15	6	54	1-0	0	14	4
9-10	S.L.	31	20	245	3-8	1	34t	2
9-17	N.O.	29	22	193	4-24	1	25	1
9-24	@S.D.	21	11	196	5-35	1	68t	0
10-2	@K.C.	28	17	140	5-37	1	23	1
10-8	@Car.							
10-15	Ind.	6	5	57	1-4	0	18	0
10-22	@Oak.	18	11	85	1-1	0	14	0
10-29	K.C.	42	26	224	3-16	2	17	3
11-5	S.D.	19	11	85	1-7	2	18	1
11-12	@Jax.	33	22	231	1-1	3	30	0
11-19	—BYE—							
11-26	Den.	42	20	226	0-0	1	59	2
12-3	@Atl.	34	25	252	0-0	1	71	0
12-10	@Den.	41	26	298	0-0	3	37	3
12-16	Oak.	30	19	177	3-24	2	21	1
12-23	Buff.	29	18	195	5-9	0	45	1

DATE	OPP	ATT	CMP	YDS	SKD-YDS	TD	LG	INT
2001 (For Cincinnati)								
9-9	N.E.	27	18	204	1-8	1	34	0
9-23	Balt.	30	19	154	2-18	1	41	0
9-30	@S.D.	32	18	135	2-9	2	20	3
10-7	@Phil.	34	19	164	2-15	1	22	1
10-14	Cle.	38	20	201	0-0	1	33	0
10-21	Chi.	46	19	244	2-15	0	27	1
10-28	@Det.	27	17	204	1-16	2	30t	2
11-4	—BYE—							
11-11	@Jax.	48	28	303	4-24	0	32	1
11-18	Tenn.	41	23	234	1-10	1	27	2
11-25	@Cle.	19	8	85	0-0	0	22	2
12-2	T.B.	38	19	144	3-29	1	19	1
12-9	Jax.	30	16	147	1-7	0	17	1
12-16	@NYJ	17	10	93	0-0	0	17	3
12-23	@Balt.	39	16	153	3-22	0	20	3
12-30	Pitt.	68	35	411	2-8	2	49	1
1-6	@Tenn.	47	28	340	1-4	0	39	1
2002 (For Cincinnati)								
9-8	S.D.							
9-15	@Cle.	0	0	0	0-0	0	—	0
9-22	@Atl.	35	18	136	1-6	0	20	1
9-29	T.B.							
10-6	@Ind.	43	31	244	1-7	1	30t	3
10-13	Pitt.	35	23	222	5-32	0	23	3
10-20	—BYE—							
10-27	Tenn.	23	17	193	0-0	2	24	0
11-3	@Hou.	27	22	263	0-0	4	33t	0
11-10	@Balt.	41	28	272	3-23	2	39t	3
11-17	Cle.	30	17	258	1-10	1	72t	0
11-24	@Pitt.	39	22	298	1-0	1	55	0
12-1	Balt.	46	30	308	1-4	2	35t	1
12-8	@Car.	37	25	295	4-38	2	37t	0
12-15	Jax.	42	22	258	3-23	0	44	1
12-22	N.O.	40	20	190	2-7	1	30t	2
12-29	@Buff.	35	19	241	2-8	0	50	2
2003 (For Cincinnati)								
9-7	Den.	37	20	264	4-21	1	41t	2
9-14	@Oak.	41	25	303	2-15	1	34	2
9-21	Pitt.	24	16	157	4-32	1	31	1
9-28	@Cleve.	31	23	215	0-0	3	55t	0
10-5	@Buff.	44	26	225	1-13	0	20	1
10-12	—BYE—							
10-19	Balt.	27	16	274	4-30	3	82t	0
10-26	Sea.	30	18	226	2-8	2	53t	0
11-2	@Ariz.	38	21	218	2-3	1	41	2
11-9	Hou.	26	18	182	0-0	1	25	1
11-16	K.C.	32	19	233	2-11	2	77t	0
11-23	@S.D.	38	24	243	1-9	4	30	0
11-30	@Pitt.	32	18	271	1-5	3	58	0
12-7	@Balt.	31	23	214	6-46	1	34	2
12-14	S.F.	25	18	189	2-21	2	31	0
12-21	@S.L.	29	16	202	3-15	1	47	3
12-28	Cle.	35	23	175	3-19	0	19	1
2004 (For Cincinnati)								
9-12	@NYJ							
9-19	Mia.							
9-26	Balt.							
10-3	@Pitt.							
10-10	—BYE—							
10-17	@Cle.							
10-25	Den.							
10-31	@Tenn.							
11-7	Dall.							
11-14	@Wash.							
11-21	Pitt.							
11-28	Cle.							
12-5	@Balt.							
12-12	@N.E.	13	9	126	0-0	1	30	1
12-19	Buff.	32	16	151	3-25	1	24	2
12-26	NYG	30	20	186	3-16	2	21	1
1-2	@Phil.	27	16	160	0-0	1	27	0
CAREER		2808	1650	18,160	171-1080	108	82t	102



SCOTT KOOISTRA

Guard

75

Ht: 6-6

Wt: 320

3rd year in NFL

College: North Carolina State

2004 Games-Starts: 16-0

Career Games-Starts: 24-0

Acquired: D7a03

(215th overall)

Born: 10-14-80

Second-year lineman saw action in all 16 games on special teams in '04 while playing periodically on offense ... Can play tackle as well as guard.

2004 RECAP: Saw action on offense in some short-yardage situations, and played LOT in place of Levi Jones on downs when Jones was moved to blocking TE ... On Nov. 7 vs. Dallas, saw action in the fourth quarter at ROT, replacing Willie Anderson when Anderson was rested due to knee soreness ... On special teams Dec. 12 at New England, had a key block on Kyle Larson's 11-yard TD run on a fake FG ... Filled in at ROT on Jan. 2 at Philadelphia when Anderson was rested in fourth quarter.

2003: Drafted by Bengals in seventh round (215th overall) ... Signed on June 4 ... Played in regular-season Games 1-5 and 8-10, and was inactive for the other eight games except for Game 15 at St. Louis, when he was active but did not play ... Made NFL debut on special teams Sept. 7 vs. Denver ... Saw first action with offense Nov. 2 at Arizona,

... serving briefly as extra blocking TE ... Also saw brief TE action Nov. 9 vs. Houston and Nov. 16 vs. Kansas City.

COLLEGE: Started every game at OT as a junior and a senior at N.C. State ... As a senior in 2002, was starting RT for team that posted 11-3 record, capped by 28-6 conquest of Notre Dame in Gator Bowl ... Credited with 73 knockdown blocks for offense that averaged 391.8 yards per game.

PERSONAL: Hometown is Cary, N.C. ... Attended Cary High School, where he started as a lineman on both sides of the ball ... History major at N.C. State ... Hobbies include movies, water sports, working out and listening to music ... Last name is pronounced "KOO-struh."

SCOTT KOOISTRA'S STATISTICS

YEAR	TEAM	GAMES	STARTS
2003	Cincinnati	8	0
2004	Cincinnati	16	0
CAREER		24	0



CRAIG KRENZEL

Quarterback

6

Ht: 6-4

Wt: 228

2nd year in NFL

College: Ohio State

2004 Games-Starts: 6-5 (Chi.)

Career Games-Starts: 6-5

Acquired: W(Chi.)05

Born: 7-1-81

The NFC's most productive rookie QB in 2004, Krenzel was acquired by Bengals on waivers from Chicago on 6-20-05 ... Made five starts for Bears after midseason promotion, and became only the seventh QB since 1970 NFL-AFL merger to win his first three starts ... Suffered ankle injury in his fifth start, Thanksgiving Day at Dallas, and missed rest of season ... Fifth-round draft pick after an Ohio State career that saw him lead Buckeyes to 14-0 record and the national championship in his junior season of 2002.

2004 PARTICIPATION: Drafted by Chicago in fifth round (148th overall) ... Signed July 28 ... On 53-player roster but did not play in Games 1-5 ... Made NFL debut in reserve role in Game 6, Oct. 24 at Tampa Bay ... With Rex Grossman injured and Jonathan Quinn struggling, Krenzel got first NFL start in Game 7, Oct. 31 vs. San Francisco, and also started Games 8-11 ... Could not finish Game 11, Nov. 25 at Dallas, due to ankle sprain ... Inactive as third QB Dec. 5 vs. Minnesota, and placed Dec. 7 on Reserve/Injured list.

2004 HIGHLIGHTS: In his first three starts, directed wins that lifted Bears to a 4-5 record after team had opened at 1-5 ... His first pass as a starter produced a TD, on 49-yard play to Bernard Berrian in win Oct. 31 vs. San Francisco, and he became first NFL QB since 49ers' Elvis Grbac in 1995 to throw for TD on first pass of his first start ... Also started and led wins Nov. 7 at N.Y. Giants and Nov. 14 at Tennessee ... Led Bears back from 14-0 deficit in Giants game, throwing 35-yard TD pass to Berrian in second quarter and scoring on two-point conversion run in fourth quarter ... In 19-17 OT win at Tennessee, completed 5 of 7 passes on FG drive that tied the score at 17-17 late in fourth quarter ... Threw for season-high 175 yards as starter in loss Nov. 21 vs. Indianapolis ... Passed 5-for-10 for 46 yards as starter Nov. 25 at Dallas before he was sidelined by ankle sprain.

COLLEGE: Posted 24-3 record as Ohio State's starting QB over 2002-03 seasons, including 14-0 mark in '02 as Buckeyes capped a 14-0 national championship season ...

Named MVP of Fiesta Bowl following '02 season; passed for 122 yards and rushed for 81 in national title game vs. Miami ... Also was Fiesta Bowl MVP as a senior, leading 35-28 win over Kansas State to complete a 10-3 season ... Played mostly as a reserve in 2000 and '01, and finished career completing 329-of-579 passes for 4493 yards with 28 TDs and 21 INTs in 35 games ... In his first collegiate start in 2001, led OSU to its first win at Michigan since 1987.

... Attended Henry Ford High School, where he threw for 20 TDs as a senior and earned honorable mention All-America honors from *USA Today* ... Plans to someday enter medical school ... At Ohio State, he earned numerous academic honors as a Molecular Genetics major ... Named winner of the 2003 Draddy Award (nation's top scholar-athlete), and was chosen for the National Football Foundation and Hall of Fame post-graduate scholarship ... Older brother, Brian, played football at Duke and has been in medical school at Louisville.

PERSONAL: Hometown is Sterling Heights, Mich.

CRAIG KRENZEL'S STATISTICS

YEAR TEAM	G-S	Passing											
		ATT	CMP	PCT	YDS	YDS/ATT	TD	TD%	INT	INT%	LG	SKD-YDS	RAT
2004 Chicago	6-5	127	59	46.5	718	5.65	3	2.4	6	4.7	49t	23-158	52.5
CAREER	6-5	127	59	46.5	718	5.65	3	2.4	6	4.7	49t	23-158	52.5

YEAR TEAM	Rushing					Receiving					Scoring					
	ATT	YDS	AVG	LG	TD	NO	YDS	AVG	LG	TD	TD	TD-R	TD-P	TD-RI	2PIC	PTS
2004 Cincinnati	18	41	2.3	12	0	—	—	—	—	—	0	0	0	0	1	2
CAREER	18	41	2.3	12	0	—	—	—	—	—	0	0	0	0	1	2

KRENZEL'S SINGLE-GAME HIGHS

PASSING — Attempts: 28 at Tenn. 11-14-04 (for Chi.); **Completions:** 14 vs. Ind. 11-21-04 (for Chi.); **Yards:** 175 vs. Ind. 11-21-04 (for Chi.); **Touchdowns:** 1 (3 times); most recently vs. Ind. 11-21-04 (for Chi.); **Interceptions:** 2 (twice); most recently vs. Ind. 11-21-04 (for Chi.); **Long:** 49 (to Bernard Berrian) vs. S.F. 10-31-04 (TD) (for Chi.).

KRENZEL'S 2004 GAME-BY-GAME STATISTICS (FOR CHICAGO)

DATE	OPPONENT	Passing								Rushing				
		ATT	CMP	YDS	SKD-YDS	TD	LG	INT	RAT	ATT	YDS	AVG	LG	TD
9-12	DETROIT	INACTIVE (DESIGNATED THIRD QUARTERBACK)								INACTIVE (3RD QB)				
9-19	at Green Bay	INACTIVE (DESIGNATED THIRD QUARTERBACK)								INACTIVE (3RD QB)				
9-26	at Minnesota	INACTIVE (DESIGNATED THIRD QUARTERBACK)								INACTIVE (3RD QB)				
10-3	PHILADELPHIA	DID NOT PLAY								DID NOT PLAY				
10-10	—BYE—													
10-17	WASHINGTON	DID NOT PLAY								DID NOT PLAY				
10-24	at Tampa Bay	19	9	69	2-12	0	14	1	34.8	1	4	4.0	4	0
10-31	SAN FRANCISCO	25	13	158	5-34	1	49t	1	70.1	4	9	2.3	10	0
11-7	at N.Y. Giants	21	8	144	5-35	1	35t	0	78.3	6	12	2.0	12	0
11-14	at Tennessee	28	10	116	5-41	0	32	2	19.3	1	9	9.0	9	0
11-21	INDIANAPOLIS	24	14	175	4-30	1	43	2	60.2	4	5	1.3	4	0
11-25	at Dallas	10	5	46	2-6	0	13	0	62.9	2	2	1.0	2	0
12-5	MINNESOTA	INACTIVE								INACTIVE				
12-12	at Jacksonville	RESERVE/INJURED								RESERVE/INJURED				
12-19	HOUSTON	RESERVE/INJURED								RESERVE/INJURED				
12-26	at Detroit	RESERVE/INJURED								RESERVE/INJURED				
1-2	GREEN BAY	RESERVE/INJURED								RESERVE/INJURED				
TOTALS		127	59	718	23-158	3	49t	6	52.5	18	41	2.3	12	0



KYLE LARSON

Punter

Ht: 6-1
Wt: 204
2nd year in NFL

College: Nebraska
2004 Games-Starts: 16-0
Career Games-Starts: 16-0

Acquired: CFA'04
Born: 9-2-80

College free agent from Nebraska handled all punts in 2004 and was named to Pro Football Weekly's All-Rookie team ... Averaged 42.2 yards on 83 punts, with 1 punt blocked ... His average ranked eighth in AFC and was best by a Bengals punter since Lee Johnson's 44.7 in 1998 ... Larson's net average of 35.5 was Bengals' best

since 35.6 by Johnson in '98 ... Also was the holder for placekicks, handling all snaps cleanly ... Scored a TD on an 11-yard run as holder on a fake FG attempt on Dec. 12 at New England.

2004 PARTICIPATION: Signed April 27 with Bengals

as college free agent ... Played in all 16 games.

2004 HIGHLIGHTS: Was first Bengals rookie since Dale Livingston in the inaugural 1968 season to sign originally with Cincinnati and assume No. 1 punting job ... Ranked sixth in AFC with a plus-15 differential on inside-20 kicks (21) against touchbacks (6) ... In NFL debut Sept. 12 at N.Y. Jets, averaged 50.3 yards on 3 punts and had 2 inside-20s with no touchbacks ... His 46.0 net avg. for the Jets game led the NFL after Week 1 ... Punted 10 times, 1 short of Bengals game record and tied for AFC high in '04, in victory Sept. 19 vs. Miami, averaging 41.8 yards with 2 inside-20s and no touchbacks ... Had season-high 4 inside-20s on Oct. 3 at Pittsburgh, with 1 touchback ... Had 3 inside-20s and no touchbacks in Monday night win Oct. 25 vs. Denver, averaging 38.2 on 5 punts ... Averaged a season best 53.2 yards on 5 punts Oct. 31 at Tennessee, including his longest (66) ... On Nov. 21 vs. Pittsburgh, averaged 46.7 yards on 7 punts with 1 inside-20 and no touchbacks ... Averaged 52.5-yards on 2 punts in win Nov. 28 vs. Cleveland, with both kicks pinning Browns inside 20-yard line ... On Dec. 12 at New England, his 11-yard TD run as holder on fake FG

pulled the Bengals to within 35-21 of Patriots in third quarter ... Had a punt blocked, Dec. 19 vs. Buffalo, as Buffalo's Jason Peters took advantage of a protection breakdown and blocked punt which he recovered in end zone for TD ... On Dec. 26 vs. N.Y. Giants, averaged 46.7 yards on 3 punts with 1 inside-20 and 1 touchback.

COLLEGE: As a senior in 2003, set Nebraska record with a 45.1-yard avg. on 66 punts, earning All-Big 12 honors ... Was a finalist for 2003 Ray Guy Award (for nation's top punter) and was first-team All-America selection by American Football Coaches Association ... Averaged 43.7 yards on 195 career punts, second-highest in Nebraska history ... Played three seasons (2001-03); redshirted in 1999 and saw no action in 2000 as a freshman backup.

PERSONAL: Hometown is Funk, Neb. ... Attended Kearney (Neb.) High School, where he earned all-state honors with 46.5-yard punting average as a senior while also playing center and linebacker ... Married (wife Lindsay) ... Holds degree in business administration from Nebraska, and during his college career he was three-time member of Big 12 Commissioner's Academic Honor Roll.

KYLE LARSON'S STATISTICS

YEAR TEAM	G-S	Punting										Special Teams					
		NO	YDS	AVG	NET	TB	IN-20	LG	BLK	ST	AT	TT	FF	FR-YDS	BP	BFG	BXP
2004 Cincinnati	16-0	83	3499	42.2	35.5	7	21	66	1	1	1	2	0	0-0	0	0	0
CAREER	16-0	83	3499	42.2	35.5	7	21	66	1	1	1	2	0	0-0	0	0	0

YEAR TEAM	Rushing					Receiving					Scoring					
	ATT	YDS	AVG	LG	TD	NO	YDS	AVG	LG	TD	TD	TD-R	TD-P	TD-RI	2-PIC	PTS
2004 Cincinnati	1	11	11.0	11	1	—	—	—	—	—	1	1	0	0	0	6
CAREER	1	11	11.0	11	1	—	—	—	—	—	1	1	0	0	0	6

— LARSON'S SINGLE-GAME HIGHS —

PUNTING — Most Punts: 10 vs. Mia. 9-19-04; **Most Punting Yards:** 418 vs. Mia. 9-19-04 (10 punts); **Long Punt:** 66 at Tenn. 10-31-04; **Most Inside-20 Punts:** 4 at Pitt. 10-3-04; **Blocked Punts:** 1 vs. Buff. 12-19-04.

— LARSON'S 2004 GAME-BY-GAME PUNTING —

DATE	OPPONENT	NO	YDS	AVG	NET	TB	IN-20	LG	BLK
9-12	at N.Y. Jets	3	151	50.3	46.0	0	2	51	0
9-19	MIAMI	10	418	41.8	34.0	0	2	54	0
9-26	BALTIMORE	5	206	41.2	24.4	0	1	47	0
10-3	at Pittsburgh	6	213	35.5	31.2	1	4	45	0
10-10	—BYE—								
10-17	at Cleveland	8	335	41.9	38.4	0	1	52	0
10-25	DENVER	5	191	38.2	37.8	0	3	45	0
10-31	at Tennessee	5	266	53.2	44.6	2	0	66	0
11-7	DALLAS	5	199	39.8	35.6	0	0	49	0
11-14	at Washington	6	238	39.7	30.5	1	1	49	0
11-21	PITTSBURGH	7	327	46.7	34.9	0	1	54	0
11-28	CLEVELAND	2	105	52.5	49.5	0	2	53	0
12-5	at Baltimore	4	153	38.3	34.3	1	2	44	0
12-12	at New England	2	61	30.5	30.5	0	1	36	0
12-19	BUFFALO	5	204	40.8	33.3	0	0	47	1
12-26	N.Y. GIANTS	3	140	46.7	39.0	1	1	52	0
1-2	at Philadelphia	7	292	41.7	36.6	1	0	55	0
TOTALS		83	3499	42.2	35.5	7	21	66	1



PETE LOUGHEED

Offensive Tackle



Ht: 6-5
Wt: 300
1st year in NFL*

College: Purdue
2004 Games-Starts: 0-0
Career Games-Starts: 0-0

Acquired: PS(Cin.)04
Born: 11-5-79

Lougheed closed 2004 Bengals season with his first berth on an NFL 53-player roster after holding spot on Cincinnati practice squad for the first 15 games ... First experience in NFL was as college free agent in Chicago's 2003 training camp.

2004 RECAP: Began year on Bengals offseason roster after signing as free agent on 12-29-03 ... Saw action in all four Bengals preseason games ... Waived on Sept. 5, and signed to Cincinnati practice squad on Sept. 6 ... Signed to Bengals 53-player roster on Dec. 31 ... On inactive list for season finale Jan. 2 at Philadelphia.

2003: Signed with Chicago following the 2003 NFL Draft as a college free agent ... Played in Bears' first two preseason games ... Active but did not play in third preseason game ... Waived on Aug. 26.

COLLEGE: Played at Purdue from 1999-2002 (redshirted in '98) ... Began college career as a TE before moving full-time to OT prior to his junior season ... Started at LT for all 25 games during his junior and senior seasons ... Earned honorable mention All-Big Ten honors as a senior, blocking for an offense that averaged 452.2 yards per game, including an average of 196.5 rushing yards ... Caught 4 passes for 56 yards and a TD as a sophomore TE.

PERSONAL: Hometown is Fort Wayne, Ind. ... Attended Homestead High School, where he earned all-state honors as a senior FB, with 850 rushing yards, 300 receiving yards and 26 TDs ... Named Boys Athlete of the Year as a prep senior by *Fort Wayne News-Sentinel* ... Industrial engineering major at Purdue, he earned Academic All-Big Ten honors in his last three seasons ... Third-generation Purdue player, as father was a Boilermaker punter and grandfather was a guard ... Full name is Peter Zebediah Lougheed ... Last name is pronounced "LOCK-eed."

*NOTE: Lougheed did not earn an accrued year of experience toward NFL free agency in 2003 or 2004 because he was not on an NFL 53-player roster, a Reserve/Injured list, a Reserve/Physically Unable to Perform list for the required minimum of six games in either season. He is designated a first-year player in 2005.

PETE LOUGHEED'S STATISTICS

YEAR	TEAM	GAMES	STARTS
2003		**0	0
2004	Cincinnati	**0	0
CAREER		0	0

**NOTE: Lougheed was not with an NFL team in 2003. He was on the practice squad for 15 games and did not play in one game with Cincinnati in 2004.



CALEB MILLER

Linebacker



Ht: 6-3
Wt: 228
2nd year in NFL

College: Arkansas
2004 Games-Starts: 13-3
Career Games-Starts: 13-3

Acquired: D3a'04
(80th overall)
Born: 9-3-80

Third-round pick in 2004 NFL Draft played in 13 games with three starts, but was slowed through much of the year by ankle injuries ... Had 36 tackles (18 solo) with 1 pass defended, plus 6 special teams tackles ... Has been timed at 4.66 seconds in 40-yard dash, and remains a cog in Bengals' plan to add speed to the LB corps ... Posted third-most career tackles (368) in University of Arkansas history.

2004 PARTICIPATION: Played in Games 1, 3-8 and 11-16 ... Started in Games 1, 4 and 6 ... Inactive for Game 2 with ankle sprain, and inactive for Games 9-10 after aggravating the injury in Game 8, Nov. 7 vs. Dallas.

2004 HIGHLIGHTS: Started at OLB in season opener Sept. 12 at N.Y. Jets, replacing injured Brian Simmons, but suffered ankle sprain after making 1 solo tackle ... Inactive due to the ankle injury on Sept. 19 vs. Miami ... Had 6 tackles (2 solo) in start at MLB on Oct. 3 at Pittsburgh, replacing injured Nate Webster ... Had 9 tackles (6 solo) on Oct. 17 at Cleveland ... Made third start in Monday night win Oct. 25 vs. Denver, recording 6 tackles (2 solo) ... Tied for team lead with personal season high of 11 tackles (6 solo) on Oct. 31 at Tennessee, and also had a pass defended ... Had 3 tackles Dec. 12 at New England ... On Dec. 26 vs. N.Y. Giants, tied for special teams lead with 2 tackles ... Had 2 special teams tackles Jan. 2 at Philadelphia.

COLLEGE: Three-year standout at strongside LB for Arkansas, starting all 38 games in his sophomore through senior seasons ... His 368 career tackles had been surpassed by only two Razorback players, Tony Bua (408) and Ken Hamlin (381) ... Logged 7.5 sacks ... Also had 4 INTs, 17 passes defensed, 3 fumble recoveries and 5 forced fumbles ... As a senior in 2003, led team in tackles (133) and tackles-for-loss (15) as Arkansas posted 9-4 record with an Independence Bowl victory over Missouri ... Earned third-team All-America and first-team All-Southeastern Conference honors from the *NFL Draft Report*, and was second-team All-SEC in voting by league coaches and *Associated Press* ... Named SEC Defensive Player of Week for his 11 tackles and 1 fumble recovery

Sept. 13 in 38-28 upset win at fifth-ranked Texas.

PERSONAL: Hometown is Sulphur Springs, Texas ... Earned consensus all-state football honors at Sulphur Springs High School, playing OLB, FS and RB, and also excelled in track, winning district titles in the 400 and 800 meters ... Exercise physiology major at Arkansas, and was named three times to Southeastern Conference Academic Honor Roll ... Also three-time Verizon Academic all-district ... Active in community and charity work, he made three trips with college teammates to Honduras to help build houses ... Worked with children in Fayetteville (Ark.) Community Outreach Project ... First name pronounced is "KAY-lebb."

CALEB MILLER'S STATISTICS

YEAR TEAM	G-S	Defense							Interceptions					Scoring					
		ST	AT	TT	SKS-YDS	PBU	FF	FR-YDS	NO	YDS	AVG	LG	TD	TD	In	Rt	FRT	S	PTS
2004 Cincinnati	13-3	18	18	36	0-0	1	0	1-0	—	—	—	—	—	—	—	—	—	—	—
CAREER	13-3	18	18	36	0-0	1	0	1-0	—	—	—	—	—	—	—	—	—	—	—

YEAR TEAM	Special Teams							Kickoff Returns					Punt Returns							
	ST	AT	TT	FF	FR-YDS	BP	BFG	BXP	NO	YDS	AVG	FC	LG	TD	NO	YDS	AVG	FC	LG	TD
2004 Cincinnati	5	1	6	0	0-0	0	0	0	—	—	—	—	—	—	—	—	—	—	—	—
CAREER	5	1	6	0	0-0	0	0	0	—	—	—	—	—	—	—	—	—	—	—	—

MILLER'S 2004 GAME-BY-GAME DEFENSIVE STATISTICS

DATE	OPPONENT	ST	AT	TT	SKS-YDS	INT-YDS	PBU	FF	FR-YDS
9-12	at N.Y. Jets	1	0	1	0-0	0-0	0	0	0-0
9-19	MIAMI				INACTIVE				
9-26	BALTIMORE	0	0	0	0-0	0-0	0	0	0-0
10-3	at Pittsburgh	2	4	6	0-0	0-0	0	0	1-0
10-10	—BYE—								
10-17	at Cleveland	6	3	9	0-0	0-0	0	0	0-0
10-25	DENVER	2	4	6	0-0	0-0	0	0	0-0
10-31	at Tennessee	6	5	11	0-0	0-0	1	0	0-0
11-7	DALLAS	0	0	0	0-0	0-0	0	0	0-0
11-14	at Washington				INACTIVE				
11-21	PITTSBURGH				INACTIVE				
11-28	CLEVELAND	0	0	0	0-0	0-0	0	0	0-0
12-5	at Baltimore	0	0	0	0-0	0-0	0	0	0-0
12-12	at New England	1	2	3	0-0	0-0	0	0	0-0
12-19	BUFFALO	0	0	0	0-0	0-0	0	0	0-0
12-26	N.Y. GIANTS	0	0	0	0-0	0-0	0	0	0-0
1-2	at Philadelphia	0	0	0	0-0	0-0	0	0	0-0
TOTALS		18	18	36	0-0	0-0	1	0	1-0



FREDDIE MILONS

Wide Receiver

81

Ht: 5-11
Wt: 193
3rd year in NFL*

College: Alabama
2004 Games-Starts: 0-0
Career Games-Starts: 0-0

Acquired: FA'05
Born: 6-27-80

Milons was on Bengals practice squad for final six games of 2004, and was signed 1-3-05 as a free agent to offseason roster ... Has two years of previous experience on NFL rosters, but has not been active.

2004 RECAP: Opened training camp with Pittsburgh

... Played in Steelers' first three preseason games, with 1 reception for 26 yards (scoring TD Aug. 14 at Detroit), 2 kickoff returns for 28.5 avg., and 1 rush for 5 yards ... Waived by Pittsburgh on Sept. 1 ... Signed Sept. 7 to Baltimore practice squad ... Released Nov. 9 from Baltimore practice squad, and signed Nov. 23 to Bengals

practice squad, where he finished the '04 season.

PREVIOUS SEASONS: 2002—Drafted by Philadelphia in fifth round (162nd overall) ... On Eagles roster all season, but inactive for all 16 games and both postseason games ... Broken fibula suffered in Aug. 28 preseason finale at N.Y. Jets caused him to miss practice for season's first four weeks. **2003**—Opened training camp with Eagles, but traded to Pittsburgh on Aug. 31 for a conditional draft choice ... Inactive on Pittsburgh's roster for all 16 games.

COLLEGE: One of the most prolific receivers and kick returners in Univ. of Alabama history ... Ended his career with school-record 152 catches, and his 1859 receiving yards ranked second behind Ozzie Newsome (2070) ... Ranked third in Crimson Tide annals with 40 kickoff returns, averaging 22.9 per KOR, and ranked fourth in all-purpose

yards (3449) ... Had 43 punt returns for 10.0 avg., with 3 TDs, and rushed 32 times for 242 yards with 1 TD ... Earned first-team All-SEC honors as a sophomore with school-record 65 catches for 733 yards and 2 TDs ... Named MVP of SEC Championship game vs. Florida as a sophomore.

PERSONAL: Hometown is Starkville, Miss. ... Attended Starkville High School, where he lettered in football, basketball and track ... Majored in sports and fitness management at Alabama ... Enjoys billiards ... Has a son, Freddie Milons III (born 5-3-01) ... Full name is Freddie Walter Milons Jr. ... Last name is pronounced "MILL-ons."

*NOTE: Milons did not earn an accrued year of experience toward NFL free agency in 2004 because he was not on an NFL 53-player roster, a Reserve/Injured list or a Reserve/Physically Unable to Perform list for the required minimum of six games. He is designated a third-year player in 2005.

FREDDIE MILONS' STATISTICS

YEAR	TEAM	G-S	Receiving				Rushing				Scoring							
			NO	YDS	AVG	LG	TD	ATT	YDS	AVG	LG	TD	TD	TD-R	TD-P	TD-Rt	2-PIC	PTS
2002	Philadelphia	0-0																
2003	Pittsburgh	0-0																
2004	Baltimore	0-0																
	Cincinnati	0-0																
PHIL. TOTALS		0-0	0	0			0											
PITT. TOTALS		0-0	0	0			0											
BALT. TOTALS		0-0	0	0			0											
CIN. TOTALS		0-0	0	0			0											
CAREER		0-0	0	0			0											

*NOTE: Milons was inactive for 16 regular-season games and 2 postseason games with Philadelphia in 2002. He was inactive for 16 games with Pittsburgh in 2003. In 2004, he was on the practice squad for 8 games with Baltimore, and he was on the practice squad for 6 games with Cincinnati.



Ht: 6-1

Wt: 215

6th year in NFL

College: Tuskegee

2004 Games-Starts: 12-0

Career Games-Starts: 76-8

Acquired: FA'04

Born: 12-13-74

Veteran of Baltimore's Super Bowl XXXV championship team, Mitchell was with Bengals for final 12 games of 2004 and was a key special teams performer while also seeing action on defense ... Played in every game for Baltimore from 2000-02, and played in every game for Jacksonville in '03 ... In 2000 playoffs for Baltimore, returned a blocked FG 90 yards for a TD against Tennessee ... Re-signed with Bengals on 3-22-05 as unrestricted free agent.

2004 PARTICIPATION: Played in all four preseason games for Jacksonville ... Released by Jaguars on Sept. 5, and signed Oct. 6 with Bengals as free agent ... Played for Cincinnati in Games 5-16.

2004 HIGHLIGHTS: Finished third on Bengals in special teams tackles (16) ... Had 5 tackles with a fumble recovery on defense ... Made Bengals debut Oct. 17 at Cleveland and had 1 special teams tackle ... Tied for team

lead with 2 special teams tackles Oct. 25 vs. Denver, and tied for team lead with 3 on Oct. 31 at Tennessee ... In victory Nov. 7 vs. Dallas, recovered a Vinny Testaverde fumble at Cowboys' 36 in first quarter, setting up FG for game's first score ... On Nov. 21 vs. Pittsburgh, tied for team lead with 3 special teams tackles, and added 1 tackle on defense ... Led special teams with 3 tackles in comeback win Dec. 5 at Baltimore, including stop of punt returner B.J. Sams for 4-yard loss in second quarter ... Had 1 stop on defense and 1 special teams stop Dec. 26 vs. N.Y. Giants.

PREVIOUS SEASONS: 1999—Signed April 26 by Jacksonville as college free agent ... Waived Sept. 1, and signed Sept. 7 to Baltimore practice squad ... Signed Dec. 7 to Ravens 53-player roster, and was inactive for final four games ... Did not earn an accrued year of experience toward NFL free agency. **2000**—Earned Ravens roster spot as a first-year player, and saw action

in all 20 games, including Super Bowl XXXV victory over N.Y. Giants ... Had 1 solo tackle in Super Bowl ... In Divisional playoff on 1-7-01 at Tennessee, returned teammate Keith Washington's blocked FG for a 90-yard TD, giving Ravens the tiebreaking score at 17-10 in an eventual 24-10 win ... Had 1 special teams tackle in Wild Card playoff win Dec. 31 vs. Denver ... Prior to 2000 NFL season, played on another championship club as Rhein Fire won 2000 NFL Europe title. **2001**—Played in all 16 Ravens regular-season games and both postseason games ... Tied for team lead in special teams tackles (18) ... Had 11 tackles and a pass defended on defense ... Had 2 solo tackles and a sack in Wild Card playoff win on 1-13-02 at Miami ... Had 2 tackles on defense and 1 special teams stop in Divisional playoff loss on 1-20-02 at Pittsburgh. **2002**—Played in every game for Baltimore, with a career-high six starts, all at FS ... Started Games 1-2 and 13-16 ... Had his first 3 NFL interceptions, and posted career-high 31 tackles (25 solo) on defense ... Also had 12 special teams tackles ... Had 4 tackles in first career start, Sept. 8 at Carolina ... Had first NFL INT Oct. 13 at Indianapolis ... Also had INTs in final two games, Dec. 22 vs. Cleveland and Dec. 29 at Pittsburgh. **2003**—Traded to Jacksonville by Baltimore on Aug. 26 for a career-high draft choice ... Played in all 16 Jaguars games (fourth straight season of 16 games played), with two starts ... Had 10 tackles on defense and finished second on special teams with 16 stops ... Made starts

at nickel back on Nov. 9 vs. Indianapolis and on Nov. 16 at Tennessee, with 2 tackles and team-leading 4 special teams stops in the Indy game ... Had 3 special teams tackles in season opener Sept. 7 at Carolina.

COLLEGE: A four-year letterman at Tuskegee University, Mitchell switched from QB to DB as a freshman ... Finished his career with 251 tackles, 4 INTs, 9 sacks, 8 forced fumbles and 6 fumble recoveries ... Had 95 tackles, 6 sacks and 2 FRs as a senior in 1998, earning first-team Division II All-South Region honors.

PERSONAL: Hometown is Atlanta, Ga. ... Attended Westlake High School, where his No. 12 jersey was retired in 2002 ... Starred in track as well as football, setting school 800-meter record (1:51) as a senior in 1994 ... Married (wife Kandice), with a daughter, Kayla Brianna (born 10-3-95), and two sons, Kobi Augustus (10-10-00) and Keaton Anthony (1-17-02) ... Active in civic and charitable activities, he is the founder of "Uncle A.N.T.S." (Actively Nurturing The Spirit), a youth foundation focusing on lifting the spirits of children through sports ... Also has hosted youth football camps in Atlanta and worked with the Atlanta Mercury Track Club for underprivileged children ... Majored at Tuskegee in construction science and management ... Hobbies include coaching kids in track and field, video games, and working on classic cars ... Full name is Anthony Maurice Mitchell.

ANTHONY MITCHELL'S STATISTICS

YEAR	TEAM	G-S	Defense							Interceptions					Scoring			
			ST	AT	TT	YDS	PBU	FF	FR-YDS	NO	YDS	AVG	LG	TD	TD	TD	PTS	
1999	Baltimore	0-0	DID NOT PLAY*							DID NOT PLAY*					DID NOT PLAY*			
2000	Baltimore	16-0	1	0	1	0-0	0	0	0-0	0	0	—	—	0	—	—	—	
2001	Baltimore	16-0	9	2	11	0-0	1	0	0-0	0	0	—	—	0	—	—		
2002	Baltimore	16-6	25	6	31	0-0	5	0	0-0	3	62	20.7	32	0	—	—		
2003	Jacksonville	16-2	7	3	10	0-0	1	0	0-0	0	0	—	—	0	—	—		
2004	Cincinnati	12-0	4	1	5	0-0	0	0	1-0	0	0	—	—	0	—	—		
BALT. TOTALS		48-6	35	8	43	0-0	6	0	0-0	3	62	20.7	32	0	—	—		
JAX. TOTALS		16-2	7	3	10	0-0	1	0	0-0	0	0	—	—	0	—	—		
CIN. TOTALS		12-0	4	1	5	0-0	0	0	1-0	0	0	—	—	0	—	—		
CAREER		76-8	46	12	58	0-0	7	0	1-0	3	62	20.7	32	0	—	—		

YEAR	TEAM	Special Teams							Kickoff Returns					Punt Returns							
		ST	AT	TT	FF	YDS	BP	BFG	BXP	NO	YDS	AVG	FC	LG	TD	NO	YDS	AVG	FC	LG	TD
2000	Baltimore	14	4	18	0	0-0	0	0	0	—	—	—	—	—	—	—	—	—	—	—	—
2001	Baltimore	12	6	18	0	0-0	0	0	0	—	—	—	—	—	—	—	—	—	—	—	—
2002	Baltimore	10	2	12	0	0-0	0	0	0	—	—	—	—	—	—	—	—	—	—	—	—
2003	Jacksonville	8	8	16	0	0-0	0	0	0	—	—	—	—	—	—	—	—	—	—	—	—
2004	Cincinnati	10	6	16	0	0-0	0	0	0	—	—	—	—	—	—	—	—	—	—	—	—
BALT. TOTALS		36	12	48	0	0-0	0	0	0	—	—	—	—	—	—	—	—	—	—	—	—
JAX. TOTALS		8	8	16	0	0-0	0	0	0	—	—	—	—	—	—	—	—	—	—	—	—
CIN. TOTALS		10	6	16	0	0-0	0	0	0	—	—	—	—	—	—	—	—	—	—	—	—
CAREER		54	26	80	0	0-0	0	0	0	—	—	—	—	—	—	—	—	—	—	—	—

ADDITIONAL STATISTICS: Mitchell had 1 pass reception for minus-11 yards in 2001 for Baltimore.

*NOTE: Mitchell was inactive for four games and on the practice squad for 12 games with Baltimore in 1999.

— MITCHELL'S 2004 GAME-BY-GAME SPECIAL TEAMS STATISTICS —

DATE	OPPONENT	ST	AT	TT	FF	FR-YDS	BP	BFG	BXP
9-12	at N.Y. Jets								
9-19	MIAMI								
9-26	BALTIMORE								
10-3	at Pittsburgh								
10-10	—BYE—								
10-17	at Cleveland	0	1	1	0	0-0	0	0	0
10-25	DENVER	0	2	2	0	0-0	0	0	0
10-31	at Tennessee	2	1	3	0	0-0	0	0	0
11-7	DALLAS	1	0	1	0	0-0	0	0	0
11-14	at Washington	0	0	0	0	0-0	0	0	0
11-21	PITTSBURGH	2	1	3	0	0-0	0	0	0
11-28	CLEVELAND	1	0	1	0	0-0	0	0	0
12-5	at Baltimore	2	1	3	0	0-0	0	0	0
12-12	at New England	0	0	0	0	0-0	0	0	0
12-19	BUFFALO	0	0	0	0	0-0	0	0	0
12-26	N.Y. GIANTS	1	0	1	0	0-0	0	0	0
1-2	at Philadelphia	1	0	1	0	0-0	0	0	0
TOTALS		10	6	16	0	0-0	0	0	0

— POSTSEASON —

YEAR	TEAM	G-S	Defense						Interceptions					Scoring					
			ST	AT	TT	SKS-YDS	PBU	FF	FR-YDS	NO	YDS	AVG	LG	TD	TD	IntRt	FRRt	S	PTS
2000	Baltimore	4-0	0	0	0	0-0	0	0	0	—	—	—	—	—	**1	0	0	0	6
2001	Baltimore	2-0	4	0	4	1-2	0	0	0	—	—	—	—	—	0	0	0	0	0
CAREER		6-0	4	0	4	1-2	0	0	0	—	—	—	—	—	**1	0	0	0	6

YEAR	TEAM	Special Teams								Kickoff Returns					Punt Returns						
		ST	AT	TT	FF	FR-YDS	BP	BFG	BXP	NO	YDS	AVG	FC	LG	TD	NO	YDS	AVG	FC	LG	TD
2000	Baltimore	3	1	4	0	0-0	0	0	0	—	—	—	—	—	—	—	—	—	—	—	—
2001	Baltimore	2	1	3	0	0-0	0	0	0	—	—	—	—	—	—	—	—	—	—	—	—
CAREER		5	2	7	0	0-0	0	0	0	—	—	—	—	—	—	—	—	—	—	—	—

**NOTE: Mitchell scored a TD on a 90-yard blocked field goal return in the postseason with Baltimore in 2000.



LANGSTON MOORE

Defensive Tackle

60
RANK

Ht: 6-1 **College:** South Carolina **Acquired:** PS(Cin.)03
Wt: 303 **2004 Games-Starts:** 15-8 **Born:** 7-17-81
2nd year in NFL **Career Games-Starts:** 15-8

Saw his first NFL action in 2004, after spending most of 2003 on Bengals practice squad, and made a significant contribution ... Played in 15 games, and took over No. 1 RDT spot for Games 7-15, following season-ending injury to Tony Williams ... Made a key stop in Monday night win vs. Denver ... Finished season with 41 tackles (22 solo), 1 sack and 1 FF.

2004 PARTICIPATION: Played in Games 1-15, with starts at RDT in Games 7-8 and 10-15 ... Did not get a start in Game 9, as Bengals opened game in nickel formation ... Suffered ankle injury in Game 15, Dec. 26 vs. N.Y. Giants, and placed Dec. 31 on Reserve/Injured list, missing season finale.

2004 HIGHLIGHTS: Played in his first NFL game

in season opener Sept. 12 vs. N.Y. Jets, with 1 tackle ... Had 4 tackles (3 solo) on Oct. 3 at Pittsburgh ... Had 2 tackles in Monday night win Oct. 25 vs. Denver, including key play on which he teamed with Landon Johnson to stop Reuben Droughns for 1-yard loss on a third-and-1 play from the Cincinnati 10 in third quarter, forcing Broncos to settle for a FG that kept them trailing 13-10 ... Had 1 tackle in first NFL start Oct. 31 at Tennessee ... Had 4 tackles in win Nov. 7 vs. Dallas ... Had 4 tackles in win Nov. 14 at Washington, including his first NFL sack, when he dropped QB Patrick Ramsey for a 6-yard loss to the Redskins' 49 in the third quarter, helping to force a punt ... Forced a fumble during sack on Ramsey, but Redskins recovered ... Had 5 tackles, tied for his season high, on Nov. 21 vs. Pittsburgh ... Recorded 5 tackles Dec. 12 at New England, and his 4 solos led the defensive line ...

STAFF
ROSTERS
VETERANS
FIRST-YEAR FREE AGENTS
2005 DRAFT CHOICES
COLLEGE FREE AGENTS
2004 REVIEW
HISTORY
RECORDS
STADIUM, NFL & MEDIA

Had 3 tackles Dec. 26 vs. N.Y. Giants before suffering ankle injury.

2003: Drafted by Bengals in sixth round (174th overall) ... Saw action in all four preseason games, tying for ninth in tackles with 7 (6 solo), including 1 sack ... Waived Aug. 31, and signed to practice squad on Sept. 1 ... On practice squad for Games 1-13 ... Signed on Dec. 9 to Bengals' 53-player roster ... Inactive for Games 14-16 ... Did not earn an accrued year of experience toward NFL free agency.

COLLEGE: Durable and consistent, Moore saw action in 46 games at South Carolina, with 32 starts

... Played from 1999-2002 ... Played on Gamecock squads that defeated Ohio State in the Outback Bowl following the 2000 and '01 seasons ... Had 137 career tackles (93 solo) with 6 sacks, 4 forced fumbles and 1 interception.

PERSONAL: Hometown is Charleston, S.C., where he makes his offseason home ... Attended James Island High School, where he was rated one of the state's top 25 recruits by *SuperPrep* magazine ... Majored in sport and entertainment management at South Carolina ... Participated in track as well as football in college, competing in the shot put ... Favorite hobbies include reading, listening to music and fishing.

LANGSTON MOORE'S STATISTICS

YEAR TEAM	G-S	Defense						FR-YDS	Interceptions					Scoring				
		ST	AT	TT	SKS-YDS	PBU	FF		NO	YDS	AVG	LG	TD	TD	IntRt	FRrt	\$	PTS
2003 Cincinnati	0-0	DID NOT PLAY*							DID NOT PLAY*					DID NOT PLAY*				
2004 Cincinnati	15-8	22	19	41	1-7	0	1	0-0										
CAREER	15-8	22	19	41	1-7	0	1	0-0										

YEAR TEAM	Special Teams				Kickoff Returns					Punt Returns										
	ST	AT	TT	FF	FR-YDS	BP	BFG	BXP	NO	YDS	AVG	FC	LG	TD	NO	YDS	AVG	FC	LG	TD
2004 Cincinnati	—	—	—	—	—	—	—	—	1	15	15.0	0	15	0	—	—	—	—	—	—
CAREER	—	—	—	—	—	—	—	—	1	15	15.0	0	15	0	—	—	—	—	—	—

*NOTE: Moore was on the practice squad for 13 games and inactive for three games with Cincinnati in 2003.

LANGSTON MOORE'S 2004 GAME-BY-GAME DEFENSIVE STATISTICS

DATE	OPPONENT	ST	AT	TT	SKS-YDS	INT-YDS	PBU	FF	FR-YDS
9-12	at N.Y. Jets	0	1	1	0-0	0-0	0	0	0-0
9-19	MIAMI	1	0	1	0-0	0-0	0	0	0-0
9-26	BALTIMORE	1	2	3	0-0	0-0	0	0	0-0
10-3	at Pittsburgh	3	1	4	0-0	0-0	0	0	0-0
10-10	—BYE—								
10-17	at Cleveland	1	0	1	0-0	0-0	0	0	0-0
10-25	DENVER	0	2	2	0-0	0-0	0	0	0-0
10-31	at Tennessee	1	0	1	0-0	0-0	0	0	0-0
11-7	DALLAS	1	3	4	0-0	0-0	0	0	0-0
11-14	at Washington	3	1	4	1-7	0-0	0	1	0-0
11-21	PITTSBURGH	1	4	5	0-0	0-0	0	0	0-0
11-28	CLEVELAND	1	1	2	0-0	0-0	0	0	0-0
12-5	at Baltimore	2	1	3	0-0	0-0	0	0	0-0
12-12	at New England	4	1	5	0-0	0-0	0	0	0-0
12-19	BUFFALO	2	0	2	0-0	0-0	0	0	0-0
12-26	N.Y. GIANTS	1	2	3	0-0	0-0	0	0	0-0
1-2	at Philadelphia				RESERVE / INJURED				
TOTALS		22	19	41	1-7	0-0	0	1	0-0

FUTURE SUPER BOWL DATES AND SITES

Super Bowl	Date	Location
Super Bowl XL	February 5, 2006	Detroit, Michigan
Super Bowl XLI	February 4, 2007	Miami, Florida
Super Bowl XLII	February 3, 2008	Glendale, Arizona
Super Bowl XLIII	February 1, 2009*	Tampa, Florida

*Date is tentative



LARRY MOORE

Guard/Center

50

HT: 6-3

WT: 300

8th year in NFL

College: Brigham Young

2004 Games-Starts: 13-1

Career Games-Starts: 92-73

Acquired: FA'04

Born: 6-1-75

Veteran with 73 career NFL starts, Moore can play all interior line spots ... Saw action in 13 games with one start in 2004 in his first Bengals season ... Was a starter for two Indianapolis playoff teams before moving to Washington as unrestricted free agent in '02.

2004 RECAP: Released by Washington on April 23 ... Signed with Bengals as free agent on April 30 ... Was in starting LG spot for most of preseason due to Eric Steinbach elbow injury, and started at LG in season opener, Sept. 12 at N.Y. Jets ... Later moved to C in Jets game, but suffered knee injury ... Inactive for Games 2-3 due to the injury ... Active-DNP for Game 4, Oct. 3 at Pittsburgh ... Returned to action in Game 5, Oct. 17 at Cleveland, and saw special teams action in Games 5-16.

PREVIOUS SEASONS: 1997—Signed April 27 with Seattle as college free agent ... Released by Seattle on Aug. 17 ... Signed Aug. 26 to Washington practice squad ... Released from Washington practice squad on Sept. 3 ... Did not earn an accrued year of credit toward NFL free agency. **1998**—Signed with Indianapolis as free agent on Jan. 29 ... Played in six games, with five starts at RG ... Supported 540-yard net offensive output Nov. 29 at Baltimore ... Helped clear the way for 2 rushing TDs in Colts victory Dec. 13 vs. Cincinnati. **1999**—Started all 16 games at C as Colts won AFC East title with 13-3 record, and also started in Divisional playoff loss Jan. 16 vs. Tennessee ... Anchored offensive unit that allowed an NFL-best and franchise-low 14 sacks ... Helped Edgerrin James rush for 1553 yards, becoming 13th NFL player to win rushing title as a rookie. **2000**—Started all 16 games at RG as Colts posted 10-6 record, earning Wild Card playoff spot ... Also started at RG in playoff loss Dec. 30 vs. Miami ... Helped Colts tie N.Y. Jets for fewest sacks allowed in NFL (20) ... Cleared the way as Edgerrin James rushed for 100 or more yards in nine games and won a second straight league rushing title with 1709 yards ... Behind Moore's protection, Colts QB Peyton Manning passed for career-high 4413 yards. **2001**—Played in every game, with 11 starts at RG, as Colts finished second in NFL with 372.2 yards per game ... Protected QB Peyton Manning during a 421-yard, 4-TD pass game Sept. 23 vs. Buffalo ... Started for Edgerrin James' top rushing game of the season, 143 yards on Oct. 22 vs. New England ... Helped rookie Dominic Rhodes rush for 100 yards in Rhodes' first career start on Nov. 14 at

Buffalo. **2002**—Signed on March 13 with Washington as unrestricted free agent ... Started 16 games for the third time in his career, filling the C spot ... One of two Redskins offensive linemen to start every game. **2003**—Started at C for Washington's first eight games, but suffered a foot injury in Game 8, Nov. 2 at Dallas ... Made only one brief appearance over Games 9-12, and placed Dec. 9 on Injured Reserve list ... Aided balanced offense of 160 rushing and 167 passing yards in season-opening victory Sept. 4 vs. N.Y. Jets ... Supported 435-yard offensive output as Redskins ran record to 2-0 with 33-31 victory Sept. 14 at Atlanta ... Worked the following week to aid 456-yard offensive game on Sept. 21 vs. N.Y. Giants.

COLLEGE: Earned All-Western Athletic Conference first-team honors in both his junior and senior seasons at Brigham Young ... Played G as a junior and switched to C for his senior season ... Transferred to BYU after playing in junior college at Grossmont College (Calif.).

PERSONAL: Hometown is San Diego, Calif. ... Attended Monte Vista High School ... Majored in business management at BYU, earning Scholar-Leader honors from the National Football Foundation ... Full name is Larry Maceo Moore.

LARRY MOORE'S STATISTICS

YEAR	TEAM	GAMES	STARTS
1997	Washington	DID NOT PLAY*
1998	Indianapolis	5
1999	Indianapolis	16
2000	Indianapolis	16
2001	Indianapolis	11
2002	Washington	16
2003	Washington	8
2004	Cincinnati	1
WASH. TOTALS		25	24
IND. TOTALS		54	48
CIN. TOTALS		13	1
CAREER		92	73

POSTSEASON

YEAR	TEAM	GAMES	STARTS
1999	Indianapolis	1
2000	Indianapolis	1
CAREER		2	2

*NOTE: Moore was on the practice squad for one game with Washington in 1997.



REGGIE MYLES

Safety



37

Ht: 5-11
Wt: 195
4th year in NFL

College: Alabama
2004 Games-Starts: 16-0
Career Games-Starts: 41-0

Acquired: PS(Cin.)02
Born: 10-10-79

One of Bengals' most aggressive kick coverage players, Myles saw action in every 2004 game and finished second in special teams tackles (22) after leading the team in '03 ... Tied for team lead in special teams solos (17) ... Led special teams in fumbles forced/recovered with 3 total ... Had 2 of the 4 forced fumbles by the special teams on the season, and had 1 fumble recovery ... Listed as safety in 2005 after previously playing CB ... Became restricted free agent on 3-2-05; re-signed with Bengals on 4-1-05.

2004 HIGHLIGHTS: Contract expired on March 2 of last year, and he re-signed with Cincinnati on March 19 as exclusive rights player ... In season opener Sept. 12 at N.Y. Jets, recovered a Jonathan Carter fumble at N.Y. 25 on the opening kickoff, setting up four-play Bengals TD drive ... In second quarter at Jets, Myles downed a punt at the N.Y. 3-yard line ... Had 2 special teams stops in win Sept. 19 vs. Miami ... Tied for team lead with 2 special teams tackles Oct. 17 at Cleveland ... Left game early with chest injury on Nov. 14 at Washington, but came back Nov. 21 vs. Pittsburgh and had a forced fumble on a punt return by Antwaan Randle El (Steelers recovered) ... Had 2 special teams tackles Nov. 28 vs. Cleveland ... Tied for special teams lead with 2 tackles Dec. 12 at New England ... Led special teams with 3 tackles Dec. 19 vs. Buffalo, and forced a fumble by Terrence McGee on a kickoff return (Bills recovered) ... Led special teams with personal season high of 4 tackles Jan. 2 at Philadelphia.

PREVIOUS SEASONS: 2002—Signed with Bengals on April 23 as college free agent ... Played in all four preseason games ... Waived Sept. 1, and signed Sept. 2 to Bengals practice squad ... Signed to active roster Nov. 2, and played in Games 8-16, including action on defense in Games 10 and 16 ... Despite missing seven games, ranked fourth on team in special teams tackles (12)

... Made NFL debut in win Nov. 3 at Houston, tying for second on the team with 2 special teams tackles ... Saw extensive action as the nickel back Nov. 17 vs. Cleveland, and finished with 4 tackles (3 solo) on defense and 2 on special teams ... Tied for team lead with 3 special teams tackles Dec. 8 at Carolina ... His 9 games played was the most among Bengals college free agents on the year. **2003**—Played in every game ... Led special teams in total tackles (21) and solos (14), and added 5 tackles (4 solo) on defense ... Chosen by teammates as one of four permanent captains for remainder of season when voting was held prior to Game 12 ... Ranked second on team in special teams snaps (290) ... Had 2 special teams tackles in team's first win, on Sept. 28 at Cleveland ... On Oct. 5 at Buffalo, combined with teammate Terrell Roberts to down a punt at Bills' 1-yard line in third quarter, Myles grabbing the ball and tossing it to Roberts before his momentum carried him into the end zone ... Led special teams with 3 tackles Nov. 2 at Arizona, including solo stop of kickoff returner Josh Scobey at Cardinals' 16-yard line in second quarter ... Had 2 tackles (1 solo) on defense and 1 solo tackle on special teams Nov. 30 at Pittsburgh ... Led special teams Dec. 14 vs. San Francisco with 4 tackles, tied for high game total by a Bengals special teamer in 2003.

COLLEGE: Four-year contributor at Alabama, posting 9 interceptions and departing with No. 5 all-time ranking in the program with 204 INT yards ... Had a 42-yard fumble return for a TD against Arkansas as a senior, and a 91-yard INT return for a score against UCLA in his junior season.

PERSONAL: Hometown is Pascagoula, Miss. ... Was a SuperPrep National 50 player as a senior at Pascagoula High School ... Holds B.S. degree from Alabama in human environmental sciences ... Hobbies include shopping, traveling and trains ... Single.

REGGIE MYLES' STATISTICS

YEAR	TEAM	G-S	Defense						FR-YDS	Interceptions					Scoring					
			ST	AT	TT	YDS	PBU	FF		NO	YDS	AVG	LG	TD	TD	InRT	FRR1	S	PTS	
2002	Cincinnati	9-0	3	1	4	0-0	0	0	0-0	—	—	—	—	—	—	—	—	—	—	—
2003	Cincinnati	16-0	4	1	5	0-0	0	0	0-0	—	—	—	—	—	—	—	—	—	—	—
2004	Cincinnati	16-0	0	0	0	0-0	0	0	0-0	—	—	—	—	—	—	—	—	—	—	—
CAREER		41-0	7	2	9	0-0	0	0	0-0	—	—	—	—	—	—	—	—	—	—	—

YEAR	TEAM	Special Teams						Kickoff Returns					Punt Returns								
		ST	AT	TT	FF	YDS	BP	BFG	BXP	NO	YDS	AVG	FC	LG	TD	NO	YDS	AVG	FC	LG	TD
2002	Cincinnati	12	0	12	0	0-0	0	0	0	—	—	—	—	—	—	—	—	—	—	—	—
2003	Cincinnati	14	7	21	0	0-0	0	0	0	—	—	—	—	—	—	—	—	—	—	—	—
2004	Cincinnati	17	5	22	2	1-0	0	0	0	—	—	—	—	—	—	—	—	—	—	—	—
CAREER		43	12	55	2	1-0	0	0	0	—	—	—	—	—	—	—	—	—	—	—	—

—MYLES' 2004 GAME-BY-GAME SPECIAL TEAMS STATISTICS—

DATE	OPPONENT	ST	AT	TT	FF	FR-YDS	BP	BFG	BPX
9-12	at N.Y. Jets	0	0	0	0	1-0	0	0	0
9-19	MIAMI	2	0	2	0	0-0	0	0	0
9-26	BALTIMORE	1	0	1	0	0-0	0	0	0
10-3	at Pittsburgh	1	0	1	0	0-0	0	0	0
10-10	—BYE—								
10-17	at Cleveland	1	1	2	0	0-0	0	0	0
10-25	DENVER	1	0	1	0	0-0	0	0	0
10-31	at Tennessee	1	0	1	0	0-0	0	0	0
11-7	DALLAS	1	1	2	0	0-0	0	0	0
11-14	at Washington	0	0	0	0	0-0	0	0	0
11-21	PITTSBURGH	1	0	1	1	0-0	0	0	0
11-28	CLEVELAND	1	1	2	0	0-0	0	0	0
12-5	at Baltimore	0	0	0	0	0-0	0	0	0
12-12	at New England	0	2	2	0	0-0	0	0	0
12-19	BUFFALO	3	0	3	1	0-0	0	0	0
12-26	N.Y. GIANTS	0	0	0	0	0-0	0	0	0
1-2	at Philadelphia	4	0	4	0	0-0	0	0	0
TOTALS		17	5	22	2	1-0	0	0	0



DELTHA O'NEAL

Cornerback

24

Ht: 5-11 **College:** California **Acquired:** T(Den.)'04
Wt: 194 **2004 Games-Starts:** 12-10 **Born:** 1-30-77
6th year in NFL **Career Games-Starts:** 73-46

Former Pro Bowl corner with Denver, O'Neal was a standout performer for 2004 Bengals after being acquired in pre-draft trade with Broncos ... Tied for team lead in passes defended (16) and ranked second in INTs (4), with 1 INT for a game-clinching TD vs. Cleveland ... Former first-round draft choice played his first four NFL seasons with Denver and earned Pro Bowl spot after 2001 season, when he had 9 INTs and 18 passes defended ... Led Broncos a second consecutive year in INTs in 2002, when he had 5, including 2 returns for TDs ... Shares NFL record for most INTs (4) in a game ... Has excellent career kick return numbers, with 10.1-yard average and 2 TDs on punts and 22.5 avg. with 1 TD on kickoffs.

2004 PARTICIPATION: Acquired by Bengals in April 9 trade with Denver, Bengals trading the 17th pick in Round 1 and obtaining O'Neal, plus Denver picks at No. 24 and 117 overall ... Played in 12 games with 10 starts ... Started in Games 2-9 and 11 at LCB, and played as reserve in Games 12 and 15 ... Inactive due to injuries for Games 1, 10 and 13-14 ... Suffered ankle injury in preseason opener Aug. 16 at Tampa Bay, and missed last three preseason games plus regular-season opener Sept. 12 at N.Y. Jets ... Missed Game 10, Nov. 21 vs. Pittsburgh, with elbow injury ... Inactive for Games 13-14, due to an ankle injury.

2004 HIGHLIGHTS: In addition to his 4 INTs, had 49 tackles (32 solo), 1 sack and 1 forced fumble ... Averaged 4.7 yards on 7 punt returns and had a 15-yard KO return ... Made Bengals debut Sept. 19 vs. Miami, with 1 tackle and 2 passes defended ... On Oct. 3 at Pittsburgh, stripped ball from RB Duce Staley in first

quarter, and Bengals recovered at Steelers' 27, setting up TD drive for 7-0 lead ... In Monday night win Oct. 25 vs. Denver, victimized his former team by picking off a Jake Plummer pass intended for Ashley Lelie at the Bengals' 47 in the second quarter, returning 29 yards to the Denver 24 and setting up FG for 10-0 Bengals lead ... Also vs. Denver, forced a pair of punts in the first quarter by tackling receivers short of first down yardage and totaled 6 tackles (3 solo) with 3 passes defended ... Grabbed his second INT of season in win Nov. 7 vs. Dallas, taking Vinny Testaverde pass at Bengals' 18 to stop scoring threat as Bengals prevailed 26-3, holding opponent to no TDs for first time under head coach Marvin Lewis ... On Nov. 14 at Washington, posted Bengals game-high for the season with 4 passes defended ... Iced Cincinnati's victory Nov. 28 vs. Cleveland when he picked off a Kelly Holcomb pass and returned it 31 yards for a TD with 1:43 to play, giving Bengals final winning margin of 58-48 ... Recorded first career sack Dec. 5 at Baltimore, bringing down Kyle Boller for 8-yard loss to Bengals' 38 in second quarter ... Snagged his fourth INT of season Jan. 2 at Philadelphia, picking off a Koy Detmer pass in the end zone in third quarter, preventing Eagles from cutting a 17-3 Bengals lead.

PREVIOUS SEASONS: 2000—Drafted by Denver in first round (15th overall) ... Signed July 21 ... Named All-Rookie as a punt returner by *Football News*, averaging 10.4 yards on 34 returns, and also led the team in kickoff returns, averaging 24.0 yards on 46 returns with an 87-yard TD ... Saw action in all 16 games, and saw his first NFL action on defense on Oct. 22 at Cincinnati ... Delivered his first big NFL play Oct. 1 vs. New Eng-

land when he returned a free kick after a safety 87 yards for a TD ... Had a 64-yard punt return in fourth quarter Oct. 8 at San Diego, setting up final Denver TD ... Had a 62-yard KOR Oct. 15 vs. Cleveland ... His 25-yard punt return in fourth quarter Nov. 19 vs. San Diego set up game-winning TD drive ... Played on defense and special teams in AFC Wild Card playoff Dec. 31 at Baltimore. **2001**—Started all 16 Broncos games and earned a Pro Bowl berth ... Finished second in AFC with 9 interceptions (115 return yards) and also led Broncos in passes defended (18) while posting 60 tackles (53 solo) ... Voted second-team All-Pro by *College & Pro Football Newsweekly* and All-AFC by *Pro Football Weekly* ... Ranked second in AFC in punt returns, averaging 13.1 yards on 31 attempts, including 86-yard TD on Oct. 14 at Seattle ... Named AFC Defensive Player of the Month after making a league-high 6 INTs with 21 tackles in October ... Had his first 4 INTs in one game, leading Broncos' victory Oct. 7 vs. Kansas City and becoming the 18th NFL player to share record of 4 INTs in a game ... Also named AFC Defensive Player of the Week and Miller Lite/NFL Player of the Week for his effort vs. Chiefs ... Picked off two Tom Brady passes in victory Oct. 28 vs. New England ... Intercepted a Doug Flutie pass in fourth quarter Nov. 11 vs. San Diego, helping preserve a 26-16 win ... Had a 49-yard punt return Dec. 9 vs. Seattle ... Snagged his 8th INT of season in fourth quarter Dec. 30 vs. Oakland, helping ice 23-17 win ... Picked off his 9th pass in season finale Jan. 6 at Indianapolis, swiping Peyton Manning pass in end zone in second quarter. **2002**—Led Broncos with 5 INTs, including 2 for TDs, and also led in passes defended (15) ... Played in all 16 games and started 14 at LCB, posting a career-high 68 tackles (59 solo) ... Ranked fifth in AFC with avg. of 8.4 yds. on 30 punt returns ... His TDs on INT returns were for 28 yards in victory Oct. 6 vs. San Diego and for 22 yards in win Oct. 17 at Seattle ... Had 2 INTs in the Oct. 6 game vs. Chargers, the other one in that contest coming in the end zone in the second quarter ... Had a 53-yard punt return Nov. 14 vs. Indianapolis, setting up a fourth-quarter TD ... Had a 44-yard punt return Dec. 22 at Oakland. **2003**—Played 13 games for Denver, including starts at RCB in Games 1-5 and 7 ... Switched to WR at midseason, and saw action on

offense in Games 11-12 ... Played on special teams in Games 14-16 ... Inactive for Wild Card playoff game Jan. 4 at Indianapolis ... Led Broncos in punt returns for the fourth straight year, averaging 9.5 yards on 33 returns, with a 57-yard TD return in Monday night action Nov. 3 vs. New England ... Averaged 16.0 yards on 8 KOR ... Had 22 tackles on defense (19 solo) along with 1 INT and 2 passes defended ... On offense, had 2 pass receptions for 4 yards ... Picked off a Trent Green pass in first quarter Oct. 5 at Kansas City, returning 6 yards to Chiefs' 46 ... O'Neal's 57-yard TD punt return Nov. 3 vs. New England was first punt return for TD allowed by Patriots in 167 games, since 9-5-93 at Buffalo ... Made his debut on offense Nov. 23 vs. Chicago, with a 1-yard reception ... Had a 3-yard catch Nov. 30 at Oakland ... In victory Dec. 14 vs. Cleveland, had a key 26-yard punt return in fourth quarter.

COLLEGE: Finished his career at California as the school's career leader in all-purpose yards with 5,005 (111.2 per game) and tied an NCAA career record by returning 5 INTs to touchdowns ... Set a school record with 356 yards via interception returns, and also finished with all-time records for punt returns (110), punt-return yards (1169), kickoff returns (99) and kick-return yards (2472) ... Scored his total of 12 TDs by five different methods: interception return (5), punt return (1), kickoff return (2), rushing (2) and receiving (2) ... Earned consensus first-team All-America and All-Pac-10 honors as a senior (both on defense and as a return specialist), and was named Pacific-10 Conference Defensive Player of the Year as he tied for NCAA lead in INTs (9) ... Posted NCAA record as a senior with 4 INTs returned for TDs ... Led Pac-10 as a senior in kickoff returns (29.2) ... As a senior vs. Stanford, scored on a 100-yard KO return and a 58-yard punt return in the same game.

PERSONAL: Born in Palo Alto, Calif. ... Attended Milpitas (CA) High School, where he set a school record with 2312 rushing yards and earned *Blue Chip Illustrated* All-America honors ... Was the student body president as a high school senior ... Graduated from Cal with a degree in social welfare ... Full name is Deltha Lee O'Neal III ... First name is pronounced "DELL-thuh."

DELTA O'NEAL'S STATISTICS

YEAR	TEAM	G-S	Defense							FR-YDS	Interceptions					Scoring			
			ST	AT	TT	SKS-YDS	PBU	FF	NO		YDS	AVG	LG	TD	TD	InRI	FRR1	S	PTS
2000	Denver	16-0	2	0	2	0-0	5	1	1-6	0	0	—	—	0	*1	0	0	0	6
2001	Denver	16-16	53	7	60	0-0	18	0	0-0	9	115	12.8	42	0	*1	0	0	0	5
2002	Denver	16-14	59	9	68	0-0	15	0	0-0	5	70	14.0	28	2	2	2	0	0	12
2003	Denver	13-6	19	3	22	0-0	2	0	0-0	1	6	6.0	6	0	*1	0	0	0	6
2004	Cincinnati	12-10	32	17	49	1-8	16	1	0-0	4	60	15.0	31	1	1	1	0	0	6
DEN. TOTALS		61-36	133	19	152	0-0	40	1	1-6	15	191	12.7	42	2	5	2	0	0	30
CIN. TOTALS		12-10	32	17	49	1-8	16	1	0-0	4	60	15.0	31	1	1	1	0	0	6
CAREER		73-46	165	36	201	1-8	56	2	1-6	19	251	13.2	42	3	6	3	0	0	36

*NOTE: TDs scored on kickoff returns and punt returns (see below).

ADDITIONAL STATISTICS: 1 rush for 0 yards and 2 receptions for 4 yards (long of 3, no TDs) with Denver in 2003.

YEAR TEAM	Special Teams									Kickoff Returns						Punt Returns					
	ST	AT	TT	FF	FR-YDS	BP	BFG	BXP	NO	YDS	AVG	FC	LG	TD	NO	YDS	AVG	FC	LG	TD	
2000 Denver	5	0	5	0	0-0	0	0	0	46	1102	24.0	0	87	1	34	354	10.4	11	64	0	
2001 Denver	0	0	0	0	0-0	0	0	0	0	0	—	0	—	0	31	405	13.1	9	88	1	
2002 Denver	0	0	0	0	1-0	0	0	0	1	15	15.0	0	15	0	30	251	8.4	7	53	0	
2003 Denver	1	0	1	0	0-0	0	0	0	8	128	16.0	0	24	0	33	315	9.5	10	57	1	
2004 Cincinnati	0	0	0	0	0-0	0	0	0	1	15	15.0	0	15	0	7	33	4.7	6	17	0	
DEN. TOTALS	6	0	6	0	1-0	0	0	0	55	1245	22.6	0	87	1	128	1325	10.4	37	86	2	
CIN. TOTALS	0	0	0	0	0-0	0	0	0	1	15	15.0	0	15	0	7	33	4.7	6	17	0	
CAREER	6	0	6	0	1-0	0	0	0	56	1260	22.5	0	87	1	135	1358	10.1	43	86	2	

— O'NEAL'S SINGLE-GAME HIGHS —

PUNT RETURNS — Returns: 4 (5 times); most recently at Wash. 11-14-04 (for Cin.); Yards: 92 at Sea. 10-14-01 (for Den.); Long: 86 at Sea. 10-14-01 (TD) (for Den.); Touchdowns: 1 (twice); most recently vs. N.E. 11-3-03 (57 yds.) (for Den.).

KICKOFF RETURNS — Returns: 6 vs. S.D. 11-19-00 (for Den.); Yards: 157 vs. S.D. 11-19-00 (for Den.); Long: 87 vs. N.E. 10-1-00 (TD) (for Den.). Touchdowns: 1 vs. N.E. 10-1-00 (87 yds.) (for Den.).

— O'NEAL'S 2004 GAME-BY-GAME STATISTICS —

DATE OPP.	Defense									Kickoff Returns						Punt Returns					
	ST	AT	TT	FF	FR-YDS	PBU	FF	FR-YDS	NO	YDS	AVG	FC	LG	TD	NO	YDS	AVG	FC	LG	TD	
9-12 at NYJ	INACTIVE									INACTIVE						INACTIVE					
9-19 MIA.	0	1	1	0-0	0-0	2	0	0-0	0	0	—	0	—	0	0	0	—	0	—	0	
9-26 BALT.	3	2	5	0-0	0-0	1	0	0-0	0	0	—	0	—	0	0	0	—	0	—	0	
10-3 at Pitt.	3	0	3	0-0	0-0	0	1	0-0	0	0	—	0	—	0	0	0	—	0	—	0	
10-10 —BYE—																					
10-17 at Cle.	6	1	7	0-0	0-0	0	0	0-0	0	0	—	0	—	0	0	0	—	0	—	0	
10-25 DEN.	3	3	6	0-0	1-29	3	0	0-0	0	0	—	0	—	0	3	25	8.3	0	17	0	
10-31 at Tenn.	3	4	7	0-0	0-0	2	0	0-0	0	0	—	0	—	0	0	0	—	0	—	0	
11-7 DALL.	5	0	5	0-0	1-0	1	0	0-0	0	0	—	0	—	0	0	0	—	0	—	0	
11-14 at Wash.	3	0	3	0-0	0-0	4	0	0-0	1	15	15.0	0	15	0	4	8	2.0	2	5	0	
11-21 PITT.	INACTIVE									INACTIVE						INACTIVE					
11-28 CLE.	1	3	4	0-0	1-31	1	0	0-0	0	0	—	0	—	0	0	0	—	0	—	0	
12-5 at Balt.	2	0	2	1-8	0-0	0	0	0-0	0	0	—	0	—	0	0	0	—	0	—	0	
12-12 at N.E.	INACTIVE									INACTIVE						INACTIVE					
12-19 BUFF.	INACTIVE									INACTIVE						INACTIVE					
12-26 NYG	0	0	0	0-0	0-0	0	0	0-0	0	0	—	0	—	0	0	0	—	0	—	0	
1-2 at Phil.	3	3	6	0-0	1-0	2	0	0-0	0	0	—	0	—	0	0	0	—	0	—	0	
TOTALS	32	17	49	1-8	4-60	16	1	0-0	1	15	15.0	0	15	0	7	33	4.7	6	17	0	

— POSTSEASON —

YEAR TEAM	Defense									Interceptions						Scoring		
	G-S	ST	AT	TT	FR-YDS	PBU	FF	FR-YDS	NO	YDS	AVG	LG	TD	TD	IntRt	FRRI	S	PTS
2000 Denver	1-0	0	0	0	0-0	0	0	0-0	—	—	—	—	—	—	—	—	—	—
2003 Denver	0-0	—	—	—	DID NOT PLAY**	—	—	—	—	—	—	—	—	—	—	—	—	—
CAREER	1-0	0	0	0	0-0	0	0	0-0	—	—	—	—	—	—	—	—	—	—

Special Teams

YEAR TEAM	Special Teams									Kickoff Returns						Punt Returns					
	ST	AT	TT	FF	FR-YDS	BP	BFG	BXP	NO	YDS	AVG	FC	LG	TD	NO	YDS	AVG	FC	LG	TD	
2000 Denver	—	—	—	—	—	—	—	—	1	13	13.0	0	13	0	3	13	4.3	0	7	0	
CAREER	—	—	—	—	—	—	—	—	1	13	13.0	0	13	0	3	13	4.3	0	7	0	

**NOTE: O'Neal was inactive for one postseason game with Denver in 2003.

RILEY REIGNS SUPREME

In the Bengals record book, the most dominant lead in a major career category belongs to CB **Ken Riley**. His 65 interceptions nearly double the total (33) of second-place CB **Louis Breeden**.



CARSON PALMER

Quarterback

Ht: 6-5
Wt: 230
3rd year in NFL

College: Southern California
2004 Games-Starts: 13-13
Career Games-Starts: 13-13

Acquired: D1'03
(1st overall)
Born: 12-27-79

The top overall pick in the 2003 NFL Draft, Palmer made his playing debut in '04 and inspired highest hopes for his '05 campaign ... Took every Bengals offensive snap until he was sidelined by a knee ligament strain in Game 13 ... Showed tremendous progress as his season went on, posting a 96.9 passer rating in his last six games after scoring 62.6 for his first seven games ... In his last six games, he completed 68.6% of his passes (127-of-185) for an average of 238.2 yards per game, with 13 TDs and 8 INTs ... Named AFC Offensive Player of the Week after leading comeback win Dec. 5 at Baltimore.

2004 PARTICIPATION: Started Games 1-13 ... Sidelined by knee injury (MCL strain) in third quarter of Game 13, Dec. 12 at New England ... Did not play in Games 14-16 (designated the inactive third QB) ... Was one of only four NFL QBs to play every snap for his team through 12 games.

GETTING IT TOGETHER: Seeing his first NFL action in '04, Palmer had an expected share of growing pains in the season's first seven games. But in the last six games he played (Games 8-13), his numbers were among the league's best. Had his passer rating of 96.9 over his last six games been his rating for the full season, he would have ranked fourth in the AFC. In other comparisons of his first seven games to his last six, he improved his completion percentage from 55.1 to 68.6, his yards per attempt from 5.9 to 7.7 and his TDs per game from 0.7 to 2.2.

BATTLING THE BEST: Palmer did not enjoy an easy road in his first season of live NFL action. Eight times in his last 12 games (excluding the season opener), he faced an opposing defense ranked in the NFL's top 10 in fewest yards allowed. Three of those games were against defenses ranked No. 1 at the time. And though the season opener at the N.Y. Jets doesn't apply because teams have no rankings for a season opener, it's worth noting that at season's end, the Jets ranked No. 7 in the NFL in net defense.

COOL IN CRUNCH TIME: Palmer posted a 6-6 record in games in which he started and played all the way, and three times in the six victories, he excelled during the fourth quarter. On Sept. 19 vs. Miami, he led a 10-play, 59-yard drive for a tie-breaking FG with two seconds to play, completing 7 of 8 passes on the march. On Nov. 28 vs. Cleveland, he brought the Bengals from a 48-44 fourth-quarter deficit to an eventual 58-48 victory. And on Dec. 5 at Baltimore, he led a pair of fourth-quarter comebacks. With 3 TD passes in the final period at Baltimore, he lifted Cincinnati from a 20-3 deficit to a 24-23 lead. And after

Baltimore regained the lead at 26-24, Palmer took the offense 60 yards in eight plays over the final 1:42 for a FG and a 27-26 win. In the fourth quarter against the Ravens, Palmer was 10-of-13 passing for 200 yards, and 2 of his incompletions were spikes to stop the clock.

MORE 2004 HIGHLIGHTS: For the season, completed 263 of 432 passes (60.9%) for 2897 yards, 18 TDs and 18 INTs ... Posted a 105.2 passer rating in NFL debut Sept. 12 at N.Y. Jets, completing 18-of-27 for 248 yards with 2 TDs and 1 INT ... His first TD pass was 6-yarder to HB Kenny Watson in third quarter at N.Y., and he connected with WR Chad Johnson for 53-yard score in fourth quarter ... Led 398-yard net offensive output Sept. 26 vs. Baltimore, most allowed by Ravens in their last 23 non-overtime games ... Directed second national prime time win of the season (in addition to Sept. 19 Sunday night win vs. Miami) in Monday night action Oct. 25 vs. Denver, completing 12-of-21 for 198-1-1 ... Had a pair of 50-yard completions to WR Chad Johnson vs. Denver, including one for TD and 7-0 lead in first quarter ... Scored his first NFL TD in Nov. 7 win vs. Dallas, on a 2-yard bootleg for game's final scoring play, and had his longest pro completion when he connected with TE Matt Schobel for 76-yard score that put the Bengals ahead 16-3 in third quarter ... In win Nov. 14 at Washington, he was 14-for-17 passing on team's three scoring drives ... Posted career highs in TD passes (4) and completion percentage (75.9; later surpassed) in win Nov. 28 vs. Cleveland ... In fourth quarter vs. Cleveland, Palmer led a 60-yard scoring drive, completing all 3 pass attempts, putting Bengals ahead to stay at 51-48 ... On Dec. 5 at Baltimore, posted season/career highs in passer rating (127.1), yards (382), completions (29) and completion percentage (80.6) ... Threw 3 TDs and just 1 INT in the win at Baltimore while leading the second-biggest road comeback (from 17 points down) in team history ... His TD passes at Baltimore, all during a 24-point fourth quarter, were for 13 and 12 yards to Chad Johnson and 9 yards to T.J. Houshmandzadeh ... Prior to his knee injury on Dec. 12 at New England, posted a passer rating of 110.1, completing 18-of-24 for 202-2-1.

2003: Drafted by Bengals in first round (No. 1 overall) ... Signed April 24, two days prior to draft ... Was inactive as the designated third QB in Games 1-5 ... Was No. 2 QB in Games 6-12 ... Returned to third QB role for Games 13-16, as coaches wanted veteran Shane Matthews available in No. 2 spot for team's late-season playoff bid ... In preseason, Palmer led the Bengals in passes (54), completions (37) and yards (451), with 4 TDs and 4 INTs ... Compiled an 87.8 preseason passer rating.

COLLEGE: Won the 2002 Heisman Trophy at Southern California, leading the Trojans to 11-2 record, including 38-17 Orange Bowl win over Iowa ... Played 53 games with 45 starts at USC, competing over five seasons (1998-2002) because of injury-shortened '99 campaign that counted as a redshirt year ... As a senior, set USC season records for completions (309), passing yards (3942) and TD passes (33) ... Completed 63.2% of his passes as a senior and threw only 10 INTs ... Left college as the Pac-10 Conferences' all-time leader in passing yards (11,818), completions (927) and total offense (11,621) ... His 72 career TD passes set a USC record ... Led Trojans to wins in the last eight games of his senior season, with the team averaging 41.5 points per game during that stretch ... Threw at least 2 TD passes in nine straight games as a senior ... As a sophomore in 1999, Palmer led USC to victories in its first two games, but suffered broken right collarbone just before halftime of Game 3, Sept. 25 at Oregon ... He was sidelined for remainder of the '99 season, which was allowed to count for him as a redshirt year ... His four starts in 1998 made him only the second true freshman to start a game at QB for the storied USC program (joined Rob Johnson, who started one game in '91).

CARSON AND ARCHIE: Palmer was the second Heisman Trophy winner drafted by the Bengals. The first was Ohio State RB Archie Griffin, a two-time Heisman winner. Griffin was the No. 24 overall pick in the 1976 NFL Draft, the second of two first-rounders by Cincinnati. He played eight seasons (1976-83) for the Bengals, rushing for 2808 yards and catching 192 passes for 1607 yards.

PERSONAL: Hometown is Mission Viejo, Calif. ... Attended Santa Margarita High School (in Rancho Santa Margarita, Calif.), where as a senior in 1997 he passed for 31 TDs and just 4 INTs, leading his team to a 14-0 record and its second consecutive state championship ... Set 27 school records in high school ... Has made a strong commitment to giving back to the community through the Carson Palmer Foundation ... In Cincinnati, Palmer hosts golf tournament and a passing camp, both benefiting local charities ... In California, he sponsored the Carson Palmer Open to raise money for Hillview Acres, a shelter for abused and underprivileged children ... Married (wife Shaelyn) ... Hobbies include golf, video games, basketball, billiards and working out.

CARSON PALMER'S STATISTICS

YEAR	TEAM	G-S	Passing											
			ATT	CMP	PCT	YDS	YDS/ATT	TD	TD%	INT	INT%	LG	SKD-YDS	RAT
2003	Cincinnati	0-0	DID NOT PLAY*											
2004	Cincinnati	13-13	432	263	60.9	2897	6.71	18	4.2	18	4.2	76f	25-178	77.3
CAREER		13-13	432	263	60.9	2897	6.71	18	4.2	18	4.2	76f	25-178	77.3

YEAR	TEAM	Rushing					Receiving					Scoring						
		ATT	YDS	AVG	LG	TD	NO	YDS	AVG	LG	TD	TD	TD-R	TD-P	TD-RT	2PIC	PTS	
2004	Cincinnati	18	47	2.6	14	1	—	—	—	—	—	1	1	0	0	0	0	6
CAREER		18	47	2.6	14	1	—	—	—	—	—	1	1	0	0	0	0	6

— PALMER'S CAREER GAME-BY-GAME STATISTICS —

DATE	OPPONENT	Passing							Rushing					
		ATT	CMP	YDS	SKD-YDS	TD	LG	INT	RAT	ATT	YDS	AVG	LG	TD
2003		DID NOT PLAY*							DID NOT PLAY*					
2004		DID NOT PLAY*							DID NOT PLAY*					
9-12	at N.Y. Jets	27	18	248	1-10	2	53f	1	105.2	2	10	5.0	11	0
9-19	MIAMI	38	21	147	5-31	0	20	1	53.3	0	0	—	—	0
9-26	BALTIMORE	52	25	316	4-27	0	23	3	43.4	1	2	2.0	2	0
10-3	at Pittsburgh	37	20	164	1-8	1	24	2	52.1	1	1	1.0	1	0
10-10	—BYE—													
10-17	at Cleveland	36	20	148	3-17	1	21	1	63.2	0	0	—	—	0
10-25	DENVER	21	12	198	1-10	1	50f	1	85.0	4	0	0.0	4	0
10-31	at Tennessee	36	20	247	4-30	0	62	1	65.4	0	0	—	—	0
11-7	DALLAS	32	21	212	0-0	1	76f	0	94.8	2	1	0.5	21	1
11-14	at Washington	39	24	217	0-0	1	34	2	63.7	2	-3	-1.5	-1	0
11-21	PITTSBURGH	25	13	165	3-18	2	36f	1	82.9	0	0	—	—	0
11-28	CLEVELAND	29	22	251	0-0	4	53f	3	101.4	2	10	5.0	11	0
12-5	at Baltimore	36	29	382	3-27	3	51	1	127.1	2	7	3.5	9	0
12-12	at New England	24	18	202	0-0	2	33	1	110.1	2	19	9.5	14	0
12-19	BUFFALO	INACTIVE (DESIGNATED THIRD QUARTERBACK)							INACTIVE (3RD QB)					
12-26	N.Y. GIANTS	INACTIVE (DESIGNATED THIRD QUARTERBACK)							INACTIVE (3RD QB)					
1-2	at Philadelphia	INACTIVE (DESIGNATED THIRD QUARTERBACK)							INACTIVE (3RD QB)					
TOTALS		432	263	2897	25-178	18	76f	18	77.3	18	47	2.6	14	1

*NOTE: Palmer was inactive as the designated third quarterback for nine games and did not play in seven games with Cincinnati in 2003.

— PALMER'S SINGLE-GAME HIGHS —

PASSING — Attempts: 52 vs. Balt. 9-26-04; Completions: 29 at Balt. 12-5-04; Yards: 382 at Balt. 12-5-04; Touchdowns: 4 vs. Cle. 11-28-04; Interceptions: 3 (twice); most recently vs. Cle. 11-28-04; Long: 76 (to Matt Schobel) vs. Dall. 11-7-04 (TD).
RUSHING — Attempts: 4 vs. Den. 10-25-04; Yards: 19 at N.E. 12-12-04; Touchdowns: 1 vs. Dall. 11-7-04; Long: 14 at N.E. 12-12-04.



ELTON PATTERSON

Defensive End

77

Ht: 6-2

College: Central Florida

Acquired: FA05

Wt: 276

2004 Games-Starts: 8-0 (2-0 Cin., 6-0 Jax.)

Born: 6-3-81

3rd year in NFL
Career Games-Starts: 8-0

A 2003 Bengals draft choice who finished the 2004 season with Jacksonville, Patterson re-signed with Cincinnati as a free agent on 4-25-05 ... Played in six games for Jacksonville last season after Jaguars signed him off the Bengals practice squad ... His Jacksonville contract expired after the '04 campaign, and he became a free agent in the absence of a tender offer from Jaguars for 2005.

2004 RECAP: Played in all four Bengals preseason games, tying for team lead with 2 sacks while totaling 5 tackles with a forced fumble ... Waived Sept. 5, and signed Sept. 6 to Bengals practice squad ... Signed Sept. 23 to Bengals 53-player roster, and played in Games 3-4 ... Made Bengals playing debut Sept. 26 vs. Baltimore (no statistics), and had 1 special teams tackle Oct. 3 at Pittsburgh ... Waived Oct. 5, and signed Oct. 6 to Bengals practice squad ... Signed Oct. 15 to Jacksonville's 53-player roster ... Played for Jaguars in six games (Games 7 and 12-16), posting 8 tackles, including 1 sack, and a fumble recovery ... Had 3 assisted tackles, including a shared sack, on Dec. 5 vs. Pittsburgh ... Shared a sack in victory Dec. 12 vs.

Chicago, and recovered a Chad Hutchinson fumble at Jaguars' 37 in fourth quarter.

2003: Drafted by Bengals in seventh round (259th overall) ... Played in all four preseason games, with 7 tackles (6 solo), including 1 sack, and 2 forced fumbles ... On inactive list for all 16 regular-season games.

COLLEGE: Three-year starter and team captain at Central Florida ... His 30.5 career sack total included 9 or more in each of his last three campaigns ... Fell one short of school's career sacks record, and his 59.5 career tackles-for-loss set a UCF record ... Earned All-Mid American Conference honors as a senior, ranking third in MAC with 9.5 sacks.

PERSONAL: Hometown is Tallahassee, Fla. ... Attended Rickards High School, where he played DE and OG, earning first-team all-state honors on defense as a senior ... Also earned prep letters in basketball and track ... Sponsors the Elton Patterson Foundation, which hosts an annual toy giveaway for underprivileged children.

ELTON PATTERSON'S STATISTICS

YEAR TEAM	G-S	Defense							Interceptions					Scoring				
		ST	AT	TT	SKS- YDS	PBU	FF	FR- YDS	NO	YDS	AVG	LG	TD	TD	InTR	FRR1	S	PTS
2003 Cincinnati	0-0	DID NOT PLAY*							DID NOT PLAY*					DID NOT PLAY*				
2004 Cincinnati	2-0	0	0	0	0-0	0	0	0-0	—	—	—	—	—	—	—	—	—	—
Jacksonville	6-0	2	6	8	1-6	0	0	1-0	—	—	—	—	—	—	—	—	—	
CIN. TOTALS	2-0	0	0	0	0-0	0	0	0-0	—	—	—	—	—	—	—	—	—	
JAX. TOTALS	6-0	2	6	8	1-6	0	0	1-0	—	—	—	—	—	—	—	—	—	
CAREER	8-0	2	6	8	1-6	0	0	1-0	—	—	—	—	—	—	—	—	—	

YEAR TEAM	Special Teams								Kickoff Returns					Punt Returns						
	ST	AT	TT	FF	YDS	BP	BFG	BXP	NO	YDS	AVG	FC	LG	TD	NO	YDS	AVG	FC	LG	TD
2004 Cincinnati	1	0	1	0	0-0	0	0	0	—	—	—	—	—	—	—	—	—	—	—	—
CAREER	1	0	1	0	0-0	0	0	0	—	—	—	—	—	—	—	—	—	—	—	—

*NOTE: Patterson was inactive for 16 games with Cincinnati in 2003.

A NO-WIN SITUATION

The Bengals' Nov. 9, 1969 game at the Astrodome in Houston is unique in club history. It's the only game nobody won.

Cincinnati played its only regular-season tie that afternoon, catching the Oilers at 31-31 on K Horst Muhlmann's 18-yard field goal with 0:22 left in the fourth quarter. Regular-season overtime was not in the rule book at that time.



CHRIS PERRY

Halfback

23

Ht: 6-0
Wt: 224
2nd year in NFL

College: Michigan
2004 Games-Starts: 2-0
Career Games-Starts: 2-0

Acquired: D'104
(26th overall)
Born: 12-27-81

Bengals' top pick in 2004 NFL Draft looks for an injury-free 2005 campaign after being limited to two games as a rookie ... Had offseason surgery to repair a sports hernia and remained limited in his '05 offseason work, but is slated to be cleared for full action at training camp ... As near a complete HB as could be found in the college ranks in 2004, Perry was No. 1 at his position on Bengals' board entering the Draft ... Became first Michigan Wolverine to win Doak Walker Award as nation's top RB ... Finalist for 2003 Heisman Trophy, finishing fourth in voting behind Oklahoma QB Jason White, Pittsburgh WR Larry Fitzgerald and Mississippi QB Eli Manning ... Wore uniform No. 26 as a rookie in '04; this season will wear No. 23 (his number in college).

2004 RECAP: Drafted by Bengals in first round (26th overall) ... Signed Aug. 10, missing first 11 days of training camp due to contract negotiations ... Played in all four preseason games, rushing 39-for-129 (3.3 avg.) and catching 3 passes for 21 yards ... Injury woes began with hamstring strain in preseason finale Sept. 3 vs. Indianapolis ... Inactive due to hamstring in season opener Sept. 12 at N.Y. Jets, and active-DNP for Games 2-3 ... Played Oct. 3 at Pittsburgh and Oct. 17 at Cleveland (bye week in between), but suffered abdominal strain Oct. 20 during practice ... Was not able to return to action after that point ... Inactive for Games 6-12, active-DNP for Game 13 and inactive for Games 14-15 ... Was placed Dec. 29 on Reserve/Injured list ... In NFL debut Oct. 3 at Pittsburgh, had 2 pass receptions for 24 yards, both for first downs ... Had 1 reception for 9 yards on Oct. 17 at Cleveland, and his first 2 rushes as a pro went for 1 net yard.

COLLEGE: Four-year letterman and two-year

starter, he played in 47 games with 28 starts ... Gained school-record 2041 yards from scrimmage in his senior season at Michigan, totaling 1674 rushing and 367 receiving on 44 catches ... Scored 20 TDs as a senior, 18 rushing and 2 receiving ... Also a skilled blocker, and his durability showed in '03 as he pounded Michigan State on 51 carries for 219 yards ... Ended his career ranked second in school history in career rushing attempts (811), third in rushing TDs (39), fifth in rushing yards (3696) and fifth in all-purpose yards (4364) ... Had 572 career receiving yards ... Led the Big Ten awards parade as a senior, earning consensus first-team All-America honors, Big Ten MVP from *Chicago Tribune* and Big Ten Offensive Player of the Year from both coaches and media.

HIGH SCHOOL: Attended Fork Union (Va.) Military Academy, where he was a three-year football starter ... Rushed for 10.7 yards per attempt (439-4678) and scored 71 TDs ... Led the team to a state championship as a senior in 1999, with 377 rushing yards and 5 TDs in the title game ... Was a four-year letterman and three-year starter in basketball, averaging 15 points and 8 rebounds in small forward role as a senior ... Also lettered in track, his top event being the 110-meter hurdles.

PERSONAL: Hometown is Advance, N.C. ... Enrolled at Michigan in the College of Literature, Science and the Arts ... Has started the Chris Perry Foundation, which will work to develop youth football camps and to nurture young people to excel in school and on the athletic field ... Hobbies include movies, traveling abroad and playing chess ... Full name is Raymond Christopher Perry.

CHRIS PERRY'S STATISTICS

YEAR	TEAM	G-S	Rushing					NO	Receiving					Scoring					
			ATT	YDS	AVG	LG	TD		YDS	AVG	LG	TD	TD	TD-R	TD-P	TD-RI	2-PIC	PTS	
2004	Cincinnati	2-0	2	1	0.5	1	0	3	33	11.0	13	0	—	—	—	—	—	—	—
CAREER		2-0	2	1	0.5	1	0	3	33	11.0	13	0	—	—	—	—	—	—	

LIGHTING UP THE SCOREBOARD

In Games 12-15 of the 1997 season, the Bengals became the first Cincinnati team to score 30 or more points in four straight games.

Cincinnati scored 31 vs. Jacksonville on Nov. 23, posted 42 at Philadelphia on Nov. 30, scored 41 vs. Tennessee on Dec. 4, and notched 31 vs. Dallas on Dec. 14.



CARL POWELL

Defensive End

72

HT: 6-2

WT: 278

7th year in NFL

College: Louisville

2004 Games-Starts: 10-2

Career Games-Starts: 70-9

Acquired: UFA(Wash.)'03

Born: 1-4-74

A versatile performer in the defensive line rotation, Powell returns for his third Bengals season in 2005 ... Missed six of the first 11 games last season due to knee injuries, but saw action in the last five games, with two starts ... Had 34 tackles (16 solo), clinched victory over N.Y. Giants with his first career INT, and had 2 sacks on the season ... Became an unrestricted free agent on 3-2-05, and re-signed with Cincinnati on 4-5-05.

2004 PARTICIPATION: Played 10 games, with starts at LDE in place of injured Duane Clemons in Games 14-15 ... Suffered knee injury in Sept. 19 win vs. Miami and was inactive for Games 3-4, 7-9, and 11.

2004 HIGHLIGHTS: Had 3 tackles in win Sept. 19 vs. Miami ... Had 4 assisted tackles Dec. 5 at Baltimore ... Made first start of season Dec. 19 vs. Buffalo and led the team with a personal season high of 11 tackles (7 solo), including 2 sacks ... Sacks against Buffalo's Drew Bledsoe included 6-yard loss to Buffalo 43 in third quarter, forcing a fumble (Bills recovered), and 8-yard loss to Bills' 25 in fourth quarter ... Started Dec. 26 vs. N.Y. Giants, and clinched victory with INT of an Eli Manning pass tipped by DE Robert Geathers in the game's final minute ... Also had 4 tackles vs. Giants ... Had 4 tackles Jan. 2 at Philadelphia.

PREVIOUS SEASONS: 1997—Drafted by Indianapolis in fifth round (156th overall) ... Played in 11 games, tying for team lead in special teams tackles (14) and posting 8 tackles on defense. **1998**—Spent preseason with Indianapolis, but was placed Aug. 31 on Injured Reserve and was waived Oct. 13 with injury settlement ... Did not play in NFL during regular season. **1999**—Selected Feb. 23 by Rhein Fire in NFL Europe Draft ... Played in NFL Europe but did not play in NFL. **2000**—Played for Barcelona in NFLFL, then signed with Baltimore as free agent July 21 ... Played in two games, Oct. 1 at Cleveland and Oct. 29 vs. Pittsburgh ... Credited with 1 tackle on defense and 1 special teams tackle ... Released by Ravens Nov. 13, **2001**—Signed as free agent with Chicago on March 5 ... Played in all 16 games as a

reserve DE and DT, compiling 15 tackles ... Had 4 tackles Dec. 12 vs. Detroit ... Had 2 tackles in Bears' Dec. 23 win over Washington. **2002**—Granted unrestricted free agency March 1 when his contract with Chicago expired ... Signed March 28 by Washington ... Played every game for Redskins except Nov. 10 at Jacksonville (inactive) ... Made four starts ... Posted career highs in tackles (32), solo tackles (19) and sacks (3) ... Had 3 tackles Sept. 22 at S.F., including first career sack, a 9-yarder against Jeff Garcia ... Had 3 tackles Nov. 28 at Dallas, including 3-yard sack of Chad Hutchinson ... Posted career-high 8 tackles in start Dec. 8 vs. N.Y. Giants ... Tied for team lead with 7 tackles Dec. 15 at Philadelphia ... Had 3 solo tackles Dec. 29 vs. Dallas, including 5-yard sack of Chad Hutchinson. **2003**—Signed with Bengals on March 2 as unrestricted free agent from Washington ... Played in all 16 games, with starts at LDE in Games 1 and 3-4 ... Had 31 tackles (15 solo), with 1 pass defended, 1 forced fumble, 1 fumble recovery and 0.5 sack ... Made Bengals debut with start at LDE Sept. 7 vs. Denver, and deflected a Jake Plummer pass, leading to INT by LB Brian Simmons ... Made a key play in Oct. 19 win vs. Baltimore, teaming with SS Rogers Beckett to sack Kyle Boller in first quarter, and while making the tackle, Powell forced and recovered a fumble at Ravens' 15, setting up TD for 14-7 Bengals lead ... Also vs. Baltimore, had personal season best of 6 tackles (later tied) ... Tied Justin Smith with line lead of 4 tackles (2 solo) in win Nov. 16 vs. previously unbeaten Kansas City ... Tied his season tackles high on Dec. 28 vs. Cleveland with 6 (4 solo).

COLLEGE: Played two seasons (1995-96) as a starting DE for Louisville after transferring from Grand Rapids (Mich.) Community College ... As a Louisville senior in 1996, had a team-high 11 sacks among his 85 tackles ... Had 44 tackles with 6 sacks as a junior ... As a sophomore at Grand Rapids, had 111 tackles, 3 INTs and 7 sacks.

PERSONAL: Hometown is Detroit, Mich. ... Attended Northern High School ... Majored in sports administration at Louisville ... Full name is Carl Demetris Powell.

P.A.T. PERFECTION

Bengals K **Shayne Graham** enters the 2005 season with a perfect 109-for-109 NFL career mark in PAT attempts, including 81 conversion kicks as a Bengal. He was 41-for-41 in 2004, tying **Doug Pelfrey** (1996) for the team record for most PATs made without a miss or block in a season.

The most total PATs made in a Bengals season is 56 in 1988 by **Jim Breech**, who went 56-for-59.

CARL POWELL'S STATISTICS

YEAR	TEAM	G-S	Defense						Interceptions					Scoring			
			ST	AT	TT	SKS-YDS	PBU	FF	FR-YDS	NO	YDS	AVG	LG	TD	TD	TD	PTS
1997	Indianapolis	11-0	2	6	8	0-0	0	0	0-0	0	0	—	—	0	—	—	—
1998	Indianapolis	0-0	DID NOT PLAY*						DID NOT PLAY*					DID NOT PLAY*			
1999			DID NOT PLAY*						DID NOT PLAY*					DID NOT PLAY*			
2000	Baltimore	2-0	0	1	1	0-0	0	0	0-0	0	0	—	—	0	—	—	—
2001	Chicago	16-0	7	8	15	0-0	0	0	0-0	0	0	—	—	0	—	—	—
2002	Washington	15-4	19	13	32	3-17	1	0	0-0	0	0	—	—	0	—	—	—
2003	Cincinnati	16-3	15	16	31	0.5-2.5	1	1	1-0	0	0	—	—	0	—	—	—
2004	Cincinnati	10-2	16	18	34	2-14	1	1	0-0	1	-2	-2.0	-2	0	—	—	—
IND. TOTALS		11-0	2	6	8	0-0	0	0	0-0	0	0	—	—	0	—	—	—
BALT. TOTALS		2-0	0	1	1	0-0	0	0	0-0	0	0	—	—	0	—	—	—
CHI. TOTALS		16-0	7	8	15	0-0	0	0	0-0	0	0	—	—	0	—	—	—
WASH. TOTALS		15-4	19	13	32	3-17	1	0	0-0	0	0	—	—	0	—	—	—
CIN. TOTALS		26-5	31	34	65	2.5-16.5	2	2	1-0	1	-2	-2.0	-2	0	—	—	—
CAREER		70-9	59	62	121	5.5-33.5	3	2	1-0	1	-2	-2.0	-2	0	—	—	—

YEAR	TEAM	Special Teams						Kickoff Returns					Punt Returns								
		ST	AT	TT	FF	FR-YDS	BP	BFG	BXP	NO	YDS	AVG	FC	LG	TD	NO	YDS	AVG	FC	LG	TD
1997	Indianapolis	7	7	14	0	0-0	0	0	0	0	—	0	—	0	—	—	—	—	—	—	—
2000	Baltimore	1	0	1	0	0-0	0	0	0	0	—	0	—	0	—	—	—	—	—	—	—
2001	Chicago	0	0	0	0	0-0	0	0	0	1	1	1.0	1	1	0	—	—	—	—	—	—
2003	Cincinnati	0	0	0	0	0-0	0	0	0	2	33	16.5	0	20	0	—	—	—	—	—	—
CAREER		8	7	15	0	0-0	0	0	0	3	34	11.3	1	20	0	—	—	—	—	—	—

*NOTE: Powell was on the Reserve/Injured list for six games with Indianapolis in 1998. He was not with an NFL team in 1999.

POWELL'S 2004 GAME-BY-GAME DEFENSIVE STATISTICS

DATE	OPPONENT	ST	AT	TT	SKS-YDS	INT-YDS	PBU	FF	FR-YDS
9-12	at N.Y. Jets	1	1	2	0-0	0-0	0	0	0-0
9-19	MIAMI	2	1	3	0-0	0-0	0	0	0-0
9-26	BALTIMORE				INACTIVE				
10-3	at Pittsburgh				INACTIVE				
10-10	—BYE—								
10-17	at Cleveland	1	1	2	0-0	0-0	0	0	0-0
10-25	DENVER	1	1	2	0-0	0-0	0	0	0-0
10-31	at Tennessee	0	0	0	0-0	0-0	0	0	0-0
11-7	DALLAS				INACTIVE				
11-14	at Washington				INACTIVE				
11-21	PITTSBURGH	0	0	0	0-0	0-0	0	0	0-0
11-28	CLEVELAND				INACTIVE				
12-5	at Baltimore	0	4	4	0-0	0-0	0	0	0-0
12-12	at New England	1	1	2	0-0	0-0	0	0	0-0
12-19	BUFFALO	7	4	11	2-14	0-0	0	1	0-0
12-26	N.Y. GIANTS	2	2	4	0-0	1-(-2)	1	0	0-0
1-2	at Philadelphia	1	3	4	0-0	0-0	0	0	0-0
TOTALS		16	18	34	2-14	1-(-2)	1	1	0-0

POSTSEASON

YEAR	TEAM	G-S	Defense						Interceptions					Scoring			
			ST	AT	TT	SKS-YDS	PBU	FF	FR-YDS	NO	YDS	AVG	LG	TD	TD	TD	PTS
2001	Chicago	1-0	1	0	1	0-0	0	0	0-0	—	—	—	—	—	—	—	—
CAREER		1-0	1	0	1	0-0	0	0	0-0	—	—	—	—	—	—	—	—

YEAR	TEAM	Special Teams						Kickoff Returns					Punt Returns								
		ST	AT	TT	FF	FR-YDS	BP	BFG	BXP	NO	YDS	AVG	FC	LG	TD	NO	YDS	AVG	FC	LG	TD
2001	Chicago	1	0	1	0	0-0	0	0	0	—	—	—	—	—	—	—	—	—	—	—	—
CAREER		1	0	1	0	0-0	0	0	0	—	—	—	—	—	—	—	—	—	—	—	—



KEIWAN RATLIFF

Cornerback

25

Ht: 5-11
Wt: 185
2nd year in NFL

College: Florida
2004 Games-Starts: 16-5
Career Games-Starts: 16-5

Acquired: D2a'04
(49th overall)
Born: 4-19-81

Second-round choice in 2004 NFL Draft had a highly promising rookie season for Bengals, emerging as a key performer by season's end ... Played in all 16 games, and started five of the last seven games at LCB in place of injured Deltha O'Neal ... Also took over No. 1 punt return job and finished with 12.2-yard avg. on 17 returns ... Had long punt returns to help spark victories Nov. 28 vs. Cleveland and Dec. 26 vs. N.Y. Giants ... Lived up to his college reputation as an instinctive playmaker.

2004 PARTICIPATION: Drafted by Bengals in second round (49th overall) ... Signed Aug. 5, missing first six days of training camp due to contract negotiations ... Slowed during preseason by a hamstring injury, playing in only Games 2 and 4 ... Still limited early in the regular season by effects of the hamstring injury, but played in all 16 games, with starts at LCB in Games 10 and 12-15.

2004 HIGHLIGHTS: Ratliff's 12.2-yard punt return avg. was better than the 12.0 of AFC leader Dennis Northcutt, but he did not regularly return punts until Nov. 21, and his 17 total returns were 3 short of the 20 needed to qualify for conference title ... Had 35 tackles (23 solo) and 1 FR for the season, and tied for fourth on passes defended (8) ... Also had 5 tackles and a forced fumble on special teams ... Had no statistics in Games 1-3, but saw his first significant action Oct. 3 at Pittsburgh, logging 3 tackles as fill-in at safety due to injuries ... His 49-yard punt return Nov. 28 vs. Cleveland was Cincinnati's longest of the year and carried to Browns' 19-yard line in second quarter, setting up FG for 24-13 Bengals lead ... Also vs. Cleveland, had 2 tackles on defense and 3 special teams stops, and forced a fourth-quarter fumble

by Richard Alston on kickoff return (Browns retained possession when ball went out of bounds) ... Led team with 2 passes defended Dec. 12 at New England, and recorded 3 tackles ... Had fumble recovery leading to a TD on Dec. 19 vs. Buffalo, and also had 4 tackles and tied-for-team-leading 2 passes defended ... Against Bills, covered Lee Evans fumble forced by Tory James at Bills' 40 in first quarter, and Bengals offense drove from there for game's first score ... Had a crucial 42-yard punt return to set up winning TD on Dec. 26 vs. N.Y. Giants, as return gave the offense field position at Giants' 24 with 2:05 to play ... Also had 4 tackles vs. Giants and tied for team lead in passes defended (2).

COLLEGE: Led Southeastern Conference in 2003 with Florida-record 9 INTs, earning SEC Defensive Player of Year honors from *The Sporting News*, plus first-team All-America honors from *The Sporting News*, Walter Camp Foundation, Football Writers Association and *Sports Illustrated* ... Played 49 career games for Gators, with 27 starts ... Had 12 career INTs, averaging 21.7 yards per return, with 3 for TDs ... Scored 4 TDs as a senior, 2 on INT returns and 2 on fumble returns ... Scored 5 career TDs as a defender and added 1 TD reception during brief work as a WR ... Set school record for career punt return yards (860), averaging 11.3 per return.

PERSONAL: Born in Youngstown, OH ... Attended Whitehall-Yearling High School in Columbus, OH, where he was a two-way standout at WR and DB ... Sat out 1999-2000 school year before enrolling at Florida for 2000-01 ... Sociology major at Florida ... Full name is Keiwan Jevar Ratliff ... First name is pronounced "KEE-wahn."

KEIWAN RATLIFF'S STATISTICS

YEAR	TEAM	G-S	Defense						FR-YDS	Interceptions					Scoring				
			ST	AT	TT	SKS-YDS	PBU	FF		NO	YDS	AVG	LG	TD	TD	Int	TD	S	PTS
2004	Cincinnati	16-5	23	12	35	0-0	8	0	1-0	—	—	—	—	—	—	—	—	—	—
CAREER		16-5	23	12	35	0-0	8	0	1-0	—	—	—	—	—	—	—	—	—	

YEAR	TEAM	Special Teams								Kickoff Returns					Punt Returns					
		ST	AT	TT	FF	FR-YDS	BP	BFG	BXP	NO	YDS	AVG	FC	LG	TD	NO	YDS	AVG	FC	LG
2004	Cincinnati	2	3	5	1	0-0	0	0	0	—	—	—	—	—	17	207	12.2	5	49	0
CAREER		2	3	5	1	0-0	0	0	0	—	—	—	—	—	17	207	12.2	5	49	0

— RATLIFF'S 2004 GAME-BY-GAME DEFENSIVE STATISTICS —

DATE	OPPONENT	ST	AT	TT	SKS-YDS	INT-YDS	PBU	FF	FR-YDS
9-12	at N.Y. Jets	0	0	0	0-0	0-0	0	0	0-0
9-19	MIAMI	0	0	0	0-0	0-0	0	0	0-0
9-26	BALTIMORE	0	0	0	0-0	0-0	0	0	0-0
10-3	at Pittsburgh	1	2	3	0-0	0-0	0	0	0-0
10-10	—BYE—								
10-17	at Cleveland	1	0	1	0-0	0-0	0	0	0-0
10-25	DENVER	3	1	4	0-0	0-0	0	0	0-0
10-31	at Tennessee	0	0	0	0-0	0-0	0	0	0-0
11-7	DALLAS	1	1	2	0-0	0-0	0	0	0-0
11-14	at Washington	1	0	1	0-0	0-0	1	0	0-0
11-21	PITTSBURGH	4	0	4	0-0	0-0	0	0	0-0
11-28	CLEVELAND	2	0	2	0-0	0-0	0	0	0-0
12-5	at Baltimore	2	2	4	0-0	0-0	0	0	0-0
12-12	at New England	2	1	3	0-0	0-0	2	0	0-0
12-19	BUFFALO	2	2	4	0-0	0-0	2	0	1-0
12-26	N.Y. GIANTS	2	2	4	0-0	0-0	2	0	0-0
1-2	at Philadelphia	2	1	3	0-0	0-0	1	0	0-0
TOTALS		23	12	35	0-0	0-0	8	0	1-0

— RATLIFF'S SINGLE-GAME HIGHS —

PUNT RETURNS — Returns: 4 vs. Buff. 12-19-04; Yards: 61 vs. NYG 12-26-04; Long: 49 vs. Cle. 11-28-04.



HT: 5-10

WT: 202

3rd year in NFL

College: Oregon State

2004 Games-Starts: 11-1

Career Games-Starts: 23-1

Acquired: CFA#03

Born: 4-7-81

Former college free agent has seen action in 23 Bengals games the past two seasons ... Earned credit in 2004 for his first NFL start ... Made crucial takeaway plays in two Bengals wins as a rookie in 2003 ... Listed as safety in 2005 after previously playing CB.

2004 RECAP: Played in Games 1-4, 8, 10 and 12-16 ... On inactive list for the other five games ... Earned credit for his first pro start on Oct. 3 at Pittsburgh, as Bengals opened in nickel formation, and had 2 tackles ... Had 8 tackles on defense and 1 on special teams for the season ... Inactive status for Game 5, Oct. 17 at Cleveland, was due in part to illness ... Had 1 tackle and 1 special teams stop Sept. 19 vs. Miami ... Season-high 3 tackles Nov. 21 vs. Pittsburgh.

2003: Signed with Bengals on May 2 as college free agent ... Was one of only two CFAs to make season-opening roster, and finished the year as the only rookie CFA on the 53-player squad ... Played in 12 games, with 17 tackles on defense and 4 on special teams ... Had 1 INT, and averaged 18.3 yards on 7 kickoff returns ... Inactive for Games 1-2, 6 and 8 ... Made two crucial plays to aid Bengals victories, an INT that helped clinch win Nov. 9 vs. Houston and a forced fumble in victory Dec. 14 vs. San Francisco ... On Nov. 9 vs. Houston, intercepted

a David Carr pass, deflected by DE Duane Clemons, at Texans' 18-yard line with 2:17 to play, helping clinch 34-27 Cincinnati victory ... Against 49ers, led the team with 13 tackles, including a sack and forced fumble on Jeff Garcia that Kevin Hardy returned 10 yards for TD, giving the Bengals a 14-0 lead in the second quarter ... Roberts' 12 solo tackles vs. 49ers tied for team's season-high ... Made NFL debut with an 18-yard kickoff return and 1 special teams tackle on Sept. 21 vs. Pittsburgh ... On Oct. 5 at Buffalo, combined with teammate Reggie Myles to down a punt at Bills' 1-yard line.

COLLEGE: Played in 45 games at Oregon State, finishing with 115 career tackles, 5 INTs, 22 passes broken up and 2 forced fumbles ... Started at LCB for 23 of his last 24 games, missing one game with an injury ... His INT vs. Stanford set up the go-ahead TD in a 31-21 win during his senior season.

PERSONAL: Born in Berkeley, Calif., and later lived in Richmond, Calif., where he attended El Cerrito High School ... In prep football, he earned All-Bay Area honors from the *San Francisco Chronicle* on both offense and defense ... Communications major at Oregon State ... Has a twin brother, Claudell Jr. ... First name is pronounced "ter-ELL."

(continued)

TERRELL ROBERTS' STATISTICS

YEAR	TEAM	G-S	Defense							Interceptions					Scoring			
			ST	AT	TT	SKS-YDS	PBU	FF	FR-YDS	NO	YDS	AVG	LG	TD	TD	INT/RT	FRR/RT	S
2003	Cincinnati	12-0	14	3	17	1-13	1	1	0-0	1	6	6.0	6	0	—	—	—	—
2004	Cincinnati	11-1	8	0	8	0-0	0	0	0-0	0	0	—	—	0	—	—	—	
CAREER		23-1	22	3	25	1-13	1	1	0-0	1	6	6.0	6	0	—	—	—	

YEAR	TEAM	Special Teams							Kickoff Returns					Punt Returns							
		ST	AT	TT	FF	FR-YDS	BP	BFG	BXP	NO	YDS	AVG	FC	LG	TD	NO	YDS	AVG	FC	LG	TD
2003	Cincinnati	4	0	4	0	0-0	0	0	0	7	128	18.3	0	23	0	—	—	—	—	—	—
2004	Cincinnati	1	0	1	0	0-0	0	0	0	0	0	—	0	—	—	—	—	—	—	—	
CAREER		5	0	5	0	0-0	0	0	0	7	128	18.3	0	23	0	—	—	—	—	—	

ROBERTS' 2004 GAME-BY-GAME DEFENSIVE STATISTICS

DATE	OPPONENT	ST	AT	TT	SKS-YDS	INT-YDS	PBU	FF	FR-YDS
9-12	at N.Y. Jets	1	0	1	0-0	0-0	0	0	0-0
9-19	MIAMI	1	0	1	0-0	0-0	0	0	0-0
9-26	BALTIMORE	0	0	0	0-0	0-0	0	0	0-0
10-3	at Pittsburgh	2	0	2	0-0	0-0	0	0	0-0
10-10	—BYE—								
10-17	at Cleveland				INACTIVE				
10-25	DENVER				INACTIVE				
10-31	at Tennessee				INACTIVE				
11-7	DALLAS	0	0	0	0-0	0-0	0	0	0-0
11-14	at Washington				INACTIVE				
11-21	PITTSBURGH	3	0	3	0-0	0-0	0	0	0-0
11-28	CLEVELAND				INACTIVE				
12-5	at Baltimore	0	0	0	0-0	0-0	0	0	0-0
12-12	at New England	0	0	0	0-0	0-0	0	0	0-0
12-19	BUFFALO	1	0	1	0-0	0-0	0	0	0-0
12-26	N.Y. GIANTS	0	0	0	0-0	0-0	0	0	0-0
1-2	at Philadelphia	0	0	0	0-0	0-0	0	0	0-0
TOTALS		8	0	8	0-0	0-0	0	0	0-0



BRYAN ROBINSON

Defensive Tackle

98

Ht: 6-4 **College:** Fresno State **Acquired:** UFA(Mia.)'05
Wt: 304 **2004 Games-Starts:** 16-13 (Mia.) **Born:** 6-22-74
9th year in NFL **Career Games-Starts:** 116-95

A proven NFL performer with 90 starts over the last six seasons, Robinson signed with Cincinnati on 3-14-05 as an unrestricted free agent ... Started 13 games last season for Miami's No. 8-ranked NFL defense ... Played the previous six seasons for Chicago, including key role on 2001 Bears club that went 13-3 ... Undrafted out of Fresno State in 1997, he began his NFL career as a college free agent.

2004 PARTICIPATION: Opened training camp with Chicago ... Released by Bears on Sept. 5, and signed Sept. 7 as free agent with Miami ... Played in 16 games for Miami, seeing action in all 16 for the fifth time in the last six NFL seasons ... Made 13 starts (Games 2-4 and 7-16) and played as a reserve in the other three contests ... Has missed only one game in the last six campaigns.

2004 HIGHLIGHTS: Ranked seventh on Dolphins with 71 tackles (47 solo) ... Ranked fourth on team in QB

hurries (21), and also had 5 passes defended and a forced fumble ... Made first Dolphins start Sept. 19 at Bengals, with 4 tackles ... Posted season-high 11 tackles Dec. 12 at Denver ... Had 6 tackles and 2 passes defended Jan. 2 at Baltimore.

ONE TO REMEMBER: Robinson made one of the most memorable and emotional plays in recent Chicago Bears history on Nov. 7, 1999. Playing at Green Bay in the first Bears game since the death of Walter Payton, he blocked a 28-yard Ryan Longwell FG attempt in the final seconds to preserve a 14-13 victory over the archrival Packers.

MORE FROM PREVIOUS SEASONS: 1997— Signed April 29 with St. Louis as college free agent ... Played in 11 games, with 8 tackles ... Had 3 tackles, including first NFL sack, on Nov. 23 vs. Carolina. **1998—**Began preseason with St. Louis, but acquired by Chicago on

waivers on Aug. 31 ... Played 10 games for Bears, including starts at LDE the last five games, and had 30 tackles (17 solo) ... Made first NFL start Nov. 29 vs. Tampa Bay and had 4 tackles ... Had 7 tackles, including a shared sack, on Dec. 13 at Green Bay. **1999**—Started every game for Chicago at LDE, with 58 tackles, career-high 5 sacks and a forced fumble ... Had first multi-sack game (2) Sept. 19 vs. Seattle ... Had 16 tackles, his career high and Bears season high, in season finale on 1-2-00 vs. Tampa Bay. **2000**—Started every game for Bears at LDE, and increased his tackle total for the third straight year, leading the line with 77 ... Tied for second in passes defended (9) and ranked third in sacks (4.5) ... Tied career sacks high (2) in victory Dec. 24 at Detroit. **2001**—Started every game at LDE as Bears won NFC Central Division with 13-3 record ... Also started Divisional playoff on 1-19-02 vs. Philadelphia ... Led defensive line in passes defended (12) and had 69 tackles, with 4.5 sacks ... Helped clinch victory Oct. 14 vs. Arizona with fourth-quarter sack among his 5 tackles ... Had a sack, a forced fumble and a pass defended in victory Oct. 21 at Bengals ... On Nov. 4 vs. Cleveland, his deflected pass in OT led to a Mike Brown INT for game-winning TD ... Led Bears

with season-high 12 tackles Dec. 9 at Green Bay ... Was designated by Bears on Feb. 22 as transition player before re-signing with the team. **2002**—Started at three different positions (LDE, RDE and LDT) for Bears, totaling 15 games played with 13 starts ... Totaled 46 tackles (32 solo) with 5 passes defended ... Had season-high 7 tackles on Oct. 7 vs. Green Bay and Dec. 22 at Carolina. **2003**—Started all 16 Chicago games at RDT and led line in passes defended (5), while posting 47 tackles ... Had season-high 8 tackles, including a shared sack, Oct. 19 at Seattle.

COLLEGE: Played two seasons at Fresno State (1995-96) and earned first-team All-WAC Pacific Division honors as a senior ... Transferred to Fresno State from College of the Desert JC in Palm Desert, Calif., where he was a two-time all-conference selection.

PERSONAL: Hometown is Toledo, Ohio ... Attended Woodward High School ... Sociology major at Fresno State ... Active in community service, he has worked with Special Olympics, made frequent school visits and has been involved in Thanksgiving turkey distribution.

BRYAN ROBINSON'S STATISTICS

YEAR TEAM	G-S	Defense					Interceptions					Scoring						
		ST	AT	TT	SKS-YDS	PBU	FF	FR-YDS	NO	YDS	AVG	LG	TD	TD	INT	FRT	S	PTS
1997 St. Louis	11-0	5	3	8	1-8	0	0	0-0	—	—	—	—	—	—	—	—	—	—
1998 Chicago	10-5	17	13	30	0.5-5	1	0	0-0	—	—	—	—	—	—	—	—	—	—
1999 Chicago	16-16	41	17	58	5-27	0	1	0-0	—	—	—	—	—	—	—	—	—	—
2000 Chicago	16-16	56	21	77	4.5-28	9	0	0-0	—	—	—	—	—	—	—	—	—	—
2001 Chicago	16-16	43	26	69	4.5-23	12	2	1-1	—	—	—	—	—	—	—	—	—	—
2002 Chicago	15-13	32	14	46	1-20	5	2	0-0	—	—	—	—	—	—	—	—	—	—
2003 Chicago	16-16	25	22	47	1-4.5	5	0	0-0	—	—	—	—	—	—	—	—	—	—
2004 Miami	16-13	47	24	71	0-0	5	1	0-0	—	—	—	—	—	—	—	—	—	—
STL. TOTALS	11-0	5	3	8	1-8	0	0	0-0	—	—	—	—	—	—	—	—	—	—
CHI. TOTALS	89-82	214	113	327	16.5-107.5	32	5	1-1	—	—	—	—	—	—	—	—	—	—
MIA. TOTALS	16-13	47	24	71	0-0	5	1	0-0	—	—	—	—	—	—	—	—	—	—
CAREER	116-95	266	140	406	17.5-115.5	37	6	1-1	—	—	—	—	—	—	—	—	—	—

YEAR TEAM	Special Teams					Kickoff Returns					Punt Returns										
	ST	AT	TT	FF	FR-YDS	BP	BFG	BXP	NO	YDS	AVG	FC	LG	TD	NO	YDS	AVG	FC	LG	TD	
1997 St. Louis	2	0	2	0	0-0	0	0	0	—	—	—	—	—	—	—	—	—	—	—	—	—
1999 Chicago	0	0	0	0	0-0	0	0	1	0	—	—	—	—	—	—	—	—	—	—	—	—
CAREER	2	0	2	0	0-0	0	1	0	—	—	—	—	—	—	—	—	—	—	—	—	—

ROBINSON'S 2004 GAME-BY-GAME DEFENSIVE STATISTICS (FOR MIAMI)

DATE	OPPONENT	ST	AT	TT	SKS-YDS	INT-YDS	PBU	FF	FR-YDS
9-12	TENNESSEE	2	1	3	0-0	0-0	0	0	0-0
9-19	at Cincinnati	3	1	4	0-0	0-0	0	0	0-0
9-26	PITTSBURGH	2	2	4	0-0	0-0	1	0	0-0
10-3	N.Y. JETS	1	2	3	0-0	0-0	0	0	0-0
10-10	at New England	1	5	6	0-0	0-0	0	0	0-0
10-17	at Buffalo	0	1	1	0-0	0-0	0	0	0-0
10-24	ST. LOUIS	3	0	3	0-0	0-0	0	0	0-0
11-1	at N.Y. Jets	3	0	3	0-0	0-0	0	0	0-0
11-7	ARIZONA	3	1	4	0-0	0-0	1	0	0-0
11-14	—BYE—								
11-21	at Seattle	2	1	3	0-0	0-0	0	0	0-0
11-28	at San Francisco	4	1	5	0-0	0-0	0	1	0-0
12-5	BUFFALO	4	2	6	0-0	0-0	1	0	0-0
12-12	at Denver	8	3	11	0-0	0-0	0	0	0-0
12-20	NEW ENGLAND	4	2	6	0-0	0-0	0	0	0-0
12-26	CLEVELAND	2	1	3	0-0	0-0	0	0	0-0
1-2	at Baltimore	5	1	6	0-0	0-0	2	0	0-0
TOTALS		47	24	71	0-0	0-0	5	1	0-0

(continued)

— POSTSEASON —

YEAR	TEAM	G-S	Defense						Interceptions					Scoring				
			ST	AT	TT	YDS	PBU	FF	NO	YDS	AVG	LG	TD	TD	INT	FRT	S	PTS
2001	Chicago	1-1	1	1	2	0-0	1	0	0-0	—	—	—	—	—	—	—	—	—
CAREER		1-1	1	1	2	0-0	1	0	0-0	—	—	—	—	—	—	—	—	



CLIFF RUSSELL

Wide Receiver

88

HT: 5-11

College: Utah

Acquired: PS(Cin.)04

WT: 190

2004 Games-Starts: 13-1

Born: 2-8-79

4th year in NFL
Career Games-Starts: 16-1

Signed to Bengals practice squad the week of the 2004 regular season opener, Russell gained roster spot for last 13 games and became team's primary kickoff returner. ... Has the speed to develop into a big-play threat on offense as well as special teams.

2004 PARTICIPATION: Opened '04 training camp with Washington, missing first three preseason games due to hamstring injury. ... Played for Washington in Preseason Game 4, Aug. 27 at St. Louis, and was waived by Redskins on Aug. 31. ... Signed on Sept. 6 to Bengals practice squad. ... Signed on Sept. 29 to Bengals 53-player roster, and played in Games 4-16. ... Got credit for a start in his first Bengals game, Oct. 3 at Pittsburgh.

2004 HIGHLIGHTS: Led the team with 39 kickoff returns, for 22.4-yard average, and had 1 pass reception for 21 yards. ... Had 3 rushing attempts for 15 yards. ... Had no statistics in Bengals debut Oct. 3 at Pittsburgh, but drew a 35-yard pass interference call against the Steelers in the third quarter. ... Recorded his only reception as a Bengal on Oct. 17 at Cleveland, going for 21 yards, and averaged 26.3 yards on 3 kickoff returns. ... Had a 10-yard rush in win Nov. 7 vs. Dallas. ... Averaged 22.8 yards on 5 kickoff returns in win Nov. 28 vs. Cleveland. ... Had season-high 28.3-yard avg. on 4 KOR in win Dec. 26 vs. N.Y. Giants, including season-long return of 40 yards.

PREVIOUS SEASONS: 2002—Drafted by Washington in third round (87th overall). ... Signed July 23. ... Suffered a season-ending knee injury in training camp, and was placed Aug. 15 on Reserve/Injured list. **2003—**Played in season's final three games for Washington. ... Was on the roster but inactive for the first 13 games. ... Made NFL debut Dec. 14 vs. Dallas. ... Had his first receptions (2 catches for 10 yards) in season finale Dec. 27 vs. Philadelphia. ... Had 2 special teams tackles. ... Was listed as the designated third QB for seven of the games in which he was inactive, allowing him to be in uniform and participate in pregame drills.

COLLEGE: Three-year starter at Utah, catching 124 passes for 1862 yards (15.0 avg.) and 10 TDs. ... Finished career ranked No. 6 in school history for catches and receiving yards. ... Led team as a senior with 53 receptions for 744 yards (14.0) and 4 TDs, earning All-Mountain West Conference second-team honors.

PERSONAL: Hometown is Fayetteville, N.C., but he spent his last three years of high school in Ewa Beach, Hawaii, as child of a military family. ... Attended Campbell High School in Ewa Beach, where he was offensive captain and named league's Most Outstanding Player as a senior. ... Led team to 1996 Oahu championship game. ... Off-season residence is Ashburn, Va. ... Married (wife Leah). ... Favorite hobby is playing the drums. ... Full name is Clifford Antonio Russell.

CLIFF RUSSELL'S STATISTICS

YEAR	TEAM	G-S	Receiving					Rushing					Scoring					
			ATT	YDS	AVG	LG	TD	NO	YDS	AVG	LG	TD	TD	TD-R	TD-P	TD-R	2-PIC	PTS
2002	Washington	0-0	DID NOT PLAY*					DID NOT PLAY*					DID NOT PLAY*					
2003	Washington	3-0	2	10	5.0	7	0	0	0	—	0	—	—	—	—	—	—	—
2004	Cincinnati	13-1	1	21	21.0	21	0	3	15	5.0	13	0	—	—	—	—	—	
WASH. TOTALS		3-0	2	10	5.0	7	0	0	0	—	0	—	—	—	—	—	—	
CIN. TOTALS		13-1	1	21	21.0	21	0	3	15	5.0	13	0	—	—	—	—	—	
CAREER		16-1	3	31	10.3	21	0	3	15	5.0	13	0	—	—	—	—	—	

(continued)

YEAR TEAM	Special Teams									Kickoff Returns					Punt Returns					
	ST	AT	TT	FF	YDS	BP	BFG	BXP	NO	YDS	AVG	FC	LG	TD	NO	YDS	AVG	FC	LG	TD
2003 Washington	2	0	2	0	0-0	0	0	0	0	0	—	0	—	0	—	—	—	—	—	—
2004 Cincinnati	2	0	2	0	0-0	0	0	0	39	872	22.4	0	40	0	—	—	—	—	—	—
WASH. TOTALS	2	0	2	0	0-0	0	0	0	0	0	—	0	—	0	—	—	—	—	—	—
CIN. TOTALS	2	0	2	0	0-0	0	0	0	39	872	22.4	0	40	0	—	—	—	—	—	—
CAREER	4	0	4	0	0-0	0	0	0	39	872	22.4	0	40	0	—	—	—	—	—	—

*NOTE: Russell was on the Reserve/Injured list for 16 games with Washington in 2002.

RUSSELL'S SINGLE-GAME HIGHS

RECEIVING — Receptions: 2 vs. Phil. 12-27-03 (for Wash.); **Yards:** 21 at Cle. 10-17-04 (for Cin.); **Long:** 21 at Cle. 10-17-04 (for Cin.).
KICKOFF RETURNS — Returns: 7 at Balt. 12-5-04 (for Cin.); **Yards:** 148 at Balt. 12-5-04 (for Cin.); **Long:** 40 vs NYG 12-26-04 (for Cin.).

RUSSELL'S 2004 GAME-BY-GAME STATISTICS

DATE	OPPONENT	Receiving					Rushing					Kickoff Returns					
		NO	YDS	AVG	LG	TD	ATT	YDS	AVG	LG	TD	NO	YDS	AVG	FC	LG	TD
9-12	at N.Y. Jets	PRACTICE SQUAD					PRACTICE SQUAD					PRACTICE SQUAD					
9-19	MIAMI	PRACTICE SQUAD					PRACTICE SQUAD					PRACTICE SQUAD					
9-26	BALTIMORE	PRACTICE SQUAD					PRACTICE SQUAD					PRACTICE SQUAD					
10-3	at Pittsburgh	0	0	—	—	0	1	13	13.0	13	0	2	42	21.0	0	23	0
10-10	—BYE—																
10-17	at Cleveland	1	21	21.0	21	0	0	0	—	—	0	3	79	26.3	0	35	0
10-25	DENVER	0	0	—	—	0	1	-8	-8.0	-8	0	2	39	19.5	0	22	0
10-31	at Tennessee	0	0	—	—	0	0	0	—	—	0	4	87	21.8	0	30	0
11-7	DALLAS	0	0	—	—	0	1	10	10.0	10	0	2	37	18.5	0	20	0
11-14	at Washington	0	0	—	—	0	0	0	—	—	0	0	0	—	0	—	0
11-21	PITTSBURGH	0	0	—	—	0	0	0	—	—	0	2	41	20.5	0	23	0
11-28	CLEVELAND	0	0	—	—	0	0	0	—	—	0	5	114	22.8	0	34	0
12-5	at Baltimore	0	0	—	—	0	0	0	—	—	0	7	148	21.1	0	24	0
12-12	at New England	0	0	—	—	0	0	0	—	—	0	4	94	23.5	0	27	0
12-19	BUFFALO	0	0	—	—	0	0	0	—	—	0	3	56	18.7	0	25	0
12-26	N.Y. GIANTS	0	0	—	—	0	0	0	—	—	0	4	113	28.3	0	40	0
1-2	at Philadelphia	0	0	—	—	0	0	0	—	—	0	1	22	22.0	0	22	0
TOTALS		1	21	21.0	21	0	3	15	5.0	13	0	39	872	22.4	0	40	0



BRAD ST. LOUIS

Long Snapper/Tight End

48

Ht: 6-3
Wt: 243
 6th year in NFL

College: Southwest Missouri State
2004 Games-Starts: 16-0
Career Games-Starts: 75-0

Acquired: D7'00
 (210th overall)
Born: 8-19-76

St. Louis has played the last five seasons as Bengals primary long snapper for both punts and placekicks ... Has had no unplayable deliveries the last three years ... Solid player on kick coverage, with 29 career tackles ... His only missed games since 2000 were the last five contests of '01, when he was sidelined by a groin muscle tear ... Was the first drafted long-snapping specialist in Bengals history as a seventh-rounder in 2000.

2004 RECAP: Had career-high 156 long snaps (84 on punts and 72 on placekicks), with no unplayable deliveries ... Had 4 special teams tackles ... Worked with tight ends during the season but did not see game action on offense.

PREVIOUS SEASONS: 2000—Drafted by Bengals in seventh round (210th overall) ... Signed July 20 ...

Rated in coaches' reports with no errant snaps on team-record 94 punt snaps and only one errant snap (bounced to holder) on 42 place-kick snaps ... Ranked second on team in total special teams snaps (270), playing on kickoff return and punt return units as well as punt and place-kick squads ... Ranked eighth in special teams tackles (7) in coaches' film review. **2001**—Snapped for punts and field goals for first 11 games, but suffered groin muscle tear in practice Dec. 5 and was placed on Injured Reserve list the next day ... Had 6 special teams tackles, sixth-best on team at the time of his season-ending injury ... Tied for eighth in final special teams tackle totals ... Suffered an injury to his abdomen in the first half Oct. 14 vs. Cleveland, but remained in the game ... Saw action as TE in team's goal-line package in fourth quarter on Oct. 28 at Detroit, when Corey Dillon scored on a 1-yard run ... Made 2 special teams stops on Nov. 11 at Jacksonville

... Saw playing time at tight end Dec. 2 vs. Tampa Bay. **2002**—All of his 123 long snaps (73 on punts and 50 on placekicks) were on target to the punter/holder ... Helped K Neil Rackers post an 83.3% accuracy rate on field goals (15-of-18), tied for seventh among all NFL kickers with 15 or more attempts ... St. Louis' 212 total special teams snaps were only four behind team-leader Nicolas Luchey's 216 ... St. Louis' 8 special teams tackles ranked eighth on the team. **2003**—Played in all 16 games ... Had no snaps which could not be fielded in 142 tries (77 on punts and 65 on placekicks) ... Had 7 special teams tackles, ranking eighth on the team ... Led special teams with 2 tackles Sept. 21 vs. Pittsburgh, and led again with 2 stops in victory Sept. 28 at Cleveland.

COLLEGE: Earned three-time All-Gateway Conference honors for Division I-AA Southwest Missouri State

... Finished third on the team with 32 receptions for 371 yards and 4 TDs as a senior ... Closed his career with TD catches of 19 and 5 yards Nov. 20 vs. Indiana State ... Had 26 receptions for 282 yards as a junior, and 30 catches for 349 yards with 3 TDs as a sophomore.

PERSONAL: Hometown is Belton, Mo. ... Born in Waverly, Mo. ... Caught 42 passes for 508 yards and 11 touchdowns over his last two years at Belton High School ... Named his team's Lineman of the Year as a junior ... Won Missouri state championship as a heavyweight prep wrestler, and also competed in track and tennis ... Holds B.S. degree in dietetics from Southwest Missouri State ... Married (wife Michelle) with a son Lance (born 6-4-03) ... Father, Mike, played guard for the B.C. Lions of the Canadian Football League in 1967 and '68 ... Full name is Brad Allen St. Louis.

BRAD ST. LOUIS' STATISTICS

YEAR TEAM	G-S	Special Teams								Kickoff Returns					Punt Returns						
		ST	AT	TT	FF	YDS	BP	BFG	BXP	NO	YDS	AVG	FC	LG	TD	NO	FC	YDS	AVG	LG	TD
2000 Cincinnati	16-0	4	0	4	0	0-0	0	0	0	—	—	—	—	—	—	—	—	—	—	—	—
2001 Cincinnati	11-0	6	0	6	0	0-0	0	0	0	—	—	—	—	—	—	—	—	—	—	—	
2002 Cincinnati	16-0	8	0	8	0	0-0	0	0	0	—	—	—	—	—	—	—	—	—	—	—	
2003 Cincinnati	16-0	6	1	7	0	0-0	0	0	0	—	—	—	—	—	—	—	—	—	—	—	
2004 Cincinnati	16-0	4	0	4	0	0-0	0	0	0	—	—	—	—	—	—	—	—	—	—	—	
CAREER	75-0	28	1	29	0	0-0	0	0	0	—	—	—	—	—	—	—	—	—	—	—	



MATT SCHOBEL

Tight End

89

Ht: 6-5
Wt: 255
4th year in NFL

College: TCU
2004 Games-Starts: 16-1
Career Games-Starts: 47-12

Acquired: D3'02
(67th overall)
Born: 11-4-78

Played his third NFL season in 2004, and led Bengals TEs in catches and yards for the third straight season ... Caught 21 passes for 201 yards, with career-high 4 TDs ... His 76-yard TD vs. Dallas was team's longest scrimmage play of the year.

2004 PARTICIPATION: Played in every game ... Has played 47 of a possible 48 games in his career, missing one contest in 2003 due to hamstring pull.

2004 HIGHLIGHTS: His 4 TDs tied for third-most on team ... Had his first career special teams statistics, with 5 tackles (3 solo), plus recovery of a Lamont Brightful fumble on a punt return Sept. 19 vs. Miami ... His career-long 76-yard TD reception Nov. 7 vs. Dallas was the fifth-longest reception by a TE in Bengals history, and was a key play in Cincinnati victory, producing first TD of game and putting Bengals ahead 16-3 in third quarter ... Led the team vs. Dallas with 84 receiving yards (on 2 catches) ... Tied his career high for catches with 4 (for 12 yards) in victory Sept. 19 vs. Miami, catching all 4 on game-winning FG drive in fourth quarter ... Scored Bengals' lone offensive

TD Oct. 17 at Cleveland with a 6-yard grab from Carson Palmer in the second quarter to tie the score at 14-14 ... His only catch Dec. 12 at New England was 2-yard TD in second quarter that lifted Bengals into 7-7 tie ... Had 3 catches for 20 yards Dec. 19 vs. Buffalo, including 4-yard TD from Jon Kitna in fourth quarter.

PREVIOUS SEASONS: 2002—Drafted by Bengals in third round (67th overall) ... Bengals traded up to 67th spot to select Schobel, sending 73rd pick plus a fifth-round pick to Carolina ... Signed May 10 ... Played in every game, with 10 starts ... His 27 catches were most by a Bengals TE since '97 ... Opened season in No. 2 TE role, but took over No. 1 spot in Game 4 after injury to Sean Brewer ... Schobel's 27 catches (for 212 yards) were most by a Bengals TE since Tony McGee's 34 in '97 ... Caught first career TD pass, 8-yarder from Jon Kitna, Oct. 27 vs. Tennessee, his only reception of game ... Caught his second TD pass (season-long gain of 20 yards) from Kitna Nov. 24 at Pittsburgh ... Made NFL debut Sept. 8 vs. San Diego, and had first NFL reception Sept. 22 at Atlanta, for 6 yards. **2003**—His 24 catches ranked fourth on the

team, and his 332 yards ranked third ... Scored 2 TDs, including game-winning 18-yarder with 13 seconds left Nov. 30 at Pittsburgh ... His 45-yard TD catch in victory Oct. 19 vs. Baltimore was longest by a Bengals TE since 1994, when Tony McGee had a 54-yarder at Arizona ... Had career-high 97 receiving yards Sept. 7 vs. Denver, most in a game by a Bengals TE since McGee had 109 in 1995 vs. Houston Oilers ... Average yards per catch of 13.8 was second on team behind WR Chad Johnson ... Schobel's game-winning 18-yard TD catch Nov. 30 at Pittsburgh was his only catch of the game, lifting Bengals from 20-17 deficit to 24-20 lead with 0:13 to play ... In season finale Dec. 28 vs. Cleveland, tied his career catch high (4) for the second time in 2003, while gaining 42 yards.

COLLEGE: Averaged 30 yards per catch on his 5 TD receptions as a TCU senior in 2001, including 67-yarder at Nebraska ... Finished '01 with 21 catches for 332 yards;

missed three games with hamstring injury ... Originally signed with Texas A&M, recruited as QB, and redshirted as an Aggie freshman in 1997 ... Sat out '98 season under NCAA transfer rules, and played three seasons (1999-2001) at TCU.

PERSONAL: Hometown and offseason residence is Columbus, Texas ... Earned All-America honors from *SuperPrep* magazine as a QB at Columbus High School ... Passed for 1134 yards and 13 TDs as a prep senior, while also rushing for 1568 yards and 19 TDs ... Psychology major at TCU, with minor in history ... Older brother, Aaron, also played at TCU and is in his fifth season as a DE with Buffalo Bills ... Cousin, Bo Schobel, played DE at TCU and was a rookie in 2004 with Tennessee Titans ... Hobbies include golf and skeet shooting ... Married (wife Nicole), with a son, Tommy (born 7-9-04) ... Full name is Matthew Thomas Schobel ... Last name is pronounced "SHO-bull."

MATT SCHOBEL'S STATISTICS

YEAR	TEAM	G-S	Receiving					Rushing					Scoring								
			NO	YDS	AVG	LG	TD	ATT	YDS	AVG	LG	TD	TD	TD-R	TD-P	TD-RI	2-PTIC	PTS			
2002	Cincinnati	16-10	27	212	7.9	20t	2	—	—	—	—	—	—	—	—	2	0	2	0	0	12
2003	Cincinnati	15-1	24	332	13.8	45t	2	—	—	—	—	—	—	—	—	2	0	2	0	0	12
2004	Cincinnati	16-1	21	201	9.6	76t	4	—	—	—	—	—	—	—	—	4	0	4	0	0	24
CAREER		47-12	72	745	10.3	76t	8	—	—	—	—	—	—	—	—	8	0	8	0	0	48

YEAR	TEAM	Special Teams							Kickoff Returns					Punt Returns							
		ST	AT	TT	FF	YDS	BP	BFG	BXP	NO	YDS	AVG	FC	LG	TD	NO	YDS	AVG	FC	LG	TD
2004	Cincinnati	3	2	5	0	1-0	0	0	0	—	—	—	—	—	—	—	—	—	—	—	—
CAREER		3	2	5	0	1-0	0	0	0	—	—	—	—	—	—	—	—	—	—	—	

— SCHOBEL'S SINGLE-GAME HIGHS —

RECEIVING — Receptions: 4 (5 times); most recently vs. Mia, 9-19-04; Yards: 97 vs. Den, 9-7-03; Long: 76 vs. Dall, 11-7-04 (TD); Touchdowns: 1 (8 times); most recently vs. Buff, 12-19-04.

— SCHOBEL'S 2004 GAME-BY-GAME STATISTICS —

DATE	OPPONENT	Receiving					Rushing				
		NO	YDS	AVG	LG	TD	ATT	YDS	AVG	LG	TD
9-12	at N.Y. Jets	0	0	—	—	0	—	—	—	—	—
9-19	MIAMI	4	12	3.0	4	0	—	—	—	—	—
9-26	BALTIMORE	3	28	9.3	11	0	—	—	—	—	—
10-3	at Pittsburgh	0	0	—	—	0	—	—	—	—	—
10-10	—BYE—	—	—	—	—	—	—	—	—	—	—
10-17	at Cleveland	3	17	5.7	8	1	—	—	—	—	—
10-25	DENVER	0	0	—	—	0	—	—	—	—	—
10-31	at Tennessee	1	10	10.0	10	0	—	—	—	—	—
11-7	DALLAS	2	84	42.0	76t	1	—	—	—	—	—
11-14	at Washington	0	0	—	—	0	—	—	—	—	—
11-21	PITTSBURGH	0	0	—	—	0	—	—	—	—	—
11-28	CLEVELAND	0	0	—	—	0	—	—	—	—	—
12-5	at Baltimore	2	11	5.5	11	0	—	—	—	—	—
12-12	at New England	1	2	2.0	2t	1	—	—	—	—	—
12-19	BUFFALO	3	20	6.7	10	1	—	—	—	—	—
12-26	N.Y. GIANTS	1	13	13.0	13	0	—	—	—	—	—
1-2	at Philadelphia	1	4	4.0	4	0	—	—	—	—	—
TOTALS		21	201	9.6	76t	4	—	—	—	—	—

THIS RECORD HOLDS THE RECORD

The oldest season record in Bengals history, and the only one still standing from the Nippert Stadium years, is QB **Greg Cook's** average of 9.41 yards gained per passing attempt in 1969. The only other average of more than nine yards was 9.21 by QB **Boomer Esiason** in 1988.



GREG SCOTT

Defensive End

93

Ht: 6-4

Wt: 280

3rd year in NFL

College: Hampton

2004 Games-Starts: 1-0

Career Games-Starts: 4-0

Acquired: PS(Cin.)'04

Born: 10-2-79

Scott returns in 2005 for his third season with Bengals ... Spent most of the last two years on the Cincinnati practice squad, but was on the roster for six games in '04, with one playing appearance ... Saw some action for Washington in 2002 ... Played for Rhein Fire of NFL Europe in spring of 2005; started all 10 games and led Fire's defensive line with 32 tackles (26 solo); recorded 2 sacks and 2 passes defended ... Moves to DE spot in 2005 after being listed previously at DT.

2004 RECAP: Played in all four Bengals preseason games, and was waived Sept. 5 ... Signed Sept. 6 to Bengals practice squad ... Signed Oct. 29 to Bengals' 53-player roster ... His Oct. 31 playing appearance at Tennessee (no statistics) was his first as a Bengal and his fourth NFL game overall ... Waived Nov. 2, and re-signed to Bengals practice squad Nov. 4 ... Re-signed to Bengals 53-player roster on Nov. 29 ... Inactive for Games 12-16.

PREVIOUS SEASONS: 2002—Drafted by Washington in seventh round (234th overall) ... Made the 53-player roster for start of season and played in three games ... Made NFL debut in Game 9, Nov. 10

at Jacksonville, and had 1 tackle ... Also played Dec. 8 vs. N.Y. Giants and Dec. 29 vs. Dallas (no statistics) ... On inactive list for the other 13 games. **2003**—Opened training camp with Washington ... Played in Redskins' first three preseason games, with 2 tackles ... Waived Aug. 26, and acquired by Bengals Aug. 27 on waiver claim ... Waived by Cincinnati Sept. 1, and signed Sept. 3 to Bengals practice squad ... On practice squad for all 16 regular-season games ... Did not earn an accrued year of experience toward NFL free agency ... Signed Dec. 29 to Bengals offseason roster.

COLLEGE: Finished career at Hampton with 128 tackles (88 solos), 11.5 sacks for 120 yards, 27 stops behind the line of scrimmage and 13 quarterback pressures ... Started every game at LDE as a junior and senior ... Named All-American and All-Mid Eastern Conference first-team selection by *The NFL Draft Report*.

PERSONAL: Hometown is Courtland, Va. ... Attended Southampton High School, where he earned all-state honors in football (at LB) and all-district honors in basketball ... Majored in communications disorders at Hampton.

GREG SCOTT'S STATISTICS

YEAR	TEAM	G-S	Defense						FR-YDS	Interceptions					Scoring					
			ST	AT	TT	YDS	PBU	FF		NO	YDS	AVG	LG	TD	TD	Int	FRR	S	PTS	
2002	Washington	3-0	0	1	1	0-0	0	0	0-0	—	—	—	—	—	—	—	—	—	—	—
2003	Cincinnati	0-0	DID NOT PLAY*						—	DID NOT PLAY*					DID NOT PLAY*					
2004	Cincinnati	1-0	0	0	0	0-0	0	0	0-0	—	—	—	—	—	—	—	—	—	—	—
WASH. TOTALS		3-0	0	1	1	0-0	0	0	0-0	—	—	—	—	—	—	—	—	—	—	—
CIN. TOTALS		1-0	0	0	0	0-0	0	0	0-0	—	—	—	—	—	—	—	—	—	—	—
CAREER		4-0	0	1	1	0-0	0	0	0-0	—	—	—	—	—	—	—	—	—	—	—

*NOTE: Scott was on the practice squad for 16 games with Cincinnati in 2003.

UNIQUE VICTORY

Cincinnati's 16-13 win over Miami last Sept. 19 at Paul Brown Stadium marked the first time for the Bengals to win without scoring an offensive touchdown since Nov. 6, 1994, when they won 20-17 in overtime at Seattle with no touchdowns, 6 field goals and a safety.

In last season's win over the Dolphins, the Bengals scored their only touchdown on a **Brian Simmons** interception return, and **Shayne Graham** kicked three field goals, including the game-winner with two seconds left in the fourth quarter.



BRIAN SIMMONS

Linebacker

56

Ht: 6-3

Wt: 244

8th year in NFL

College: North Carolina

2004 Games-Starts: 15-15

Career Games-Starts: 94-91

Acquired: D1b'98

(17th overall)

Born: 6-21-75

One of the NFL's most athletically gifted linebackers, Simmons has played the weak-side position the last two seasons after logging his first five Bengals campaigns at an inside LB spot ... Recorded an entry in every column on the defensive stat sheet for the second year in a row in 2004, only Bengals player to do it in '03 or '04 ... Led team in '04 in solo tackles (77), ranked second in total stops (132), and made the game's key play in victory vs. Miami with 50-yard INT return for TD ... Has finished no worse than second in total tackles in every full Bengals season he has played ... Holds Bengals single-season record for most sacks by an inside LB (6.5 in 2001).

2004 PARTICIPATION: Missed season opener due to knee injury suffered in Aug. 28 preseason game at Atlanta, but started Games 2-16 ... Despite missing opener, finished third on defense for the season in snaps played (985 of 1065, 92.5%) ... Is the dean of the defense, with squad-leading 95 Bengals games and 91 Bengals starts.

THE ONE AND ONLY: Simmons is the only Bengal to have played in the franchise's two best defensive efforts against the rush. On Dec. 12, 1999, he was the starting MLB and tied for the team tackles lead (5) as Cincinnati held Cleveland to a record-low yield of 11 yards on 11 carries in a 44-28 win at Cinergy Field. On Sept. 19, 2004, he started at WLB as the Bengals held Miami to 25 yards on 20 carries in a 16-13 win at Paul Brown Stadium. Simmons joined the Bengals in 1998 as a first-round draft choice, and no other current Bengals defenders were with the team before 2001.

MORE 2004 HIGHLIGHTS: Ranked second on the team in total turnover plays with 6, logging team-leading 3 forced fumbles, 1 fumble recovery and 2 INTs ... Also had 1 sack and 5 passes defended ... Made key individual play in 16-13 victory Sept. 19 vs. Miami, intercepting an A.J. Feeley pass in third quarter and returning it 50 yards for TD that put Bengals ahead 7-3 ... Ranked second on team in tackles vs. Miami with 9 (7 solo) ... His 15 tackles Oct. 17 at Cleveland tied his career high and ranked second by a Bengal in a game all season ... Led team with 12 tackles (7 solo) in Monday night win Oct. 25 vs. Denver, including 9-yard sack of Jake Plummer at Broncos' 24 in fourth quarter, forcing a punt ... Tied for team lead with 11 tackles (4 solo) Oct. 31 at Tennessee ... On Nov. 7 vs. Dallas, recovered a fumble and advanced it 18 yards to the Dallas 29, setting up a FG for a Bengals 9-0 lead ... Had second INT of season Nov. 14 at Washington, snagging Mark Brunell pass deflected by Cincinnati's Mookie Williams in first quarter and returning it 11 yards to Washington 47, setting up drive that produced game's

first TD ... Tied for team lead with 9 tackles Nov. 28 vs. Cleveland ... Led team with 14 tackles Dec. 5 at Baltimore, and his 11 solo tackles tied for team high on season ... Second on team with 11 tackles Dec. 12 at New England ... On Dec. 26 vs. N.Y. Giants, had 8 tackles, a pass defended and a forced fumble against Tiki Barber (Giants recovered) ... Logged seventh double-figures tackling game of the year with 10 on Jan. 2 at Philadelphia.

PREVIOUS SEASONS: 1998—Drafted by Bengals in first round (17th overall) ... Signed July 27 ... Played in first 3 preseason games, but diagnosed before preseason finale with cartilage tear in left knee ... Missed preseason finale and Games 1-2 of regular season ... Played as reserve in Games 3-4, and started Games 5-16 ... Finished tied for second on team with 78 tackles, despite having only 4 tackles in the first four games ... Made NFL debut Sept. 20 vs. Green Bay, with 1 solo tackle ... Made first start Oct. 11 vs. Pittsburgh and contributed to 25-20 victory with 6 tackles (5 solo) ... Covered field for 13 tackles (11 solo) on Oct. 25 at Oakland, posting what would be the most total tackles by a Bengal in a game all season ... Had first pro sack Nov. 8 at Jacksonville, dropping Jamie Martin for 3-yard loss in fourth quarter. **1999**—Started Games 1-10 at LILB, and moved to MLB for Games 11-16 as defense changed alignment from 3-4 to 4-3 front ... Led the team in total tackles (111) and solos (90) ... Posted the highest tackling numbers of the season by a Bengal on Sept. 19 vs. San Diego, recording 15 (13 solo) ... Helped key victory Dec. 5 vs. San Francisco with 3 tackles-for-loss and overall tackle total of 8 (6 solo) to tie for team lead. **2000**—Sidelined with torn lateral meniscus cartilage in his right knee on final play of third quarter in season opener Sept. 10 vs. Cleveland ... On inactive list for Games 2-9 ... Underwent arthroscopic surgery Sept. 12 ... Placed on Injured Reserve list Nov. 9 ... Despite playing only three quarters vs. Cleveland, he led team with 9 tackles (7 solo), including 10-yard sack against Tim Couch with a forced fumble (Browns recovered). **2001**—Started every game at MLB ... Led the defense in total snaps, playing 973 of a possible 1013 (96.1%) ... Led the team in tackles-for-loss (8) ... Key player in Bengals' rise to No. 9 rank among NFL defenses ... Had a 56-yard TD run on special teams in victory over Pittsburgh, and made key defensive plays in wins over Baltimore and Detroit ... His career-high total of 6.5 sacks topped by 3 the season total of any previous Bengals inside LB ... Ranked second on the team in total tackles (139) and solo tackles (79) ... Tied for team lead with 2 forced fumbles ... Recorded an INT and a sack in victory Sept. 23 vs. Baltimore ... In win Oct. 28 at Detroit, his 10 tackles included 1.5 sacks of Lions QB Charlie Batch,

STAFF
ROSTERS
VETERANS
FIRST-YEAR FREE AGENTS
2005 DRAFT CHOICES
COLLEGE FREE AGENTS
2004 REVIEW
HISTORY
RECORDS
STADIUM, NFL & MEDIA

and he also forced a fumble ... Matched his season-high with 12 tackles (9 solo) on Nov. 25 at Cleveland, including a sack, and had a forced fumble ... Had 10 stops (7 solo) Dec. 2 against Tampa Bay, including a 5-yard sack against Brad Johnson in overtime, pushing Buc's out of field goal range ... Jump-started comeback victory Dec. 30 vs. Pittsburgh with a 56-yard TD run on special teams; taking a lateral at Bengals' 44-yard line from Robert Bean, who had scooped up a muffed Steelers' field goal snap.

2002—Finished second on team in tackles (130), with 3 sacks ... Played every game and started 15 at MLB, missing only Oct. 13 vs. Pittsburgh, when he saw limited action due to a stinger ... Led the LBs with 5 passes defended ... Had 51-yard INT return for TD on Sept. 29 vs. Tampa Bay, jumping a slant route to pick off Brad Johnson pass and give Bengals 7-0 lead in first quarter ... Led team with 11 tackles (7 solo) in victory Nov. 3 at Houston, including 8-yard sack of David Carr to force second-quarter punt ... Had his season high of 13 tackles (9 solo) on Dec. 8 at Carolina, leading the team.

2003—Played in every game for the third straight season ... Led the team in solo tackles (78), and his 117 total tackles ranked second ... Was the only player on the defensive stat sheet with an entry in every category, showing 2 interceptions, 1.5 sacks, tied for team-leading 4 fumble recoveries, tied for team-leading 2 forced fumbles, and third-ranked total in passes defended (7) ... Ranked third on defense in snaps played, logging 999 of the 1038 total (96.2 percent) ... Was a key performer in back-to-back wins against division leaders Baltimore and Seattle ... His sack, forced fumble and fumble recovery against Kyle Boller jump-started a 34-26 win Oct. 19 vs. Ravens, and on Oct. 26 vs. Seattle,

he earned AFC Defensive Player of the Week with a forced fumble, a fumble recovery, an INT and a pass defensed that resulted in a teammate's game-clinching INT ... Tied for the team lead with 8 tackles in win Nov. 16 vs. previously unbeaten Kansas City ... Had 7 tackles (all solo) and 2 fumble recoveries in win Dec. 14 vs. San Francisco.

COLLEGE: Headliner of a North Carolina defense that ranked No. 2 in the nation in 1997 ... Earned first-team All-America honors from *Associated Press*, *Football News* and Walter Camp Foundation ... As a senior, had 3 sacks, 1 safety, 17 QB pressures and 13 tackles-for-loss ... As a junior, scored on INT returns of 84 yards vs. Louisville and 57 yards vs. Virginia, joining Bill Maceyko as the only players in UNC history with two returns of 50-plus yards ... Did not play in 1993 redshirt freshman year; missed only one game in four seasons from 1994-97.

PERSONAL: Hometown is New Bern, N.C. ... Attended New Bern High School, where he was a winner of the Outstanding Citizenship Award ... Played LB, RB, FB, WR and safety during his prep career ... Lettered in football, basketball, baseball and track in high school ... Offseason residence is Orlando, Fla. ... Married (wife Rachel), with a daughter, Brianna (born 6-12-96) ... Chosen as honorary chairman by the March of Dimes for the Greater Cincinnati/Northern Kentucky WalkAmerica 2002 ... Sociology major at UNC, and was a member of UNC's 15-player Leadership Committee ... Favorite hobbies are computers, playing recreational sports and watching television ... Full name is Brian Eugene Simmons.

BRIAN SIMMONS' STATISTICS

YEAR	TEAM	G-S	Defense							Interceptions					Scoring					
			ST	AT	TT	FF	YDS	PBU	FF	FR-YDS	NO	YDS	AVG	LG	TD	TD	INT	FR	RI	S
1998	Cincinnati	14-12	62	16	78	3-18	2	1	1-22	1	18	18.0	18	0	0	0	0	0	0	0
1999	Cincinnati	16-16	90	21	111	3-20	5	0	1-0	0	0	0	—	0	0	0	0	0	0	
2000	Cincinnati	1-1	7	2	9	1-10	0	1	0-0	0	0	0	—	0	0	0	0	0	0	
2001	Cincinnati	16-16	79	60	139	6.5-41	4	2	0-0	1	5	5.0	5	0	*1	0	*1	0	6	
2002	Cincinnati	16-15	85	45	130	3-12	5	0	0-0	1	51	51.0	51	1	1	1	0	0	6	
2003	Cincinnati	16-16	78	39	117	1.5-9	7	2	4-13	2	14	7.0	13	0	0	0	0	0	0	
2004	Cincinnati	15-15	77	55	132	1-9	5	3	1-18	2	61	30.5	50	1	1	1	0	0	6	
CAREER	94-91	478	238	716	19-119	28	9	7-53	7	149	21.3	511	2	3	2	1	0	18	0	
YEAR	TEAM	Special Teams							Kickoff Returns					Punt Returns						
		ST	AT	TT	FF	FR-YDS	BP	BFG	BXP	NO	YDS	AVG	FC	LG	TD	NO	YDS	AVG	FC	LG
1998	Cincinnati	5	0	5	0	0-0	0	0	0	—	—	—	—	—	—	—	—	—	—	—
1999	Cincinnati	3	2	5	0	0-0	0	0	0	—	—	—	—	—	—	—	—	—	—	—
2001	Cincinnati	1	0	1	0	*0-56	0	0	0	—	—	—	—	—	—	—	—	—	—	—
CAREER	9	2	11	0	*0-56	0	0	0	0	—	—	—	—	—	—	—	—	—	—	—

*NOTE: Cornerback Robert Bean recovered a fumble Dec. 30, 2001 vs. Pittsburgh on a Steelers field-goal attempt and returned it 10 yards before lateraling the ball to Simmons, who returned it an additional 56 yards for a touchdown.

GET THE POINT?

Only three times in the Bengals' 37 seasons has a non-kicker led the team in scoring. In 1979, FB **Pete Johnson** was the team's leading scorer with 90 points (15 TDs). FB **Ickey Woods** led the 1988 Bengals with 90 points (15 TDs), and in 2001, HB **Corey Dillon** scored a team-high 78 points (13 TDs).

The Bengals' single-season scoring record was set last season by K **Shayne Graham**, who scored 122 points (27 FGs, 41 PATs). He broke the previous mark of 121 points set in 1995 by K **Doug Pelfrey**.

— SIMMONS' 2004 GAME-BY-GAME DEFENSIVE STATISTICS —

DATE	OPPONENT	ST	AT	TT	SKS-YDS	INT-YDS	PBU	FF	FR-YDS
9-12	at N.Y. Jets				INACTIVE				
9-19	MIAMI	7	2	9	0-0	1-50	1	0	0-0
9-26	BALTIMORE	3	2	5	0-0	0-0	0	1	0-0
10-3	at Pittsburgh	5	1	6	0-0	0-0	0	0	0-0
10-10	—BYE—								
10-17	at Cleveland	5	10	15	0-0	0-0	0	0	0-0
10-25	DENVER	7	5	12	1-9	0-0	1	1	0-0
10-31	at Tennessee	4	7	11	0-0	0-0	0	0	0-0
11-7	DALLAS	4	0	4	0-0	0-0	0	0	1-18
11-14	at Washington	2	2	4	0-0	1-11	1	0	0-0
11-21	PITTSBURGH	2	2	4	0-0	0-0	0	0	0-0
11-28	CLEVELAND	7	2	9	0-0	0-0	0	0	0-0
12-5	at Baltimore	11	3	14	0-0	0-0	1	0	0-0
12-12	at New England	4	7	11	0-0	0-0	0	0	0-0
12-19	BUFFALO	6	4	10	0-0	0-0	0	0	0-0
12-26	N.Y. GIANTS	4	4	8	0-0	0-0	1	1	0-0
1-2	at Philadelphia	6	4	10	0-0	0-0	0	0	0-0
TOTALS		77	55	132	1-9	2-61	5	3	1-18



JUSTIN SMITH

Defensive End

90

Ht: 6-4
Wt: 275
5th year in NFL

College: Missouri
2004 Games-Starts: 16-16
Career Games-Starts: 63-59

Acquired: D1'01
(4th overall)
Born: 9-30-79

A first-round Bengals selection in the 2001 NFL Draft, Smith has been a leading force on the defensive line for each of his four seasons ... Led the '04 defense in sacks (8), sack yardage (70.5) and snaps played (94.4%), and his 97 tackles led the line while ranking third on the team ... Has led line in tackles for three straight seasons ... His 28 sacks since being drafted in '02 is most on team during that span, and his 8.5 sacks in 2001 stand as most ever by a Bengals rookie.

2004 PARTICIPATION: Started 16 games at RDE for the third consecutive year ... Played team-leading 1005 of the 1065 defensive snaps ... His streak of 59 consecutive starts (Bengals or NFL) leads the defense and ranks second on team to OT Willie Anderson's 80.

2004 HIGHLIGHTS: In addition to his line-leading 97 tackles, had 2 forced fumbles, 2 fumble recoveries and 2 passes defended ... Had 6 tackles (5 solo) in win Sept. 19 vs. Miami, including 9-yard sack of A.J. Feeley late in third quarter, forcing field position that led to Bengals FG ... Led line in Monday night win Oct. 25 vs. Denver with personal season-high 10 tackles (later tied), including 2 sacks, plus a forced fumble (Broncos recovered) ... Brought Denver's final possession to a close, sacking Jake Plummer for losses of 10 and 7 yards on consecutive plays ... Recorded 5 tackles Nov. 7 vs. Dallas as Bengals posted 26-3 win, first game under Marvin Lewis with no opponent TDs ... Recorded his fourth sack of season Nov. 14 at Washington, dropping Mark Brunell for 7-yard loss on third-down play in second quarter ... Had 10 tackles Nov. 21 vs. Pittsburgh, including 1.5 sacks; teamed with Duane Clemons for a 7-yard sack on Ben Roethlisberger

in first quarter and added a 10-yard sack to Steelers' 19 on a third-down play in fourth quarter, forcing a punt ... Also vs. Pittsburgh, recovered a Roethlisberger fumble at Bengals' 23 to halt Steelers scoring threat just before halftime ... Led line Dec. 26 vs. N.Y. Giants with 7 tackles, including seventh sack, which was a key play in victory ... Early in fourth quarter vs. Giants, Smith dropped Eli Manning for 9-yard loss to Bengals' 23, forcing Giants to settle for FG and 19-17 lead in game Bengals came back to win 23-22 ... His 5 tackles in win Jan. 2 at Philadelphia included 10-yard, second-quarter sack of Koy Detmer on which Smith forced a fumble and made a diving recovery himself at Eagles' 20-yard line.

PREVIOUS SEASONS: 2001—Drafted by Bengals in first round (fourth overall) ... Signed Sept. 8 following protracted contract negotiations, and had roster exemption for Sept. 9 season opener vs. New England ... Despite missing all of preseason plus first regular-season game, logged a Bengals rookie-record 8.5 sacks, breaking mark of 8.0 set by James Francis in 1990 ... Finished second on the line in total tackles (67) and first in solos (60) ... Recorded first career sack Sept. 30 at San Diego when he tracked down Doug Flutie for 13-yard loss ... Recorded 2 solo tackles in his first start, Oct. 21 vs. Chicago ... Recorded his first NFL interception in first quarter Oct. 28 at Detroit, grabbing a Charlie Batch pass 6 yards behind scrimmage line and returning it 21 yards to Lions' 36 ... Led defensive line with 7 solo tackles Dec. 2 vs. Tampa Bay and had his first two-sack game, dropping Brad Johnson for losses of 3 and 9 yards ... His 3 sacks against Mark Brunell Dec. 9 vs. Jacksonville led line charge that produced a club-record 8 sacks in the game ... Recorded

his second INT in win Dec. 30 vs. Pittsburgh, grabbing a deflected Kordell Stewart pass to set up first of Cincinnati's 2 fourth-quarter TDs ... Set Bengals rookie season sack record (8.5) Jan. 6 at Tennessee as he dropped Steve McNair for 12-yard loss to Cincinnati 32 in second quarter, pushing Titans out of FG range. **2002**—Started every game at RDE ... Led team in sacks (6.5), and led line in tackles (67) ... Also led team in sack yardage (56) ... Played 95.5% of the defensive snaps (934 of 978), second on team ... His sack total gave him 15 for his first two seasons, most by a Bengal in his first two Cincinnati campaigns since 1976-77 ... Had 7 tackles Sept. 22 at Atlanta, including 11-yard sack against Michael Vick in third quarter ... Had 6 tackles Sept. 29 vs. Tampa Bay, and his deflection of a Brad Johnson pass was intercepted by DT Oliver Gibson ... Sacked Jeff Blake for 16-yard loss Nov. 10 at Baltimore ... Had a sack and a forced fumble against Aaron Brooks in Dec. 22 win vs. New Orleans. **2003**—Ranked third on the team and first on the line with 91 tackles ... Ranked fifth on defense and first on the line in snaps played, logging 917 of the 1038 total (88.3 percent) ... His 91 tackles were 28 more than the second-place player on the line ... Ranked third on team in sacks with 5, just one behind co-leaders Duane Clemons and John Thornton (6 each) ... Had 7 tackles and a pass defended in victory Sept. 28 at Cleveland, and sacked Tim Couch for 3-yard loss to Browns' 39 with 1:19 remaining in fourth quarter ... Led team in win Oct. 19 vs.

Baltimore with season-high 13 tackles ... Led the line with 8 tackles in win Oct. 26 vs. Seattle, including 2-yard sack of Matt Hasselbeck on third-down play late in fourth quarter to force a Seahawks punt ... Had shared sack Nov. 9 vs. Houston that dropped David Carr for 10-yard loss, forcing a punt during Bengals' fourth quarter comeback.

COLLEGE: Entered 2001 NFL Draft after junior season at Missouri in which he logged 11 sacks, 24 tackles-for-loss and 97 total tackles ... His sacks and tackles-for-loss set school season records, and he set school sacks record two years in a row, having logged 8 as a sophomore ... Faced frequent double and even triple-team blocking in 2000 as the feature defensive player on a 3-8 team ... Earned first-team All-America honors as a junior from the Football Writers Association and was a unanimous selection to All-Big 12 first team ... Also earned first-team All-Big 12 honors a sophomore ... In 1998, became first true freshman since '86 to start every game for Missouri.

PERSONAL: Hometown is Holts Summit, Mo. ... All-state and two-time all-district football choice at Jefferson City High School, where he was selected to *SuperPrep's* All-America and Top 50 teams as a senior ... Now lives year-round in Cincinnati ... Favorite hobby is golf ... General studies major at Missouri.

JUSTIN SMITH'S STATISTICS

YEAR	TEAM	G-S	Defense					Interceptions					Scoring					
			ST	AT	TT	SKS-YDS	PBU	FF	FR-YDS	NO	YDS	AVG	LG	TD	TD	Int/RT	FR/RT	S
2001	Cincinnati	15-11	60	7	67	8.5-76	2	0	0-0	2	28	14.0	21	0	—	—	—	—
2002	Cincinnati	16-16	53	14	67	6.5-56	1	1	0-0	0	0	—	0	—	—	—	—	
2003	Cincinnati	16-16	55	36	91	5-16.5	1	0	0-0	0	0	—	0	—	—	—	—	
2004	Cincinnati	16-16	57	40	97	8-70.5	2	2	2-0	0	0	—	0	—	—	—	—	
CAREER		63-59	225	97	322	28-219	6	3	0-0	2	28	14.0	21	0	—	—	—	—

— JUSTIN SMITH'S 2004 GAME-BY-GAME DEFENSIVE STATISTICS —

DATE	OPPONENT	ST	AT	TT	SKS-YDS	INT-YDS	PBU	FF	FR-YDS
9-12	at N.Y. Jets	4	2	6	0-0	0-0	0	0	0-0
9-19	MIAMI	5	1	6	1-9	0-0	0	0	0-0
9-26	BALTIMORE	4	3	7	0-0	0-0	0	0	0-0
10-3	at Pittsburgh	3	2	5	0-0	0-0	0	0	0-0
10-10	—BYE—								
10-17	at Cleveland	3	4	7	0-0	0-0	0	0	0-0
10-25	DENVER	5	5	10	2-17	0-0	0	1	0-0
10-31	at Tennessee	5	4	9	0-0	0-0	0	0	0-0
11-7	DALLAS	3	2	5	0-0	0-0	0	0	0-0
11-14	at Washington	5	0	5	1-7	0-0	1	0	0-0
11-21	PITTSBURGH	6	4	10	1.5-13.5	0-0	0	0	1-0
11-28	CLEVELAND	1	3	4	0.5-5	0-0	0	0	0-0
12-5	at Baltimore	6	1	7	0-0	0-0	0	0	0-0
12-12	at New England	0	2	2	0-0	0-0	0	0	0-0
12-19	BUFFALO	0	2	2	0-0	0-0	1	0	0-0
12-26	N.Y. GIANTS	4	3	7	1-9	0-0	0	0	0-0
1-2	at Philadelphia	3	2	5	1-10	0-0	0	1	1-0
TOTALS		57	40	97	8-70.5	0-0	2	2	2-0

DYNAMIC DUO

On Dec. 5 last season at Baltimore, WRs **T.J. Houshmandzadeh** and **Chad Johnson** combined for the most catches (20) and yards (332) by any two receivers in one game in Bengals history. Houshmandzadeh had 10 catches for a career-high 171 yards, and Johnson was 10-for-161, setting a new personal yardage mark and tying his previous catch high.



SHAUN SMITH

Defensive Tackle

66

Ht: 6-2 **College:** South Carolina **Acquired:** W(N.O.)'04
Wt: 320 **2004 Games-Starts:** 8-2 (5-1 N.O., 3-1 Cin.) **Born:** 8-19-81
2nd year in NFL **Career Games-Starts:** 8-2

Smith enters his first full Bengals season in 2005 ... Was on Cincinnati roster for the final five games last season and played in the last three, after being acquired on waivers from New Orleans ... Started at RDT in Bengals season finale ... Played in five games for New Orleans earlier in the season ... Wore uniform No. 99 last season; will wear No. 66 in 2005.

2004 PARTICIPATION: Opened training camp with Dallas, after spending his rookie 2003 season on Cowboys practice squad ... Played in Cowboys preseason opener at Houston (2 tackles) ... On roster but did not play in Dallas preseason Games 2 and 3 ... Waived by Dallas on Aug. 31 and acquired Sept. 1 by Arizona on waiver claim ... Played for Arizona (no stats) in Sept. 2 preseason finale at Denver, and waived by Arizona on Sept. 6 ... Signed to New Orleans practice squad Sept. 7, and signed Sept. 18 to Saints 53-player roster ... Played for New Orleans in Games 2-4 and 7-8, with a start in Game 3, Sept. 26 at St. Louis ... Inactive for Games 5-6 and 9-11 for New Orleans, and was waived Nov. 30 ... Acquired by Bengals on waivers Dec. 1 ... Inactive for Bengals in Games 12-13, and played in Games 14-16 ... Started at RDT in season finale, Jan. 2 at Philadelphia, in place of injured Langston Moore.

2004 HIGHLIGHTS: Had 16 tackles for New Orleans and 6 tackles with Bengals ... Had 2 tackles for New Orleans in first NFL start, Sept. 26 at St. Louis ... Had season

highs of 4 tackles for New Orleans on Oct. 3 at Arizona and on Nov. 7 at San Diego ... Had 2 tackles for Bengals in each of the final three games — Dec. 19 vs. Buffalo, Dec. 26 vs. N.Y. Giants and Jan. 2 at Philadelphia.

2003: Signed May 1 with Dallas as rookie free agent ... Had 4 tackles for Cowboys during preseason ... Waived in final roster cuts on Aug. 31 and signed Sept. 1 to Cowboys practice squad, where he spent the entire season.

COLLEGE: Played defensive end for two years at South Carolina after transferring from Butler (Kan.) Community College ... As a senior, Smith played in every game with two starts, posting 38 tackles, a sack and a FR ... As a junior, he played in every contest and had 11 tackles ... Before transferring to South Carolina, he lettered twice as a defensive lineman at Butler CC, recording 128 tackles and a season-record 20 sacks as a sophomore in 2000.

PERSONAL: Grew up in Brooklyn, N.Y., then moved to Wichita Heights, Kan. for his final two years of high school ... Played at Wichita Heights High School ... Married (wife Lashonda) with two children ... Hobbies include movies, video games, basketball and bike riding ... African-American Studies major at South Carolina ... Active in community service, he has participated in Dallas with hospital visits, Salvation Army Thanksgiving dinners and recreational activities with wheel-chair bowlers ... Full name is Shaun Jamel Smith.

SHAUN SMITH'S STATISTICS

YEAR	TEAM	G-S	Defense						FR-YDS	Interceptions					Scoring				
			ST	AT	TT	SKS-YDS	PBU	FF		NO	YDS	AVG	LG	TD	TD	INT	FR	S	PTS
2003	Dallas	0-0	DID NOT PLAY*							DID NOT PLAY*					DID NOT PLAY*				
2004	New Orleans	5-1	7	9	16	0-0	0	0	0-0	—	—	—	—	—	—	—	—	—	—
	Cincinnati	3-1	2	4	6	0-0	0	0	0-0	—	—	—	—	—	—	—	—	—	
N.O. TOTALS		5-1	7	9	16	0-0	0	0	0-0	—	—	—	—	—	—	—	—	—	
CIN. TOTALS		3-1	2	4	6	0-0	0	0	0-0	—	—	—	—	—	—	—	—	—	
CAREER		8-2	9	13	22	0-0	0	0	0-0	—	—	—	—	—	—	—	—	—	

*NOTE: S. Smith was on the practice squad for 16 games with Dallas in 2003.

(continued)

SCORING SPREE

The Bengals' 146 points in Games 11-14 of the 1999 season tied the club record for any four-game stretch. In those four, Cincinnati scored 31 vs. Baltimore, 27 at Pittsburgh, 44 vs. San Francisco and 44 vs. Cleveland.

The other instance of 146 points in four games came in Games 5-8 of the 1988 Super Bowl season, when the Bengals scored 45 at the L.A. Raiders, 36 vs. the N.Y. Jets, 21 at New England and 44 vs. the Houston Oilers.

— SHAUN SMITH'S 2004 GAME-BY-GAME DEFENSIVE STATISTICS —

DATE	OPPONENT	ST	AT	TT	SKS-YDS	INT-YDS	PBU	FF	FR-YDS
					New Orleans Saints				
					PRACTICE SQUAD				
9-12	SEATTLE								
9-19	SAN FRANCISCO	1	2	3	0-0	0-0	0	0	0-0
9-26	at St. Louis	0	2	2	0-0	0-0	0	0	0-0
10-3	at Arizona	2	2	4	0-0	0-0	0	0	0-0
10-10	TAMPA BAY								
10-17	MINNESOTA								
10-24	at Oakland	2	1	3	0-0	0-0	0	0	0-0
10-31	—BYE—								
11-7	at San Diego	2	2	4	0-0	0-0	0	0	0-0
11-14	KANSAS CITY								
11-21	DENVER								
11-28	at Atlanta								
					Cincinnati				
12-5	at Baltimore								
12-12	at New England								
12-19	BUFFALO	1	1	2	0-0	0-0	0	0	0-0
12-26	N.Y. GIANTS	1	1	2	0-0	0-0	0	0	0-0
1-2	at Philadelphia	0	2	2	0-0	0-0	0	0	0-0
N.O. TOTALS		7	9	16	0-0	0-0	0	0	0-0
CIN. TOTALS		2	4	6	0-0	0-0	0	0	0-0
2004 TOTALS		9	13	22	0-0	0-0	0	0	0-0



Ht: 6-6

Wt: 295

3rd year in NFL

College: Iowa

2004 Games-Starts: 16-15

Career Games-Starts: 31-30

Acquired: D2'03

(33rd overall)

Born: 4-4-80

One of the most athletically talented interior linemen to play for Bengals in recent years, Steinbach started 15 games for the second consecutive season in 2004 ... Has excellent pulling ability ... Helped paved the way for Rudi Johnson's club record of 1454 rushing yards, breaking the mark of 1435 set by Corey Dillon in 2000 ... Contributor to pass protection allowing only 12 sacks in last nine games.

2004 PARTICIPATION: Played in every game, and started Games 2-16 at LG ... Did not start season opener, Sept. 12 at N.Y. Jets, due to preseason inactivity with rehab of elbow injury, but played most of the Jets game after C Rich Braham went out with an injury and Larry Moore was switched from LG to C ... Saw some action at LOT on Sept. 26 vs. Baltimore, switching positions to replace injured Levi Jones ... Played only a few snaps in preseason, in Game 3, as he rehabbed from offseason elbow surgery.

450 TIMES 3: Steinbach's play helped the offensive line fuel three consecutive games of 450-plus offensive yards in Games 11-13 of last season. It was the first such streak in Bengals history. The streak began with a 504-yard output in a wild 58-48 win Nov. 28 vs. Cleveland, as the Bengals scored the third-most points in their history. On Dec. 5 at Baltimore, the total was 453 offensive yards as the line helped QB Carson Palmer post career highs for passing yards (382), completions (29),

completion percentage (80.6) and passer rating (127.1). On Dec. 12 at New England, the Bengals gained 478 yards, which proved to be the most allowed all season by the defending Super Bowl champs.

MORE 2004 HIGHLIGHTS: Protected Carson Palmer on Sept. 12 at N.Y. Jets as Palmer posted a 105.2 passer rating in his playing debut ... On Sept. 19 vs. Miami, helped lead a fourth-quarter drive of 59 yards in 10 plays, with Palmer not sacked and completing 7 of 8 passes, to set up Shayne Graham's game-winning FG ... Contributed Sept. 26 to 398-yard offensive output vs. Baltimore, most yards against Ravens in their last 23 non-overtime games ... Supported 123-yard rushing effort by Rudi Johnson on Oct. 3 at Pittsburgh, most rushing yards by a Bengal at Pittsburgh since James Brooks had 127 in 1989 ... Had a key block on Rudi Johnson's 36-yard TD run in second quarter of Monday night win Oct. 25 vs. Denver, and helped Johnson total 119 yards on 24 carries for the game ... On Nov. 21 vs. Pittsburgh, helped offense extend streak of no sacks allowed to 10 quarters before Steelers got a sack in third quarter ... Supported Rudi Johnson's 202-yard rushing day Nov. 28 vs. Cleveland, second-most yards by an NFL rusher in '04 ... On Dec. 19 vs. Buffalo, helped Johnson rack up 130 yards rushing, tying Bengals record with his fifth 100-yarder of the season.

2003: Drafted by Bengals in second round (33rd

overall) ... Signed on July 29 ... First Bengals offensive lineman to open his rookie season as a starter since guards Rod Jones and Ken Blackman in 1996, and he started 15 games, earning spot on *Pro Football Weekly's* NFL All-Rookie team ... Had a key block on 16-yard TD run by Rudi Johnson on Oct. 5 at Buffalo ... Aided 412-yard output in victory Oct. 26 vs. Seattle, including 194 rushing yards ... Had a key block on Rudi Johnson 2-yard TD run in first quarter Nov. 2 at Arizona, and preserved an offensive possession in first quarter with recovery of Jon Kilna fumble at Bengals' 30-yard line ... In victory Nov. 9 vs. Houston, had a key block on 17-yard Rudi Johnson TD run, and pulled to make another key block on 1-yard Johnson TD run that gave Bengals 31-27 lead in fourth quarter ... Helped offense produce season-high in rushing yards (240) in the Houston game, with no sacks allowed ... Also vs. Houston, supported Rudi Johnson rushing for 182 yards on club-record 43 carries, as Bengals posted highest possession time (41:15) in 226 games, since 11-27-88 vs. Buffalo (41:21) ... Supported a season-high 444-yard total offense effort Nov. 23 at San Diego, including third straight game of 200 or more rushing yards (210) ... Had a key block on Rudi Johnson 49-yard TD run in victory Dec. 14 vs. San Francisco.

COLLEGE: Steinbach was widely rated as the top

guard available in the 2003 NFL Draft after an Iowa career culminated by All-America honors from *Pro Football Weekly* and the Walter Camp Foundation ... His senior season also included Big Ten Offensive Lineman of the Year honors from league coaches ... Came to Iowa as a tight end, but was moved to guard as a freshman in 1999, following '98 redshirt year ... Helped lead Iowa to 11-2 record and an Orange Bowl berth against Bengals teammate Carson Palmer's USC squad ... Credited with 8 TD-producing blocks as a senior, and anchored line that allowed only 11 sacks in 12 regular-season games ... All-Big Ten as a junior in 2001.

PERSONAL: Hometown is Lockport, Ill. ... Played TE and DE at Providence Catholic High School in New Lenox, Ill., leading team to 50 straight wins and three consecutive state titles ... Had school-record 26 sacks as a senior DE in high school, and also had 22 catches for 6 TDs as a TE ... Four-sport letterman in high school, including baseball, basketball and track ... Education major at Iowa ... Last name is pronounced "STINE-bock."

ERIC STEINBACH'S STATISTICS

YEAR	TEAM	GAMES	STARTS
2003	Cincinnati	15	15
2004	Cincinnati	16	15
CAREER		31	30



LARRY STEVENS

Linebacker

95

Ht: 6-2

Wt: 250

2nd year in NFL

College: Michigan

2004 Games-Starts: 9-0

Career Games-Starts: 9-0

Acquired: PS(Cin.)'04

Born: 1-22-82

College free agent made Bengals practice squad to open the 2004 season, and made a significant contribution after gaining a roster spot for the last nine games ... Played mostly on special teams, but also saw some action on defense.

2004 PARTICIPATION: Signed with the Bengals as a college free agent on April 27 ... Played in all four preseason games ... Waived on Sept. 5, and signed on Sept. 6 to Bengals practice squad ... Signed to 53-player roster on Nov. 5, and played in Games 8-16.

2004 HIGHLIGHTS: Tied for eighth in special teams tackles (10) despite playing only nine games, and added 3 tackles (2 solo) on defense ... Made NFL debut in victory Nov. 7 vs. Dallas and led special teams with 3 tackles ... Had 2 special teams tackles Nov. 14 at Washington ... On Nov. 21 vs. Pittsburgh, had 3 tackles on defense and

1 special teams stop ... In preseason, tied for third on team in tackles (10) and had a forced fumble.

COLLEGE: Two-year starter for Michigan as a defensive end ... Played 49 career games with 26 starts ... Started 12 games as a senior in 2003 and shared team honor (Dick Katcher Award) for most valuable defensive lineman ... Had 108 career tackles, with 13 sacks and 28 tackles-for-loss ... Played in two Citrus Bowls and an Outback Bowl before closing his career against Southern California in the Rose Bowl.

PERSONAL: Hometown is Tacoma, Wash., where he makes his offseason home ... Attended Woodrow Wilson High School, earning *USA Today* All-America honorable mention in football and also lettering four years in basketball with a team MVP award ... Enjoys writing and following news of current events ... Single.

(continued)

LARRY STEVENS' STATISTICS

YEAR TEAM	G-S	Defense						FR-YDS	Interceptions					Scoring				
		ST	AT	TT	YDS	PBU	FF		NO	YDS	AVG	LG	TD	TD	INT	FRR	S	PTS
2004 Cincinnati	9-0	2	1	3	0-0	0	0	0-0	—	—	—	—	—	—	—	—	—	—
CAREER	9-0	2	1	3	0-0	0	0	0-0	—	—	—	—	—	—	—	—	—	—

YEAR TEAM	Special Teams						Kickoff Returns					Punt Returns								
	ST	AT	TT	FF	YDS	BP	BFG	BXP	NO	YDS	AVG	FC	LG	TD	NO	YDS	AVG	FC	LG	TD
2004 Cincinnati	8	2	10	0	0-0	0	0	0	—	—	—	—	—	—	—	—	—	—	—	—
CAREER	8	2	10	0	0-0	0	0	0	—	—	—	—	—	—	—	—	—	—	—	—



Ht: 6-5 **College:** Penn State **Acquired:** PS(Phil.)02
Wt: 260 **2004 Games-Starts:** 16-9 **Born:** 8-9-79
5th year in NFL **Career Games-Starts:** 38-17

Played in every Bengals game for the second straight season in 2004, and was credited with career-high nine starts ... His blocking helped HB Rudi Johnson set team rushing record of 1454 yards, and he had 10 catches for 48 yards and 1 TD ... Active in community service, he was named in '03 as Bengals team nominee for NFL's Walter Payton Man of the Year Award ... Scored a TD in his first NFL game, playing for Eagles in 2001.

2004 PARTICIPATION: Became a restricted free agent on 3-2-04, and re-signed with Bengals on 4-16-04 ... Played in every '04 game, including starts in Games 1-3, 5, 7-8, 10-11 and 15 ... All his starts came in two-TE sets except for Game 2, Sept. 19 vs. Miami, when he was the only starting TE.

2004 HIGHLIGHTS: In addition to his offensive statistics, had 7 tackles on special teams with a forced fumble ... Was 2-for-17 receiving in win Sept. 19 vs. Miami ... Had 2 catches for 12 yards Oct. 17 at Cleveland ... In win Nov. 14 at Washington, recorded his first Bengals TD and second career score, beating tight coverage from Redskins LB Marcus Washington to grab 1-yarder and push Bengals ahead 14-0 in second quarter ... Credited with a start on Nov. 28 vs. Cleveland as Bengals opened with two TEs and scored 58 points, the third-most in franchise history.

PREVIOUS SEASONS: 2001—Drafted by Philadelphia in fifth round (147th overall) ... Signed May 22 ... Played in Games 11, 12 and 16, and was inactive for 13 games ... Made NFL debut in an ESPN Thursday night game, Nov. 29 at Kansas City, and had 2 catches for 11 yards, including a 1-yard TD pass from Donovan McNabb ... The TD at K.C. was a key factor in Eagles' 23-10 win, as it put Philadelphia ahead 20-3 in third quarter ... Stewart became first Eagle since Charlie Garner in 1994 to score a TD in his first game ... Made

first NFL start Jan. 6 at Tampa Bay, catching 3 passes for 41 yards ... Finished season with 5 catches for 52 yards. **2002**—Spent preseason with Philadelphia, and was on inactive list for Eagles' season opener Sept. 8 at Tennessee ... Waived Sept. 11, and signed Sept. 12 to Philadelphia practice squad ... Signed from Eagles practice squad to Bengals 53-player roster Nov. 23 ... On Bengals inactive list for Games 11-13 ... Made Cincinnati playing debut Dec. 15 vs. Jacksonville and had a 6-yard reception ... Also played Dec. 22 vs. New Orleans and Dec. 29 at Buffalo. **2003**—Broke through for regular playing time in his third pro season, playing in all 16 games for Bengals with six starts ... Tied for sixth on team in receptions (21) and ranked fifth in receiving yards (212) ... Ranked fifth on team in special teams snaps (243) ... Had career highs in receptions (5) and yards (56) on Sept. 28 at Cleveland, helping Bengals secure a crucial road win after an 0-3 start ... Tied his career high in receptions (5) and had 35 yards Oct. 5 at Buffalo ... Had key block on Rudi Johnson's 49-yard TD run in the third quarter Dec. 14 vs. San Francisco.

TEACHING TONY PAYS: A nomination by Stewart led to his third-grade teacher winning the National Football League's 2004 Teacher of the Year award. Wanda Benkovic of Holy Spirit School in Allentown, Pa., won the award and received \$5000 plus a trip to the Pro Bowl. The school received \$10,000 from the NFL. Stewart credited Ms. Benkovic with helping him weather a difficult transition in 1987, as he switched from public to parochial school. "She made me feel like No. 1 in a class of 21," Stewart said.

COLLEGE: Two-year starter at Penn State ... Finished career with 59 receptions for 861 yards and 3 TDs ... As a senior, became the first TE since 1979 to lead the Nittany Lions in receiving (38-451, 2 TDs) ... His 38 catches as a senior set a Penn State season record for a

TE ... Earned honorable mention All-America honors from *Football News* as a senior, and earned a bid to the 2001 Hula Bowl.

PERSONAL: Born in Lohne, Germany, where he lived with his military family until age 3 ... Attended high school in Allentown, Pa., earning All-American first-team honors

at Allentown Central Catholic ... Now lives in Cincinnati in the offseason ... Full name is Tony Alexander Stewart ... Stewart's father, Malcolm, was in U.S. Army, and Stewart's mother, Gisela, is a native German ... Stewart is fluent in German ... Hobbies include reading, snowboarding and pocket billiards ... Married (wife Kara) with a son, Alex (born 4-13-04).

TONY STEWART'S STATISTICS

YEAR	TEAM	G-S	Receiving					Rushing					Scoring					
			NO	YDS	AVG	LG	TD	ATT	YDS	AVG	LG	TD	TD	TD-R	TD-P	TD-RI	2-PIC	PTS
2001	Philadelphia	3-1	5	52	10.4	15	1	—	—	—	—	—	1	0	1	0	0	6
2002	Philadelphia	0-0	DID NOT PLAY*					DID NOT PLAY*					DID NOT PLAY*					
	Cincinnati	3-0	1	6	6.0	6	0	—	—	—	—	—	0	0	0	0	0	0
2003	Cincinnati	16-7	21	212	10.1	21	0	—	—	—	—	—	0	0	0	0	0	0
2004	Cincinnati	16-9	10	48	4.8	9	1	—	—	—	—	—	1	0	1	0	0	6
PHIL. TOTALS			3-1	5	52	10.4	15	1	—	—	—	—	1	0	1	0	0	6
CIN. TOTALS			35-16	32	266	8.3	21	1	—	—	—	—	1	0	1	0	0	6
CAREER			38-17	37	318	8.6	21	2	—	—	—	—	2	0	2	0	0	12

YEAR	TEAM	Special Teams								Kickoff Returns					Punt Returns						
		ST	AT	TT	FF	YDS	BP	BFG	BXP	NO	YDS	AVG	FC	LG	TD	NO	YDS	AVG	FC	LG	TD
2001	Philadelphia	1	0	1	0	0-0	0	0	0	—	—	—	—	—	—	—	—	—	—	—	—
2003	Cincinnati	2	0	2	0	0-0	0	0	0	1	13	13.0	0	13	0	—	—	—	—	—	—
2004	Cincinnati	7	0	7	1	0-0	0	0	0	3	20	6.7	0	10	0	—	—	—	—	—	—
PHIL. TOTALS		1	0	1	0	0-0	0	0	0	—	—	—	—	—	—	—	—	—	—	—	—
CIN. TOTALS		9	0	9	1	0-0	0	0	0	4	33	8.3	0	13	0	—	—	—	—	—	—
CAREER		10	0	10	1	0-0	0	0	0	4	33	8.3	0	13	0	—	—	—	—	—	—

STEWART'S SINGLE-GAME HIGHS

RECEIVING — Receptions: 5 (twice), most recently at Buff. 10-5-03 (for Cin.); Yards: 56 at Cle. 9-28-03 (for Cin.); Long: 21 at St.L. 12-21-03 (for Cin.); Touchdowns: 1 (twice), most recently at Wash. 11-14-04 (for Cin.).

STEWART'S 2004 GAME-BY-GAME STATISTICS

DATE	OPPONENT	Receiving					Rushing				
		NO	YDS	AVG	LG	TD	ATT	YDS	AVG	LG	TD
9-12	at N.Y. Jets	0	0	—	—	0	—	—	—	—	—
9-19	MIAMI	2	17	8.5	9	0	—	—	—	—	—
9-26	BALTIMORE	0	0	—	—	0	—	—	—	—	—
10-3	at Pittsburgh	1	0	0.0	0	0	—	—	—	—	—
10-10	—BYE—	—	—	—	—	—	—	—	—	—	—
10-17	at Cleveland	2	12	6.0	8	0	—	—	—	—	—
10-25	DENVER	0	0	—	—	0	—	—	—	—	—
10-31	at Tennessee	1	9	9.0	9	0	—	—	—	—	—
11-7	DALLAS	0	0	—	—	0	—	—	—	—	—
11-14	at Washington	2	4	2.0	3	1	—	—	—	—	—
11-21	PITTSBURGH	0	0	—	—	0	—	—	—	—	—
11-28	CLEVELAND	0	0	—	—	0	—	—	—	—	—
12-5	at Baltimore	1	4	4.0	4	0	—	—	—	—	—
12-12	at New England	0	0	—	—	0	—	—	—	—	—
12-19	BUFFALO	0	0	—	—	0	—	—	—	—	—
12-26	N.Y. GIANTS	0	0	—	—	0	—	—	—	—	—
1-2	at Philadelphia	1	2	2.0	2	0	—	—	—	—	—
TOTALS		10	48	4.8	9	1	—	—	—	—	—

POSTSEASON

YEAR	TEAM	G-S	Receiving					Rushing					Scoring						
			NO	YDS	AVG	LG	TD	ATT	YDS	AVG	LG	TD	TD	TD-R	TD-P	TD-RI	2-PIC	PTS	
2001	Philadelphia	0-0	DID NOT PLAY*					DID NOT PLAY*					DID NOT PLAY*						
CAREER			0-0	0	0	—	0	—	—	—	—	—	—	—	—	—	—	—	—

*NOTE: Stewart was inactive for one game and on the practice squad for nine games with Philadelphia in 2002. He was inactive for all three of Philadelphia's playoff games in 2001.



JOHN THORNTON

Defensive Tackle

97

Ht: 6-3

Wt: 297

7th year in NFL

College: West Virginia

2004 Games-Starts: 16-16

Career Games-Starts: 83-67

Acquired: UFA(Tenn.)'03

Born: 10-2-76

Has started every game in his two Bengals seasons since signing from Tennessee Titans as an unrestricted free agent ... Tied for seventh on team in 2004 with 74 tackles (45 solo), including 3 sacks, and had 2 passes defensed ... Tied for Bengals lead in sacks (6) in 2003 ... Was a key performer for highly-ranked Tennessee defenses from 1999-2002, logging seven postseason game appearances, including Super Bowl XXXIV vs. St. Louis.

2004 PARTICIPATION: Started 16 games for his third straight NFL season, manning LDT spot ... Played 16 games for the fifth time in his six NFL years.

2004 HIGHLIGHTS: Had 4 tackles (all solo) Sept. 26 vs. Baltimore, including sack of Kyle Boller for no gain ... Led the line with 7 tackles (5 solo) Oct. 3 at Pittsburgh ... Tied for line tackles lead with 7 (3 solo) Oct. 17 at Cleveland ... Led the line with 8 tackles Nov. 28 vs. Cleveland, including 7-yard sack of Kelly Holcomb in fourth quarter ... Had 6 tackles Dec. 26 vs. N.Y. Giants, and his tipped pass against Eli Manning on third-down play in fourth quarter forced Giants punt that Bengals' Keivan Ratliff returned 42 yards, setting up game-winning TD drive ... Closed season with 6 tackles Jan. 2 at Philadelphia, including 9-yard sack of Jeff Blake.

PREVIOUS SEASONS: 1999—Drafted by Tennessee in second round (52nd overall) ... Signed July 26 ... Played in every game, with three starts, and played in all four postseason games as Titans advanced to Super Bowl XXXIV vs. St. Louis ... His 4.5 sacks in regular season led all rookie defensive tackles, and he was named to *Pro Football Weekly's* All-Rookie team ... Made NFL debut Sept. 12 with 1 tackle vs. Cincinnati ... In his second pro game, Sept. 19 vs. Cleveland, credited with 1.5 sacks against Browns' Tim Couch ... Made first NFL start Oct. 3 at San Francisco and had season-high 5 tackles, including 2 for-loss ... Had 4 tackles in postseason. **2000**—Started every game for Tennessee's defending AFC champs and had his Titans high in tackles (55), with 4 sacks ... Had season-high 8 tackles Sept. 3 at Buffalo ... Had 4 tackles with a sack of Elvis Grbac in win Sept. 10 vs. Kansas City ... Had 3 tackles, a fumble recovery and a blocked FG try in win Oct. 8 at Cincinnati ... Sacked Mark Brunell in Monday night win Oct. 16 vs. Jacksonville, and sacked Brad Johnson in Monday night win Oct. 30 at Washington ... His 5 tackles Nov. 12 vs. Baltimore included a sack of Trent Diller ... Had 1 tackle in reserve role in Divisional playoff loss Jan. 7 vs. Baltimore. **2001**—Played only in season's first three games before missing final 13 contests with subluxed right shoulder ... Had surgery in

November, and was placed on Injured Reserve list Nov. 8. **2002**—Started every game for Tennessee, including two postseason contests ... Helped Titans limit foes to second-fewest rushing yards (89.0/game) in NFL ... Started at LDT except for Games 6-7 (vs. Jacksonville and at Cincinnati), when he filled in at RDE for injured Carlos Hall ... Played through late-season left ankle injury ... In regular season, totaled 44 tackles (21 solo), with 2 sacks ... Had 1.5 sacks Sept. 22 vs. Cleveland, and totaled 6 tackles with season-high 3 QB pressures ... Started at RDE for second straight game Oct. 27 at Cincinnati, and his 7-tackle effort included a crucial play in 30-24 victory, a stop on HB Corey Dillon for no gain on a fourth-and-goal play from 1-yard line with 1:13 remaining ... Had 2 tackles and 2 QB pressures in Divisional playoff win Jan. 11 vs. Pittsburgh ... Had 1 tackle in AFC title game Jan. 19 at Oakland. **2003**—Signed with Bengals on March 8 as unrestricted free agent from Tennessee ... Started every game and tied for the team lead in sacks (6) ... Had 60 tackles (32 solo), and led the line in passes defensed (3) ... Also had 2 fumble recoveries, a forced fumble and a blocked FG ... Played through the effects of a late-season thigh bruise ... His sack total of 6 was a career high, topping his 4.5 for Tennessee in 1999 ... Had 6 tackles (3 solo) Oct. 5 at Buffalo, including 8-yard sack of Drew Bledsoe in fourth quarter ... Was all over the stat sheet in Oct. 26 win vs. Seattle, blocking a FG try (details in item below), recovering a fumble, sacking Matt Hasselbeck and recording 6 tackles ... Sealed the Seattle win when he covered Bobby Engram's fumble on a punt return on game's final play ... Led DL Nov. 2 at Arizona with 5 solo tackles, including 12-yard sack of Jeff Blake ... Had 7 tackles (6 solo) Nov. 30 at Pittsburgh, including 2 sacks for 13 yards, and he also had a key fumble recovery ... In second quarter of Pittsburgh game, Thornton quelled Steelers threat by recovering fumble by QB Charlie Batch at Bengals' 12-yard line.

DUAL DISTINCTION: Thornton holds the unusual status of being the last Bengal to block an opponent's field goal attempt while also being the last opponent to block a Bengals field goal try. Thornton blocked a 49-yard attempt by Seattle's Josh Brown on Oct. 26 of the 2003 campaign, a key play in an eventual three-point victory (27-24). The block kept the Seahawks from expanding on a 24-20 lead, and the Bengals responded by driving 61 yards for the eventual winning TD. While playing for Tennessee on Oct. 8, 2000 at Paul Brown Stadium, Thornton inflicted the most recent blocked FG against Cincinnati, stopping a 35-yard Neil Rackers attempt in a 23-14 Titans win.

COLLEGE: Two-time All-Big East selection at West Virginia ... Defensive co-captain as a senior, and earned first-team All-America honors from *The Sports Network* ... Started every game his last three seasons, and as a junior, was named to All-American Strength Team by National Strength Coaches Association ... Played from 1995-98; redshirted in '94.

PERSONAL: Hometown is Philadelphia, Pa. ... Attended Scotland School for Veterans' Children in central Pennsylvania, and was a first-team all-state pick for small

schools in football while helping lead basketball team to state title ... Has been active in charitable and community affairs, and teamed with Papa John's Pizza in Nashville to initiate a program called Papa John's Pep Talks, in which he spoke at local schools about making good choices and treated students to pizza parties ... In Cincinnati, he donates Bengals tickets to the Autism Society of Greater Cincinnati, and he sponsors the "John Thornton and Friends Bowling for Autism" fund-raiser ... Married (wife Allison), with two sons, Jalen (born 1-23-01) and Ty (6-4-03) ... Full name is John Jason Thornton.

JOHN THORNTON'S STATISTICS

YEAR	TEAM	G-S	ST	AT	TT	Defense				Interceptions					Scoring				
						SKS-YDS	PBU	FF	FR-YDS	NO	YDS	AVG	LG	TD	TD	Int/RT	FR/RT	S	PTS
1999	Tennessee	16-3	23	10	33	4.5-40	0	0	0-0	—	—	—	—	—	0	0	0	1	2
2000	Tennessee	16-16	27	28	55	4-30	1	0	1-0	—	—	—	—	—	0	0	0	0	0
2001	Tennessee	3-0	0	0	0	0-0	1	0	0-0	—	—	—	—	—	0	0	0	0	0
2002	Tennessee	16-16	21	23	44	2-8	2	0	0-0	—	—	—	—	—	0	0	0	0	0
2003	Cincinnati	16-16	32	28	60	6-42	3	1	2-2	—	—	—	—	—	0	0	0	0	0
2004	Cincinnati	16-16	45	29	74	3-16	2	0	0-0	—	—	—	—	—	0	0	0	0	0
TENN. TOTALS	51-35	71	61	132	10.5-78	4	0	1-0	—	—	—	—	—	—	0	0	0	1	2
CIN. TOTALS	32-32	77	57	134	9-58	5	1	2-2	—	—	—	—	—	—	0	0	0	0	0
CAREER	83-67	148	118	266	19.5-136	9	1	3-2	—	—	—	—	—	—	0	0	0	1	2

ADDITIONAL STATISTICS: 1 blocked field goal attempt in 2000 and 1 blocked field goal attempt in 2003.

— THORNTON'S 2004 GAME-BY-GAME DEFENSIVE STATISTICS —

DATE	OPPONENT	ST	AT	TT	SKS-YDS	INT-YDS	PBU	FF	FR-YDS
9-12	at N.Y. Jets	1	4	5	0-0	0-0	0	0	0-0
9-19	MIAMI	2	1	3	0-0	0-0	0	0	0-0
9-26	BALTIMORE	4	0	4	1-0	0-0	0	0	0-0
10-3	at Pittsburgh	5	2	7	0-0	0-0	0	0	0-0
10-10	—BYE—								
10-17	at Cleveland	3	4	7	0-0	0-0	0	0	0-0
10-25	DENVER	2	2	4	0-0	0-0	1	0	0-0
10-31	at Tennessee	4	3	7	0-0	0-0	0	0	0-0
11-7	DALLAS	2	0	2	0-0	0-0	0	0	0-0
11-14	at Washington	2	1	3	0-0	0-0	0	0	0-0
11-21	PITTSBURGH	1	3	4	0-0	0-0	0	0	0-0
11-28	CLEVELAND	4	4	8	1-7	0-0	0	0	0-0
12-5	at Baltimore	0	0	0	0-0	0-0	0	0	0-0
12-12	at New England	2	1	3	0-0	0-0	0	0	0-0
12-19	BUFFALO	3	2	5	0-0	0-0	0	0	0-0
12-26	N.Y. GIANTS	6	0	6	0-0	0-0	1	0	0-0
1-2	at Philadelphia	4	2	6	1-9	0-0	0	0	0-0
TOTALS		45	29	74	3-16	0-0	2	0	0-0

— POSTSEASON —

YEAR	TEAM	G-S	ST	AT	TT	Defense				Interceptions					Scoring				
						SKS-YDS	PBU	FF	FR-YDS	NO	YDS	AVG	LG	TD	TD	Int/RT	FR/RT	S	PTS
1999	Tennessee	4-0	2	2	4	0-0	0	0	0-0	—	—	—	—	—	—	—	—	—	—
2000	Tennessee	1-0	0	1	1	0-0	0	0	0-0	—	—	—	—	—	—	—	—	—	—
2002	Tennessee	2-2	0	3	3	0-0	0	0	0-0	—	—	—	—	—	—	—	—	—	—
CAREER	7-2	2	6	8	0-0	0	0	0-0	—	—	—	—	—	—	—	—	—	—	—

TOPS ON THE TUBE

Bengals games were the most popular television programs in the Cincinnati market during the period of the 2004 NFL season. The last six Bengals games were each the most-watched of all programs in Cincinnati for their respective weeks. This opened up an 11-5 lead for the Bengals in a season-long ratings competition with CSI, the hot prime-time drama aired Thursday nights on CBS.

For the weeks of the Bengals' 16 contests, the games were Cincinnati's most-watched program 11 times. CSI was highest-rated the other five weeks. For all five weeks in which CSI rated first, the Bengals game rated second.



KEVIN WALTER

Wide Receiver

83

Ht: 6-3
Wt: 214
3rd year in NFL

College: Eastern Michigan
2004 Games-Starts: 16-0
Career Games-Starts: 27-0

Acquired: PS(Cin.)'03
Born: 8-4-81

The 255th selection in the 2003 NFL Draft (by the N.Y. Giants), Walter has made steady NFL progress ... Played every game last year in his second pro season, catching 8 passes for 67 yards and finishing fifth in special teams tackles (14) ... Joined Bengals just before the start of the '03 season.

2004 HIGHLIGHTS: Walter's production with the offense increased in second half of the season ... In win Nov. 14 at Washington, had first 2-catch game of pro career, gaining 23 yards, including career-high 18-yarder ... Had 2 catches for 12 yards in win Nov. 28 vs. Cleveland, and made a key downfield block on longest Bengals rush of the season, 52-yarder by Rudi Johnson in first quarter ... On Dec. 12 at New England, had a catch for 11 yards to Patriots' 9-yard line, converting a third-and-two situation and setting up Chad Johnson's 5-yard TD catch two plays later ... On Dec. 26 vs. N.Y. Giants, had 10-yard catch that converted third-down situation in fourth quarter ... Tied for team lead with 2 special teams stops Oct. 17 at Cleveland ... On Nov. 21 vs. Pittsburgh, tied for special teams tackles lead (3) and had 1 catch for 4 yards.

2003: Drafted by N.Y. Giants in seventh round (255th overall) ... Played for Giants in preseason Games 1-3 (no receptions) ... Acquired Aug. 26 on waiver claim by Bengals ... Waived by Cincinnati on Aug. 31, and signed to Cincinnati practice squad on Sept. 1 ... On practice squad for Games 1-5 ... Signed to Bengals 53-player

roster on Oct. 16, and played in Games 6-16, with 3 receptions for 18 yards and 6 special teams tackles ... Made NFL debut in victory Oct. 19 vs. Baltimore and had 1 special teams tackle ... Saw his first action on offense Nov. 16 vs. Kansas City, filling in while Chad Johnson was temporarily sidelined by cramps ... Had first career reception Nov. 23 at San Diego, a 9-yarder to Chargers' 4-yard line in second quarter, setting up a TD.

COLLEGE: Finished his Eastern Michigan career with school records for receptions (211), receiving yards (2838) and TD catches (20) ... Made at least 1 catch in each of his last 34 games ... Earned first-team All-MAC honors as a senior in 2002, shattering school records with 93 receptions (old record was 78) and 1368 yards (old mark was 1031) ... Led team as a junior with 62 catches for 748 yards and 6 TDs ... Caught 55 for 721 yards as a sophomore, with all 5 of his TD catches coming in fourth quarter ... Had career-high 14 catches for 199 yards as a sophomore vs. Northern Illinois ... Played in 10 games as a true freshman in 1999, with 1 reception.

PERSONAL: Hometown is Vernon Hills, Ill., in Chicago metropolitan area ... Attended Libertyville (Ill.) High School, where he lettered three times in football and earned first-team all-state honors as a senior ... General business major at Eastern Michigan ... Hobbies include golf, movies and music ... Full name is Kevin Patrick Walter.

KEVIN WALTER'S STATISTICS

YEAR TEAM	G-S	Receiving					Rushing					Scoring					
		NO	YDS	AVG	LG	TD	ATT	YDS	AVG	LG	TD	TD	TD-R	TD-P	TD-RI	2-PIC	PTS
2003 Cincinnati	11-0	3	18	6.0	9	0	—	—	—	—	—	—	—	—	—	—	—
2004 Cincinnati	16-0	8	67	8.4	18	0	—	—	—	—	—	—	—	—	—	—	
CAREER	27-0	11	85	7.7	18	0	—	—	—	—	—	—	—	—	—	—	

YEAR TEAM	Special Teams								Kickoff Returns				Punt Returns							
	ST	AT	TT	FF	YDS	BP	BFG	BXP	NO	YDS	AVG	FC	LG	TD	NO	YDS	AVG	FC	LG	TD
2003 Cincinnati	5	1	6	1	0-0	0	0	0	—	—	—	—	—	—	—	—	—	—	—	—
2004 Cincinnati	10	4	14	0	0-0	0	0	0	—	—	—	—	—	—	—	—	—	—	—	—
CAREER	15	5	20	1	0-0	0	0	0	—	—	—	—	—	—	—	—	—	—	—	—

— WALTER'S SINGLE-GAME HIGHS —

RECEIVING — Receptions: 2 (twice); most recently vs. Cle. 11-28-04; **Yards:** 23 at Wash. 11-14-04; **Long:** 18 at Wash. 11-14-04.



PETER WARRICK

Wide Receiver



Ht: 5-11
Wt: 195
6th year in NFL

College: Florida State
2004 Games-Starts: 4-1
Career Games-Starts: 66-55

Acquired: D1'00
(4th overall)
Born: 6-19-77

Held back by injuries in 2004, Warrick enters '05 season in rehab mode from offseason knee surgery, but team officials are optimistic he can be cleared for action early in training camp ... Entered 2004 with most catches (253) of any player in his first four Bengals seasons ... But he played in only four '04 games, and saw significant action in only Games 1-2, making all his catches (11) and yards (127) in those two contests ... Enjoyed the best of his four pro seasons in 2003, with a long list of career accomplishments ... His 355 career rushing yards are most ever by a Bengals WR.

2004 PARTICIPATION: Warrick's only preseason action was in Game 4, as he rehabbed during Games 1-3 from 2003 season knee injury ... Played in Games 1-3 of regular season, but in Game 3, Sept. 26 at Baltimore, he was sidelined early after aggravating a small shin fracture originally suffered Sept. 12 at N.Y. Jets ... Inactive due to shin injury Oct. 3 at Pittsburgh, Oct. 17 at Cleveland, and Oct. 31 at Tennessee ... Saw limited action Oct. 25 vs. Denver, his last playing appearance of season ... Placed Nov. 5 on Reserve/Injured list.

STREAK ENDS: Though Warrick saw action on only the first few plays on Sept. 26 vs. Baltimore due to injury, the game officially counted as the end (at 64) to his streak of making at least 1 catch in all his NFL games played.

2004 HIGHLIGHTS: Tied for team lead with 5 catches Sept. 12 at N.Y. Jets, and ranked second in receiving yards (76) ... Led team in catches (6) and receiving yards (51) in win Sept. 19 vs. Miami ... Caught an 8-yard pass from Carson Palmer in the final drive vs. Miami to help set up Shayne Graham's 39-yard game winning FG with two seconds remaining.

PREVIOUS SEASONS: 2000—Drafted by Cincinnati in first round (fourth overall) ... Signed June 5 ... Became first player in club history to score TDs receiving, rushing and on a return in the same TDs ... Rookie was thrust into Bengals' No. 1 receiver role when veteran Darnay Scott suffered broken leg in training camp, and he responded by leading team in receptions (51) and receiving yards (592) ... First rookie to lead team in catches since 1973 (Isaac Curtis & Boobie Clark 45 each), and first to lead in receiving yards since '81 (Cris Collinsworth, 1009) ... Tied Corey Dillon for team lead with 7 TDs (4 receiving, 2 rushing, 1 punt return) ... Averaged 17.6 yards on 7 punt returns, including 82-yarder for TD in victory vs. Jacksonville ... Had a 77-yard rushing TD in win Oct. 22 vs. Denver ... Scored first NFL

touchdown on 9-yard pass from Killi Smith on Oct. 1 vs. Miami ... In preseason on Aug. 19 vs. Chicago, scored the first preseason Bengals TD at Paul Brown Stadium, on a 14-yard end-around run with 0:02 left in first quarter.

2001—Played every game, with 14 starts, and his 70 receptions pushed his two-season total to 121, most ever by a Bengal in his first two seasons (topping 116 by Cris Collinsworth in 1981-82) ... Warrick joined Eddie Brown (58 and 53) as the only Bengals with 50 or more catches in each of their first two seasons ... Shared punt return duties with T.J. Houshmandzadeh, returning 18 for 6.4-yard avg. ... Caught his only TD pass of the season Sept. 30 at San Diego, on a 7-yard connection from Jon Kitna late in the fourth quarter ... Had career highs of 10 catches and 109 yards (both figures since surpassed) Dec. 30 vs. Pittsburgh, including 2 catches for 18 yards on the game-winning drive in overtime. **2002—**Led Bengals in TD catches (6), and ranked second behind Chad Johnson in receptions (53) and receiving yards (606) ... Played in 15 games, missing action for the first time in his career when a bruised lung and chest contusion sidelined him on Dec. 15 vs. Jacksonville ... Led the team in catches and receiving yards in Bengals wins on Nov. 3 at Houston and Dec. 22 vs. New Orleans ... Had 7 catches for 86 yards at Houston, with a 33-yard TD reception that gave Bengals a 24-3 lead in the second quarter ... Against New Orleans, led the team with 7 catches and 71 yards, with a 30-yard TD reception ... On Dec. 8 at Carolina, despite suffering second-quarter chest injury, Warrick had his first 2-TD game as a pro, taking Jon Kitna passes of 37 and 3 yards in the first half.

2003—Played in 15 games, with 14 starts ... Posted career highs in receptions (79), receiving yards (819), yards from scrimmage (976) and rushing yards (157) ... Also had career highs for total TDs (8, including 1 on a punt return) and receiving TDs (7) ... Helped spark victory on Nov. 16 vs. 9-0 Kansas City with 6 receptions for a career-high 114 yards, including a career-long 77-yard TD, plus 87 punt return yards, including 68-yarder for a TD ... Posted a career high for receptions in a game when he caught 11 (Bengals' season high) Dec. 7 at Baltimore ... Was team's primary punt returner, averaging 10.9 yards on 25 returns ... Suffered torn right knee cartilage in Game 14, Dec. 14 vs. San Francisco ... Underwent arthroscopic surgery, missing Game 15, but returned for season finale vs. Cleveland.

COLLEGE: Set an Atlantic Coast Conference record for receiving yards (3517) during his Florida State career, and posted Seminoles record for TD catches (32) ... Amassed 937 career punt return yards, averaging 13.0 on

72 returns ... Named MVP of the 2000 Sugar Bowl as FSU defeated Virginia Tech 46-29 for the national championship ... Caught 6 passes for 163 yards in Sugar Bowl, including TD catches of 43 and 64 yards, and also scored on a 59-yard punt return and a two-point conversion ... Earned consensus All-America honors as a junior and a senior, catching 61 passes for 1232 yards (20.2 avg.) and 12 TDs as a junior, and 71 passes for 934 yards (13.2) with 8 TDs in nine games as a senior ... Averaged 139.7 all-purpose yards per game as a senior, with a 12.6 avg. on 18 punt returns, including a 75-yard touchdown ... Played in 43 games from 1996-99 ... Redshirted as true freshman in 1995.

PERSONAL: Hometown is Bradenton, Fla. ... Helped lead Bradenton Southeast High School to back-to-back Class 5A state titles, including his senior season as team's starting quarterback ... Earned *Parade* All-America honors and was a member of *Blue Chip Illustrated's* "Dream Team" ... As senior QB, passed for 13 touchdowns and also scored 13 times as a rusher ... State runner-up in the long jump as a junior (23'4") ... Earned B.S. degree in political science from Florida State ... Has two children, Alyric (born 10-4-97) and Peter Jr. (6-14-01) ... Active in community service through the Peter Warrick Foundation ... Offseason residence is Ellenton, Fla. ... Last name is pronounced "WAR-ick."

PETER WARRICK'S STATISTICS

YEAR	TEAM	G-S	Receiving					Rushing					Scoring					
			NO	YDS	AVG	LG	TD	ATT	YDS	AVG	LG	TD	TD	TD-R	TD-P	TD-Rt	2-PIC	PTS
2000	Cincinnati	16-16	51	592	11.6	46	4	16	148	9.3	77	2	7	2	4	*1	0	42
2001	Cincinnati	16-14	70	667	9.5	33	1	8	14	1.8	13	0	1	0	1	0	0	6
2002	Cincinnati	15-10	53	606	11.4	37	6	8	22	2.8	11	0	6	0	6	0	0	36
2003	Cincinnati	15-14	79	819	10.4	77	7	18	157	8.7	50	0	8	0	7	*1	0	48
2004	Cincinnati	4-1	11	127	11.5	30	0	2	14	7.0	8	0	0	0	0	0	0	0
CAREER		66-55	264	2811	10.6	77	18	52	355	6.8	77	2	22	2	18	2	0	132

* NOTE: TD scored on punt return (see below).

YEAR	TEAM	Special Teams							Kickoff Returns					Punt Returns						
		ST	AT	TT	FF	FR-YDS	BP	BFG	BXP	NO	YDS	AVG	FC	LG	TD	NO	YDS	AVG	FC	LG
2000	Cincinnati	—	—	—	—	—	—	—	—	—	—	—	—	—	7	123	17.6	1	82	1
2001	Cincinnati	—	—	—	—	—	—	—	—	—	—	—	—	—	18	116	6.4	10	31	0
2002	Cincinnati	—	—	—	—	—	—	—	—	—	—	—	—	—	4	14	3.5	0	10	0
2003	Cincinnati	—	—	—	—	—	—	—	—	—	—	—	—	—	25	273	10.9	8	68	1
2004	Cincinnati	—	—	—	—	—	—	—	—	—	—	—	—	—	0	0	—	0	—	0
CAREER		—	—	—	—	—	—	—	—	—	—	—	—	—	54	526	9.7	19	82	2

WARRICK'S SINGLE-GAME HIGHS

RECEIVING — Receptions: 11 at Balt. 12-7-03; **Yards:** 114 vs. K.C. 11-16-03; **Long:** 77 vs. K.C. 11-16-03 (TD).

RUSHING — Attempts: 3 (3 times); most recently at S.D. 11-23-03; **Yards:** 90 vs. Den. 10-22-00; **Long:** 77 vs. Den. 10-22-00 (TD).

PUNT RETURNS — Returns: 4 (twice); most recently vs. K.C. 11-16-03; **Yards:** 87 (twice); most recently vs. K.C. 11-16-03; **Long:** 82 vs. Jax. 12-17-00 (TD).

TOUCHDOWNS — Total: 2 (twice); most recently vs. K.C. 11-16-03; **Receiving:** 2 at Car. 12-8-02; **Rushing:** 1 (twice); most recently vs. Balt. 11-5-00; **Punt Returns:** 1 (twice); most recently vs. K.C. 11-16-03.

WARRICK'S CAREER GAME-BY-GAME STATISTICS

DATE	OPPONENT	Receiving					Rushing					Punt Returns							
		NO	YDS	AVG	LG	TD	ATT	YDS	AVG	LG	TD	NO	YDS	AVG	FC	LG	TD		
2000																			
9-3	—BYE—																		
9-10	CLEVELAND	3	80	26.7	46	0	1	8	8.0	8	0	0	0	—	0	—	0	—	0
9-17	at Jacksonville	5	75	15.0	28	0	0	0	—	—	0	0	0	—	0	—	0	—	0
9-24	at Baltimore	3	15	5.0	9	0	0	0	—	—	0	0	0	—	0	—	0	—	0
10-1	MIAMI	4	45	11.3	18	1	1	3	3.0	3	0	0	0	—	0	—	0	—	0
10-8	TENNESSEE	1	10	10.0	10	0	0	0	—	—	0	0	0	—	0	—	0	—	0
10-15	at Pittsburgh	4	21	5.3	10	0	2	48	24.0	46	0	1	10	10.0	0	10	0	—	0
10-22	DENVER	1	9	9.0	9	0	3	90	30.0	77	1	0	0	—	0	—	0	—	0
10-29	at Cleveland	3	25	8.3	10	0	1	1	1.0	1	0	0	0	—	0	—	0	—	0
11-5	BALTIMORE	2	22	11.0	11	0	2	-3	-1.5	4	1	0	0	—	0	—	0	—	0
11-12	at Dallas	4	36	9.0	15	0	1	-4	-4.0	-4	0	0	0	—	0	—	0	—	0
11-19	at New England	7	79	11.3	22	1	0	0	—	—	0	0	0	—	0	—	0	—	0
11-26	PITTSBURGH	3	25	8.3	11	1	2	-5	-2.5	3	0	1	0	0.0	0	0	0	—	0
12-3	ARIZONA	3	42	14.0	22	0	0	0	—	—	0	0	0	—	0	—	0	—	0
12-10	at Tennessee	2	32	16.0	17	0	0	0	—	—	0	0	0	—	0	—	0	—	0
12-17	JACKSONVILLE	3	38	12.7	25	0	2	4	2.0	3	0	3	87	29.0	1	82	1	—	1
12-24	at Philadelphia	3	38	12.7	17	1	1	6	6.0	6	0	2	26	13.0	0	13	0	—	0

(continued)

— WARRICK'S CAREER GAME-BY-GAME STATISTICS (cont'd) —

DATE	OPPONENT	Receiving					Rushing					Punt Returns					
		NO	YDS	AVG	LG	TD	ATT	YDS	AVG	LG	TD	NO	YDS	AVG	FC	LG	TD
2001																	
9-9	NEW ENGLAND	7	38	5.4	9	0	1	13	13.0	13	0	1	4	4.0	0	4	0
9-23	BALTIMORE	3	17	5.7	7	0	1	7	7.0	7	0	2	0	0.0	1	0	0
9-30	at San Diego	4	31	7.8	13	1	1	3	3.0	3	0	1	1	1.0	0	1	0
10-7	at Pittsburgh	4	39	9.8	22	0	0	0	—	—	0	1	8	8.0	1	8	0
10-14	CLEVELAND	4	73	18.3	33	0	0	0	—	—	0	3	36	12.0	0	31	0
10-21	CHICAGO	8	84	10.5	27	0	2	2	1.0	6	0	1	9	9.0	0	9	0
10-28	at Detroit	5	52	10.4	20	0	0	0	—	—	0	3	38	12.7	1	15	0
11-4	—BYE—																
11-11	at Jacksonville	5	61	12.2	32	0	1	1	1.0	1	0	0	0	—	3	—	0
11-18	TENNESSEE	3	29	9.7	21	0	1	-14	-14.0	-14	0	1	2	2.0	0	2	0
11-25	at Cleveland	1	22	22.0	22	0	0	0	—	—	0	0	0	—	0	—	0
12-2	TAMPA BAY	5	33	6.6	13	0	0	0	—	—	0	0	0	—	0	—	0
12-9	JACKSONVILLE	2	11	5.5	7	0	0	0	—	—	0	2	6	3.0	0	4	0
12-16	at New York Jets	3	28	9.3	16	0	1	2	2.0	2	0	1	12	12.0	0	12	0
12-23	at Baltimore	1	7	7.0	7	0	0	0	—	—	0	1	0	0.0	1	0	0
12-30	PITTSBURGH	10	109	10.9	20	0	0	0	—	—	0	0	0	—	1	—	0
1-6	at Tennessee	5	33	6.6	8	0	0	0	—	—	0	1	0	0.0	2	0	0
2002																	
9-8	SAN DIEGO	4	35	8.8	12	0	0	0	—	—	0	0	0	—	0	—	0
9-15	at Cleveland	1	3	3.0	3	0	1	11	11.0	11	0	0	0	—	0	—	0
9-22	at Atlanta	4	34	8.5	16	0	0	0	—	—	0	0	0	—	0	—	0
9-29	TAMPA BAY	4	51	12.8	24	0	0	0	—	—	0	2	15	7.5	0	10	0
10-6	at Indianapolis	4	54	13.5	30†	1	0	0	—	—	0	2	-1	-0.5	0	0	0
10-13	PITTSBURGH	2	9	4.5	6	0	3	17	5.7	7	0	0	0	—	0	—	0
10-20	—BYE—																
10-27	TENNESSEE	2	30	15.0	21	0	1	1	1.0	1	0	0	0	—	0	—	0
11-3	at Houston	7	86	12.3	33†	1	0	0	—	—	0	0	0	—	0	—	0
11-10	at Baltimore	5	33	6.6	14	1	0	0	—	—	0	0	0	—	0	—	0
11-17	CLEVELAND	1	26	26.0	26	0	1	4	4.0	4	0	0	0	—	0	—	0
11-24	at Pittsburgh	3	47	15.7	36	0	0	0	—	—	0	0	0	—	0	—	0
12-1	BALTIMORE	3	48	16.0	32	0	1	-11	-11.0	-11	0	0	0	—	0	—	0
12-8	at Carolina	3	52	17.3	37†	2	0	0	—	—	0	0	0	—	0	—	0
12-15	JACKSONVILLE	INACTIVE					INACTIVE					INACTIVE					
12-22	NEW ORLEANS	7	71	10.1	30†	1	0	0	—	—	0	0	0	—	0	—	0
12-29	at Buffalo	3	27	9.0	11	0	1	0	0.0	0	0	0	0	—	0	—	0
2003																	
9-7	DENVER	4	31	7.8	15	0	2	11	5.5	14	0	2	3	1.5	0	6	0
9-14	at Oakland	8	109	13.6	30	1	1	2	2.0	2	0	3	56	18.7	1	27	0
9-21	PITTSBURGH	4	21	5.3	8	1	1	5	5.0	5	0	2	38	19.0	0	31	0
9-28	at Cleveland	6	41	6.8	12	0	0	0	—	—	0	0	0	—	1	—	0
10-5	at Buffalo	7	78	11.1	20	0	0	0	—	—	0	4	30	7.5	0	30	0
10-12	—BYE—																
10-19	BALTIMORE	4	43	10.8	21†	1	1	3	3.0	3	0	0	0	—	0	—	0
10-26	SEATTLE	4	47	11.8	27	0	2	64	32.0	50	0	1	0	0.0	0	0	0
11-2	at Arizona	7	55	7.9	15†	1	2	7	3.5	5	0	1	15	15.0	1	15	0
11-9	HOUSTON	2	39	19.5	25	0	2	23	11.5	20	0	1	0	0.0	1	1	0
11-16	KANSAS CITY	6	114	19.0	77†	1	1	11	11.0	11	0	4	87	21.8	2	68†	1
11-23	at San Diego	2	14	7.0	9	0	3	17	5.7	9	0	1	1	1.0	1	1	0
11-30	at Pittsburgh	5	54	10.8	19	0	0	0	—	—	0	2	16	8.0	0	7	0
12-7	at Baltimore	11	90	8.2	22	1	0	0	—	—	0	3	15	5.0	1	9	0
12-14	SAN FRANCISCO	5	58	11.6	31†	1	2	12	6.0	16	0	1	12	12.0	0	12	0
12-21	at St. Louis	INACTIVE					INACTIVE					INACTIVE					
12-28	CLEVELAND	4	25	6.3	15	0	1	2	2.0	2	0	0	0	—	0	—	0
2004																	
9-12	at N.Y. Jets	5	76	15.2	30	0	1	8	8.0	8	0	0	0	—	0	—	0
9-19	MIAMI	6	51	8.5	15	0	1	6	6.0	6	0	0	0	—	0	—	0
9-26	BALTIMORE	0	0	—	—	0	0	0	—	—	0	0	0	—	0	—	0
10-3	at Pittsburgh	INACTIVE					INACTIVE					INACTIVE					
10-10	—BYE—																
10-17	at Cleveland	INACTIVE					INACTIVE					INACTIVE					
10-25	DENVER	0	0	—	—	0	0	0	—	—	0	0	0	—	0	—	0
10-31	at Tennessee	INACTIVE					INACTIVE					INACTIVE					
11-7	DALLAS	RESERVE / INJURED					RESERVE / INJURED					RESERVE / INJURED					
11-14	at Washington	RESERVE / INJURED					RESERVE / INJURED					RESERVE / INJURED					
11-21	PITTSBURGH	RESERVE / INJURED					RESERVE / INJURED					RESERVE / INJURED					
11-28	CLEVELAND	RESERVE / INJURED					RESERVE / INJURED					RESERVE / INJURED					
12-5	at Baltimore	RESERVE / INJURED					RESERVE / INJURED					RESERVE / INJURED					
12-12	at New England	RESERVE / INJURED					RESERVE / INJURED					RESERVE / INJURED					
12-19	BUFFALO	RESERVE / INJURED					RESERVE / INJURED					RESERVE / INJURED					
12-26	N.Y. GIANTS	RESERVE / INJURED					RESERVE / INJURED					RESERVE / INJURED					
1-2	at Philadelphia	RESERVE / INJURED					RESERVE / INJURED					RESERVE / INJURED					
CAREER		264	2811	10.6	771	18	52	355	6.8	771	2	54	526	9.7	19	821	2

STAFF: ROSTERS VETERANS FIRST-YEAR FREE AGENTS 2005 DRAFT CHOICES COLLEGE FREE AGENTS 2004 REVIEW HISTORY RECORDS STADIUM, NFL & MEDIA



KELLEY WASHINGTON

Wide Receiver

87

Ht: 6-3
Wt: 216
3rd year in NFL

College: Tennessee
2004 Games-Starts: 16-2
Career Games-Starts: 32-5

Acquired: D3'03
(65th overall)
Born: 8-21-79

Washington has played in every game the past two seasons, and last year he finished third on team in catches (31) and receiving yards (378) ... Scored 3 TDs ... Makes use of his size to be a rugged blocker ... Exceptionally gifted athlete, he was an all-state QB in high school and played baseball as a shortstop in the Florida Marlins organization before beginning a two-year football stint (2001-02) at the University of Tennessee.

2004 PARTICIPATION: Saw action in all 16 games for the second of his two NFL seasons ... Credited with starts in Games 12-13 as offense opened in 3-WR set.

2004 HIGHLIGHTS: Had season-high 5 catches (for 58 yards) Sept. 26 vs. Baltimore ... Had 3 catches for 47 yards Nov. 21 vs. Pittsburgh, including 19-yarder for his first TD of season, putting Bengals ahead 14-10 in second quarter ... Was 3-for-35 receiving in win on Nov. 28 vs. Cleveland, including an 18-yarder in the first quarter for the first Bengals TD of day, tying the score at 7-7 ... Had 2 catches for 35 yards on Dec. 12 at New England, including a 27-yard TD catch from Jon Kitna in the fourth quarter to bring the Bengals within 7 points at 35-28 ... Had a season-high 60 receiving yards on Dec. 19 vs. Buffalo, on 4 catches.

2003: Drafted by Bengals in third round (65th overall) ... Signed Aug. 3 ... Finished season ranked fifth on the team in catches (23), fourth in receiving yards (299) and fourth in TDs (4) ... Had 2 catches for 18 yards in NFL debut Sept. 7 vs. Denver ... Caught 2-for-28 on Sept. 28 at Cleveland, converting third-down situations with grabs of 11 and 17 yards on the Bengals drive for eventual winning TD ... Had 3 catches for 42 yards in victory Oct. 26 vs. Seattle, including an 8-yard TD in second quarter that gave Cincinnati a 14-7 lead ... Had season highs of 5 catches and 61 yards on Nov. 23 at San Diego, including a 4-yard TD catch in second quarter to give Bengals a 28-13 halftime lead ... Had 1 catch, a season-long 51-yarder for the game's first TD, in the first quarter Nov. 30 at Pittsburgh ... Had 3 catches for 26 yards Dec. 21

at St. Louis, including a 2-yarder in the second quarter for Bengals only TD of the day.

COLLEGE: Played only one full season at Tennessee, catching 70 passes for 1080 yards and 7 TDs as a 22-year-old freshman in 2001 ... Named to freshman All-America teams by *The Sporting News* and Football Writers Association ... Was considered a probable first-round NFL draft choice entering his sophomore year of 2002, but he was limited to four games due to injuries ... Missed the first two games in '02 with a knee sprain, and suffered a concussion Oct. 12 at Georgia that sidelined him for the remainder of the season ... Underwent surgery on 11-19-02 to fuse two vertebrae in his neck ... Career totals in college were 93 catches for 1523 yards and 8 TDs ... Entered NFL Draft after his sophomore season.

PRO BASEBALL: Washington was a 10th-round draft pick of the Florida Marlins in 1997 ... Played 295 minor-league games over four seasons (1997-2000), playing shortstop from 1997-99 and third base in 2000 ... A right-handed hitter, he batted .213 for his career with 9 HRs and 98 RBI ... Played in 1997 for Marlins' entry in the rookie Gulf Coast League ... Played in '98 for Brevard County of the Florida State League and for Kane County of the Midwest League ... Played in '99 for Marlins' Gulf Coast League rookie team and for Brevard County ... Played in 2000 for Kane County.

PERSONAL: Hometown is Stephens City, Va. ... Attended Sherando High School, where he earned all-state honors in helping football team to state 2A championship game ... Passed for 1887 yards and 20 TDs as a prep senior QB, and had a school-record 9 INTs as a safety on defense ... Despite his high school exploits, he was an undersized prep player (170) pounds and was not recruited out of high school by major college football programs, leading to his decision to sign pro baseball contract in 1997 ... Arts and sciences major at Tennessee ... Off-season residence is Ft. Lauderdale, Fla. ... Off-field pursuits include community service, basketball, video games and jet skiing ... Full name is James Kelley Washington.

KELLEY WASHINGTON'S STATISTICS

YEAR TEAM	G-S	Receiving						Rushing					Scoring				
		NO	YDS	AVG	LG	TD	ATT	YDS	AVG	LG	TD	TD	TD-R	TD-P	TD-RT	2-PTC	PTS
2003 Cincinnati	16-3	22	299	13.6	51t	4	1	5	5.0	5	0	4	0	4	0	0	24
2004 Cincinnati	16-2	31	378	12.2	28	3	1	-1	-1.0	-1	0	3	0	3	0	18	
CAREER	32-5	53	677	12.8	51t	7	2	4	2.0	5	0	7	0	7	0	42	

WASHINGTON'S SINGLE-GAME HIGHS

RECEIVING — **Receptions:** 5 (twice); most recently vs. Balt. 9-26-04; **Yards:** 61 at S.D. 11-23-03; **Long:** 51 at Pitt. 11-30-03 (TD); **Touchdowns:** 1 (7 times); most recently at N.E. 12-12-04.

(continued)

— WASHINGTON'S 2004 GAME-BY-GAME STATISTICS —

DATE	OPPONENT	Receiving					Rushing				
		NO	YDS	AVG	LG	TD	ATT	YDS	AVG	LG	TD
9-12	at N.Y. Jets	1	9	9.0	9	0	0	0	—	—	0
9-19	MIAMI	0	0	—	—	0	0	0	—	—	0
9-26	BALTIMORE	5	58	11.6	17	0	1	-1	-1.0	-1	0
10-3	at Pittsburgh	1	6	6.0	6	0	0	0	—	—	0
10-10	—BYE—										
10-17	at Cleveland	2	18	9.0	10	0	0	0	—	—	0
10-25	DENVER	1	16	16.0	16	0	0	0	—	—	0
10-31	at Tennessee	3	55	18.3	28	0	0	0	—	—	0
11-7	DALLAS	0	0	—	—	0	0	0	—	—	0
11-14	at Washington	4	23	5.8	16	0	0	0	—	—	0
11-21	PITTSBURGH	3	47	15.7	21	1	0	0	—	—	0
11-28	CLEVELAND	3	35	11.7	18†	1	0	0	—	—	0
12-5	at Baltimore	0	0	—	—	0	0	0	—	—	0
12-12	at New England	2	35	17.5	27†	1	0	0	—	—	0
12-19	BUFFALO	4	60	15.0	21	0	0	0	—	—	0
12-26	N.Y. GIANTS	1	13	13.0	13	0	0	0	—	—	0
1-2	at Philadelphia	1	3	3.0	3	0	0	0	—	—	0
TOTALS		31	378	12.2	28	3	1	-1	-1.0	-1	0



Ht: 5-11
Wt: 220
4th year in NFL

College: Penn State
2004 Games-Starts: 16-0
Career Games-Starts: 40-4

Acquired: FA'03
Born: 3-13-78

Watson played his first full Bengals season in 2004 and saw action in every game, filling third-down HB role and excelling on special teams ... Caught Carson Palmer's first career TD pass ... Has a pair of 100-yard rushing games on his resume from earlier term with Redskins ... Became a restricted free agent on 3-2-05, and re-signed with Bengals on 4-12-05.

2004 HIGHLIGHTS: Averaged 6.2 yards per rush (26-161), and led RBs in receiving with 25 catches and 171 yards ... Had 1 receiving TD, catching Carson Palmer's first career TD pass Sept. 12 at N.Y. Jets, a 6-yarder in third quarter ... Ranked fourth in special teams tackles (15) and had a forced fumble on special teams ... Averaged 18.5 yards on 13 kickoff returns ... In addition to his TD catch Sept. 12 at Jets, he was 2-for-28 rushing with a career-long 25-yarder ... On Sept. 19 vs. Miami, forced a fumble by Lamont Brightlight on a punt return in the first quarter, and TE Matt Schobel recovered for the Bengals at the Miami 48 ... Led all receivers Oct. 17 at Cleveland with 5 catches, gaining 28 yards ... Had a 15-yard rush and averaged 27.0 on 2 kickoff returns in win Nov. 28 vs. Cleveland ... Had 1 rush for 19 yards and a 7-yard reception in comeback win Dec. 5 at Baltimore ... In win Dec. 26 vs. N.Y. Giants, his 21-yard catch carried to Giants' 1-yard line in third quarter, converting third-down situation and setting up TD for 17-16 Bengals lead.

PREVIOUS SEASONS: **2001**—Signed with Washington on April 25 as rookie free agent ... Made

the season-opening roster and was on inactive list for Games 1-5 ... Waived on Oct. 16, and signed Oct. 18 to Redskins practice squad ... Did not earn an accrued year of experience toward NFL free agency. **2002**—Played in every Redskins game and totaled 787 scrimmage yards ... Started Games 8-9 and 15-16 for injured Stephen Davis ... Finished second on the team in rushing with 116- 534 (4.6 avg.) and 1 TD ... Also had 32 pass receptions for 253 yards (7.9), including a TD on a 62-yard catch-and-run from Patrick Ramsey on Oct. 13 vs. New Orleans ... Averaged 21.6 yards on 23 kickoff returns and had 9 special teams tackles ... Made his first start in victory Nov. 3 at Seattle and rushed for 110 yards on 23 carries with 4 receptions for 42 yards ... Rushed 20-for-110 in victory Dec. 22 vs. Houston ... Closed season in victory Dec. 29 vs. Dallas with 58 rushing yards on 17 carries, including 5-yard TD run for the game's first score ... Made his NFL playing debut Sept. 8 vs. Arizona with 1 rush for 5 yards and 3 catches for 22 yards. **2003**—Spent the 2003 preseason with Washington, and was released in final roster cuts Aug. 31 ... Signed by Bengals as free agent on Sept. 30 ... Played in eight Bengals games (Games 5-10, 12 and 15) ... Inactive for his other four games on the roster ... Averaged 16.1 yards on 7 kickoff returns and had 4 special teams tackles ... Had his longest kickoff return, 27 yards, on Nov. 2 at Arizona ... Had a 24-yard kickoff return Nov. 30 at Pittsburgh.

COLLEGE: His primary position at Penn State was wide receiver ... Had 16 catches for 275 yards and 1

touchdown in his senior season (2000), adding 7 rushes for 31 yards ... Recorded 724 all-purpose yards as a junior, leading the team with 22 kickoff returns for an average of 23.7 yards per KOR, the second-best figure in the Big Ten ... Medical redshirt in 1998, due to a back injury ... Played primarily as a kickoff returner from 1996-97.

PERSONAL: Hometown and offseason residence is Harrisburg, Pa. ... Attended Harrisburg High School ... Holds bachelor of arts degree from Penn State ... Has been active with community service through the Boys & Girls Clubs, and has sponsored aid to children through Toys for Tots and the C.A.R.E.S. program for autism ... Hobbies include traveling, bowling, movies and golf.

KENNY WATSON'S STATISTICS

YEAR	TEAM	G-S	Rushing				Receiving				Scoring							
			ATT	YDS	AVG	LG	TD	NO	YDS	AVG	LG	TD	TD	TD-R	TD-P	TD-RI	2-PTIC	PTS
2001	Washington	0-0	DID NOT PLAY*				DID NOT PLAY*				DID NOT PLAY*							
2002	Washington	16-4	116	534	4.6	24	1	32	253	7.9	62t	1	2	1	1	0	0	12
2003	Cincinnati	8-0	0	0	—	—	0	0	0	—	—	0	0	0	0	0	0	0
2004	Cincinnati	16-0	26	161	6.2	25	0	25	171	6.8	21	1	1	0	1	0	0	6
WASH. TOTALS			16-4	116	534	4.6	24	1	32	253	7.9	62t	1	2	1	1	0	12
CIN. TOTALS			24-0	26	161	6.2	25	0	25	171	6.8	21	1	1	0	1	0	6
CAREER			40-4	142	695	4.9	25	1	57	424	7.4	62t	2	3	1	2	0	18

YEAR	TEAM	Special Teams								Kickoff Returns					Punt Returns						
		ST	AT	TT	FF	YDS	BP	BFG	BXP	NO	YDS	AVG	FC	LG	TD	NO	YDS	AVG	FC	LG	TD
2002	Washington	7	2	9	0	0-0	0	0	0	23	496	21.6	0	28	0	—	—	—	—	—	—
2003	Cincinnati	4	0	4	0	0-0	0	0	0	7	113	16.1	0	27	0	—	—	—	—	—	—
2004	Cincinnati	10	5	15	1	0-0	0	0	0	13	240	18.5	0	32	0	—	—	—	—	—	—
WASH. TOTALS		7	2	9	0	0-0	0	0	0	23	496	21.6	0	28	0	—	—	—	—	—	—
CIN. TOTALS		14	5	19	1	0-0	0	0	0	20	353	17.7	0	32	0	—	—	—	—	—	—
CAREER		21	7	28	1	0-0	0	0	0	43	849	19.7	0	32	0	—	—	—	—	—	—

*NOTE: Watson was inactive for five games with Washington in 2001.

— WATSON'S SINGLE-GAME HIGHS —

RUSHING — Attempts: 23 at Sea. 11-3-02 (for Wash.); **Yards:** 110 (twice); most recently vs. Hou. 12-22-02 (for Wash.); **Long:** 25 at NYJ 9-12-04 (for Cin.); **Touchdowns:** 1 vs. Dall. 12-29-02 (for Wash.).

RECEIVING — Receptions: 5 (twice); most recently at Cle. 10-17-04 (for Cin.); **Yards:** 74 vs. N.O. 10-13-02 (for Wash.); **Long:** 62 vs. N.O. 10-13-02 (TD) (for Wash.); **Touchdowns:** 1 (twice); most recently at NYJ 9-12-04 (for Cin.).

KICKOFF RETURNS — Returns: 4 at Phil. 12-15-02 (for Wash.); **Yards:** 90 at Phil. 12-15-02 (for Wash.); **Long:** 32 vs. Cle. 11-28-04 (for Cin.).

— WATSON'S 2004 GAME-BY-GAME STATISTICS —

DATE	OPPONENT	Rushing				Receiving				Kickoff Returns							
		ATT	YDS	AVG	LG	TD	NO	YDS	AVG	LG	TD	NO	YDS	AVG	FC	LG	TD
9-12	at N.Y. Jets	2	28	14.0	25	0	2	15	7.5	9	1	0	0	—	0	—	0
9-19	MIAMI	4	9	2.3	6	0	3	6	2.0	7	0	0	0	—	0	—	0
9-26	BALTIMORE	1	10	10.0	10	0	2	15	7.5	10	0	1	6	6.0	0	6	0
10-3	at Pittsburgh	1	0	0.0	0	0	2	17	8.5	11	0	1	20	20.0	0	20	0
10-10	—BYE—																
10-17	at Cleveland	0	0	—	—	0	5	28	5.6	9	0	0	0	—	0	—	0
10-25	DENVER	4	22	5.5	11	0	2	6	3.0	7	0	1	25	25.0	0	25	0
10-31	at Tennessee	0	0	—	—	0	2	13	6.5	7	0	0	0	—	0	—	0
11-7	DALLAS	2	10	5.0	9	0	0	0	—	—	0	0	0	—	0	—	0
11-14	at Washington	0	0	—	—	0	2	19	9.5	10	0	1	14	14.0	0	14	0
11-21	PITTSBURGH	0	0	—	—	0	0	0	—	—	0	2	38	19.0	0	23	0
11-28	CLEVELAND	1	15	15.0	15	0	0	0	—	—	0	2	54	27.0	0	32	0
12-5	at Baltimore	1	19	19.0	19	0	1	7	7.0	7	0	0	0	—	0	—	0
12-12	at New England	2	12	6.0	9	0	2	15	7.5	9	0	1	14	14.0	0	14	0
12-19	BUFFALO	3	9	3.0	4	0	0	0	—	—	0	3	53	17.7	0	24	0
12-26	N.Y. GIANTS	2	7	3.5	6	0	1	21	21.0	21	0	0	0	—	0	—	0
1-2	at Philadelphia	3	20	6.7	12	0	1	9	9.0	9	0	1	16	16.0	0	16	0
TOTALS		26	161	6.2	25	0	25	171	6.8	21	1	13	240	18.5	0	32	0

OUTSTANDING OFFENSE

The Bengals amassed a club-record 621 yards net offense in a 52-21 victory over the New York Jets on Dec. 21, 1986. No NFL team has since matched that total in a regulation-time game.



NATE WEBSTER

Linebacker

52

Ht: 6-0
Wt: 240
6th year in NFL

College: Miami (Fla.)
2004 Games-Starts: 3-3
Career Games-Starts: 66-9

Acquired: UFA(T.B.)04
Born: 11-29-77

Webster enters 2005 training camp still in rehab mode from torn patella tendon (right knee) that washed out his '04 campaign ... Joined Bengals in '04 as unrestricted free agent signee from Tampa Bay ... Started Games 1-3 at MLB and led team in tackles (26) through that point, but suffered the tendon injury in Game 3, Sept. 26 vs. Baltimore ... Played in every game in 2002 for Tampa Bay's Super Bowl champions, and has five career postseason appearances.

2004 PARTICIPATION: After starting Games 1-3, underwent surgery on Sept. 27 for tendon injury suffered the previous day ... Placed Sept. 29 on Reserve/Injured list ... Had played 68 of a possible 69 games (including postseason) in four previous seasons at Tampa Bay.

2004 HIGHLIGHTS: Had 7 tackles in Bengals debut Sept. 12 at N.Y. Jets ... Led team with 12 tackles (8 solo) in Sept. 19 win vs. Miami, and also had 1 sack and 2 passes defended ... Had 7 tackles (6 solo) Sept. 26 vs. Baltimore ... Made key play to keep Bengals in contention in second quarter of Baltimore game, forcing a Kyle Boller fumble at Bengals' 2-yard line as Ravens QB appeared to be bound for end zone for 21-yard TD run, and Cincinnati's Tory James recovered the fumble for a touchback.

PREVIOUS SEASONS: 2000—Entered NFL Draft following his junior season at Miami (Fla.), and was selected by Tampa Bay in third round (90th overall) ... Played in all 16 regular-season games and one playoff contest, finishing with 32 regular-season tackles ... Made NFL debut Sept. 3 at New England, playing primarily on special teams ... Had 6 tackles Oct. 9 at Minnesota ... Had 4 tackles and shared a sack in Wild Card playoff loss Dec. 31 at Philadelphia. **2001**—Played in all 16 games for Bucs, with one start, and saw action in Wild Card playoff loss Jan. 12 at Philadelphia ... Ranked 10th on the team with 53 tackles and added 4 passes defended and 9 special teams tackles ... Had 1 tackle and 2 crucial passes defended in season-opening victory Sept. 9 at Dallas ... Had 9 tackles Oct. 14 at Tennessee ... Had 4 tackles and a special teams stop Dec. 2 at Cincinnati ... Tied his season high with 9 tackles in first career start, Jan. 6 vs. Philadelphia. **2002**—Played in all 16 regular-season

games and all three playoff games as Bucs captured NFL championship ... Finished with 33 tackles in regular season, and ranked fourth in special teams tackles (16) ... Had 3 tackles at LB and 2 on special teams Sept. 29 at Cincinnati ... Posted a season-high 7 tackles and a special teams stop in win Dec. 8 vs. Atlanta ... Had 1 tackle and 3 special teams stops in NFC Divisional Playoff Jan. 12 vs. San Francisco ... Recorded a pass defended in NFC Championship Game on Jan. 19 at Philadelphia ... Had 2 tackles and 1 special teams stop in Super Bowl XXXVII on Jan. 26 vs. Oakland. **2003**—Played 15 games for Tampa Bay (one missed due to injury), with five starts at MLB ... Started Games 1-5, replacing injured Shelton Quarles ... Finished seventh on team with career-high 66 tackles (40 solo), with 1 sack and 1 fumble recovery ... Led shutout win Sept. 8 at Philadelphia with team-high 10 tackles and a fumble recovery ... Led team Sept. 14 vs. Carolina with career-high 15 tackles ... Had his first career sack Sept. 21 at Atlanta, dropping Doug Johnson for 9-yard loss ... Had 10 tackles in each of his last two starts, on Oct. 6 vs. Indianapolis and Oct. 12 at Washington.

COLLEGE: Two-time All-Big East selection who amassed 301 tackles (178 solo), 14 tackles-for-losses and 7 sacks in just 22 starts ... Recorded consecutive 100-tackle campaigns his sophomore and junior seasons ... Entered the draft after his junior campaign ... Named to *Associated Press* All-America second-team as a junior after leading the Hurricanes with 150 tackles (92 solo) and 19 tackles-for-losses ... Named a semifinalist for the Bronco Nagurski Award, given to the nation's best overall defensive player ... Missed his last four games as a sophomore, due to elbow injury.

PERSONAL: Hometown is Miami, Fla. ... Lettered four years in football at Northwestern High School, helping lead team to a state Division 6A title and winning *Parade* first-team All-America honors as a senior ... Has three children: daughter Nia and sons Nate III and Nate IV ... Active in community service in the Tampa Bay area, he distributed Thanksgiving dinners to Boys and Girls Club members and participated in annual beach volleyball tournament benefiting the Make-A-Wish Foundation ... Full name is Nathaniel Webster Jr.

GOING FOR TWO

Since 1994, when the two-point conversion was added to the rules, the Bengals are 11-for-29 (37.9 percent) and opponents are 12-for-29 (41.4). Both the Bengals and their opponents were 0-for-1 in two-point conversion attempts in 2004.

NATE WEBSTER'S STATISTICS

YEAR	TEAM	G-S	Defense						Interceptions					Scoring				
			ST	AT	TT	SKS-YDS	PBU	FF	FR-YDS	NO	YDS	AVG	LG	TD	TD	IntRt	FRRt	S
2000	Tampa Bay	16-0	18	14	32	0-0	1	0	0-0	—	—	—	—	—	—	—	—	—
2001	Tampa Bay	16-1	34	19	53	0-0	4	0	0-0	—	—	—	—	—	—	—	—	
2002	Tampa Bay	16-0	23	10	33	0-0	0	0	0-0	—	—	—	—	—	—	—	—	
2003	Tampa Bay	15-5	40	26	66	1-9	0	0	1-0	—	—	—	—	—	—	—	—	
2004	Cincinnati	3-3	17	9	26	1-8	2	1	1-0	—	—	—	—	—	—	—	—	
T.B. TOTALS		63-6	115	69	184	1-9	5	0	1-0	—	—	—	—	—	—	—	—	
CIN. TOTALS		3-3	17	9	26	1-8	2	1	1-0	—	—	—	—	—	—	—	—	
CAREER		66-9	132	78	210	2-17	7	1	2-0	—	—	—	—	—	—	—	—	

YEAR	TEAM	Special Teams						Kickoff Returns					Punt Returns								
		ST	AT	TT	FF	YDS	BP	BFG	BXP	NO	YDS	AVG	FC	LG	TD	NO	YDS	AVG	FC	LG	TD
2000	Tampa Bay	2	0	2	0	0-0	1	0	0	—	—	—	—	—	—	—	—	—	—	—	—
2001	Tampa Bay	6	3	9	0	0-0	0	0	0	—	—	—	—	—	—	—	—	—	—	—	—
2002	Tampa Bay	12	4	16	0	0-0	0	0	0	—	—	—	—	—	—	—	—	—	—	—	—
2003	Tampa Bay	1	1	2	0	0-0	0	0	0	—	—	—	—	—	—	—	—	—	—	—	—
CAREER		21	8	29	0	0-0	1	0	0	—	—	—	—	—	—	—	—	—	—	—	—

WEBSTER'S 2004 GAME-BY-GAME DEFENSIVE STATISTICS

DATE	OPPONENT	ST	AT	TT	SKS-YDS	INT-YDS	PBU	FF	FR-YDS	
9-12	at N.Y. Jets	3	4	7	0-0	0-0	0	0	0-0	
9-19	MIAMI	8	4	12	1-8	0-0	2	0	0-0	
9-26	BALTIMORE	6	1	7	0-0	0-0	0	1	1-0	
10-3	at Pittsburgh	RESERVE / INJURED								
10-10	—BYE—	RESERVE / INJURED								
10-17	at Cleveland	RESERVE / INJURED								
10-25	DENVER	RESERVE / INJURED								
10-31	at Tennessee	RESERVE / INJURED								
11-7	DALLAS	RESERVE / INJURED								
11-14	at Washington	RESERVE / INJURED								
11-21	PITTSBURGH	RESERVE / INJURED								
11-28	CLEVELAND	RESERVE / INJURED								
12-5	at Baltimore	RESERVE / INJURED								
12-12	at New England	RESERVE / INJURED								
12-19	BUFFALO	RESERVE / INJURED								
12-26	N.Y. GIANTS	RESERVE / INJURED								
1-2	at Philadelphia	RESERVE / INJURED								
TOTALS		17	9	26	1-8	0-0	2	1	1-0	

POSTSEASON

YEAR	TEAM	G-S	Defense						Interceptions					Scoring				
			ST	AT	TT	SKS-YDS	PBU	FF	FR-YDS	NO	YDS	AVG	LG	TD	TD	IntRt	FRRt	S
2000	Tampa Bay	1-0	3	1	4	0.5-0	0	0	0-0	—	—	—	—	—	—	—	—	—
2001	Tampa Bay	1-0	0	0	0	0-0	0	0	0-0	—	—	—	—	—	—	—	—	—
2002	Tampa Bay	3-0	3	0	3	0-0	1	0	0-0	—	—	—	—	—	—	—	—	—
CAREER		5-0	6	1	7	0.5-0	1	0	0-0	—	—	—	—	—	—	—	—	—

ADDITIONAL POSTSEASON STATISTICS: 4 special teams tackles (1 solo) for Tampa Bay in the 2002 postseason.

BUSIEST BENGALS — SPECIAL TEAMS

LB **Marcus Wilkins** led the Bengals in special teams snaps last season, edging out WR **Kevin Walter** by just one play. Wilkins played 332 of the team total 479 snaps. Here's a list of the five most active Bengals on the 2004 special teams:

Player	Snaps	Pct. of Total
Marcus Wilkins, LB	332	69.3%
Kevin Walter, WR	331	69.1%
Kenny Watson, HB	319	66.6%
Reggie Myles, CB	313	65.3%
Anthony Mitchell, S	298	62.2%



MARCUS WILKINS

Linebacker



Ht: 6-2
Wt: 231
4th year in NFL

College: Texas
2004 Games-Starts: 16-0
Career Games-Starts: 28-0

Acquired: W(Ariz.)'04
Born: 1-2-80

Acquired on waivers Sept. 1 from Arizona. Wilkins led the 2004 Bengals in special teams tackles (24) ... Tied for team lead in solo special teams stops (17) ... Also had key special teams fumble recovery in win Dec. 5 at Baltimore ... Had 3 tackles on defense ... Played for Green Bay in 2002-03 ... Became a restricted free agent on 3-2-05 and re-signed with Cincinnati on 3-8-05.

2004 PARTICIPATION: Opened '04 training camp with Green Bay ... Acquired by Arizona on waivers on Aug. 19 ... Acquired by Bengals on waivers on Sept. 1 ... Played in one preseason game each for Packers, Cardinals and Bengals ... Played in every regular season game for Bengals, first 16-game season of his career.

2004 HIGHLIGHTS: Had 2 special teams tackles in Bengals debut Sept. 12 at N.Y. Jets ... Led special units with 3 tackles in win Sept. 19 vs. Miami ... Had 2 special teams stops Sept. 26 vs. Baltimore, and also had 2 tackles on defense as Bengals used him as fourth LB in a 4-4-2 alignment ... Tied for special teams lead with 2 tackles (both solo) in Monday night win Oct. 25 vs. Denver ... Had 3 special teams stops in win Nov. 28 vs. Cleveland ... On Dec. 5 at Baltimore, recovered muffed punt by B.J. Sams at Ravens' 19-yard line early in fourth quarter, play that launched Bengals comeback from 20-3 deficit to 27-26 win.

PREVIOUS SEASONS: 2002—Signed April 26 with Green Bay as college free agent ... One of three undrafted college players to make Packers' opening day roster ... Played in five games, and was inactive for the other 11 regular-season games, as well as playoff meeting against

Atlanta ... Had 8 special teams tackles in his five games, and also saw some action as a rush DE; credited with 2 tackles on defense ... Inactive for Games 1-3, and made NFL debut in victory Sept. 29 vs. Carolina, logging 1 tackle on special teams ... Had 5 special teams tackles in win Oct. 13 at New England ... Had 2 tackles on defense in Monday night win Nov. 4 vs. Miami. **2003**—Played for Packers in Games 1-6 and 16 ... Inactive for games 7-15 ... Suffered calf strain in Game 16, Dec. 28 vs. Denver, rendering him inactive for Wild Card playoff Jan. 4 vs. Seattle ... Placed Jan. 10 on Injured Reserve, missing Jan. 11 Divisional playoff at Philadelphia ... Saw action mostly on special teams in regular season, and had two big plays ... Blocked a Brad Maynard punt in Monday night game Sept. 29 at Chicago, setting up a second-quarter TD in eventual 38-23 win ... Scored a TD in win Dec. 28 vs. Denver, recovering a fumble by kickoff returner Adrian Madise in end zone ... Finished season with 3 tackles on defense and 5 on special teams ... In preseason, his 3 sacks tied for the NFC lead.

COLLEGE: Four-year letter winner at Texas (1998-2001), playing in 49 games ... Had career totals of 62 tackles, 8 tackles-for-loss, 14 QB pressures, 1 INT, 2 FRs and a blocked punt ... Played LB his first three seasons, and was shifted to DE as a senior.

PERSONAL: Hometown is Austin, Texas ... Attended Westwood High School, where he started for three years, playing CB, FS, LB and WR ... Worked with a youth football clinic in Puerto Rico, and has also done outreach to schools ... Favorite hobby is classic cars ... Corporate communications major at Texas ... Single ... Full name is Marcus Wesley Wilkins.

MARCUS WILKINS' STATISTICS

YEAR TEAM	G-S	Defense							FR-YDS	Interceptions					Scoring				
		ST	AT	TT	SKS-YDS	PBU	FF	NO		YDS	AVG	LG	TD	TD	TD	S	P	PTS	
2002 Green Bay	5-0	1	1	2	0-0	0	0	0-0	—	—	—	—	—	—	0	0	0	0	0
2003 Green Bay	7-0	1	2	3	0-0	0	0	0-0	—	—	—	—	—	—	1	0	1	0	6
2004 Cincinnati	16-0	0	3	3	0-0	0	0	0-0	—	—	—	—	—	—	0	0	0	0	0
G.B. TOTALS	12-0	2	3	5	0-0	0	0	0-0	—	—	—	—	—	—	1	0	1	0	6
CIN. TOTALS	16-0	0	3	3	0-0	0	0	0-0	—	—	—	—	—	—	0	0	0	0	0
CAREER	28-0	2	6	8	0-0	0	0	0-0	—	—	—	—	—	—	1	0	1	0	6

YEAR TEAM	ST	AT	TT	FF	Special Teams			Kickoff Returns					Punt Returns						
					YDS	BP	BFG	BXP	NO	YDS	AVG	FC	LG	TD	NO	YDS	AVG	FC	LG
2002 Green Bay	6	2	8	0	0-0	0	0	0	0	—	—	—	—	—	—	—	—	—	—
2003 Green Bay	5	0	5	0	1-0	1	0	0	0	—	—	—	—	—	—	—	—	—	—
2004 Cincinnati	17	7	24	0	2-0	0	0	0	0	—	—	—	—	—	—	—	—	—	—
G.B. TOTALS	11	2	13	0	1-0	1	0	0	0	—	—	—	—	—	—	—	—	—	—
CIN. TOTALS	17	7	24	0	2-0	0	0	0	0	—	—	—	—	—	—	—	—	—	—
CAREER	28	9	37	0	3-0	1	0	0	0	—	—	—	—	—	—	—	—	—	—

— WILKINS' 2004 GAME-BY-GAME SPECIAL TEAMS STATISTICS —

DATE	OPPONENT	ST	AT	TT	FF	FR-YDS	BP	BFG	BXP
9-12	at N.Y. Jets	2	0	2	0	0-0	0	0	0
9-19	MIAMI	2	1	3	0	0-0	0	0	0
9-26	BALTIMORE	2	0	2	0	0-0	0	0	0
10-3	at Pittsburgh	0	0	0	0	0-0	0	0	0
10-10	—BYE—								
10-17	at Cleveland	1	0	1	0	0-0	0	0	0
10-25	DENVER	2	0	2	0	0-0	0	0	0
10-31	at Tennessee	1	0	1	0	0-0	0	0	0
11-7	DALLAS	1	1	2	0	0-0	0	0	0
11-14	at Washington	0	1	1	0	0-0	0	0	0
11-21	PITTSBURGH	0	1	1	0	0-0	0	0	0
11-28	CLEVELAND	2	1	3	0	0-0	0	0	0
12-5	at Baltimore	0	1	1	0	1-0	0	0	0
12-12	at New England	1	0	1	0	0-0	0	0	0
12-19	BUFFALO	1	0	1	0	0-0	0	0	0
12-26	N.Y. GIANTS	1	1	2	0	0-0	0	0	0
1-2	at Philadelphia	1	0	1	0	1-0	0	0	0
TOTALS		17	7	24	0	2-0	0	0	0

— POSTSEASON —

YEAR	TEAM	G-S	Defense					Interceptions					Scoring					
			ST	AT	TT	SKS-YDS	PBU	FR-YDS	NO	YDS	AVG	LG	TD	TD	IntRt	FRRt	S	PTS
2002	Green Bay	0-0				DID NOT PLAY*					DID NOT PLAY*					DID NOT PLAY*		
2003	Green Bay	0-0				DID NOT PLAY*					DID NOT PLAY*					DID NOT PLAY*		
CAREER		0-0	0	0	0	0-0	0	0	0-0	—	—	—	—	—	—	—	—	—

*NOTE: Wilkins was inactive for one postseason game with Green Bay in 2002. In 2003, he was inactive for one postseason game and on the Reserve/Injured list for one postseason game.



BOBBIE WILLIAMS

Guard

63

Ht: 6-4 **College:** Arkansas **Acquired:** UFA(Phil.)04
Wt: 340 **2004 Games-Starts:** 16-16 **Born:** 9-25-76
6th year in NFL **Career Games-Starts:** 49-28

An unrestricted free agent signee from Philadelphia in 2004, Williams started every game at RG and was the only Bengal on offense or defense to play every snap with his unit ... Steadily improved his play while working in a new system and was praised by head coach Marvin Lewis for his "finest game" in 58-point offensive effort Nov. 28 vs. Cleveland ... Part of starting unit that fueled three consecutive games of 450-plus offensive yards in Games 11-13, first such streak in franchise history ... Contributor to pass protection allowing only 12 sacks in last nine games ... Has four career postseason appearances, with two starts.

2004 PARTICIPATION: Played 16 games for the third straight NFL season, and made 16 starts for the first time in his career ... Played all 1038 offensive snaps on the season.

450 TIMES 3: Williams' play helped the offensive line fuel three consecutive games of 450-plus offensive yards in Games 11-13, the first such streak in Bengals history. The streak began with a 504-yard output in a

wild 58-48 win Nov. 28 vs. Cleveland, as the Bengals scored the third-most points in their history. On Dec. 5 at Baltimore, the total was 453 offensive yards as the line helped QB Carson Palmer post career highs for passing yards (382), completions (29), completion percentage (80.6) and passer rating (127.1). On Dec. 12 at New England, the Bengals gained 478 yards, which proved to be the most allowed all season by the defending Super Bowl champs.

MORE 2004 HIGHLIGHTS: Paved the way for Rudi Johnson's club record of 1454 rushing yards, breaking mark of 1435 set by Corey Dillon in 2000 ... Protected Carson Palmer Sept. 12 at N.Y. Jets as Palmer posted 105.2 passer rating in his playing debut ... On Sept. 19 vs. Miami, helped lead fourth-quarter drive of 59 yards in 10 plays, with Palmer not sacked and completing 7 of 8 passes, to set up Shayne Graham's game-winning FG ... Supported 123-yard rushing effort by Rudi Johnson Oct. 3 at Pittsburgh, most rushing yards by a Bengal at Pittsburgh since James Brooks had 127 in 1989 ... Supported Rudi Johnson's second 100-yard rushing game of

season (24-119) in Monday night win Oct. 25 vs. Denver ... On Nov. 21 vs. Pittsburgh, helped offense extend streak of no sacks allowed to 10 quarters before Steelers got a sack in third quarter ... Supported Rudi Johnson's 202 yards rushing Nov. 28 vs. Cleveland, second-most yards in NFL in '04 ... On Dec. 19 vs. Buffalo, helped Johnson rack up 130 yards rushing, tying Bengals record with his fifth 100-yarder of season.

PREVIOUS SEASONS: 2000—Drafted by Philadelphia in second round (61st overall) ... Signed July 17 ... Inactive for all regular season and postseason games while making the transition from college OT to NFL guard. **2001**—Inactive for Games 1-15 ... Made NFL debut as the starting RG as Eagles won season finale Jan. 6 at Tampa Bay ... Inactive for all three postseason games. **2002**—Played in all 16 games and both playoff contests on the FG and PAT teams. **2003**—Played in all 16 Eagles games for second straight season ... Started at RG in Games 5 and 7-16, and also started at RG in both Philadelphia postseason games ... Took over starting RG job after Jermaine Mayberry was lost for season with elbow injury ... Williams' run-blocking contributed to Eagles' No. 9 NFL rank in rushing yards (125.9 per game) ... Eagles scored at least one rushing TD in each of his 10 starts ... Key performer in pass protection as team allowed only 1.9 sacks per game in the second half of the season ... Contributed to line performance of no sacks allowed as Eagles completed 24-of-34 passes for 249 yards in victory Dec. 27 at Washington that clinched NFC East title and first-round playoff bye.

COLLEGE: Started at OT for the last 35 games of his

career at Arkansas ... As a senior, earned second-team All-Southeastern Conference honors, playing on a line that led the SEC in fewest sacks allowed (14), while helping the offense amass 4067 total yards.

PERSONAL: Hometown is Jefferson, Texas ... Attended Jefferson High School, where he earned East Texas Lineman of the Year honors as a senior ... Earned all-district honors as a prep basketball player, and also lettered in track ... Majored in vocational education at Arkansas ... Married (wife Anjeanise), with two children, Brandon (born 7-27-93) and Tiana (10-25-97) ... Enjoys playing pool.

BOBBIE WILLIAMS' STATISTICS

YEAR	TEAM	GAMES	STARTS
2000	Philadelphia	DID NOT PLAY*	
2001	Philadelphia	1	1
2002	Philadelphia	16	0
2003	Philadelphia	16	11
2004	Cincinnati	16	16
PHIL. TOTALS		33	12
CIN. TOTALS		16	16
CAREER		49	28

POSTSEASON

YEAR	TEAM	GAMES	STARTS
2000	Philadelphia	DID NOT PLAY*	
2001	Philadelphia	DID NOT PLAY*	
2002	Philadelphia	2	0
2003	Philadelphia	2	2
CAREER		4	2

*NOTE: Williams was inactive for 16 regular-season games and two postseason games with Philadelphia in 2000. He was inactive for three postseason games with the Eagles in 2001.



HT: 6-1

WT: 195

2nd year in NFL

College: Maryland

2004 Games-Starts: 16-13

Career Games-Starts: 16-13

Acquired: D2b'04

(56th overall)

Born: 10-18-81

Second-round draft pick from Maryland was a major rookie success story in 2004, showing great functional speed and instinctive playmaking ability ... Earned starts at three different secondary positions and ranked fourth on team in tackles (95) and third in solos (71) ... Had 3 INTs, including 1 for TD, and his INT total was tied for most by a Bengals rookie since 1986 ... Tied for team lead in fumble recoveries (2), and ranked third in passes defended (11) ... Had 2 sacks, only member of the secondary with more than 1 ... Though a defensive starter most of the season, he also finished sixth in special teams stops (13).

2004 PARTICIPATION: Played every game with 13 starts ... Started at CB in Games 1 and 9, at SS in Games 2-3 and 12, and at FS in Games 4, 8, 10-11 and 13-16.

2004 HIGHLIGHTS: His 3 INTs were the most by a

Bengals rookie since future Pro Bowler David Fulcher had 4 in 1986 ... Returned an intercepted Billy Volek pass 51 yards for a TD on Oct. 31 at Tennessee ... Made pro debut Sept. 12 at N.Y. Jets, starting at LCB for injured Delthia O'Neal, and had 7 tackles (6 solo) and 1 pass defended ... Led team with 8 tackles (4 solo) in start at SS on Sept. 26 vs. Baltimore ... Started at FS on Oct. 3 at Pittsburgh, replacing injured Kim Herring, and had team-leading 11 tackles and 9 solos, and he recovered a Duce Staley fumble at Bengals' 49-yard line in third quarter ... Led secondary with 7 tackles in Monday night win Oct. 25 vs. Denver, and recovered a Reuben Droughns fumble at Broncos' 35 in second quarter to set up drive for a FG and 13-7 Cincinnati lead ... His 51-yard INT return for TD on Oct. 31 at Tennessee was longest INT return of the season for Bengals, and it gave Bengals new life early in second half, cutting Titans lead to 13-10 ... Led team with 9 tackles in

victory Nov. 7 vs. Dallas, and had his second INT in two games, picking off Vinny Testaverde pass intended for Keyshawn Johnson at Bengals' 34 in fourth quarter ... In win Nov. 14 at Washington, recorded 3 passes defended while finishing second on the team in tackles (9) ... His first pass defended at Washington was a deflection leading to a Brian Simmons INT that set up the Bengals first scoring drive of the day ... On Nov. 21 vs. Pittsburgh, his 7 tackles included his first NFL sack, when he pushed Steelers out of FG range in third quarter by dropping Ben Roethlisberger for an 11-yard loss to the Bengals' 44 on a third down play ... In first quarter of win Nov. 28 vs. Cleveland, his 4 tackles included TD-saving stop as he ran down RB William Green from behind in the open field at Bengals' 9-yard line, after a 46-yard gain (Browns settled for FG that left them trailing 14-10) ... Also had team-leading 4 special teams tackles vs. Cleveland ... Snagged his third INT of the season Dec. 5 at Baltimore, picking off a Kyle Boller pass at the midfield stripe in the third quarter ... Second on team with 11 tackles Dec. 26 vs. N.Y. Giants, including a sack, and tied for the team lead with 2 passes defended ... In the Giants game, his 8-yard sack dropped Eli Manning to the Bengals' 18-yard line with four seconds to play before halftime, forcing the Giants to settle for a FG.

COLLEGE: One of the nation's best cover safeties during his two seasons at Maryland ... Came to Maryland as a walk-on after playing two seasons at Towson University ... Helped lead Maryland to records of 11-3 and 10-3 over 2002-03 seasons, starting all 27 games ... His teams capped each season with big bowl victories, bashing West Virginia 41-7 in the Gator Bowl following '03 season and blasting Tennessee 30-3 in Peach Bowl following '02 campaign ... Played in 1999 and 2000 at Towson University, and sat out 2001 according to NCAA rules after transferring to Maryland ... Honored as an "Iron Terp" for his standout performance in team's offseason conditioning program.

PERSONAL: Born in Sierra Leone, West Africa ... Moved to the United States at age 9 and lived in Lanham, Md. ... Attended Duval High in Lanham, where he was a two-year starter at CB and an all-county selection ... Also lettered in track and baseball ... Family studies major at Maryland ... Full name is Madiou Mohammed Williams ... Active in community service, he was chosen honorary chairman for the Greater Cincinnati March of Dimes WalkAmerica ... Single ... Hobbies include reading and surfing the Internet ... First name is pronounced "muh-DEE-oo."

MADIEU WILLIAMS' STATISTICS

YEAR TEAM	G-S	Defense							Interceptions					Scoring				
		ST	AT	TT	SKS-YDS	PBU	FF	FR-YDS	NO	YDS	AVG	LG	TD	TD	IntRt	FRRI	S	PTS
2004 Cincinnati	16-13	71	24	95	2-19	11	0	2(-3)	3	51	17.0	51t	1	1	1	0	0	6
CAREER	16-13	71	24	95	2-19	11	0	2(-3)	3	51	17.0	51t	1	1	1	0	0	6

YEAR TEAM	Special Teams							Kickoff Returns					Punt Returns							
	ST	AT	TT	FF	FR-YDS	BP	BFG	BXP	NO	YDS	AVG	FC	LG	TD	NO	YDS	AVG	FC	LG	TD
2004 Cincinnati	9	4	13	0	0-0	0	0	0	—	—	—	—	—	—	—	—	—	—	—	—
CAREER	9	4	13	0	0-0	0	0	0	—	—	—	—	—	—	—	—	—	—	—	—

MADIEU WILLIAMS' 2004 GAME-BY-GAME DEFENSIVE STATISTICS

DATE	OPPONENT	ST	AT	TT	SKS-YDS	INT-YDS	PBU	FF	FR-YDS
9-12	at N.Y. Jets	6	1	7	0-0	0-0	1	0	0-0
9-19	MIAMI	4	0	4	0-0	0-0	1	0	0-0
9-26	BALTIMORE	4	4	8	0-0	0-0	0	0	0-0
10-3	at Pittsburgh	9	2	11	0-0	0-0	0	0	1-0
10-10	—BYE—								
10-17	at Cleveland	0	0	0	0-0	0-0	0	0	0-0
10-25	DENVER	5	2	7	0-0	0-0	0	0	1(-3)
10-31	at Tennessee	1	0	1	0-0	1-51	1	0	0-0
11-7	DALLAS	3	6	9	0-0	1-0	1	0	0-0
11-14	at Washington	8	1	9	0-0	0-0	3	0	0-0
11-21	PITTSBURGH	6	1	7	1-11	0-0	0	0	0-0
11-28	CLEVELAND	4	0	4	0-0	0-0	0	0	0-0
12-5	at Baltimore	2	1	3	0-0	1-0	2	0	0-0
12-12	at New England	2	0	2	0-0	0-0	0	0	0-0
12-19	BUFFALO	3	2	5	0-0	0-0	0	0	0-0
12-26	N.Y. GIANTS	8	3	11	1-8	0-0	2	0	0-0
1-2	at Philadelphia	6	1	7	0-0	0-0	0	0	0-0
TOTALS		71	24	95	2-19	3-51	11	0	2(-3)



QUINCY WILSON

Halfback

35

Ht: 5-9
Wt: 225
1st year in NFL*

College: West Virginia
2004 Games-Starts: 0-0
Career Games-Starts: 0-0

Acquired: PS(Atl.)04
Born: 4-26-81

Wilson was on Bengals roster for the last three games of 2004 after Cincinnati signed him from Atlanta practice squad ... Looks for first NFL regular season action in '05 ... Selected by Atlanta in the 2004 NFL Draft.

2004 RECAP: Drafted by Atlanta in seventh round (219th overall) ... Had 28 rushing yards on 16 carries and 2 receptions for 9 yards during preseason for Falcons ... Waived by Falcons in final roster cuts Sept. 5, and signed Sept. 6 to Atlanta practice squad ... Signed Dec. 18 to Bengals 53-player roster ... On Bengals inactive list for Games 14-16.

COLLEGE: Played in 44 games at West Virginia, with 474 rushing attempts for 2608 yards (5.5 avg.) and 20 TDs, plus 25 receptions for 147 yards (5.9) and 1 TD ... His rushing attempts and yards both ranked fifth in school history at the close of his career ... Earned third-team Associated Press All-America honors and was an All-Big East first-team pick by ESPN as a senior in 2003, rushing for 1380 yards with a 4.9 avg. and 12 TDs ...

Named WVU's offensive MVP as a senior, and won team's Ira Rodgers Award for all-around excellence. ... Was at WVU for five seasons (1999-2003), including a medical redshirt year in 2000.

PERSONAL: Hometown is Weirton, W.Va. ... Attended Weir High School, where he was first player in West Virginia prep history to rush for more than 3000 yards in a single season, finishing with 3262 on 351 carries (9.4 avg.) as a senior ... Set state records as a prep senior with 47 TDs and 290 points as Weir won Class AA state title with an undefeated 14-0 record ... Holds degree from West Virginia in physical education/athletic coaching ... Has a son, Trenton (born 4-29-02) ... Hobbies include golf, basketball and movies ... Father, Otis, played LB for Chicago Bears and was on Bears' 1985 NFL Championship team.

*NOTE: Wilson did not earn an accrued year of experience toward NFL free agency in 2004 because he was not on an NFL 53-player roster, a Reserve/Injured list or a Reserve/Physically Unable to Perform list for the required minimum of six games. He is designated a first-year player in 2005.

QUINCY WILSON'S STATISTICS

YEAR	TEAM	G-S	Rushing				Receiving					Scoring						
			ATT	YDS	AVG	LG	TD	NO	YDS	AVG	LG	TD	TD	TD-R	TD-P	TD-RI	2-PIC	PTS
2004	Atlanta	0-0	DID NOT PLAY**				DID NOT PLAY**					DID NOT PLAY**						
	Cincinnati	0-0	DID NOT PLAY**				DID NOT PLAY**					DID NOT PLAY**						
CAREER		0-0	0	0	0	0	0	0	0	0	0	0	0	0	0	0	0	0

**NOTE: In 2004, Wilson was on the practice squad for 13 games with Atlanta, and he was inactive for three games with Cincinnati.

BENGALS' HOTELS ON THE ROAD

2005 PRESEASON

Washington Capital Hilton | Philadelphia ... Marriott Philadelphia Downtown
(Game: Fri., Aug. 19) (202) 393-1000 (Game: Fri., Aug. 26) (215) 625-2900

2005 REGULAR SEASON

Cleveland ... Hilton Cleveland/East-Beechwood | Baltimore ... Baltimore Marriott Waterfront
(Game: Sun., Sept. 11) (216) 464-5950 (Game: Sun., Nov. 6) (410) 385-3000

Chicago ... Hyatt McCormick Place | Pittsburgh ... Omni William Penn
(Game: Sun., Sept. 25) (312) 567-1234 (Game: Sun., Dec. 4) (412) 281-7100

Jacksonville ... Jacksonville Marriott | Detroit ... Marriott Detroit
(Game: Sun., Oct. 9) (904) 296-2222 (Game: Sun., Dec. 18) (313) 568-8000

Tennessee ... Renaissance Nashville Hotel | Kansas City ... Westin Crown Center
(Game: Sun., Oct. 16) (615) 255-8400 (Game: Sun., Jan. 1) (816) 474-4400

FIRST-YEAR FREE AGENTS

Players in this section had limited NFL experience in 2004, but did not earn an accrued year of experience toward NFL free agency because they were not on a 53-player roster, a Reserve/Injured list or a Reserve/Physically Unable to Perform list for the required minimum of six games. They were not under contract to the Bengals at the conclusion of the 2004 season.



ALLEN AUGUSTIN

Linebacker

57

Ht: 6-0
Wt: 225
1st year in NFL

College: Florida State
2004 Games-Starts: 0-0
Career Games-Starts: 0-0

Acquired: FA'05
Born: 6-12-81

Signed with Bengals as a free agent on 1-3-05, after finishing the 2004 season on Cincinnati practice squad ... Opened '04 training camp as a college free agent with Pittsburgh, and was waived by Steelers on Aug. 31 ... Acquired by Bengals on waivers on Sept. 1 ... Played in Bengals preseason finale Sept. 3 vs. Indianapolis, with a 16-yard INT ... Waived Sept. 5, and signed Sept. 6 to Bengals practice squad ... Released from Bengals practice squad Sept. 14 ... Re-signed Oct. 15 to Bengals practice squad, where he remained until end of season ... Began his college career at Florida State as a walk-on in 2000, and ended his FSU stint

as the starting MLB for all 12 games as a senior in 2003 ... Finished second on FSU team as a senior with 82 tackles, and had 4 sacks ... Played in all 14 games with seven starts as a junior, finishing fourth in tackles (83) ... Played in every FSU game as a sophomore and made his first start in Gator Bowl win over Virginia Tech ... Hometown is Miami, Fla. ... Attended Miami Senior High School, where he was a team captain and defensive MVP as a senior ... Received degree in English from Florida State in 2002, and earned Master's degree in communications from FSU in 2003 ... Last name is pronounced "uh-GUH-stin."

ALLEN AUGUSTIN'S STATISTICS

YEAR	TEAM	G-S	Defense						FR-YDS	Interceptions					Scoring			
			ST	AT	TT	SKS-YDS	PBU	FF		NO	YDS	AVG	LG	TD	TD	Int	TD	S
2004	Cincinnati	0-0				DID NOT PLAY*				DID NOT PLAY*					DID NOT PLAY*			
CAREER		0-0	0	0	0	0-0	0	0	0-0									

*NOTE: Augustin was on the practice squad for 13 games with Cincinnati in 2004.



JEREMIAH COCKHERAN

Wide Receiver

11

Ht: 6-0
Wt: 201
1st year in NFL

College: Hawaii
2004 Games-Starts: 0-0
Career Games-Starts: 0-0

Acquired: FA'05
Born: 1-11-81

Signed with the Bengals as a free agent on 1-3-05, after finishing the 2004 season on Cincinnati's practice squad ... Originally signed by the Bengals on 4-27-04 as a college free agent, but was released 5-4-04 when he did not pass the team physical prior to minicamp ... Re-signed by the Bengals on 12-2-04 to the practice squad, and was on the practice squad for the season's final five weeks ... Played in 2002 and '03 for the University of Hawaii after beginning his college career in the junior college ranks ... Played in 12 games in each of his two Hawaii seasons, with six starts in 2002 and 10 starts in '03 ... Missed two games in 2003 due

to ankle injury, but earned honorable mention All-WAC honors with 61 catches for 997 yards, tying for team lead in TDs (9) and leading team in yards per catch (14.9) ... Had six 100-yard games in 2003 ... Caught 49 passes for 731 yards as a junior in 2002, including career-high 207 yards on 9 catches vs. Alabama ... Played in 2000-01 at Chaffey College in Rancho Cucamonga, Calif., helping team to 10-0 record in '01 with school-record 53 catches and also earning Academic Achievement award ... Has been active in community relations, working with youth groups ... Born in New Orleans, but played in high school

at A.B. Miller High in Fontana, Calif. ... Lettered in high school in football, track and basketball ... Was a three-time prep league champion in 400-meter dash

... His hobbies include reading and working out ... Offseason residence is Honolulu ... Last name is pronounced as "Cockeran."

JEREMIAH COCKHERAN'S STATISTICS

YEAR	TEAM	G-S	Receiving					Rushing					Scoring					
			NO	YDS	AVG	LG	TD	ATT	YDS	AVG	LG	TD	TD	TD-R	TD-P	TD-RT	2-PIC	PTS
2004	Cincinnati	0-0	DID NOT PLAY*					DID NOT PLAY*					DID NOT PLAY*					
CAREER		0-0	0	0	0	0	0	0	0	0	0	0	0	0	0	0	0	0

*NOTE: Cockheran was on the practice squad for five games with Cincinnati in 2004.



DERRICK CRAWFORD

Defensive End

70

Ht: 6-3

College: Texas A&M-Commerce

Acquired: FA'05

Wt: 270

2004 Games-Starts: 0-0

Born: 9-13-78

1st year in NFL

Career Games-Starts: 0-0

Signed with Bengals as free agent on 1-3-05, after spending last five weeks of '04 regular season on Cincinnati practice squad ... Allocated by Bengals to Frankfurt Galaxy for 2005 NFL Europe season; started all 10 games and recorded 16 tackles, 3 sacks for 24 yards, and 2 passes defended ... Entered NFL on 4-27-04, signing with Bengals as college free agent ... Played in the first three preseason games, with 2 tackles ... Waived on 9-1-04 ... Signed on 12-1-04 to Bengals' practice squad ... Former standout at Texas A&M-Commerce was one of the top defensive linemen in the NCAA Division II ranks in 2003, leading the Lone Star Conference with 8.5 sacks (for 47 yards) and earning berth in the Cactus Bowl (Division II All-Star game) ... Ranked

fourth in LSC in tackles-for-loss with 12 (for 64 yards) ... Named 2003 Defensive Lineman of the Year in the LSC South, and earned honorable mention All-America nod from D2Football.com ... Two-time All-West region selection in Division II ... Played at A&M-Commerce for three seasons (2001-03), with career totals of 148 tackles (101 solo), 15.5 sacks, 32 tackles-for-loss and 3 forced fumbles ... Was an all-conference performer in junior college in 1998-99 at Trinity Valley (Texas) Community College ... Signed with University of Central Florida in 2000, but did not play ... Hometown is Avon Park, Fla. ... Attended Avon Park High School, where he was Florida 3A Most Valuable Player as a senior ... Business administration major at Texas A&M-Commerce.

DERRICK CRAWFORD'S STATISTICS

YEAR	TEAM	G-S	Defense							Interceptions					Scoring			
			ST	AT	TT	YDS	PBU	FF	FR-YDS	NO	YDS	AVG	LG	TD	TD	IntRt	FRRI	S
2004	Cincinnati	0-0	DID NOT PLAY*							DID NOT PLAY*					DID NOT PLAY*			
CAREER		0-0	0	0	0	0-0	0	0	0-0	0	0	0	0	0	0	0	0	0

*NOTE: Crawford was on the practice squad for five games with Cincinnati in 2004.

NFC BEWARE

The Bengals won both of their home games against NFC teams in 2004, beating Dallas on Nov. 7 and the N.Y. Giants on Dec. 26.

Since 1993, the Bengals have a 16-7 record (.696) at home against NFC opposition, including a current five-game winning streak.

**Ht:** 5-11**Wt:** 243**1st year in NFL****College:** Virginia Tech**2004 Games-Starts:** 3-1 (3-1 Mia., 0-0 Cin.)**Career Games-Starts:** 3-1**Acquired:** FA'05**Born:** 12-4-80

Signed with Bengals as free agent on 1-3-05 after spending final two weeks of 2004 season on Cincinnati practice squad ... Entered NFL on 4-30-04, signing with Miami as college free agent ... Made Dolphins season-opening roster and played in Games 1-3, with 1 pass reception for 4 yards ... Credited with a start Sept. 19 vs. Bengals ... Waived by Miami on Oct. 2, signed to Miami's practice squad Oct. 5, and released from practice squad Oct. 12 ... Signed Dec. 22 to Bengals practice squad ... Played in 42 games for Virginia Tech from 2000-03; redshirted in 1999 ... Blocked for two 1000-yard rushers (Lee Suggs in '02 and Kevin

Jones in '03) ... Averaged 4.2 yards per carry as a rusher for his career (36-152) and 8.4 yards receiving (36-304) ... Played in Gridiron Classic all-star game following his senior season ... Also earned a college letter in wrestling ... Born in Mt. Holly, N.J., but hometown is Marlton, N.J., where he attended Cherokee High School, lettering in football, baseball and wrestling ... Off-season residence is in Marlton ... Earned degree from Virginia Tech in residential property management ... Favorite hobbies are video games and playing cards ... Full name is Arthur Douglas Easlick ... Last name is pronounced "EESS-lick."

DOUG EASLICK'S STATISTICS

YEAR	TEAM	G-S	Rushing					Receiving					Scoring						
			ATT	YDS	AVG	LG	TD	NO	YDS	AVG	LG	TD	TD	TD-R	TD-P	TD-RI	2-PIC	PTS	
2004	Miami	3-1	0	0	—	—	0	1	4	4.0	4	0	—	—	—	—	—	—	—
	Cincinnati	0-0	DID NOT PLAY*					DID NOT PLAY*					DID NOT PLAY*						
MIA. TOTALS		3-1	0	0	—	—	0	1	4	4.0	4	0	—	—	—	—	—	—	—
CIN. TOTALS		0-0	0	0	—	—	0	0	0	—	—	0	—	—	—	—	—	—	—
CAREER		3-1	0	0	—	—	0	1	4	4.0	4	0	—	—	—	—	—	—	—

*NOTE: Easlick was on the practice squad for two games with Cincinnati in 2004.

**Ht:** 6-2**Wt:** 253**1st year in NFL****College:** Louisville**2004 Games-Starts:** 0-0**Career Games-Starts:** 0-0**Acquired:** FA'05**Born:** 1-5-80


Signed 1-3-05 with Bengals as free agent after spending last 11 weeks of 2004 season on Cincinnati practice squad ... Switches to FB in '05 after playing TE in previous pro and college action ... Entered NFL with Philadelphia, signing on 4-27-04 as college free agent ... Had 2 catches for 19 yards in preseason for Eagles ... Waived by Philadelphia on Aug. 31 ... Signed to Bengals practice squad on Oct. 19 ... Four-year starter at Louisville, and the first player in Conference USA history to earn first-team all-league honors in all four seasons of

his career ... Caught at least 1 pass in each of his final 37 games ... Lost time due to a knee injury in 2002, but had 34 catches for 421 yards and 4 TDs as a senior in '03 ... UL receiving totals of 120 catches for 1349 yards and 15 TDs ... Hometown is Lakeland, Fla. ... Attended Lakeland High School, where his team compiled a 42-2 record in his three varsity seasons ... Also lettered in high school in basketball and track ... Justice administration major at Louisville ... Full name is Ronnie Jerome Ghent ... Last name is pronounced "jent" (as in "gentleman").

RONNIE GHENT'S STATISTICS

YEAR	TEAM	G-S	Receiving					Rushing					Scoring							
			NO	YDS	AVG	LG	TD	ATT	YDS	AVG	LG	TD	TD	TD-R	TD-P	TD-RI	2-PIC	PTS		
2004	Cincinnati	0-0	DID NOT PLAY*					DID NOT PLAY*					DID NOT PLAY*							
CAREER		0-0	0	0	—	—	0	—	—	—	—	—	—	—	—	—	—	—	—	—

*NOTE: Ghent was on the practice squad for 11 games with Cincinnati in 2004.



BRANDON WILLIAMS

Cornerback

29

HT: 5-11

WT: 186

1st year in NFL

College: Michigan

2004 Games-Starts: 0-0

Career Games-Starts: 0-0

Acquired: FA'05

Born: 11-17-80

Signed on 1-3-05 with Bengals as free agent after spending the last eight weeks of 2004 season on Cincinnati practice squad ... Opened 2004 training camp with Atlanta, after joining Falcons roster late in '03 ... Played in all four Falcons preseason games, posting 11 tackles, including 6 against the Bengals on Aug. 28 ... Waived by Falcons in final roster cuts on Sept. 5 ... Signed Nov. 9 to Bengals practice squad, where he finished season ... First entered NFL on 5-19-03 as college free agent signee with Denver ... Waived 8-26-03, and had two stints on Denver practice squad before his final release

by Broncos on 10-14-03 ... Signed 12-18-03 to Atlanta's 53-player roster, and was inactive for the final two Falcons games of regular season ... Four-year letterman at Michigan, playing 45 games with six starts at CB ... Had career totals of 74 tackles (61 solo), with 2 INTs, 10 passes defended and 2 fumble recoveries ... Hometown is Omaha, Neb. ... Attended Central High School, where he played CB and RB, earning Class A All-State honors as well as honorable mention All-America nod from *USA Today* ... From the same high school as NFL stars Gale Sayers and Ahman Green.

BRANDON WILLIAMS' STATISTICS

YEAR	TEAM	G-S	Defense							Interceptions					Scoring				
			ST	AT	TT	YDS	PBU	FF	FR-YDS	NO	YDS	AVG	LG	TD	TD	INTR	FRR	S	PTS
2003	Denver	0-0				DID NOT PLAY*													
	Atlanta	0-0				DID NOT PLAY*													
2004	Cincinnati	0-0				DID NOT PLAY*													
CAREER		0-0	0	0	0	0-0	0	0	0-0										

*NOTE: In 2003, Williams was on the practice squad for five games with Denver, and he was inactive for two games with Atlanta. He was on the practice squad for eight games with Cincinnati in 2004.

BENGALS PRONUNCIATION GUIDE

Lyonel Anderson LYE-nell
 Allen Augustin uh-GUH-stin
 Rashad Bauman BO-men
 Patrick Body (pronounced as "body")
 Rich Braham BRAY-um
 Bob Bratkowski brat-COW-skee
 Chuck Bresnahan BREZ-nuh-han
 Jamal Broussard juh-MALL brew-SARD
 Louie Cioffi CHO-fee
 Jeremiah Cockheran ... (pronounced as "Cockeran")
 Doug Easlick EEES-lick
 Jonathan Fanene fuh-NAY-nay
 Robert Geathers (pronounced as "gathers")
 Ronnie Ghent jent (as in "gentleman")
 Eric Ghiaciuc GUY-check
 Paul Guenther GUN-thur
 T.J. Houshmandzadeh hoosh(rhymes w/ "push")-mahn-ZAH-duh
 Jeremi Johnson (pronounced as "Jeremy")
 Herana-Daze Jones ... (pronounced as "Hernandez")
 Levi Jones LEE-vye
 Kevin Kaesviharn CASE-vih-harn

Adam Kieft KEEFT
 Scott Kooistra KOO-struh
 Craig Krenzel KREN-zill
 Pete Lougheed LOCK-eed
 Caleb Miller KAY-lebb
 Freddie Milons MILL-ons
 Deltha O'Neal DELL-thuh
 David Pollack PAH-lick
 Keiwan Rattliff KEE-wahn
 Terrell Roberts ter-ELL
 Matt Schobel SHO-bull
 Eric Steinbach STINE-bock
 Cedric Sullivan SEE-drick
 Bob Surace suh-RACE
 Kyle Takavitz TACK-uh-vitz
 Odell Thurman O-dell
 Steven Vieira VEE-air-uh
 Peter Warrick WAR-ick
 Kelley Washington (pronounced as "Kelly")
 Madieu Williams muh-DEE-oo
 Ken Zampese zam-PEE-zee

2005 DRAFT CHOICES

RD	PLAYER	POS	HT	WT	COLLEGE	SEL#
1	David Pollack	LB	6-2	255	Georgia	17
2	Odell Thurman	LB	6-0	235	Georgia	48
3	Chris Henry	WR	6-4	200	West Virginia	83
4	Eric Ghiaciuc	C	6-4	302	Central Michigan	119
5	Adam Kieft	OT	6-7	337	Central Michigan	153
6	Tab Perry	WR	6-3	215	UCLA	190
7	Jonathan Fanene	DE	6-4	291	Utah	233



DAVID POLLACK

Linebacker

99

Draft Round: 1st
Overall Selection: 17th
College: Georgia

Height: 6-2
Weight: 255
Born: 6-19-82

A relentless pass rusher whose overall college production was rated "off the charts" by analyst Mel Kiper Jr., Pollack will move to outside LB for Bengals after playing defensive end at Georgia ... The first two-time winner of the Ted Hendricks Award (nation's top college DE), Pollack packaged that honor as a senior with the Rotary Lombardi Award (nation's top lineman), the SEC Defensive Player of the Year award and consensus All-America honors ... His 36 career sacks set a Georgia record and rank fourth all-time in the SEC ... Widely regarded as a natural team leader, he was hailed on Draft Day as having a personality "like a defensive Boomer (Esiason)."

ONE FOR THE STORYBOOK: Pollack capped his college career in classic fashion, with a sack, strip and fumble recovery on his final play to seal Georgia's 24-21 Outback Bowl victory over Wisconsin. The Badgers had a first-and-goal opportunity at the Georgia 5-yard line late in the fourth quarter, but Pollock sacked QB John Stocco on the first-down play, causing a fumble and recovering it himself at the Bulldogs' 16. Pollack had 3 sacks in the game.

COACH MARVIN LEWIS SAYS: "David has a magnetism about him that's important to me. I think he adds to the quality and character of our team. He separates himself by leading by example. And if you're not going his speed, he's going to run you over."

COLLEGE HIGHLIGHTS: CAREER—Played 50 games for Georgia with 44 starts ... His overall production included 283 tackles, 36 sacks, 58.5 tackles-for-loss, 117 QB pressures, 18 passes defensed, 4 INTs, 7 forced fumbles and 3 fumble recoveries ... Became a full-time starter at weakside DE as a sophomore in 2002 ... Earned first-team All-America honors in each of his final three seasons, joining RB Herschel Walker as the only Georgia players in that category. **2004**—Served as team captain, and was named SEC Defensive Player of the Year after posting 12.5 sacks, 17.5 tackles-for-loss and 41 QB pressures ... Also had 2 blocked punts, 3 forced fumbles and 2 fumble recoveries ...

Earned SEC Defensive Player of the Week honors in victory Oct. 23 at Arkansas, and was named SEC Lineman of the Week in wins Sept. 11 at South Carolina, Oct. 2 vs. LSU and Nov. 27 vs. Georgia Tech. **2003**—Earned the first of his two Ted Hendricks awards (nation's top college DE), and was named SEC Most Valuable Player by *The Birmingham News* ... Had 92 tackles, 7.5 sacks, 13.5 tackles-for-loss, 2 INTs and 32 QB pressures ... Named SEC Defensive Player of the Week after logging 2 sacks and 3 tackles-for-loss in 41-14 win Oct. 11 at Tennessee ... Closed his season with 3 sacks and a forced fumble in Capital One Bowl victory over Purdue. **2002**—Sophomore started 14 games and had a school-record 14 sacks, earning his first All-America honors (including *AP*, *Sporting News* and Football Writers Association of America) and was SEC Defensive Player of the Year ... Had career-high 102 tackles, and had 1 blocked field goal and 1 blocked punt ... His school-record 14th sack came when he dropped Florida State's Chris Rix for 16-yard loss in 26-13 Sugar Bowl victory that capped a 13-1 season. **2001**—Played in 10 games with four starts as a true freshman, including start at RDT in Music City Bowl vs. Boston College.

POLLACK ON POLLACK: "I'd describe myself as 'crazy under control.' I don't like roller coasters and stuff like that. I don't like heights. But as far as things I can control, running around and making things happen, yeah, it's fun to be a little crazy."

HIGH SCHOOL: Played DT at Shiloh HS in Snellville, Ga., earning Class 5A All-State honors as a senior while also winning Defensive Lineman of the Year award from Atlanta Touchdown Club ... Also played on offense as a FB ... Earned additional letters in basketball and wrestling.

PERSONAL: Hometown is Snellville, Ga. ... Earned bachelor's degree in history at Georgia ... Married (wife Lindsey) ... Has been a frequent speaker on motivational issues to church youth groups ... Last name is pronounced "PAH-lick."

DAVID POLLACK'S STATISTICS

YEAR	TEAM	G-GS	Defense							Interceptions				
			ST	AT	TT	SKS-YDS	PBU	FF	FR	NO	YDS	AVG	LG	TD
2001	Georgia	10-4	18	19	37	2-12	0	1	0	0	0	—	—	0
2002	Georgia	14-14	58	44	102	14-99	7	2	1	2	39	19.5	39	1
2003	Georgia	14-14	47	45	92	7.5-54	9	1	0	2	24	12.0	24	0
2004	Georgia	12-12	35	17	52	12.5-91	2	3	2	0	0	—	—	0
CAREER		50-44	158	125	283	36-256	18	7	3	4	63	15.8	39	1

ADDITIONAL STATISTICS: Blocked 2 kicks (1 punt, 1 FG attempt) in 2002 and blocked 2 kicks (punts) in 2004; had 1 punt return for 16 yards in 2002 and 1 punt return for 14 yards in 2004.



ODELL THURMAN

Linebacker

51

Draft Round: 2nd
Overall Selection: 48th
College: Georgia

Height: 6-0
Weight: 235
Born: 7-9-83

Bengals officials believe this second-round draft selection brings first-round ability to the team's bid for defensive improvement in 2005 ... Defensive coordinator Chuck Bresnahan described his availability with the No. 48 overall selection as "a gift" ... Thurman played only two seasons at Georgia, but was a standout performer in 2003-04, making an impressive comeback from discipline problems that derailed him after first joining the Bulldog program in '01 ... A middle linebacker prospect, he displays exceptional quickness to the football and great ability to weave through traffic ... A sure tackler, he earned All-SEC first-team honors in 2003, and in '04 he was a semifinalist for the Butkus Award (nation's top college LB) ... Bypassed his senior season of eligibility to enter the draft.

COACH MARVIN LEWIS SAYS: "You can see it in Odell's eyes that he's a football player. He's got great athleticism and explosion. He plays blocks very well and has been an effective blitzer. He had some things (in his background) that we had to check out, but he seemed to overcome them. I don't think we ignored character. I think we looked very, very hard at character, maybe harder than a lot of teams did."

THURMAN ON THURMAN: "I came here to play. I didn't come here to be behind anybody. I think Coach (Marvin Lewis) knows that, and I'm going to shoot for that. I knock them on their back. I fill up the holes. I'm going sideline to sideline. I'm going to be near the ball."

COLLEGE HIGHLIGHTS: CAREER—Played in 23 games with 22 starts over the 2003 and '04 seasons, posting 186 tackles, 9.5 sacks, 29.5 tackles-for-loss and 24 QB pressures ... Also had 2 INTs, 2 forced fumbles and 3 fumble recoveries ... **2004**—Despite missing three games,

finished as team's third leading tackler (65) ... Ranked second in tackles-for-loss (11) ... Recipient of the Special Game Performance Award in victory Oct. 2 vs. LSU, posting 8 tackles, a sack, 2.5 tackles-for-loss, a fumble recovery and a QB pressure ... Closed his career in Outback Bowl victory over Wisconsin with 6 tackles, 6 QB pressures, 1 sack, 1.5 tackles-for-loss and a pass defensed ... Was held out of season's first three games due to team rules violation. **2003**—Returned to the Georgia program, where he started in 2001, after spending 2002 at Georgia Military College ... Earned first-team All-SEC honors from *Associated Press*, playing 14 games with 13 starts ... Posted 121 tackles, 6.5 sacks and 18.5 tackles-for-loss and 8 QB pressures ... Also had 2 INTs, 2 fumble recoveries and 1 forced fumble ... Sparked Nov. 15 victory over Auburn by scoring on a 99-yard INT return, second-longest in school history, and also had 11 tackles and 2 sacks in the game ... Had 11 tackles, a sack and 3 tackles-for-loss in SEC Championship game vs. LSU ... Had 10 tackles and a sack in Capital One Bowl victory vs. Purdue. **2002**—Attended Georgia Military College after his dismissal from the Georgia program for disciplinary reasons ... Had 55 tackles for GMC with 5 sacks, 8 TFL, 1 INT and 1 FR for a TD. **2001**—Redshirted as a freshman at Georgia.

COACH RICKY HUNLEY SAYS: "You see Odell, and he's always got a smile on his face. You love him. It's infectious."

HIGH SCHOOL: Played LB and FB at Monticello (Ga.) HS, posting 1187 rushing yards and 153 tackles as a senior.

PERSONAL: Hometown is Monticello, Ga. ... Sociology major at Georgia ... Full name is Odell Lamar Thurman ... First name is pronounced "O-dell."

(continued)

ODELL THURMAN'S STATISTICS

YEAR	TEAM	G-GS	Defense						Interceptions					
			ST	AT	TT	SKS-YDS	PBU	FF	FR	NO	YDS	AVG	LG	TD
2001	Georgia	0-0	DID NOT PLAY — REDSHIRTED						DID NOT PLAY — REDSHIRTED					
2002	Ga. Military Coll.	9-9	31	24	55	5-NA	1	1	1	1	NA	NA	NA	NA
2003	Georgia	14-13	72	49	121	6.5-45	2	1	2	2	125	62.5	99	1
2004	Georgia	9-9	48	17	85	3-25	4	1	1	0	0	—	—	0
GEORGIA TOTALS		23-22	120	66	186	9.5-70	6	2	3	2	125	62.5	99	1



CHRIS HENRY

Wide Receiver

15

Draft Round: 3rd
Overall Selection: 83rd
College: West Virginia

Height: 6-4
Weight: 200
Born: 5-17-83

Henry's outstanding mix of size, speed and strength draws consensus opinion from analysts that he has the potential for NFL stardom ... Averaged 20.2 yards per catch over two seasons at West Virginia, and had school game-record 209 yards vs. Syracuse in 2003 ... Scored 22 TDs, including school-record 12 TD catches in 2004 ... Has the quickness to beat the jam at scrimmage line, the speed to get open deep, and the strength to win contested balls ... Slipped through Rounds 1-2 of the draft due to questions regarding his maturity, but Bengals coaches interviewed him intensively, and his demeanor and work ethic were impressive at Bengals 2005 minicamps ... Bypassed his senior season of eligibility to enter the NFL Draft.

COACH MARVIN LEWIS SAYS: "This young man has great talent and ability. He had some incidents on the field (in college) that caused people to question him, but I think there's more to that than people know. We spent hours researching this and spending time with him. A lot of effort went into this pick, and we feel very comfortable with Chris. We are excited to have him."

COLLEGE HIGHLIGHTS: CAREER—Played in 23 games with 13 starts in two seasons at West Virginia, totaling 93 catches for 1878 yards with 22 TDs ... Became only the third player in school history to average more than 20 yards per catch for his career ... His TD catch total ranks second in Mountaineer history ... Averaged 81.7 receiving yards per game. **2004—**Caught 52 passes for 872 yards in his junior season, and his 12 TD catches broke the school record of 11 set by Reggie Rembert in 1989 ... Earned All-Big East first-team honors ... His 7-yard TD catch in overtime was the deciding score in 19-16 win Sept. 18 vs. Maryland ... Scored TDs from 23 and 25 yards

in win Oct. 21 vs. Syracuse ... Caught 4-for-119 with 39-yard TD on Oct. 30 at Rutgers, but was ejected from game in fourth quarter for unsportsmanlike conduct ... Served a first-half suspension Nov. 6 vs. Temple, due to Rutgers ejection, but had a 40-yard TD catch in second half ... Had career-high 8 catches for 118 yards, with 6-yard TD, on Nov. 13 vs. Boston College ... Did not play (coaches' decision) Nov. 25 at Pittsburgh ... Closed career with 3 catches for 61 yards in Gator Bowl on 1-1-05 vs. Florida State. **2003—**Earned Big East and ECAC Rookie of the Year honors, posting 24.5-yard average per catch (41-1006) with 10 TDs ... Only player in WVU history to average as much as 24.5 per catch with 30 or more receptions ... Caught 4-for-176 with an 83-yard TD vs. Rutgers ... Set school record with 209 yards (on 6 catches) vs. Syracuse, with TDs of 67 and 24 yards ... Caught 3-for-46 vs. Maryland in Gator Bowl. **2002—**Redshirted as a freshman.

COACH HUE JACKSON SAYS: "Chris is big, he runs fast, and he scores touchdowns. He scored 22 touchdowns in 23 games, so he has that big-play ability to go with our quarterbacks and the other guys who are playing wide receiver. We're adding another playmaker to our offense, so it's very exciting."

HIGH SCHOOL: Was named Small Schools Offensive Player of the Year in the New Orleans area after his senior season at Belle Chasse (La.) HS ... Also named Metro Offensive MVP by *New Orleans Times-Picayune* ... Caught 61-for-1083 with 24 TDs as a senior, and on defense, he had 73 tackles with 6 INTs, including 4 INT returns for TDs.

PERSONAL: Hometown is Belle Chasse, La. ... Majored in athletic coaching at West Virginia.

(continued)

CHRIS HENRY'S STATISTICS

YEAR	TEAM	G-S	Receiving				Rushing				Scoring							
			NO	YDS	AVG	LG	TD	ATT	YDS	AVG	LG	TD	TD	TD-R	TD-P	TD-RI	2-PICT	PTS
2002	West Virginia	0-0	DID NOT PLAY — REDSHIRTED				DID NOT PLAY				DID NOT PLAY							
2003	West Virginia	12-6	41	1006	24.5	83	10	0	0	—	0	10	0	10	0	0	0	60
2004	West Virginia	11-7	52	872	16.8	69	12	1	2	2.0	2	0	12	0	12	0	0	72
CAREER		23-13	93	1878	20.2	83	22	1	2	2.0	2	0	22	0	22	0	0	132



ERIC GHIACIUC



Draft Round: 4th
Overall Selection: 119th
College: Central Michigan

Height: 6-4
Weight: 302
Born: 5-28-81

Ghiaciuc scores well in all NFL "measurables" for size, strength and mobility, and is considered a contender as a rookie for Bengals' starting center job ... A former state heavyweight wrestling champion, he started the final 35 games of his Central Michigan career and blocked for a 1000-yard rusher in each of his three seasons as a starter ... Bengals coaches believe he is well-prepared to quickly master the mental requirements of NFL center play.

COACH PAUL ALEXANDER SAYS: "Eric is a brilliant guy, and body-wise he'll be able to match up with the nose tackles. He's got great balance, and he creates movement on big people with his quickness. There's a question on my scouting forms — 'How ready is he?' — and the answer I put for Eric was, 'More ready than you might think.' We wouldn't have drafted him if we didn't think he could play right away."

COLLEGE HIGHLIGHTS: 2004—Started every game for offense that averaged 395.5 yards per contest ... Credited with 66 knockdown blocks ... Had 4 knockdowns in season opener Sept. 4 at Indiana, and his block on LB Kyle Killion keyed a 9-yard scoring pass ... Had season-high 8 knockdowns in support of 498-yard offensive output in

victory Sept. 18 vs. SE Missouri State ... Had 5 knockdowns in 553-yard effort Oct. 23 at Toledo, and made key block against the blitz on a 22-yard TD pass. **2003**—Started every game and credited with 51 knockdowns as Chippe was averaged 370.7 yards per game ... Had season-high 8 knockdowns in 524-yard game vs. New Hampshire ... Had 6 knockdowns in 516-yard game vs. Navy. **2002**—In his first year as a starter, contributed to line performance of only 14 sacks allowed on the season ... Credited with 48 knockdown blocks for offense averaging 372.2 yards per game. **2001**—Played as a reserve center and guard as a freshman. **2000**—Redshirted as true freshman.

GHIACIUC ON GHIACIUC: "I know I can play (at the NFL level). It's just a matter of working hard every day. As long as I work my tail off, I think I'll be fine."

HIGH SCHOOL: Three-sport standout at Oxford (Mich.) HS ... Earned All-State honors in football, won state heavyweight wrestling title and also lettered in track.

PERSONAL: Hometown is Oxford, Mich. ... Industrial education major at Central Michigan ... Last name is pronounced "GUY-check."



ADAM KIEFT



Draft Round: 5th
Overall Selection: 153rd
College: Central Michigan

Height: 6-7
Weight: 337
Born: 8-21-82

A super-size prospect for tackle or guard in the NFL ... He not only has power to spare, he also makes excellent use of long arms and strong hands to control defenders ... Four-year starter at Central Michigan, and blocked for a 1000-yard rusher in each of his seasons ... Closed his career with 43 consecutive starts, playing primarily at left tackle.

COACH PAUL ALEXANDER SAYS: "Adam played a lot of football at Central Michigan, and showed himself to be a very strong and productive player. He played very well against Michigan State, which is some of their bigger competition. He's got strong hands — a real good punch. He may be more of a right tackle in pro football, but we'll see. He could also play guard."

STAFF ROSTERS VETERANS FIRST-YEAR FREE AGENTS 2005 DRAFT CHOICES COLLEGE FREE AGENTS 2004 REVIEW HISTORY RECORDS STADIUM, NFL & MEDIA

COLLEGE HIGHLIGHTS: 2004—Started every game at left tackle, credited with allowing only one sack ... All-Mid American Conference first team selection ... Credited with 78 knockdown blocks for offense that averaged 395.5 yards per game ... Credited with 9 blocks that resulted directly in touchdowns ... On Sept. 7 at Michigan State, his block on LB Ronald Stanley sprung TB Jerry Sanford for 90-yard TD run, and he contributed to team total of 236 rushing yards ... Aided 553-yard offensive output Oct. 23 at Toledo, and had key blocks on blitz pickup for a 5-yard TD pass and on a 2-yard TD run. **2003**—Credited with 64 knockdowns, with 8 blocks that resulted directly in touchdowns ... Earned All-MAC second-team honors while aiding offensive effort of 370.7 yards per game ... Rated as allowing only two sacks in 884 plays. **2002**—Played his first season at left tackle, starting every game and producing 59 knockdowns for offense that averaged 372.2 yards per game ... Contributed to line performance of only 14 sacks allowed on the season. **2001**—Started eight games at right tackle as a freshman, helping offense average 379.5 yards ... Helped line allow only 18 sacks

on the season. **2000**—Missed the season due to left foot fracture suffered in fall camp, but granted medical hardship to retain freshman status in '01.

MAC DADDY: Kieft was asked on Draft Day whether he perceives a 'knock' against players who come from the Mid-American Conference, as compared with the Big Ten. "I think football is football," he replied. "I played against plenty of guys from the Big Ten. I've played against six Big Ten schools, and I also played three times against a first-round NFL pick from last year (Jason Babin of Western Michigan). So I've played against some top guys, and now it doesn't matter where you played in college. We're all in the NFL now."

HIGH SCHOOL: Earned first-team all-state football honors at Rockford (Mich.) HS ... Also lettered three times in track and was conference shot put champion.

PERSONAL: Hometown is Rockford, Mich. ... History major at Central Michigan ... Last name is pronounced "Keeft."



TAB PERRY

Wide Receiver

Draft Round: 6th
Overall Selection: 190th
College: UCLA

Height: 6-3
Weight: 215
Born: 1-20-82

A tall, physical receiver with kickoff return skills, Perry is a sixth-round pick with high potential ... Has strength to power through the jam, and can win contested balls in traffic ... Had only 22 catches last season as a UCLA senior, but got 17 of those over his last six games after regaining his stride following an inactive 2003 season due to academic ineligibility ... Was on Athletic Director's Honor Roll in spring of 2002 with 3.23 GPA, but was rendered ineligible for '03 due to his failure to cite a source of information for a paper ... Has good speed for his size, timed at 4.4 in 40-yard dash.

COACH HUE JACKSON SAYS: "Tab is a big guy who can move, and this is still a big man's game, make no mistake about that. When big guys are matched up against little guys, the big guys usually win. Before the draft, I was able to put Tab through drills that focus on things our current receivers have to do, and he did a fantastic job."

COLLEGE HIGHLIGHTS: 2004—Rejoined the UCLA team just 17 days before the season opener, following 2003 campaign lost to academic ineligibility ... Played in 11 games with six starts, catching 22 passes for 375 yards with 3 TDs and returning 11 kickoffs for 19.5-yard avg. ... Caught 5-for-66 with a 9-yard TD on Oct. 23 vs. Arizona State, and also scored on a 12-yard fumble recovery run ... Caught 4-for-80 with a 47-yard TD on Nov. 6 vs. Washington State ... Did not play in Las

Vegas Bowl vs. Wyoming, due to ankle sprain suffered in practice the week of the game ... Had 1 catch for 18 yards in East-West Shrine Game on 1-15-05. **2003**—Did not play due to academic ineligibility. **2002**—Had his most productive UCLA season in his junior campaign, playing 12 games with 10 starts and catching 35-for-698 for 19.9-yard avg. ... Also averaged 25.0 yards on 25 kickoff returns, breaking his own school record with 626 total KO return yards ... His 25.0 KO return average ranked third in Pac-10 ... Had career-high 145 receiving yards on 7 catches vs. Oregon State, and matched the 7-catch total with 126 yards vs. Oregon, including a career-long 55-yard TD catch. **2001**—Led the team in receiving yards (416), playing nine games with eight starts ... Ranked third on team in catches (21) ... Had a 53-yard TD catch vs. Alabama ... Made only one brief playing appearance in the last three games, due to fractured ribs and partially collapsed lung he suffered vs. Washington State. **2000**—Set a school record with 29 kickoff returns, averaging 20.6 yards, and his 598 total KO return yards stood as school mark until he broke it in 2002 ... Played in 11 games as a reserve WR and caught 6-for-58.

HIGH SCHOOL: Earned second-team *USA Today* All-America honors at Milpitas (Calif.) HS ... As a senior, scored 15 TDs and had 1522 all-purpose yards, earning league Most Valuable Offensive Player honors ... Also lettered in baseball and soccer.

PERSONAL: Born in Pennsylvania, lived briefly in Cincinnati until age 2, and spent the remainder of his childhood in Milpitas, Calif. ... Both of his

parents attended Walnut Hills High School in Cincinnati ... Sociology major at UCLA ... Full name is Tab Wilson Perry.

TAB PERRY'S STATISTICS

YEAR	TEAM	G-S	Receiving					Kickoff Returns					Scoring					
			NO	YDS	AVG	LG	TD	NO	YDS	AVG	LG	TD	TD-R	TD-P	TD-RT	2-PIC	PTS	
2000	UCLA	11-0	6	58	9.7	18	0	29	598	20.6	37	0	0	0	0	0	0	0
2001	UCLA	9-8	21	416	19.8	53	2	2	38	19.0	22	0	2	0	2	0	0	12
2002	UCLA	12-10	35	698	19.9	55	1	25	626	25.0	49	0	1	0	1	0	0	6
2003	UCLA	0-0	DID NOT PLAY					DID NOT PLAY					DID NOT PLAY					
2004	UCLA	11-6	22	375	17.0	47	3	11	214	19.5	32	0	4	*1	3	0	0	24
CAREER		43-24	84	1547	18.4	55	6	67	1476	22.0	49	0	7	*1	6	0	0	42

*NOTE: Perry scored on a return of a teammate's tumbled rush.



JONATHAN FANENE

Defensive End

68

Draft Round: 7th
Overall Selection: 233rd
College: Utah

Height: 6-4
Weight: 291
Born: 3-19-82

Seventh-round pick is a developmental prospect, but in his only major college season as a starter, he helped lead Utah to a 12-0 record including 35-7 victory over Pitt in Tostitos Fiesta Bowl ... Physical pass rusher with a quick first step ... Had a 76-yard INT return for a TD last season.

COACH JAY HAYES SAYS: "This is a young man who's very athletic. Very fluid. Very flexible. He has a lot of learning ahead of him, but he's kind of grown into this position. He was a quarterback in high school, he played tackle in his first year at Utah, and last year he moved out to end."

COLLEGE HIGHLIGHTS: 2004—Played in 11 games for Utah with 10 starts, missing one contest due to a concussion ... Totaled 22 tackles, 3 sacks for 23 yards, 5.5 tackles-for-loss, 1 fumble recovery and 1 INT ... Had a 76-yard INT return for a TD in victory Sept. 18 at Utah State ... Had a sack and an additional tackle-for-loss in

win Nov. 20 vs. Brigham Young ... Had 4 tackles and a 13-yard sack in Fiesta Bowl win over Pitt. **2003**—Played in 11 games as a reserve in his first year at Utah ... Had 2 sacks for 9 yards. **2000-02**—Attended College of the Canyons (Santa Clarita, Calif), playing football in 2000 and '01; spent '02 finishing his AA degree ... Had 14 sacks and 65 tackles in '01, earning *JC Gridwire* All-America honors and leading team to the Western Bowl.

HIGH SCHOOL: Lettered in football, basketball, track and volleyball at Tafuna HS in American Samoa ... Played QB and TE in football, and was team MVP in basketball and track.

PERSONAL: Hails from Pago Pago, American Samoa ... Member of a family with 12 children ... Sociology major at Utah ... Last name is pronounced "fuh-NAY-nay."

JONATHAN FANENE'S STATISTICS

YEAR	TEAM	G-GS	Defense							Interceptions				
			ST	AT	TT	SKS-YDS	PBU	FF	FR	NO	YDS	AVG	LG	TD
2000	Coll. of Canyons		statistics not available							statistics not available				
2001	Coll. of Canyons	NA	NA	NA	65	14-NA	NA	NA	NA	NA	NA	NA	NA	NA
2002	Coll. of Canyons		DID NOT PLAY							DID NOT PLAY				
2003	Utah	11-0	5	1	6	2-9	0	0	0	0	0	—	—	0
2004	Utah	11-10	12	10	22	3-23	1	0	1	1	76	76.0	76	1
UTAH TOTALS		22-10	17	11	28	5-32	1	0	1	1	76	76.0	76	1

IT'S A FIRST

The Bengals' preseason game at Tampa Bay last year was the first preseason game in NFL history to be postponed and then played on a later date. The scheduled Aug. 14 game was moved to Aug. 16 due to Hurricane Charley.

The NFL has records of three previous preseason games being cancelled, two because of field surface problems and one because of a labor dispute involving stadium workers.

COLLEGE FREE AGENTS

**LYONEL ANDERSON — TE****Height:** 6-3**College:** Kansas**Weight:** 256**Born:** 8-20-82

Anderson was the top TE in the Kansas program for each of his two seasons after transferring from the junior college ranks ... Totaled 43 catches for 485 yards with 3 TDs over 21 games ... Was most productive as a senior, catching 33 for 328 with 3 TDs ... Had his career-long gain, a 45-yarder, while catching 10-for-157 as a junior ... Played in 2001-02 at Alfred (N.Y.) State College, where he was an NJCAA preseason All-America selection prior to his sophomore season ... Caught 26-for-534 as a

sophomore, posting 20.5-yard avg. per catch, and scored 3 TDs ... Averaged 20.1 yards per catch as a freshman, going 19-for-382 with 4 TDs ... Set Alfred State record for longest TD reception (78 yards) ... Born in Brandon, Miss., but attended high school in Rochester, N.Y. ... Played football, basketball and baseball at Wilson Magnet High School, earning all-star honors as a defensive end after the 2000 season ... Named one of New York's top 50 high school basketball players as a senior ... Full name is Lyonel Richie Anderson ... First name is pronounced "LYE-nell" ... Signed with Bengals on 4-28-05.

46**PATRICK BODY — CB****Height:** 6-2**College:** Toledo**Weight:** 192**Born:** 1-17-82

Body started 38 consecutive games at safety for Toledo, but is listed as CB on Bengals' training camp depth chart ... Boasts excellent speed for his size; timed while in college at 4.25 in the 40 ... Started his college career as a linebacker ... Earned first-team All-Mid American Conference honors as a senior last season, leading the Rockets with 113 tackles while adding 4 forced fumbles and 2 INTs ... Named MAC West Div. Defensive Player of Week after logging career-high 13 tackles (2 for losses) against Bowling Green ... Invited to play in Las Vegas All-American Classic game

following '04 season, but did not play due to an injury ... Had 77 tackles, 3 INTs and 3 forced fumbles as a junior; led UT's secondary with 83 tackles and had 2 INTs as a sophomore; and played in 11 games as a freshman ... Hometown is Pittsburgh, Pa. ... Attended Scheley High School, where he played FS and WR and helped lead the team to its first City League championship in 49 years ... Had 18 INTs in his last two seasons in high school, and was named to All-City Academic team ... Communications major at Toledo ... Full name is Patrick Antoine Body ... Last name is pronounced as "body" ... Signed with Bengals on 4-28-05.

41**HERANA-DAZE JONES — S****Height:** 5-11**College:** Indiana**Weight:** 205**Born:** 4-15-82

Jones led Indiana in tackles (110) as a senior last season and ranked third in the Big Ten ... Closed his career as the fourth leading tackler (342) in school history ... Earned second-team all-Big Ten honors in '04, adding 2 INTs, 5 passes defensed, 2 forced fumbles and 1 fumble recovery ... Named Big Ten Defensive Player of the Week in Indiana's Sept. 11 upset win at 24th-ranked Oregon, stopping a Ducks scoring threat with a late fourth-quarter INT and adding 9 tackles and a fumble recovery ... Finished second on team with 96 tackles as a junior, with 2 INTs, 4

forced fumbles and a blocked punt ... As a sophomore, ranked second on team with 108 tackles, with 3 forced fumbles and 2 fumble recoveries ... Was redshirted as a true freshman in 2000, and began his IU playing career in 2001 ... Hometown is Louisville, Ky. ... Attended Iroquois High School, where as a senior he scored 26 TDs and broke Shaun Alexander's state record with a 220-yards per-game rushing average ... Also lettered in track and basketball in high school ... Holds bachelor's degree from Louisville ... Full name is Herana-Daze Lavalle Jones ... First name is pronounced as "Hernandez" ... Signed with Bengals on 4-28-05.

44



CEDRIC SULLIVAN — LB

Height: 6-2

College: Troy

Weight: 248

Born: 2-4-83

43

Sullivan played 24 games in two seasons at Troy and became a starter in 2004 as a senior on team that advanced to the Silicon Valley Classic vs. Northern Illinois ... Will attempt the switch from college DE to pro LB ... Started all 12 games for Trojans last season, posting 50 tackles (25 solo) with 3 sacks, 6 tackles-for-loss, 17 QB pressures, 2 passes defended and 1 fumble recovery ... Had 5 tackles in victory Sept. 9 vs. 17th-

ranked Missouri ... Played 12 games as a reserve DE as a junior in 2003, posting 30 tackles with 3 sacks ... Played in 2001-02 at Kilgore (Texas) Junior College ... Helped lead team to conference championship in 2001, and had 104 tackles with 10 sacks in '02 after earning preseason JC All-America nod ... Hometown is Houston, Texas ... Attended Willowridge High School, where he played DE and TE ... Criminal justice major at Troy ... First name is pronounced "SEE-drick" ... Signed with Bengals on 4-28-05.



KYLE TAKAVITZ — G

Height: 6-3

College: Cincinnati

Weight: 310

Born: 11-1-81

62

Earned first-team All-Conference USA honors in his final two seasons (2003-04) at Cincinnati ... Started 38 consecutive games over his final three campaigns ... Earned four letters at UC, and played in 49 career games, including three bowl games ... Named a team captain as both a junior and a senior ... As a junior in 2003, won John Pease Award as team's outstanding offensive lineman ... Played guard as a junior and senior after starting at LOT as a sophomore in 2002 ... Saw action

as a reserve at guard and tackle as a freshman in 2001 ... Redshirted as true freshman in 2000 ... Hometown is Columbus, Ohio ... Played at Olentangy High School, where he lettered twice in football and twice in lacrosse ... Received Bearcat Scholar honors from UC four times during his final two seasons ... Holds degree from UC in operations management, and working toward a second degree in marketing ... Last name is pronounced "TACK-uh-vitz" ... Participated on a tryout basis during Bengals' rookie minicamp in May of this year, and was signed to a contract on 6-27-05.



JEREMY THOMAS — FB

Height: 5-11

College: Georgia

Weight: 245

Born: 11-23-81

39

A walk-on player at Georgia in 2001 after transferring from the Air Force Academy, Thomas went on to earn a scholarship and play 30 games with 15 starts from 2002-04 ... Helped lead Bulldogs to three consecutive finishes ranked No. 6 in the nation or higher ... Played 10 games with 7 starts as a senior, serving as primary lead blocker for rushing attack that averaged 157 yards per game ... Selected to play in the Villages Gridiron Classic all-star game following the '04 season ... Closed his career with a 24-yard catch for his first receiving TD in 24-21 Outback Bowl victory vs.

Wisconsin ... Had career receiving totals of 25 catches for 251 yards, and rushed 35-for-77 with 2 TDs ... In 2002, his first season of game action at Georgia, he started in the SEC Championship game and was part of a squad that defeated Florida State in Sugar Bowl for a No. 3 national ranking ... Played in 2000 on the junior varsity squad at the Air Force Academy ... Hometown is Loganville, Ga. ... Attended Loganville High School, where he was a four-year letterman in football and track ... English major at Georgia, he was a member of the 2004 SEC Academic Honor Roll and was previously a recipient of the UGA Senior Scholar-Athlete Award ... Signed with Bengals on 4-28-05.

TOUGH WITH TAKEAWAYS

The 2004 Bengals defense ranked tied for third in the NFL in takeaways, with 36. Cincinnati's 16 fumble recoveries ranked tied for third in the league, and the Bengals' 20 interceptions tied for seventh.

Buffalo's 39 takeaways led the NFL, and Carolina was second at 38. Indianapolis and New England joined the Bengals at 36.



STEVEN VIEIRA — G

Height: 6-6

College: UCLA

Weight: 311

Born: 1-22-82

67

Vieira concluded his UCLA career with 41 consecutive starts, but he suffered a severe foot sprain April 30 during Bengals rookie minicamp ... Did not practice in June full-squad minicamp and is not expected to be cleared for full action until after the start of training camp ... Played every offensive snap in seven games as a senior ... Played guard for Bruins in 2001-02, switched to left tackle for the 2003 campaign, and went back to guard

in '04 ... Did not play as a redshirt in 2000 ... Born in Oceanside, Calif., but hometown is Carlsbad, Calif. ... Played OT and DE at Carlsbad High School, earning *SuperPrep* All-America honors ... Also lettered in track and baseball in high school, and played six years of youth hockey ... Earned bachelor's degree in history at UCLA, and earned spot on the Director's Honor Roll in Winter 2003, Fall 2003 and Fall 2004 ... Last name is pronounced "VEE-air-uh" ... Full name is Steven Robert Vieira.



BEN WILKERSON — C

Height: 6-4

College: Louisiana State

Weight: 305

Born: 11-22-82

64

A certain early-round draft pick before a major knee injury ended his 2004 season, Wilkerson has a high pedigree from one of the nation's top programs ... Offers the greatest potential of any Bengals college free agent signee in recent memory ... Though he missed the last four games of '04 after suffering a torn left patella tendon Oct. 30 vs. Vanderbilt, he was a co-recipient of the Rimington Trophy (nation's top college center), sharing the honor with David Baas of Michigan ... Also earned first-team All-America honors from *The Sporting News* and the American Football Coaches Association ... Did not practice during Bengals spring minicamps due to the injury, but it is hoped he'll be

able to resume action at start of training camp ... Gifted athlete earned LSU's starting center job as a true freshman in 2001 and went on to make 41 starts, team going 33-8 over that span ... Credited with 13 "pancakes" and 87 knockdown blocks as a junior in 2003, as LSU claimed a share of the national championship with 13-1 record and victory over Oklahoma in Sugar Bowl ... Born in Port Arthur, Texas, but grew up in Hemphill, Texas ... Attended Hemphill High School, where he earned several nods as nation's top college offensive line prospect while gathering All-America honors from *Parade*, *USA Today*, ESPN and *The Sporting News* ... General studies major at LSU ... Full name is Benjamin Lorenza Wilkerson ... Signed with Bengals on 4-28-05.

RED FLAGS WELCOMED

When the red challenge flag flew during the 2004 season, the results were generally good for the Bengals.


Bengals head coach **Marvin Lewis** had a 2-for-3 success reading on instant replay challenges, while opponents went 1-for-5 against Cincinnati. Dallas' **Bill Parcells**, Cleveland's **Butch Davis** and Buffalo's **Mike Mularkey** all were 0-for-1, and Philadelphia's **Andy Reid** was 1-for-2 in the Jan. 2 season finale.

Lewis made his first successful challenge of '04 on Oct. 3 at Pittsburgh. He won nullification of a 57-yard Steelers pass play. After review, referee **Terry McAuley** ruled that prior to throwing the pass, Steelers QB **Ben Roethlisberger** had touched a knee to the ground while in the grasp of Bengals DE **Duane Clemons**. The third-down play was ruled as a 6-yard sack for Clemons, and instead of enjoying a first down at the Bengals' 25-yard line, the Steelers had to punt on fourth down from their own 12-yard line.

Lewis made his second successful challenge Oct. 25 against Denver, earning reversal of a call that Denver's **Ashley Lelie** had cleanly fielded a 42-yard pass to the Denver 47-yard line in the first quarter. After review, referee **Bernie Kukar** ruled that Lelie had trapped the ball, and the Broncos faced a second-and-10 situation from their 5-yard line.

A Lewis challenge failed for the first time on Dec. 12 at New England, when the Bengals challenged a first-quarter fumble by HB **Rudi Johnson**. After review, referee **Jeff Triplette** upheld the original call.

NFL Review Assistants, who initiate all challenges in the final two minutes of a half, directed three plays for review in Bengals games in 2004, and two were called in favor of the Bengals. On Sept. 12, an on-field call of an incomplete pass by the N.Y. Jets was reversed and determined to be a fumble by QB **Chad Pennington**. On Sept. 19 vs. Miami, a Bengals completion was challenged but eventually upheld. On Dec. 12 at New England, a 20-yard Patriots completion that carried to the Cincinnati 3-yard line on a touchdown drive was upheld.



**2004 IN
REVIEW**



BENGALS 2004 STATISTICS

WON 8, LOST 8

DATE	W/L	SCORE	OPPONENT	ATT
September 12	L	24-31	at New York Jets	77,230
September 19	W	16-13	Miami	65,705
September 26	L	9-23	Baltimore	65,575
October 3	L	17-28	at Pittsburgh	62,402
October 17	L	17-34	at Cleveland	73,263
October 25	W	23-10	Denver	65,806
October 31	L	20-27	at Tennessee	68,932
November 7	W	26-3	Dallas	65,721
November 14	W	17-10	at Washington	87,786
November 21	L	14-19	Pittsburgh	65,780
November 28	W	58-48	Cleveland	65,677
December 5	W	27-26	at Baltimore	69,695
December 12	L	28-35	at New England	68,756
December 19	L	17-33	Buffalo	65,378
December 26	W	23-22	New York Giants	64,606
January 2	W	38-10	at Philadelphia	67,074

TEAM STATISTICS		BENGALS	OPP.
Total First Downs		286	303
Rushing		93	123
Passing		172	158
Penalty		21	22
3rd Down: Made-Att		88-218	80-218
3rd Down Pct.		40.2	36.7
4th Down: Made-Att		6-12	5-15
4th Down Pct.		50.0	33.3
Possession Avg.		29:20	30:40
Total Net Yards		5140	5365
Avg. Per Game		321.3	335.3
Total Plays		1004	1031
Avg. Per Play		5.1	5.2
Net Yards Rushing		1839	2062
Avg. Per Game		114.9	128.9
Total Rushes		437	474
Net Yards Passing		3301	3303
Avg. Per Game		206.3	206.4
Sacked-Yards Lost		31-219	37-257
Gross Yards		3520	3560
Att.-Completions		536-324	520-313
Completion Pct.		60.4	60.2
Had Intercepted		22	20
Punts Intercepted		84-41.7	79-41.9
Net Punting Avg.		35.5	35.7
Penalties-Yards		103-810	106-887
Fumbles-Ball Lost		17-10	40-16
Touchdowns		42	41
Rushing		14	11
Passing		23	23
Returns		5	7

SCORE BY PERIODS	1	2	3	4	OT	PTS
Bengals	69	108	96	101	0	374
Opponents	75	117	82	98	0	372

RUSHING	Att	Yds	Avg	Lg	TD
Rudi Johnson	361	1454	4.0	52	12
Kenny Watson	26	161	6.2	25	0
T.J. Houshmandzadeh	6	51	8.5	16	0
Carson Palmer	18	47	2.6	14	1
Jon Kitna	10	42	4.2	15	0
Chad Johnson	4	39	9.8	18	0
Cliff Russell	3	15	5.0	13	0
Peter Warrick	2	14	7.0	8	0
Kyle Larson	1	11	11.0	11	1
Jeremi Johnson	3	5	1.7	4	0
Chris Perry	2	1	0.5	1	0
Kelley Washington	1	-1	-1.0	-1	0

Bengals	437	1839	4.2	52	14
Opponents	474	2062	4.4	75	11

RECEIVING	Rec	Yds	Avg	Lg	TD
Chad Johnson	95	1274	13.4	53	9
T.J. Houshmandzadeh	73	978	13.4	62	4
Kelley Washington	31	378	12.2	28	3
Kenny Watson	25	171	6.8	21	1
Matt Schobel	21	201	9.6	76	4
Jeremi Johnson	16	53	3.3	9	1
Reggie Kelly	15	85	5.7	14	0
Rudi Johnson	15	84	5.6	30	0
Peter Warrick	11	127	11.5	30	0
Tony Stewart	10	48	4.8	9	1
Kevin Walter	8	67	8.4	18	0
Chris Perry	3	33	11.0	13	0
Cliff Russell	1	21	21.0	21	0

Bengals	324	3520	10.9	76	23
Opponents	313	3560	11.4	99	23

INTERCEPTIONS	No	Yds	Avg	Lg	TD
Tory James	8	66	8.3	23	0
Deltha O'Neal	4	60	15.0	31	1
Madieu Williams	3	51	17.0	51	1
Brian Simmons	2	61	30.5	50	1
Robert Geathers	1	36	36.0	36	1
Kim Herring	1	0	0.0	0	0
Carl Powell	1	-2	-2.0	-2	0

Bengals	20	272	13.6	51	4
Opponents	22	446	20.3	62	4

PUNTING	No	Yds	Avg	Net	TB	In20	Lg	B
Kyle Larson	83	3499	42.2	35.5	7	21	66	1

Bengals	84	3499	41.7	35.5	7	21	66	1
Opponents	79	3309	41.9	35.7	8	23	69	0

PUNT RETURNS	Ret	FC	Yds	Avg	Lg	TD
Keiwan Ratliff	17	5	207	12.2	49	0
T.J. Houshmandzadeh	11	7	88	8.0	28	0
Deltha O'Neal	7	6	33	4.7	17	0

Bengals	35	18	328	9.4	49	0
Opponents	51	10	378	7.4	63	0

SCORING	Total TDs	TD		TD PR	TD KOR	TD Int/Rt	TD FR/Rt	TD BFG/Rt	TD BPRt	Kick PAT	FG	2-Pl		S	TP
		Rush	Rec									Conv	Conv		
Shayne Graham	0	0	0	0	0	0	0	0	0	41-41	27-31	0	0	0	122
Rudi Johnson	12	12	0	0	0	0	0	0	0	—	—	0	0	0	72
Chad Johnson	9	0	9	0	0	0	0	0	0	—	—	0	0	0	54
T.J. Houshmandzadeh	4	0	4	0	0	0	0	0	0	—	—	0	0	0	24
Matt Schobel	4	0	4	0	0	0	0	0	0	—	—	0	0	0	24
Kelley Washington	3	0	3	0	0	0	0	0	0	—	—	0	0	0	18
Robert Geathers	1	0	0	0	0	1	0	0	0	—	—	0	0	0	6
Jeremi Johnson	1	0	1	0	0	0	0	0	0	—	—	0	0	0	6
Kevin Kaesviharn	1	0	0	0	0	0	1	0	0	—	—	0	0	0	6
Kyle Larson	1	1	0	0	0	0	0	0	0	—	—	0	0	0	6
Deltha O'Neal	1	0	0	0	0	1	0	0	0	—	—	0	0	0	6
Carson Palmer	1	1	0	0	0	0	0	0	0	—	—	0	0	0	6
Brian Simmons	1	0	0	0	0	1	0	0	0	—	—	0	0	0	6
Tony Stewart	1	0	1	0	0	0	0	0	0	—	—	0	0	0	6
Kenny Watson	1	0	1	0	0	0	0	0	0	—	—	0	0	0	6
Madieu Williams	1	0	0	0	0	1	0	0	0	—	—	0	0	0	6
Bengals	42	14	23	0	0	4	1	0	0	41-41	27-31	0-1	0	0	374
Opponents	41	11	23	0	0	4	2	0	1	40-40	28-31	0-1	1	0	372

KICKOFF RETURNS	No	Yds	Avg	Lg	TD
Cliff Russell	39	872	22.4	40	0
Kenny Watson	13	240	18.5	32	0
T.J. Houshmandzadeh	10	227	22.7	32	0
Tony Stewart	3	20	6.7	10	0
Reggie Kelly	1	14	14.0	14	0
Langston Moore	1	15	15.0	15	0
Deltha O'Neal	1	15	15.0	15	0
Bengals	68	1403	20.6	40	0
Opponents	80	1573	19.7	41	0

FIELD GOALS	1-19	20-29	30-39	40-49	50+	Total
Shayne Graham	0-0	7-7	10-12	7-8	3-4	27-31
Bengals	0-0	7-7	10-12	7-8	3-4	27-31
Opponents	0-0	13-13	8-8	7-10	0-0	28-31

FIELD GOAL ATTEMPTS BY GAME:
Shayne Graham: (22G) (38N, 48G, 36G, 39G) (29G, 47G, 26G) (34G) (32G, 44N) (53G, 34G, 35G) (28G, 50G) (35G, 47G, 45G, 30G) (41G) (-) (21G, 32G, 36G) (53N, 41G, 24G) (-) (24G) (42G) (37N, 50G)

Opponents: (21G) (43G, 47G) (21G) (-) (23G, 33G) (49N, 29G) (23G, 45G) (24G) (47N, 33G) (32G) (23G, 29G) (20G, 22G, 38G, 45G) (-) (23G, 39G, 21G, 33G) (31G, 36G, 44G, 41G, 28G) (45N, 46G).

PASSING	Att	Cmp	Yds	Cmp %	Yds/Att	TD	TD %	Int	Int %	Lg	Sacks-Yds	Rat
Carson Palmer	432	263	2897	60.9	6.71	18	4.2	18	4.2	76f	25-178	77.3
Jon Kitna	104	61	623	58.7	5.99	5	4.8	4	3.8	30	6-41	75.9
Bengals	536	324	3520	60.4	6.57	23	4.3	22	4.1	76f	31-219	77.0
Opponents	520	313	3560	60.2	6.85	23	4.4	20	3.8	99f	37-257	79.5

2004 DEFENSIVE & SPECIAL TEAMS STATISTICS — Coaches' Statistics —

DEFENSE

Player	ST	AT	TT	Sks-Yds	Int-Yds	PBU	FF	FR-Yds
Landon Johnson	73	60	133	2-14	0-0	6	1	1-0
Brian Simmons	77	55	132	1-9	2-61	5	3	1-18
Justin Smith	57	40	97	8-70.5	0-0	2	2	2-0
Madieu Williams	71	24	95	2-19	3-51	11	0	2(-)3
Kevin Hardy	44	40	84	4-18	0-0	5	0	0-0
Duane Clemons	45	32	77	6.5-41.5	0-0	2	2	0-0
Tory James	51	23	74	0-0	8-66	16	2	1-0
John Thornton	45	29	74	3-16	0-0	2	0	0-0
Kevin Kaesviharn	43	19	62	0-0	0-0	8	0	1-3
Kim Herring	33	16	49	0-0	1-0	4	1	0-0
Deltha O'Neal	32	17	49	1-8	4-60	15	1	0-0
Langston Moore	22	19	41	1-7	0-0	0	1	0-0
Caleb Miller	18	18	36	0-0	0-0	1	0	1-0
Keiwan Ratliff	23	12	35	0-0	0-0	8	0	1-0
Carl Powell	16	18	34	2-14	1(-)2	1	1	0-0
Nate Webster	17	9	26	1-8	0-0	2	1	1-0
Robert Geathers	10	12	22	3.5-27	1-36	5	1	0-0
Rogers Beckett	11	8	19	0-0	0-0	1	0	0-0
Tory Williams	11	9	17	0-0	0-0	0	0	0-0
Terrell Roberts	8	0	8	0-0	0-0	0	0	0-0
Shaun Smith	2	4	6	0-0	0-0	0	0	0-0
Anthony Mitchell	4	1	5	0-0	0-0	0	0	1-0
Larry Stevens	2	1	3	0-0	0-0	0	0	0-0
Mathias Askew	0	3	3	0-0	0-0	0	0	0-0
Marcus Wilkins	0	3	3	0-0	0-0	0	0	0-0
Terrance Martin	1	0	1	0-0	0-0	0	0	0-0
(TEAM)				2-5				

SPECIAL TEAMS

Player	ST	AT	TT	FF	FR-Yds	BP	BFG	BXP
Marcus Wilkins	17	7	24	0	2-0	0	0	0
Reggie Myles	17	5	22	2	1-0	0	0	0
Anthony Mitchell	10	6	16	0	0-0	0	0	0
Kenny Watson	10	5	15	1	0-0	0	0	0
Kevin Walter	10	4	14	0	0-0	0	0	0
Madieu Williams	9	4	13	0	0-0	0	0	0
Kevin Kaesviharn	8	3	11	0	0-0	0	0	0
Larry Stevens	8	2	10	0	0-0	0	0	0
Landon Johnson	6	3	9	0	0-0	0	0	0
Tory Stewart	7	0	7	1	0-0	0	0	0
Caleb Miller	5	1	6	0	0-0	0	0	0
Robert Geathers	4	1	5	0	0-0	0	0	0
Shayne Graham	4	1	5	0	0-0	0	0	0
Matt Schobel	3	2	5	0	1-0	0	0	0
Keiwan Ratliff	2	3	5	1	0-0	0	0	0
Brad St. Louis	4	0	4	0	0-0	0	0	0
Kim Herring	2	0	2	0	0-0	0	0	0
Cliff Russell	2	0	2	0	0-0	0	0	0
Kyle Larson	1	1	2	0	0-0	0	0	0
Rashad Bauman	1	0	1	0	0-0	0	0	0
Duane Clemons	1	0	1	0	0-0	0	0	0
Elton Patterson	1	0	1	0	0-0	0	0	0
Terrell Roberts	1	0	1	0	0-0	0	0	0
Kevin Hardy	0	1	1	0	0-0	0	0	0

BUSIEST BENGALS — OFFENSE & DEFENSE

Starting offensive linemen were the iron men of the Bengals' 2004 season. Guard **Bobbie Williams** was the only Bengal to play every snap with the offense or defense, and three other offensive linemen played more than 98% of possible snaps. DE **Justin Smith** led the Cincinnati defense in total snaps.

Following are the five most active players on each unit in 2004 (from coaching staff statistics):

— OFFENSE —

(1038 total scrimmage plays)

Player	Snaps	Pct. of Total
Bobbie Williams, G	1038	100.0%
Levi Jones, OT	1030	99.2%
Eric Steinbach, G	1026	98.8%
Willie Anderson, OT	1023	98.6%
Chad Johnson, WR	927	89.3%

— DEFENSE —

(1065 total scrimmage plays)

Player	Snaps	Pct. of Total
Justin Smith, DE	1005	94.4%
Tory James, CB	1001	94.0%
Brian Simmons, LB	985	92.5%
John Thornton, DT	918	86.2%
Madieu Williams, S-CB	914	85.8%

BENGALS 2004 GAME-BY-GAME TEAM STATISTICS

BENGALS

GAME	TOT YDS	RUSH- YDS	NET PASS YDS	COMP- ATT	TD-P/ INT	SACKS- YDS	1D	3D- CONV	F-FL	POSS
9-12 @NYJ	351	28-113	238	18-27	2/1	1-10	19	8-12	1-1	29:13
9-19 Mia.	210	29-94	116	21-38	0/1	5-31	12	5-19	0-0	31:27
9-26 Balt.	398	26-109	289	25-52	0/3	4-27	26	6-15	1-1	33:12
10-3 @Pitt.	293	27-137	156	20-37	1/2	1-8	22	7-15	1-1	28:08
10-17 @Cle.	189	18-58	131	20-36	1/1	3-17	11	1-13	0-0	23:41
10-25 Den.	321	33-133	188	12-21	1/1	1-10	13	3-13	1-0	27:31
10-31 @Tenn.	274	17-57	217	20-36	0/1	4-30	16	5-12	1-1	23:25
11-7 Dall.	328	31-116	212	21-32	1/0	0-0	15	8-17	0-0	33:17
11-14 @Wash.	316	34-99	217	24-39	1/2	0-0	19	8-17	1-1	32:50
11-21 Pitt.	209	16-62	147	13-25	2/1	3-18	10	2-10	1-0	21:04
11-28 Cle.	504	32-253	251	22-29	4/3	0-0	26	7-11	0-0	31:19
12-5 @Balt.	453	24-98	355	29-36	3/1	3-27	23	2-9	1-1	31:20
12-12 @N.E.	478	31-150	328	27-37	3/2	0-0	26	9-13	2-1	33:11
12-19 Buff.	275	31-149	126	16-32	1/2	3-25	16	6-15	3-2	31:03
12-26 NYG	233	25-63	170	20-32	2/1	3-16	16	6-13	3-1	29:14
1-2 @Phil.	308	35-148	160	16-27	1/0	0-0	16	5-15	1-0	29:32
TOTALS	5140	437-1839	3301	324-536	23/22	31-219	286	88-219	17-10	29:20

OPPONENTS

GAME	TOT YDS	RUSH- YDS	NET PASS YDS	COMP- ATT	TD-P/ INT	SACKS- YDS	1D	3D- CONV	F-FL	POSS
9-12 @NYJ	438	34-219	219	20-27	2/0	1-5	24	8-12	3-1	30:47
9-19 Mia.	226	20-25	201	21-39	1/2	2-17	11	3-16	4-1	28:33
9-26 Balt.	380	34-254	126	11-18	1/0	2-0	14	5-13	5-2	26:48
10-3 @Pitt.	333	40-165	168	17-25	1/0	1-6	23	5-10	4-2	31:52
10-17 @Cle.	449	46-139	310	16-23	4/2	1-0	21	6-14	2-2	36:19
10-25 Den.	318	26-123	195	23-40	1/2	3-26	22	6-15	2-1	32:29
10-31 @Tenn.	358	37-163	195	21-32	2/1	2-15	22	3-13	1-0	36:35
11-7 Dall.	311	27-109	202	18-30	0/3	1-5	13	3-11	2-2	26:43
11-14 @Wash.	268	20-87	181	19-46	1/3	5-35	17	4-16	1-0	27:10
11-21 Pitt.	235	40-151	84	15-21	1/0	7-54	21	8-18	2-1	38:56
11-28 Cle.	462	17-76	386	30-39	5/2	3-27	23	4-12	3-0	28:41
12-5 @Balt.	356	31-192	164	19-33	0/1	1-8	21	6-13	2-1	28:40
12-12 @N.E.	351	29-94	257	18-26	2/0	1-3	22	4-10	0-0	26:49
12-19 Buff.	212	29-43	169	15-30	1/0	2-14	13	3-13	5-1	28:57
12-26 NYG	326	28-142	184	19-37	0/1	2-17	18	6-15	1-0	30:46
1-2 @Phil.	342	16-80	262	31-54	1/3	3-25	18	6-17	3-2	30:28
TOTALS	5365	474-2062	3303	313-520	23/20	37-257	303	80-218	40-16	30:40

BENGALS 2004 RED ZONE REPORT

BENGALS

Inside-20 possessions	55
Total scores	46 (83.6%)
TDs	28 (50.9%)
FGs	18 (32.7%)
TD% NFL rank:	19th
No scores	9 (16.4%)
Lost on downs	3 (5.5%)
Interceptions	2 (3.6%)
Fumbles	2 (3.6%)
End of game	1 (1.8%)
Missed FGs	1 (1.8%)

OPPONENTS

Inside-20 possessions	52
Total scores	47 (90.4%)
TDs	25 (48.1%)
FGs	22 (42.3%)
TD% NFL rank:	9th
No scores	5 (9.6%)
Punts	2 (3.8%)
Interceptions	2 (3.8%)
Fumbles	1 (1.9%)

BENGALS 2004 STARTING LINEUPS

OFFENSE

GAME	WR	LOT	LG	C	RG	ROT	TE	WR	QB	HB	FB
9-12 @NYJ	C.Johnson	Jones	Lar.Moore	Braham	B.Williams	Anderson	Kelly	Houshmandzadeh	Palmer	R.Johnson	Stewart(TE)
9-19 Mia.	C.Johnson	Jones	Steinbach	Fontenot	B.Williams	Anderson	Stewart	Warrick	Palmer	R.Johnson	Houshmandzadeh(WR)
9-26 Balt.	C.Johnson	Jones	Steinbach	Fontenot	B.Williams	Anderson	Kelly	Houshmandzadeh	Palmer	R.Johnson	Stewart(TE)
10-3 @Pitt.	C.Johnson	Jones	Steinbach	Fontenot	B.Williams	Anderson	Kelly	Russell	Palmer	R.Johnson	J.Johnson
10-17 @Cle.	C.Johnson	Jones	Steinbach	Braham	B.Williams	Anderson	Kelly	Houshmandzadeh	Palmer	R.Johnson	Stewart(TE)
10-25 Den.	C.Johnson	Jones	Steinbach	Braham	B.Williams	Anderson	Kelly	Houshmandzadeh	Palmer	R.Johnson	J.Johnson
10-31 @Tenn.	C.Johnson	Jones	Steinbach	Braham	B.Williams	Anderson	Kelly	Houshmandzadeh	Palmer	R.Johnson	Stewart(TE)
11-7 Dall.	C.Johnson	Jones	Steinbach	Braham	B.Williams	Anderson	Kelly	Houshmandzadeh	Palmer	R.Johnson	Stewart(TE)
11-14 @Wash.	C.Johnson	Jones	Steinbach	Braham	B.Williams	Anderson	Kelly	Houshmandzadeh	Palmer	R.Johnson	J.Johnson
11-21 Pitt.	C.Johnson	Jones	Steinbach	Braham	B.Williams	Anderson	Kelly	Stewart(TE)	Palmer	R.Johnson	J.Johnson
11-28 Cle.	C.Johnson	Jones	Steinbach	Braham	B.Williams	Anderson	Kelly	Houshmandzadeh	Palmer	R.Johnson	Stewart(TE)
12-5 @Balt.	C.Johnson	Jones	Steinbach	Braham	B.Williams	Anderson	Kelly	Houshmandzadeh	Palmer	R.Johnson	Washington(WR)
12-12 @N.E.	C.Johnson	Jones	Steinbach	Braham	B.Williams	Anderson	Kelly	Houshmandzadeh	Palmer	R.Johnson	Washington(WR)
12-19 Buff.	C.Johnson	Jones	Steinbach	Fontenot	B.Williams	Anderson	Kelly	Houshmandzadeh	Kitna	R.Johnson	J.Johnson
12-26 NYG	C.Johnson	Jones	Steinbach	Fontenot	B.Williams	Anderson	Kelly	Stewart(TE)	Kitna	R.Johnson	M.Schobel(TE)
1-2 @Phil.	C.Johnson	Jones	Steinbach	Fontenot	B.Williams	Anderson	Kelly	Houshmandzadeh	Kitna	R.Johnson	J.Johnson

DEFENSE

GAME	LDE	LDT	RDT	RDE	SLB	MLB	WLB	LCB	RCB	SS	FS
9-12 @NYJ	Clemons	Thornton	T.Williams	J.Smith	Hardy	Webster	Miller	M.Williams	James	Beckett	Herring
9-19 Mia.	Clemons	Thornton	T.Williams	J.Smith	Hardy	Webster	Simmons	O'Neal	James	M.Williams	Kaesviharn
9-26 Balt.	Clemons	Thornton	T.Williams	J.Smith	Hardy	Webster	Simmons	O'Neal	James	M.Williams	Kaesviharn
10-3 @Pitt.	Clemons	Thornton	T.Williams	J.Smith	Roberts(N)	Miller(LB)	Simmons(LB)	O'Neal	James	Beckett	M.Williams
10-17 @Cle.	Clemons	Thornton	T.Williams	J.Smith	Hardy	L.Johnson	Simmons	O'Neal	James	Kaesviharn	Herring
10-25 Den.	Clemons	Thornton	T.Williams	J.Smith	Hardy	Miller	Simmons	O'Neal	James	Kaesviharn	Herring
10-31 @Tenn.	Clemons	Thornton	T.Williams	J.Smith	Hardy	L.Johnson	Simmons	O'Neal	James	Kaesviharn	Herring
11-7 Dall.	Clemons	Thornton	Lan.Moore	J.Smith	Hardy	L.Johnson	Simmons	O'Neal	James	Beckett	M.Williams
11-14 @Wash.	Geathers	Thornton	Clemons	J.Smith	M.Williams(N)	L.Johnson(LB)	Simmons(LB)	O'Neal	James	Kaesviharn	Herring
11-21 Pitt.	Clemons	Thornton	Lan.Moore	J.Smith	Hardy	L.Johnson	Simmons	Ratliff	James	Beckett	M.Williams
11-28 Cle.	Clemons	Thornton	Lan.Moore	J.Smith	Hardy	L.Johnson	Simmons	O'Neal	James	Beckett	M.Williams
12-5 @Balt.	Clemons	Thornton	Lan.Moore	J.Smith	Hardy	L.Johnson	Simmons	Ratliff	James	M.Williams	Herring
12-12 @N.E.	Clemons	Thornton	Lan.Moore	J.Smith	Hardy	L.Johnson	Simmons	Ratliff	James	Herring	M.Williams
12-19 Buff.	Powell	Thornton	Lan.Moore	J.Smith	Hardy	L.Johnson	Simmons	Ratliff	James	Herring	M.Williams
12-26 NYG	Powell	Thornton	Lan.Moore	J.Smith	Hardy	L.Johnson	Simmons	Ratliff	James	Herring	M.Williams
1-2 @Phil.	Clemons	Thornton	S.Smith	J.Smith	Hardy	L.Johnson	Simmons	O'Neal	James	Herring	M.Williams

(N)-Nickel DB

BENGALS 2004 BEST SINGLE-GAME PERFORMANCES

Rushing yards

202 — Rudi Johnson, Nov. 28 vs. Cleveland
 130 — Rudi Johnson, Dec. 19 vs. Buffalo
 123 — Rudi Johnson, Oct. 3 at Pittsburgh

Rushing attempts

31 — Rudi Johnson, Nov. 14 at Washington
 28 — Rudi Johnson, Jan. 2 at Philadelphia
 26 — Rudi Johnson, Nov. 7 vs. Dallas
 26 — Rudi Johnson, Nov. 28 vs. Cleveland

Longest rushes

52 — Rudi Johnson, Nov. 28 vs. Cleveland
 36 — Rudi Johnson, Oct. 25 vs. Denver (TD)
 31 — Rudi Johnson, Dec. 19 vs. Buffalo

Receptions

12 — T.J. Houshmandzadeh, Dec. 12 at New England
 10 — Chad Johnson, Nov. 28 vs. Cleveland
 10 — Chad Johnson, Dec. 5 at Baltimore
 10 — T.J. Houshmandzadeh, Dec. 5 at Baltimore

Receiving yards

171 — T.J. Houshmandzadeh, Dec. 5 at Baltimore
 161 — Chad Johnson, Dec. 5 at Baltimore
 149 — Chad Johnson, Oct. 25 vs. Denver

Passing yards

382 — Carson Palmer, Dec. 5 at Baltimore
 316 — Carson Palmer, Sept. 26 vs. Baltimore
 251 — Carson Palmer, Nov. 28 vs. Cleveland

Pass attempts

52 — Carson Palmer, Sept. 26 vs. Baltimore
 39 — Carson Palmer, Nov. 14 at Washington
 38 — Carson Palmer, Sept. 19 vs. Miami

Pass completions

29 — Carson Palmer, Dec. 5 at Baltimore
 25 — Carson Palmer, Sept. 26 vs. Baltimore
 24 — Carson Palmer, Nov. 14 at Washington

Longest passes

76 — Palmer-to-Schobel, Nov. 7 vs. Dallas (TD)
 62 — Palmer-to-Houshmandzadeh, Oct. 31 at Tennessee
 53 — Palmer-to-C.Johnson, Sept. 12 at N.Y. Jets (TD)
 53 — Palmer-to-Houshmandzadeh, Nov. 28 vs. Cleveland (TD)

Yards from scrimmage

207 — Rudi Johnson, Nov. 28 vs. Cleveland
 187 — T.J. Houshmandzadeh, Dec. 5 at Baltimore
 161 — Chad Johnson, Dec. 5 at Baltimore

Longest kickoff return

40 — Cliff Russell, Dec. 26 vs. N.Y. Giants
 35 — Cliff Russell, Oct. 17 at Cleveland
 34 — Cliff Russell, Nov. 28 vs. Cleveland

Longest punt return

49 — Keiwan Ratliff, Nov. 28 vs. Cleveland
 42 — Keiwan Ratliff, Dec. 26 vs. N.Y. Giants
 28 — T.J. Houshmandzadeh, Nov. 7 vs. Dallas

Total tackles (coaches' statistics based on film review)

20 — Landon Johnson, Nov. 21 vs. Pittsburgh
 15 — Brian Simmons, Oct. 17 at Cleveland
 14 — Brian Simmons, Dec. 5 at Baltimore
 14 — Landon Johnson, Dec. 26 vs. N.Y. Giants
 14 — Landon Johnson, Jan. 2 at Philadelphia

Solo tackles (coaches' statistics based on film review)

11 — Landon Johnson, Nov. 21 vs. Pittsburgh
 11 — Brian Simmons, Dec. 5 at Baltimore
 11 — Landon Johnson, Jan. 2 at Philadelphia

2004 BENGALS REGULAR SEASON

Game 1 Jets 31, Bengals 24

Sunday, Sept. 12, at The Meadowlands

The Bengals had a solid offensive performance in their first game with Carson Palmer as starting QB, but the Jets had an even better offensive day, rolling up 438 yards to Cincinnati's 351. The Jets had 219 rushing yards, with Curtis Martin rushing for 196, fifth-most ever by a back against the Bengals. The Bengals took an early 7-0 lead on a 9-yard Rudi Johnson TD that was set up by Reggie Myles' recovery of a Jets fumble on the opening kickoff. But the Jets went ahead to stay at 14-7 on a late first-quarter TD pass of 46 yards from Chad Pennington to Jonathan Carter. The Bengals pulled to within 31-24 on Palmer's 53-yard TD pass to Chad Johnson with 6:28 to play, and the Cincinnati defense held to give the offense another shot. But after reaching the Cincinnati 49-yard line, the Bengals drive ended when DB Erik Coleman intercepted a Palmer pass at the Jets' 30. Palmer finished the game with a 105.2 passer rating, third-best in Bengals history for a QB in his first start.

Cincinnati	7	3	7	7	—	24
New York Jets	14	0	10	7	—	31

TEAM	SCORING PLAY	QTR-LEFT
Cin.	R.Johnson 9 run (S.Graham kick)	1-12:36
NYJ	C.Martin 3 pass from C.Pennington (D.Brien kick)	1-8:48
NYJ	J.Carter 46 pass from C.Pennington (D.Brien kick)	1-3:09
Cin.	S.Graham 22 field goal	2-3:17
NYJ	D.Abraham 41 fumble return (D.Brien kick)	3-11:56
Cin.	K.Watson 6 pass from C.Palmer (S.Graham kick)	3-6:20
NYJ	D.Brien 21 field goal	3-0:26
NYJ	C.Martin 24 run (D.Brien kick)	4-9:35
Cin.	C.Johnson 53 pass from C.Palmer (S.Graham kick)	4-6:28

Missed FG: None.

Attendance: 77,230. Time: 2:48.

	CINCINNATI	NEW YORK
First downs	19
Third down conversions-attempts	8-12
Total net yards	351
Net yards rushing	113
Net yards passing	236
Pass attempts-completions-interceptions	27-18-1
Sacks against-yards lost	1-10
Punts-average	3-50.3
Punt returns-yards	3-0-0
Kickoff returns-yards	5-127
Penalties-yards	6-49
Fumbles-lost	1-1
Time of possession	29:13

BENGALS	All	Yds	Lg	TD	JETS	All	Yds	Lg	TD
R.Johnson	23	67	16	1	C.Martin	29	196	24	1
K.Watson	2	28	25	0	J.Sowell	1	19	19	0
C.Palmer	2	10	11	0	S.Moss	1	8	8	0
P.Warrick	1	8	8	0	C.Pennington	2	-2	-1	0
					D.Carter	1	-2	-2	0
TOTALS	28	113	25	1	TOTALS	34	219	24	1

BENGALS	All	Cmp	Yds	TD-1	JETS	All	Cmp	Yds	TD-1
C.Palmer	27	18	248	2-1	C.Pennington	27	20	224	2-0
TOTALS	27	18	248	2-1	TOTALS	27	20	224	2-0

BENGALS	No	Yds	Lg	TD	JETS	No	Yds	Lg	TD
C.Johnson	5	99	53	1	J.McCareins	5	66	24	0
P.Warrick	5	76	30	0	S.Moss	4	55	31	0
T.Houshmandzadeh	3	36	20	0	J.Sowell	3	20	8	0
K.Watson	2	15	9	1	C.Martin	3	7	7	1
K.Washington	1	9	9	0	W.Chrebet	2	21	14	0
J.Johnson	1	8	8	0	J.Carter	1	46	46	1
R.Kelly	1	3	3	0	L.Jordan	1	5	5	0
					C.Baker	1	4	4	0
TOTALS	18	248	53	2	TOTALS	20	224	46	2

INDIVIDUAL DEFENSE

CINCINNATI (coaches' stats) — Leading Tackler: K.Herring 7-4-11.

Sacks: (Team) 1-5. Int.: None. FF: None. FR: None.

NEW YORK (press box stats) — Leading Tackler: S.Cowart 12-2-14.

Sacks: J.Abraham 1-10. Int.: E.Coleman 1-4. FF: S.Cowart 1. FR: D.Abraham 1-41.

Game 2 Bengals 16, Dolphins 13

Sunday night, Sept. 19, at Paul Brown Stadium

As both offenses struggled, LB Brian Simmons and K Shayne Graham provided the points for a Bengals win. Simmons scored the team's only TD on a 50-yard INT return in the third quarter, and after missing his first FG attempt, Graham came back to go 3-for-3, including the game-winner from 39 yards with two seconds left. Cincinnati trailed 3-0 at halftime, mounted a 13-3 lead after three quarters, then saw Miami tie the score at 13-13 on Orlando Mare's 47-yard FG with 1:53 to play. But the Bengals offense mounted its best drive of the night in crunch time, moving 59 yards in 10 plays to set up Graham's winning FG. Bengals QB Carson Palmer completed 7 of 8 passes for 53 yards during the final drive. The Bengals' defense held the Dolphins to 25 net yards rushing. The game was ESPN's Sunday Night Football feature, the first national prime-time game from Cincinnati since 1997 and the first at Paul Brown Stadium. The Bengals improved to 1-1, while the Dolphins fell to 0-2.

Miami	0	3	0	10	—	13
Cincinnati	0	0	13	3	—	16

TEAM	SCORING PLAY	QTR-LEFT
Mia.	O.Mare 43 field goal	2-12:39
Cin.	B.Simmons 50 interception return (S.Graham kick)	3-12:01
Cin.	S.Graham 48 field goal	3-5:11
Cin.	S.Graham 36 field goal	3-0:13
Mia.	C.Chambers 4 pass from A.Feeley (O.Mare kick)	4-3:39
Mia.	O.Mare 47 field goal	4-1:53
Cin.	S.Graham 39 field goal	4-0:02

Missed FG: S.Graham, Cin. (38WR).

Attendance: 65,705. Time: 3:12.

	MIAMI	CINCINNATI
First downs	11
Third down conversions-attempts	3-16
Total net yards	226
Net yards rushing	25
Net yards passing	201
Pass attempts-completions-interceptions	39-21-2
Sacks against-yards lost	2-17
Punts-average	10-40.0
Punt returns-yards	7-78
Kickoff returns-yards	4-47
Penalties-yards	8-69
Fumbles-lost	4-1
Time of possession	28:33

DOLPHINS	All	Yds	Lg	TD	BENGALS	All	Yds	Lg	TD
L.Gordon	19	22	8	0	R.Johnson	22	67	14	0
A.Feeley	1	3	3	0	T.Houshmandzadeh	1	11	11	0
					K.Watson	4	9	6	0
					P.Warrick	1	6	6	0
					J.Johnson	1	1	1	0
TOTALS	20	25	8	0	TOTALS	29	94	14	0

DOLPHINS	All	Cmp	Yds	TD-1	BENGALS	All	Cmp	Yds	TD-1
A.Feeley	39	21	218	1-2	C.Palmer	38	21	147	0-1
TOTALS	39	21	218	1-2	TOTALS	38	21	147	0-1

DOLPHINS	No	Yds	Lg	TD	BENGALS	No	Yds	Lg	TD
L.Gordon	8	44	20	0	P.Warrick	6	51	15	0
R.McMichael	6	93	37	0	M.Schobel	4	12	4	0
C.Chambers	5	69	20	1	C.Johnson	3	45	20	0
D.Thompson	1	7	7	0	K.Watson	3	6	7	0
M.Booker	1	5	5	0	T.Stewart	2	17	9	0
					T.Houshmandzadeh	1	13	13	0
					R.Johnson	1	4	4	0
					R.Kelly	1	-1	-1	0
TOTALS	21	218	37	1	TOTALS	21	147	20	0

INDIVIDUAL DEFENSE

MIAMI (press box stats) — Leading Tackler: Z.Thomas 8-4-12.

Sacks: J.Taylor 1-10, D.Romero 1-9, Z.Thomas 1-6, A.Edwards 1-5.

C.Ahanotu 1-1. Int.: J.Taylor 1-(-3). FF: None. FR: None.

CINCINNATI (coaches' stats) — Leading Tackler: N.Webster 8-4-12.

Sacks: J.Smith 1-9, N.Webster 1-8. Int.: B.Simmons 1-50, T.James 1-0. FF: None. FR: None.

Game 3 Ravens 23, Bengals 9

Sunday, Sept. 26, at Paul Brown Stadium

The Bengals were unable to contain Baltimore RB Jamal Lewis, who romped for 232 scrimmage yards, 18-for-186 on the ground and 1-for-46 on a pass reception. Offensively, Cincinnati rolled up 398 yards — the most in the last 23 non-overtime games against the Ravens — but 3 INTs and 1 lost fumble kept the Bengals offense out of the end zone for the second straight game. After Baltimore posted a 17-0 lead, the Bengals closed to within 17-6 and then had a first down at the Ravens' 11 with 9:58 to play. But Cincinnati was forced to settle for a third FG instead of a TD, and on the first scrimmage play of the ensuing series, Lewis stormed 75 yards for a TD that wound up finishing the scoring for the day. WR T.J. Houshmandzadeh had 116 yards receiving for the Bengals, who fell to 1-2 on the season while Baltimore improved to 2-1.

Baltimore	10	7	0	6	—	23
Cincinnati	0	3	3	3	—	9

TEAM	SCORING PLAY	QTR-LEFT
Balt.	M. Stover 21 field goal	1-9:43
Balt.	K. Boller 7 run (M. Stover kick)	1-1:52
Balt.	R. Hynes 38 pass from K. Boller (M. Stover kick)	2-3:06
Cin.	S. Graham 29 field goal	2-0:00
Cin.	S. Graham 47 field goal	3-6:08
Cin.	S. Graham 26 field goal	4-9:03
Balt.	J. Lewis 75 run (pass failed)	4-8:45

Missed FG: None.
Attendance: 65,575. Time: 3:06.

	BALTIMORE	CINCINNATI
First downs	14	26
Third down conversions-attempts	5-13	6-15
Total net yards	380	398
Net yards rushing	254	109
Net yards passing	126	289
Pass attempts-completions-interceptions	18-11-0	52-25-3
Sacks against-yards lost	2-0	4-27
Punts-average	6-38.5	5-41.2
Punt returns-yards	4-84	1-9
Kickoff returns-yards	3-55	3-45
Penalties-yards	9-71	5-25
Fumbles-lost	5-2	1-1
Time of possession	26:48	33:12

RUSHING									
RAVENS	Att	Yds	Lg	TD	BENGALS	Att	Yds	Lg	TD
J. Lewis	18	186	75	1	R. Johnson	23	98	19	0
C. Taylor	8	27	11	0	K. Watson	1	10	10	0
K. Boller	4	24	19	1	C. Palmer	1	2	2	0
A. Ricard	3	9	5	0	K. Washington	1	-1	-1	0
B. Sams	1	8	8	0					
TOTALS	34	254	75	2	TOTALS	26	109	19	0

PASSING									
RAVENS	Att	Cmp	Yds	TD-I	BENGALS	Att	Cmp	Yds	TD-I
K. Boller	18	11	126	1-0	C. Palmer	52	25	316	0-3
TOTALS	18	11	126	1-0	TOTALS	52	25	316	0-3

RECEIVING									
RAVENS	No	Yds	Lg	TD	BENGALS	No	Yds	Lg	TD
R. Hynes	4	61	38	1	C. Johnson	8	99	23	0
D. Darling	2	5	4	0	T. Houshmandzadeh				
J. Lewis	1	46	46	0					
A. Ricard	1	8	8	0	K. Washington	5	58	17	0
T. Jones	1	7	7	0	M. Schobel	3	28	11	0
C. Moore	1	6	6	0	K. Watson	2	15	10	0
C. Taylor	1	-7	-7	0					
TOTALS	11	126	46	1	TOTALS	25	316	23	0

INDIVIDUAL DEFENSE
BALTIMORE (press box stats) — **Leading Tackler:** G. Baxler 10-0.
Sacks: T. Suggs 2-17, M. Douglas 1-6, A. Thomas 1-4. **Int.:** E. Reed 2-90.
C. Williams 1-18. **FF:** A. Thomas 1. **FR:** R. Lewis 1-0.

CINCINNATI (coaches' stats) — **Leading Tackler:** M. Williams 4-4-8.
Sacks: J. Thornton 1-0, (Team) 1-0. **Int.:** None. **FF:** B. Simmons 1, N. Webster 1. **FR:** T. James 1-0, N. Webster 1-0.

Game 4 Steelers 28, Bengals 17

Sunday, Oct. 3, at Heinz Field

The Bengals lead heads of 7-0 and 17-14 before yielding control to the Steelers. Pittsburgh took the lead for good at 21-17 on a 1-yard Jerome Bettis TD run with 9:03 left in the fourth quarter. That play was set up by a questionable pass interference call in the end zone against Bengals CB Tory James, but when the Bengals had a chance to overcome that bad break, the Steelers denied them. Regaining possession at their 20-yard line with the 4-point deficit and 2:19 still to play, the Bengals gave up the game's final TD when Troy Polamalu intercepted Carbon Palmer's first-down pass and ran 26 yards for a TD. Cincinnati HB Rudi Johnson rushed for 123 yards, the most by a Bengal at Pittsburgh since James Brooks had 127 in 1989. Cincinnati recovered 2 fumbles by Pittsburgh RB Duce Staley, but Staley joined Johnson in rushing for 123 yards. The Bengals fell to 1-3 on the season while Pittsburgh improved to 3-1.

Cincinnati	7	3	7	0	—	17
Pittsburgh	7	7	0	14	—	28

TEAM	SCORING PLAY	QTR-LEFT
Cin.	J. Johnson 2 pass from C. Palmer (S. Graham kick)	1-8:36
Pitt.	J. Bettis 2 run (J. Reed kick)	1-5:13
Pitt.	V. Haynes 11 pass from B. Roethlisberger (J. Reed kick)	2-14:13
Cin.	S. Graham 34 field goal	2-6:51
Cin.	R. Johnson 2 run (S. Graham kick)	3-8:35
Pitt.	J. Bettis 1 run (J. Reed kick)	4-9:03
Pitt.	T. Polamalu 26 interception return (J. Reed kick)	4-2:03

Missed FG: None.
Attendance: 62,402. Time: 3:07.

	CINCINNATI	PITTSBURGH
First downs	22	23
Third down conversions-attempts	7-15	5-10
Total net yards	293	333
Net yards rushing	137	165
Net yards passing	156	168
Pass attempts-completions-interceptions	37-20-2	25-17-0
Sacks against-yards lost	1-8	1-6
Punts-average	6-35.5	5-45.4
Punt returns-yards	4-28	2-5
Kickoff returns-yards	4-67	4-119
Penalties-yards	5-46	7-90
Fumbles-lost	1-1	4-2
Time of possession	28:08	31:52

RUSHING									
BENGALS	Att	Yds	Lg	TD	STEELERS	Att	Yds	Lg	TD
R. Johnson	24	123	15	1	D. Staley	25	123	16	0
C. Russell	1	13	13	0	V. Haynes	2	15	14	0
C. Palmer	1	1	1	0	H. Ward	1	10	10	0
K. Watson	1	0	0	0	J. Bettis	6	9	7	2
					A. Randle El	2	6	7	0
					B. Roethlisberger	4	2	3	0
TOTALS	27	137	15	1	TOTALS	40	165	16	2

PASSING									
BENGALS	Att	Cmp	Yds	TD-I	STEELERS	Att	Cmp	Yds	TD-I
C. Palmer	37	20	164	1-2	B. Roethlisberger	25	17	174	1-0
TOTALS	37	20	164	1-2	TOTALS	25	17	174	1-0

RECEIVING									
BENGALS	No	Yds	Lg	TD	STEELERS	No	Yds	Lg	TD
T. Houshmandzadeh	6	53	13	0	H. Ward	6	48	10	0
C. Johnson	4	54	24	0	P. Burress	4	69	30	0
J. Johnson	3	6	3	1	V. Haynes	4	25	11	1
C. Perry	2	24	13	0	A. Randle El	2	24	20	0
K. Watson	2	17	11	0	J. Riemersma	1	8	8	0
K. Washington	1	6	6	0					
R. Kelly	1	4	4	0					
T. Stewart	1	0	0	0					
TOTALS	20	164	24	1	TOTALS	17	174	30	1

INDIVIDUAL DEFENSE
CINCINNATI (coaches' stats) — **Leading Tackler:** M. Williams 9-2-11.
Sacks: D. Clemons 1-6. **Int.:** None. **FF:** D. Clemons 1, D. O'Neal 1. **FR:** C. Miller 1-0, M. Williams 1-0.

PITTSBURGH (press box stats) — **Leading Tackler:** L. Foote 9-2-11.
Sacks: L. Foote 1-8. **Int.:** T. Polamalu 1-26, C. Scott 1-23. **FF:** L. Foote 1. **FR:** J. Farnior 1-0.

Game 5 Browns 34, Bengals 17

Sunday, Oct. 17, at Cleveland Browns Stadium

The Bengals posted a plus-3 advantage in turnover differential, with 4 takeaways and 1 giveaway, but Cincinnati gave up 449 total yards to the Browns while gaining only 189. The Browns took a 7-0 first-quarter lead on a 99-yard pass from Jeff Garcia to Andre' Davis. It was the longest pass ever allowed by the Bengals by 12 yards, and the longest scrimmage play every allowed by Cincinnati by 7 yards. Cleveland went up 14-0 early in the second quarter, but 3 Browns turnovers helped the Bengals go ahead 17-14 with 6:10 still left in the half. The Browns, however, went up 21-17 at halftime when Garcia connected with TE Aaron Shea for a 5-yard TD as time ran out, and Cincinnati did not cross the Cleveland 25-yard line again until less than two minutes remained. The Bengals lost with a plus-3 turnover advantage for the first time since Game 3 of 1998. Cincinnati fell to 1-4 on the season while the Browns improved to 3-3.

Cincinnati	0	17	0	0	—	17
Cleveland	7	14	3	10	—	34

TEAM	SCORING PLAY	QTR-LEFT
Cle.	Andre' Davis 99 pass from J.Garcia (P.Dawson kick)	1-7:39
Cle.	Q.Morgan 10 pass from J.Garcia (P.Dawson kick)	2-14:51
Cin.	K.Kaesviham 3 fumble return (S.Graham kick)	2-13:19
Cin.	M.Schobel 5 pass from C.Palmer (S.Graham kick)	2-9:28
Cin.	S.Graham 32 field goal	2-6:10
Cle.	A.Shea 5 pass from J.Garcia (P.Dawson kick)	2-0:00
Cle.	P.Dawson 23 field goal	3-0:58
Cle.	L.Suggs 59 pass from J.Garcia (P.Dawson kick)	4-10:15
Cle.	P.Dawson 33 field goal	4-2:49

Missed FG: S.Graham, Cin. (4W/L).

Attendance: 73,263. Time: 3:16.

	CINCINNATI	CLEVELAND
First downs	11	21
Third down conversions-attempts	1-13	6-14
Total net yards	189	449
Net yards rushing	58	139
Net yards passing	131	310
Pass attempts-completions-interceptions	36-20-1	23-16-2
Sacks against-yards lost	3-17	1-0
Punts-average	8-41.9	4-35.8
Punt returns-yards	2-2	4-28
Kickoff returns-yards	3-79	4-76
Penalties-yards	10-75	6-50
Fumbles-lost	0-0	2-2
Time of possession	23:41	36:19

RUSHING											
BENGALS	Att	Yds	Lg	TD	BROWNS	Att	Yds	Lg	TD		
R.Johnson	16	57	10	0	W.Green	25	115	26	0		
C.Perry	2	1	0	0	L.Suggs	13	19	7	0		
					T.Smith	1	2	2	0		
					D.Northcutt	1	2	2	0		
					J.Garcia	6	1	2	0		
TOTALS	18	58	10	0	TOTALS	46	139	26	0		

PASSING											
BENGALS	Att	Cmp	Yds	TD-I	BROWNS	Att	Cmp	Yds	TD-I		
C.Palmer	36	20	148	1-1	J.Garcia	23	16	310	4-2		
TOTALS	36	20	148	1-1	TOTALS	23	16	310	4-2		

RECEIVING											
BENGALS	No	Yds	Lg	TD	BROWNS	No	Yds	Lg	TD		
K.Watson	5	26	9	0	L.Suggs	5	100	59	1		
C.Johnson	3	37	18	0	A.Shea	3	25	14	1		
M.Schobel	3	17	8	1	D.Northcutt	2	59	49	0		
K.Washington	2	18	10	0	A.King	2	13	8	0		
T.Stewart	2	12	8	0	Andre' Davis	1	99	99	1		
J.Johnson	2	6	3	0	Q.Morgan	1	10	10	1		
C.Russell	1	21	21	0	T.Smith	1	4	4	0		
C.Perry	1	9	9	0	W.Green	1	0	0	0		
R.Johnson	1	0	0	0							
TOTALS	20	148	21	1	TOTALS	16	310	99	4		

INDIVIDUAL DEFENSE

CINCINNATI (coaches' stats) — **Leading Tackler:** B.Simmons 5-10-15. **Sacks:** K.Hardy 1-0. **Int.:** T.James 2-23. **FF:** K.Herring 1. **FR:** K.Kaesviham 1-3, L.Johnson 1-0.

CLEVELAND (press box stats) — **Leading Tacklers:** D.McClutcheon 6-1-7, Andra Davis 6-1-7. **Sacks:** O.Royce 1-10, E.Kuban 1-0, T.Rogers 0-5-3.5, G.Warren 0-5-3.5. **Int.:** A.Henry 1-0. **FF:** None. **FR:** None.

Game 6 Bengals 23, Broncos 10

Monday night, Oct. 25, at Paul Brown Stadium

Before a franchise-record crowd of 65,806, the Bengals celebrated their first Monday night home game since 1989, never trailing against a favored Denver team. WR Chad Johnson had 7 catches for 149 yards, including a 50-yard TD catch in the first quarter for a 7-0 Cincinnati lead. The Bengals led the entire game, but Denver had a chance to go up 14-13 in the third quarter, only to be stopped when LB Landon Johnson and DT Langston Moore dropped RB Reuben Droughns for a 1-yard loss on a third-down play from the Bengals' 10. The Broncos settled for a FG, still trailing 13-10, and did not score again. With two seconds left in the third quarter, Rudi Johnson's 36-yard TD run put the Bengals up 20-10. Johnson rushed for 119 yards on 24 carries. The Bengals recorded 3 takeaways and a plus-2 edge in turnover differential. Cincinnati improved to 2-4 on the season as Denver fell to 5-2.

Denver	0	7	3	0	—	10
Cincinnati	7	6	7	3	—	23

TEAM	SCORING PLAY	QTR-LEFT
Cin.	C.Johnson 50 pass from C.Palmer (S.Graham kick)	1-8:26
Cin.	S.Graham 53 field goal	2-5:35
Den.	R.Smith 3 pass from J.Plummer (J.Elam kick)	2-1:53
Cin.	S.Graham 34 field goal	2-0:00
Den.	J.Elam 29 field goal	3-6:48
Den.	R.Johnson 36 run (S.Graham kick)	3-0:02
Cin.	S.Graham 35 field goal	4-7:31

Missed FG: J.Elam, Den. (4W/L).

Attendance: 65,806. Time: 3:10.

	DENVER	CINCINNATI
First downs	22	13
Third down conversions-attempts	6-15	3-13
Total net yards	318	321
Net yards rushing	123	133
Net yards passing	195	188
Pass attempts-completions-interceptions	40-23-2	21-12-1
Sacks against-yards lost	3-26	1-10
Punts-average	5-41.0	5-38.2
Punt returns-yards	1-2	3-25
Kickoff returns-yards	5-68	3-64
Penalties-lost	8-88	9-65
Fumbles-lost	2-1	1-0
Time of possession	32:29	27:31

RUSHING											
BRONCOS	Att	Yds	Lg	TD	BENGALS	Att	Yds	Lg	TD		
R.Droughns	24	110	13	0	R.Johnson	24	119	36	1		
D.Watts	1	10	10	0	K.Watson	4	22	11	0		
J.Plummer	1	3	3	0	C.Palmer	4	0	4	0		
					C.Russell	1	-8	-8	0		
TOTALS	26	123	13	0	TOTALS	33	133	36	1		

PASSING											
BRONCOS	Att	Cmp	Yds	TD-I	BENGALS	Att	Cmp	Yds	TD-I		
J.Plummer	40	23	221	1-2	C.Palmer	21	12	198	1-1		
TOTALS	40	23	221	1-2	TOTALS	21	12	198	1-1		

RECEIVING											
BRONCOS	No	Yds	Lg	TD	BENGALS	No	Yds	Lg	TD		
A.Lelie	6	82	35	0	C.Johnson	7	149	50	1		
R.Smith	5	50	15	1	K.Watson	2	6	7	0		
D.Watts	4	36	19	0	K.Washington	1	16	16	0		
N.Jackson	4	33	11	0	R.Kelly	1	14	14	0		
R.Droughns	4	20	9	0	T.Houshmandzadeh						
						1	13	13	0		
TOTALS	23	221	35	1	TOTALS	12	198	50	1		

INDIVIDUAL DEFENSE

DENVER (press box stats) — **Leading Tacklers:** C.Bailey 7-1-8, A.Wilson 5-3-8. **Sacks:** A.Wilson 1-10. **Int.:** C.Bailey 1-0. **FF:** None. **FR:** None.

CINCINNATI (coaches' stats) — **Leading Tackler:** B.Simmons 7-5-12. **Sacks:** J.Smith 2-17, B.Simmons 1-9. **Int.:** D.O'Neal 1-29, T.James 1-19. **FF:** B.Simmons 1, J.Smith 1. **FR:** M.Williams 1(-3).

Game 7 Titans 27, Bengals 20

Sunday, Oct. 31, at The Coliseum

The Bengals made a couple of nice comeback runs but could not close the deal against Tennessee. Trailing 13-3 at halftime, they tied the score on a 51-yard INT return by rookie Madiou Williams and a 50-yard Shayne Graham FG, but the Titans shot ahead 27-13 with TD drives on their next two possessions, one set up by an INT. The Bengals closed to 27-20 early in the fourth quarter, on a 6-yard Rudi Johnson TD run set up by a 62-yard pass from Carson Palmer to T.J. Houshmandzadeh. The defense held the Titans at bay in the final period, but after reaching a first down at the Titans' 9 inside the game's final minute, the Bengals saw their hopes die when Palmer was sacked and lost a fumble. The Titans had a key score at the end of the first half, bypassing a FG try and getting a TD as time ran out on a 1-yard pass from Billy Volek to TE Shad Meier. Tennessee's Chris Brown rushed for 147 yards on 32 carries, and Volek, filling in for injured Steve McNair, posted a 91.9 passer rating for the game. The Bengals fell to 2-5 on the season as Tennessee improved to 3-5.

Cincinnati3	0	10	7	—	20
Tennessee0	13	14	0	—	27

TEAM SCORING PLAY		QTR-LEFT
Cin.	S. Graham 28 field goal	1-8:29
Tenn.	G. Anderson 23 field goal	2-14:27
Tenn.	G. Anderson 45 field goal	2-6:33
Tenn.	S. Meier 1 pass from B. Volek (G. Anderson kick)	2-0:00
Cin.	M. Williams 51 interception return (S. Graham kick)	3-12:16
Cin.	S. Graham 50 field goal	3-4:49
Tenn.	T. Fleming 13 pass from B. Volek (G. Anderson kick)	3-2:10
Tenn.	C. Brown 1 run (G. Anderson kick)	3-0:09
Cin.	R. Johnson 6 run (S. Graham kick)	4-13:47

Missed FG: None.
Attendance: 68,932. Time: 3:00.

	CINCINNATI	TENNESSEE
First downs	16	22
Third down conversions-attempts	5-12	3-13
Total net yards	274	358
Net yards rushing	57	163
Net yards passing	217	195
Pass attempts-completions-interceptions	36-20-1	32-21-1
Sacks against-yards lost	4-30	2-15
Punts-average	5-53.2	5-44.2
Punt returns-yards	0-0	3-3
Kickoff returns-yards	5-92	5-97
Penalties-yards	10-64	7-58
Fumbles-lost	1-1	1-0
Time of possession	23:25	36:35

RUSHING		BENGALS		TITANS	
BENGALS	Att Yds Lg TD	Att Yds Lg TD	TITANS	Att Yds Lg TD	
R. Johnson	17 57 18 1	C. Brown	32 147 19 1	C. Hentrich	1 8 8 0
		B. Volek	3 4 5 0	R. Holcombe	1 4 4 0
TOTALS	17 57 18 1	TOTALS	37 163 19 1		

PASSING		BENGALS		TITANS	
BENGALS	Att Cmp Yds TD-I	Att Cmp Yds TD-I	TITANS	Att Cmp Yds TD-I	
C. Palmer	36 20 247 0-1	B. Volek	32 21 210 2-1		
TOTALS	36 20 247 0-1	TOTALS	32 21 210 2-1		

RECEIVING		BENGALS		TITANS	
BENGALS	No Yds Lg TD	TITANS	No Yds Lg TD		
C. Johnson	6 67 18 0	D. Mason	8 85 18 0		
T. Houshmandzadeh	3 55 28 0	C. Brown	4 23 9 0		
K. Washington	4 81 62 0	S. Meier	3 6 3 1		
K. Watson	2 13 7 0	T. Fleming	2 50 37 1		
R. Johnson	2 4 3 0	B. Truope	2 33 19 0		
M. Schobel	1 10 10 0	R. Holcombe	1 9 9 0		
T. Stewart	1 9 9 0	E. Berlin	1 4 4 0		
R. Kelly	1 8 8 0				
TOTALS	20 247 62 0	TOTALS	21 210 37 2		

INDIVIDUAL DEFENSE
CINCINNATI (coaches' stats) — **Leading Tacklers:** C. Miller 6-5-11, B. Simmons 4-7-11. **Sacks:** D. Clemens 1-8, K. Hardy 1-7. **Int.:** M. Williams 1-51. **FF:** None. **FR:** None.
TENNESSEE (press box stats) — **Leading Tackler:** K. Bulluck 7-6-13. **Sacks:** K. Carter 1-9, A. Haynesworth 1-9, K. Bulluck 1-4, T. LaBoy 0.5-4, R. Starks 0.5-4. **Int.:** A. Dyson 1-16. **FF:** A. Haynesworth 1. **FR:** J. Thomas 1-0.

Game 8 Bengals 26, Cowboys 3

Sunday, Nov. 7, at Paul Brown Stadium

The Bengals defense raked Dallas for 5 takeaways while the offense had no giveaways, and the plus-5 differential tied the club record for a game. Cincinnati's offense started slowly, but 2 of the takeaways set up first-half FGs, and the Bengals led 9-3 at intermission. In the second half, Cincinnati's offense came alive with a 76-yard TD pass from Carson Palmer to Matt Schobel in the third quarter, and with a 14-play, 66-yard TD drive in the fourth quarter that Palmer capped with a 2-yard run for his first career TD. The Dallas offense penetrated the Cincinnati 20-yard line only once in the game, and had to settle for a field goal. Bengals K Shayne Graham posted a career-high 4 field goals and had 14 points, and he did not miss a FG. HB Rudi Johnson rushed for 95 yards for Cincinnati. The Bengals improved to 3-5 on the season before the third-largest crowd (65,721) in club history. Dallas fell to 3-5.

Dallas0	3	0	0	—	3
Cincinnati3	6	7	10	—	26

TEAM SCORING PLAY		QTR-LEFT
Cin.	S. Graham 35 field goal	1-4:05
Cin.	S. Graham 47 field goal	2-13:02
Cin.	S. Graham 45 field goal	2-9:57
Dall.	B. Cundiff 24 field goal	2-0:18
Cin.	M. Schobel 76 pass from C. Palmer (S. Graham kick)	3-9:36
Cin.	S. Palmer 30 field goal	4-12:21
Cin.	C. Palmer 2 run (S. Graham kick)	4-2:20

Missed FG: None.
Attendance: 65,721. Time: 2:51.

	DALLAS	CINCINNATI
First downs	13	15
Third down conversions-attempts	3-11	8-17
Total net yards	311	328
Net yards rushing	109	116
Net yards passing	202	212
Pass attempts-completions-interceptions	30-18-3	32-21-0
Sacks against-yards lost	1-5	0-0
Punts-average	4-48.0	5-39.8
Punt returns-yards	2-21	2-29
Kickoff returns-yards	7-140	2-37
Penalties-yards	7-46	4-20
Fumbles-lost	2-2	0-0
Time of possession	26:43	33:17

RUSHING		BENGALS		COWBOYS	
BENGALS	Att Yds Lg TD	Att Yds Lg TD	COWBOYS	Att Yds Lg TD	
R. Johnson	26 95 8 0	R. Johnson	26 95 8 0	R. Lee	6 39 13 0
R. Anderson	10 29 12 0	K. Watson	2 10 9 0	R. Anderson	10 29 12 0
E. George	3 23 5 0	C. Russell	1 10 10 0	E. George	3 23 5 0
V. Testaverde	3 18 10 0	C. Palmer	2 1 21 1	V. Testaverde	3 18 10 0
TOTALS	27 109 13 0	TOTALS	31 116 10 1	TOTALS	27 109 13 0

PASSING		BENGALS		COWBOYS	
BENGALS	Att Cmp Yds TD-I	Att Cmp Yds TD-I	COWBOYS	Att Cmp Yds TD-I	
V. Testaverde	30 18 207 0-3	C. Palmer	32 21 212 1-0	V. Testaverde	30 18 207 0-3
TOTALS	30 18 207 0-3	TOTALS	32 21 212 1-0	TOTALS	30 18 207 0-3

RECEIVING		BENGALS		COWBOYS	
BENGALS	No Yds Lg TD	No Yds Lg TD	COWBOYS	No Yds Lg TD	
C. Johnson	8 74 23 0	C. Johnson	8 74 23 0	J. Witten	6 97 33 0
R. Johnson	4 19 8 0	R. Johnson	4 19 8 0	K. Johnson	4 58 26 0
R. Anderson	3 11 8 0	J. Johnson	3 11 8 0	R. Anderson	4 21 13 0
P. Clayton	2 14 8 0	M. Schobel	2 84 76 1	P. Clayton	2 14 8 0
Ra. Williams	1 14 14 0	R. Kelly	2 9 5 0	Ra. Williams	1 14 14 0
E. George	1 3 3 0	T. Houshmandzadeh	1 8 8 0	E. George	1 3 3 0
		K. Walter	1 7 7 0		
TOTALS	18 207 33 0	TOTALS	21 212 76 1	TOTALS	18 207 33 0

INDIVIDUAL DEFENSE
DALLAS (press box stats) — **Leading Tacklers:** L. Frazier 7-1-8, D. Coakley 6-2-8. **Sacks:** None. **Int.:** None. **FF:** None. **FR:** None.
CINCINNATI (coaches' stats) — **Leading Tackler:** M. Williams 3-6-9. **Sacks:** R. Geathers 1-5. **Int.:** T. James 1-0, D. O'Neal 1-0, M. Williams 1-0. **FF:** R. Geathers 1, T. James 1. **FR:** B. Simmons 1-18, A. Mitchell 1-0.

Game 9 Bengals 17, Redskins 10

Sunday, Nov. 14, at FedExField

The Bengals came within less than six minutes of their first shutout since 1989, mounting a 17-0 first-half lead that held until the Redskins broke the scoring ice with a FG with 5:46 to play. Washington threatened a comeback by scoring its only TD of the day on Patrick Ramsey's 9-yard pass to Chris Cooley with 2:22 remaining, but Cincinnati's Marcus Wilkins recovered an ensuing onside kick, and Bengals S Kim Herring intercepted a last-ditch Washington pass after the Redskins got the ball back at their 11-yard line with no timeouts and just 1:01 left. The Bengals defense recorded 5 sacks by five different players, and the offense allowed no sacks for the second straight game. Bengals HB Rudi Johnson rushed for 102 yards and a TD, while Carson Palmer passed 1 yard to TE Tony Stewart for Cincinnati's other TD. The official attendance of 87,786 was the largest ever for a Bengals regular-season game. The Bengals won for the third time in four games and improved to 4-5 on the season, while Washington fell to 3-6.

Cincinnati	7	10	0	0	—	17
Washington	0	0	0	10	—	10

TEAM	SCORING PLAY	QTR-LEFT
Cin.	R. Johnson 1 run (S. Graham kick)	1-5:37
Cin.	T. Stewart 1 pass from C. Palmer (S. Graham kick)	2-12:26
Cin.	S. Graham 41 field goal	2-7:28
Wash.	O. Kimrin 33 field goal	4-5:46
Wash.	C. Cooley 9 pass from P. Ramsey (O. Kimrin kick)	4-2:22

Missed FG: O. Kimrin, Wash. (47WL)

Attendance: 87,786. Time: 3:06.

CINCINNATI WASHINGTON

First downs	19	17
Third down conversions-attempts	8-17	4-16
Total net yards	316	268
Net yards rushing	99	87
Net yards passing	217	181
Pass attempts-completions-interceptions	39-24-2	46-19-3
Sacks against-yards lost	0-0	5-35
Punts-average	6-39.7	6-42.5
Punt returns-yards	4-8	4-35
Kickoff returns-yards	2-29	4-64
Penalties-yards	5-50	7-50
Fumbles-lost	1-1	1-0
Time of possession	32:50	27:10

RUSHING

BENGALS	Att	Yds	Lg	TD	REDSKINS	Att	Yds	Lg	TD
R. Johnson	31	102	16	1	C. Portis	17	81	11	0
T. Houshmandzadeh	1	0	0	0	M. Brunell	2	3	2	0
C. Palmer	2	-3	-1	0	P. Ramsey	1	3	3	0
TOTALS	34	99	16	1	TOTALS	20	87	11	0

PASSING

BENGALS	Att	Cmp	Yds	TD-I	REDSKINS	Att	Cmp	Yds	TD-I
C. Palmer	39	24	217	1-2	P. Ramsey	37	18	210	1-2
					M. Brunell	8	1	6	0-1
					R. Gardner	1	0	0	0-0
TOTALS	39	24	217	1-2	TOTALS	46	19	216	1-3

RECEIVING

BENGALS	No	Yds	Lg	TD	REDSKINS	No	Yds	Lg	TD
T. Houshmandzadeh	7	59	13	0	L. Coles	6	74	22	0
C. Johnson	6	89	34	0	T. Jacobs	4	37	14	0
K. Washington	4	23	15	0	C. Portis	4	32	14	0
K. Walter	2	23	10	0	D. McCants	2	46	27	0
K. Watson	2	19	10	0	R. Gardner	2	18	12	0
T. Stewart	2	-4	3	1	C. Cooley	1	9	9t	1
J. Johnson	1	0	0	0					
TOTALS	24	217	34	1	TOTALS	19	216	27	1

INDIVIDUAL DEFENSE

CINCINNATI (coaches' stats) — **Leading Tackler:** L. Johnson 8-3-11. **Sacks:** L. Johnson 1-8, R. Geathers 1-7, Lan Moore 1-7, J. Smith 1-7, D. Clemons 1-5. **Int.:** B. Simmons 1-11, T. James 1-1, K. Herring 1-0. **FF:** Lan Moore 1. **FR:** None.

WASHINGTON (press box stats) — **Leading Tackler:** R. Clark 10-1-11. **Sacks:** None. **Int.:** W. Harris 1-31, S. Taylor 1-0. **FF:** J. Salavea. **FR:** M. Washington 1 (-4).

Game 10 Steelers 19, Bengals 14

Sunday, Nov. 21, at Paul Brown Stadium

The Bengals led 14-10 at halftime against a Pittsburgh club on a seven-game winning streak, but the Steelers controlled the action in the second half and extended their streak to eight. Cincinnati had only 2 first downs and 42 yards net offense in the second half, including no first downs and only 14 yards in the fourth quarter. The Bengals were further hampered by a season-high 97 yards in penalties, 75 of those yards coming in the second half. The Steelers got the game-winning score late in the third quarter, driving 53 yards after forcing a Cincinnati punt from the end zone. Ben Roethlisberger passed 8 yards to FB Dan Kreider for the TD on a third-and-2 play. Cincinnati's Carson Palmer threw first-half TD passes of 36 yards to WR Chad Johnson and 19 yards to WR Kelley Washington, but the Steelers outpaced the Bengals 151-62 in rushing yards. The Cincinnati defense recorded a season-high 7 sacks. The attendance total of 65,780 was the second-highest home mark in Bengals history. The Bengals fell to 4-6 on the season while Pittsburgh improved to 9-1.

Pittsburgh	3	7	7	2	—	19
Cincinnati	7	7	0	0	—	14

TEAM	SCORING PLAY	QTR-LEFT
Pitt.	J. Reed 32 field goal	1-3:56
Cin.	C. Johnson 36 pass from C. Palmer (S. Graham kick)	1-1:05
Pitt.	J. Farrow 14 interception return (J. Reed kick)	2-7:03
Cin.	K. Washington 19 pass from C. Palmer (S. Graham kick)	2-3:56
Pitt.	D. Kreider 8 pass from B. Roethlisberger (J. Reed kick)	3-2:46
Pitt.	C. Palmer penalty (intentional grounding) in end zone for safety	4-2:38

Missed FG: None.

Attendance: 65,780. Time: 2:56.

PITTSBURGH CINCINNATI

First downs	21	10
Third down conversions-attempts	8-18	2-10
Total net yards	235	209
Net yards rushing	151	62
Net yards passing	84	147
Pass attempts-completions-interceptions	21-15-0	25-13-1
Sacks against-yards lost	7-54	3-18
Punts-average	7-40.1	7-46.7
Punt returns-yards	7-63	3-11
Kickoff returns-yards	4-84	4-79
Penalties-yards	8-56	10-97
Fumbles-lost	2-1	1-0
Time of possession	38:56	21:04

RUSHING

STEELERS	Att	Yds	Lg	TD	BENGALS	Att	Yds	Lg	TD
J. Bettis	29	129	11	0	R. Johnson	16	62	15	0
B. Roethlisberger	9	16	4	0					
V. Haynes	2	6	3	0					
TOTALS	40	151	11	0	TOTALS	16	62	15	0

PASSING

STEELERS	Att	Cmp	Yds	TD-I	BENGALS	Att	Cmp	Yds	TD-I
B. Roethlisberger	21	15	138	1-0	C. Palmer	25	13	165	2-1
TOTALS	21	15	138	1-0	TOTALS	25	13	165	2-1

RECEIVING

STEELERS	No	Yds	Lg	TD	BENGALS	No	Yds	Lg	TD
D. Kreider	4	22	8t	1	C. Johnson	5	80	36t	1
P. Burress	3	45	21	0	K. Washington	3	47	21	1
H. Ward	3	15	6	0	T. Houshmandzadeh				
A. Randle El	2	17	11	0					
J. Turman	1	25	26	0	J. Johnson	1	9	9	0
L. Mays	1	9	9	0	K. Walter	1	4	4	0
J. Bettis	1	3	3	0	R. Johnson	1	1	1	0
TOTALS	15	138	26	1	TOTALS	13	165	36t	2

INDIVIDUAL DEFENSE

PITTSBURGH (press box stats) — **Leading Tackler:** W. Williams 8-1-9. **Sacks:** A. Smith 1-9, J. Porter 1-8, K. Von Oshoffen 1-1. **Int.:** J. Farrow 1-14. **FF:** None. **FR:** None.

CINCINNATI (coaches' stats) — **Leading Tackler:** L. Johnson 11-9-20. **Sacks:** D. Clemons 2.5-18.5, J. Smith 1.5-13.5, M. Williams 1-11, L. Johnson 1-6, K. Hardy 1-5. **Int.:** None. **FF:** D. Clemons 1. **FR:** J. Smith 1-0.

Game 11 Bengals 58, Browns 48

Sunday, Nov. 28, at Paul Brown Stadium

The Bengals posted their third-highest point total in franchise history, and the total points (106) were second-most in NFL history, behind only the 113-point total in a 72-41 win by Washington over the N.Y. Giants on Nov. 27, 1966. Cincinnati HB Rudi Johnson rushed for a career-high 202 yards, fourth-most in Bengals history, and QB Carson Palmer had his first game with 4 TD passes. Cincinnati had 14-point leads at 27-13, 34-20 and 41-27, but the Browns rallied for a 48-44 lead early in the fourth quarter. Past that point, however, the Browns offense did not cross Cincinnati's 40-yard line, and the Bengals added 2 more TDs. The Bengals improved to 5-6 on the season, and the Browns fell to 3-7.

Cleveland.....	10	3	21	14	—	48
Cincinnati.....	14	13	14	17	—	58

TEAM	SCORING PLAY	QTR-LEFT
Cle.	S. Heiden 7 pass from K. Holcomb (P. Dawson kick).....	1-14:27
Cin.	K. Washington 18 pass from C. Palmer (S. Graham kick).....	1-12:58
Cin.	C. Johnson 46 pass from C. Palmer (S. Graham kick).....	1-10:07
Cle.	P. Dawson 23 field goal.....	1-5:14
Cin.	P. Dawson 29 field goal.....	2-14:56
Cin.	T. Houshmandzadeh 3 pass from C. Palmer (S. Graham kick).....	2-6:19
Cin.	S. Graham 21 field goal.....	2-1:17
Cin.	S. Graham 32 field goal.....	2-0:02
Cle.	S. Heiden 20 pass from K. Holcomb (P. Dawson kick).....	3-13:34
Cin.	T. Houshmandzadeh 53 pass from C. Palmer (S. Graham kick).....	3-12:05
Cle.	A. Bryant 9 pass from K. Holcomb (P. Dawson kick).....	3-8:35
Cin.	R. Johnson 7 run (S. Graham kick).....	3-4:34
Cle.	A. Bryant 55 pass from K. Holcomb (P. Dawson kick).....	3-3:39
Cin.	S. Graham 36 field goal.....	4-14:15
Cin.	W. Green 1 run (P. Dawson kick).....	4-10:51
Cle.	S. Heiden 1 pass from K. Holcomb (P. Dawson kick).....	4-10:22
Cin.	R. Johnson 7 run (S. Graham kick).....	4-6:29
Cin.	D. O'Neal 31 interception return (S. Graham kick).....	4-1:43

Missed FG: None.
Attendance: 65,677. Time: 3:17.

	CLEVELAND	CINCINNATI
First downs.....	23	26
Third down conversions-attempts.....	4-12	7-11
Total net yards.....	462	504
Net yards rushing.....	76	253
Net yards passing.....	386	251
Pass attempts-completions-interceptions.....	39-30-2	29-22-3
Sacks against-yards lost.....	3-27	0-0
Punts-average.....	4-44.3	2-52.5
Punt returns-yards.....	2-6	2-60
Kickoff returns-yards.....	10-212	9-200
Penalties-yards.....	12-67	8-63
Fumbles-lost.....	3-0	0-0
Time of possession.....	28:41	31:19

RUSHING												
BROWNS				BENGALS				TOTALS				
Att	Yds	Lg	TD	Att	Yds	Lg	TD	Att	Yds	Lg	TD	
W. Green	15	75	46	1	R. Johnson	26	202	52	2			
T. Smith	1	1	1	0	T. Houshmandzadeh	2	17	9	0			
K. Holcomb	1	0	0	0	K. Watson	1	15	15	0			
					C. Palmer	2	10	11	0			
					C. Johnson	1	9	9	0			
TOTALS	17	76	46	1	TOTALS	32	253	52	2			

PASSING												
BROWNS				BENGALS				TOTALS				
Att	Cmp	Yds	TD-1	Att	Cmp	Yds	TD-1	Att	Cmp	Yds	TD-1	
K. Holcomb	39	30	413	5-2	C. Palmer	29	22	251	4-3			
TOTALS	39	30	413	5-2	TOTALS	29	22	251	4-3			

RECEIVING												
BROWNS				BENGALS				TOTALS				
No	Yds	Lg	TD	No	Yds	Lg	TD	No	Yds	Lg	TD	
A. Bryant	8	131	55t	2	C. Johnson	10	117	46t	1			
S. Heiden	7	82	30	3	T. Houshmandzadeh	4	79	53t	2			
D. Nottcutt	5	87	39	0	A. Washington	3	35	18t	1			
A. Shea	5	67	22	0	K. Walter	2	12	6	0			
F. Jackson	2	30	20	0	J. Johnson	2	3	2	0			
W. Green	2	15	9	0	R. Johnson	1	5	5	0			
T. Smith	1	1	1	0								
TOTALS	30	413	55t	5	TOTALS	22	251	53t	4			

INDIVIDUAL DEFENSE

CLEVELAND (press box stats) — **Leading Tackler:** W. Holdman 6-3-9. **Sacks:** None. **Int.:** A. Henry 1-32, A. Davis 1-30. **B. Gardner** 1-30. **FF:** None. **FR:** None.

CINCINNATI (coaches' stats) — **Leading Tacklers:** B. Simmons 7-2-9, L. Johnson 5-4-9. **Sacks:** R. Geathers 1-5, 15-0, J. Thornton 1-7, J. Smith 0-5-5. **Int.:** D. O'Neal 1-31, T. James 1-13. **FF:** None. **FR:** None.

Game 12 Bengals 27, Ravens 26

Sunday, Dec. 5, at M&T Bank Stadium

Down 20-3 after three periods, the Bengals exploded for a 24-point fourth quarter and defeated Baltimore for the second-biggest road comeback (17-point deficit) in franchise history. QB Carson Palmer threw 3 fourth-quarter TD passes, the third giving Cincinnati a 24-23 lead with 5:38 to play, but the Ravens went back ahead 26-24 on Matt Stover's 45-yard FG with 1:42 left. Though Palmer was sacked for an 8-yard loss on the first play of the ensuing possession, the Bengals responded with an 8-play, 60-yard drive to set up Shayne Graham's game-winning 24-yard FG at the final gun. Palmer posted season/career highs in passer rating (127.1), yards (382), completions (29) and completion percentage (80.6). WR T.J. Houshmandzadeh had 10 catches for a career-high 171 yards, and WR Chad Johnson had a career-high 161 yards while yielding his high for catches (10). Houshmandzadeh's and Johnson's 332 combined yards were the most ever by two Bengals receivers in one game. The Bengals improved to 6-6 on the season while Baltimore fell to 7-5.

Cincinnati.....	0	3	0	24	—	27
Baltimore.....	3	3	14	6	—	26

TEAM	SCORING PLAY	QTR-LEFT
Balt.	M. Stover 20 field goal.....	1-9:16
Cin.	S. Graham 41 field goal.....	2-2:25
Balt.	M. Stover 22 field goal.....	2-0:04
Balt.	C. Taylor 1 run (M. Stover kick).....	3-8:13
Balt.	C. McAllister 64 fumble recovery (M. Stover kick).....	3-2:29
Cin.	C. Johnson 13 pass from C. Palmer (S. Graham kick).....	4-14:55
Cin.	C. Johnson 12 pass from C. Palmer (S. Graham kick).....	4-10:39
Balt.	M. Stover 38 field goal.....	4-8:34
Cin.	T. Houshmandzadeh 9 pass from C. Palmer (S. Graham kick).....	4-5:38
Balt.	M. Stover 45 field goal.....	4-1:42
Cin.	S. Graham 24 field goal.....	4-0:00

Missed FG: S. Graham, Cin. (53SH).
Attendance: 69,695. Time: 3:02.

	CINCINNATI	BALTIMORE
First downs.....	23	21
Third down conversions-attempts.....	2-9	6-13
Total net yards.....	453	356
Net yards rushing.....	98	192
Net yards passing.....	355	164
Pass attempts-completions-interceptions.....	36-29-1	33-19-1
Sacks against-yards lost.....	3-27	1-8
Punts-average.....	4-38.3	4-41.5
Punt returns-yards.....	1-8	2-4
Kickoff returns-yards.....	7-148	5-104
Penalties-yards.....	5-45	4-30
Fumbles-lost.....	1-1	2-1
Time of possession.....	31:20	28:40

RUSHING												
BENGALS				RAVENS				TOTALS				
Att	Yds	Lg	TD	Att	Yds	Lg	TD	Att	Yds	Lg	TD	
R. Johnson	19	56	12	0	C. Taylor	23	139	47	1			
K. Watson	1	19	19	0	J. White	6	43	16	0			
T. Houshmandzadeh	1	16	16	0	K. Bolter	2	10	10	0			
C. Palmer	2	7	9	0								
J. Johnson	1	0	0	0								
TOTALS	24	98	19	0	TOTALS	31	192	47	1			

PASSING												
BENGALS				RAVENS				TOTALS				
Att	Cmp	Yds	TD-1	Att	Cmp	Yds	TD-1	Att	Cmp	Yds	TD-1	
C. Palmer	36	29	382	3-1	K. Bolter	33	19	172	0-1			
TOTALS	36	29	382	3-1	TOTALS	33	19	172	0-1			

RECEIVING												
BENGALS				RAVENS				TOTALS				
No	Yds	Lg	TD	No	Yds	Lg	TD	No	Yds	Lg	TD	
T. Houshmandzadeh	10	171	34	1	T. Jones	3	38	19	0			
C. Johnson	10	161	51	2	C. Taylor	9	25	13	0			
R. Kelly	4	25	11	0	T. Hays	3	22	8	0			
M. Schobel	2	11	11	0	T. Taylor	2	40	24	0			
K. Watson	1	7	7	0	C. Moore	2	9	8	0			
T. Stewart	1	4	4	0	D. Dirks	1	9	9	0			
R. Johnson	1	3	3	0	A. Ricard	1	4	4	0			
					J. White	1	-2	-2	0			
TOTALS	29	382	51	3	TOTALS	19	172	24	0			

INDIVIDUAL DEFENSE

CINCINNATI (coaches' stats) — **Leading Tackler:** B. Simmons 11-3-14. **Sacks:** D. O'Neal 1-8. **Int.:** M. Williams 1-0. **FF:** None. **FR:** None.

BALTIMORE (press box stats) — **Leading Tackler:** W. Demps 13-1-14. **Sacks:** A. Thomas 1-10, T. Suggs 1-9, A. Weaver 1-8. **Int.:** E. Reed 1-21. **FF:** E. Reed 1. **FR:** E. Reed 1-22.

Game 13 Patriots 35, Bengals 28

Sunday, Dec. 12, at Gillette Stadium

The Bengals piled up 478 offensive yards, the most allowed all season by New England, but Cincinnati had 2 offensive giveaways in the red zone and finished the day minus-3 in turnover differential, as New England snagged 2 INTs and had 1 FR while suffering no giveaways. Bengals starting QB Carson Palmer was sidelined in the third quarter with a knee sprain and was replaced by Jon Kitna, the first action for a Bengals QB other than Palmer all season. The Bengals rallied from a 35-14 deficit to close within 35-28 with 3:50 to play on Kitna's 27-yard TD pass to WR Kelley Washington, but the Patriots were able to run out the clock on their ensuing possession. Bengals WR T.J. Houshmandzadeh had a career-high 12 catches (for 145 yards), one short of the team record. The 12 catches gave Houshmandzadeh 22 catches in two games, the most ever by a Bengal in consecutive contests. The Bengals fell to 6-7 on the season, while New England improved to 12-1 and extended to 18 its home-field winning streak.

Cincinnati0	14	7	7	—	28
New England7	21	7	0	—	35

TEAM	SCORING PLAY	QTR-LEFT
N.E.	C. Dillon 1 run (A. Vinatieri kick)	1-5:08
Cin.	M. Schobel 2 pass from C. Palmer (S. Graham kick)	2-10:03
N.E.	D. Patten 46 pass from T. Brady (A. Vinatieri kick)	2-8:31
N.E.	A. Samuel 34 interception return (A. Vinatieri kick)	2-8:19
Cin.	C. Johnson 5 pass from C. Palmer (S. Graham kick)	2-2:31
N.E.	K. Faulk 4 run (A. Vinatieri kick)	2-0:22
N.E.	C. Fauria 17 pass from T. Brady (A. Vinatieri kick)	3-9:14
Cin.	K. Larson 11 run (S. Graham kick)	3-3:10
Cin.	K. Washington 27 pass from J. Kitna (S. Graham kick)	4-3:50

Missed FG: None.

Attendance: 68,756. Time: 3:05.

CINCINNATI NEW ENGLAND

First downs2622
Third down conversions-attempts9-134-10
Total net yards478351
Net yards rushing15094
Net yards passing328257
Pass attempts-completions-interceptions37-27-226-18-0
Sacks against-yards lost0-01-3
Punts-average2-35.03-54.0
Punt returns-yards3-350-0
Kickoff returns-yards5-1085-109
Penalties-yards9-752-13
Fumbles-lost2-10-0
Time of possession33:1126:49

RUSHING

BENGALS	Att	Yds	Lg	TD	PATRIOTS	Att	Yds	Lg	TD
R. Johnson	24	89	18	0	C. Dillon	22	88	16	1
C. Palmer	2	19	14	0	K. Faulk	1	4	4	1
K. Watson	2	12	9	0	T. Brady	5	2	3	0
K. Larson	1	11	11	1	L. Tzoo	1	0	0	0
C. Johnson	1	10	10	0					
J. Kitna	1	9	9	0					
TOTALS	31	150	18	1	TOTALS	29	94	16	2

PASSING

BENGALS	Att	Cmp	Yds	TD-1	PATRIOTS	Att	Cmp	Yds	TD-1
C. Palmer	24	18	202	2-1	T. Brady	26	18	260	2-0
J. Kitna	13	9	125	1-1					
TOTALS	37	27	328	3-2	TOTALS	26	18	260	2-0

RECEIVING

BENGALS	No	Yds	Lg	TD	PATRIOTS	No	Yds	Lg	TD
T. Houshmandzadeh	12	145	33	0	D. Patten	5	107	48	1
C. Johnson	5	80	27	1	D. Branch	3	44	23	0
K. Washington	2	35	27	1	C. Fauria	3	33	17	1
R. Johnson	2	35	30	0	T. Brown	2	27	20	0
K. Watson	2	15	9	0	P. Pass	2	22	15	0
K. Walter	1	11	11	0	J. Weaver	2	14	9	0
R. Kelly	1	5	5	0	K. Faulk	1	13	13	0
M. Schobel	1	2	2	1					
J. Johnson	1	0	0	0					
TOTALS	27	328	33	3	TOTALS	18	260	48	2

INDIVIDUAL DEFENSECINCINNATI (coaches' stats) — **Leading Tackler:** L. Johnson 4-8-12. **Sacks:** D. Clemons 1-3. **Int.:** None. **FF:** None. **FR:** None.NEW ENGLAND (press box stats) — **Leading Tackler:** T. Bruschi 10-4-14. **Sacks:** None. **Int.:** A. Samuel 1-34, T. Brown 1-5. **FF:** R. Harrison 1-4. **FR:** W. McGinest 1-0.**Game 14 Bills 33, Bengals 17**

Sunday, Dec. 19, at Paul Brown Stadium

Big plays were the Bengals' undoing as the Bills knocked Cincinnati out of playoff contention. The Bengals played for the first time in 2004 with Jon Kitna as starting QB, as Carson Palmer was sidelined with a knee injury suffered in the previous game. The Bengals took a 7-0 first-quarter lead on a 3-yard Rudy Johnson run, but after making their own offensive drive to tie the score, the Bills blocked a punt for a TD and got another score on a 62-yard INT return by former Bengals LB Takeo Spikes. That put the Bengals down 21-7 with 12:36 still to play in the second quarter, and Cincinnati was not able to close the gap under 10. Buffalo won with relative ease despite trailing 275-212 in total yards, the fewest yards allowed all season by the Bengals. Bengals HB Rudy Johnson rushed for 130 yards, tying a club record by posting his fifth 100-plus game of the season. The Bengals fell to 6-8 on the season and the Bills improved to 8-6.

Buffalo14	13	0	6	—	33
Cincinnati7	3	0	7	—	17

TEAM SCORING PLAY QTR-LEFT

Cin.	R. Johnson 3 run (S. Graham kick)	1-4:48
Buff.	L. Evans 5 pass from D. Bledsoe (R. Lindell kick)	1-4:07
Buff.	J. Peters blocked punt recovery in end zone (R. Lindell kick)	1-3:37
Buff.	T. Spikes 62 interception return (R. Lindell kick)	2-12:36
Cin.	S. Graham 24 field goal	2-6:53
Buff.	R. Lindell 23 field goal	2-1:13
Buff.	R. Lindell 39 field goal	2-0:00
Buff.	R. Lindell 21 field goal	4-12:58
Buff.	R. Lindell 33 field goal	4-5:31
Cin.	M. Schobel 4 pass from J. Kitna (S. Graham kick)	4-3:09

Missed FG: None.

Attendance: 65,378. Time: 3:19.

BUFFALO CINCINNATI

First downs1316
Third down conversions-attempts3-136-15
Total net yards212275
Net yards rushing43149
Net yards passing169126
Pass attempts-completions-interceptions30-15-032-16-2
Sacks against-yards lost2-143-25
Punts-average5-45.06-34.0
Punt returns-yards4-44-21
Kickoff returns-yards3-816-109
Penalties-yards4-377-62
Fumbles-lost5-13-2
Time of possession28:5731:03

RUSHING

BILLS	Att	Yds	Lg	TD	BENGALS	Att	Yds	Lg	TD
S. Williams	14	30	9	0	R. Johnson	23	130	31	1
W. McGahee	11	25	14	0	K. Watson	3	9	4	0
D. Bledsoe	2	13	8	0	J. Kitna	4	8	4	0
B. Mooreman	1	-11	-11	0	C. Johnson	1	2	2	0
L. Evans	1	-14	-14	0					
TOTALS	29	43	14	0	TOTALS	31	149	31	1

PASSING

BILLS	Att	Cmp	Yds	TD-1	BENGALS	Att	Cmp	Yds	TD-1
D. Bledsoe	30	15	183	1-0	J. Kitna	32	16	151	1-2
TOTALS	30	15	183	1-0	TOTALS	32	16	151	1-2

RECEIVING

BILLS	No	Yds	Lg	TD	BENGALS	No	Yds	Lg	TD
L. Evans	5	101	60	1	K. Washington	4	60	21	0
E. Moulds	5	47	11	0	T. Houshmandzadeh	4	43	24	0
Jo. Reed	2	24	13	0	R. Kelly	3	18	10	0
W. McGahee	2	1	6	0	M. Schobel	3	20	10	1
S. Williams	1	10	10	0	R. Kelly	3	18	10	0
					C. Johnson	2	10	7	0
TOTALS	15	183	60	1	TOTALS	16	151	24	1

INDIVIDUAL DEFENSEBUFFALO (press box stats) — **Leading Tackler:** L. Fletcher 6-3-9. **Sacks:** S. Adams 1-11, L. Fletcher 1-10, A. Schobel 1-4. **Int.:** T. Spikes 1-62, C. Kelsay 1-3. **FF:** N. Clements 1, A. Schobel 1. **FR:** L. Fletcher 1-0, T. Spikes 1-0.CINCINNATI (coaches' stats) — **Leading Tackler:** C. Powell 7-4-11. **Sacks:** C. Powell 2-14. **Int.:** None. **FF:** T. James 1, C. Powell 1. **FR:** K. Ratliff 1-0.

Game 15 Bengals 23, Giants 22

Sunday, Dec. 26, at Paul Brown Stadium

QB Jon Kitna, filling in for the injured Carson Palmer, connected with WR Chad Johnson for a 4-yard TD pass with 0:44 to play, lifting the Bengals to victory from a 22-17 deficit. The offense had to drive only 24 yards for the winning TD, thanks to a 42-yard punt return by rookie Keiwan Ratliff. The Bengals held earlier leads of 7-0 and 17-16, but the Giants kept the pressure on by scoring on six straight possessions. But on the last five of those possessions, the Bengals limited New York to FGs. After Johnson's second TD put Cincinnati ahead 23-22, the Giants returned the ensuing kickoff 35 yards, and with the addition of a 5-yard penalty, they took over at the Bengals' 47 with 36 seconds and two timeouts remaining. But on the first scrimmage play, rookie DE Robert Geathers tipped Eli Manning's pass, and DE Carl Powell intercepted to clinch the win. The Bengals improved to 7-8 on the season, and the Giants fell to 5-10.

New York Giants.....	0	13	3	6	—	22
Cincinnati.....	7	3	7	6	—	23

TEAM	SCORING PLAY	QTR-LEFT
Cin.	C. Johnson 5 pass from J. Kitna (S. Graham kick)	1-5:26
NYG	T. Barber 1 run (S. Christie kick)	2-12:49
Cin.	S. Graham 42 field goal	2-9:46
NYG	S. Christie 31 field goal	2-5:22
NYG	S. Christie 36 field goal	2-0:00
NYG	S. Christie 44 field goal	3-7:36
Cin.	R. Johnson 1 run (S. Graham kick)	3-1:21
NYG	S. Christie 41 field goal	4-12:38
NYG	S. Christie 28 field goal	4-5:15
Cin.	C. Johnson 4 pass from J. Kitna (pass failed)	4-0:44

Missed FG: None.

Attendance: 64,606. Time: 3:04.

	NEW YORK			CINCINNATI		
First downs.....	18	16	16			
Third down conversions-attempts.....	6-15	6-13	13			
Total net yards.....	326	233	233			
Net yards rushing.....	142	63	63			
Net yards passing.....	184	170	170			
Pass attempts-completions-interceptions.....	37-19-1	32-20-1	32-20-1			
Sacks against-yards lost.....	2-17	3-16	3-16			
Punts-average.....	4-38.0	3-46.7	3-46.7			
Punt returns-yards.....	2-3	3-61	3-61			
Kickoff returns-yards.....	5-121	6-132	6-132			
Penalties-yards.....	9-85	3-20	3-20			
Fumbles-lost.....	1-0	3-1	3-1			
Time of possession.....	30:46	29:14	29:14			

GIANTS	RUSHING			BENGALS	Att	Yds	Lg	TD	
	Att	Yds	Lg						
T. Barber	22	109	21	1	R. Johnson	19	31	11	1
R. Dayne	6	33	11	0	J. Kitna	2	14	15	0
					K. Watson	2	7	6	0
					T. Houshmandzadeh				
					J. Johnson	1	7	7	0
					J. Johnson	1	4	4	0
TOTALS	28	142	21	1	TOTALS	25	63	15	1

GIANTS	PASSING				BENGALS	Att	Cmp	Yds	TD-1
	Att	Cmp	Yds	TD-1					
E. Manning	37	19	201	0-1	J. Kitna	32	20	186	2-1
TOTALS	37	19	201	0-1	TOTALS	32	20	186	2-1

GIANTS	RECEIVING			BENGALS	No	Yds	Lg	TD	
	No	Yds	Lg						
J. Shockey	6	64	27	0	C. Johnson	8	46	10	2
I. Hilliard	4	46	20	0	T. Houshmandzadeh				
A. Toner	3	35	16	0	R. Johnson	5	64	19	0
D. Iyere	2	35	25	0	J. Johnson	2	13	11	0
T. Barber	2	14	8	0	K. Watson	1	21	21	0
J. Finn	2	7	5	0	M. Schobel	1	13	13	0
					K. Washington	1	13	13	0
					K. Walter	1	10	10	0
					J. Johnson	1	6	6	0
TOTALS	19	201	27	0	TOTALS	20	186	21	2

INDIVIDUAL DEFENSE

NEW YORK (press box stats) — **Leading Tacklers:** W. Peterson 6-0-6, C. Emmons 4-2-6. **Sacks:** R. Torbor 1-5-7, N. Greisen 1-8, F. Robbins 0-5-1. **Int.:** F. Walker 1-10. **FF:** N. Greisen 1, F. Walker 1. **FR:** B. Alexander 1-29.

CINCINNATI (coaches' stats) — **Leading Tackler:** L. Johnson 7-4-14. **Sacks:** J. Smith 1-9, M. Williams 1-8. **Int.:** C. Powell 1-(-2). **FF:** B. Simmons 1. **FR:** None.

Game 16 Bengals 38, Eagles 10

Sunday, Jan. 2, at Lincoln Financial Field

The Bengals took advantage of a 13-2 Eagles team that had home-field advantage clinched for the NFC playoffs. Philadelphia chose not to play several of its key performers and wound up as Cincinnati's most lopsided victim since a 38-3 Bengals win at Houston in Game 8 of 2002. Though the Eagles outgained the Bengals 342-308, the Bengals posted a plus-5 reading in turnover differential, intercepting 3 Eagles passes and recovering 2 fumbles while having no offensive giveaways. Bengals HB Rudi Johnson scored a career-high 3 TDs while rushing for 99 yards on 28 carries, and Johnson's game totals lifted him to single-season team records for rushing yards (1454) and carries (361). Jon Kitna started at QB for the third straight game, replacing the injured Carson Palmer, and had a 20-yard TD pass to T.J. Houshmandzadeh. Bengals K Shayne Graham scored 8 points and finished the season with 122, breaking the previous team record of 121 set by Doug Peltrey in 1995. The Bengals finished the season at 8-8, while the Eagles closed at 13-3.

Cincinnati.....	0	17	14	7	—	38
Philadelphia.....	0	3	0	7	—	10

TEAM	SCORING PLAY	QTR-LEFT
Cin.	R. Johnson 5 run (S. Graham kick)	2-14:18
Cin.	T. Houshmandzadeh 20 pass from J. Kitna (S. Graham kick)	2-8:02
Cin.	S. Graham 50 field goal	2-1:10
Phil.	D. Akers 46 field goal	3-7:36
Cin.	R. Geathers' 36 interception return (S. Graham kick)	3-6:20
Cin.	R. Johnson 6 run (S. Graham kick)	3-4:59
Cin.	R. Johnson 3 run (S. Graham kick)	4-10:14
Phil.	F. Mitchell 3 pass from J. Blake (D. Akers kick)	4-6:14

Missed FG: D. Akers, Phil. (45WL), S. Graham, Cin. (37WR)

Attendance: 67,074. Time: 3:16.

	CINCINNATI			PHILADELPHIA		
First downs.....	16	18	18			
Third down conversions-attempts.....	5-15	6-17	17			
Total net yards.....	308	342	342			
Net yards rushing.....	148	80	80			
Net yards passing.....	160	262	262			
Pass attempts-completions-interceptions.....	27-16-0	54-31-3	54-31-3			
Sacks against-yards lost.....	0-0	3-25	3-25			
Punts-average.....	7-41.7	5-39.0	5-39.0			
Punt returns-yards.....	1-4	5-16	5-16			
Kickoff returns-yards.....	3-48	7-96	7-96			
Penalties-yards.....	4-35	7-50	7-50			
Fumbles-lost.....	1-0	3-2	3-2			
Time of possession.....	29:32	30:28	30:28			

BENGALS	RUSHING			EAGLES	Att	Yds	Lg	TD	
	Att	Yds	Lg						
R. Johnson	28	99	25	3	E. McCoo	9	54	12	0
K. Watson	3	20	12	0	R. Mahle	7	26	22	0
C. Johnson	1	18	18	0					
J. Kitna	3	11	9	0					
TOTALS	35	148	25	3	TOTALS	16	80	22	0

BENGALS	PASSING				EAGLES	Att	Cmp	Yds	TD-1
	Att	Cmp	Yds	TD-1					
J. Kitna	27	16	160	1-0	K. Delmer	31	17	202	0-2
					J. Blake	23	14	85	1-1
TOTALS	27	16	160	1-0	TOTALS	54	31	287	1-3

BENGALS	RECEIVING			EAGLES	No	Yds	Lg	TD	
	No	Yds	Lg						
T. Houshmandzadeh	6	71	20	1	R. Mahle	8	62	30	0
C. Johnson	5	67	27	0	F. Mitchell	6	76	28	0
K. Watson	1	9	9	0	G. Lewis	6	53	22	0
J. Johnson	1	4	4	0	M. Barnum	3	27	14	0
M. Schobel	1	4	4	0	L. Smith	2	37	31	0
K. Washington	1	3	3	0	B. McMullen	2	19	15	0
T. Stewart	1	2	2	0	E. McCoo	2	15	8	0
					J. Parry	2	-2	0	0
TOTALS	16	160	27	1	TOTALS	31	287	31	1

INDIVIDUAL DEFENSE

CINCINNATI (coaches' stats) — **Leading Tackler:** L. Johnson 11-3-14. **Sacks:** J. Smith 1-10, J. Thornton 1-9, K. Hardy 1-6. **Int.:** R. Geathers 1-36, T. James 1-10, D. O'Neal 1-0. **FF:** L. Johnson 1, J. Smith 1. **FR:** J. Smith 1-0.

PHILADELPHIA (press box stats) — **Leading Tackler:** K. Adams 8-0-8. **Sacks:** None. **Int.:** None. **FF:** I. Reese 1. **FR:** None.

BENGALS 2004 PARTICIPATION CHART

PLAYER	Cin. G-S	1 @NYJ	2 Mia.	3 Balt.	4 @Pitt.	5 @Cle.	6 Den.	7 @Tenn.
Abdullah, Khalid	0-0	RI	RI	RI	RI	RI	RI	R
Anderson, Willie	16-16	ROT	ROT	ROT	ROT	ROT	ROT	ROT
Andrews, Stacy	1-0	IL	IL	IL	IL	IL	IL	IL
Askew, Matthias	5-0	P	IL	IL	IL	IL	IL	P
Augustin, Allen	0-0	PS	NWT	NWT	NWT	PS	PS	PS
Bauman, Rashad	4-0	P	P	P	P	IL	IL	IL
Beckett, Rogers	7-5	SS	IL	IL	SS	IL	IL	P
Braham, Rich	10-10	C	DNP	IL	IL	C	C	C
Bramlet, Casey	0-0	*IL	*IL	*IL	*IL	*IL	*IL	*IL
Brooks, Greg	0-0	IL	RI	RI	RI	RI	RI	RI
Broussard, Jamall	0-0	PS	PS	PS	PS	NWT	NWT	NWT
Chamberlin, Frank	0-0	RI	RI	RI	RI	RI	RI	RI
Cherry, Matt	0-0	NWT	NWT	NWT	NWT	NWT	NWT	NWT
Clemons, Duane	14-14	LDE	LDE	LDE	LDE	LDE	LDE	LDE
Cockheran, Jeremiah	0-0	NWT	NWT	NWT	NWT	NWT	NWT	NWT
Crawford, Derrick	0-0	NWT	NWT	NWT	NWT	NWT	NWT	NWT
Eastlick, Doug	0-0	NWT	NWT	NWT	NWT	NWT	NWT	NWT
Fontenot, Jerry	11-6	NWT	C	C	C	P	DNP	DNP
Gaethers, Robert	14-1	IL	IL	P	P	P	P	P
Ghent, Ronnie	0-0	NWT	NWT	NWT	NWT	NWT	PS	PS
Graham, Shayne	16-0	P	P	P	P	P	P	P
Hardy, Kevin	16-14	SLB	SLB	SLB	P	SLB	SLB	SLB
Herring, Kim	12-10	FS	IL	IL	FS	FS	FS	FS
Houshmandzadeh, T.J.	16-13	WR	WR	WR	P	WR	WR	WR
Jackson, LaDarius	0-0	RI	RI	RI	RI	RI	RI	RI
James, Tory	16-16	RCB	RCB	RCB	RCB	RCB	RCB	RCB
Johnson, Belton	0-0	RI	RI	RI	RI	RI	RI	RI
Johnson, Chad	16-16	WR	WR	WR	WR	WR	WR	WR
Johnson, Jeremi	16-6	P	P	P	FB	P	FB	P
Johnson, Landon	16-11	P	P	P	P	MLB	P	MLB
Johnson, Rudi	16-16	HB	HB	HB	HB	HB	HB	HB
Jones, Levi	16-16	LOT	LOT	LOT	LOT	LOT	LOT	LOT
Joseph, Ricot	0-0	RI	RI	RI	RI	RI	RI	RI
Kaevsiham, Kevin	15-6	P	FS	FS	IL	SS	SS	SS
Kelly, Reggie	16-15	TE	P	TE	TE	TE	TE	TE
Kitna, Jon	4-3	DNP	DNP	DNP	DNP	DNP	DNP	DNP
Kooistra, Scott	16-0	P	P	P	P	P	P	P
Larson, Kyle	16-0	P	P	P	P	P	P	P
Lougheed, Pete	0-0	PS	PS	PS	PS	PS	PS	PS
Lynch, James	1-0	IL	P	PS	PS	PS	PS	PS
Mabry, Mike	0-0	NWT	PS	PS	PS	PS	PS	PS
Mann, Maurice	0-0	PS	PS	PS	PS	PS	PS	PS
Martin, Terrence	2-0	NWT	NWT	NWT	NWT	NWT	NWT	NWT
Miller, Caleb	13-3	WLB	IL	P	LB	P	MLB	P
Milons, Freddie	0-0	NWT	NWT	NWT	NWT	NWT	NWT	NWT
Mitchell, Anthony	12-0	NWT	NWT	NWT	NWT	P	P	P
Moore, Langston	15-8	P	P	P	P	P	P	RDT
Moore, Larry	13-1	LG	IL	IL	DNP	P	P	P
Myles, Reggie	16-0	P	P	P	P	P	P	P
O'Neal, Deltha	12-10	IL	LCB	LCB	LCB	LCB	LCB	LCB
Palmer, Carson	13-13	QB	QB	QB	QB	QB	QB	QB
Patterson, Elton	2-0	PS	PS	P	P	NWT	NWT	NWT
Perry, Chris	2-0	IL	DNP	DNP	P	P	IL	IL
Powell, Carl	10-2	P	P	IL	IL	P	P	P
Ratliff, Keiwan	16-5	P	P	P	P	P	P	P
Richardson, Kyle	0-0	RI	RI	RI	RI	RI	RI	RI
Roberts, Terrell	11-1	P	P	P	nRDE	IL	IL	IL
Russell, Cliff	13-1	PS	PS	PS	WR	P	P	P
St. Louis, Brad	16-0	P	P	P	P	P	P	P
Schobel, Matt	16-1	P	P	P	P	P	P	P
Scott, Greg	1-0	PS	PS	PS	PS	PS	PS	P
Simmons, Brian	15-15	IL	WLB	WLB	LB	WLB	WLB	WLB
Smith, Justin	16-16	RDE	RDE	RDE	RDE	RDE	RDE	RDE
Smith, Shaun	3-1	NWT	NWT	NWT	NWT	NWT	NWT	NWT
Steinbach, Eric	16-15	P	LG	LG	LG	LG	LG	LG
Stevens, Larry	9-0	PS	PS	PS	PS	PS	PS	PS
Stewart, Tony	16-9	2ndTE	TE	2ndTE	P	2ndTE	P	2ndTE
Sultsted, Alex	4-0	P	P	P	P	IL	IL	IL
Szalay, Thatcher	0-0	RI	RI	NWT	NWT	NWT	NWT	NWT
Thornton, John	16-16	LDT	LDT	LDT	LDT	LDT	LDT	LDT
Walter, Kevin	16-0	P	P	P	P	P	P	P
Warrick, Peter	4-1	P	WR	P	IL	IL	P	IL
Washington, Kelley	16-2	P	P	P	P	P	P	P
Watson, Kenny	16-0	P	P	P	P	P	P	P
Weathersby, Dennis	0-0	RNFI	RNFI	RNFI	RNFI	RNFI	RNFI	RNFI
Webster, Nate	3-3	MLB	MLB	MLB	RI	RI	RI	RI
Wilkins, Marcus	16-0	P	P	P	P	P	P	P
Williams, Bobbie	16-16	RG	RG	RG	RG	RG	RG	RG
Williams, Brandon	0-0	NWT	NWT	NWT	NWT	NWT	NWT	NWT
Williams, Madieu	16-13	LCB	SS	SS	FS	P	P	P
Williams, Tony	6-6	RDT	RDT	RDT	RDT	RDT	RDT	RI
Wilson, Quincy	0-0	NWT	NWT	NWT	NWT	NWT	NWT	NWT

LEGEND (position abbreviation indicates start): **P** - played as a substitute, **DNP** - did not play (but on active roster), **IL** - inactive list, **PS** - practice squad, **RI** - reserve/injured list, **RNFI** - reserve/non-football injury list, **NWT** - not with team, * - designated third quarterback

PLAYER	8 Dafl.	9 @Wash.	10 Pitt.	11 Cle.	12 @Bal.	13 @N.E.	14 Buff.	15 NYG	16 @Phil.
Abdullah, Khalid	RI	RI	RI	RI	RI	RI	RI	RI	RI
Anderson, Willie	ROT	ROT	ROT	ROT	ROT	ROT	ROT	ROT	ROT
Andrews, Stacy	IL	IL	IL	IL	IL	IL	P	DNP	IL
Askew, Matthias	P	P	P	IL	RI	RI	RI	RI	RI
Augustin, Allen	PS	PS	PS	PS	PS	PS	PS	PS	PS
Bauman, Rashad	IL	P	IL	IL	RI	RI	RI	RI	RI
Beckett, Rogers	SS	P	SS	SS	IL	IL	IL	IL	RI
Braham, Rich	C	C	C	C	C	C	C	C	RI
Bramlet, Casey	*IL	*IL	*IL	*IL	*IL	*IL	DNP	DNP	DNP
Brooks, Greg	RI	RI	RI	RI	RI	RI	RI	RI	RI
Broussard, Jamall	NWT	NWT	NWT	NWT	NWT	NWT	NWT	NWT	NWT
Chamberlin, Frank	RI	RI	RI	RI	RI	RI	RI	RI	RI
Cherry, Matt	NWT	NWT	NWT	NWT	NWT	NWT	NWT	NWT	IL
Clemons, Duane	LDE	RDT	LDE	LDE	LDE	LDE	IL	IL	LDE
Cockheran, Jeremiah	NWT	NWT	NWT	NWT	PS	PS	PS	PS	PS
Crawford, Derrick	NWT	NWT	NWT	NWT	PS	PS	PS	PS	PS
Eastick, Doug	NWT	NWT	NWT	NWT	NWT	NWT	NWT	PS	PS
Fontenot, Jerry	DNP	DNP	P	P	P	P	C	C	C
Geathers, Robert	P	LDE	P	P	P	P	P	P	P
Ghent, Ronnie	PS	PS	PS	PS	PS	PS	PS	PS	PS
Graham, Shayne	P	P	P	P	P	P	P	P	P
Hardy, Kevin	SLB	P	SLB	SLB	SLB	SLB	SLB	SLB	SLB
Herring, Kim	IL	FS	P	P	FS	SS	SS	SS	SS
Houshmandzadeh, T.J.	WR	WR	P	WR	WR	WR	WR	WR	WR
Jackson, LaDarius	RI	RI	RI	RI	RI	RI	RI	RI	RI
James, Tony	RCB	RCB	RCB	RCB	RCB	RCB	RCB	RCB	RCB
Johnson, Belton	RI	RI	RI	RI	RI	RI	RI	RI	RI
Johnson, Chad	WR	WR	WR	WR	WR	WR	WR	WR	WR
Johnson, Jeremi	P	FB	FB	P	P	P	FB	WR	FB
Johnson, Landon	MLB	LB	MLB	MLB	MLB	MLB	MLB	MLB	MLB
Johnson, Rudi	HB	HB	HB	HB	HB	HB	HB	HB	HB
Jones, Levi	LOT	LOT	LOT	LOT	LOT	LOT	LOT	LOT	LOT
Joseph, Ricot	RI	RI	RI	RI	RI	RI	RI	RI	P
Kaesviharn, Kevin	P	SS	P	P	P	P	RI	RI	P
Kelly, Reggie	TE	TE	TE	TE	TE	TE	TE	TE	TE
Kitna, Jon	DNP	DNP	DNP	DNP	DNP	P	QB	QB	QB
Kooistra, Scott	P	P	P	P	P	P	P	P	P
Larson, Kyle	P	P	P	P	P	P	P	P	P
Lougheed, Pete	PS	PS	PS	PS	PS	PS	PS	PS	IL
Lynch, James	PS	PS	PS	PS	PS	PS	NWT	NWT	NWT
Mabry, Mike	PS	PS	PS	PS	NWT	NWT	NWT	NWT	NWT
Mann, Maurice	PS	PS	NWT	NWT	NWT	NWT	NWT	NWT	NWT
Martin, Terrance	IL	DNP	IL	P	IL	IL	DNP	IL	P
Miller, Caleb	P	IL	IL	P	P	P	P	P	P
Milons, Freddie	NWT	NWT	NWT	PS	PS	PS	PS	PS	PS
Mitchell, Anthony	P	P	P	P	P	P	P	P	P
Moore, Langston	RDT	P	RDT	RDT	RDT	RDT	RDT	RDT	RI
Moore, Larry	P	P	P	P	P	P	P	P	P
Myles, Reggie	P	P	P	P	P	P	P	P	P
O'Neal, Deltha	LCB	LCB	IL	LCB	P	IL	IL	P	LCB
Palmer, Carson	QB	QB	QB	QB	QB	QB	*IL	*IL	IL
Patterson, Elton	NWT	NWT	NWT	NWT	NWT	NWT	NWT	NWT	NWT
Perry, Chris	IL	IL	IL	IL	IL	DNP	IL	IL	RI
Powell, Carl	IL	IL	P	IL	P	LDE	LDE	LDE	P
Ratliff, Keivan	P	P	LCB	P	LCB	LCB	LCB	LCB	P
Richardson, Kyle	RI	RI	RI	RI	RI	RI	RI	RI	RI
Roberts, Terrell	P	IL	P	IL	P	P	P	P	P
Russell, Cliff	P	P	P	P	P	P	P	P	P
St. Louis, Brad	P	P	P	P	P	P	P	P	P
Schobel, Matt	P	P	P	P	P	P	P	3rdTE	P
Scott, Greg	PS	PS	PS	PS	IL	IL	IL	IL	IL
Simmons, Brian	WLB	LB	WLB	WLB	WLB	WLB	WLB	WLB	WLB
Smith, Justin	RDE	RDE	RDE	RDE	RDE	RDE	RDE	RDE	RDE
Smith, Shaun	NWT	NWT	NWT	NWT	IL	IL	P	P	RDE
Steinbach, Eric	LG	LG	LG	LG	LG	LG	LG	LG	LG
Stevens, Larry	P	P	P	P	P	P	P	P	P
Stewart, Tony	2ndTE	P	2ndTE	2ndTE	P	P	P	2ndTE	P
Suitsted, Alex	IL	IL	IL	IL	IL	IL	IL	IL	IL
Szalay, Thatcher	NWT	NWT	NWT	NWT	NWT	NWT	NWT	NWT	NWT
Thornton, John	LDT	LDT	LDT	LDT	LDT	LDT	LDT	LDT	LDT
Walter, Kevin	P	P	P	P	P	P	P	P	P
Warrick, Peter	RI	RI	RI	RI	RI	RI	RI	RI	RI
Washington, Kelley	P	P	P	P	3rdWR	3rdWR	P	P	P
Watson, Kenny	P	P	P	P	P	P	P	P	P
Weathersby, Dennis	RNFJ	RNFJ	RNFJ	RNFJ	RNFJ	RNFJ	RNFJ	RNFJ	RNFJ
Webster, Nate	RI	RI	RI	RI	RI	RI	RI	RI	RI
Wilkins, Marcus	P	P	P	P	P	P	P	P	P
Williams, Bobbie	RG	RG	RG	RG	RG	RG	RG	RG	RG
Williams, Brandon	NWT	PS	PS	PS	PS	PS	PS	PS	PS
Williams, Madieu	FS	nklDB	FS	FS	SS	FS	FS	FS	FS
Williams, Tony	RI	RI	RI	RI	RI	RI	RI	RI	RI
Wilson, Quincy	NWT	NWT	NWT	NWT	NWT	NWT	IL	IL	IL

BENGALS DAILY LOG

2004

- July 2: OT **Belton Johnson** cleared waivers, placed on the Reserve/Injured list.
- July 12: Waived LB **Kenny Jackson**.
- July 15: Signed DE **Duane Clemons** to a contract extension.
- July 16: Waived LB **Dwayne Lewis**.
- July 20: Signed CB **Greg Brooks** (D6).
- July 26: Acquired P **Eddie Johnson** on waivers from Minnesota; Terminated the contract of LB **Adrian Ross**.
- July 28: Signed WR **Maurice Mann** (D5).
- July 29: Signed QB **Casey Bramlet** (D7) and CB **James Allen** (CFA-Brigham Young).
- July 30: Signed OT **Stacy Andrews** (D4c), DT **Matthias Askew** (D4a), DE **Robert Geathers** (D4b), LB **Landon Johnson** (D3b), LB **Caleb Miller** (D3a), TE **James Whalen** (FA), S **Madiue Williams** (D2b).
- Aug. 5: Signed CB **Keiwan Ratliff** (D2).
- Aug. 6: Waived WR **Marlus Mays**.
- Aug. 9: Signed DT **Glen Steele** (FA); Waived DT **Norris McCleary**.
- Aug. 10: Signed HB **Chris Perry** (D1).
- Aug. 11: Waived CB **James Allen**.
- Aug. 18: Waived WR **Jay Chapman** and HB **Skip Hicks**.
- Aug. 19: Waived (injured) S **Ricot Joseph**.
- Aug. 23: Waived P **Eddie Johnson**, C **Mike Mabry**, QB **Scott Ristow** and WR **Lance Young**; Waived (injured) LB **LaDairis Jackson**.
- Aug. 20: S **Ricot Joseph** cleared waivers, placed on the Reserve/Injured list.
- Aug. 24: LB **LaDairis Jackson** cleared waivers, placed on the Reserve/Injured list.
- Aug. 30: Waived HB **Herbert Goodman**, TE **Chad Hayes**, CB **Alvin Porter**, S **Wendell Williams**; Placed the following four players on the Reserve/Injured list: LB **Khalid Abdullah**, LB **Frank Chamberlin**, WR **Patrick Johnson** and P **Kyle Richardson**; Placed CB **Dennis Weathersby** on the Reserve/Non-Football Injury list.
- Sept. 1: Acquired LB **Allen Augustin** on waivers from Pittsburgh and LB **Marcus Wilkins** on waivers from Arizona; Waived DE **Derrick Crawford**; Waived (injured) C **Thatcher Szalay**.
- Sept. 2: C **Thatcher Szalay** cleared waivers, placed on the Reserve/Injured list; Waived WR **Patrick Johnson** from the Reserve/Injured list with an injury settlement.
- Sept. 5: Terminated the contract of DT **Glen Steele**; Waived LB **Allen Augustin**, WR **Jamall Broussard**, OT **Pete Loughheed**, S **Marquand Manuel**, DE **Elton Patterson**, DT **Greg Scott**, LB **Larry Stevens**, OT **Alex Sulsted**, FB **Alex Wade**, TE **James Whalen**, WR **Adam Ziesel**.
- Sept. 6: Acquired CB **Rashad Bauman** on waivers from Washington; Waived WR **Maurice Mann**; Signed the following seven players to the practice squad: LB **Allen Augustin**, WR **Jamall Broussard**, OT **Pete Loughheed**, DE **Elton Patterson**, WR **Cliff Russell** (cleared waivers from Washington), DE **Greg Scott** and LB **Larry Stevens**.
- Sept. 7: Signed WR **Maurice Mann** to the practice squad.
- Sept. 9: Signed OT **Alex Sulsted** (FA); Waived G **Victor Leyva**.
- Sept. 14: Signed C **Mike Mabry** to the practice squad; Released LB **Allen Augustin** from the practice squad.
- Sept. 16: Signed C **Jerry Fontenot** (FA); Placed CB **Greg Brooks** on the Reserve/Injured list.
- Sept. 21: Waived C **Thatcher Szalay** from the Reserve/Injured list.
- Sept. 23: Signed DE **Elton Patterson** from the practice squad; Waived FB **James Lynch**.
- Sept. 24: Signed FB **James Lynch** to the practice squad.
- Sept. 29: Signed WR **Cliff Russell** from the practice squad; Placed LB **Nate Webster** on the Reserve/Injured list.
- Oct. 5: Waived DE **Elton Patterson**.
- Oct. 6: Signed S **Anthony Mitchell** (FA); Signed DE **Elton Patterson** to the practice squad.
- Oct. 14: WR **Jamall Broussard** signed off the practice squad by Carolina.
- Oct. 15: Signed LB **Allen Augustin** to the practice squad, DE **Elton Patterson** signed off the practice squad by Jacksonville.
- Oct. 19: Signed TE **Ronnie Ghent** to the practice squad.
- Oct. 29: Signed DT **Greg Scott** from the practice squad; Placed OT **Tony Williams** on the Reserve/Injured list.
- Nov. 2: Waived DT **Greg Scott**.
- Nov. 3: Signed DT **Terrance Martin** (FA).
- Nov. 4: Signed DT **Greg Scott** to the practice squad.
- Nov. 5: Signed LB **Larry Stevens** from the practice squad; Placed WR **Peter Warrick** on the Reserve/Injured list.
- Nov. 9: Signed CB **Brandon Williams** to the practice squad.
- Nov. 20: WR **Maurice Mann** signed off the practice squad by Miami.
- Nov. 23: Signed WR **Freddie Milons** to the practice squad.
- Nov. 29: Signed DT **Greg Scott** from the practicesquad; Placed CB **Rashad Bauman** on the Reserve/Injured list.
- Nov. 30: Released C **Mike Mabry** from the practice squad.
- Dec. 1: Acquired DT **Shaun Smith** on waivers from New Orleans; Placed DT **Matthias Askew** on the Reserve/Injured list; Signed DE **Derrick Crawford** to the practice squad.
- Dec. 2: Signed WR **Jeremiah Cockheran** to the practice squad.
- Dec. 16: FB **James Lynch** signed off the practice squad by Miami.
- Dec. 18: Signed HB **Quincy Wilson** off the Atlanta practice squad; Placed C **Rich Braham** on the Reserve/Injured list.
- Dec. 22: Signed FB **Doug Eastlick** to the practice squad.
- Dec. 29: Signed WR **Matt Cherry** off the Jacksonville practice squad; Placed HB **Chris Perry** on the Reserve/Injured list.
- Dec. 31: Signed OT **Pete Loughheed** off the practice squad; Placed DT **Langston Moore** on the Reserve/Injured list.

2005

- Jan. 3: Signed seven players from the practice squad: LB **Allen Augustin**, WR **Jeremiah Cockheran**, DE **Derrick Crawford**, FB **Doug Eastlick**, TE **Ronnie Ghent**, WR **Freddie Milons**, CB **Brandon Williams**.
- Jan. 4: Signed WR **Jamall Broussard** (FA).
- Jan. 5: Announced that the contract of defensive coordinator **Leslie Frazier** expired at the conclusion of the 2004 season, and that he would not be re-signed.
- Jan. 19: Named **Chuck Bresnahan** defensive coordinator.
- Feb. 15: Applied Franchise Player designation to HB **Rudi Johnson**; Announced that the following four players would play in the 2005 NFL Europe League: QB **Casey Bramlet** (Hamburg Sea Devils), WR **Jeremiah Cockheran** (Frankfurt Galaxy), DE **Derrick Crawford** (Frankfurt Galaxy), DT **Greg Scott** (Rhein Fire).
- Feb. 18: Signed DT **Terrance Martin*** (exclusive rights player-Cin.) to a contract extension.
- Feb. 24: Waived S **Ricot Joseph**.
- Mar. 2: Signed WR **T.J. Houshmandzadeh** (UFA-Cin.).
- Mar. 4: P **Kyle Richardson** (UFA-Cin.) signed by Cleveland.
- Mar. 7: Signed HB **Rudi Johnson** (UFA-Cin./franchise Player).
- Mar. 8: Signed LB **Marcus Wilkins** (RFA-Cin.).
- Mar. 10: Terminated the contract of S **Rogers Beckett**.
- Mar. 11: Waived CB **Dennis Weathersby**.
- Mar. 14: Signed DT **Bryan Robinson** (UFA-Mia.).
- Mar. 16: Signed HB **Rudi Johnson*** to a new contract, replacing existing deal.
- Mar. 17: LB **Frank Chamberlin** (UFA-Cin.) signed with Houston.
- Mar. 22: Signed S **Anthony Mitchell** (UFA-Cin.).
- Mar. 28: Waived LB **LaDairis Jackson**.
- Apr. 1: Signed CB **Reggie Myles** (RFA-Cin.).
- Apr. 5: Signed DE **Carl Powell** (UFA-Cin.).
- Apr. 6: DT **Tony Williams** (UFA-Cin.) signed with Jacksonville.
- Apr. 12: Signed HB **Kenny Watson** (RFA-Cin.).
- Apr. 15: Signed **Paul Guenther** to the coaching staff as Staff Assistant.
- Apr. 23: Selected three players in annual NFL Draft: LB **Odell Thurman** of Georgia in Round 1 (17th overall), LB **Odell Thurman** of Georgia in Round 2 (46th), and WR **Ciris Henry** of West Virginia in Round 3 (83rd).
- Apr. 24: Selected four players in annual NFL Draft: C **Eric Ghiacuc** of Central Michigan in Round 4 (119th overall), OT **Adam Kieft** of Central Michigan in Round 5 (153rd), WR **Tab Perry** of UCLA in Round 6 (190th), and DE **Jonathan Fanene** of Utah in Round 7 (233rd).
- Apr. 25: Signed DE **Elton Patterson** (FA).
- Apr. 27: Signed CB **Rashad Bauman** (RFA-Cin.).
- Apr. 28: Acquired S **Siddeeq Shabazz** on waivers from Atlanta; Signed the following 11 college free agents: TE **Lyonel Anderson** (Kansas), S-CB **Patrick Body** (Toledo), QB **Josh Haldi** (Northern Illinois), FB **Darnell Jones** (Mississippi State), S **Herana-Daze Jones** (Indiana), WR **Sale*** Key (Idaho State), LB **Cedric Sullivan** (Troy), FB **Jeremy Thomas** (Georgia), G **Steven Vieira** (UCLA), C **Ben Wilkerson** (Louisiana State), and S **James Young** (Georgia Southern).

May 2: Signed FB **Rich Demers** (CFA-Massachusetts), Waived FB **Darnell Jones**.
 May 3: Terminated the contract of LB **Kevin Hardy**.
 May 10: Acquired TE **Kori Dickerson** on waivers from Washington.
 May 13: Signed C **Rich Braham** (JFA-Cin.).
 May 20: Waived FB **Rich Demers**.
 May 27: Waived WR **Sal Key**, S **Siddeeq Shabazz** and S **James Young**.
 June 13: OT **Alex Sulfsted** retired.

June 20: Acquired QB **Craig Krenzel** on waivers from Chicago; Waived LB **Khalid Abdullah** and DT **Terrence Martin**.
 June 27: Signed G **Kyle Takavitz** (CFA-Cincinnati).
 June 28: Waived QB **Josh Haldi**.

*NOTE: Signed a new contract before finishing the final season(s) of existing contract.

IN 2004, THE BENGALS WERE...

- 5-3 ...at home
- 3-5 ...on the road
- 5-4 ...when scoring first
- 3-4 ...when opponent scores first
- 3-0 ...in games decided by 3 points or fewer
- 4-0 ...in games decided by 7 points or fewer
- 5-1 ...when leading at halftime
- 0-0 ...when tied at halftime
- 3-7 ...when trailing at halftime
- 7-1 ...when leading after three quarters
- 0-0 ...when tied after three quarters
- 1-7 ...when trailing after three quarters
- 4-5 ...when rushing for 100 net yards
- 4-2 ...when opponent rushes for less than 100 net yards
- 4-1 ...with plus turnover differential
- 2-1 ...with even turnover differential
- 2-6 ...with minus turnover differential
- 2-2 ...when passing for 250 net yards
- 2-2 ...when opponent passes for 250 net yards
- 6-3 ...when scoring 20 points or more
- 3-7 ...when opponent scores 20 points or more
- 8-8 ...when game is outdoors (open-air/open retractable roof)
- 0-0 ...when game is inside (dome/closed retractable roof)
- 2-4 ...on natural grass
- 6-4 ...on artificial turf
- 6-2 ...with fewer penalty yards

FINAL 2004 NFL STANDINGS

AFC EAST DIVISION						
	W	L	T	PCT	PF	PA
New England	14	2	0	.875	437	260
New York Jets*	10	6	0	.625	333	261
Buffalo	9	7	0	.563	395	284
Miami	4	12	0	.250	275	354

AFC NORTH DIVISION						
	W	L	T	PCT	PF	PA
Pittsburgh	15	1	0	.938	372	251
Baltimore	9	7	0	.563	317	268
Cincinnati	8	8	0	.500	374	372
Cleveland	4	12	0	.250	276	390

AFC SOUTH DIVISION						
	W	L	T	PCT	PF	PA
Indianapolis	12	4	0	.750	522	351
Jacksonville	9	7	0	.563	261	280
Houston	7	9	0	.438	309	339
Tennessee	5	11	0	.313	344	439

AFC WEST DIVISION						
	W	L	T	PCT	PF	PA
San Diego	12	4	0	.750	446	313
Denver*	10	6	0	.625	381	304
Kansas City	7	9	0	.438	483	435
Oakland	5	11	0	.313	320	442

NFC EAST DIVISION						
	W	L	T	PCT	PF	PA
Philadelphia	13	3	0	.813	386	260
New York Giants	6	10	0	.375	303	347
Dallas	6	10	0	.375	293	405
Washington	6	10	0	.375	240	265

NFC NORTH DIVISION						
	W	L	T	PCT	PF	PA
Green Bay	10	6	0	.625	424	380
Minnesota*	8	8	0	.500	405	395
Detroit	6	10	0	.375	296	350
Chicago	5	11	0	.313	231	331

NFC SOUTH DIVISION						
	W	L	T	PCT	PF	PA
Atlanta	11	5	0	.688	340	337
New Orleans	8	8	0	.500	348	405
Carolina	7	9	0	.438	355	339
Tampa Bay	5	11	0	.313	301	304

NFC WEST DIVISION						
	W	L	T	PCT	PF	PA
Seattle	9	7	0	.563	371	373
St. Louis*	8	8	0	.500	319	392
Arizona	6	10	0	.375	284	322
San Francisco	2	14	0	.125	259	452

* Wild Card team

POSTSEASON (Home team in CAPS)

AFC WILD CARD PLAYOFFS: NFC WILD CARD PLAYOFFS:	N.Y. Jets 20, SAN DIEGO 17 (OT) St. Louis 27, SEATTLE 20	INDIANAPOLIS 49, Denver 24 Minnesota 31, GREEN BAY 17
AFC DIVISIONAL PLAYOFFS: NFC DIVISIONAL PLAYOFFS:	PITTSBURGH 20, N.Y. Jets 17 (OT) ATLANTA 47, St. Louis 17	NEW ENGLAND 20, Indianapolis 3 PHILADELPHIA 27, Minnesota 14
AFC CHAMPIONSHIP: NFC CHAMPIONSHIP:	New England 41, PITTSBURGH 27 PHILADELPHIA 27, Atlanta 10	

SUPER BOWL XXXIX at ALLTEL Stadium, Jacksonville, Florida: New England (AFC) 24, Philadelphia (NFC) 21
AFC-NFC Pro Bowl at Aloha Stadium, Honolulu, Hawaii: AFC 38, NFC 27

BENGALS 2004 PRESEASON STATISTICS

WON 2, LOST 2

Date	W/L	Score	Opponent	Alt	RECEIVING	No	Yds	Avg	Lg	TD	DEFENSE*	ST	AT	TT	Sks	Int-	FR-
Aug. 16	L	6-20	at Tampa Bay	56,184	C. Johnson	13	191	14.7	48	0	Miller	11	9	20	0-0	1-27	3 1 (1)
Aug. 21	W	31-3	New England	50,257	Walter	10	79	7.9	20	0	Roberts	10	1	11	0-0	0-0	5 0 0-0
Aug. 28	L	10-37	at Atlanta	70,331	Broussard	8	58	7.3	18	0	Webster	10	0	10	0-0	0-0	1 0 0-0
Sept. 3	W	16-13	Indianapolis	53,567	Washington	7	115	16.4	42	0	Stevens	9	1	10	0-0	0-0	1 0 0-0

TEAM STATISTICS

	Bengals	Opponents
TOTAL FIRST DOWNS	78	58
Rushing	27	14
Passing	43	40
Penalty	8	4

	Bengals	Opponents
3rd Down: Made-Alt	27-62	20-54
3rd Down Pct.	43.5	37.0
4th Down: Made-Alt	0-3	0-2
4th Down Pct.	0.0	0.0

	Bengals	Opponents
POSSSESSION AVG.	30.59	29.01
TOTAL NET YARDS	1340	1179
Avg. Per Game	335.0	294.8
Total Plays	270	230
Avg. Per Play	5.0	5.1

	Bengals	Opponents
NET YARDS RUSHING	458	288
Avg. Per Game	114.5	72.0
Total Rushes	120	94

	Bengals	Opponents
NET YARDS PASSING	882	891
Avg. Per Game	220.5	222.8
Sacked-Yards Lost	11-76	8-59
Gross Yards	958	950

	Bengals	Opponents
Att.-Completions	139-79	128-81
Completion Pct.	56.8	63.3
Had Intercepted	3	3

	Bengals	Opponents
PUNTS-AVERAGE	22-42.5	22-45.4
Net Punting Avg.	35.0	40.6
PENALTIES-YARDS	39-328	34-306
FUMBLES-BALL LOST	10-5	7-1

	Bengals	Opponents
TOUCHDOWNS	6	7
Rushing	2	3
Passing	4	4
Returns	0	0

Score by Periods	1	2	3	4	OT	Total
Bengals	17	31	12	3	0	63
Opponents	23	33	7	10	0	73

SCORING	Td-Ru	Rc-Rt	K-PAT	FG	S	P
Graham	0	0	0	6-5	7-7	0
R. Johnson	2	2	0	0	—	0
Houshmandzadeh	1	0	1	0	—	0

	Bengals	Opponents
Two-point conversions:	none	Bengals
0-0; Opponents 0-0.		

RUSHING	No	Yds	Avg	Lg	TD
R. Johnson	37	175	4.7	33	2
Perry	39	129	3.3	12	0
Watson	19	80	4.2	18	0

	Bengals	Opponents
Rushing	120	94
Passing	458	288
Total	578	382

	Bengals	Opponents
Passing	882	891
Total	1340	1179

PASSING	Att	Cmp	Yds	Cmp %	Yds/Att	TD	INT
Palmer	67	37	530	55.2	7.91	4	6
Kitna	54	31	306	57.4	5.67	0	0
Bramlett	18	11	122	61.1	6.78	0	0

	Bengals	Opponents
3rd Down Pct.	43.5	37.0
4th Down Pct.	0.0	0.0
Total Plays	270	230
Avg. Per Play	5.0	5.1

	Bengals	Opponents
Net Punting Avg.	35.0	40.6
PENALTIES-YARDS	39-328	34-306
FUMBLES-BALL LOST	10-5	7-1

	Bengals	Opponents
TOUCHDOWNS	6	7
Rushing	2	3
Passing	4	4
Returns	0	0

Score by Periods	1	2	3	4	OT	Total
Bengals	17	31	12	3	0	63
Opponents	23	33	7	10	0	73

SCORING	Td-Ru	Rc-Rt	K-PAT	FG	S	P
Graham	0	0	0	6-5	7-7	0
R. Johnson	2	2	0	0	—	0
Houshmandzadeh	1	0	1	0	—	0

	Bengals	Opponents
Two-point conversions:	none	Bengals
0-0; Opponents 0-0.		

RUSHING	No	Yds	Avg	Lg	TD
R. Johnson	37	175	4.7	33	2
Perry	39	129	3.3	12	0
Watson	19	80	4.2	18	0

	Bengals	Opponents
Rushing	120	94
Passing	458	288
Total	578	382

	Bengals	Opponents
Passing	882	891
Total	1340	1179

PASSING	Att	Cmp	Yds	Cmp %	Yds/Att	TD	INT
Palmer	67	37	530	55.2	7.91	4	6
Kitna	54	31	306	57.4	5.67	0	0
Bramlett	18	11	122	61.1	6.78	0	0

	Bengals	Opponents
TOUCHDOWNS	6	7
Rushing	2	3
Passing	4	4
Returns	0	0

Score by Periods	1	2	3	4	OT	Total
Bengals	17	31	12	3	0	63
Opponents	23	33	7	10	0	73

SCORING	Td-Ru	Rc-Rt	K-PAT	FG	S	P
Graham	0	0	0	6-5	7-7	0
R. Johnson	2	2	0	0	—	0
Houshmandzadeh	1	0	1	0	—	0

	Bengals	Opponents
Two-point conversions:	none	Bengals
0-0; Opponents 0-0.		

	Bengals	Opponents
Net Punting Avg.	35.0	40.6
PENALTIES-YARDS	39-328	34-306
FUMBLES-BALL LOST	10-5	7-1

	Bengals	Opponents
TOUCHDOWNS	6	7
Rushing	2	3
Passing	4	4
Returns	0	0

Score by Periods	1	2	3	4	OT	Total
Bengals	17	31	12	3	0	63
Opponents	23	33	7	10	0	73

SCORING	Td-Ru	Rc-Rt	K-PAT	FG	S	P
Graham	0	0	0	6-5	7-7	0
R. Johnson	2	2	0	0	—	0
Houshmandzadeh	1	0	1	0	—	0

	Bengals	Opponents
Two-point conversions:	none	Bengals
0-0; Opponents 0-0.		

RUSHING	No	Yds	Avg	Lg	TD
R. Johnson	37	175	4.7	33	2
Perry	39	129	3.3	12	0
Watson	19	80	4.2	18	0

	Bengals	Opponents
Rushing	120	94
Passing	458	288
Total	578	382

	Bengals	Opponents
Passing	882	891
Total	1340	1179

PASSING	Att	Cmp	Yds	Cmp %	Yds/Att	TD	INT
Palmer	67	37	530	55.2	7.91	4	6
Kitna	54	31	306	57.4	5.67	0	0
Bramlett	18	11	122	61.1	6.78	0	0

	Bengals	Opponents
TOUCHDOWNS	6	7
Rushing	2	3
Passing	4	4
Returns	0	0

Score by Periods	1	2	3	4	OT	Total
Bengals	17	31	12	3	0	63
Opponents	23	33	7	10	0	73

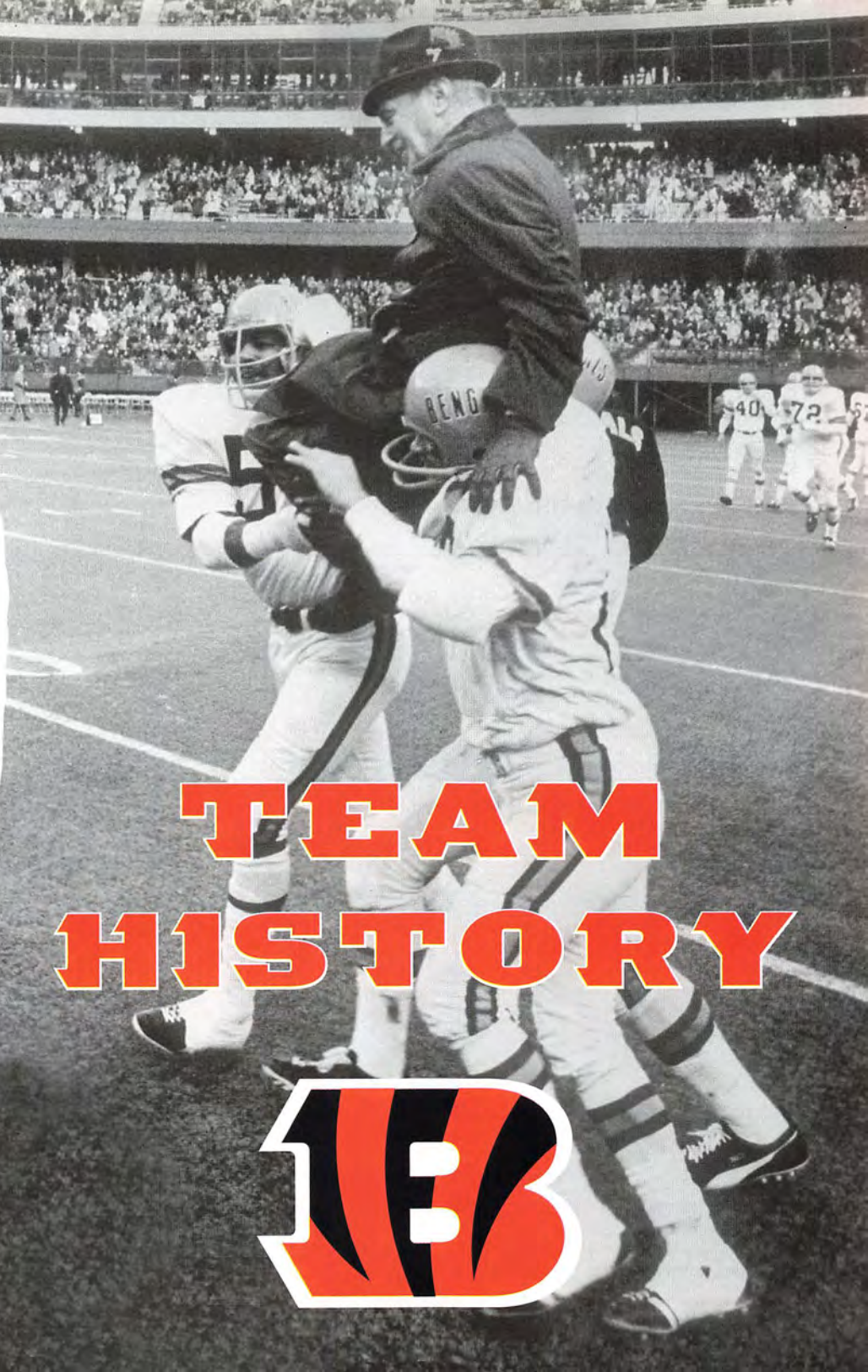
SCORING	Td-Ru	Rc-Rt	K-PAT	FG	S	P
Graham	0	0	0	6-5	7-7	0
R. Johnson	2	2	0	0	—	0
Houshmandzadeh	1	0	1	0	—	0

	Bengals	Opponents
Two-point conversions:	none	Bengals
0-0; Opponents 0-0.		

RUSHING	No	Yds	Avg	Lg	TD
R. Johnson	37	175	4.7	33	2
Perry	39	129	3.3	12	0
Watson	19	80	4.2	18	0

	Bengals	Opponents
Rushing	120	94
Passing	458	288
Total	578	382

*Based on press box statistics



TEAM HISTORY



BENGALS ALL-TIME RESULTS

(Regular Season and Postseason)

All-Time Regular-Season Record: 242-321-1; All-Time Postseason Record: 5-7

All games on Sunday afternoon unless noted otherwise.

1968

Record: 3-11-0 (5th in AFL West); 2-5 at home, 1-6 on road

Head Coach: Paul Brown

Date	Opponent	W-L	Score	Att.	Stadium/Notes
September 6	at San Diego	L	13-29	33,687	San Diego/Friday night
September 15	Denver	W	24-10	25,049	Nippert
September 22	Buffalo	W	34-23	24,045	Nippert
September 29	San Diego	L	10-31	28,642	Nippert
October 6	at Denver	L	7-10	41,257	Bears
October 13	at Kansas City	L	3-13	47,096	Municipal
October 20	Miami	L	22-24	25,942	Nippert
October 27	at Oakland	L	10-31	37,083	Oakland Coliseum
November 3	Houston	L	17-27	24,012	Nippert
November 10	Kansas City	L	9-16	25,537	Nippert
November 17	at Miami	W	38-21	31,747	Orange Bowl
November 24	Oakland	L	0-34	27,116	Nippert
December 1	at Boston	L	14-33	17,796	Fenway Park
December 8	at New York Jets	L	14-27	61,111	Shea
(Bye December 15)					
			215-329	Total regular-season home att.: 180,343	

1969

Record: 4-9-1 (5th in AFL West); 4-3 at home; 0-6-1 on road

Head Coach: Paul Brown

Date	Opponent	W-L	Score	Att.	Stadium/Notes
September 14	Miami	W	27-21	25,335	Nippert
September 21	San Diego	W	34-20	26,243	Nippert
September 28	Kansas City	W	24-19	27,812	Nippert
October 4	at San Diego	L	14-21	52,748	San Diego/Saturday night
October 12	New York Jets	L	7-21	27,927	Nippert
October 19	Denver	L	23-30	27,920	Nippert
October 26	at Kansas City	L	22-42	50,934	Municipal
November 2	Oakland	W	31-17	27,927	Nippert
November 9	at Houston	L	31-31	45,298	Astrodome
November 16	Boston	L	14-25	25,913	Nippert
November 23	at New York Jets	L	7-40	62,128	Shea
November 30	at Buffalo	L	13-16	35,122	War Memorial
December 7	at Oakland	L	17-37	54,427	Oakland Coliseum
December 14	at Denver	L	16-27	42,198	Mile High
			280-367	Total regular-season home att.: 189,077	

1970

Record: 8-6-0 (1st in AFC Central); 5-2 at home; 3-4 on road

Head Coach: Paul Brown

Date	Opponent	W-L	Score	Att.	Stadium/Notes
September 20	Oakland	W	31-21	56,616	Riverfront
September 27	at Detroit	L	3-38	58,202	Tiger
October 4	Houston	L	13-20	55,094	Riverfront
October 11	at Cleveland	L	27-30	83,520	Cleveland
October 18	Kansas City	L	19-27	57,265	Riverfront
October 25	at Washington	L	0-20	50,415	RFK
November 2	at Pittsburgh	L	10-21	38,968	Three Rivers/Monday night
November 8	at Buffalo	W	43-14	43,587	War Memorial
November 15	Cleveland	W	14-10	60,007	Riverfront
November 22	Pittsburgh	W	34-7	59,276	Riverfront
November 29	New Orleans	W	26-6	59,342	Riverfront
December 6	at San Diego	W	17-14	41,461	San Diego
December 13	at Houston	W	30-20	34,435	Astrodome
December 20	Boston	W	45-7	60,157	Riverfront
			312-255	Total regular-season home att.: 407,757	

AFC DIVISIONAL PLAYOFFS

December 26	at Baltimore	L	0-17	51,127	Memorial/Saturday afternoon
-------------	--------------	---	------	--------	-----------------------------

A RARE RUNNER

The only Bengals quarterback ever to rush for 100 yards in a game was **Virgil Carter**, who gained 110 on nine carries against Cleveland on Nov. 15, 1970.

The game was the first Bengals-Browns match in Riverfront Stadium (later renamed Cinergy Field), and marked Cincinnati's first victory (14-10) over its Ohio rival.

1971

Record: 4-10-0 (4th in AFC Central); 3-4 at home; 1-6 on road
Head Coach: Paul Brown

Date	Opponent	W-L	Score	Att.	Stadium/Notes
September 19	Philadelphia	W	37-14	55,880	Riverfront
September 26	at Pittsburgh	L	10-21	48,448	Three Rivers
October 3	at Green Bay	L	17-20	56,263	Lambeau Field
October 10	Miami	L	13-23	60,099	Riverfront
October 17	Cleveland	L	24-27	60,284	Riverfront
October 24	at Oakland	L	27-31	54,699	Oakland Coliseum
October 31	at Houston	L	6-10	37,947	Astrodome
November 7	Atlanta	L	6-9	59,604	Riverfront
November 14	at Denver	W	24-10	51,200	Mile High
November 21	Houston	W	28-13	59,390	Riverfront
November 28	San Diego	W	31-0	59,580	Riverfront
December 5	at Cleveland	L	27-31	82,705	Cleveland
December 12	Pittsburgh	L	13-21	60,022	Riverfront
December 19	at New York Jets	L	21-35	53,151	Shea

284-265 Total regular-season home att.: 414,859

1972

Record: 8-6-0 (3rd in AFC Central); 4-3 at home; 4-3 on road
Head Coach: Paul Brown

Date	Opponent	W-L	Score	Att.	Stadium/Notes
September 17	at New England	W	31-7	60,999	Schafer
September 24	Pittsburgh	W	15-10	54,292	Riverfront
October 1	at Cleveland	L	6-27	81,564	Cleveland
October 8	Denver	W	21-10	55,812	Riverfront
October 15	at Kansas City	W	23-16	79,068	Arrowhead
October 22	at Los Angeles Rams	L	12-15	73,385	Los Angeles Coliseum
October 29	Houston	W	30-7	59,409	Riverfront
November 5	at Pittsburgh	L	17-40	50,350	Three Rivers
November 12	Oakland	L	14-20	59,485	Riverfront
November 19	Baltimore	L	19-20	49,512	Riverfront
November 26	at Chicago	W	13-3	55,701	Soldier Field
December 3	New York Giants	W	13-10	59,523	Riverfront
December 9	Cleveland	L	24-27	59,524	Riverfront/Saturday afternoon
December 17	at Houston	W	61-17	32,482	Astrodome

299-229 Total regular-season home att.: 397,557

1973

Record: 10-4-0 (1st in AFC Central); 7-0 at home; 3-4 on road
Head Coach: Paul Brown

Date	Opponent	W-L	Score	Att.	Stadium/Notes
September 16	at Denver	L	10-28	49,059	Mile High
September 23	Houston	W	24-10	51,823	Riverfront
September 30	at San Diego	W	20-13	46,733	San Diego
October 7	at Cleveland	L	10-17	70,805	Cleveland
October 14	Pittsburgh	W	19-7	55,819	Riverfront
October 21	Kansas City	W	14-6	56,397	Riverfront
October 28	at Pittsburgh	L	13-20	45,761	Three Rivers
November 4	at Dallas	L	10-38	54,944	Texas
November 11	at Buffalo	W	16-13	76,927	Rich
November 18	New York Jets	W	20-14	55,745	Riverfront
November 25	St. Louis	W	42-24	50,918	Riverfront
December 2	Minnesota	W	27-0	57,859	Riverfront
December 9	Cleveland	W	34-17	58,266	Riverfront
December 16	at Houston	W	27-24	21,955	Astrodome

286-231 Total regular-season home att.: 386,827

AFC DIVISIONAL PLAYOFFS

December 23	at Miami	L	16-34	74,651	Orange Bowl
-------------	----------	---	-------	--------	-------------

1974

Record: 7-7-0 (3rd in AFC Central); 4-3 at home; 3-4 on road
Head Coach: Paul Brown

Date	Opponent	W-L	Score	Att.	Stadium/Notes
September 15	Cleveland	W	33-7	53,113	Riverfront
September 22	San Diego	L	17-20	51,178	Riverfront
September 29	at San Francisco	W	21-3	49,895	Candlestick Park
October 6	Washington	W	28-17	56,175	Riverfront
October 13	at Cleveland	W	34-24	70,897	Cleveland
October 20	at Oakland	L	27-30	51,821	Oakland Coliseum
October 27	Houston	L	21-34	55,434	Riverfront
November 3	at Baltimore	W	24-14	36,110	Memorial
November 10	Pittsburgh	W	17-10	57,532	Riverfront
November 17	at Houston	L	3-20	44,054	Astrodome
November 24	Kansas City	W	33-6	49,777	Riverfront
December 2	at Miami	L	3-24	71,962	Orange Bowl/Monday night
December 8	Detroit	L	19-23	45,159	Riverfront
December 14	at Pittsburgh	L	3-27	42,878	Three Rivers/Saturday afternoon

283-259 Total regular-season home att.: 368,368

1975

Record: 11-3-0 (2nd in AFC Central/Wild Card qualifier); 6-1 at home; 5-2 on road**Head Coach:** Paul Brown

Date	Opponent	W-L	Score	Att.	Stadium/Notes
September 21	Cleveland	W	24-17	52,874	Riverfront
September 28	at New Orleans	W	21-0	52,531	Louisiana Superdome
October 5	at Houston	W	21-19	45,321	Astrodome
October 12	New England	W	27-10	51,220	Riverfront
October 19	Oakland	W	14-10	48,122	Riverfront
October 26	at Atlanta	W	21-14	45,811	Atlanta-Fulton County
November 2	Pittsburgh	L	24-30	58,418	Riverfront
November 9	at Denver	W	17-16	49,919	Mile High
November 17	Buffalo	W	33-24	56,666	Riverfront/Monday night
November 23	at Cleveland	L	23-35	56,427	Cleveland
November 30	Houston	W	23-19	46,128	Riverfront
December 7	at Philadelphia	W	31-0	56,984	Veterans
December 13	at Pittsburgh	L	14-35	48,889	Three Rivers/Saturday afternoon
December 21	San Diego	W	47-17	46,474	Riverfront

340-246**Total regular-season home att.: 359,902****AFC DIVISIONAL PLAYOFFS**

December 28	at Oakland	L	28-31	53,030	Oakland Coliseum
-------------	------------	---	-------	--------	------------------

1976

Record: 10-4-0 (2nd in AFC Central); 6-1 at home; 4-3 on road**Head Coach:** Bill Johnson

Date	Opponent	W-L	Score	Att.	Stadium/Notes
September 12	Denver	W	17-7	53,464	Riverfront
September 19	at Baltimore	L	27-28	50,374	Memorial
September 26	Green Bay	W	28-7	44,103	Riverfront
October 3	at Cleveland	W	45-24	75,817	Cleveland
October 10	Tampa Bay	W	21-0	49,700	Riverfront
October 17	at Pittsburgh	L	6-23	48,311	Three Rivers
October 24	at Houston	W	27-7	45,499	Astrodome
October 31	Cleveland	W	21-6	54,776	Riverfront
November 8	Los Angeles Rams	W	20-12	52,480	Riverfront/Monday night
November 14	Houston	W	31-27	53,243	Riverfront
November 21	at Kansas City	W	27-24	46,259	Arrowhead
November 28	Pittsburgh	L	3-7	55,142	Riverfront
December 6	at Oakland	L	20-35	52,430	Oakland Coliseum/Monday night
December 12	at New York Jets	W	42-3	31,067	Shea

335-210**Total regular-season home att.: 362,908**

1977

Record: 8-6-0 (2nd in AFC Central); 5-2 at home; 3-4 on road**Head Coach:** Bill Johnson

Date	Opponent	W-L	Score	Att.	Stadium/Notes
September 18	Cleveland	L	3-13	52,847	Riverfront
September 25	Seattle	W	42-20	45,579	Riverfront
October 2	at San Diego	L	3-24	40,352	San Diego
October 9	at Green Bay	W	17-7	53,653	Milwaukee County
October 17	at Pittsburgh	L	14-20	47,950	Three Rivers/Monday night
October 23	Denver	L	13-24	54,395	Riverfront
October 30	Houston	W	13-10	53,194	Riverfront/*OT
November 6	at Cleveland	W	10-7	81,932	Cleveland
November 13	at Minnesota	L	10-42	45,371	Metropolitan
November 20	Miami	W	23-17	46,733	Riverfront
November 27	New York Giants	W	30-13	32,705	Riverfront
December 4	at Kansas City	W	27-7	38,488	Arrowhead
December 10	Pittsburgh	W	17-10	36,133	Riverfront/Saturday afternoon
December 18	at Houston	L	16-21	46,212	Astrodome

238-235**Total regular-season home att.: 321,586**

1978

Record: 4-12-0 (4th in AFC Central); 3-5 at home; 1-7 on road**Head Coaches:** Bill Johnson (0-5), Homer Rice (4-7)

Date	Opponent	W-L	Score	Att.	Stadium/Notes
September 3	Kansas City	L	23-24	41,810	Riverfront
September 10	at Cleveland	L	10-13	72,691	Cleveland/*OT
September 17	Pittsburgh	L	3-28	50,260	Riverfront
September 24	New Orleans	L	18-20	40,455	Riverfront
October 1	at San Francisco	L	12-28	41,107	Candlestick Park
October 9	at Miami	L	0-21	54,729	Orange Bowl/Monday night
October 15	New England	L	3-10	48,699	Riverfront
October 22	at Buffalo	L	0-5	47,754	Rich
October 29	Houston	W	28-13	50,532	Riverfront
November 5	at San Diego	L	13-22	43,639	San Diego
November 13	Oakland	L	21-34	51,374	Riverfront/Monday night
November 19	at Pittsburgh	L	6-7	47,578	Three Rivers
November 26	at Houston	L	10-17	43,245	Astrodome
December 3	Atlanta	W	37-7	25,336	Riverfront
December 11	at Los Angeles Rams	W	20-19	47,471	L.A. Coliseum/Monday night
December 17	Cleveland	W	48-16	46,985	Riverfront

252-284**Total regular-season home att.: 355,451**

1979

Record: 4-12-0 (4th in AFC Central); 4-4 at home; 0-8 on road
Head Coach: Homer Rice

Date	Opponent	W-L	Score	Att.	Stadium/Notes
September 2	at Denver	L	0-10	74,788	Mile High
September 9	at Buffalo	L	24-51	43,504	Rich
September 16	New England	L	14-20	41,805	Riverfront
September 23	Houston	L	27-30*	45,615	Riverfront/* OT
September 30	at Dallas	L	13-38	63,179	Texas
October 7	Kansas City	L	7-10	40,041	Riverfront
October 14	Pittsburgh	W	34-10	52,381	Riverfront
October 21	at Cleveland	L	27-28	75,119	Cleveland
October 28	Philadelphia	W	37-13	42,036	Riverfront
November 4	at Baltimore	L	28-38	37,740	Memorial
November 11	San Diego	L	24-26	40,782	Riverfront
November 18	at Houston	L	21-42	49,829	Astrodome
November 25	St. Louis	W	34-28	25,103	Riverfront
December 2	at Pittsburgh	L	17-37	46,521	Three Rivers
December 9	at Washington	L	14-28	52,882	RFK
December 16	Cleveland	W	16-12	42,183	Riverfront
			337-421	Total regular-season home att.: 329,946	

1980

Record: 6-10-0 (4th in AFC Central); 3-5 at home; 3-5 on road
Head Coach: Forrest Gregg

Date	Opponent	W-L	Score	Att.	Stadium/Notes
September 7	Tampa Bay	L	12-17	43,211	Riverfront
September 14	at Miami	L	16-17	38,322	Orange Bowl
September 21	Pittsburgh	W	30-28	52,490	Riverfront
September 28	Houston	L	10-13	50,413	Riverfront
October 5	at Green Bay	L	9-14	55,006	Lambeau Field
October 12	at Pittsburgh	W	17-16	53,668	Three Rivers
October 19	Minnesota	W	14-0	44,487	Riverfront
October 26	at Houston	L	3-23	49,189	Astrodome
November 2	San Diego	L	14-31	46,406	Riverfront
November 9	at Oakland	L	17-28	44,132	Oakland Coliseum
November 16	Buffalo	L	0-14	40,836	Riverfront
November 23	at Cleveland	L	7-31	79,253	Cleveland
November 30	at Kansas City	W	20-6	41,594	Arrowhead
December 7	Baltimore	W	34-33	35,651	Riverfront
December 14	at Chicago	W	17-14*	48,808	Soldier Field/*OT
December 21	Cleveland	L	24-27	50,058	Riverfront
			244-312	Total regular-season home att.: 363,522	

1981

Record: 12-4-0 (1st in AFC Central); 6-2 at home; 6-2 on road
Head Coach: Forrest Gregg

Date	Opponent	W-L	Score	Att.	Stadium/Notes
September 6	Seattle	W	27-21	41,177	Riverfront
September 13	at New York Jets	W	31-30	49,454	Shea
September 20	Cleveland	L	17-20	52,170	Riverfront
September 27	Buffalo	W	27-24*	46,418	Riverfront/* OT
October 4	at Houston	L	10-17	44,350	Astrodome
October 11	at Baltimore	W	41-19	33,060	Memorial
October 18	Pittsburgh	W	34-7	57,090	Riverfront
October 25	at New Orleans	L	7-17	46,336	Louisiana Superdome
November 1	Houston	W	34-21	54,736	Riverfront
November 8	at San Diego	W	40-17	51,259	San Diego Jack Murphy
November 15	Los Angeles Rams	W	24-10	56,836	Riverfront
November 22	Denver	W	38-21	57,207	Riverfront
November 29	at Cleveland	W	41-21	75,186	Cleveland
December 6	San Francisco	L	3-21	56,796	Riverfront
December 13	at Pittsburgh	W	17-10	50,623	Three Rivers
December 20	at Atlanta	W	30-28	35,972	Atlanta-Fulton County
			421-304	Total regular-season home att.: 422,430	

AFC DIVISIONAL PLAYOFFS

January 3	Buffalo	W	28-21	55,420	Riverfront
-----------	---------	---	-------	--------	------------

AFC CHAMPIONSHIP

January 10	San Diego	W	27-7	46,302	Riverfront/-59° wind chill
------------	-----------	---	------	--------	----------------------------

SUPER BOWL XVI IN PONTIAC, MICHIGAN

January 24	San Francisco	L	21-26	81,270	Pontiac Silverdome
------------	---------------	---	-------	--------	--------------------

TOPS ON THE ROAD

The Bengals' best-ever road record came in their AFC Championship season of 1981, when they went 6-2. Cincinnati won its last four away from home after splitting the first four.

1982

Record: 7-2-0 (3rd in AFC); 4-0 at home; 3-2 on road

Head Coach: Forrest Gregg

Date	Opponent	W-L	Score	Att.	Stadium/Notes
September 12	at Houston	W	27-6	52,268	Riverfront
September 19	at Pittsburgh	L	20-26*	53,973	Three Rivers/*OT
— PLAYERS STRIKE BEGINS, SEPTEMBER 20 —					
September 27	at Cleveland#				#Game canceled/Monday night
October 3	at Miami#				#Game canceled
October 10	at New England#				#Game canceled
October 17	at New York Giants#				#Game canceled
October 24	at Dallas#				#Game canceled
October 31	at Pittsburgh#				#Game canceled
November 7	at Washington#				#Game canceled
November 14	at Houston#				#Game canceled
— PLAYERS STRIKE ENDS AT 57 DAYS, NOVEMBER 17 —					
November 21	at Philadelphia	W	18-14	65,172	Veterans
November 28	at Los Angeles Raiders	W	31-17	53,330	Riverfront
December 5	at Baltimore	W	20-17	23,598	Memorial
December 12	at Cleveland	W	23-10	54,305	Riverfront
December 20	at San Diego	L	34-50	51,296	San Diego Jack Murphy/Monday night
December 26	at Seattle	W	24-10	55,330	Riverfront
January 2	at Houston	W	35-27	26,522	Astrodome/rescheduled from Nov. 14
			232-177	Total regular-season home att.: 215,233	

FIRST-ROUND SUPER BOWL TOURNAment

January 9	at New York Jets	L	17-44	57,560	Riverfront
-----------	------------------	---	-------	--------	------------

1983

Record: 7-9-0 (3rd in AFC Central); 4-4 at home; 3-5 on road

Head Coach: Forrest Gregg

Date	Opponent	W-L	Score	Att.	Stadium/Notes
September 4	at Los Angeles Raiders	L	10-20	50,956	Riverfront
September 11	at Buffalo	L	6-10	46,839	Riverfront
September 15	at Cleveland	L	7-17	79,700	Cleveland/Thursday night
September 25	at Tampa Bay	W	23-17	56,023	Tampa
October 2	at Baltimore	L	31-34	48,104	Riverfront
October 10	at Pittsburgh	L	14-24	56,086	Riverfront/Monday night
October 16	at Denver	L	17-24	74,305	Mile High
October 23	at Cleveland	W	28-21	50,047	Riverfront
October 30	at Green Bay	W	34-14	53,349	Riverfront
November 6	at Houston	W	55-14	39,706	Astrodome
November 13	at Kansas City	L	15-20	44,711	Arrowhead
November 20	at Houston	W	38-10	46,375	Riverfront
November 28	at Miami	L	14-38	74,506	Orange Bowl/Monday night
December 4	at Pittsburgh	W	23-10	55,832	Three Rivers
December 11	at Detroit	W	17-9	45,728	Riverfront
December 17	at Minnesota	L	14-20	51,565	Metrodome/Saturday afternoon
			346-302	Total regular-season home att.: 397,484	

1984

Record: 8-8-0 (2nd in AFC Central); 5-3 at home; 3-5 on road

Head Coach: Sam Wyche

Date	Opponent	W-L	Score	Att.	Stadium/Notes
September 2	at Denver	L	17-20	74,178	Mile High
September 9	at Kansas City	L	22-27	47,111	Riverfront
September 16	at New York Jets	L	23-43	64,193	Giants
September 23	at Los Angeles Rams	L	14-24	45,406	Riverfront
October 1	at Pittsburgh	L	17-38	57,098	Three Rivers/Monday night
October 7	at Houston	W	13-3	43,637	Riverfront
October 14	at New England	L	14-20	48,154	Sullivan
October 21	at Cleveland	W	12-9	50,667	Riverfront
October 28	at Houston	W	31-13	34,010	Astrodome
November 4	at San Francisco	L	17-23	58,324	Candlestick Park
November 11	at Pittsburgh	W	22-20	52,497	Riverfront
November 18	at Seattle	L	6-26	50,280	Riverfront
November 25	at Atlanta	W	35-14	44,678	Riverfront
December 2	at Cleveland	W	20-17	51,774	Cleveland/*OT
December 9	at New Orleans	W	24-21	40,855	Louisiana Superdome
December 16	at Buffalo	W	52-21	55,771	Riverfront
			339-339	Total regular-season home att.: 390,047	

LONG DISTANCE LEADERS

Chris Bahr and Doug Peltrey are the only Bengals kickers to convert two field goals of 50 or more yards in the same game.

Bahr booted field goals of 55 and 52 yards vs. Houston on September 23, 1979. Peltrey connected from 53 and 50 yards at Houston on October 24, 1993.

1985

Record: 7-9-0 (2nd in AFC Central); 5-3 at home; 2-6 on road

Head Coach: Sam Wyche

Date	Opponent	W-L	Score	Att.	Stadium/Notes
September 8	Seattle	L	24-28	51,625	Riverfront
September 15	at St. Louis	L	27-41	46,321	Busch
September 22	San Diego	L	41-44	52,270	Riverfront
September 30	at Pittsburgh	W	37-24	59,541	Three Rivers/Monday night
October 6	New York Jets	L	20-29	51,785	Riverfront
October 13	New York Giants	W	35-30	53,112	Riverfront
October 20	at Houston	L	27-44	35,590	Astrodome
October 27	Pittsburgh	W	26-21	55,421	Riverfront
November 3	at Buffalo	W	23-17	25,640	Rich
November 10	Cleveland	W	27-10	57,293	Riverfront
November 17	at Los Angeles Raiders	L	6-13	52,501	Los Angeles Coliseum
November 24	at Cleveland	L	6-24	74,439	Cleveland
December 1	Houston	W	45-27	46,140	Riverfront
December 8	Dallas	W	50-24	56,936	Riverfront
December 15	at Washington	L	24-27	50,544	RFK
December 22	at New England	L	23-34	57,953	Sullivan
			441-437	Total regular-season home att.: 424,582	

1986

Record: 10-6-0 (2nd in AFC Central); 6-2 at home; 4-4 on road

Head Coach: Sam Wyche

Date	Opponent	W-L	Score	Att.	Stadium/Notes
September 7	at Kansas City	L	14-24	43,430	Arrowhead
September 14	Buffalo	W	36-33	52,714	Riverfront/**OT
September 18	at Cleveland	W	30-13	78,779	Cleveland/Thursday night
September 26	Chicago	L	7-44	55,146	Riverfront
October 5	at Green Bay	W	34-28	51,230	Milwaukee County
October 13	Pittsburgh	W	24-22	54,283	Riverfront/Monday night
October 19	Houston	W	31-28	53,844	Riverfront
October 26	at Pittsburgh	L	9-30	50,815	Three Rivers
November 2	at Detroit	W	24-17	52,423	Pontiac Silverdome
November 9	at Houston	L	28-32	32,130	Astrodome
November 16	Seattle	W	34-7	54,410	Riverfront
November 23	Minnesota	W	24-20	53,003	Riverfront
November 30	at Denver	L	28-34	58,705	Mile High
December 7	at New England	W	31-7	60,633	Sullivan
December 14	Cleveland	L	3-34	58,062	Riverfront
December 21	New York Jets	W	52-21	51,619	Riverfront
			409-394	Total regular-season home att.: 433,081	

1987

Record: 4-11-0 (4th in AFC Central); 1-7 at home; 3-4 on road

Head Coach: Sam Wyche

Date	Opponent	W-L	Score	Att.	Stadium/Notes
September 13	at Indianapolis	W	23-21	59,387	Hoosier Dome
September 20	San Francisco	L	26-27	53,498	Riverfront
— PLAYERS STRIKE BEGINS, SEPTEMBER 22 —					
September 27	at Los Angeles Rams#				#Game canceled/players strike
October 4	San Diego**	L	9-10	18,074	Riverfront/**Strike replacement game
October 11	at Seattle**	W	17-10	31,739	Kingdome/**Strike replacement game
— PLAYERS STRIKE ENDS AT 24 DAYS, OCTOBER 15 —					
October 18	Cleveland**	L	0-34	40,179	Riverfront/**Strike replacement game
October 25	at Pittsburgh	L	20-23	53,692	Three Rivers
November 1	Houston	L	29-31	52,700	Riverfront
November 8	Miami	L	14-20	53,840	Riverfront
November 15	at Atlanta	W	16-10	25,758	Atlanta-Fulton County
November 22	Pittsburgh	L	16-30	59,910	Riverfront
November 29	at New York Jets	L	20-27	41,135	Giants
December 6	Kansas City	W	30-27	46,489	Riverfront/**OT
December 13	at Cleveland	L	24-38	77,331	Cleveland
December 20	New Orleans	L	24-41	43,424	Riverfront
December 27	at Houston	L	17-21	49,775	Astrodome
			285-370	Total regular-season home att.: 376,249	

NO TDs; NO PROBLEM

Three times in their history, the Bengals have won without scoring a touchdown:

- On Sept. 24, 1972, K **Horst Muhlmann's** five field goals (41, 32, 20, 32, 34) fueled a 15-10 victory over Pittsburgh at Riverfront Stadium (later renamed Cinergy Field).

- On Oct. 21, 1984, K **Jim Breech** kicked four field goals (24, 23, 25, 33) for all the Bengals' points in a 12-9 victory over Cleveland at Riverfront.

- On Nov. 6, 1994, the Bengals won on the road without a TD for the only time in team history. Cincinnati used K **Doug Pelfrey's** club-record six field goals (36, 44, 36, 47, 28, 26) plus a safety by LB-DE **Alfred Williams** to post a 20-17 overtime victory at Seattle.

1988

Record: 12-4-0 (1st in AFC Central); 8-0 at home; 4-4 on road

Head Coach: Sam Wyche

Date	Opponent	W-L	Score	Att.	Stadium/Notes
September 4	at Phoenix	W	21-14	50,404	Riverfront
September 11	at Philadelphia	W	28-24	66,459	Veterans
September 18	at Pittsburgh	W	17-12	56,647	Three Rivers
September 25	Cleveland	W	24-17	54,943	Riverfront
October 2	at Los Angeles Raiders	W	45-21	42,594	Los Angeles Coliseum
October 9	New York Jets	W	36-19	57,482	Riverfront
October 16	at New England	L	21-27	59,969	Foxboro
October 23	Houston	W	44-21	54,659	Riverfront
October 30	at Cleveland	L	16-23	79,147	Cleveland
November 6	Pittsburgh	W	42-7	56,403	Riverfront
November 13	at Kansas City	L	28-31	34,614	Arrowhead
November 20	at Dallas	W	38-24	37,865	Texas
November 27	Buffalo	W	35-21	58,672	Riverfront
December 4	San Diego	W	27-10	56,866	Riverfront
December 11	at Houston	L	6-41	50,269	Astrodome
December 17	Washington	W	20-17*	52,157	Riverfront/Saturday afternoon/*OT
			448-329	Total regular-season home att.: 441,586	

AFC DIVISIONAL PLAYOFFS

December 31	Seattle	W	21-13	58,560	Riverfront/Saturday afternoon
-------------	---------	---	-------	--------	-------------------------------

AFC CHAMPIONSHIP

January 8	Buffalo	W	21-10	59,747	Riverfront
-----------	---------	---	-------	--------	------------

SUPER BOWL XXIII IN MIAMI, FLORIDA

January 22	San Francisco	L	16-20	75,129	Joe Robbie
------------	---------------	---	-------	--------	------------

1989

Record: 8-8-0 (4th in AFC Central); 5-3 at home; 3-5 on road

Head Coach: Sam Wyche

Date	Opponent	W-L	Score	Att.	Stadium/Notes
September 10	at Chicago	L	14-17	64,730	Soldier Field
September 17	Pittsburgh	W	41-10	53,885	Riverfront
September 25	Cleveland	W	21-14	55,996	Riverfront/Monday night
October 1	at Kansas City	W	21-17	61,165	Arrowhead
October 8	at Pittsburgh	W	26-16	52,785	Three Rivers
October 15	Miami	L	13-20	58,184	Riverfront
October 22	Indianapolis	L	12-23	57,642	Riverfront
October 29	Tampa Bay	W	56-23	57,225	Riverfront
November 5	at Los Angeles Raiders	L	7-28	51,080	Los Angeles Coliseum
November 13	at Houston	L	24-26	60,694	Astrodome/Monday night
November 19	Detroit	W	42-7	55,720	Riverfront
November 26	at Buffalo	L	7-24	80,074	Rich
December 3	at Cleveland	W	21-0	76,236	Cleveland
December 10	Seattle	L	17-24	54,744	Riverfront
December 17	Houston	W	61-7	47,510	Riverfront
December 25	at Minnesota	L	21-29	58,829	Metrodome/Monday night
			404-285	Total regular-season home att.: 440,906	

1990

Record: 9-7-0 (1st in AFC Central); 5-3 at home; 4-4 on road

Head Coach: Sam Wyche

Date	Opponent	W-L	Score	Att.	Stadium/Notes
September 9	New York Jets	W	25-20	56,467	Riverfront
September 16	at San Diego	W	21-16	48,098	San Diego Jack Murphy
September 23	New England	W	41-7	56,470	Riverfront
October 1	at Seattle	L	16-31	60,135	Kingdome/Monday night
October 7	at Los Angeles Rams	W	34-31*	62,619	Anaheim/*OT
October 14	at Houston	L	17-48	53,501	Astrodome
October 22	at Cleveland	W	34-13	78,567	Cleveland/Monday night
October 28	at Atlanta	L	17-38	53,214	Atlanta-Fulton County/Sunday night
November 4	New Orleans	L	7-21	60,067	Riverfront
November 18	Pittsburgh	W	27-3	60,064	Riverfront/Sunday night
November 25	Indianapolis	L	20-34	60,051	Riverfront
December 2	at Pittsburgh	W	16-12	58,200	Three Rivers
December 9	San Francisco	L	17-20	60,084	Riverfront/*OT
December 16	at Los Angeles Raiders	L	7-24	54,132	Los Angeles Coliseum
December 23	Houston	W	40-20	60,044	Riverfront
December 30	Cleveland	W	21-14	60,041	Riverfront
(Bye November 11)			360-352	Total regular-season home att.: 473,288	

AFC WILD CARD PLAYOFFS

January 6	Houston	W	41-14	60,012	Riverfront
-----------	---------	---	-------	--------	------------

AFC DIVISIONAL PLAYOFFS

January 13	at Los Angeles Raiders	L	10-20	92,045	Los Angeles Coliseum
------------	------------------------	---	-------	--------	----------------------

1991

Record: 3-13-0 (4th in AFC Central); 3-5 at home; 0-8 on road

Head Coach: Sam Wyche

Date	Opponent	W-L	Score	Att.	Stadium/Notes
September 1	at Denver	L	14-45	72,855	Mile High
September 8	Houston	L	7-30	56,463	Riverfront/Sunday night
September 15	at Cleveland	L	13-14	78,269	Cleveland
September 22	Washington	L	27-34	52,038	Riverfront
October 6	Seattle	L	7-13	60,010	Riverfront
October 13	at Dallas	L	23-35	63,275	Texas
October 21	at Buffalo	L	16-35	80,131	Rich/Monday night
October 27	at Houston	L	3-35	58,634	Astrodome
November 3	Cleveland	W	23-21	55,077	Riverfront
November 10	Pittsburgh	L	27-33*	55,503	Riverfront/*OT
November 17	at Philadelphia	L	10-17	63,189	Veterans
November 24	Los Angeles Raiders	L	14-38	52,044	Riverfront
December 1	New York Giants	W	27-24	45,063	Riverfront
December 9	at Miami	L	13-37	60,616	Joe Robbie/Monday night
December 15	at Pittsburgh	L	10-17	35,420	Three Rivers
December 22	New England	W	29-7	46,394	Riverfront
(Bye September 29)			263-435	Total regular-season home att.: 422,592	

1992

Record: 5-11-0 (4th in AFC Central); 3-5 at home; 2-6 on road

Head Coach: Dave Shula

Date	Opponent	W-L	Score	Att.	Stadium/Notes
September 6	at Seattle	W	21-3	57,350	Kingdome
September 13	Los Angeles Raiders	W	24-21	54,240	Riverfront/*OT
September 20	at Green Bay	L	23-24	57,272	Lambeau Field
September 27	Minnesota	L	7-42	53,847	Riverfront
October 11	Houston	L	24-38	54,254	Riverfront
October 19	at Pittsburgh	L	0-20	55,411	Three Rivers/Monday night
October 25	at Houston	L	10-26	58,701	Astrodome
November 1	Cleveland	W	30-10	54,765	Riverfront
November 8	at Chicago	W	31-28	56,120	Soldier Field/*OT/Sunday night
November 15	at New York Jets	L	14-17	60,196	Giants
November 22	Detroit	L	13-19	48,574	Riverfront
November 29	Pittsburgh	L	9-21	54,253	Riverfront
December 6	at Cleveland	L	21-37	68,368	Cleveland
December 13	at San Diego	L	10-27	50,579	San Diego Jack Murphy
December 20	New England	W	20-10	45,355	Riverfront
December 27	Indianapolis	L	17-21	47,837	Riverfront
(Bye October 4)			274-364	Total regular-season home att.: 413,125	

1993

Record: 3-13-0 (4th in AFC Central); 3-5 at home; 0-8 on road

Head Coach: Dave Shula

Date	Opponent	W-L	Score	Att.	Stadium/Notes
September 5	at Cleveland	L	14-27	75,508	Cleveland
September 12	Indianapolis	L	6-9	50,299	Riverfront
September 19	at Pittsburgh	L	7-34	53,682	Three Rivers
September 26	Seattle	L	10-19	46,880	Riverfront
October 10	at Kansas City	L	15-17	75,394	Arrowhead
October 17	Cleveland	L	17-28	55,647	Riverfront
October 24	at Houston	L	12-28	50,039	Astrodome
November 7	Pittsburgh	L	16-24	51,202	Riverfront
November 14	Houston	L	3-38	42,347	Riverfront
November 21	at New York Jets	L	12-17	64,264	Giants
November 28	Los Angeles Raiders	W	16-10	43,272	Riverfront
December 5	at San Francisco	L	8-21	60,039	Candlestick Park/Sunday night
December 12	at New England	L	2-7	29,794	Foxboro
December 19	Los Angeles Rams	W	15-3	36,612	Riverfront
December 26	Atlanta	W	21-17	27,014	Riverfront
January 2	at New Orleans	L	13-20	58,036	Louisiana Superdome
(Byes October 3 & October 31)			187-319	Total regular-season home att.: 353,273	

PERFECTION AT HOME

The Bengals have gone undefeated (and untied) at home during the regular season three times in team history:

- 8-0 in the Super Bowl season of 1988
- 7-0 in the 1973 playoff season
- 4-0 in the strike-shortened 1982 campaign

1994

Record: 3-13-0 (3rd in AFC Central); 2-6 at home; 1-7 on road**Head Coach:** Dave Shula

Date	Opponent	W-L	Score	Att.	Stadium/Notes
September 4	Cleveland	L	20-28	52,778	Riverfront
September 11	at San Diego	L	10-27	53,217	San Diego Jack Murphy
September 18	New England	L	28-31	46,640	Riverfront
September 25	at Houston	L	13-20	44,253	Astrodome
October 2	Miami	L	7-23	55,056	Riverfront/Sunday night
October 16	at Pittsburgh	L	10-14	55,353	Three Rivers
October 23	at Cleveland	L	13-37	77,588	Cleveland
October 30	Dallas	L	20-23	57,096	Riverfront
November 6	at Seattle	W	20-17*	46,630	Kingdome/OT
November 13	Houston	W	34-31	54,908	Riverfront
November 20	Indianapolis	L	13-17	55,566	Riverfront
November 27	at Denver	L	13-15	69,714	Mile High
December 4	Pittsburgh	L	15-38	53,401	Riverfront
December 11	at New York Giants	L	20-27	67,530	Giants
December 18	at Arizona	L	7-28	50,110	Sun Devil
December 24	Philadelphia	W	33-30	39,923	Riverfront/Saturday afternoon
(Bye October 9)			276-406		Total regular-season home att.: 415,368

1995

Record: 7-9-0 (2nd in AFC Central); 3-5 at home; 4-4 on road**Head Coach:** Dave Shula

Date	Opponent	W-L	Score	Att.	Stadium/Notes
September 3	at Indianapolis	W	24-21*	42,445	RCA Dome/OT
September 10	Jacksonville	W	24-17	48,318	Riverfront
September 17	at Seattle	L	21-24	39,492	Kingdome
September 24	Houston	L	28-38	46,332	Riverfront
October 1	Miami	L	23-26	52,671	Riverfront
October 8	at Tampa Bay	L	16-19	41,732	Tampa
October 19	at Pittsburgh	W	27-9	56,684	Three Rivers/Thursday night
October 29	Cleveland	L	26-29*	58,639	Riverfront/OT
November 5	Oakland	L	17-20	51,265	Riverfront
November 12	at Houston	W	32-25	32,998	Astrodome
November 19	Pittsburgh	L	31-49	54,636	Riverfront
November 26	at Jacksonville	W	17-13	68,249	Jacksonville Municipal
December 3	at Green Bay	L	10-24	60,318	Lambeau Field
December 10	Chicago	W	16-10	38,642	Riverfront
December 17	at Cleveland	L	10-26	55,875	Cleveland
December 24	Minnesota	W	27-24	34,568	Riverfront
(Bye October 15)			349-374		Total regular-season home att.: 385,071

1996

Record: 8-8-0 (3rd in AFC Central); 6-2 at home; 2-6 on road**Head Coaches:** Dave Shula (1-6), Bruce Coslet (7-2)

Date	Opponent	W-L	Score	Att.	Stadium/Notes
September 1	at St. Louis	L	16-26	62,659	Trans World Dome
September 8	at San Diego	L	14-27	55,880	SD Jack Murphy
September 15	New Orleans	W	30-15	45,412	Cinergy Field
September 29	Denver	L	10-14	51,798	Cinergy Field
October 6	Houston	L	27-30*	44,680	Cinergy Field/OT/Sunday night
October 13	at Pittsburgh	L	10-20	58,875	Three Rivers
October 20	at San Francisco	L	21-28	63,218	3Com Park
October 27	Jacksonville	W	28-21	45,890	Cinergy Field
November 3	at Baltimore	W	24-21	60,743	Memorial
November 10	Pittsburgh	W	34-24	57,265	Cinergy Field
November 17	at Buffalo	L	17-31	75,549	Rich
November 24	Atlanta	W	41-31	44,868	Cinergy Field
December 1	at Jacksonville	L	27-30	57,408	Jacksonville Municipal
December 8	Baltimore	W	21-14	43,022	Cinergy Field
December 15	at Houston	W	21-13	15,131	Astrodome
December 22	Indianapolis	W	31-24	49,389	Cinergy Field
(Bye September 22)			372-369		Total regular-season home att.: 382,324

43 IN A ROW

The Bengals' longest sellout streak of regular and postseason home games is 43 straight games — at Riverfront Stadium/Cinergy Field. The sellout streak began with the opening game against Phoenix in 1988, the season the Bengals won the American Football Conference championship and met the San Francisco 49ers in Super Bowl XXIII. The final game of the streak was the home finale against Indianapolis in 1992.

1997

Record: 7-9-0 (4th in AFC Central); 6-2 at home; 1-7 on road
Head Coach: Bruce Coslet

Date	Opponent	W-L	Score	Att.	Stadium/Notes
August 31	Arizona	W	24-21	53,644	Cinergy Field
September 7	at Baltimore	L	10-23	52,968	Memorial
September 21	at Denver	L	20-38	73,871	Mile High
September 28	New York Jets	L	14-31	57,209	Cinergy Field
October 5	at Jacksonville	L	13-21	67,128	ALLTEL
October 12	at Tennessee	L	7-30	17,071	Liberty Bowl (Memphis)
October 19	Pittsburgh	L	10-26	60,020	Cinergy Field
October 26	at New York Giants	L	27-29	72,584	Giants
November 2	San Diego	W	38-31	53,754	Cinergy Field
November 9	at Indianapolis	W	28-13	58,473	RCA Dome
November 16	at Pittsburgh	L	3-20	55,226	Three Rivers
November 23	Jacksonville	W	31-26	55,158	Cinergy Field
November 30	at Philadelphia	L	42-44	66,623	Veterans
December 4	Tennessee	W	41-14	49,086	Cinergy Field/Thursday night
December 14	Dallas	W	31-24	60,043	Cinergy Field
December 21	Baltimore	W	16-14	50,917	Cinergy Field
(Bye September 14)			355-405	Total regular-season home att.: 439,831	

1998

Record: 3-13-0 (5th in AFC Central); 1-7 at home; 2-6 on road
Head Coach: Bruce Coslet

Date	Opponent	W-L	Score	Att.	Stadium/Notes
September 6	Tennessee	L	14-23	55,848	Cinergy Field
September 13	at Detroit	W	34-28	66,354	Pontiac Silverdome*/OT
September 20	Green Bay	L	6-13	56,346	Cinergy Field
September 27	at Baltimore	L	24-31	68,154	Ravens Stadium at Camden Yards/Sunday night
October 11	Pittsburgh	W	25-20	59,979	Cinergy Field
October 18	at Tennessee	L	14-44	33,288	Vanderbilt
October 25	at Oakland	L	10-27	40,089	Network Associates Coliseum
November 1	Denver	L	26-33	59,974	Cinergy Field
November 8	at Jacksonville	L	11-24	67,040	ALLTEL
November 15	at Minnesota	L	3-24	64,232	Metrodome
November 22	Baltimore	L	13-20	52,571	Cinergy Field
November 29	Jacksonville	L	17-34	55,432	Cinergy Field
December 6	Buffalo	L	20-33	54,359	Cinergy Field
December 13	at Indianapolis	L	26-39	55,179	RCA Dome
December 20	at Pittsburgh	W	25-24	52,017	Three Rivers
December 27	Tampa Bay	L	0-35	49,826	Cinergy Field
(Bye October 4)			268-452	Total regular-season home att.: 444,335	

1999

Record: 4-12-0 (5th in AFC Central); 2-6 at home; 2-6 on road
Head Coach: Bruce Coslet

Date	Opponent	W-L	Score	Att.	Stadium/Notes
September 12	at Tennessee	L	35-36	65,272	Adelphia Coliseum
September 19	San Diego	L	7-34	47,660	Cinergy Field
September 26	at Carolina	L	3-27	61,269	Ericsson
October 3	St. Louis	L	10-38	45,481	Cinergy Field
October 10	at Cleveland	W	18-17	73,048	Cleveland Browns
October 17	Pittsburgh	L	3-17	59,669	Cinergy Field
October 24	at Indianapolis	L	10-31	55,996	RCA Dome
October 31	Jacksonville	L	10-41	49,138	Cinergy Field
November 7	at Seattle	L	20-37	66,303	Kingdome
November 14	Tennessee	L	14-24	46,017	Cinergy Field
November 21	Baltimore	L	31-34	43,279	Cinergy Field
November 28	at Pittsburgh	W	27-20	50,907	Three Rivers
December 5	San Francisco	W	44-30	53,463	Cinergy Field
December 12	Cleveland	W	44-28	59,972	Cinergy Field
December 26	at Baltimore	L	0-22	68,036	PSINet
January 2	at Jacksonville	L	7-24	70,532	ALLTEL
(Bye December 19)			283-460	Total regular-season home att.: 404,679	

DOUBLE WHAMMY

Twice in Bengals history, two Cincinnati players have broken the 100-yard rushing mark in the same game.

On Oct. 29, 1972, in a 30-7 win vs. Houston, RB **Doug Dressler** gained 110 yards and HB **Essex Johnson** ran for 103 yards.

On Dec. 7, 1986, in a 31-7 victory at New England, HB **James Brooks** rushed for 163 yards and FB **Stanley Wilson** gained 120 yards.

2000

Record: 4-12-0 (5th in AFC Central); 3-5 at home; 1-7 on road

Head Coaches: Bruce Coslet (0-3), Dick LeBeau (4-9)

Date	Opponent	W-L	Score	Att.	Stadium/Notes
September 10	Cleveland	L	7-24	64,006	Paul Brown
September 17	at Jacksonville	L	0-13	45,653	ALLTEL
September 24	at Baltimore	L	0-37	68,481	PSINet
October 1	Miami	L	16-31	61,535	Paul Brown
October 8	Tennessee	L	14-23	63,406	Paul Brown
October 15	at Pittsburgh	L	0-15	54,328	Three Rivers
October 22	Denver	W	31-21	61,603	Paul Brown
October 29	at Cleveland	W	12-3	73,118	Cleveland Browns
November 5	Baltimore	L	7-27	54,759	Paul Brown
November 12	at Dallas	L	6-23	62,170	Texas
November 19	at New England	L	13-16	60,292	Foxboro
November 26	Pittsburgh	L	28-48	63,925	Paul Brown
December 3	Arizona	W	24-13	50,289	Paul Brown
December 10	at Tennessee	L	3-35	68,498	Adephia Coliseum
December 17	Jacksonville	W	17-14	50,469	Paul Brown
December 24	at Philadelphia	L	7-16	64,902	Veterans
(Bye September 3)			185-359	Total regular-season home att.: 469,992	

2001

Record: 6-10-0 (6th in AFC Central); 4-4 at home; 2-6 on road

Head Coach: Dick LeBeau

Date	Opponent	W-L	Score	Att.	Stadium/Notes
September 9	New England	W	23-17	51,521	Paul Brown
September 16	at Tennessee	NFL games not played as result of Sept. 11 terrorist attacks; game rescheduled for Jan. 6			
September 23	Baltimore	W	21-10	51,121	Paul Brown
September 30	at San Diego	L	14-28	56,048	Qualcomm
October 7	at Pittsburgh	L	7-16	62,335	Heinz Field
October 14	Cleveland	W	24-14	64,217	Paul Brown
October 21	Chicago	L	0-24	63,408	Paul Brown
October 28	at Detroit	W	31-27	69,343	Pontiac Silverdome
November 11	at Jacksonville	L	13-30	57,161	ALLTEL
November 18	Tennessee	L	7-20	63,865	Paul Brown
November 25	at Cleveland	L	0-18	72,918	Cleveland Browns
December 2	Tampa Bay	L	13-16*	52,135	Paul Brown/OT
December 9	Jacksonville	L	10-14	44,920	Paul Brown
December 16	at New York Jets	L	14-15	77,745	Giants
December 23	at Baltimore	L	0-16	68,987	PSINet
December 30	Pittsburgh	W	26-23*	63,751	Paul Brown/OT
January 6	at Tennessee**	W	23-21	68,798	Adephia Coliseum/**rescheduled from Sept. 16
(Bye November 4)			226-309	Total regular-season home att.: 454,938	

2002

Record: 2-14-0 (4th in AFC North); 1-7 at home; 1-7 on road

Head Coach: Dick LeBeau

Date	Opponent	W-L	Score	Att.	Stadium/Notes
September 8	San Diego	L	6-34	53,705	Paul Brown
September 15	at Cleveland	L	7-20	73,358	Cleveland Browns
September 22	at Atlanta	L	3-30	68,129	Georgia Dome/Sunday night
September 29	Tampa Bay	L	7-35	57,234	Paul Brown
October 6	at Indianapolis	L	21-28	56,570	RCA Dome
October 13	Pittsburgh	L	7-34	63,900	Paul Brown
October 27	Tennessee	L	24-30	52,822	Paul Brown
November 3	at Houston	W	38-3	69,827	Reliant
November 10	at Baltimore	L	27-38	69,024	Ravens
November 17	Cleveland	L	20-27	64,060	Paul Brown
November 24	at Pittsburgh	L	21-29	60,473	Heinz Field
December 1	Baltimore	L	23-27	44,878	Paul Brown
December 8	at Carolina	L	31-52	66,799	Ericsson
December 15	Jacksonville	L	15-29	42,092	Paul Brown
December 22	New Orleans	W	20-13	43,544	Paul Brown
December 29	at Buffalo	L	9-27	47,850	Ralph Wilson
(Bye October 20)			279-456	Total regular-season home att.: 422,253	

WORST TO FIRST

Four times in their history, the Bengals have finished first in their division after finishing in last place the season before.

The Bengals followed a cellar season with a division title in 1970, '81, '88 and '90.

2003

Record: 8-8-0 (2nd in AFC North); 5-3 at home; 3-5 on road

Head Coach: Marvin Lewis

Date	Opponent	W-L	Score	Att.	Stadium/Notes
September 7	Denver	L	10-30	63,820	Paul Brown
September 14	at Oakland	L	20-23	50,135	Network Associates Coliseum
September 21	Pittsburgh	L	10-17	64,596	Paul Brown
September 28	at Cleveland	W	21-14	73,428	Cleveland Browns
October 5	at Buffalo	L	16-22*	72,615	Ralph Wilson/* Overtime
October 19	Baltimore	W	34-26	53,553	Paul Brown
October 26	Seattle	W	27-24	52,131	Paul Brown
November 2	at Arizona	L	14-17	23,531	Sun Devil
November 9	Houston	W	34-27	50,437	Paul Brown
November 16	Kansas City	W	24-19	64,923	Paul Brown
November 23	at San Diego	W	34-27	52,069	Qualcomm
November 30	at Pittsburgh	W	24-20	58,797	Heinz Field
December 7	at Baltimore	L	13-31	69,468	M&T Bank
December 14	San Francisco	W	41-38	64,666	Paul Brown
December 21	at St. Louis	L	10-27	66,061	Edward Jones Dome
December 28	Cleveland	L	14-22	65,362	Paul Brown
(Bye October 12)			346-384	Total regular-season home att.: 479,488	

2004

Record: 8-8-0 (3rd in AFC North); 5-3 at home; 3-5 on road

Head Coach: Marvin Lewis

Date	Opponent	W-L	Score	Att.	Stadium/Notes
September 12	at New York Jets	L	24-31	77,230	The Meadowlands
September 19	Miami	W	16-13	65,705	Paul Brown/Sunday night
September 26	Baltimore	L	9-23	65,575	Paul Brown
October 3	at Pittsburgh	L	17-28	62,402	Heinz Field
October 17	at Cleveland	L	17-34	73,263	Cleveland Browns
October 25	Denver	W	23-10	65,806	Paul Brown/Monday night
October 31	at Tennessee	L	20-27	68,932	The Coliseum
November 7	Dallas	W	26-3	65,721	Paul Brown
November 14	at Washington	W	17-10	87,786	FedExField
November 21	Pittsburgh	L	14-19	65,780	Paul Brown
November 28	Cleveland	W	58-48	65,677	Paul Brown
December 5	at Baltimore	W	27-26	69,695	M&T Bank
December 12	at New England	L	28-35	68,756	Gillette
December 19	Buffalo	L	17-33	65,378	Paul Brown
December 26	New York Giants	W	23-22	64,606	Paul Brown
January 2	at Philadelphia	W	38-10	67,074	Lincoln Financial Field
(Bye October 10)			374-372	Total regular-season home att.: 524,248	

BENGALS' FUTURE OPPONENTS

The NFL has announced the regular-season scheduling rotation for all teams through 2009. The rotation sets 14 of the 16 opponents for each team in each season. The 14 opponents will be common to all teams in a division. Only two of a team's 16 games may involve opponents not common to other divisional foes, as two games will be determined each year based on the previous season's standings. Following is a list of the 14 known opponents for each Bengals season from 2006-09:

- 2006 Home:** Baltimore, Cleveland, Pittsburgh, Oakland, San Diego, Atlanta, Carolina.
Away: Baltimore, Cleveland, Pittsburgh, Denver, Kansas City, New Orleans, Tampa Bay.
- 2007 Home:** Baltimore, Cleveland, Pittsburgh, New England, N.Y. Jets, Arizona, St. Louis.
Away: Baltimore, Cleveland, Pittsburgh, Buffalo, Miami, San Francisco, Seattle.
- 2008 Home:** Baltimore, Cleveland, Pittsburgh, Jacksonville, Tennessee, Philadelphia, Washington.
Away: Baltimore, Cleveland, Pittsburgh, Houston, Indianapolis, Dallas, N.Y. Giants.
- 2009 Home:** Baltimore, Cleveland, Pittsburgh, Denver, Kansas City, Chicago, Detroit.
Away: Baltimore, Cleveland, Pittsburgh, Oakland, San Diego, Green Bay, Minnesota.

BENGALS ALL-TIME PRESEASON RESULTS

All-Time Preseason Record: 79-87-2

All games night games unless noted with (D).

1968 (2-3-0)

Date	Opponent	W-L	Score
August 3	Kansas City	L	14-38
August 10	at Denver	L	13-15
August 17	Buffalo	L	6-10
August 25 (D)	Pittsburgh-a	W	19-3
August 30	New York Jets-b	W	13-9
a-at Morgantown, W.Va.			
b-at Memphis, Tenn.			

1969 (3-2-0)

Date	Opponent	W-L	Score
August 10 (D)	Boston-a	L	13-21
August 16	Kansas City-b	L	7-23
August 23	Miami	W	28-21
August 30	at Pittsburgh	W	23-13
September 6	Denver	W	13-11
a-at Bowling Green, Ohio			
b-at Jackson, Miss.			

1970 (2-3-1)

Date	Opponent	W-L	Score
August 8	Washington	W	27-12
August 15	at Miami	L	10-20
August 22	at St. Louis	L	20-41
August 29	Cleveland	W	31-24
September 5	at Green Bay-a	T	10-10
September 12	Detroit	L	14-31
a-at Milwaukee			

1971 (5-0-1)

Date	Opponent	W-L	Score
August 7	at Miami	W	27-10
August 14	at Detroit	W	31-24
August 23	Pittsburgh	W	20-13
August 28	St. Louis	W	22-21
September 4	Green Bay	W	27-24
September 11	at Washington	T	17-17

1972 (3-3-0)

Date	Opponent	W-L	Score
August 5	at Green Bay	L	14-24
August 12	Detroit	W	28-20
August 19	Miami	L	17-35
August 26	at Philadelphia	W	34-20
September 3 (D)	Cleveland-a	W	27-21
September 9	Atlanta	L	14-44
a-at Columbus, Ohio			

1973 (4-2-0)

Date	Opponent	W-L	Score
August 4	at Miami	L	13-14
August 11	Philadelphia	W	45-21
August 19 (D)	Cleveland-a	L	6-24
August 24	at Detroit	W	17-10
September 1	Atlanta	W	31-20
September 8	Green Bay	W	13-10
a-at Columbus, Ohio			

1974 (4-2-0)

Date	Opponent	W-L	Score
August 3	Miami	W	19-13
August 10	Philadelphia	W	35-21
August 17	at Atlanta	W	13-7 (OT)
August 26	Detroit	W	27-14
September 1 (D)	Cleveland-a	L	17-21
September 6	at Green Bay-b	L	24-26
a-at Columbus, Ohio			
b-at Milwaukee			

1975 (4-3-0)

Date	Opponent	W-L	Score
August 2 (D)	Washington-a	L	9-17
August 9	at Miami	L	3-7
August 15	at Buffalo	W	38-28
August 23	Green Bay	W	27-10
August 28	at Philadelphia	L	20-30
September 6 (D)	at Detroit	W	22-14
September 13	New Orleans	W	20-0
a-Hall of Fame Game at Canton, Ohio			

1976 (4-2-0)

Date	Opponent	W-L	Score
July 31	at Green Bay	W	23-17
August 7	Buffalo	W	31-10
August 14	Detroit	W	26-14
August 22 (D)	at Minnesota	L	17-23
August 28	at New Orleans	L	10-13
September 4	at Tampa Bay	W	24-13

1977 (5-1-0)

Date	Opponent	W-L	Score
August 6	at Green Bay	L	20-23
August 13	Tampa Bay	W	45-0
August 21 (D)	at Detroit	W	17-13
August 27	at St. Louis	W	33-9
September 3	Minnesota	W	26-7
September 10	at Chicago	W	24-6

1978 (2-2-0)

Date	Opponent	W-L	Score
August 5	at Tampa Bay	L	0-17
August 12	Detroit	L	10-14
August 19	Chicago	W	27-3
August 26	at Green Bay-a	W	17-14
a-at Milwaukee			

1979 (2-2-0)

Date	Opponent	W-L	Score
August 4	at Detroit	W	40-28
August 11	Green Bay	W	20-5
August 18	at Chicago	L	13-17
August 25	Tampa Bay	L	13-24

1980 (1-3-0)

Date	Opponent	W-L	Score
August 9	at Denver	L	6-17
August 16	Chicago	W	21-3
August 23	at Tampa Bay	L	14-20 (OT)
August 30	Detroit	L	10-15

1981 (2-2-0)

Date	Opponent	W-L	Score
August 8	at Tampa Bay	W	24-17
August 15	at Detroit	W	30-20
August 22	at Chicago	L	21-24
August 29	Denver	L	20-24

1982 (1-3-0)

Date	Opponent	W-L	Score
August 13	at Kansas City	L	20-26
August 20	at Green Bay-a	L	27-41
August 28	Detroit	L	23-27
September 3	Washington	W	28-21
a-at Milwaukee			

1983 (0-4-0)

Date	Opponent	W-L	Score
August 6	Kansas City	L	7-24
August 12	at Washington	L	23-27
August 18	New York Jets	L	17-20 (OT)
August 27	at Detroit	L	7-34

1984 (3-1-0)

Date	Opponent	W-L	Score
August 4	at New York Jets	W	21-15
August 11	at Tampa Bay	L	13-21
August 18	at Chicago	W	25-17
August 24	Detroit	W	35-14

1985 (2-2-0)

Date	Opponent	W-L	Score
August 10	Kansas City	L	27-35
August 17	New York Jets	W	24-20
August 23	at Detroit	L	17-31
August 30	at Indianapolis	W	31-21

1986 (1-3-0)

Date	Opponent	W-L	Score
August 9	at Kansas City	L	0-20
August 16	at New York Jets	L	17-28
August 23	Green Bay	W	34-12
August 29	Detroit	L	20-30

1987 (2-2-0)

Date	Opponent	W-L	Score
August 15	at Tampa Bay	W	31-30
August 22	at Detroit	L	9-23
August 29	at Green Bay	W	28-20
September 4	New Orleans	L	14-26

1988 (4-1-0)

Date	Opponent	W-L	Score
July 30 (D)	Los Angeles Rams-a	W	14-7
August 6	at Kansas City	L	21-34
August 13	at Buffalo	W	24-13
August 20	Detroit	W	24-7
August 26	at New England	W	27-21
a-Hall of Fame Game at Canton, Ohio			

1989 (2-2-0)

Date	Opponent	W-L	Score
August 13	Buffalo	W	24-20
August 19	at Detroit	W	35-3
August 28	at New Orleans	L	10-27
September 1	at Minnesota	L	10-17

1990 (1-3-0)

Date	Opponent	W-L	Score
August 11	at Tampa Bay	L	17-30
August 18	at Atlanta	L	17-34
August 24	at New England	W	13-10 (OT)
August 31	Detroit	L	24-26

1991 (2-2-0)

Date	Opponent	W-L	Score
August 2	at Detroit	L	20-24
August 10	Philadelphia	L	24-29
August 17	Minnesota	W	27-24 (OT)
August 24	at Green Bay-a	W	19-16 (OT)
a-at Milwaukee			

1992 (2-2-0)

Date	Opponent	W-L	Score
August 9	at New York Giants	L	7-13
August 15	at Philadelphia	L	17-27
August 22	Indianapolis	W	20-0
August 28	Detroit	W	34-17

1993 (2-2-0)

Date	Opponent	W-L	Score
August 7	New York Giants	L	16-27
August 14	at Indianapolis	W	24-7
August 20	at Detroit	L	7-30
August 27	Philadelphia	W	23-3

1994 (1-3-0)

Date	Opponent	W-L	Score
August 6	at Tampa Bay	L	16-17
August 13	Indianapolis	L	21-26
August 20	at Philadelphia	L	7-17
August 26	Detroit	W	38-14

1995 (1-3-0)

Date	Opponent	W-L	Score
August 4	at Indianapolis	W	34-21
August 11	Tampa Bay	L	7-31
August 17	at Detroit	L	13-20
August 25	New York Jets	L	24-30

1996 (2-2-0)

Date	Opponent	W-L	Score
August 3	Indianapolis	W	28-25
August 10	at Arizona	L	10-13
August 16	at Washington	W	28-7
August 23	Detroit	L	17-24

1997 (2-2-0)

Date	Opponent	W-L	Score
August 1	at Indianapolis	L	16-20
August 8	at Detroit	W	27-23
August 16	Minnesota	W	37-13
August 22	Seattle	L	28-31

1998 (1-3-0)

Date	Opponent	W-L	Score
August 8	at New York Giants	L	17-24
August 17	Indianapolis	L	27-30
August 22	Detroit	W	33-19
August 28	at Atlanta	L	0-17

1999 (0-4-0)

Date	Opponent	W-L	Score
August 14	at Indianapolis	L	17-20
August 20	at Detroit	L	0-16
August 28	Buffalo	L	3-30
September 3	Atlanta	L	16-28

2000 (1-3-0)

Date	Opponent	W-L	Score
August 4	at Buffalo	L	20-21
August 11	at Atlanta	L	16-31
August 19	Chicago	W	24-20
August 25	Detroit	L	13-21

2001 (1-3-0)

Date	Opponent	W-L	Score
August 4	at Chicago	L	13-16 (OT)
August 10	at Detroit	W	27-24
August 25	Buffalo	L	10-20
August 30	Indianapolis	L	17-23

2002 (2-2-0)

Date	Opponent	W-L	Score
August 9	at Buffalo	W	24-17
August 17	at Indianapolis	W	22-10
August 24	New Orleans	L	23-31
August 29	Atlanta	L	14-27

2003 (1-3-0)

Date	Opponent	W-L	Score
August 10 (D)	at New York Jets	L	13-28
August 16	Detroit	W	23-10
August 23	Tennessee	L	15-23
August 29	at Indianapolis	L	20-21

2004 (2-2-0)

Date	Opponent	W-L	Score
August 16	at Tampa Bay	L	6-20
August 21	New England	W	31-3
August 28	at Atlanta	L	10-37
September 3	Indianapolis	W	16-13

BENGALS ALL-TIME RESULTS BY OPPONENTS

ARIZONA CARDINALS

Bengals Lead Regular Season Series 5-3-0
(Cardinals franchise known as Phoenix prior to 1994 and in St. Louis prior to 1988)

Year	Site	Result
1973	Cincinnati	W, 42-24
1979	Cincinnati	W, 34-28
1985	St. Louis	L, 27-41
1988	Cincinnati	W, 21-14
1994	Arizona	L, 7-28
1997	Cincinnati	W, 24-21
2000	Cincinnati	W, 24-13
2003	Arizona	L, 14-17

ATLANTA FALCONS

Bengals Lead Regular Season Series 7-3-0

Year	Site	Result
1971	Cincinnati	L, 6-9
1975	Atlanta	W, 21-14
1978	Cincinnati	W, 37-7
1981	Atlanta	W, 30-28
1984	Cincinnati	W, 35-14
1987	Atlanta	W, 16-10
1990	Atlanta	L, 17-38
1993	Cincinnati	W, 21-17
1996	Cincinnati	W, 41-31
2002	Atlanta	L, 3-30

BALTIMORE RAVENS

Ravens Lead Regular Season Series 12-6-0

Year	Site	Result
1996	Baltimore	W, 24-21
Cincinnati	W, 21-14	
1997	Baltimore	L, 10-23
Cincinnati	W, 16-14	
1998	Baltimore	L, 24-31
Cincinnati	L, 13-20	
1999	Cincinnati	L, 31-34
Baltimore	L, 0-22	
2000	Baltimore	L, 0-37
Cincinnati	L, 7-27	
2001	Cincinnati	W, 21-10
Baltimore	L, 0-16	
2002	Baltimore	L, 27-38
Cincinnati	L, 23-27	
2003	Cincinnati	W, 34-26
Baltimore	L, 13-31	
2004	Cincinnati	L, 9-23
Baltimore	W, 27-26	

BUFFALO BILLS

Bills Lead Regular Season Series 12-9-0;
Bengals Lead Postseason Series 2-0

Year	Site	Result
1968	Cincinnati	W, 34-23
1969	Buffalo	L, 13-16
1970	Buffalo	W, 43-14
1973	Buffalo	W, 16-13
1975	Cincinnati	W, 33-24
1978	Buffalo	L, 0-5

1979	Buffalo	L, 24-51
1980	Cincinnati	L, 0-14
1981	Cincinnati	W, 27-24 (OT)
*Cincinnati	W, 28-21	
1983	Cincinnati	L, 6-10
1984	Cincinnati	W, 52-21
1985	Buffalo	W, 23-17
1986	Cincinnati	W, 36-33 (OT)
1988	Cincinnati	W, 35-21
**Cincinnati	W, 21-10	
1989	Buffalo	L, 7-24
1991	Buffalo	L, 16-35
1996	Buffalo	L, 17-31
1998	Cincinnati	L, 20-33
2002	Buffalo	L, 9-27
2003	Buffalo	L, 16-22 (OT)
2004	Cincinnati	L, 17-33

*AFC Divisional Playoff
**AFC Championship

CAROLINA PANTHERS

Panthers Lead Regular Season Series 2-0-0

Year	Site	Result
1999	Carolina	L, 3-27
2002	Carolina	L, 31-52

CHICAGO BEARS

Bengals Lead Regular Season Series 4-3-0

Year	Site	Result
1972	Chicago	W, 13-3
1980	Chicago	W, 17-14 (OT)
1986	Cincinnati	L, 7-44
1989	Chicago	L, 14-17
1992	Chicago	W, 31-28 (OT)
1995	Cincinnati	W, 16-10
2001	Cincinnati	L, 0-24

CLEVELAND BROWNS

Browns Lead Regular Season Series 33-30-0

Year	Site	Result
1970	Cleveland	L, 27-30
Cincinnati	W, 14-10	
1971	Cincinnati	L, 24-27
Cleveland	L, 27-31	
1972	Cleveland	L, 6-27
Cincinnati	L, 24-27	
1973	Cleveland	L, 10-17
Cincinnati	W, 34-17	
1974	Cincinnati	W, 33-7
Cleveland	W, 34-24	
1975	Cincinnati	W, 24-17
Cleveland	L, 23-35	
1976	Cleveland	W, 45-24
Cincinnati	W, 21-6	
1977	Cincinnati	L, 3-13
Cleveland	W, 10-7	
1978	Cleveland	L, 10-13 (OT)
Cincinnati	W, 48-16	
1979	Cleveland	L, 27-28
Cincinnati	W, 16-12	
1980	Cleveland	L, 7-31
Cincinnati	L, 24-27	
1981	Cincinnati	L, 17-20
Cleveland	W, 41-21	
1982	Cincinnati	W, 23-10

1983	Cleveland	L, 7-17
Cincinnati	W, 28-21	
1984	Cincinnati	W, 12-9
Cleveland	W, 20-17 (OT)	
1985	Cincinnati	W, 27-10
Cleveland	L, 6-24	
1986	Cleveland	W, 30-13
Cincinnati	L, 3-34	
1987	Cincinnati	L, 0-34
Cleveland	L, 24-38	
1988	Cincinnati	W, 24-17
Cleveland	L, 16-23	
1989	Cincinnati	W, 21-14
Cleveland	W, 21-0	
1990	Cleveland	W, 34-13
Cincinnati	W, 21-14	
1991	Cleveland	L, 13-14
Cincinnati	W, 23-21	
1992	Cincinnati	W, 30-10
Cleveland	L, 21-37	
1993	Cincinnati	L, 14-27
Cincinnati	L, 17-28	
1994	Cincinnati	L, 20-28
Cleveland	L, 13-37	
1995	Cincinnati	L, 26-29 (OT)
Cleveland	L, 10-26	
1999	Cleveland	W, 18-17
Cincinnati	W, 44-28	
2000	Cincinnati	L, 7-24
Cleveland	W, 12-3	
2001	Cincinnati	W, 24-14
Cleveland	L, 0-18	
2002	Cleveland	L, 7-20
Cincinnati	L, 20-27	
2003	Cleveland	W, 21-14
Cincinnati	L, 14-22	
2004	Cleveland	L, 17-34
Cincinnati	W, 58-48	

DALLAS COWBOYS

Cowboys Lead Regular Season Series 5-4-0

Year	Site	Result
1973	Dallas	L, 10-38
1979	Dallas	L, 13-38
1985	Cincinnati	W, 50-24
1988	Dallas	W, 38-24
1991	Dallas	L, 23-35
1994	Cincinnati	L, 20-23
1997	Cincinnati	W, 31-24
2000	Dallas	L, 6-23
2004	Cincinnati	W, 26-3

DENVER BRONCOS

Broncos Lead Regular Season Series 15-8-0

Year	Site	Result
1968	Cincinnati	W, 24-10
Denver	L, 7-10	
1969	Cincinnati	L, 23-30
Denver	L, 16-27	
1971	Denver	W, 24-10
1972	Cincinnati	W, 21-10
1973	Denver	L, 10-28
1975	Denver	W, 17-16
1976	Cincinnati	W, 17-7
1977	Cincinnati	L, 13-24
1979	Denver	L, 0-10
1981	Cincinnati	W, 38-21
1983	Denver	L, 17-24

1984	Denver	L, 17-20
1986	Denver	L, 28-34
1991	Denver	L, 14-45
1994	Denver	L, 13-15
1996	Cincinnati	L, 10-14
1997	Denver	L, 20-38
1998	Cincinnati	L, 26-33
2000	Cincinnati	W, 31-21
2003	Cincinnati	L, 10-30
2004	Cincinnati	W, 23-10

DETROIT LIONS

Bengals Lead Regular Season Series 5-3-0

Year	Site	Result
1970	Detroit	L, 3-38
1974	Cincinnati	L, 19-23
1983	Cincinnati	W, 17-9
1986	Detroit	W, 24-17
1989	Cincinnati	W, 42-7
1992	Cincinnati	L, 13-19
1998	Detroit	W, 34-28 (OT)
2001	Detroit	W, 31-27

GREEN BAY PACKERS

Packers Lead Regular Season Series 5-4-0

Year	Site	Result
1971	Green Bay	L, 17-20
1976	Cincinnati	W, 28-7
1977	Milwaukee	W, 17-7
1980	Green Bay	L, 9-14
1983	Cincinnati	W, 34-14
1986	Milwaukee	W, 34-28
1992	Green Bay	L, 23-24
1995	Green Bay	L, 10-24
1998	Cincinnati	L, 6-13

HOUSTON TEXANS

Bengals Lead Regular Season Series 2-0-0

Year	Site	Result
2002	Houston	W, 38-3
2003	Cincinnati	W, 34-27

INDIANAPOLIS COLTS

Colts Lead Regular Season Series 12-8-0;
Colts Lead Postseason Series 1-0
(Colts franchise in Baltimore prior to 1984)

Year	Site	Result
1970	*Baltimore	L, 0-17
1972	Cincinnati	L, 19-20
1974	Baltimore	W, 24-14
1976	Baltimore	L, 27-28
1979	Baltimore	L, 28-38
1980	Cincinnati	W, 34-33
1981	Baltimore	W, 41-19
1982	Baltimore	W, 20-17
1983	Cincinnati	L, 31-34
1987	Indianapolis	W, 23-21
1989	Cincinnati	L, 12-23
1990	Cincinnati	L, 20-34
1992	Cincinnati	L, 17-21
1993	Cincinnati	L, 6-9

(continued)

BENGALS-COLTS (cont'd)

1994	Cincinnati	L, 13-17
1995	Indianapolis	W, 24-21 (OT)
1996	Cincinnati	W, 31-24
1997	Indianapolis	W, 28-13
1998	Indianapolis	L, 26-39
1999	Indianapolis	L, 10-31
2002	Indianapolis	L, 21-28

*AFC Divisional Playoff

JACKSONVILLE JAGUARS

Jaguars Lead Regular Season Series 10-5-0

Year	Site	Result
1995	Cincinnati	W, 24-17
	Jacksonville	W, 17-13
1996	Cincinnati	W, 28-21
	Jacksonville	L, 27-30
1997	Jacksonville	L, 13-21
	Cincinnati	W, 31-26
1998	Jacksonville	L, 11-24
	Cincinnati	L, 17-34
1999	Cincinnati	L, 10-41
	Jacksonville	L, 7-24
2000	Jacksonville	L, 0-13
	Cincinnati	W, 17-14
2001	Jacksonville	L, 13-30
	Cincinnati	L, 10-14
2002	Cincinnati	L, 15-29

KANSAS CITY CHIEFS

Chiefs Lead Regular Season Series 11-10-0

Year	Site	Result
1968	Kansas City	L, 3-13
	Cincinnati	L, 9-16
1969	Cincinnati	W, 24-19
	Kansas City	L, 22-42
1970	Cincinnati	L, 19-27
1972	Kansas City	W, 23-16
1973	Cincinnati	W, 14-6
1974	Cincinnati	W, 33-6
1976	Kansas City	W, 27-24
1977	Kansas City	W, 27-7
1978	Cincinnati	L, 23-24
1979	Cincinnati	L, 7-10
1980	Kansas City	W, 20-6
1983	Kansas City	L, 15-20
1984	Cincinnati	L, 22-27
1986	Kansas City	L, 14-24
1987	Cincinnati	W, 30-27 (OT)
1988	Kansas City	L, 28-31
1989	Kansas City	W, 21-17
1993	Kansas City	L, 15-17
2003	Cincinnati	W, 24-19

MIAMI DOLPHINS

Dolphins Lead Regular Season Series 12-4-0; Dolphins Lead Postseason Series 1-0

Year	Site	Result
1968	Cincinnati	L, 22-24
	Miami	W, 38-21
1969	Cincinnati	W, 27-21
1971	Cincinnati	L, 13-23
1973	*Miami	L, 16-34
1974	Miami	L, 3-24
1977	Cincinnati	W, 23-17
1978	Miami	L, 0-21

1980	Miami	L, 16-17
1983	Miami	L, 14-38
1987	Cincinnati	L, 14-20
1989	Cincinnati	L, 13-20
1991	Miami	L, 13-37
1994	Cincinnati	L, 7-23
1995	Cincinnati	L, 23-26
2000	Cincinnati	L, 16-31
2004	Cincinnati	W, 16-13

*AFC Divisional Playoff Game

MINNESOTA VIKINGS

Vikings Lead Regular Season Series 5-4-0

Year	Site	Result
1973	Cincinnati	W, 20-42
1977	Minnesota	L, 10-10
1980	Cincinnati	W, 14-0
1983	Minnesota	L, 14-20
1986	Cincinnati	W, 24-20
1989	Minnesota	L, 21-29
1992	Cincinnati	L, 7-42
1995	Cincinnati	W, 27-24
1998	Minnesota	L, 3-24

NEW ENGLAND PATRIOTS

Patriots Lead Regular Season Series 11-8-0 (Patriots franchise in Boston prior to 1971)

Year	Site	Result
1968	Boston	L, 14-33
1969	Cincinnati	L, 14-25
1970	Cincinnati	W, 45-7
1972	New England	W, 31-7
1975	Cincinnati	W, 27-10
1978	Cincinnati	L, 3-10
1979	Cincinnati	L, 14-20
1984	New England	L, 14-20
1985	New England	L, 23-34
1986	New England	W, 31-7
1988	New England	L, 21-27
1990	Cincinnati	W, 41-7
1991	Cincinnati	W, 29-7
1992	Cincinnati	W, 20-10
1993	New England	L, 2-7
1994	Cincinnati	L, 28-31
2000	New England	L, 13-16
2001	Cincinnati	W, 23-17
2004	New England	L, 28-35

NEW ORLEANS SAINTS

Regular Season Series Tied 5-5-0

Year	Site	Result
1970	Cincinnati	W, 26-6
1975	New Orleans	W, 21-0
1978	Cincinnati	L, 18-20
1981	New Orleans	L, 7-17
1984	New Orleans	W, 24-21
1987	Cincinnati	L, 24-41
1990	Cincinnati	L, 7-21
1993	New Orleans	L, 13-20
1996	Cincinnati	W, 30-15
2002	Cincinnati	W, 20-13

NEW YORK GIANTS

Bengals Lead Regular Season Series 5-2-0

Year	Site	Result
1972	Cincinnati	W, 13-10
1977	Cincinnati	W, 30-13
1985	Cincinnati	W, 35-30
1991	Cincinnati	W, 27-24
1994	New York	L, 20-27
1997	New York	L, 27-29
2004	Cincinnati	W, 23-22

NEW YORK JETS

Jets Lead Regular Season Series 12-6-0; Jets Lead Postseason Series 1-0

Year	Site	Result
1968	New York	L, 14-27
1969	Cincinnati	L, 7-21
	New York	L, 7-40
1971	New York	L, 21-35
1973	Cincinnati	W, 20-14
1976	New York	W, 42-3
1981	New York	W, 31-30
1982	*Cincinnati	L, 17-44
1984	New York	L, 23-43
1985	Cincinnati	L, 20-29
1986	Cincinnati	W, 52-21
1987	New York	L, 20-27
1988	Cincinnati	W, 36-19
1990	Cincinnati	W, 25-20
1992	New York	L, 14-17
1993	New York	L, 12-17
1997	Cincinnati	L, 14-31
2001	New York	L, 14-15
2004	New York	L, 24-31

*AFC First-Round Playoff

OAKLAND RAIDERS

Raiders Lead Regular Season Series 17-7-0; Raiders Lead Postseason Series 2-0 (Raiders franchise in Los Angeles 1982-94)

Year	Site	Result
1968	Oakland	L, 10-31
	Cincinnati	L, 0-34
1969	Cincinnati	W, 31-17
	Oakland	L, 17-37
1970	Cincinnati	W, 31-21
1971	Oakland	L, 27-31
1972	Cincinnati	L, 14-20
1974	Oakland	L, 27-30
1975	Cincinnati	W, 14-10
	*Oakland	L, 28-31
1976	Oakland	L, 20-35
1978	Cincinnati	L, 21-34
1980	Oakland	L, 17-28
1982	Cincinnati	W, 31-17
1983	Cincinnati	L, 10-20
1985	Los Angeles	L, 6-13
1988	Los Angeles	W, 45-21
1989	Los Angeles	L, 7-28
1990	Los Angeles	L, 7-24
	*Los Angeles	L, 10-20
1991	Cincinnati	L, 14-38
1992	Cincinnati	W, 24-21 (OT)
1993	Cincinnati	W, 16-10
1995	Cincinnati	L, 17-20
1998	Oakland	L, 10-27
2003	Oakland	L, 20-23

*AFC Divisional Playoff Game

PHILADELPHIA EAGLES

Bengals Lead Regular Season Series 7-3-0

Year	Site	Result
1971	Cincinnati	W, 37-14
1975	Philadelphia	W, 31-0
1979	Cincinnati	W, 37-13
1982	Philadelphia	W, 18-14
1988	Philadelphia	W, 28-24
1991	Philadelphia	L, 10-17
1994	Cincinnati	W, 33-30
1997	Philadelphia	L, 42-44
2000	Philadelphia	L, 7-16
2004	Philadelphia	W, 38-10

PITTSBURGH STEELERS

Steelers Lead Regular Season Series 41-28-0

Year	Site	Result
1970	Pittsburgh	L, 10-21
	Cincinnati	W, 34-7
1971	Pittsburgh	L, 10-21
	Cincinnati	L, 13-21
1972	Cincinnati	W, 15-10
	Pittsburgh	L, 17-40
1973	Cincinnati	W, 19-7
	Pittsburgh	L, 13-20
1974	Cincinnati	W, 17-10
	Pittsburgh	L, 3-27
1975	Cincinnati	L, 24-30
	Pittsburgh	L, 14-35
1976	Pittsburgh	L, 6-23
	Cincinnati	L, 3-7
1977	Pittsburgh	L, 14-20
	Cincinnati	W, 17-10
1978	Cincinnati	L, 3-28
	Pittsburgh	L, 6-7
1979	Cincinnati	W, 34-10
	Pittsburgh	L, 17-37
1980	Cincinnati	W, 30-28
	Pittsburgh	W, 17-16
1981	Cincinnati	W, 34-7
	Pittsburgh	W, 17-10
1982	Pittsburgh	L, 20-26 (OT)
1983	Cincinnati	L, 14-24
	Pittsburgh	W, 23-10
1984	Pittsburgh	L, 17-38
	Cincinnati	W, 22-20
1985	Pittsburgh	W, 37-24
	Cincinnati	W, 26-21
1986	Cincinnati	W, 24-22
	Pittsburgh	L, 9-30
1987	Pittsburgh	L, 20-23
	Cincinnati	L, 16-30
1988	Pittsburgh	W, 17-12
	Cincinnati	W, 42-7
1989	Cincinnati	W, 41-10
	Pittsburgh	W, 26-16
1990	Cincinnati	W, 27-3
	Pittsburgh	W, 16-12
1991	Cincinnati	L, 27-33 (OT)
	Pittsburgh	L, 10-17
1992	Pittsburgh	L, 0-20
	Cincinnati	L, 9-21
1993	Pittsburgh	L, 7-34
	Cincinnati	L, 16-24
1994	Pittsburgh	L, 10-14
	Cincinnati	L, 15-38
1995	Pittsburgh	W, 27-9
	Cincinnati	L, 31-49

(continued)

BENGALS-STEELERS (cont'd)

1996	Pittsburgh	L, 10-20
	Cincinnati	W, 34-24
1997	Cincinnati	L, 10-26
	Pittsburgh	L, 3-20
1998	Cincinnati	W, 25-20
	Pittsburgh	W, 25-24
1999	Cincinnati	L, 3-17
	Pittsburgh	W, 27-20
2000	Pittsburgh	L, 0-15
	Cincinnati	L, 28-49
2001	Pittsburgh	L, 7-16
	Cincinnati	W, 26-23 (OT)
2002	Cincinnati	L, 7-34
	Pittsburgh	L, 21-29
2003	Cincinnati	L, 10-17
	Pittsburgh	W, 24-20
2004	Pittsburgh	L, 17-28
	Cincinnati	L, 14-19

ST. LOUIS RAMS

Regular Season Series
Tied 5-5-0

(Rams franchise in Los Angeles prior to 1995)

Year	Site	Result
1972	Los Angeles	L, 12-15
1976	Cincinnati	W, 20-12
1978	Los Angeles	W, 20-19
1981	Cincinnati	W, 24-10
1984	Cincinnati	L, 14-24
1990	Los Angeles	W, 34-31 (OT)
1993	Cincinnati	W, 15-3
1996	St. Louis	L, 16-26
1999	Cincinnati	L, 10-38
2003	St. Louis	L, 10-27

SAN DIEGO CHARGERS

Chargers Lead Regular
Season Series 17-10-0;
Bengals Lead Postseason
Series 1-0

Year	Site	Result
1968	San Diego	L, 13-29
	Cincinnati	L, 10-31
1969	Cincinnati	W, 34-20
	San Diego	L, 14-21
1970	San Diego	W, 17-14
1971	Cincinnati	W, 31-0
1973	San Diego	W, 20-13
1974	Cincinnati	L, 17-20
1975	Cincinnati	W, 47-17
1977	San Diego	L, 3-24
1978	San Diego	L, 13-22
1979	Cincinnati	L, 24-26
1980	Cincinnati	L, 14-31
1981	San Diego	W, 40-17
	*Cincinnati	W, 27-7
1982	San Diego	L, 34-50
1985	Cincinnati	L, 41-44
1987	Cincinnati	L, 9-10
1988	Cincinnati	W, 27-10
1990	San Diego	W, 21-16
1992	San Diego	L, 10-27
1994	San Diego	L, 10-27
1996	San Diego	L, 14-27
1997	Cincinnati	W, 38-31
1999	Cincinnati	L, 7-34
2001	San Diego	L, 14-28
2002	Cincinnati	L, 6-34
2003	San Diego	W, 34-27

*AFC Championship

SAN FRANCISCO 49ERS

49ers Lead Regular Season
Series 7-3-0;
49ers Lead Postseason
Series 2-0

Year	Site	Result
1974	San Francisco	W, 21-3
1978	San Francisco	L, 12-28
1981	Cincinnati	L, 3-21
	*Pontiac, Mich.	L, 21-26
1984	San Francisco	L, 17-23
1987	Cincinnati	L, 26-27
1988	*Miami	L, 16-20
1990	Cincinnati	L, 17-20 (OT)
1993	San Francisco	L, 8-21
1996	San Francisco	L, 21-28
1999	Cincinnati	W, 44-30
2003	Cincinnati	W, 41-38

*Super Bowl XVII

#Super Bowl XXXII

SEATTLE SEAHAWKS

Regular Season Series
Tied 8-8-0;
Bengals Lead Postseason
Series 1-0

Year	Site	Result
1977	Cincinnati	W, 42-20
1981	Cincinnati	W, 27-21
1982	Cincinnati	W, 24-10
1984	Cincinnati	L, 6-26
1985	Cincinnati	L, 24-28
1986	Cincinnati	W, 34-7
1987	Seattle	W, 17-10
1988	*Cincinnati	W, 21-13
1989	Cincinnati	L, 17-24
1990	Seattle	L, 16-31
1991	Cincinnati	L, 7-13
1992	Seattle	W, 21-3
1993	Cincinnati	L, 10-19
1994	Seattle	W, 20-17 (OT)
1995	Seattle	L, 21-24
1999	Seattle	L, 20-37
2003	Cincinnati	W, 27-24

*AFC Divisional Playoff Game

TAMPA BAY BUCCANEERS

Buccaneers Lead Regular
Season Series 5-3-0

Year	Site	Result
1976	Cincinnati	W, 21-0
1980	Cincinnati	L, 12-17
1983	Tampa Bay	W, 23-17
1989	Cincinnati	W, 56-23
1995	Tampa Bay	L, 16-19
1998	Cincinnati	L, 0-35
2001	Cincinnati	L, 13-16 (OT)
2002	Cincinnati	L, 7-35

TENNESSEE TITANS

Titans Lead Regular Season
Series 38-29-1;
Bengals Lead Postseason
Series 1-0

(Titans franchise in
Houston prior to 1997
and known as Oilers
prior to 1999)

Year	Site	Result
1968	Cincinnati	L, 17-27
1969	Houston	T, 31-31
1970	Cincinnati	L, 13-20
	Houston	W, 30-20
1971	Houston	L, 6-10
	Cincinnati	W, 28-13
1972	Cincinnati	W, 30-7
	Houston	W, 61-17
1973	Cincinnati	W, 24-10
	Houston	W, 27-24
1974	Cincinnati	L, 21-34
	Houston	L, 3-20
1975	Houston	W, 21-19
	Cincinnati	W, 23-19
1976	Houston	W, 27-7
	Cincinnati	W, 31-27
1977	Cincinnati	W, 13-10 (OT)
	Houston	L, 16-21
1978	Cincinnati	W, 28-13
	Houston	L, 10-17
1979	Cincinnati	L, 27-30 (OT)
	Houston	L, 21-42
1980	Cincinnati	L, 10-13
	Houston	L, 3-23
1981	Houston	L, 10-17
	Cincinnati	W, 34-21
1982	Cincinnati	W, 27-6
	Houston	W, 35-27

1983	Houston	W, 55-14
	Cincinnati	W, 38-10
1984	Cincinnati	W, 13-3
	Houston	W, 31-13
1985	Houston	L, 27-44
	Cincinnati	W, 45-27
1986	Cincinnati	W, 31-28
	Houston	L, 28-32
1987	Cincinnati	L, 29-31
	Houston	L, 17-21
1988	Cincinnati	W, 44-21
	Houston	L, 6-41
1989	Houston	L, 24-26
	Cincinnati	W, 61-7
1990	Houston	L, 17-48
	Cincinnati	W, 40-20
	*Cincinnati	W, 41-14
1991	Cincinnati	L, 7-30
	Houston	L, 3-35
1992	Cincinnati	L, 24-38
	Houston	L, 10-26
1993	Houston	L, 12-28
	Cincinnati	L, 3-38
1994	Houston	L, 13-20
	Cincinnati	W, 34-31
1995	Cincinnati	L, 28-38
	Houston	W, 32-25
1996	Cincinnati	L, 27-30 (OT)
	Houston	W, 21-13
1997	Tennessee	L, 7-30
	Cincinnati	W, 41-14
1998	Cincinnati	L, 14-23
	Tennessee	L, 14-44
1999	Tennessee	L, 35-36
	Cincinnati	L, 14-24
2000	Cincinnati	L, 14-23
	Tennessee	L, 3-35
2001	Cincinnati	L, 7-20
	Tennessee	W, 23-21
2002	Cincinnati	L, 24-30
2004	Tennessee	L, 20-27

*AFC Wild Card Playoff Game

WASHINGTON REDSKINS

Redskins Lead Regular
Season Series 4-3-0

Year	Site	Result
1970	Washington	L, 0-20
1974	Cincinnati	W, 28-17
1979	Washington	L, 14-28
1985	Washington	L, 24-27
1988	Cincinnati	W, 20-17 (OT)
1991	Cincinnati	L, 27-34
2004	Washington	W, 17-10

RECORD CROWD

The official attendance of 87,786 for Cincinnati's 17-10 win last Nov. 14 at FedExField in Washington was the largest ever for a Bengals regular-season game. The record for all Bengals games remains 92,045, recorded at the Los Angeles Coliseum for the 1990 season Divisional Playoff game against the Los Angeles Raiders on Jan. 13, 1991.

BENGALS ALL-TIME PRESEASON RESULTS VS. 2005 PRESEASON OPPONENTS

INDIANAPOLIS COLTS

Bengals Lead Preseason Series 7-6-0

Year	Site	Result
1985	Indianapolis	W, 31-21
1992	Cincinnati	W, 20-0
1993	Indianapolis	W, 24-7
1994	Cincinnati	L, 21-26
1995	Indianapolis	W, 34-21
1996	Cincinnati	W, 28-25
1997	Indianapolis	L, 16-20
1998	Cincinnati	L, 27-30
1999	Indianapolis	L, 17-20
2001	Cincinnati	L, 17-23
2002	Indianapolis	W, 22-10
2003	Indianapolis	L, 20-21
2004	Cincinnati	W, 16-13

NEW ENGLAND PATRIOTS

Bengals Lead Preseason Series 3-1-0

(Patriots franchise in Boston prior to 1971)

Year	Site	Result
1969	Bowling Green, OH	L, 13-21
1988	New England	W, 27-21
1990	New England	W, 13-10 (OT)
2004	Cincinnati	W, 31-3

PHILADELPHIA EAGLES

Preseason Series Tied 4-4-0

Year	Site	Result
1972	Philadelphia	W, 34-20
1973	Cincinnati	W, 45-21
1974	Cincinnati	W, 35-21
1975	Philadelphia	L, 20-30
1991	Cincinnati	L, 24-29
1992	Philadelphia	L, 17-27
1993	Cincinnati	W, 23-3
1994	Philadelphia	L, 7-17

WASHINGTON REDSKINS

Bengals Lead Preseason Series 3-2-1

Year	Site	Result
1970	Cincinnati	W, 27-12
1971	Washington	T, 17-17
1975	Canton, OH*	L, 9-17
1982	Cincinnati	W, 28-21
1983	Washington	L, 23-27
1996	Washington	W, 28-7

*Hall of Fame Game

BENGALS PRO BOWL HISTORY

Former Bengals tackle Anthony Munoz was selected to play in 11 AFC-NFC Pro Bowl games. At the time of his retirement (1992), that was the most selections of any player in NFL history.

Bengals selected for the NFL Pro Bowl and AFL All-Star games — listed alphabetically and chronologically:

— BY PLAYER —

Player	Selections	Year(s)*
Anthony Munoz, OT	11	1981-91
Lemar Parrish, CB	6	1970-71, 1974-77
Ken Anderson, QB	4	1975-76, 1981-82
James Brooks, RB	4	1986, 1988-90
Isaac Curtis, WR	4	1973-76
Bob Trumpy, TE	4	1968-70, 1973
Tommy Casanova, S	3	1974, 1976-77
Cris Collinsworth, WR	3	1981-83
Corey Dillon, RB	3	1999-2001
Boomer Esiason, QB	3	1986, 1988-89
David Fulcher, S	3	1988-90
Rodney Holman, TE	3	1988-90
Max Montoya, G	3	1986, 1988-89
Willie Anderson, OT	2	2003-04
Coy Bacon, DE	2	1976-77
Chad Johnson, WR	2	2003-04
Tim Krumrie, NT	2	1987-88
Carl Pickens, WR	2	1995-96
Mike Reid, DT	2	1972-73
Paul Robinson, RB	2	1968-69
Ashley Ambrose, CB	1	1996
Bill Bergey, LB	1	1969
Jeff Blake, QB	1	1995
Eddie Brown, WR	1	1988
Harold Green, RB	1	1992
Tory James, CB	1	2004
Bob Johnson, C	1	1968
Pete Johnson, FB	1	1981
Rudi Johnson, RB	1	2004
Jim LeClair, LB	1	1976
Tremain Mack, KR	1	1999
Pat McNally, P	1	1981
Chip Myers, WR	1	1972
Lorenzo Neal, FB	1	2002
Dan Ross, TE	1	1982
Eric Thomas, CB	1	1988

— BY YEAR —

Year*	Player(s)
1968	— C Bob Johnson, RB Paul Robinson, TE Bob Trumpy
1969	— LB Bill Bergey, RB Paul Robinson, TE Bob Trumpy
1970	— CB Lemar Parrish, TE Bob Trumpy
1971	— CB Lemar Parrish
1972	— WR Chip Myers, DT Mike Reid
1973	— WR Isaac Curtis, DT Mike Reid, TE Bob Trumpy
1974	— S Tommy Casanova, WR Isaac Curtis, CB Lemar Parrish
1975	— QB Ken Anderson, WR Isaac Curtis, CB Lemar Parrish
1976	— QB Ken Anderson, DE Coy Bacon, S Tommy Casanova, WR Isaac Curtis, LB Jim LeClair, CB Lemar Parrish
1977	— DE Coy Bacon, S Tommy Casanova, CB Lemar Parrish
1978	— (none)
1979	— (none)
1980	— (none)
1981	— QB Ken Anderson, WR Cris Collinsworth, FB Pete Johnson, P Pat McNally, OT Anthony Munoz
1982	— QB Ken Anderson, WR Cris Collinsworth, OT Anthony Munoz, TE Dan Ross
1983	— WR Cris Collinsworth, OT Anthony Munoz
1984	— OT Anthony Munoz
1985	— OT Anthony Munoz
1986	— RB James Brooks, QB Boomer Esiason, G Max Montoya, OT Anthony Munoz
1987	— NT Tim Krumrie, OT Anthony Munoz
1988	— RB James Brooks, WR Eddie Brown, QB Boomer Esiason, S David Fulcher, TE Rodney Holman, NT Tim Krumrie, G Max Montoya, OT Anthony Munoz, CB Eric Thomas
1989	— RB James Brooks, QB Boomer Esiason, S David Fulcher, TE Rodney Holman, G Max Montoya, OT Anthony Munoz
1990	— RB James Brooks, S David Fulcher, TE Rodney Holman, OT Anthony Munoz
1991	— OT Anthony Munoz
1992	— RB Harold Green
1993	— (none)
1994	— (none)
1995	— QB Jeff Blake, WR Carl Pickens
1996	— CB Ashley Ambrose, WR Carl Pickens
1997	— (none)
1998	— (none)
1999	— HB Corey Dillon, KR Tremain Mack
2000	— HB Corey Dillon
2001	— HB Corey Dillon
2002	— FB Lorenzo Neal
2003	— OT Willie Anderson, WR Chad Johnson
2004	— OT Willie Anderson, CB Tory James, WR Chad Johnson, HB Rudi Johnson

*Year listed is season during which player earned Pro Bowl selection (not calendar year in which Pro Bowl game was played).

BENGALS YEAR-BY-YEAR LEAGUE RANKINGS

(Rankings based on average yards per game)

YEAR	Offense			Defense		
	RUSH	PASS	TOT.	RUSH	PASS	TOT.
1968 (AFL — 10 teams)	3	9	8	9	6	8
1969 (AFL — 10 teams)	7	7-T		10	7	10
1970 (26 teams)	4	21	16	9	25	20
1971 (26 teams)	6	14-T	6	13	13	12
1972 (26 teams)	14	9	9	12	4	3
1973 (26 teams)	7	8	5	8	13	8
1974 (26 teams)	12	4	4	22	4	11
1975 (26 teams)	17	*1	2	18	2	7
1976 (28 teams)	15	13	15	11	3	5
1977 (28 teams)	18-T	7	13	13	23	21
1978 (28 teams)	18	10	11	19-T	3	10
1979 (28 teams)	11	24	23	16	27	28
1980 (28 teams)	12	21	19	4	13	9
1981 (28 teams)	17	3	2	9	22	12
1982 (28 teams)	20	3	2	3	22	18
1983 (28 teams)	16	14	14	2-T	3	*1
1984 (28 teams)	6-T	13-T	5	11	18	13
1985 (28 teams)	12	4	3	15	24	22
1986 (28 teams)	2	3	*1	22	10	20
1987 (28 teams)	4	9	5	8	14	8
1988 (28 teams)	*1	11	*1	18	10	15
1989 (28 teams)	*1	7	3	10	9	7
1990 (28 teams)	5	15	9	22	26	25
1991 (28 teams)	12	11	14	13	28	28
1992 (28 teams)	8	27	26	24	25	26
1993 (28 teams)	24	27	27	27	2	16
1994 (28 teams)	18	18	18	23	9	15
1995 (30 teams)	24	11	17	26	29	30
1996 (30 teams)	13	12	10	12	29	25
1997 (30 teams)	9	13	10	29	21	28
1998 (30 teams)	19	17	17	30	12	28
1999 (31 teams)	6-T	23	15	16	28	25
2000 (31 teams)	2	31	29	24	23	22
2001 (31 teams)	18-T	23	23	11	12	9
2002 (32 teams)	21	13	18	22	13	17
2003 (32 teams)	13	12	13	25-T	24	28
2004 (32 teams)	17	17	18	26	13	19

T — Tie; * — Led league

BENGALS PLAYOFF RESULTS — Won 5, Lost 7

Season	Date of Game	Opponent	Score	W-L	Playoff Game
1970	December 26	@Baltimore	0-17	L	AFC Divisional Playoff
1973	December 23	@Miami	16-34	L	AFC Divisional Playoff
1975	December 28	@Oakland	28-31	L	AFC Divisional Playoff
1981	January 3, 1982	Buffalo	28-21	W	AFC Divisional Playoff
	January 10, 1982	San Diego	27-7	W	AFC Championship
	January 24, 1982	San Francisco	21-26	L	Super Bowl XVI at Pontiac, Mich.
1982	January 9, 1983	New York Jets	17-44	L	AFC First-Round Playoff
1988	December 31	Seattle	21-13	W	AFC Divisional Playoff
	January 8, 1989	Buffalo	21-10	W	AFC Championship
	January 22, 1989	San Francisco	16-20	L	Super Bowl XXIII at Miami, Fla.
1990	January 6, 1991	Houston	41-14	W	AFC Wild Card Playoff
	January 13, 1991	@L.A. Raiders	10-20	L	AFC Divisional Playoff

BENGALS DRAFT CHOICES 1968-2005

1968				
RD.	PLAYER	POS.	COLLEGE	SEL. #
1	Bob Johnson	C	Tennessee	2
2a	Bill Staley	DE/T	Utah State	28
2b	Tom Smiley	RB	Lamar	55
3a	Gary Davis	RB	Vanderbilt	56
3b	Paul Robinson	QB	Arizona	82
3c	Dale Livingston	K	Western Michigan	83
4a	Jess Phillips	DB	Michigan State	84
4b	Warren McVea	RB	Houston	109
5a	Dave Middendorf	G	Washington State	112
5b	Al Beauchamp	LB	Southern U.	138
6a	Howard Fest	T	Texas	139
6b	Bill Kendrick	DT	Alabama A&M	143
6c	John Neidert	LB	Louisville	145
6d	Dewey Warren	QB	Tennessee	155
6e	Essex Johnson	RB	Grambling	156
6f	Elmo Maples	WR	Southern U.	158
6g	Sidney Ellis	DB	Jackson State	160
6h	Monk Williams	RB	Arkansas A M&N	163
6i	Jim Johnson	DB	South Carolina State	165
7a	Steve Smith	TE	Miami (Fla.)	166
7b	Wes Bean	LB	Grambling	192
8a	Harry Gunner	LB	Oregon State	193
8b	Ed Brantley	T	North Texas State	219
9a	Phil Johnson	DB	Long Beach State	220
9b	Steve Hanrahan	DT	Weber State	246
10a	Wayne Patrick	RB	Louisville	247
10b	James Russell	TE	North Texas State	273
11a	Wally Scott	CB	Arizona	274
11b	Jeff Banks	LB	Pacific	300
12a	Bob Trumpy	TE	Utah	301
12b	Harold Jones	T	Grambling	327
13a	James Bivins	LB	Texas Southern	328
13b	Ted Washington	RB	San Diego State	354
14a	Les Webster	RB	Iowa State	355
14b	Steve Lewicke	DE	Texas-El Paso	381
15a	Harvey Palmore	G	Morgan State	382
15b	Joe Mira	WR	Miami (Fla.)	408
16a	James Williams	DB	Alcorn A&M	409
16b	Bron Marks	LB	Indiana	435
17a	Don Manning	LB	UCLA	436
17b	James Smith	TE	Jackson State	462

1969				
RD.	PLAYER	POS.	COLLEGE	SEL. #
1	Greg Cook	QB	Cincinnati	5
2	Bill Bergey	LB	Arkansas State	31
3	Speedy Thomas	WR	Utah	57
4	Clem Turner	RB	Cincinnati	83
5	Guy Dennis	G	Florida	109
6	Ken Riley	CB	Florida A&M	135
7	Royce Berry	DE	Houston	161
8	Tim Buchanan	LB	Hawaii	187
9	Mike Stripling	RB	Tulsa	213
10	Steve Howell	TE	Ohio State	239
11	Mark Stewart	S	Georgia	265
12	Lionnie Paige	DT	North Carolina State	290
13	Chuck Benson	WR	Southern Illinois	316
14	Mike Wilson	RB	Dayton	343
15	Bill Shoemaker	PK	Stanford	369
16	Bill Schmitt	LB	Missouri	395
17	Terry Story	T	Georgia Tech	421

1970				
RD.	PLAYER	POS.	COLLEGE	SEL. #
1	Mike Reid	DT	Penn State	7
2	Ron Carpenter	DT	North Carolina State	32
3	Chip Bennett	LB	Abilene Christian	60
4a	Joe Stephens	G	Jackson State	85
4b	Billie Hayes	DB	San Diego State	104
5	None			
6	Sandy Durko	S	Southern California	137
7	Lemar Parrish	CB	Lincoln U. (Mo.)	163
8	Bill Trout	DT	Miami (Fla.)	188
9	Bill Bolden	RB	UCLA	216
10	Nick Roman	LB	Ohio State	241
11	Sam Wallace	LB	Grambling	266
12	Tom Truesdell	DE	Ohio Wesleyan	294
13	Paul Dunn	RB	U.S. International	319
14	Joe Johnson	WR	Johnson C. Smith	344
15	Marvin Weeks	DB	Alcorn A&M	372
16	Larry Ely	LB	Iowa	397
17	Richard Lee Smith	RB	Washington	422

1971				
RD.	PLAYER	POS.	COLLEGE	SEL. #
1	Vernon Holland	T	Tennessee State	15
2	Steve Lawson	G	Kansas	41
3	Ken Anderson	QB	Augustana (Ill.)	67
4	Fred Willis	RB	Boston College	93
5	Arthur May	DE	Tuskegee	110
6	None			
7	Neal Craig	S	Fisk	171
8	Fred Herring	CB	Tennessee State	197
9	Gary Gustafson	LB	Montana State	223
10	Jack Stambaugh	G	Oregon	249
11	Ed Marshall	WR	Cameron	275
12	J. Rod Hayden	DE	Memphis State	301
13	David Knapman	TE	Central Washington	327
14	Irvin Mallory	DB	Virginia Union	353
15	Bob Thomas	RB	Arizona State	379
16	Mark Debevc	LB	Ohio State	405
17	Sam Pearson	CB	Western Kentucky	432

1972				
RD.	PLAYER	POS.	COLLEGE	SEL. #
1	Sherman White	DE	California	2
2	Tommy Casanova	DB	Louisiana State	29
3	Jim LeClair	LB	North Dakota	54
4	Bernard Jackson	DB	Washington State	81
5	Tom DeLeone	C	Ohio State	106
6	None			
7	Steve Conley	LB/RB	Kansas	158
8	Dan Kratzer	WR	Missouri Valley	185
9	Stan Walters	T	Syracuse	210
10	Brian Foster	CB	Colorado	237
11	Kent Pederson	TE	Cal-Santa Barbara	261
12	Rick Wegis	S	Cal Poly-SLO	289
13	James Hamilton	P/QB	Arkansas State	314
14	Steve Porter	WR	Indiana	341
15	Hosea Minnieweather	DT	Jackson State	366
16	John Wiegmann	WR	Cal Poly-Pomona	393
17	Dave Green	P/K	Ohio U.	418

PASSING FANCY

QB **Boomer Esiason** passed for more than 300 yards in a game a team-record 23 times during his Bengals career (1984-92, 1997). QB **Ken Anderson** (a Bengal from 1971-86) ranks second in 300-yard passing games with 19.

1973

RD.	PLAYER	POS.	COLLEGE	SEL. #
1	Isaac Curtis	WR	San Diego State	15
2	Al Chandler	TE	Oklahoma	43
3	Tim George	WR	Carson-Newman	68
4	None			
5	Bob McCall	RB	Arizona	121
6	Bob Jones	CB	Virginia Union	146
7	Bob Maddox	DT/DE	Frostburg State	171
8	Joe Wilson	RB	Holy Cross	199
9	John Dampier	G	Notre Dame	224
10	Lenvil Elliott	RB	NE Missouri State	249
11	William Montgomery	DB	Morehouse (Ga.)	277
12	Boobie Clark	RB	Bethune-Cookman	302
13	Brooks West	DT	Texas-El Paso	327
14	Hurles Scales	DB	North Texas State	355
15	Ted McNulty	QB	Indiana	380
16	Harry Unger	RB	Auburn	405
17	Wayne Estabrook	QB	Whittier	433

1974

RD.	PLAYER	POS.	COLLEGE	SEL. #
1	Bill Kollar	DT	Montana State	23
2	Charlie Davis	RB	Colorado	48
3a	Dave Lapham	T	Syracuse	61
3b	Evan Jolitz	LB	Cincinnati	73
4a	Mike Boryla	QB	Stanford	87
4b	Daryl White	G	Nebraska	98
4c	Richard Williams	WR	Abilene Christian	103
5a	Haskel Stanback	RB	Tennessee	114
5b	Richard Bishop	DT	Louisville	127
6a	Robin Sinclair	DB	Washington State	152
6b	William Bryant	DB	Grambling	153
7	Ken Sawyer	DB	Syracuse	177
8	John McDaniel	WR	Lincoln	202
9	Ed Johnson	DE	Southern Methodist	231
10	Chuck Hard	WR	Penn State	256
11	Ed Keziran	T	UCLA	281
12	Rudy McClinton	DB	Xavier (Ohio)	306
13	Ted Jornov	LB	Iowa State	335
14	Mike Phillips	DE	Cornell	360
15	Isaac Jackson	RB	Kansas State	385
16	Daryl Bishop	DB	Kentucky	410
17	Jim Smith	RB	North Carolina Central	439

1975

RD.	PLAYER	POS.	COLLEGE	SEL. #
1	Glenn Cameron	LB	Florida	14
2	Al Krevis	T	Boston College	39
3a	Gary Burley	DE	Pittsburgh	55
3b	Gary Sheide	QB	Brigham Young	64
3c	Bo Harris	LB	Louisiana State	77
4	Stan Fritts	RB	North Carolina State	97
5a	Pat McNally	P/WR	Harvard	120
5b	Jeff West	P/TE	Cincinnati	122
6a	Tom Shuman	QB	Penn State	142
6b	Rollen Smith	CB	Arkansas	145
7	Chris Devlin	LB	Penn State	170
8	Ricky Davis	S	Alabama	195
9a	Greg Dubinetz	G	Yale	220
9b	Lofell Williams	WR/RB	Virginia Union	227
10	Rocky Felker	QB	Mississippi State	245
11	Marvin Cobb	CB	Southern California	276
12	Jack Novak	TE	Wisconsin	301
13	Ron Rosenberg	LB	Montana	326
14	Frank Haywood	DT	North Carolina State	351
15	Greg Enright	PK	Southern Oregon	376
16	John Tuttle	WR	Kansas State	401
17	Elvin Charity	CB	Yale	432

1976

RD.	PLAYER	POS.	COLLEGE	SEL. #
1a	Billy Brooks	WR	Oklahoma	11
1b	Archie Griffin	RB	Ohio State	24
2a	Glenn Bujnoch	G	Texas A&M	38
2b	Chris Bahr	PK	Penn State	51
3a	Danny Reece	DB	Southern California	69
3b	Reggie Williams	LB	Dartmouth	82
4a	Tony Davis	RB	Nebraska	106
4b	Greg Fairchild	T/G	Tulsa	116
5a	Willie Shelby	DB/WR	Alabama	138
5b	Scott Perry	DB	Williams	147
6	Orlando Nelson	TE	Utah State	176
7a	Bob Bateman	QB	Brown	187
7b	Pete Rome	DB	Miami (Ohio)	192
7c	Ken Kuhn	LB	Ohio State	205
8	Ron Hunt	T	Oregon	232
9	Lonnie Allgood	WR	Syracuse	259
10	Tom Klaban	K	Ohio State	287
11	Melvin Morgan	DB	Mississippi Valley State	314
12	Joe Dale Harris	WR	Alabama	340
13	Randy Walker	RB	Miami (Ohio)	371
14	Greg Coleman	P/PK	Florida A&M	398
15	Lynn Hieber	QB	Indiana (Pa.)	425
16	George Demopoulos	C	Miami (Fla.)	455
17	Scott Dannelley	T/G	Ohio State	482

1977

RD.	PLAYER	POS.	COLLEGE	SEL. #
1a	Eddie Edwards	DT	Miami (Fla.)	3
1b	Wilson Whitley	DT	Houston	8
1c	Mike Cobb	TE	Michigan State	22
2	Pete Johnson	RB	Ohio State	49
3	Mike Voight	RB	North Carolina	76
4a	Rick Walker	TE	UCLA	85
4b	Mike Wilson	T	Georgia	103
4c	Jerry Anderson	CB	Oklahoma	105
5	Ray Phillips	LB	Nebraska	133
6	Tom Duniven	QB	Texas Tech	160
7a	Louis Breeden	DB	North Carolina Central	187
7b	Jim Corbett	TE	Pittsburgh	194
8	Jose Saint-Victor	G	Syracuse	214
9	Willie Zachary	WR	Central State (Ohio)	245
10	Bob Bialik	P	Hillsdale (Mich.)	272
11a	Joel Parrish	G	Georgia	292
11b	Carl Allen	DB	Southern Mississippi	299
12	Alex Percival	WR	Morehouse (Ga.)	326

1978

RD.	PLAYER	POS.	COLLEGE	SEL. #
1a	Ross Browner	DL	Notre Dame	8
1b	Blair Bush	C	Washington	16
2a	Ray Griffin	CB	Ohio State	35
2b	Deacon Turner	RB	San Diego State	45
3a	Ted Vincent	DT	Wichita State	72
3b	Don Bass	WR	Houston	83
4	Dennis Law	WR	East Tennessee State	99
5a	Tom Dinkel	LB	Kansas	126
5b	Rob Hertel	QB	Southern California	131
6	Steve Geise	RB	Penn State	155
7a	Joe Branson	S	Livingstone (N.C.)	182
7b	Danny Bass	T	EIion (N.C.)	193
8	Bill Miller	T	Western Illinois	211
9	Ron Shuman	LB	Wichita State	238
10	Tom DePass	LB	Penn State	267
11a	Calvin Prince	RB	Louisville	293
11b	Mark Donahue	G	Michigan	294
12	Kim Fealsent	WR	Kent State	323

1979

RD.	PLAYER	POS.	COLLEGE	SEL. #
1a	Jack Thompson	QB	Washington State	3
1b	Charles Alexander	RB	Louisiana State	12
2	Dan Ross	TE	Northeastern	30
3	Barney Cotton	G	Nebraska	59
4a	James White	DT	Albany State	84
4b	Vaughn Lusby	CB	Arkansas	91
5	Casey Merrill	DE	Cal-Davis	113
6	Steve Kreider	WR	Lehigh	139
7	Max Montoya	T	UCLA	166
8	Howie Kurnick	LB	Cincinnati	194
9	Scott Burk	S	Oklahoma State	223
10	Nathan Poole	RB	Louisville	250
11	Ken Bungarda	DE	Missouri	278
12	Jim Browner	S	Notre Dame	304

1980

RD.	PLAYER	POS.	COLLEGE	SEL. #
1	Anthony Munoz	T	Southern California	3
2	Kirby Criswell	LB	Kansas	31
3	Rod Horn	DL	Nebraska	59
4	Bill Glass	G	Baylor	86
5	Bryan Hicks	S	McNeese State	113
6a	Jo Jo Heath	KR/OB	Pittsburgh	141
6b	Andrew Melontree	LB	Baylor	159
7a	Ron Simpkins	LB	Michigan	167
7b	Gary Don Johnson	DT	Baylor	168
8	Mark Lyles	RB	Florida State	196
9	Greg Bright	S	Morehead State	224
10	Sandro Vitello	K	Massachusetts	252
11	Alton Alexis	WR	Tulane	281
12	Mike Wright	QB	Vanderbilt	308

1981

RD.	PLAYER	POS.	COLLEGE	SEL. #
1	David Versar	WR	Kansas	10
2	Cris Collinsworth	WR	Florida	37
3	John Simmons	CB	Southern Methodist	64
4	Guy Frazier	LB	Wyoming	93
5	Benjie Pryor	TE	Pittsburgh	120
6	Rex Robinson	PK	Georgia	146
7	Jeff Schuh	LB	Minnesota	176
8	Bobby Kemp	S	Cal State-Fullerton	202
9a	Jim Hannula	OL	Northern Illinois	229
9b	Samoa Samoa	RB	Washington State	230
10	Hubert Simpson	RB	Tennessee	258
11	Robert Jackson	S	Central Michigan	285
12	Mark O'Connell	QB/K	Ball State	312

1982

RD.	PLAYER	POS.	COLLEGE	SEL. #
1	Glen Collins	DE	Mississippi State	26
2	Emanuel Weaver	NT	South Carolina	54
3	Rodney Holman	TE	Tulane	82
4	Rodney Tate	RB	Texas	110
5	Paul Sorensen	DB	Washington State	138
6	Arthur King	NT	Grambling	166
7	Ben Needham	LB	Michigan	194
8	Kari Yli-Renko	T	Cincinnati	222
9	James Bennett	WR	Northwestern State (La.)	250
10	Larry Hogue	CB	Utah State	278
11	Russell Davis	RB	Idaho	305
12	Dan Feraday	QB	Toronto	333

1983

RD.	PLAYER	POS.	COLLEGE	SEL. #
1	Dave Rimington	C	Nebraska	25
2	Ray Horton	CB	Washington	53
3	Jimmy Turner	CB	UCLA	81
4	Steve Maidlow	LB	Michigan State	109
5	Jeff Christiansen	QB	Eastern Illinois	137
6a	Kiki DeAyala	LB	Texas	152
6b	Larry Kinnebrew	RB	Tennessee State	165
7	James Griffin	S	Middle Tennessee State	193
8	Mike Martin	WR	Illinois	221
9	Stanley Wilson	RB	Oklahoma	248
10	Tim Krumrie	NT	Wisconsin	276
11	Gary Williams	WR	Ohio State	304
12	Andre Young	LB	Bowling Green	332

1984

Cincinnati traded No. 1 selection to New England for the Nos. 16 & 28 picks. Cincinnati had obtained the No. 1 pick from a 1983 trade of QB Jack Thompson to Tampa Bay

RD.	PLAYER	POS.	COLLEGE	SEL. #
1a	Ricky Hunley	LB	Arizona	7
1b	Pete Koch	DE	Maryland	16
1c	Brian Blados	OL	North Carolina	28
2	Boomer Esison	QB	Maryland	38
3	Stanford Jennings	RB	Furman	65
4	John Farley	RB	Cal State-Sacramento	92
5	Barney Busson	DB	South Carolina State	119
6	Don Kern	TE	Arizona State	150
7	Leo Barker	LB	New Mexico State	177
8	Bruce Reimers	T	Iowa State	204
9	Bruce Kozerski	OL	Holy Cross	231
10a	Aaron Jackson	LB	North Carolina	262
10b	Brent Ziegler	RB	Syracuse	265
11	Steve McKeaver	RB	Central State (Okla.)	289
12	Steve Raquet	LB	Holy Cross	316

1985

RD.	PLAYER	POS.	COLLEGE	SEL. #
1a	Eddie Brown	WR	Miami (Fla.)	13
1b	Emanuel King	LB	Alabama	25
2	Carl Zander	TE	Tennessee	43
3	Sean Thomas	CB	TCU	70
4	Anthony Tuggle	CB	Nicholls State	97
5a	Tony Degrate	NT	Texas	127
5b	Lee Davis	CB	Mississippi	129
6a	Eric Stokes	T	Northwestern	148
6b	Keith Lester	TE	Murray State	154
7a	Kim Locklin	RB	New Mexico State	172
7b	Joe Walter	T	Texas Tech	181
8	Dave Strobel	LB	Iowa	211
9	Keith Cruise	DE	Northwestern	238
10	Bernard King	LB	Syracuse	265
11	Harold Stanfield	TE	Mississippi College	296
12	Louis Garza	T	New Mexico State	322

1986

RD.	PLAYER	POS.	COLLEGE	SEL. #
1a	Joe Kelly	LB	Washington	11
1b	Tim McGee	WR	Tennessee	21
2	Lewis Billups	CB	North Alabama	38
3a	Jim Skow	DE	Nebraska	58
3b	Mike Hammerstein	DE	Michigan	65
3c	David Fulcher	S	Arizona State	78
4a	Eric Kattus	TE	Michigan	91
4b	Doug Gaynor	QB	Cal State-Long Beach	99
5	Leon White	LB	Brigham Young	123
6	Gary Hunt	CB	Memphis State	152
7	Pat Franklin	RB	Southwest Texas State	177
8	David Douglas	T	Tennessee	204
9	Cary Whittingham	LB	Brigham Young	230
10	Jeff Shaw	NT	Salem College	262
11a	Tim Stone	T	Kansas State	289
11b	Tom Flaherty	LB	Northwestern	294
12	Steve Bradley	QB	Indiana	316

1987

RD.	PLAYER	POS.	COLLEGE	SEL. #
1	Jason Buck	DE	Brigham Young	17
2	Eric Thomas	CB	Tulane	49
3a	Leonard Bell	FS	Indiana	76
3b	Skip McClendon	DE	Arizona State	77
4	Jim Riggs	TE	Clemson	103
5a	Marc Logan	RB	Kentucky	130
5b	Greg Horne	P/PK	Arkansas	139
6	Sonny Gordon	FS	Ohio State	157
7	Chris Thatcher	G/C	Lalayette	188
8	Solomon Wilcots	CB	Colorado	215
9	Craig Raddatz	LB	Wisconsin	242
10	David McCluskey	RB	Georgia	269
11	Jim Warne	T	Arizona State	296
12	John Holifield	RB	West Virginia	328

1988

RD.	PLAYER	POS.	COLLEGE	SEL. #
1	Rickey Dixon	CB	Oklahoma	5
2	Elbert "Ickey" Woods	RB	Nevada-Las Vegas	31
3	Kevin Walker	LB	Maryland	57
4	David Grant	NT	West Virginia	84
5	Herb Wester	T	Iowa	114
6	Paul Jetton	OL	Texas	141
7	Rich Romer	LB	Union (N.Y.)	168
8	Curtis Maxey	NT	Grambling	195
9	Brandy Wells	DB	Notre Dame	226
10	Ellis Dillahunt	DB	East Carolina	253
11	Paul Hickerl	K	Murray State	280
12	Carl Parker	WR	Vanderbilt	307

1989

Cincinnati traded the No. 27 selection to Atlanta for the Nos. 35, 89 & 256 picks.

RD.	PLAYER	POS.	COLLEGE	SEL. #
1	None			
2a	Eric Ball	RB	UCLA	35
2b	Freddie Childress	G	Arkansas	55
3	Erik Wilhelm	QB	Oregon State	83
4a	Kerry Owens	LB	Arkansas	89
4b	Rob Woods	T	Arizona	111
5	Natu Tuatagaloa	NT	California	138
6	Craig Taylor	RB	West Virginia	166
7	Kendal Smith	WR	Utah State	194
8	Chris Chenault	LB	Kentucky	222
9	Richard Stephens	T	Tulsa	250
10a	Cornell Holloway	CB	Pittsburgh	256
10b	Bob Jean	QB	New Hampshire	278
11	Dana Wells	NT	Arizona	306
12	Scott Jones	T	Washington	334

1990

RD.	PLAYER	POS.	COLLEGE	SEL. #
1	James Francis	LB	Baylor	12
2	Harold Green	RB	South Carolina	38
3	Bernard Clark	LB	Miami (Fla.)	65
4	Mike Brennan	T	Notre Dame	91
5	Lynn James	WR	Arizona State	122
6	Don Odegaard	CB	Nevada-Las Vegas	150
7	Craig Ogletree	LB	Auburn	177
8	Doug Wellsandt	TE	Washington State	204
9	Mitchell Price	CB	Tulane	234
10	Eric Crigler	T	Murray State	261
11	Tim O'Connor	T	Virginia	288
12	Andre Riley	WR	Washington	314

1991

RD.	PLAYER	POS.	COLLEGE	SEL. #
1	Alfred Williams	LB	Colorado	18
2	Lamar Rogers	DE	Auburn	52
3	Bob Dahl	DE	Notre Dame	72
4a	Donald Hollas	QB	Rice	99
4b	Rob Carpenter	WR	Syracuse	109
5	Mike Arthur	CB	Texas A&M	130
6	Richard Fain	C	Florida	157
7	Fernandus Vinson	S	North Carolina State	184
8	Mike Dingle	RB	South Carolina	211
9	Shane Garrett	WR	Texas A&M	241
10	Jim Lavin	G/T	Georgia Tech	263
11	Chris Smith	TE	Brigham Young	295
12	Antoine Bennett	CB	Florida A&M	322

1992

Cincinnati traded the No. 5 selection to Washington for the No. 6 & No. 28 picks.

RD.	PLAYER	POS.	COLLEGE	SEL. #
1a	David Klingler	QB	Houston	6
1b	Darryl Williams	S	Miami (Fla.)	28
2	Carl Pickens	WR	Tennessee	31
3	Leonard Wheeler	CB	Troy State	84
4	Ricardo McDonald	LB	Pittsburgh	88
5	Craig Thompson	TE	North Carolina A&T	115
6	Chris Burris	DE	Middle Tennessee State	142
7	Lance Oberding	T	Iowa	172
8	Roosevelt Nix	DE	Central State (Ohio)	199
9	Ostell Miles	RB	Houston	226
10	Horace Smith	CB	Oregon Tech	256
11	John Earle	OL	Western Illinois	283
12	Eric Shaw	LB	Louisiana Tech	310

1993

RD.	PLAYER	POS.	COLLEGE	SEL. #
1	John Copeland	DE	Alabama	5
2	Tony McGee	TE	Michigan	37
3a	Steve Tovar	LB	Ohio State	59
3b	Ty Parten	DT	Arizona	63
4	Marcello Simmons	CB	Southern Methodist	90
5	Forey Duckett	CB	Nevada-Reno	117
6	Tom Scott	T	East Carolina	148
7	Lance Gunn	S	Texas	175
8	Doug Pelfrey	K	Kentucky	202

1994

RD.	PLAYER	POS.	COLLEGE	SEL. #
1	Dan Wilkinson	DT	Ohio State	1
2	Darnay Scott	WR	San Diego State	30
3a	Jeff Cotran	FB	Ohio State	66
3b	Steve Shine	LB	Northwestern	86
4	Corey Sawyer	CB	Florida State	104
5	Trent Pollard	T	Eastern Washington	132
6a	Kimo von Delfhoffen	DT	Boise State	162
6b	Jerry Reynolds	T	Nevada-Las Vegas	184
7	Ramondo Stallings	DE	San Diego State	195

1995

Cincinnati traded the No. 5 & No. 36 selections to Carolina for the No. 1 pick.

RD.	PLAYER	POS.	COLLEGE	SEL. #
1	Ki-Jana Carter	RB	Penn State	1
2	None			
3	Melvin Tuten	T	Syracuse	69
4	Sam Shade	S	Alabama	102
5	David Dunn	WR	Fresno State	139
6	Ryan Grigson	T	Purdue	175
7	John Walsh	QB	Brigham Young	213

1996

RD.	PLAYER	POS.	COLLEGE	SEL. #
1	Willie Anderson	T	Auburn	10
2	Marco Battaglia	TE	Rutgers	39
3	Ken Blackman	G/T	Illinois	69
4	Jevon Langford	DE	Oklahoma State	108
5	Greg Myers	S	Colorado State	144
6	Tom Tumuly	LB	Pittsburgh	178
7	Rod Jones	G/T	Kansas	219

1997

RD.	PLAYER	POS.	COLLEGE	SEL. #
1	Reinard Wilson	LB	Florida State	14
2	Corey Dillon	RB	Washington	43
3	Rod Payne	C	Michigan	76
4	Tremain Mack	S	Miami (Fla.)	111
5	Andre Purvis	NT	North Carolina	144
6	Canute Curtis	LB	West Virginia	176
7	William Carr	NT	Michigan	217

1998

Cincinnati traded DE Dan Wilkinson to Washington for the No. 17 & No. 78 picks, and traded the No. 135 pick to Indianapolis for QB Paul Justin.

RD.	PLAYER	POS.	COLLEGE	SEL. #
1a	Takeo Spikes	LB	Auburn	13
1b	Brian Simmons	LB	North Carolina	17
2	Artrell Hawkins	CB	Cincinnati	43
3a	Steve Foley	LB	Northeast Louisiana	75
3b	Mike Goff	G	Iowa	78
4	Glen Steele	DL	Michigan	105
5	None			
6	Jason Tucker	WR	TCU	167
7a	Marcus Parker	FB	Virginia Tech	202
7b	Damian Vaughn	TE	Miami (Ohio)	222

1999

RD.	PLAYER	POS.	COLLEGE	SEL. #
1	Akili Smith	QB	Oregon	3
2	Charles Fisher	CB	West Virginia	33
3	Cory Hall	S	Fresno State	65
4	Craig Yeast	WR	Kentucky	98
5	Nick Williams	FB	Miami (Fla.)	135
6	Kelly Gregg	NT	Oklahoma	173
7a	Tony Coats	G	Washington	209
7b	Scott Covington	QB	Miami (Fla.)	245
7c	Donald Broomfield	DE	Clemson	249

2000

RD.	PLAYER	POS.	COLLEGE	SEL. #
1	Peter Warrick	WR	Florida State	4
2	Mark Roman	CB	Louisiana State	34
3	Ron Dugans	WR	Florida State	66
4	Curtis Keaton	HB	James Madison	97
5	Robert Bean	CB	Mississippi State	133
6	Neil Rackers	K	Illinois	169
7	Brad St. Louis	TE-LS	SW Missouri State	210

2001

RD.	PLAYER	POS.	COLLEGE	SEL. #
1	Justin Smith	DE	Missouri	4
2	Chad Johnson	WR	Oregon State	36
3	Sean Brewer	TE	San Jose State	66
4	Rudi Johnson	HB	Auburn	100
5	Victor Leyva	G	Arizona State	135
6	Riall Johnson	LB	Stanford	168
7	T.J. Houshmandzadeh	WR	Oregon State	204

2002

RD.	PLAYER	POS.	COLLEGE	SEL. #
1	Levi Jones	OT	Arizona State	10
2	Lamont Thompson	FS	Washington State	41
3	Matt Schobel	TE	TCU	67
4	Travis Dorsch	K-P	Purdue	109
5	None			
6	Marquand Manuel	FS	Florida	181
7	Joey Evans	DE	North Carolina	219

2003

RD.	PLAYER	POS.	COLLEGE	SEL. #
1	Carson Palmer	QB	Southern California	1
2	Eric Steinbach	G	Iowa	33
3	Kelley Washington	WR	Tennessee	65
4a	Dennis Weatherstby	CB	Oregon State	98
4b	Jeremi Johnson	FB	Western Kentucky	118
5	Khalid Abdullah	OLB	Mars Hill	136
6	Langston Moore	DT	South Carolina	174
7a	Scott Koolistra	OT	North Carolina State	215
7b	Elton Patterson	DE	Central Florida	259

2004

Cincinnati traded the No. 17 pick to Denver for CB Deltha O'Neal and the No. 24 and No. 117 selections; Cincinnati later traded the No. 24 pick to St. Louis for the No. 26 and No. 123 choices. Cincinnati also traded HB Corey Dillon to New England for the No. 56 pick.

RD.	PLAYER	POS.	COLLEGE	SEL. #
1	Chris Perry	HB	Michigan	26
2a	Keiwan Ratliff	CB	Florida	49
2b	Madieu Williams	FS	Maryland	56
3a	Caleb Miller	MLB	Arkansas	80
3b	Landon Johnson	OLB	Purdue	96
4a	Matthias Askew	DT	Michigan State	114
4b	Robert Geathers	DE	Georgia	117
4c	Stacy Andrews	OT	Mississippi	123
5	Maurice Mann	WR	Nevada	149
6	Greg Brooks	CB	Southern Mississippi	183
7	Casey Bramlet	QB	Wyoming	218

2005

RD.	PLAYER	POS.	COLLEGE	SEL. #
1	David Pollack	LB	Georgia	17
2	Odell Thurman	LB	Georgia	48
3	Chris Henry	WR	West Virginia	83
4	Eric Ghiaciuc	C	Central Michigan	119
5	Adam Kieft	OT	Central Michigan	153
6	Tab Perry	WR	UCLA	190
7	Jonathan Fanene	DE	Utah	233

THE LONGEST SHOTS

The latest-drafted player ever to make the Bengals roster for a regular-season game was K-P **Dave Green** of Ohio University. Green was the 418th selection in the 1972 draft, taken in the 17th round. He didn't make the roster in 1972, and had a brief stint (no games played) with Houston in '73 before being re-acquired by Cincinnati. Green played for the Bengals from 1974-75, scoring 70 points and averaging 40.1 yards on 134 punts. He was acquired by Tampa Bay in 1976, and stayed in the NFL through '79.

The latest-drafted player ever to make the Bengals roster in the same season of his selection was LB **Larry Ely** of Iowa. Ely was the 397th selection in 1970, a 16th-round pick. He played for Cincinnati in 1970 and '71.

BENGALS ALUMNI LIST 1968-2004

SCHOOL	PLAYERS	SCHOOL	PLAYERS	SCHOOL	PLAYERS	SCHOOL	PLAYERS
Abilene Christian	2	Houston	8	Morgan State	1	Southern Mississippi	1
Alabama	8	Howard Payne	1	Morris Brown	1	Southern Univ.	1
Alabama A&M	1	Idaho	2	Nebraska	8	Southwest Missouri State	1
Albany State (Ga.)	1	Illinois	8	Nevada-Las Vegas	1	Southwest Texas State	2
Alcorn State (Alcorn A&M)	1	Indiana	6	Nevada-Reno	2	Stanford	6
Appalachian State	1	Iowa	6	New Mexico State	2	Stephen F. Austin	1
Arizona	5	Iowa State	3	New York Tech	1	Syracuse	6
Arizona State	13	Jackson State	2	North Alabama	2	TCU	5
Arkansas	5	Jacksonville State	1	North Carolina	6	Taylor	1
Arkansas A&M	2	James Madison	1	North Carolina A&T	4	Temple	2
Arkansas State	3	Johnson C. Smith	1	North Carolina Central	1	Tennessee	10
Auburn	11	Kansas	7	North Carolina State	6	Tennessee State	8
Augustana (Ill.)	1	Kansas State	4	North Dakota	1	Texas	7
Augustana (S.D.)	2	Kent State	1	North Dakota State	1	Texas A&I	1
Ball State	3	Kentucky	5	Northeast Louisiana	2	Texas A&M	8
Baylor	3	Lamar	1	Northeast Missouri State	1	Texas Southern	1
Bethune-Cookman	2	Lane College	1	Northeastern	1	Texas Tech	2
Boise State	3	Langston	1	Northern Illinois	2	Toledo	3
Boston College	6	Lehigh	2	Northern Michigan	1	Troy State	1
Boston Univ.	2	Liberty	1	Northwestern	2	Tufts	1
Bowling Green	3	Lincoln	2	Northwestern Oklahoma	1	Tulane	4
Brigham Young	7	Los Angeles State	2	Northwestern State (La.)	3	Tulsa	2
Buffalo	1	Louisiana State	7	Notre Dame	9	Tuskegee	1
California	6	Louisiana Tech	2	Ohio State	18	UCLA	8
Cal State-Fullerton	2	Louisville	7	Ohio Univ.	2	Union (N.Y.)	1
Cal State-Long Beach	2	Maine	2	Ohio Wesleyan	1	United States Int'l	2
Cal State-Sacramento	1	Mankato State	1	Oklahoma	6	Utah	7
Cameron	1	Mars Hill	1	Oklahoma State	5	Utah State	1
Carroll College	1	Marshall	4	Oregon	7	Vanderbilt	2
Carson-Newman	1	Maryland	7	Oregon State	2	Virginia	2
Calawba	1	Massachusetts	2	Pacific	2	Virginia Tech	3
Central Florida	1	McGill (Canada)	1	Penn State	13	Virginia Union	2
Central Michigan	4	McMurry	1	Pittsburg State	1	Wake Forest	2
Central State (Ohio)	1	McNeese State	2	Pittsburgh	9	Washington	6
Central State (Okla.)	1	Memphis	3	Portland State	1	Washington State	8
Central Washington	1	Miami (Fla.)	11	Princeton	1	West Chester	1
Chico State	1	Miami (Ohio)	9	Purdue	4	West Virginia	12
Cincinnati	11	Michigan	11	Rice	1	Western Carolina	1
Clemson	3	Michigan State	8	Richmond	1	Western Illinois	2
Colorado	9	Michigan Tech	1	Rutgers	1	Western Kentucky	2
Colorado State	3	Middle Tennessee State	1	Samford	1	Western Michigan	1
Dartmouth	1	Miles College	1	Sam Houston State	1	Wichita State	2
Davidson	1	Millikin	1	San Diego State	7	Williams	1
Dayton	1	Minnesota	4	San Jose State	5	Wisconsin	4
Duke	2	Mississippi	4	South Carolina	9	Wisconsin-LaCrosse	1
Earlham College	1	Mississippi State	4	South Carolina State	2	Wooster	1
East Carolina	3	Mississippi Valley State	3	South Dakota	1	Wyoming	2
East Tennessee State	1	Missouri	2	Southern Arkansas	2	Xavier (Ohio)	1
Eastern Illinois	1	Montana	2	Southern California	8	Yale	1
Eastern Kentucky	1	Montana State	1	Southern Illinois	1	(no college)	2
Eastern Michigan	3	Morehead State	3	Southern Methodist	5		
Eastern Washington	2						
Evansville	1						
Findlay	2						
Fisk	1						
Florida	14						
Florida A&M	3						
Florida State	4						
Fresno State	6						
Frostburg State	1						
Furman	2						
Georgia	5						
Grambling	6						
Hampton (Va.)	2						
Harvard	1						
Hawaii	1						
Holy Cross	2						

BENGALS TAP THE BUCKEYE PIPELINE

Ohio State is the top supplier of college talent to the Bengals, with 18 former Buckeyes having qualified for the team's official all-time roster.

The list is headlined by former Pro Bowl FB **Pete Johnson** (1977-83), the No. 3 rusher in Bengals history, as well as by RB **Archie Griffin** (1976-83), CB **Ray Griffin** (1978-84), OT **Rufus Mayes** (1970-78) and DT **Dan Wilkinson** (1994-97).

The University of Florida is in second place with 14 Bengals alumni. Arizona State and Penn State are tied for third with 13 each, and West Virginia is fifth at 12. The University of Cincinnati is one of four schools tied for sixth place at 11, joining Auburn, Miami (Fla.) and Michigan.

BENGALS ALL-TIME ROSTER

To be eligible for the all-time roster, a player must have been in uniform for at least one regular season or postseason game, or spent a minimum of four games on the roster (including inactive status). The Practice Squad does not qualify.

NO.	NAME	POS.	YRS.	COLLEGE
— A —				
53	Abdullah, Khalid	LB	'03-'04*	Mars Hill
52	Adams, Doug	LB	'71-'74	Ohio State
40	Alexander, Charles	HB-FB	'79-'85	Louisiana State
82	Alexis, Alton	WR	'80	Tulane
33	Ambrose, Ashley	CB	'96-'98	Miss. Valley St.
89	Amsler, Martin	DE	'70	Evansville
31	Anderson, Jerry	S	'77	Oklahoma
14	Anderson, Ken	QB	'71-'86	Augustana (Ill.)
71	Anderson, Willie	OT	'96-'04	Auburn
79	Andrews, Stacy	OT	'04	Mississippi
78	Archer, Dan	OT	'68	Oregon
33	Armour, JoJuan	S-LB	'99-'02	Miami (Ohio)
61	Aronson, Doug	G	'87	San Diego State
65	Arthur, Mike	C	'91-'92	Texas A&M
96	Askev, Mathias	DT	'04	Michigan State
51	Avery, Ken	LB	'69-'74	So. Mississippi

— B —				
85	Baccaglio, Martin	DE	'68-'70	San Jose State
79	Bacon, Coy	DE	'76-'77	Jackson State
10	Bahr, Chris	K	'76-'79	Penn State
18	Bailey, Thomas	WR	'95	Auburn
42	Ball, Eric	FB-KR	'89-'94	UCLA
38	Banks, Estes	RB	'68	Colorado
90	Bankston, Michael	DE	'98-'00	Sam Houston State
35	Barber, Chris	S	'87-'89*	North Carolina A&T
86	Barber, Mike	WR	'90-'92*	Marshall
53	Barker, Leo	LB	'84-'91	New Mexico State
93	Barndt, Tom	DT	'00	Pittsburgh
38,35	Basnight, Michael	RB	'99-'00*	North Carolina A&T
84	Bass, Don	WR-TE	'78-'81	Houston
89	Battaglia, Marco	TE	'96-'01	Rutgers
31	Battle, Ralph	DB	'84	Jacksonville State
21	Bauman, Rashad	CB	'04	Oregon
23,49	Bean, Robert	CB	'00-'01	Mississippi State
58	Beauchamp, Al	LB	'68-'75	Southern U.
45	Beckett, Rogers	S	'03-'04	Marshall
26	Bell, Leonard	S	'87	Indiana
40	Bell, Myron	S	'98-'99	Michigan State
21	Benjamin, Ryan	RB	'93	Pacific
35	Bennett, Antoine	CB	'91-'92	Florida A&M
16	Bennett, Ben	QB	'87	Duke
36	Bennett, Brandon	RB-KR	'98-'03*	South Carolina
57	Bentley, Ray	LB	'92	Central Michigan
66	Bergey, Bill	LB	'69-'73	Arkansas State
82	Berry, Royce	DE	'69-'75*	Houston
79	Berthussen, Bill	DE	'87	Iowa State
21	Bieniemy, Eric	RB-KR	'95-'98	Colorado
24	Billups, Lewis	CB	'86-'91	North Alabama
66	Blackman, Ken	G	'96-'99*	Illinois
37	Blackmon, Roosevelt	CB	'98-'99	Morris Brown
29	Blackwood, Lyle	S	'73-'75	TCU
74	Blados, Brian	G-OT	'84-'91	North Carolina
45	Blair, Michael	FB	'98	Ball State
8	Blake, Jeff	QB	'94-'99	East Carolina
6	Booker, Vaughn	DE	'00-'02	Cincinnati
32	Borders, Nate	S	'87	Indiana
61	Boyersky, Jerry	NT	'82-'85	Pittsburgh
85	Boyd, LaVell	WR	'00	Louisville
85	Braham, Dan	LB	'68	Arkansas
60	Bradley, Chuck	OT	'93	Kentucky
55	Brady, Ed	LB-LS	'86-'91	Illinois
74	Braham, Rich	C-G	'94-'04*	West Virginia

NO.	NAME	POS.	YRS.	COLLEGE
4	Bramlet, Casey	QB	'04	Wyoming
58	Braxton, David	LB	'94	Wake Forest
3,10	Breech, Jim	K	'80-'92	California
34	Breedon, Louis	CB	'78-'87	N. Carolina Central
18	Breen, Adrian	QB	'87	Morehead State
83	Brennan, Brian	WR	'92	Boston College
60	Brennan, Mike	OT	'90-'91	Notre Dame
88	Brewer, Sean	TE	'01-'02*	San Jose State
10	Brice, Will	P	'99	Virginia
47	Bright, Greg	S	'80-'81	Morehead State
65	Briz, Darrick	C	'94-'98	Oregon State
43	Brim, Mike	CB	'93-'95	Virginia Union
82	Brooks, Billy	WR	'76-'79	Oklahoma
21	Brooks, James	RB	'84-'91	Auburn
33	Broussard, Steve	RB	'94	Washington State
75	Brown, Anthony	OT-G	'95-'98	Utah
78	Brown, Bob	DT	'75-'76	Arkansas A, M&N
81	Brown, Eddie	WR	'85-'91	Miami (Fla.)
86	Brown, Ken	WR	'87	Southern Arkansas
80	Brown, Tom	WR	'87	Augustana (S.D.)
21	Browner, Jim	S	'79-'80	Notre Dame
79	Browner, Ross	DE	'78-'86	Notre Dame
72	Brumfield, Scott	G	'93-'97	Brigham Young
52	Buchanan, Tim	LB	'69	Hawaii
99	Buck, Jason	DE	'87-'90	Brigham Young
96	Buckner, Brentlson	NT	'97	Clemson
89	Buite, Drew	WR	'72	Catawba
74	Bujnoch, Glenn	G	'76-'82	Texas A&M
55	Buncom, Frank	LB	'68	Southern California
28	Burk, Scott	S	'79	Oklahoma State
67	Burley, Gary	DE	'75-'83*	Pittsburgh
38	Burns, Jason	RB	'95	Wisconsin
21	Burris, Jeff	CB	'02-'03	Notre Dame
58	Bush, Blair	C	'78-'82	Washington
88	Bush, Steve	TE-FB-LS	'97-'00	Arizona State
27	Bussey, Barney	S	'86-'92	South Carolina St.

— C —				
68	Cadigan, Dave	G	'94	Southern California
50	Cameron, Glenn	LB	'75-'85	Florida
64	Canale, Justin	G	'69	Mississippi State
34	Carey, Richard	CB-PB	'89	Idaho
70	Carpenter, Ron	DT-DE	'70-'76	North Carolina St.
32	Carpenter, Ron	S	'93	Miami (Fla.)
86	Carroll, Wesley	WR	'93	Miami (Ohio)
45	Carter, Carl	CB	'90	Texas Tech
42	Carter, Chris	S	'00-'01	Texas
32	Carter, Ki-Jana	RB	'95-'99*	Penn State
21	Carter, Tom	CB	'99-'01	Notre Dame
11	Carter, Virgil	CB	'70-'73*	Brigham Young
37	Casanova, Tommy	S-KR	'72-'77	Louisiana State
56	Catchings, Toney	LB	'87	Cincinnati
55	Chamberlin, Frank	LB	'03-'04*	Boston College
81	Chandler, Al	TE	'73-'74	Oklahoma
24	Chapman, Clarence	CB	'80-'81	Eastern Michigan
91	Chevrier, Randy	LS	'01	McGill (Canada)
79	Chomyszak, Steve	DT-DE	'68-'73	Syracuse
11	Christensen, Jeff	QB	'83	Eastern Illinois
57	Clark, Bernard	LB	'90-'91	Miami (Fla.)
42,35	Clark, Boobie	FB	'73-'78	Bethune-Cookman
11	Clark, Bryan	CB	'84	Michigan State
21	Clark, Rico	CB	'99	Louisville
11	Clark, Wayne	QB	'74	U.S. International
92	Clemmons, Duane	DE	'03-'04	California
61	Coats, Tony	G	'99	Washington
24	Cobb, Marvin	S	'75-'79	Southern California
89	Cobb, Mike	TE	'77	Michigan State
23	Coleman, Al	S	'69-'71	Tennessee State
60	Coleman, Reggie	OT	'02	Tennessee
55	Collins, Andre	LB	'95-'97	Penn State

NO.	NAME	POS.	YRS.	COLLEGE
90	Collins, Gerald	LB	95	Vanderbilt
76	Collins, Glen	DE	82-85	Mississippi State
80	Collinsworth, Cris	WR	81-88	Florida
38	Conley, Steve	RB	72	Kansas
12	Cook, Greg	QB	69-74*	Cincinnati
92	Copeland, John	DE-DT	93-00	Alabama
81	Corbett, Jim	TE	77-80	Pittsburgh
76	Cornish, Frank	DT	70	Grambling
88	Coslet, Bruce	TE	69-76	Pacific
6	Costello, Brad	P	98-99	Boston U.
46,29	Cottrhan, Jeff	FB	94-96	Ohio State
70	Colton, Barney	G	79	Nbraska
52	Cousino, Brad	LB	75	Miami (Ohio)
4	Covington, Scott	QB	99-01	Miami (Fla.)
10	Crabtree, Eric	WR	69-71	Pittsburgh
34	Craig, Neal	S	71-73	Fisk
72	Cupp, Keith	OT	87	Findlay
98	Curtis, Canule	LB	97-02	West Virginia
85	Curtis, Isaac	WR	73-84	San Diego State

- D -

96	Davidson, Kenny	DE	96	Louisiana State
26	Davis, Charlie	RB-KR	74-75*	Colorado
31	Davis, Lee	CB	85	Mississippi
21	Davis, Oliver	S	81-82	Tennessee State
27	Davis, Ricky	S	75	Alabama
35,25	Davis, Tony	RB-KR	76-78	Nebraska
93	DeAyala, Kiki	LB	86-87	Alabama
85	DeGraffenreid, Allen	WR	93	Ohio State
50	DeLeone, Tom	G-C	72-73	Ohio State
73	DeMarco, Brian	G	99	Michigan State
63	Dennis, Guy	G	69-72	Florida
74	Dennis, Mark	OT	94	Illinois
56	DePaso, Tom	LB	78	Penn State
51	Devlin, Chris	LB	75-78*	Penn State
34	Dillahunt, Ellis	S	88	East Carolina
28	Dillon, Corey	RB	97-03	Washington
38	Dingle, Mike	RB	91-92*	South Carolina
52,51	Dinkel, Tom	LB	78-83, 85	Kansas
51	Dixon, Gerald	LB	96-97	South Carolina
29	Dixon, Rickey	DB	88-92	Oklahoma
66	Donahue, Mark	G	78-79	Michigan
10	Dorsch, Travis	P-K	02	Purdue
76	Doughty, Mike	OT	99-00*	Notre Dame
67	Douglas, David	OT	86-88	Tennessee
45	Douthard, Ty	RB	97	Illinois
44	Dressler, Doug	RB	70-74*	Chico State
41	Duckett, Forey	DB	94	Nevada-Reno
81	Dugans, Ron	WR	00-02	Florida State
80	Dunn, David	WR-KR	95-98	Fresno State
21	Dunn, Paul	S	70	U.S. International
29	Durko, Sandy	RB	70-72*	Southern California
27	Dyer, Ken	S	69-71	Arizona State

- E -

70	Eaddy, James	NT	87	New York Tech
53,87,				
41	Edmonds, Chris	LB-TE-FB	01-03*	West Virginia
73	Edwards, Eddie	DE-DT	77-88	Miami (Fla.)
66	Elliott, Lervil	RB	73-78	NE Missouri State
59	Ely, Larry	LB	70-71	Iowa
52	Elzey, Paul	LB	68	Toledo
50	Erickson, Bernard	LB	68	Abilene Christian
17	Ernst, Mike	QB	73-74	Cal State-Fullerton
7	Esiason, Boomer	QB	84-92, 97	Maryland

- F -

31	Fain, Richard	CB	91	Florida
63	Fairchild, Greg	G	76-77	Tulsa
33	Farley, John	RB	84	Cal St.-Sacramento
83	Farmer, Danny	WR	00-02	UCLA
96	Fears, Willie	DE	87	Northwestern St. (La.)
44	Fenner, Derrick	FB	92-94	North Carolina

NO.	NAME	POS.	YRS.	COLLEGE
72	Fest, Howard	G-OT	68-75	Texas
25	Fisher, Charles	CB	99-00*	West Virginia
52	Flaherty, Tom	LB	87	Northwestern
71	Fletcher, John	G	87	Texas A&I
95	Foley, Steve	LB	98-02*	Northeast Louisiana
67	Foneton, Jerry	C	04	Texas A&M
11	Ford, Mike	QB	82	Southern Methodist
50	Francis, James	LB	90-98	Baylor
39	Franklin, Pat	RB	87	Southwest Texas St.
43	Frazier, Curt	CB	68	Fresno State
49,58	Frazier, Guy	LB	81-84	Wyoming
12	Frazier, Gus	DB	02	Tulsa
97	Frier, Mike	DE	92-94	Appalachian State
47,83	Frisch, David	TE	93-94	Colorado State
33	Fritts, Stan	RB	75-76	North Carolina St.
33	Fulcher, David	S	86-92	Arizona State
17	Fullhage, Scott	P	87-88	Kansas State
42	Fuller, Mike	S-PR	81-82	Auburn

- G -

18	Gallery, Jim	K	89	Minnesota
48	Garrett, John	WR	89	Princeton
89	Garrett, Shane	WR-KR	91-92*	Texas A&M
11	Gaynor, Doug	DB	96	Cal State-Long Beach
91	Geathers, Robert	DE	04	Georgia
26	Gehrke, Jack	WR	69	Utah
89	George, Tim	WR	73	Carson-Newman
48	Gibler, Andy	TE	83	Missouri
84	Gibson, Damon	WR-KR	98	Iowa
99	Gibson, Oliver	DT-NT	99-03	Notre Dame
30	Gilliard, Cory	S	97	Ball State
64	Glass, Bill	G	90	Baylor
42	Glover, LaVar	CB	02	Cincinnati
63	Goff, Mike	G-OT-C	98-03	Iowa
58	Gordon, Alex	WR	91-93	Cincinnati
33	Graham, Kenny	S	70	Washington State
41	Graham, Scottie	RB	97	Ohio State
17	Graham, Shayne	K	03-04	Virginia Tech
24	Grant, Alan	CB	93	Stanford
98	Grant, David	NT	88-91	West Virginia
91	Granville, Billy	LB	97-00	Duke
41	Graves, White	S	68	Louisiana State
41	Green, Dave	P-K	74-75	Ohio U.
28	Green, Harold	RB	90-95	South Carolina
45	Griffin, Archie	RB	76-83*	Ohio State
87	Griffin, Damon	WR-KR	99-00	Oregon
22	Griffin, James	S	83-85	Middle Tenn. St.
76	Griffin, Jim	DE	68	Grambling
44	Griffin, Ray	CB	78-84	Ohio State
46	Groce, Cliff	FB	99-00	Texas A&M
28	Guillory, John	DB	69-70	Stanford
27	Gunn, Lance	S	93	Texas
89	Gunner, Harry	DE	68-69	Oregon State
62	Gutierrez, Brock	C-G	96-02	Central Michigan

- H -

45	Haddix, Wayne	CB	91	Liberty
35	Haltner, Mike	WR	71	UCLA
26	Hall, Cory	S	99-02	Fresno State
88	Hamilton, Lawrence	WR	03	Stephen F. Austin
71	Hammarstein, Mike	DE-NT	86-90*	Michigan
66	Hannula, Jim	OT	83	Northern Illinois
45,41	Hardy, Adrian	CB	94-95	Northwestern St. (La.)
51	Hardy, Kevin	LB	03-04	Illinois
36	Hargrove, Jim	RB	81	Wake Forest
57	Harmon, Ed	LB	69	Louisville
53	Harris, Bo	LB	75-82	Louisiana State
26	Harris, Jim	DB	71	Howard Payne
83	Harris, M.L.	TE	80-85	Kansas State
8	Harris, Nick	P	01-03	California
27	Hawkins, Artrell	CB	98-03	Cincinnati
5	Hayes, Jeff	P	86	North Carolina
69	Headrick, Sherrill	LB	68	TCU

NO.	NAME	POS.	YRS.	COLLEGE
20	Hearst, Garrison	RB	'96	Georgia
36	Heath, Jo-Jo	KR-DB	'90	Pittsburgh
22	Heath, Rodney	CB	'99-01	Minnesota
38	Henson, Champ	RB	'75	Ohio State
34	Herock, Ken	TE	'68	West Virginia
22	Herring, Kim	S	'04	Penn State
16	Hertel, Rob	QB	'78	Southern California
56	Hibler, Mike	LB	'68	Stanford
27	Hicks, Bryan	S	'80-84*	McNeese State
84,19	Hill, Jeff	WR-KR	'94-96	Purdue
89	Hillary, Ira	WR-KR	'87-89	South Carolina
98	Hinkle, George	DE	'93	Arizona
83	Holden, Steve	WR	'77	Arizona State
40	Holifield, John	RB	'88-89*	West Virginia
76	Holland, Vernon	OT	'71-79	Tennessee State
12	Hollas, Don	QB	'91-94*	Rice
82	Holman, Rodney	TE	'82-92	Tulane
71	Horn, Rod	NT	'80-81	Nebraska
10	Horne, Greg	P	'87	Arkansas
20	Horton, Ray	CB	'83-88	Washington
84	Houshmandzadeh, T.J.	WR-KR	'01-04	Oregon State
20	Howard, Ty	CB	'99	Ohio State
71	Howe, Garry	NT	'93	Colorado
85	Hundon, James	WR-KR	'96-99	Portland State
20	Hunt, Bobby	S	'68-69	Auburn
31	Hunt, Gary	DB	'87	Memphis State
72	Hunt, Ron	OT	'76-78	Oregon
- I -				
92	Inglis, Tim	LB	'87-88	Toledo
- J -				
23	Jackson, Bernard	S-CB-KR	'72-76	Washington State
65	Jackson, John	OT	'00-01	Eastern Kentucky
95	Jackson, LaDairis	LB	'03-04*	Oregon State
37	Jackson, Robert	S	'81-87, '89*	Central Michigan
80	Jackson, Willie	WR	'98-99	Florida
80	James, Lynn	WR	'90-91	Arizona State
26,20	James, Tory	CB	'03-04	Louisiana State
30	Jauron, Dick	S	'78-81*	Yale
57	Jefferson, Kevin	LB	'94-95	Lehigh
87	Jeffries, Curtis	TE	'87	Louisville
84	Jenkins, Mike	WR	'97	Hampton
25	Jennings, Ligarius	CB	'01-02	Tennessee State
36	Jennings, Stanford	RB-KR	'84-90	Furman
68	Jett, Paul	C-G	'89-91	Texas
30	Johnson, Bill	RB	'85-87	Arkansas State
54	Johnson, Bob	C	'68-79	Tennessee
85	Johnson, Chad	WR	'01-04	Oregon State
68,99	Johnson, Donnell	OT	'93	Johnson C. Smith
19	Johnson, Essex	RB	'68-75	Grambling
31	Johnson, Jeremi	FB	'03-04	Western Kentucky
29	Johnson, Jim	DB	'69	South Carolina St.
55	Johnson, John	LB	'94	Clemson
80	Johnson, Ken	DE	'71-77	Indiana
59	Johnson, Landon	LB	'04	Purdue
11	Johnson, Lee	P-K	'88-98	Brigham Young
43	Johnson, Mark	S	'87	Western Kentucky
46	Johnson, Pete	FB	'77-83	Ohio State
50	Johnson, Riall	LB	'01-03	Stanford
32	Johnson, Rudl	RB-KR	'01-04	Auburn
90	Johnson, Tim	DT	'96	Penn State
78	Johnson, Walter	DT	'77	Los Angeles State
18	Joiner, Charlie	WR	'72-75	Grambling
57	Jolitz, Evan	LB	'74	Cincinnati
32	Jones, Bob	S	'73-74	Virginia Union
66	Jones, Dan	OT	'93-95	Maine
76	Jones, Levi	OT	'02-04	Arizona State
25	Jones, Rod (Roderick)	CB	'90-96	Southern Methodist
60	Jones, Rod (Rodrek)	OT-G	'96-00	Kansas
24	Jones, Roger	CB	'94-96	Tennessee State
77	Jones, Scott	OT	'89, '91	Washington
74,78	Jones, Willie Lee	DT-DE	'68, '70-71	Kansas St.

NO.	NAME	POS.	YRS.	COLLEGE
83	Jordan, Kevin	WR	'96*	UCLA
36	Joseph, James	RB	'95	Auburn
12	Joseph, Kerry	QB	'96	McNeese State
10	Justin, Paul	QB	'98	Arizona State
- K -				
34	Kaesviharn, Kevin	CB-S	'01-04	Augustana (S.D.)
62	Kalis, Todd	G	'95	Arizona State
84	Kaltus, Eric	TE	'86-91	Michigan
56	Keamey, Tim	LB	'72-74	Northern Michigan
29	Keaton, Curtis	RB	'00-01	James Madison
44	Keeling, Rex	P	'68	Samford
24	Kellermann, Ernie	S	'72	Miami (Ohio)
77	Kelly, Bob	OT	'68	New Mexico State
58	Kelly, Joe	LB	'86-89	Washington
87	Kelly, Mike	TE	'70-72	Davidson
82	Kelly, Reggie	TE	'03-04	Mississippi State
98	Kelly, Todd	DE	'95-96	Tennessee
26	Kemp, Bobby	S	'81-86	Cal State-Fullerton
89	Kern, Don	TE	'84-85	Arizona State
65	Kindricks, Bill	DT	'68	Alabama A&M
47	King, Charlie	CB	'68-69	Purdue
90	King, Emanuel	LB	'85-88	Alabama
41	King, Joe	S	'91	Oklahoma State
28	Kinnebrew, Larry	FB	'83-87	Tennessee State
55	Kirk, Randy	LB	'92-93	San Diego State
3	Kitna, Jon	QB	'01-04	Central Washington
7,15	Klingler, David	QB	'92-95	Houston
71	Koch, Pete	DT	'84	Maryland
50	Koegel, Vic	LB	'74	Ohio State
68	Kollar, Bill	DT	'74-76	Montana State
75	Kooistra, Scott	OT	'03-04	North Carolina St.
30	Kors, R.J.	S	'93	Cal State-Long Beach
64	Kozerski, Bruce	C-G-OT	'84-95	Holy Cross
86	Kreider, Steve	WR	'79-86	Lehigh
15	Kresser, Eric	QB	'97-99	Marshall
75	Kreis, Al	OT	'75	Boston College
69	Krumir, Tim	NT	'83-94	Wisconsin
59	Kurnick, Howie	LB	'79-80*	Cincinnati
- L -				
40	Lamb, Ron	RB	'68-71	South Carolina
94,58	Langford, Jevon	DE	'96-01	Oklahoma State
62	Lapham, Dave	G-C-OT	'74-83	Syracuse
19	Larson, Kyle	P	'04	Nebraska
83	Law, Dennis	KR-WR	'78	East Tennessee St.
68	Lawson, Steve	G	'71-72	Kansas
55	LeClair, Jim	LB	'72-83	North Dakota
58	Leeuwenburg, Jay	C-G	'99	Colorado
52	Levells, Dwayne	LB	'03	Oklahoma State
88	Levenseller, Mike	WR	'79-80	Washington State
15	Lewis, Dave	P-DB	'70-73	Stanford
77	Leyva, Victor	G-T	'01-03	Arizona State
75	Linn, Jack	G-OT	'93	West Virginia
11	Livingston, Dale	P-K	'68-69	Western Michigan
52	Logan, James	LB	'95	Memphis
29,23	Logan, Marc	RB	'87-88	Kentucky
30	Lott, Anthonie	CB	'97	Florida
30	Luchey, Nicolas (formerly Nick Williams)	FB/H-B	'99-02	Miami (Fla.)
29	Lusby, Vaughn	KR-CB	'79	Arkansas
35	Lynch, James	FB	'04	Maryland
- M -				
34	Mack, Tremain	S-CB-KR	'97-00	Miami (Fla.)
77	Maddox, Bob	DE	'74	Frostburg State
47	Maidlow, Steve	LB	'83-84	Michigan State
9	Manca, Massimo	K	'87	Penn State
44	Manning, Aaron	CB	'87	Iowa State
58	Manos, Sam	C	'87	Marshall
44	Manuel, Marquand	S	'02-03	Florida
83	Marshall, Ed	WR	'71	Cameron (Okla.)
88	Martin, Mike	WR-KR	'83-89	Illinois

NO.	NAME	POS.	YRS.	COLLEGE
98	Martin, Terrance	DT	'04	North Carolina State
24	Mathias, Ric	CB	'98-'99*	Wisconsin-LaCrosse
57,52	Matlock, John	C	'68	Miami (Fla.)
73	Matson, Pat	G	'68-74	Oregon
6	Matthews, Shane	QB	'03	Florida
96	Maxey, Curtis	NT	'88	Grambling
71	Mayes, Rufus	OT	'70-78	Ohio State
82	McCall, Ed	WR	'68	Miles College
72	McClendon, Skip	DE	'87-91	Arizona State
65,66	McClure, Wayne	LB	'68, '70	Mississippi
40	McCluskey, David	RB	'87	Georgia
86	McDaniel, John	WR	'74-77	Lincoln
56	McDonald, Ricardo	LB	'92-97	Pittsburgh
85	McGee, Tim	WR-KR	'86-92, '94-95*	Tennessee
82	McGee, Tony	TE	'93-01	Michigan
96	McGhee, Kanavis	LB	'94	Colorado
59	McGill, Karmeeleyah	LB	'93	Notre Dame
87	McInally, Pat	P-WR	'76-85	Harvard
43	McMullen, Kirk	TE	'01	Pittsburgh
42	McVea, Warren	WR-KR	'68	Houston
85	Meehan, Greg	WR	'87	Bowling Green
58	Megna, Marc	LB	'00	Richmond
62	Melander, Jon	G	'92	Minnesota
59	Melntree, Andrew	LB	'80	Baylor
68	Melendord, Dave	G	'68-69	Washington State
36	Miles, Ostell	RB	'92-93	Houston
58	Miller, Caleb	LB	'04	Arkansas
44	Milne, Brian	FB	'96-99	Penn State
42	Mitchell, Anthony	S	'04	Tuskegee
72	Mitchell, Mack	DE	'79	Houston
19	Mitchell, Scott	QB	'00-01	Utah
99	Mitz, Alonzo	DE	'91-92	Florida
93	Monds, Mario	DT	'01-02*	Cincinnati
28	Montgomery, Cleatha	KR-RB	'80	Abilene Christian
65	Montoya, Max	G-OT	'79-89	UCLA
60	Moore, Blake	C	'80-83	Wooster
60	Moore, Eric	OT	'94	Indiana
29	Moore, Kelvin	S	'98-'99*	Morgan State
60	Moore, Langston	DT	'04	South Carolina
50	Moore, Larry	G-C	'04	Brigham Young
65	Moore, Maully	DT	'75	Bethune-Cookman
93	Morabito, Tim	DT	'96	Boston College
21	Morgan, Melvin	CB	'76-78	Mississippi Valley St.
26	Morrison, Reece	RB	'72-73	Southwest Texas St.
73	Moyer, Ken	G-OT	'89-94*	Toledo
16	Muhlmann, Horst	K	'69-74	none
78	Munoz, Anthony	OT	'80-92	Southern California
25	Myers, Chip	WR	'69-76	Northwestern Okla.
31	Myers, Greg	S-PR	'96-99	Colorado State
37	Myles, Reggie	CB	'02-04	Alabama
— N —				
41	Neal, Lorenzo	FB	'01-02	Fresno State
52	Neal, Randy	LB	'95-96	Virginia
53	Neidert, John	LB	'68	Louisville
42	Niehoff, Rob	S	'87	Cincinnati
95	Nix, Roosevelt	DE	'92-93	Central State (Ohio)
12	Norseth, Mike	QB	'87-88	Kansas
89	Novak, Jack	TE	'75	Wisconsin
— O —				
68	Obrovac, Mike	G-OT	'81-83	Bowling Green
12	O'Donnell, Neil	QB	'98	Maryland
72	O'Dwyer, Matt	G	'99-03	Northwestern
92	Ogbogu, Eric	DE	'02	Maryland
96	Oglesby, Alfrad	DT	'95	Houston
52	Ogletree, Craig	LB	'90	Auburn
29	Oliver, Louis	S	'94	Florida
24	O'Neal, Deltha	CB	'04	California
26	Orlando, Bo	S	'96-97	West Virginia

NO.	NAME	POS.	YRS.	COLLEGE
— P —				
9	Palmer, Carson	QB	'03-04	Southern California
74	Park, Ernie	G	'69	McMurry
86	Parker, Carl	WR	'88-89	Vanderbilt
24	Parker, Sirt	CB	'00	Texas A&M
20	Parrish, Lemar	CB-KR	'70-77	Lincoln
93	Parten, Ty	DE	'93-95	Arizona
98	Patterson, Elton	DE	'03-04*	Central Florida
27	Paul, Tito	CB	'97	Ohio State
64	Payne, Rod	C	'97-98*	Michigan
20	Peacock, Elvis	RB	'81	Oklahoma
9	Peitrey, Doug	K	'93-99	Kentucky
64	Perreault, Pete	G	'68	Boston U.
26	Perry, Chris	RB	'04	Michigan
31	Perry, Jason	S	'02	North Carolina State
32	Perry, Scott	CB	'76-79	Williams
77	Peters, Frank	OT	'69	Ohio U.
50	Peterson, Ben	LB-LS	'99	Pittsburg State
53,87	Peterson, Bill	LB	'68-72	San Jose State
10	Philcox, Todd	QB	'90	Syracuse
30	Phillips, Jess	RB-DB	'68-72	Michigan State
59	Phillips, Ray	LB	'77-78	Nebraska
81,80	Pickens, Carl	WR	'92-99	Tennessee
42	Pickering, Clay	WR	'84-85	Maine
58,97	Pillman, Brian	LB	'84	Miami (Ohio)
81	Pleasant, Marquis	WR	'87	Southern Methodist
61	Poe, Bill	G	'87	Morehead State
76	Pollard, Trant	G-OT	'94-96*	Eastern Washington
35	Poole, Nathan	RB	'79-80	Louisville
13	Pope, Daniel	P	'00	Alabama
91,72	Powell, Carl	DE	'03-04	Louisville
32	Price, Mitchell	CB-PR	'90-93	Tulane
60	Pritchard, Ron	LB	'72-77	Arizona State
68	Pureifory, Dave	DT	'78	Eastern Michigan
97	Purvis, Andre	DT-DE	'97-99	North Carolina
— Q —				
89	Query, Jeff	WR	'92-95	Millikin
— R —				
5	Rackers, Neil	K	'00-02	Illinois
81	Randall, Dennis	DE	'68	Oklahoma State
27	Randolph, Al	CB	'72	Iowa
20	Randolph, Thomas	CB	'98	Kansas State
25	Ratliff, Keiwan	CB-PR	'04	Florida
61	Rayam, Tom	G	'92-93	Alabama
51	Razzano, Rick	LB	'80-84	Virginia Tech
52	Reasons, Gary	LB	'92	Northwestern St. (La.)
11	Reaves, John	QB	'75-78	Florida
79	Rehberg, Scott	G-OT	'00-03	Central Michigan
74	Reid, Mike	DT	'70-74	Penn State
75	Reimers, Bruce	G-OT	'84-91	Iowa State
67	Reinke, Jeff	DE	'87	Mankato State
88	Rembert, Reggie	WR	'91-93	West Virginia
70	Rice, Andy	DT	'68-69	Texas Southern
46	Rice, Dan	RB	'87	Michigan
10	Richardson, Kyle	P	'03-04*	Arkansas State
68	Richey, Tom	G-OT	'87	Kentucky
72	Riddle, Elston	DE	'92	Nevada-Reno
87	Riggs, Jim	TE	'87-92	Clemson
66	Riley, Bob	OT	'87	Indiana
13	Riley, Ken	CB	'69-83	Florida A&M
52,64				
50	Rimington, Dave	C	'83-87	Nebraska
30	Roberts, Terrell	CB	'03-04	Oregon State
23	Robinson, Frank	CB	'92	Boise State
81	Robinson, Patrick	WR-KR	'93	Tennessee State
18	Robinson, Paul	RB	'68-72	Arizona
79	Rogers, Lamar	DE	'91-92	Auburn
20	Roman, Mark	CB-S	'00-03	Louisiana State
81	Roman, Nick	DE	'70-71	Ohio State
83	Romasko, Dave	TE	'87	Carroll College

NO.	NAME	POS.	YRS.	COLLEGE
94	Romer, Rich	LB	88-89	Union (N.Y.)
57	Ross, Adrian	LB	98-03	Colorado State
89,84	Ross, Dan	TE	79-83, '85	Northeastern
77	Rourke, Jim	OL	'88	Boston College
95	Rucker, Keith	DT	94-95	Ohio Wesleyan
88	Russell, Cliff	WR-KR	'04	Utah
62	Russell, Wade	TE	'87	Taylor
51	Ruud, Tom	LB	78-79	Nebraska

- S -

70	Saddler, Rod	DE	'91	Texas A&M
87	Sadowski, Troy	TE	'94-96	Georgia
27	Saffold, Saint	WR	'68	San Jose State
72	St. Clair, Mike	DE	'80-82	Grambling
48	St. Louis, Brad	LS-TE	'00-04	SW Missouri State
77	Sargent, Kevin	OT-G	'92-98*	Eastern Washington
98	Savage, Tony	DE	'92	Washington State
23	Sawyer, Corey	CB-KR	'94-98	Florida State
22	Sawyer, Ken	S	'74	Syracuse
89	Schobel, Malt	TE	'02-04	TCU
15	Schonert, Turk	QB	'80-85, '87-89	Stanford
10	Schroeder, Jay	QB	'93	UCLA
59	Schuh, Jeff	LB	'81-85	Minnesota
59	Schult, Scott	LB	'87	North Dakota State
37	Scott, Bill	CB	'68	Idaho
86	Scott, Darnay	WR	'94-01*	San Diego State
93	Scott, Greg	DT	'04	Hampton
74	Scott, Tom	OT	'93	East Carolina
76	Scraftford, Kirk	OT	'90-92	Montana
55	Sellers, Lance	LB	'87	Boise State
35	Shade, Sam	S	'95-98	Alabama
90	Shaw, Eric	LB	'92-94	Louisiana Tech
68	Shaw, Scott	C	'98	Michigan State
39	Shaw, Sedrick	RB	'99	Iowa
30	Shelby, Willie	KR-RB	'76-77	Alabama
30	Shelling, Chris	S	'95-96	Auburn
23	Sherman, Rod	WR-K	'68	Southern California
64	Shinners, John	G	'73-77	Xavier (Ohio)
59	Shumon, Ron	LB	'78	Wichita State
56	Simmons, Brian	LB	'98-04	North Carolina
96	Simmons, Clyde	DE	'98	Western Carolina
25	Simmons, John	CB-KR	'81-86	Southern Methodist
22	Simmons, Marcello	CB	'93	Northern Methodist
56	Simpkins, Ron	LB	'80-86*	Michigan
84	Sims, Reggie	TE	'87	Northern Illinois
70	Skow, Jim	DE	'86-89	Nebraska
45	Smiley, Tom	RB	'68	Lamar
11	Smith, Akili	QB	'99-02	Oregon
70	Smith, Artie	DE	'94-96	Louisiana Tech
91	Smith, Brad	LB	'93	TCU
25	Smith, Daryl	CB	'87-88	North Alabama
60	Smith, Dave	OT	'88	Southern Illinois
31	Smith, Fletcher	CB-S-P	'68-71	Tennessee State
62	Smith, Gary	G	'84	Virginia Tech
76	Smith, Jeff	DE	'87	Earlham College
90	Smith, Justin	DE	'01-04	Missouri
62	Smith, Ken	G	'87	Miami (Ohio)
83	Smith, Kendal	WR-KR	'89-90	Utah State
68	Smith, Ron	DT	'02	Lane College
99	Smith, Shaun	DT	'04	South Carolina
24	Smith, Tommie	WR	'69	San Jose State
59	Spearman, Armegis	LB	'00-02*	Mississippi
22	Spencer, Jimmy	CB	'96-97	Florida
51	Spikes, Takeo	LB	'98-02	Auburn
48	Spiller, Phil	S	'68	Los Angeles State
52	Spottle, Jimmy	LB	'98-99	Arizona
83	Staley, Bill	DT	'68-69	Utah
79	Stallings, Ramonondo	DE	'94-98*	San Diego State
70	Steele, Glen	DT-DE	'98-03	Michigan
84	Stegalt, Mill	WR	'92-94	Miami (Ohio)
65	Steinbach, Eric	G	'03-04	Iowa
75	Stephens, Jamain	OT-TE	'99-02*	North Carolina A&T

NO.	NAME	POS.	YRS.	COLLEGE
53	Stephens, Santo	LB	'94	Temple
95	Stevens, Larry	LB	'04	Michigan
86	Stewart, Tony	TE	'02-04	Penn State
15	Stofa, John	QB	'68-69	Buffalo
96,67	Stubbs, Daniel	DE	'91-93	Miami (Fla.)
23	Suggs, Shafer	S	'80	Ball State
62	Sultsted, Alex	OT-G	'04	Miami (Ohio)
19	Sunter, Ian	K	'80	none
41	Swanson, Terry	P	'69	Massachusetts
66	Szalay, Thatcher	G	'02	Montana

- T -

71	Tamm, Ralph	G	'91	West Chester
23	Tale, Rodney	RB-KR	'82-83	Texas
20	Taylor, Craig	RB-KR	'89-91	West Virginia
52	Terry, Tim	LB	'97	Temple
22	Thomas, Eric	CB	'87-92	Tulane
78	Thomas, Lee	DE	'73	Jackson State
24	Thomas, Sean	CB	'85	TCU
17	Thomas, Speedy	WR	'69-72	Utah
49	Thomason, Jeff	TE	'92-93	Oregon
48	Thompson, Craig	TE	'92-93	North Carolina A&T
12	Thompson, Jack	QB	'79-82	Washington State
24	Thompson, Lamont	S	'02	Washington State
93	Thompson, Mike	NT	'98	Wisconsin
97	Thornton, John	DT	'03-04	West Virginia
83	Thornton, Reggie	WR	'93	Bowling Green
77	Tigges, Mark	OT	'87	Western Illinois
58,51	Tovar, Steve	LB	'93-97	Ohio State
51	Townsend, Brian	LB	'92	Michigan
59	Truitt, Greg	LS	'94-99*	Penn State
84	Trumpy, Bob	TE-WR	'68-77	Utah
96	Tuatagaloa, Natu	DE	'89-91	California
53	Turnully, Tom	LB	'96-99*	Pittsburgh
43	Turner, Clem	RB	'69	Cincinnati
22	Turner, Deacon	RB	'78-80	San Diego State
35	Turner, Jimmy	CB	'83-86	UCLA
61	Tuten, Melvin	OT-TE	'95-96	Syracuse
84	Tweet, Rodney	WR	'87	South Dakota
17,83	Twynner, Gunnard	WR-KR	'97	Western Illinois

- V -

81	Verser, David	WR-KR	'81-84	Kansas
78	Vincent, Ted	DT	'78	Wichita State
34	Vinson, Ferdinandus	S	'91-94	North Carolina St.
11	Vitiello, Sandro	K	'80	Massachusetts
67	von Oelhoffen, Kimo	DL	'94-99	Boise State

- W -

63	Wagner, Ray	OT	'82	Kent State
27	Walker, Bracey	S	'94-96	North Carolina
59	Walker, Kevin	LB	'88-92	Maryland
88,83	Walker, Rick	TE	'77-79	UCLA
91	Wallerstedt, Brett	LB	'94-96*	Arizona State
10	Walsh, John	QB	'95	Brigham Young
11	Walter, Dave	QB	'87	Michigan Tech
63	Walter, Joe	OT	'85-97*	Texas Tech
83	Walter, Kevin	WR	'03-04	Eastern Michigan
75	Walters, Stan	DT	'72-74	Syracuse
51	Ward, David	LB	'87	Southern Arkansas
88	Ware, Derek	TE	'95	Central State (Okla.)
16	Warren, Dewey	QB	'68	Tennessee
80	Warrick, Peter	WR-P	'00-04	Florida State
87	Washington, Kelley	WR	'03-04	Tennessee
41	Washington, Sam	CB	'85	Miss. Valley St.
22	Washington, Ted	RB	'68	San Diego State
33	Watson, Kenny	RB-KR	'03-04	Penn State
40	Watson, Pete	LB	'72	Tufts
23	Weathersby, Dennis	CB	'03-04*	Oregon State
70	Weaver, Emanuel	NT	'82-83*	South Carolina
73	Webb, Richmond	OT	'01-02	Texas A&M
52	Webster, Nate	LB	'04	Miami (Fla.)
79	Wells, Dana	NT	'89	Arizona

NO.	NAME	POS.	YRS.	COLLEGE
15	Wells, Mike	QB	'77	Illinois
82	Westbrook, Michael	WR	'02	Colorado
37	Wheeler, Leonard	CB	'92-'96*	Troy State
86	White, Andre	TE	'68	Florida A&M
51	White, Leon	LB	'86-'91	Brigham Young
63	White, Mike	DT	'79-'80	Albany State (Ga.)
39	White, Sheldon	CB	'93	Miami (Ohio)
83	White, Sherman	DE	'72-'75	California
55	Whiteside, Keyon	LB	'03	Tennessee
75	Whitley, Wilson	DT	'77-'82	Houston
70	Whitten, Bobby	OT	'81	Kansas
97	Whittington, Bernard	DT-DE	'01-'02	Indiana
41	Wilcots, Solomon	S-CB	'87-'90	Colorado
41,2	Wilhelm, Erik	QB	'89-'91, '93-'97	Oregon State Texas
55	Wilkins, Marcus	LB	'04	Texas
99	Wilkinson, Dan	DT-DE	'94-'97	Ohio State
94	Williams, Alfred	LB-DE	'91-'94	Colorado
63	Williams, Bobbie	G	'04	Arkansas
31	Williams, Darryl	S	'92-'95, '00-'01	Arkansas Miami (Fla.)
43	Williams, Ed	RB	'74-'75	Langston
84	Williams, Gary	WR	'84	Ohio State
33	Williams, Jim	DB	'69	Alcorn State
40	Williams, Madieu	S-CB	'04	Maryland
6	Williams, Monk	WR-KR	'68	Arkansas A.M.&N
	Williams, Nick (changed name: see Nicolas Luchey)			
57	Williams, Reggie	LB	'76-'89	Dartmouth
87	Williams, Stepfret	WR	'98	Northeast Louisiana
94	Williams, Tony	DT	'01-'04	Memphis
33	Willis, Fred	RB	'71-'72	Boston College
46	Wilson, Joe	RB-KR	'73	Holy Cross
67	Wilson, Mike	OT-RB	'69-'70	Dayton
77	Wilson, Mike	OT	'78-'85	Georgia
55,57	Wilson, Reinard	LB-DE	'97-'02	Florida State
32	Wilson, Stanley	RB	'83-'84, '86, '88	Oklahoma
83	Winans, Tydus	WR	'96	Fresno State
30,31	Withycombe, Mike	OT	'91-'92	Fresno State
49	Woods, Ickey	FB	'88-'91	Nevada-Las Vegas
49	Wright, Dana	RB	'87	Findlay
75	Wright, Ernie	OT	'68-'71	Ohio State

NO.	NAME	POS.	YRS.	COLLEGE
42	Wright, Lawrence	S	'97, '99	Florida
14	Wyche, Sam	QB	'68-'70	Furman
			— Y —	
84	Yeast, Craig	WR-KR	'99-'00	Kentucky
			— Z —	
91	Zander, Carl	LB	'85-'91	Tennessee
45	Zellars, Ray	FB	'98	Notre Dame

*— Players whose all-time roster listing includes an asterisk were with the team for one or more seasons in which they were not in uniform for a game.

Khalid Abdullah	2004	Don Hollas	1993
Chris Barber	1988	LaDairis Jackson	2003-'04
Mike Barber	1992	Robert Jackson	1981
Michael Basnight	2000	Dick Jauron	1981
Brandon Bennett	1999	Kevin Jordan	1996
Royce Berry	1975	Howie Kurnick	1980
Ken Blackman	1999	Ric Mathias	1999
Rich Braham	1995	Tim McGee	1995
Sean Brewer	2001	Mario Monds	2002
Gary Burley	1975	Kelvin Moore	1999
Ki-Jana Carter	1995	Ken Moyer	1992
Virgil Carter	1973	Elton Patterson	2003
Frank Chamberlin	2004	Rod Payne	1997
Greg Cook	1970-'72, 1974	Trent Pollard	1996
Charlie Davis	1975	Kyle Richardson	2004
Chris Devlin	1977	Jamain Sargent	1996
Mike Dingle	1992	Darnay Scott	2000
Mike Doughty	1999	Ron Simpkins	1981
Doug Dressler	1973	Armegis Spearman	2001
Sandy Durko	1972	Ramondo Stallings	1998
Chris Edmonds	2001	Jamain Stephens	2002
Charles Fisher	2000	Greg Trullit	1999
Steve Foley	2002	Tom Tumulty	1999
Shane Garrett	1992	Brett Wallerstedt	1996
Archie Griffin	1983	Joe Walter	1994
Mike Hammerstein	1988	Dennis Weathersby	2004
Bryan Hicks	1984	Emanuel Weaver	1983
John Holifield	1988	Leonard Wheeler	1994

BENGALS DOUBLE-DIGIT CLUB

Twenty-one players share the distinction of having played 10 or more seasons for the Bengals, including one current team member, **C Rich Braham**, who has logged 11 seasons with the Bengals. In 2005, **OT Willie Anderson** is set to play his 10th Bengals season.

Player, Pos.	Years	Seasons
Ken Anderson, QB	16	1971-86
Ken Riley, CB	15	1969-83
Reggie Williams, LB	14	1976-89
Jim Breech, K	13	1980-92
Anthony Munoz, OT	13	1980-92
Joe Walter, OT	13	1985-97
Isaac Curtis, WR	12	1973-84
Bob Johnson, C	12	1968-79
Bruce Kozerski, OL	12	1984-95
Tim Krumrie, NT	12	1983-94
Jim LeClair, LB	12	1972-83

Player, Pos.	Years	Seasons
Rich Braham, C-G	11	1994-2004
Glenn Cameron, LB	11	1975-85
Rodney Holman, TE	11	1982-92
Lee Johnson, P-K	11	1988-98
Max Montoya, G-OT	11	1979-89
Louis Breedon, CB	10	1978-87
Boomer Esiason, QB	10	1984-92, 97
Dave Lapham, G	10	1974-83
Pat McNally, P-WR	10	1976-85
Bob Trumpy, TE-WR	10	1968-77

BENGALS ALL-TIME UNIFORM NUMBERS

This all-time uniform numbers list is organized in chronological order for each number.

Generally, this list credits a player for having ownership of a uniform number for an entire season, even if he was with the team for only part of that season. However, game-by-game breakdowns within seasons are provided if (1) a player changed his uniform number during a season, or (2) more than one player wore the same number in the same season.

Numbers in parentheses behind players' names denote other uniform numbers worn by those players during their careers with the Bengals.

No. 3

Jim Breech (10)	1985-92
Jon Kitna	2001-04

No. 4

Erik Wilhelm (12)	1991, '93-97
Scott Covington	1999-2001
Casey Bramlet	2004

No. 5

Jeff Hayes	1986
Neil Rackers	2000-02

No. 6

Monk Williams	1968
Brad Costello	1998-99
Shane Matthews	2003

No. 7

Boomer Esiason	1984-92
David Klingler (15)	1993-95
Boomer Esiason	1997

No. 8

Jeff Blake	1994-99
Nick Harris	2001-03

No. 9

Massimo Manca	1987
Doug Pelfrey	1993-99
Carson Palmer	2003-04

No. 10

Eric Crabtree	1969-71
Chris Bahr	1976-79
Jim Breech (3)	1980-84
Greg Horne	1987
Todd Philcox	1990
Jay Schroeder	1993
John Walsh	1995
Paul Justin	1998
Will Brice	1999
Travis Dorsch	2002
Kyle Richardson	2003-04

No. 11

Dale Livingston	1968-69
Virgil Carter	1970-73
Wayne Clark	1974
John Reaves	1975-78
Sandro Vittello	1980
Mike Ford	1982
Jeff Christensen	1983
Bryan Clark	1984
Doug Gaynor	1986
Dave Walter	1987
Lee Johnson	1988-98
Akili Smith	1999-2002

No. 12

Greg Cook	1969-74
Jack Thompson	1979-82
Mike Norseth	1987-88
Erik Wilhelm (4)	1989-90
Don Hollas	1991-94
Kerry Joseph	1996
Neil O'Donnell	1998
Gus Frerotte	2002

No. 13

Ken Riley	1969-83
Daniel Pope	2000

No. 14

Sam Wyche	1968-70
Ken Anderson	1971-86

No. 15

John Stofa	1968-69
Dave Lewis	1970-73
Mike Wells	1977
Turk Schonert	1980-85, '87-89
David Klingler (7)	1992
Eric Kresser	1997-99

No. 16

Dewey Warren	1968
Horst Muhlmann	1969-74
Rob Hertel	1978
Ben Bennett	1987

No. 17

Speedy Thomas	1969-72
Mike Ernst	1973-74
Scott Fullhage	1987-88
Gunnard Twyner (83)	1997 (Game 1)
Shayne Graham	2003-04

No. 18

Paul Robinson	1968-71, '72 (Games 1-6)
Charlie Joiner	1972 (Games 7-14), '73-75
Adrian Breen	1987
Jim Gallery	1989
Thomas Bailey	1995

No. 19

Essex Johnson	1968-75
Ian Sunter	1980
Jeff Hill (84)	1994, '95 (Game 1)
Scott Mitchell	2000-01
Kyle Larson	2004

No. 20

Bobby Hunt	1968-69
Lamar Parrish	1970-77
Elvis Peacock	1981
Ray Horton	1983-88
Craig Taylor	1989-91
Garrison Hearst	1996
Thomas Randolph	1998
Ty Howard	1999
Mark Roman	2000-03
Tory James (26)	2004

No. 21

Paul Dunn	1970
Melvin Morgan	1976-78
Jim Browner	1979-80
Oliver Davis	1981-82
James Brooks	1984-91

(continued)

No. 21 (cont'd)

Ryan Benjamin	1993
Eric Bieniemy	1995-98
Rico Clark	1999 (Games 1-14)
Tom Carter	1999 (Games 15-16), 2000-01
Jeff Burris	2002-03
Rashad Bauman	2004

No. 22

Ted Washington	1968
Ken Sawyer	1974
Deacon Turner	1978-80
James Griffin	1983-85
Eric Thomas	1987-92
Marcello Simmons	1993
Jimmy Spencer	1996-97
Rodney Heath	1999-2001
Kim Herring	2004

No. 23

Rod Sherman	1968
Al Coleman	1969-71
Bernard Jackson	1972-76
Shafer Suggs	1980
Rodney Tale	1982-83
Marc Logan (29)	1988
Frank Robinson	1992
Corey Sawyer	1994-98
Robert Bean (49)	2001
Dennis Weathersby	2003-04

No. 24

Tommie Smith	1969
Ernie Kellermann	1972
Marvin Cobb	1975-79
Clarence Chapman	1980-81
Sean Thomas	1985
Lewis Billups	1986-91
Alan Grant	1993
Roger Jones	1994-96
Ric Mathias	1998-99
Sirr Parker	2000
Lamont Thompson	2002
Deltha O'Neal	2004

No. 25

Chip Myers	1969-76
Tony Davis (35)	1977-78
John Simmons	1981-86
Daryl Smith	1987-88
Rod (Roderick) Jones	1990-96
Charles Fisher	1999-2000
Ligarius Jennings	2001-02
Keiwan Ratliff	2004

No. 26

Jack Gehrke	1969
Jim Harris	1971
Reece Morrison	1972-73
Charlie Davis	1974-75
Bobby Kemp	1981-86
Leonard Bell	1987
Bo Orlando	1996-97
Cory Hall	1999-2002
Tory James (20)	2003
Chris Perry	2004

No. 27

Saint Saffold	1968
Ken Dyer	1969-71
Al Randolph	1972
Ricky Davis	1975
Bryan Hicks	1980-84
Barney Bussey	1986-92
Lance Gunn	1993

Bracey Walker	1994-96
Tito Paul	1997
Artrell Hawkins	1998-2003

No. 28

John Guillory	1969-70
Scott Burk	1979
Cleotha Montgomery	1980
Larry Kinnebrew	1983-87
Harold Green	1990-95
Corey Dillon	1997-2003

No. 29

Jim Johnson	1969
Sandy Durko	1970-72
Lyle Blackwood	1973-75
Vaughn Lusby	1979
Marc Logan (23)	1987
Rickey Dixon	1988-92
Louis Oliver	1994
Jeff Colthran (46)	1996
Kelvin Moore	1998-99
Curtis Keaton	2000-01

No. 30

Jess Phillips	1968-72
Willie Shelby	1976-77
Dick Jauron	1978-81
Bill Johnson	1985-87
Ickey Woods (31)	1988 (Games 9-16 and playoffs), '89-91
R.J. Kors	1993
Chris Shelling	1995-96
Anthone Lott	1997 (Games 1-7)
Cory Gilliard	1997 (Games 15-16)
Nicolas Luchey (formerly Nick Williams)	1999-2002
Terrell Roberts	2003-04

No. 31

Fletcher Smith	1968-71
Jerry Anderson	1977
Ralph Battle	1984
Lee Davis	1985
Gary Hunt	1987
Ickey Woods (30)	1988 (Games 1-8)
Richard Fain	1991
Darryl Williams	1992-95
Greg Myers	1996-99
Darryl Williams	2000-01
Jason Perry	2002
Jeremi Johnson	2003-04

No. 32

Bob Jones	1973-74
Scott Perry	1976-79
Stanley Wilson	1983-84, '86
Nate Borders	1987
Stanley Wilson	1988
Mitchell Price	1990-92, '93 (Games 1-4)
Ron Carpenter	1993 (Games 9-16)
Ki-Jana Carter	1995-99
Rudi Johnson	2001-04

No. 33

Jim Williams	1969
Kenny Graham	1970
Fred Willis	1971-72
Stan Fritts	1975-76
John Farley	1984
David Fulcher	1986-92
Steve Broussard	1994
Ashley Ambrose	1996-98
JoJuan Armour	1999-2002
Kenny Watson	2003-04

No. 34

Ken Herock	1968
Neal Craig	1971-73
Louis Breiden	1978-87
Ellis Dillahunt	1988
Richard Carey	1989
Fernandus Vinson	1991-94
Tremain Mack	1997-2000
Kevin Kaesviharn	2001-04

No. 35

Mike Hafner	1971
Boobie Clark (42)	1973
Tony Davis (25)	1976
Nathan Poole	1979-80
Jimmy Turner	1983-86
Chris Barber	1987-89
Antoine Bennett	1991-92
Sam Shade	1995-98
Michael Basnight (38)	2000
James Lynch	2004

No. 36

Lervil Elliott	1973-78
Jo-Jo Heath	1980
Jim Hargrove	1981
Stanford Jennings	1984-90
Ostell Miles	1992-93
James Joseph	1995
Brandon Bennett	1998-2003

No. 37

Bill Scott	1968
Tommy Casanova	1972-77
Robert Jackson	1981-87, '89
Leonard Wheeler	1992-96
Roosevelt Blackmon	1998-99
Reggie Myles	2002-04

No. 38

Estes Banks	1968
Steve Conley	1972
Champ Henson	1975
Mike Dingle	1991-92
Jason Burns	1995
Michael Basnight (35)	1999

No. 39

Pat Franklin	1987
Sheldon White	1993
Sedrick Shaw	1999

No. 40

Ron Lamb	1968-71
Pete Watson	1972
Charles Alexander	1979-85
David McCluskey	1987
John Hollifield	1988-89
Myron Bell	1998-99
Madieu Williams	2004

No. 41

White Graves	1968
Terry Swanson	1969
Dave Green	1974-75
Sam Washington	1985
Solomon Wilcoats	1987-90
Joe King	1991
Forey Duckett	1994 (Games 1-2)
Adrian Hardy (45)	1994 (Game 3)
Scottie Graham	1997
Lorenzo Neal	2001-02
Chris Edmonds (53, 87)	2003

No. 42

Warren McVea	1968
Boobie Clark(35)	1974-78
Mike Fuller	1981-82
Clay Pickering	1984-85
Rob Niehoff	1987
Eric Ball	1989-94
Lawrence Wright	1997, '99
Chris Carter	2000-01
LaVar Glover	2002
Anthony Mitchell	2004

No. 43

Curt Frazier	1968
Clem Turner	1969
Ed Williams	1974-75
Mark Johnson	1987
Mike Brim	1993-95
Kirk McMullen	2001

No. 44

Rex Keeling	1968
Doug Dressler	1970-74
Ray Griffin	1978-84
Aaron Manning	1987
Derrick Fenner	1992-94
Brian Milne	1996-99
Marquand Manuel	2002-03

No. 45

Tom Smiley	1968
Archie Griffin	1976-83
Carl Carter	1990
Wayne Haddix	1991
Adrian Hardy (41)	1994 (Games 4-16), '95
Ty Doulhard	1997
Michael Blair	1998 (Games 5-9)
Ray Zellars	1998 (Games 14-16)
Rogers Beckett	2003-04

No. 46

Joe Wilson	1973
Pete Johnson	1977-83
Dan Rice	1987
Jeff Cothran (29)	1994-95
Clif Groce	1999-2000

No. 47

Charlie King	1968-69
Greg Bright	1980-81
Steve Maidlow	1983-84
David Frisch (83)	1993

No. 48

Phil Spiller	1968
Andy Gibler	1983
John Garrett	1989
Craig Thompson	1992-93
Brad St. Louis	2000-04

No. 49

Guy Frazier (58)	1981-83, '84 (Games 1-3, 5)
Dana Wright	1987
Jeff Thomason	1992-93
Robert Bean (23)	2000

No. 50

Bernard Erickson	1968
Tom DeLeone	1972-73
Vic Koegel	1974
Glenn Cameron	1975-85
Dave Rimmington (52, 64)	1986-87
James Francis	1990-98
Ben Peterson	1999

(continued)

No. 50 (cont'd)

Riall Johnson	2001-03
Larry Moore	2004
No. 51	
Ken Avery	1969-74
Chris Devlin	1975-77, '78 (Game 1)
Tom Ruud	1978 (Games 9-16), '79
Rick Razzano	1980-84
Tom Dinkel (52)	1985
Leon White	1986, '87 (Games 1-2)
David Ward	1987 (Games 3-5)
Leon White	1987 (Games 6-15), '88-91
Brian Townsend	1992
Steve Tovar (58)	1993-94
Gerald Dixon	1996-97
Takeo Spikes	1998-2002
Kevin Hardy	2003-04

No. 52

John Matlock (57)	1968 (Games 1-2)
Paul Elzey	1968 (Games 10-14)
Tim Buchanan	1969
Doug Adams	1971-74
Brad Cousino	1975
Tom Dinkel (51)	1978-83
Dave Rimington (50, 64)	1984-85
Tom Flaherty	1987
Craig Ogletree	1990
Gary Reasons	1992
James Logan	1995 (Games 7-8)
Randy Neal	1995-96 (Games 12-16)
Tim Terry	1997
Jimmy Sprotte	1998-99
Dwayne Levels	2003
Nate Webster	2004

No. 53

John Neiderf	1968
Bill Peterson (87)	1969-72
Bo Harris	1975-82
Leo Barker	1984-91
Santo Stephens	1994
Tom Turnulty	1996-99
Chris Edmonds (41, 87)	2001
Khalid Abdullah	2003-04

No. 54*

Bob Johnson	1968-79
-------------------	---------

* NOTE: Bob Johnson's No. 54 is the Bengals' only retired uniform number.

No. 55

Frank Buncom	1968
Jim LeClair	1972-83
Ed Brady	1986, '87 (Games 1-2)
Lance Sellers	1987 (Games 3-5)
Ed Brady	1987 (Games 6-15), '88-91
Randy Kirk	1992-93
John Johnson	1994
Andre Collins	1995-97
Reinard Wilson (57)	1998-2002
Keyon Whiteside	2003 (Games 1-6)
Frank Chamberlin	2003 (Games 12-16), '04*
Marcus Wilkins	2004*

* NOTE: Chamberlin and Wilkins both were assigned uniform No. 55 for the entire 2004 season. At the time, however, only Wilkins was on the active roster. Chamberlin was on the Reserve/Injured list.

No. 56

Mike Hibler	1968
Tim Kearney	1972-74
Tom DePaso	1978
Ron Simpkins	1980-86
Toney Catchings	1987

Ricardo McDonald	1992-97
Brian Simmons	1998-2004

No. 57

John Matlock (52)	1968 (Games 3-14)
Ed Harmon	1969
Evan Jolitz	1974
Reggie Williams	1976-89
Bernard Clark	1990-91
Ray Bentley	1992
Kevin Jefferson	1994-95
Reinard Wilson (55)	1997
Adrian Ross	1998-2003

No. 58

Al Beauchamp	1968-75
Blair Bush	1978-82
Brian Pillman (97)	1984 (Games 1-3)
Guy Frazier (49)	1984 (Game 4)
Brian Pillman (97)	1984 (Game 5)
Guy Frazier (49)	1984 (Games 6-16)
Joe Kelly	1986, '87 (Games 1-2)
Sam Manos	1987 (Games 3-5)
Joe Kelly	1987 (Games 6-15), '88-89
Alex Gordon	1991-93
David Braxton	1994
Steve Tovar (51)	1995-97
Jay Leeuwenburg	1999
Marc Megna	2000
Jevon Langford (94)	2001
Caleb Miller	2004

No. 59

Larry Ely	1970-71
Ray Phillips	1977, '78 (Games 1-3)
Ron Shumon	1978 (Games 4-16)
Howie Kurnick	1979-80*
Andrew Melontree	1980*
Jeff Schuh	1981-85
Scott Scholt	1987
Kevin Walker	1988-92
Karmeeleah McGill	1993
Greg Truitt	1994-99
Armeigis Spearman	2000-02
Landon Johnson	2004

* NOTE: Kurnick and Melontree both were assigned uniform No. 59 for the entire 1980 season. At the time, however, only Melontree was on the active roster. Kurnick was on the Reserve/Non-Football Injury list.

No. 60

Ron Pritchard	1972-77
Blake Moore	1980-83
Dave Smith	1988
Mike Brennan	1990, '91 (Games 1-3)
Mike Withycombe	1991 (Games 14-16), '92
Chuck Bradley	1993
Eric Moore	1994
Rod (Rodrek) Jones	1996-2000
Reggie Coleman	2002
Langston Moore	2004

No. 61

Jerry Boyarsky	1982-85
Bill Poe	1987 (Games 3-5)
Doug Aronson	1987 (Games 10-12)
Tom Rayam	1992-93
Melvin Tulen	1995-96
Tony Coats	1999

No. 62

Dave Lapham	1974-83
Gary Smith	1984
Ken Smith	1987
Jon Melander	1992

(continued)

No. 62 (cont'd)

Todd Kalis	1995
Brock Gutierrez	1996-2002
Alex Sullsted	2004

No. 63

Guy Dennis	1969-72
Greg Fairchild	1976-77
Mike White	1979-80
Ray Wagner	1982
Joe Waller	1985-97
Mike Goff	1998-2003
Bobbie Williams	2004

No. 64

Pete Perreault	1968
Justin Canale	1969
John Shinnars	1973-77
Bill Glass	1980
Dave Rimington (50, 52)	1983
Bruce Kozerski	1984-95
Rod Payne	1997-98

No. 65

Bill Kindricks	1968
Wayne McClure (66)	1970
Maully Moore	1975
Max Montoya	1979-89
Mike Arthur	1991-92
Darrick Brilz	1994-98
John Jackson	2000-01
Eric Steinbach	2003-04

No. 66

Wayne McClure (65)	1968
Bill Bergey	1969-73
Mark Donahue	1978-79
Jim Hannula	1983
Bob Riley	1987
Dan Jones	1993-95
Ken Blackman	1996-99
Thatcher Szalay	2002

No. 67

Mike Wilson	1969-70
Gary Burley	1975-83
David Douglas	1986, '87 (Games 1-2)
Jeff Reinke	1987 (Game 3)
David Douglas	1987 (Games 6-15), '88
Daniel Stubbs (96)	1991, '92 (Games 1-4)
Kim von Oelhoffen	1994-99
Jerry Fontenot	2004

No. 68

Dave Middendorf	1968-69
Steve Lawson	1971-72
Bill Kollar	1974-76
Dave Pureifory	1978
Mike Obrovac	1981-83
Tom Richey	1987
Paul Jetton	1989-91
Donnell Johnson (99)	1993 (Games 4-16)
Dave Cadigan	1994
Scott Shaw	1998
Ron Smith	2002

No. 69

Sherrill Headrick	1968
Tim Krumrie	1983-94

No. 70

Andy Rice	1968-69
Ron Carpenter	1970-76
Barney Colton	1979
Bobby Whitten	1981

Emanuel Weaver	1982-83
Jim Skow	1986, '87 (Games 1-2)
James Eaddy	1987 (Games 4-5)
Jim Skow	1987 (Games 6-15), '88-89
Rod Saddler	1991
Artie Smith	1994-96
Glen Steele	1998-2003

No. 71

Rufus Mayes	1970-78
Rod Horn	1980-81
Pete Koch	1984
Mike Hammerstein	1986, '87 (Games 1-2)
John Fletcher	1987 (Games 3-5)
Mike Hammerstein	1987 (Games 6-15), '88-90
Ralph Tamn	1991
Garry Howe	1993
Willie Anderson	1996-2004

No. 72

Howard Fest	1968-75
Ron Hunt	1976-78
Mack Mitchell	1979
Mike St. Clair	1980-82
Skip McClendon	1987 (Games 1-2)
Keith Cupp	1987 (Games 3-5)
Skip McClendon	1987 (Games 6-15), '88-91
Elston Ridgle	1992
Scott Brumfield	1993-97
Matt O'Dwyer	1999-2003
Carl Powell (91)	2004

No. 73

Pat Matson	1968-74
Eddie Edwards	1977-88
Ken Moyer	1989-94
Brian DeMarco	1999
Richmond Webb	2001-02

No. 74

Willie Lee Jones (78)	1968
Ernie Park	1969
Mike Reid	1970-74
Glenn Bujnoch	1976-82
Brian Blados	1984-91
Tom Scott	1993
Mark Dennis	1994 (Games 4-10)
Rich Braham	1994 (Games 11-16), '95-2004

No. 75

Ernie Wright	1968-71
Stan Walters	1972-74
Al Krevis	1975
Wilson Whitley	1977-82
Bruce Reimers	1984-91
Jack Linn	1993
Anthony Brown	1995-98
Jamain Stephens	1999-2002
Scott Kooistra	2003-04

No. 76

Jim Griffin	1968
Frank Cornish	1970
Vernon Holland	1971-79
Glen Collins	1982-85
Jeff Smith	1987
Kirk Scrafford	1990-92
Trent Pollard	1994-96
Mike Doughty	1999-2000
Levi Jones	2002-04

No. 77

Bob Kelly	1968
Frank Peters	1969
Bob Maddox	1974

(continued)

No. 77 (cont'd)

Mike Wilson	1978-85
Mark Tigges	1987
Jim Rourke	1988
Scott Jones	1989, '91
Kevin Sargent	1992-98
Victor Layva	2001-03

No. 78

Dan Archer	1968
Willie Lee Jones (74)	1970-71
Lee Thomas	1973
Bob Brown	1975-76
Walter Johnson	1977
Ted Vincent	1878
Anthony Munoz	1980-92

No. 79

Sleve Chomyszak	1968-73
Coy Bacon	1976-77
Ross Browner	1978-86
Bill Berthusen	1987
Dana Wells	1989
Lamar Rogers	1991-92
Ramondo Stallings	1994-98
Scott Rehberg	2000-03
Stacy Andrews	2004

No. 80

Ken Johnson	1971-77
Cris Collinsworth	1981-86, '87 (Games 1-2)
Tom Brown	1987 (Games 4-5)
Cris Collinsworth	1987 (Games 6-15), '88
Lynn James	1990-91
Carl Pickens (81)	1992-94
David Dunn	1995-97, '98 (Game 1)
Willie Jackson	1998 (Games 2-16), '99
Peter Warrick	2000-04

No. 81

Dennis Randall	1968
Nick Roman	1970-71
Al Chandler	1973-74
Jim Corbett	1977-80
David Verser	1981-84
Eddie Brown	1985-86, '87 (Games 1-2)
Marquis Pleasant	1987 (Games 3-5)
Eddie Brown	1987 (Games 6-15), '88-91
Patrick Robinson	1993
Carl Pickens (80)	1995-99
Ron Dugans	2000-02

No. 82

Ed McCall	1968
Royce Berry	1969-75
Billy Brooks	1976-79
Alton Alexis	1980
Rodney Holman	1982-86, '87 (Games 1-2)
Wade Russell	1987 (Games 3-5)
Rodney Holman	1987 (Games 6-15), '88-92
Tony McGee	1993-2001
Michael Westbrook	2002
Reggie Kelly	2003-04

No. 83

Bill Staley	1968-69
Ed Marshall	1971
Sherman White	1972-75
Steve Holden	1977
Dennis Law	1978
Rick Walker (88)	1979
M.L. Harris	1980-85
Dave Romasko	1987
Kendal Smith	1989-90
Brian Brennan	1992

Reggie Thornton	1993
David Frisch (47)	1994
Tyodus Wnans	1996 (Games 1-6)
Kevin Jordan	1996 (Games 7-11)
Gunnard Twynier (17)	1997 (Games 2-3)
Danny Farmer	2000-02
Kevin Walter	2003-04

No. 84

Bob Trumpy	1968-77
Don Bass	1978-81
Gary Williams	1984
Dan Ross (89)	1985
Eric Kattus	1986-86, '87 (Games 1-2)
Reggie Sims	1987 (Game 3)
Rodney Tweat	1987 (Games 4-5)
Eric Kattus	1987 (Games 6-15), '88-91
Milt Stegall	1992-94
Jeff Hill (19)	1995 (Games 2-16), '96
Mike Jenkins	1997
Damon Gibson	1998
Craig Yeast	1999-2000
T.J. Houshmandzadeh	2001-04

No. 85

Dan Brabham	1968 (Games 1-9)
Martin Baccaglio	1968 (Games 12-14), '69-70
Isaac Curtis	1973-84
Tim McGee	1986, '87 (Games 1-2)
Greg Meehan	1987 (Games 3-5)
Tim McGee	1987 (Games 6-15), '88-92
Allen DeGraffenreid	1993
Tim McGee	1994-95
James Hundon	1996-99
LaVell Boyd	2000
Chad Johnson	2001-04

No. 86

Andre White	1968
John McDaniel	1974-77
Steve Kreider	1979-86
Ken Brown	1987
Carl Parker	1988-89
Mike Barber	1990-92
Wesley Carroll	1993
Darnay Scott	1994-2001
Tony Stewart	2002-04

No. 87

Bill Peterson (53)	1968
Mike Kelly	1970-72
Pat McInally	1976-85
Jim Riggs	1987 (Games 1-2)
Curtis Jeffries	1987 (Games 3-5)
Jim Riggs	1987 (Games 6-15), '88-92
Troy Sadowski	1994-96
Stepfret Williams	1998
Damon Griffin	1999-2000
Chris Edmonds (41, 53)	2002
Kelley Washington	2003-04

No. 88

Bruce Coslet	1969-76
Rick Walker (83)	1977-78
Mike Levenseller	1979-80
Mike Martin	1983-89
Reggie Remberl	1991-93
Derek Ware	1995
Steve Bush	1997-2000
Sean Brewer	2001-02
Lawrence Hamilton	2003
Cliff Russell	2004

No. 89

Harry Gunner	1968-69
Martin Amster	1970

(continued)

No. 89 (cont'd)

Drew Buie	1972
Tim George	1973
Jack Novak	1975
Mike Cobb	1977
Dan Ross (84)	1979-83
Don Kern	1984-85
Ira Hillary	1987-89
Shane Garrett	1991-92*
Jeff Query	1992* (Games 5-16), '95
Marco Battaglia	1996-2001
Matt Schobel	2002-04

* NOTE: Garrett and Query both were assigned uniform No. 89 for Games 5-16 of 1992. At the time, however, only Query was on the active roster. Garrett was on the Reserve/Injured list.

No. 90

Emanuel King	1985-88
Eric Shaw	1992-94
Gerald Collins	1995
Tim Johnson	1996
Michael Bankston	1998-2000
Justin Smith	2001-04

No. 91

Carl Zander	1985-91
Brad Smith	1993
Brett Wallerstedt	1994-96
Billy Granville	1997-2000
Randy Chevrier	2001
Carl Powell (72)	2003
Robert Geathers	2004

No. 92

Tim Inglis	1987-88
John Copeland	1993-2000
Eric Ogbogu	2002
Duane Clemons	2003-04

No. 93

Kiki DeAyala	1986-87
Ty Parten	1993-95
Tim Morabito	1996
Mike Thompson	1998
Tom Barndt	2000
Mario Monds	2001-02
Greg Scott	2004

No. 94

Rich Romer	1988-89
Alfred Williams	1991-94
Jevon Langford (58)	1996-2000
Tony Williams	2001-04

No. 95

Roosevelt Nix	1992-93
Keith Rucker	1994-95
Steve Foley	1998-2002
LaDairis Jackson	2003-04*
Larry Stevens	2004* (Games 8-16)

* NOTE: Jackson and Stevens both were assigned uniform No. 95 for Games 8-16 of 2004. At the time, however, only Stevens was on the active roster. Jackson was on the Reserve/Injured list.

No. 96

Willie Fears	1987
Curtis Maxey	1988
Natu Tuatagaloa	1989-91
Daniel Stubbs (67)	1992 (Games 5-16), '93
Kanavis McGhee	1994
Alfred Oglesby	1995
Kenny Davidson	1996
Brentson Buckner	1997
Clyde Simmons	1998
Vaughn Booker	2000-02
Matthias Askew	2004

No. 97

Brian Piltman (58)	1984 (Games 4, 6)
Mike Frier	1992-94
Andre Purvis	1997-99
Bernard Whittington	2001-02
John Thornton	2003-04

No. 98

David Grant	1988-91
Tony Savage	1992
George Hinkle	1993
Todd Kelly	1995-96
Canute Curtis	1997-2002
Elton Patterson	2003, '04 (Games 3-4)
Terrance Martin	2004 (Games 8-16)

No. 99

Jason Buck	1987-90
Alonzo Miltz	1991-92
Donnell Johnson (68)	1993 (Games 1-3)
Dan Wilkinson	1994-97
Oliver Gibson	1999-2003
Shaun Smith	2004

SUPER 60 STREAK AT 20

Attendance figures for Bengals games have been above 60,000 for 20 consecutive regular-season games (home and road), a streak five times longer than any other such run in franchise history.

The streak includes the last four games of 2003 and all 16 games of '04. Ten of the games have been at home, and 10 have been on the road.

Outside the current streak, the previous longest run in this category had been only four games, achieved three times previously.

BENGALS COACHING HISTORY

REGULAR SEASON

SEASON	HEAD COACH	RECORD			PCT.
		W	L	T	
1968	Paul Brown	3	11	0	.214
1969	Paul Brown	4	9	1	.308
1970-x	Paul Brown	8	6	0	.571
1971	Paul Brown	4	10	0	.286
1972	Paul Brown	8	6	0	.571
1973-x	Paul Brown	10	4	0	.714
1974	Paul Brown	7	7	0	.500
1975-y	Paul Brown	11	3	0	.786
1976	Bill Johnson	10	4	0	.714
1977	Bill Johnson	8	6	0	.571
1978	Bill Johnson	0	5	0	.000
	Homer Rice	4	7	0	.364
1979	Homer Rice	4	12	0	.250
1980	Forrest Gregg	6	10	0	.375
1981-x, z	Forrest Gregg	12	4	0	.750
1982-*	Forrest Gregg	7	2	0	.778
1983	Forrest Gregg	7	9	0	.438
1984	Sam Wyche	8	8	0	.500
1985	Sam Wyche	7	9	0	.438
1986	Sam Wyche	10	6	0	.625
1987	Sam Wyche	4	11	0	.267
1988-x, z	Sam Wyche	12	4	0	.750
1989	Sam Wyche	8	8	0	.500
1990-x	Sam Wyche	9	7	0	.563
1991	Sam Wyche	3	13	0	.188
1992	Dave Shula	5	11	0	.313
1993	Dave Shula	3	13	0	.188
1994	Dave Shula	3	13	0	.188
1995	Dave Shula	7	9	0	.438
1996	Dave Shula	1	6	0	.143
	Bruce Coslet	7	2	0	.778
1997	Bruce Coslet	7	9	0	.438
1998	Bruce Coslet	3	13	0	.188
1999	Dick LeBeau	4	12	0	.250
2000	Bruce Coslet	0	3	0	.000
	Dick LeBeau	4	9	0	.308
2001	Dick LeBeau	6	10	0	.375
2002	Dick LeBeau	2	14	0	.125
2003	Marvin Lewis	8	8	0	.500
2004	Marvin Lewis	8	8	0	.500
TOTALS		242	321	1	.430

x-AFC Central Division Champion

y-Wild Card Playoff Qualifier

z-AFC Champions

*-AFC Super Bowl Tournament Qualifier

PLAYOFFS

SEASON	COACH	W	L	PCT.
1970	Paul Brown	0	1	.000
1973	Paul Brown	0	1	.000
1975	Paul Brown	0	1	.000
1981	Forrest Gregg	2	1	.667
1982	Forrest Gregg	0	1	.000
1988	Sam Wyche	2	1	.667
1990	Sam Wyche	1	1	.500
TOTALS		5	7	.417



Bengals coach Paul Brown is carried off the field on Dec. 20, 1970, following a 45-7 win over the Boston Patriots at Riverfront Stadium. The win clinched a playoff berth for the three-year-old Cincinnati franchise. At the time, no other team had reached the playoffs so early in its history.

HEAD COACHES BY ERA

Marvin Lewis became the ninth head coach of the Bengals on January 14, 2003. Bengals coaches' records, including playoff games:

YEARS	COACH	RECORD	PCT.
1968-75	Paul Brown	55-59-1	.482
1976-78	Bill Johnson	18-15-0	.545
1978-79	Homer Rice	8-19-0	.296
1980-83	Forrest Gregg	34-27-0	.557
1984-91	Sam Wyche	64-68-0	.485
1992-96	Dave Shula	19-52-0	.268
1996-2000	Bruce Coslet	21-39-0	.350
2000-2002	Dick LeBeau	12-33-0	.267
2003-2004	Marvin Lewis	16-16-0	.500

BENGALS COACHING STAFFS

1968

Head Coach — Paul Brown

Tom Bass	DB
Jack Donaldson	DL
Rick Forzano	OB
Bill Johnson	OL
Frank Smouse	LB
Bill Walsh	TE

1969

Head Coach — Paul Brown

Tom Bass	Def. Coord./DB
Vince Costello	LB
Jack Donaldson	OB
Bill Johnson	OL
Chuck Studley	DL
Bill Walsh	Recv.

1970

Head Coach — Paul Brown

Vince Costello	LB
Jack Donaldson	OB
Bill Johnson	OL
Chuck Studley	DL
Bill Walsh	QB/Recv.
Chuck Weber	Def. Coord.

1971

Head Coach — Paul Brown

Vince Costello	LB
Jack Donaldson	OB
Bill Johnson	OL
Chuck Studley	DL
Bill Walsh	QB/Recv.
Chuck Weber	Def. Coord.

1972

Head Coach — Paul Brown

Vince Costello	LB
Jack Donaldson	OB
Bill Johnson	OL
Chuck Studley	DL
Bill Walsh	QB/Recv.
Chuck Weber	Def. Coord.

1973

Head Coach — Paul Brown

Vince Costello	LB
Jack Donaldson	OB
Bill Johnson	OL
Chuck Studley	DL
Bill Walsh	QB/Recv.
Chuck Weber	Def. Coord.

1974

Head Coach — Paul Brown

Howard Brinker	LB
Jack Donaldson	OB
Bill Johnson	OL
Chuck Studley	DL
Bill Walsh	QB/Recv.
Chuck Weber	Def. Coord.

1975

Head Coach — Paul Brown

Howard Brinker	LB
Jack Donaldson	OB
Bill Johnson	OL
Chuck Studley	DL
Bill Walsh	QB/Recv.
Chuck Weber	DB
Kim Wood	Strength

1976

Head Coach — Bill Johnson

Howard Brinker	Def. Coord.
Jack Donaldson	OB
Boyd Dowler	QB/Recv.
Mike McCormack	OL
Chuck Studley	DL
Charley Winner	DB
Kim Wood	Strength

1977

Head Coach — Bill Johnson

Howard Brinker	Def. Coord./LB
Jack Donaldson	OB
Boyd Dowler	QB/Recv.
Mike McCormack	OL
Chuck Studley	DL
Charley Winner	DB
Kim Wood	Strength

1978

Head Coaches — Bill Johnson* and Homer Rice

Howard Brinker	Def. Coord./LB
Boyd Dowler	Recv.
Mike McCormack	OL
Homer Rice**	QB
George Setcik	RB
Chuck Studley	DL
Charley Winner	DB
Kim Wood	Strength

*Resigned after 5 games; **Promoted to head coach after 5 games

1979

Head Coach — Homer Rice

Howard Brinker	Def. Coord./LB
Boyd Dowler	Recv.
Frank Gansz	ST
Mike McCormack	OL
Dick Modzelewski	DL
George Setcik	OB
Charley Winner	DB
Kim Wood	Strength

1980

Head Coach — Forrest Gregg

Hank Bullough	Def. Coord./LB
Frank Gansz	ST/TE
Lindy Infante	QB/Recv.
Dick LeBeau	DB
Jim McNally	OL
Dick Modzelewski	DL
George Setcik	OB
Kim Wood	Strength

1981

Head Coach — Forrest Gregg

Hank Bullough	Def. Coord./LB
Bruce Coslet	ST/TE
Lindy Infante	QB/WR
Dick LeBeau	DB
Jim McNally	OL
Dick Modzelewski	DL
George Setcik	OB
Kim Wood	Strength

1982

Head Coach — Forrest Gregg

Hank Bullough	Def. Coord./LB
Bruce Coslet	ST/TE
Lindy Infante	Off. Coord.
Dick LeBeau	DB

(continued)

Jim McNally	OL
Dick Modzelewski	DL
George Setcik	OB
Kim Wood	Strength

1983

Head Coach — Forrest Gregg

Hank Bullough	Def. Coord./LB
Bruce Coslet	ST/TE
Dick LeBeau	DB
Jim McNally	OL
Dick Modzelewski	DL
George Setcik	OB
Kim Wood	Strength

1984

Head Coach — Sam Wyche

Jim Anderson	RB
Bruce Coslet	WR
Joe Faragalli	TE
Dick LeBeau	Def. Coord./DB
Jim McNally	OL
Dick Selcer	LB
Bill Urbanik	DL
Trent Walters	DB
Kim Wood	Strength

1985

Head Coach — Sam Wyche

Jim Anderson	RB
Bruce Coslet	WR
Bill Johnson	TE
Dick LeBeau	Def. Coord./DB
Jim McNally	OL
Dick Selcer	LB
Bill Urbanik	DL
Kim Wood	Strength

1986

Head Coach — Sam Wyche

Jim Anderson	RB
Bruce Coslet	Off. Coord./WR
Bill Johnson	TE
Dick LeBeau	Def. Coord./DB
Jim McNally	OL
Dick Selcer	LB
Bill Urbanik	DL
Kim Wood	Strength

1987

Head Coach — Sam Wyche

Jim Anderson	RB
Bruce Coslet	Off. Coord./WR
Bill Johnson	TE
Dick LeBeau	Def. Coord./DB
Jim McNally	OL
Dick Selcer	LB
Mike Stock	ST
Bill Urbanik	DL
Kim Wood	Strength

1988

Head Coach — Sam Wyche

Jim Anderson	RB
Bruce Coslet	Off. Coord./WR
Bill Johnson	TE
Dick LeBeau	Def. Coord./DB
Jim McNally	OL
Dick Selcer	LB
Mike Stock	ST
Bill Urbanik	DL
Kim Wood	Strength

1989

Head Coach — Sam Wyche

Jim Anderson.....	RB
Bruce Coslet.....	Off. Coord./WR
Bill Johnson.....	TE
Dick LeBeau.....	Def. Coord./DB
Jim McNally.....	OL
Dick Selcer.....	LB
Mike Stock.....	ST
Chuck Studley.....	DL
Kim Wood.....	Strength

1990

Head Coach — Sam Wyche

Jim Anderson.....	RB
Dana Bible.....	QB
Mary Braden.....	ST
Bill Johnson.....	TE
Dick LeBeau.....	Def. Coord./DB
Jim McNally.....	OL
Dick Selcer.....	LB
Mike Stock.....	WR
Chuck Studley.....	DL
Kim Wood.....	Strength

1991

Head Coach — Sam Wyche

Jim Anderson.....	RB
Dana Bible.....	QB
Mary Braden.....	ST
Dick LeBeau.....	Def. Coord./DB
Jim McNally.....	OL
Dick Selcer.....	LB
Dave Shula.....	WR
Mike Stock.....	TE
Chuck Studley.....	DL
Kim Wood.....	Strength

1992

Head Coach — Dave Shula

Jim Anderson.....	RB
Dana Bible.....	QB
Marv Braden.....	ST
Mike Haluchak.....	LB
Bob Karmelowicz.....	DL
Ron Lynn.....	Def. Coord.
Jim McNally.....	OL
Ron Meeks.....	DB
Mike Pope.....	TE
Richard Williamson.....	WR
Kim Wood.....	Strength

1993

Head Coach — Dave Shula

Jim Anderson.....	RB
Ken Anderson.....	QB
Marv Braden.....	ST
Mike Haluchak.....	LB
Bob Karmelowicz.....	DL
Ron Lynn.....	Def. Coord.
Jim McNally.....	OL
Ron Meeks.....	DB
Mike Pope.....	Off. Coord./TE
Richard Williamson.....	WR
Kim Wood.....	Strength

1994

Head Coach — Dave Shula

Paul Alexander.....	TE
Jim Anderson.....	RB
Ken Anderson.....	QB
Marv Braden.....	ST
Bruce Coslet.....	Off. Coord.
Bobby DePaul.....	Def. Staff Assistant
Jim McNally.....	OL
Ron Meeks.....	DB

(continued)

Joe Pascale.....	LB
Larry Peccatiello.....	Def. Coord.
Joe Wessel.....	DL
Richard Williamson.....	WR
Kim Wood.....	Strength

1995

Head Coach — Dave Shula

Paul Alexander.....	OL
Jim Anderson.....	RB
Ken Anderson.....	QB
Bruce Coslet.....	Off. Coord.
Bobby DePaul.....	DL
John Garrett.....	Off. Asst./WR
Tim Krumrie.....	Def. Asst.
Ron Meeks.....	DB
Gary Moeller.....	TE
Joe Pascale.....	LB
Larry Peccatiello.....	Def. Coord.
Joe Wessel.....	ST
Kim Wood.....	Strength & Conditioning

1996

Head Coaches — Dave Shula* and Bruce Coslet

Paul Alexander.....	OL
Jim Anderson.....	RB
Ken Anderson**.....	Off. Coord./QB
Bruce Coslet**.....	Off. Coord.
Bobby DePaul.....	Staff Assistant
John Garrett.....	WR
Tim Krumrie.....	DL
Ron Meeks.....	DB
Gary Moeller.....	TE
Joe Pascale.....	LB
Larry Peccatiello.....	Def. Coord.
Joe Wessel.....	ST
Kim Wood.....	Strength & Conditioning

*First 7 games only; **Promoted to head coach after 7 games; *** Off. Coord. last 9 games only

1997

Head Coach — Bruce Coslet

Paul Alexander.....	OL
Jim Anderson.....	RB
Ken Anderson.....	Off. Coord.
Louie Cioffi.....	Def. Staff Assistant
Mark Duffner.....	LB
John Garrett.....	Off. Staff Assistant
Ray Horton.....	DB
Tim Krumrie.....	DL
Dick LeBeau.....	Asst. Head Coach/Def. Coord.
Al Roberts.....	ST
Kim Wood.....	Strength & Conditioning
Bob Wylie.....	TE

1998

Head Coach — Bruce Coslet

Paul Alexander.....	OL
Jim Anderson.....	RB
Ken Anderson.....	Off. Coord.
Louie Cioffi.....	Def. Staff Assistant
Mark Duffner.....	LB
John Garrett.....	Off. Staff Assistant
Ray Horton.....	DB
Tim Krumrie.....	DL
Dick LeBeau.....	Asst. Head Coach/Def. Coord.
Al Roberts.....	ST
Kim Wood.....	Strength & Conditioning
Bob Wylie.....	TE

1999

Head Coach — Bruce Coslet

Paul Alexander.....	OL
Jim Anderson.....	RB
Ken Anderson.....	Off. Coord.
Louie Cioffi.....	Def. Staff Assistant
Mark Duffner.....	LB
Ray Horton.....	DB
Tim Krumrie.....	DL
Dick LeBeau.....	Asst. Head Coach/Def. Coord.
Steve Mooshagian.....	WR
Al Roberts.....	ST
Frank Verducci.....	TE
Kim Wood.....	Strength & Conditioning

2000

Head Coaches — Bruce Coslet* and Dick LeBeau

Paul Alexander.....	OL
Jim Anderson.....	RB
Ken Anderson.....	Off. Coord.
Louie Cioffi.....	Def. Staff Assistant
Mark Duffner.....	LB
Ray Horton.....	DB
Tim Krumrie.....	DL
Dick LeBeau**.....	Asst. Head Coach/Def. Coord.
Steve Mooshagian.....	WR
Al Roberts.....	ST
Frank Verducci.....	TE
Kim Wood.....	Strength & Conditioning

*Resigned after 3 games; **Promoted to head coach after 3 games

2001

Head Coach — Dick LeBeau

Paul Alexander.....	OL
Jim Anderson.....	RB
Ken Anderson.....	QB
Bob Bratkowski.....	Off. Coord.
Louie Cioffi.....	Def. Assistant
Kevin Coyle.....	CB
Mark Duffner.....	Def. Coord./LB
John Garrett.....	Off. Assistant
Rodney Holman.....	Strength & Conditioning Assistant
Ray Horton.....	S
Tim Krumrie.....	DL
Steve Mooshagian.....	WR
Al Roberts.....	ST
Frank Verducci.....	TE
Kim Wood.....	Strength & Conditioning

2002

Head Coach — Dick LeBeau

Paul Alexander.....	OL
Jim Anderson.....	RB
Ken Anderson.....	QB
Bob Bratkowski.....	Off. Coord.
Louie Cioffi.....	Def. Assistant
Kevin Coyle.....	CB
Mark Duffner.....	Def. Coord./LB
John Garrett.....	TE
Rodney Holman.....	Strength & Conditioning Assistant
Tim Krumrie.....	DL
Steve Mooshagian.....	WR
Darren Perry.....	S
Al Roberts.....	ST
Bob Surace.....	Off. Assistant
Kim Wood.....	Strength & Conditioning

2003

Head Coach — Marvin Lewis

Paul Alexander	Asst. Head Coach/OL
Jim Anderson	RB
Bob Bratkowski	Off. Coord.
Louie Cioffi	Asst. DB
Kevin Coyle	DB
Leslie Frazier	Def. Coord.
Jay Hayes	DL
Jonathan Hayes	TE
Ricky Hunley	LB
Chip Morton	Strength & Conditioning
Kurtis Shultz	Asst. Strength & Conditioning
Darrin Simmons	ST
Bob Surace	Off. Assistant
Alex Wood	WR
Ken Zampese	QB

2004

Head Coach — Marvin Lewis

Paul Alexander	Asst. Head Coach/OL
Jim Anderson	RB
Bob Bratkowski	Off. Coord.
Chuck Bresnahan	Assistant
Louie Cioffi	Asst. DB
Kevin Coyle	DB
Leslie Frazier	Def. Coord.
Jay Hayes	DL
Jonathan Hayes	TE
Ricky Hunley	LB
Hue Jackson	WR
Chip Morton	Strength & Conditioning
Ray Oliver	Asst. Strength & Conditioning
Darrin Simmons	ST
Bob Surace	Off. Assistant
Ken Zampese	QB

2005

Head Coach — Marvin Lewis

Paul Alexander	Asst. Head Coach/OL
Jim Anderson	RB
Bob Bratkowski	Off. Coord.
Chuck Bresnahan	Def. Coord.
Louie Cioffi	Asst. DB
Kevin Coyle	DB
Paul Guenther	Staff Asst.
Jay Hayes	DL
Jonathan Hayes	TE
Ricky Hunley	LB
Hue Jackson	WR
Chip Morton	Strength & Conditioning
Ray Oliver	Asst. Strength & Conditioning
Darrin Simmons	ST
Bob Surace	Off. Assistant
Ken Zampese	QB

BENGALS ALL-TIME ASSISTANT COACHES

NAME	COLLEGE	SEASONS	NAME	COLLEGE	SEASONS
Alexander, Paul	Cortland St.	1994-2005	LeBeau, Dick*	Ohio State	1980-91, 97-2000
Anderson, Jim	Cal-Western	1984-2005	Lynn, Ron	Mt. Union	1992-93
Anderson, Ken	Augustana (Ill.)	1993-2002	McCormack, Mike	Kansas	1976-79
Bass, Tom	San Jose State	1968-69	McNally, Jim	Buffalo	1980-94
Bible, Dana	Cincinnati	1990-91	Meeks, Ron	Arkansas State	1992-96
Braden, Marv	SW Missouri State	1990-94	Modzelewski, Dick	Maryland	1979-83
Bratkowski, Bob	Washington State	2001-05	Moeller, Gary	Ohio State	1995-96
Bresnahan, Chuck	Navy	2004-05	Mooshagian, Steve	Fresno State	1999-2002
Brinker, Howard	Miami (Ohio)	1974-79	Morton, Chip	North Carolina	2003-05
Bullough, Hank	Michigan State	1980-83	Oliver, Ray	Ohio State	2004-05
Cioffi, Louie	C.W. Post	1997-2005	Pascale, Joe	Connecticut	1994-96
Costel, Bruce*	Pacific	1981-89, 94-96	Peccatiello, Larry	William & Mary	1994-96
Costello, Vince	Ohio U.	1969-73	Perry, Darren	Penn State	2002
Coyle, Kevin	Massachusetts	2001-05	Pope, Mike	Lenoir Rhyne	1992-93
DePaul, Bobby	Maryland	1994-96	Rice, Homer*	Centre	1978
Donaldson, Jack	Ohio State	1969-77	Roberts, Al	Washington	1997-2002
Dowler, Boyd	Colorado	1976-79	Sefcik, George	Notre Dame	1978-83
Duffner, Mark	William & Mary	1997-2002	Selcer, Dick	Notre Dame	1984-91
Faragalli, Joe	Villanova	1984	Shula, Dave*	Dartmouth	1991
Forzano, Rick	Kent State	1969	Shultz, Kurtis	Maryland	2003
Frazier, Leslie	Alcorn State	2003-04	Simmons, Darrin	Kansas	2003-05
Gansz, Frank	Navy	1979-80	Smouse, Frank	Youngstown State	1968
Garrett, John	Princeton	1995-98, 2001-02	Stock, Mike	Northwestern	1987-91
Guenther, Paul	Ursinus	2005	Studley, Chuck	Illinois	1969-78, 89-91
Haluchak, Mike	Southern California	1992-93	Surace, Bob	Princeton	2002-05
Hayes, Jay	Idaho	2003-05	Urbanik, Bill	Ohio State	1984-88
Hayes, Jonathan	Iowa	2003-05	Verducci, Frank	Seton Hall	1999-2001
Holman, Rodney	Tulane	2001-02	Walsh, Bill	San Jose State	1970-75
Horton, Ray	Washington	1997-2001	Walters, Trent	Indiana	1984
Hunley, Ricky	Arizona	2003-05	Weber, Chuck	West Chester State	1970-75
Infante, Lindy	Florida	1980-82	Wessel, Joe	Florida State	1994-96
Jackson, Hue	Pacific	2004-05	Williamson, Richard	Alabama	1992-94
Johnson, Bill	Texas A&M	1968-75, 85-90	Winner, Charley	Southeast Missouri	1976-79
Karmelowicz, Bob	Bridgeport	1992-93	Wood, Alex	Iowa	2003
Krummie, Tim	Wisconsin	1995-2002	Wood, Kim	Wisconsin	1975-2002
			Wylie, Bob	Colorado	1997-98
			Zampese, Ken	San Diego	2003-05

*Has also served as Bengals head coach

NEW SURROUNDINGS

The 2004 Bengals played three of their eight road games in stadiums they had not previously visited, winning Nov. 14 at Washington's FedExField, losing Dec. 12 at New England's Gillette Stadium and winning Jan. 2 at Philadelphia's Lincoln Financial Field.

BENGALS LEADERS BY YEARS

RUSHING

YEAR	NAME	ATT	YDS	AVG	LG	TD
1968	Paul Robinson	238	1023	4.3	87	8
1969	Jess Phillips	118	578	4.9	83	3
1970	Jess Phillips	163	648	4.0	76	4
1971	Fred Willis	135	590	4.4	36	7
1972	Essex Johnson	212	825	3.9	19	4
1973	Essex Johnson	195	997	5.1	46	4
1974	Charlie Davis	72	375	5.2	29	0
1975	Boobie Clark	167	594	3.6	17	4
1976	Boobie Clark	151	671	4.4	24	7
1977	Pete Johnson	153	585	3.8	65	4
1978	Pete Johnson	180	762	4.2	50	7
1979	Pete Johnson	243	865	3.6	35	14
1980	Pete Johnson	186	747	4.0	57	6
1981	Pete Johnson	274	1077	3.9	39	12
1982	Pete Johnson	156	622	4.0	21	7
1983	Pete Johnson	210	763	3.6	16	14
1984	Larry Kinnebrew	154	623	4.0	23	9
1985	James Brooks	192	929	4.8	39	7
1986	James Brooks	205	1087	5.3	56	5
1987	Larry Kinnebrew	145	570	3.9	52	8
1988	Ickey Woods	203	1066	5.3	56	15
1989	James Brooks	221	1239	5.6	65	7
1990	James Brooks	195	1004	5.1	56	5
1991	Harold Green	158	731	4.6	75	2
1992	Harold Green	265	1170	4.4	53	2
1993	Harold Green	215	589	2.7	25	0
1994	Derrick Fenner	141	468	3.3	21	1
1995	Harold Green	171	661	3.9	23	2
1996	Garrison Hearst	225	847	3.8	24	0
1997	Corey Dillon	233	1129	4.8	71	10
1998	Corey Dillon	262	1130	4.3	66	4
1999	Corey Dillon	263	1200	4.6	50	5
2000	Corey Dillon	315	1435	4.6	80	7
2001	Corey Dillon	340	1315	3.9	96	10
2002	Corey Dillon	314	1311	4.2	67	7
2003	Rudi Johnson	215	957	4.5	54	9
2004	Rudi Johnson	361	1454	4.0	52	12

RECEPTIONS

YEAR	NAME	NO	YDS	AVG	LG	TD
1968	Bob Trumphy	37	639	17.3	80	3
1969	Eric Crabtree	40	855	21.4	73	7
1970	Chip Myers	32	542	16.9	56	1
1971	Bob Trumphy	40	531	13.3	44	3
1972	Chip Myers	57	792	13.9	42	3
1973	Isaac Curtis	45	843	18.7	77	9
	Boobie Clark	45	347	7.7	39	0
1974	Chip Myers	32	383	12.0	22	1
1975	Isaac Curtis	44	934	21.2	55	7
1976	Isaac Curtis	41	766	18.7	85	6
1977	Billy Brooks	39	772	19.8	94	4
1978	Isaac Curtis	47	737	15.7	57	3
1979	Don Bass	58	724	12.5	50	3
1980	Dan Ross	56	724	12.9	37	4
1981	Dan Ross	71	910	12.8	37	5
1982	Cris Collinsworth	49	700	14.3	50	1
1983	Cris Collinsworth	66	1130	17.1	63	5
1984	Cris Collinsworth	64	989	15.5	57	6
1985	Cris Collinsworth	65	1125	17.3	71	5
1986	Cris Collinsworth	62	1024	16.5	46	10
1987	Eddie Brown	44	608	13.8	47	3
1988	Eddie Brown	53	1273	24.0	86	9
1989	Tim McGee	65	1211	18.6	74	8
1990	Eddie Brown	44	706	16.0	50	9
1991	Eddie Brown	59	827	14.0	53	2
1992	Harold Green	41	214	5.2	19	0
1993	Jeff Query	56	654	11.7	51	4
1994	Carl Pickens	71	1127	15.9	70	11
1995	Carl Pickens	99	1234	12.5	68	17
1996	Carl Pickens	100	1180	11.8	61	12
1997	Darnay Scott	54	797	14.8	77	5
1998	Carl Pickens	82	1023	12.5	67	5
1999	Darnay Scott	68	1022	15.0	76	7
2000	Peter Warrick	51	592	11.6	46	4
2001	Peter Warrick	70	667	9.5	33	1
2002	Chad Johnson	69	1166	16.9	72	5
2003	Chad Johnson	90	1355	15.1	82	10
2004	Chad Johnson	95	1274	13.4	53	9

RECEIVING YARDAGE

YEAR	NAME	YDS	REC	AVG	LG	TD
1968	Bob Trumphy	639	37	17.3	80	3
1969	Eric Crabtree	855	40	21.4	73	7
1970	Chip Myers	542	32	16.9	56	1
1971	Bob Trumphy	531	40	13.3	44	3
1972	Chip Myers	792	57	13.9	42	3
1973	Isaac Curtis	843	45	18.7	77	9
1974	Isaac Curtis	633	30	21.1	77	10
1975	Isaac Curtis	934	44	21.2	55	7
1976	Isaac Curtis	766	41	18.7	85	6
1977	Billy Brooks	772	39	19.8	94	4
1978	Isaac Curtis	737	47	15.7	57	3
1979	Don Bass	724	58	12.5	50	3
1980	Dan Ross	724	56	12.9	37	4
1981	Cris Collinsworth	1009	67	15.1	74	8
1982	Cris Collinsworth	700	49	14.3	50	1
1983	Cris Collinsworth	1130	66	17.1	63	5
1984	Cris Collinsworth	989	64	15.5	57	6
1985	Cris Collinsworth	1125	65	17.3	71	5
1986	Cris Collinsworth	1024	62	16.5	46	10
1987	Eddie Brown	608	44	13.8	47	3
1988	Eddie Brown	1273	53	24.0	86	9
1989	Tim McGee	1211	65	18.6	74	8
1990	Tim McGee	737	43	17.1	52	1
1991	Eddie Brown	827	59	14.0	53	2
1992	Tim McGee	408	35	11.7	36	3
1993	Jeff Query	654	56	11.7	51	4
1994	Carl Pickens	1127	71	15.9	70	11
1995	Carl Pickens	1234	99	12.5	68	17
1996	Carl Pickens	1180	100	11.8	61	12
1997	Darnay Scott	797	54	14.8	77	5
1998	Carl Pickens	1023	82	12.5	67	5
1999	Darnay Scott	1022	68	15.0	76	7
2000	Peter Warrick	592	51	11.6	46	4
2001	Darnay Scott	819	57	14.4	49	2
2002	Chad Johnson	1166	69	16.9	72	5
2003	Chad Johnson	1355	90	15.1	82	10
2004	Chad Johnson	1274	95	13.4	53	9

SCORING

YEAR	NAME	POS	PTS	HOW SCORED
1968	Dale Livingston	PK	59	13 FG; 20 PAT
1969	Horst Muhlmann	PK	80	16 FG; 32 PAT
1970	Horst Muhlmann	PK	108	25 FG; 33 PAT
1971	Horst Muhlmann	PK	91	20 FG; 31 PAT
1972	Horst Muhlmann	PK	111	27 FG; 30 PAT
1973	Horst Muhlmann	PK	94	21 FG; 31 PAT
1974	Horst Muhlmann	PK	65	11 FG; 32 PAT
1975	Dave Green	PK	70	10 FG; 40 PAT
1976	Chris Bahr	PK	81	14 FG; 39 PAT
1977	Chris Bahr	PK	82	19 FG; 25 PAT
1978	Chris Bahr	PK	74	16 FG; 26 PAT
1979	Pete Johnson	RB	90	14 TD-Ru; 1 TD-Rc
1980	Ian Sunter	PK	48	11 FG; 15 PAT
1981	Jim Breech	PK	115	22 FG; 49 PAT
1982	Jim Breech	PK	67	14 FG; 25 PAT
1983	Jim Breech	PK	87	16 FG; 39 PAT
1984	Jim Breech	PK	103	22 FG; 37 PAT
1985	Jim Breech	PK	120	24 FG; 48 PAT
1986	Jim Breech	PK	101	17 FG; 50 PAT
1987	Jim Breech	PK	97	24 FG; 25 PAT
1988	Ickey Woods	RB	90	15 TD-Ru
1989	Jim Breech	PK	73	12 FG; 37 PAT
1990	Jim Breech	PK	92	17 FG; 41 PAT
1991	Jim Breech	PK	96	23 FG; 27 PAT
1992	Jim Breech	PK	88	19 FG; 31 PAT
1993	Doug Pelfrey	PK	85	24 FG; 13 PAT
1994	Doug Pelfrey	PK	108	28 FG; 24 PAT
1995	Doug Pelfrey	PK	121	29 FG; 34 PAT
1996	Doug Pelfrey	PK	110	23 FG; 41 PAT
1997	Doug Pelfrey	PK	77	12 FG; 41 PAT
1998	Doug Pelfrey	PK	78	19 FG; 21 PAT
1999	Doug Pelfrey	PK	81	18 FG; 27 PAT
2000	Nel Rackers	PK	57	12 FG; 21 PAT
2001	Corey Dillon	RB	78	10 TD-Ru; 3 TD-Rc
2002	Nel Rackers	PK	75	15 FG; 30 PAT
2003	Shayne Graham	PK	106	22 FG; 40 PAT
2004	Shayne Graham	PK	122	27 FG; 41 PAT

PASSING

YEAR	NAME	ATT	CMP	YDS	PCT	TD	INT	RAT
1968	John Stota	177	85	896	48.0	5	5	60.8
1969	Greg Cook	197	106	1854	53.8	15	11	88.3
1970	Virgil Carter	278	143	1647	51.4	9	9	66.9
1971	Virgil Carter	222	138	1624	62.2	10	7	86.2
1972	Ken Anderson	301	171	1918	56.8	7	7	74.0
1973	Ken Anderson	329	179	2428	54.4	18	12	81.2
1974	Ken Anderson	328	213	2667	64.9	18	10	95.7
1975	Ken Anderson	377	228	3169	60.5	21	11	93.9
1976	Ken Anderson	338	179	2367	53.0	19	14	76.9
1977	Ken Anderson	323	166	2145	51.4	11	11	69.7
1978	Ken Anderson	319	173	2219	54.2	10	22	58.0
1979	Ken Anderson	339	189	2340	55.8	16	10	80.7
1980	Ken Anderson	275	166	1778	60.4	6	13	66.9
1981	Ken Anderson	479	300	3754	62.6	29	10	98.4
1982	Ken Anderson	309	218	2495	70.6	12	9	95.3
1983	Ken Anderson	297	198	2333	66.7	12	13	85.6
1984	Ken Anderson	275	175	2107	63.6	10	12	81.0
1985	Boomer Esiason	431	251	3443	58.2	27	12	93.2
1986	Boomer Esiason	469	273	3959	58.2	24	17	87.7
1987	Boomer Esiason	440	240	3321	54.5	16	19	73.1
1988	Boomer Esiason	388	223	3572	57.5	28	14	97.4
1989	Boomer Esiason	455	258	3525	56.7	28	11	92.1
1990	Boomer Esiason	402	224	3031	55.7	24	22	77.0
1991	Boomer Esiason	413	233	2883	56.4	13	16	72.5
1992	Boomer Esiason	278	144	1407	51.8	11	15	57.0
1993	David Klingler	343	190	1935	55.4	6	9	66.6
1994	Jeff Blake	306	156	2154	51.0	14	9	76.9
1995	Jeff Blake	567	326	3822	57.5	28	17	82.1
1996	Jeff Blake	549	308	3624	56.1	24	14	80.3
1997	Jeff Blake	317	184	2125	58.0	8	7	77.6
	Boomer Esiason	186	118	1478	63.4	13	2	106.9
1998	Neil O'Donnell	343	212	2216	61.8	15	4	90.2
1999	Jeff Blake	389	215	2670	55.3	16	12	77.6
2000	Akili Smith	267	118	1253	44.2	3	6	52.8
2001	Jon Kitna	581	313	3216	53.9	12	22	61.1
2002	Jon Kitna	473	294	3178	62.2	16	16	79.1
2003	Jon Kitna	520	324	3591	62.3	26	15	87.4
2004	Carson Palmer	432	263	2897	60.9	18	18	77.3

KICKOFF RETURNS (Yardage leaders)

YEAR	NAME	NO	YDS	AVG	LG	TD
1968	Warren McVea	14	310	22.1	30	0
1969	Essex Johnson	16	362	22.6	51	0
1970	Lemar Parrish	16	482	30.1	95	1
1971	Paul Robinson	18	335	18.6	37	0
1972	Bernard Jackson	21	509	24.2	62	0
1973	Bernard Jackson	21	520	24.8	41	0
1974	Bernard Jackson	29	682	23.5	45	0
1975	Bernard Jackson	25	587	23.5	39	0
1976	Willie Shelby	30	761	25.4	97	1
1977	Willie Shelby	19	403	21.2	38	0
1978	Ray Griffin	37	787	21.3	39	0
1979	Deacon Turner	55	1149	20.9	36	0
1980	Cleotha Montgomery	44	843	19.2	40	0
1981	David Verser	29	691	23.8	78	0
1982	David Verser	16	320	20.0	33	0
1983	John Simmons	14	317	22.6	36	0
1984	Stanford Jennings	22	452	20.5	46	0
1985	Mike Martin	48	1104	23.0	45	0
1986	Tim McGee	43	1007	23.4	94	0
1987	Barney Bussey	21	406	19.3	34	0
1988	Stanford Jennings	32	684	21.4	98	1
1989	Stanford Jennings	26	525	20.2	33	0
1990	Stanford Jennings	29	584	20.1	33	0
1991	Eric Ball	13	262	20.2	24	0
1992	Milt Stegall	25	430	17.2	39	0
1993	Patrick Robinson	30	567	18.9	42	0
1994	Eric Ball	42	915	21.8	43	0
1995	David Dunn	50	1092	21.8	45	0
1996	David Dunn	35	782	22.3	90	1
1997	Eric Bieniemy	34	789	23.2	102	1
1998	Tremain Mack	45	1165	25.9	97	1
1999	Tremain Mack	51	1382	27.1	99	1
2000	Tremain Mack	50	1036	20.7	50	0
2001	Curtis Keaton	42	891	21.2	64	0
2002	Brandon Bennett	49	1231	25.1	94	1
2003	Brandon Bennett	53	1146	21.6	46	0
2004	Cliff Russell	39	872	22.4	40	0

PUNT RETURNS (Yardage leaders)

YEAR	NAME	NO	YDS	AVG	LG	TD
1968	Essex Johnson	22	111	5.0	45	0
1969	Essex Johnson	17	85	5.0	17	0
1970	Lemar Parrish	23	194	8.4	79	1
1971	Lemar Parrish	12	93	7.8	47	0
1972	Tommy Casanova	30	289	9.6	66	1
1973	Lemar Parrish	25	200	8.0	47	0
1974	Lemar Parrish	18	338	18.8	90	2
1975	Lyle Blackwood	23	123	5.3	31	0
1976	Willie Shelby	21	162	7.7	30	0
1977	Tony Davis	19	220	11.6	70	0
1978	Tony Davis	22	130	5.9	12	0
1979	Vaughn Lusby	32	260	8.1	40	0
1980	Cleotha Montgomery	31	223	7.2	42	0
1981	Mike Fuller	23	177	7.7	34	0
1982	Mike Fuller	17	95	5.6	13	0
1983	Mike Martin	23	227	9.9	19	0
1984	Mike Martin	24	376	15.7	55	0
1985	Mike Martin	32	268	8.4	26	0
1986	Ray Horton	11	111	10.1	25	0
1987	Mike Martin	28	277	9.9	21	0
1988	Ira Hillary	17	166	9.8	20	0
1989	Mike Martin	15	107	7.1	17	0
1990	Mitchell Price	29	251	8.7	66	1
1991	Mitchell Price	14	203	14.5	78	1
1992	Carl Pickens	18	229	12.7	95	1
1993	Patrick Robinson	43	305	7.1	36	0
1994	Corey Sawyer	26	307	11.8	82	1
1995	Corey Sawyer	9	58	6.4	21	0
1996	Corey Sawyer	15	117	7.8	62	0
1997	Greg Myers	26	201	7.7	18	0
1998	Damon Gibson	27	218	8.1	65	1
1999	Craig Yeast	10	209	20.9	86	2
2000	Craig Yeast	34	225	6.6	27	0
2001	T.J. Houshmandzadeh	12	163	13.6	86	0
2002	T.J. Houshmandzadeh	24	117	4.9	34	0
2003	Peter Warrick	25	273	10.9	68	1
2004	Keiwan Raliff	17	207	12.2	49	0

(Bengals Leaders by Years, continued)

PUNTING

YEAR	NAME	NO	YDS	AVG	LG	BK
1968	Dale Livingston	70	3036	43.4	66	0
1969	Dale Livingston	70	2769	39.6	55	1
1970	Dave Lewis	79	3651	46.2	63	0
1971	Dave Lewis	72	3229	44.8	56	0
1972	Dave Lewis	66	2777	42.1	60	0
1973	Dave Lewis	68	2790	41.0	60	0
1974	Dave Green	66	2701	40.9	53	0
1975	Dave Green	68	2655	39.0	57	1
1976	Pat McInally	76	2999	39.5	61	0
1977	Pat McInally	67	2802	41.8	67	1
1978	Pat McInally	91	3919	43.1	65	0
1979	Pat McInally	89	3678	41.3	61	2
1980	Pat McInally	83	3390	40.8	61	2
1981	Pat McInally	72	3272	45.4	62	1
1982	Pat McInally	31	1201	38.7	53	0
1983	Pat McInally	67	2804	41.9	60	2
1984	Pat McInally	67	2832	42.3	61	0
1985	Pat McInally	57	2410	42.3	64	1
1986	Jeff Hayes	56	1965	35.1	52	2
1987	Scott Fulhage	52	2168	41.7	58	0
1988	Scott Fulhage	44	1672	38.0	53	2
1989	Lee Johnson	61	2446	40.1	62	2
1990	Lee Johnson	64	2705	42.3	70	0
1991	Lee Johnson	64	2795	43.7	62	0
1992	Lee Johnson	76	3196	42.1	64	0
1993	Lee Johnson	90	3954	43.9	60	0
1994	Lee Johnson	79	3461	43.8	64	1
1995	Lee Johnson	68	2861	42.1	61	0
1996	Lee Johnson	80	3630	45.4	67	1
1997	Lee Johnson	81	3471	42.9	66	0
1998	Lee Johnson	69	3083	44.7	69	1
1999	Will Brice	60	2475	41.3	72	2
2000	Daniel Pope	94	3775	40.2	57	0
2001	Nick Harris	84	3372	40.1	57	1
2002	Nick Harris	65	2608	40.1	57	1
2003	Kyle Richardson	49	1961	40.0	58	0
2004	Kyle Larson	83	3499	42.2	66	1

INTERCEPTIONS

YEAR	NAME	NO	YDS	AVG	LG	TD
1968	Jess Phillips	3	26	8.7	23	0
1969	Fletcher Smith	4	67	16.8	29	0
	Bobby Hunt	4	66	16.5	27	0
	Ken Riley	4	66	16.5	66	0
	Bill Peterson	4	23	5.8	17	0
1970	Lemar Parrish	5	28	5.6	19	0
1971	Lemar Parrish	7	105	15.0	65	1
1972	Tommy Casanova	5	108	21.6	33	0
	Lemar Parrish	5	90	18.0	33	2
1973	Tommy Casanova	4	33	8.1	16	0
1974	Ken Riley	5	33	6.6	19	0
1975	Ken Riley	6	76	12.7	30	1
1976	Ken Riley	9	141	15.7	53	1
1977	Lemar Parrish	3	95	31.7	47	1
	Reggie Williams	3	67	22.3	54	1
1978	Dick Jauron	4	52	13.0	24	1
1979	Dick Jauron	6	41	6.8	12	0
1980	Louis Breaden	7	91	13.0	29	0
1981	Ken Riley	5	6	1.2	6	0
1982	Ken Riley	5	88	17.6	56	1
1983	Ken Riley	8	89	11.1	42	2
1984	Louis Breaden	4	96	24.0	70	0
	Robert Jackson	4	32	8.0	28	1
	Bobby Kemp	4	27	6.8	14	0
1985	James Griffin	7	118	16.6	33	1
1986	Louis Breaden	7	72	10.3	36	1
1987	David Fulcher	3	30	10.0	28	0
	Robert Jackson	3	49	16.3	29	0
1988	Eric Thomas	7	61	8.7	37	0
1989	David Fulcher	8	87	10.9	22	0
1990	Barney Bussey	4	37	9.3	18	0
	David Fulcher	4	20	5.0	18	0
1991	David Fulcher	4	51	12.8	27	1
1992	Darryl Williams	4	65	16.3	30	0
1993	Mike Brim	3	74	24.7	30	1
1994	Louis Oliver	3	36	12.0	19	0
1995	Bracey Walker	4	56	14.0	23	0
1996	Ashley Ambrose	8	63	7.9	31	1
1997	Corey Sawyer	4	44	11.0	37	0
1998	Sam Shade	3	33	11.0	32	0
	Artrell Hawkins	3	21	7.0	12	0
1999	Rodney Heath	3	72	24.0	58	1
2000	Tom Carter	2	40	20.0	30	0
	Takeo Spikes	2	12	6.0	7	0
2001	Kevin Kaesviharn	3	41	13.7	29	0
	Artrell Hawkins	3	26	8.7	22	0
2002	Artrell Hawkins	2	102	51.0	102	1
	Kevin Kaesviharn	2	17	8.5	17	0
2003	Tory James	4	56	14.0	31	0
2004	Tory James	8	66	8.3	23	0

BENGALS SUPERLATIVE SEASONS

1,000-YARD RUSHERS

YARDS	PLAYER	YEAR
1,454	Rudi Johnson	2004
1,435	Corey Dillon	2000
1,315	Corey Dillon	2001
1,311	Corey Dillon	2002
1,239	James Brooks	1989
1,200	Corey Dillon	1999
1,170	Harold Green	1992
1,130	Corey Dillon	1998
1,129	Corey Dillon	1997
1,087	James Brooks	1986
1,077	Pete Johnson	1981
1,066	Ickey Woods	1988
1,023	Paul Robinson	1968
1,004	James Brooks	1990

1,000-YARD RECEIVERS

YARDS	PLAYER	YEAR
1,355	Chad Johnson	2003
1,274	Chad Johnson	2004
1,273	Eddie Brown	1988
1,234	Carl Pickens	1995
1,211	Tim McGee	1989
1,180	Carl Pickens	1996
1,166	Chad Johnson	2002
1,130	Cris Collinsworth	1983
1,127	Carl Pickens	1994
1,125	Cris Collinsworth	1985
1,024	Cris Collinsworth	1986
1,023	Carl Pickens	1998
1,022	Darnay Scott	1999
1,009	Cris Collinsworth	1981

3,000-YARD PASSERS

YARDS	PLAYER	YEAR
3,959	Boomer Esiason	1986
3,822	Jeff Blake	1995
3,754	Ken Anderson	1981
3,624	Jeff Blake	1996
3,591	Jon Kitna	2003
3,572	Boomer Esiason	1988
3,525	Boomer Esiason	1989
3,443	Boomer Esiason	1985
3,321	Boomer Esiason	1987
3,216	Jon Kitna	2001
3,178	Jon Kitna	2002
3,169	Ken Anderson	1975
3,031	Boomer Esiason	1990

BENGALS ALL-TIME RUSHING STATISTICS

Players active with Bengals as of July 10, 2005, are listed in bold.

PLAYER	YDS	ATT	AVG	LG	TD	PLAYER	YDS	ATT	AVG	LG	TD
Corey Dillon, RB 1997-2003	8061	1865	4.3	65	45	Jim Hargrove, RB 1981	66	16	4.1	27	1
James Brooks, RB 1984-91	6447	1344	4.8	65	37	John Reaves, QB 1975-78	63	17	3.7	20	2
Pete Johnson, RB 1977-83	5421	1402	3.9	65	64	Scott Mitchell, QB 2000-01	61	10	6.1	12	1
Harold Green, RB 1990-95	3727	968	3.9	75	8	Dan Rice, RB 1987	59	18	3.3	8	0
Essex Johnson, RB 1968-75	3070	675	4.5	86	18	T.J. Houshmandzadeh, WR 2001-04	51	6	8.5	16	0
Boobie Clark, RB 1973-78	2978	779	3.8	26	25	David Verser, WR 1981-84	48	7	6.9	29	0
Archie Griffin, RB 1976-83	2808	691	4.1	77	7	Carson Palmer, QB 2003-04	47	18	2.6	14	1
Charles Alexander, RB 1979-85	2645	748	3.5	37	13	Jeremi Johnson, RB 2003-04	46	18	2.6	12	1
Larry Kinnebrew, RB 1983-87	2582	639	4.0	52	37	Lorenzo Neal, RB 2001-02	41	14	2.9	9	0
Rudi Johnson, RB 2001-04	2478	593	4.2	54	21	Jay Schroeder, RB 1993	41	10	4.1	20	0
Paul Robinson, RB 1968-72	2441	617	4.0	87	19	Don Bass, TE-WR 1978-81	40	6	6.7	14	0
Ken Anderson, QB 1971-86	2220	397	5.6	29	20	James Joseph, RB 1995	40	16	2.5	8	0
Jess Phillips, RB 1968-72	1860	424	4.4	83	8	Chad Johnson, WR 2001-04	39	4	9.8	18	0
ickey Woods, RB 1988-91	1525	332	4.6	56	27	Joe Wilson, RB 1973	39	10	3.9	11	0
Jeff Blake, QB 1994-99	1499	285	5.3	30	10	Champ Henson, RB 1975	38	11	3.5	8	0
Derrick Fenner, RB 1992-94	1450	374	3.9	35	9	Tom Dinkel, LB 1978-83, 85	34	3	11.3	20	0
Lenvil Elliott, RB 1973-78	1395	324	4.3	32	3	Neil O'Donnell, QB 1998	34	13	2.6	10	0
Boomer Esiason, QB 1984-92, 97	1355	340	4.0	24	5	Dale Livingston, P-K 1968-69	29	2	14.5	18	0
Stanford Jennings, RB 1984-90	1225	308	4.0	20	9	Cliff Groce, RB 1999-2000	26	11	2.4	8	1
Brandon Bennett, RB 1998-2003	1127	306	3.7	37	5	Eric Crabtree, WR 1969-71	24	4	6.0	16	0
Stanley Wilson, RB 1983-84, 86, 88	1118	253	4.4	58	11	Mike Martin, WR 1983-89	24	3	8.0	15	0
Doug Dressler, RB 1970-74	1101	272	4.0	43	9	Steve Kreider, WR 1979-86	23	4	5.8	21	0
Garrison Hearst, RB 1996	847	225	3.8	24	0	Gus Ferrotte, QB 2002	22	4	5.5	9	0
Eric Bieniemy, RB 1995-98	803	192	4.2	33	6	Charlie Joiner, WR 1972-75	22	5	4.4	8	0
Ki-Jana Carter, RB 1995-99	747	227	3.3	79	16	Dave Lewis, QB-P 1970-73	22	12	1.8	15	0
Fred Willis, RB 1971-72	717	177	4.1	36	7	Daniel Pope, P 2000	22	2	11.0	22	0
Eric Ball, RB 1989-94	576	156	3.7	27	8	Speedy Thomas, WR 1969-72	22	8	2.8	16	1
Stan Fritts, RB 1975-76	575	141	4.1	22	11	Saint Salford, WR 1968	21	1	21.0	21	0
Deacon Turner, RB 1978-80	549	142	3.9	65	1	Tommy Casanova, S 1972-77	20	1	20.0	20	0
Craig Taylor, RB 1989-91	480	114	4.2	34	7	John Holifield, RB 1989	20	11	1.8	11	0
Bill Johnson, RB 1985-87	475	86	5.5	34	1	Sedrick Shaw, RB 1999	20	4	5.0	10	0
David Klingler, QB 1992-95	420	69	6.1	29	0	Greg Meehan, WR 1987	19	4	4.8	17	0
Steve Broussard, RB 1994	403	94	4.3	37	2	Adrian Green, QB 1987	18	6	3.0	9	0
Charlie Davis, RB 1974-75	375	72	5.2	29	0	Tim McGee, WR 1986-92, 94-95	18	8	2.3	25	0
Ed Williams, RB 1974-75	374	93	4.0	19	5	Ben Bennett, QB 1987	17	2	8.5	9	0
Akili Smith, QB 1999-2002	371	70	5.3	24	1	Dewey Warren, QB 1968	17	4	4.3	12	0
Peter Warrick, WR 2000-04	355	52	6.8	77	2	Cliff Russell, WR 2004	15	3	5.0	13	0
Virgil Carter, QB 1970-73	345	54	6.4	73	4	Jeff Query, WR 1992-95	14	3	4.7	8	0
Tony Davis, RB 1976-78	316	84	3.8	16	5	Reece Morrison, RB 1972-73	13	4	3.3	8	0
Michael Basnight, RB 1999-2000	308	62	5.0	46	0	Cleotha Montgomery, RB 1980	12	1	12.0	12	0
Sam Wyche, QB 1968-70	299	43	7.0	23	3	John Farley, RB 1984	11	7	1.6	5	0
Jon Kitna, QB 2001-04	285	99	2.9	20	5	Lynn James, WR 1990-91	11	1	11.0	11	0
Turk Schonert, QB 1980-85, 87-89	276	62	4.5	17	3	Kyle Larson, P 2004	11	1	11.0	11	1
Marc Logan, RB 1987-88	213	39	5.5	51	1	Rex Kaeling, P 1968	10	1	10.0	10	0
Jack Thompson, QB 1979-82	200	39	5.1	21	6	Damon Gibson, WR 1998	9	1	9.0	9	0
Jeff Cothran, RB 1994-96	191	57	3.4	15	1	Willie Shelby, RB 1976-77	9	5	1.8	3	0
Don Hollas, QB 1991-94	175	32	5.6	27	0	Wayne Clark, QB 1974	8	1	8.0	8	1
Eddie Brown, WR 1985-91	164	25	6.6	35	0	Steve Conley, RB 1972	8	3	2.7	5	0
Kenny Watson, RB 2003-04	161	26	6.2	25	0	Sandy Durko, S 1970-72	7	1	7.0	7	0
Greg Cook, QB 1969-74	148	25	5.9	30	1	Mike Levenseller, WR 1979-80	6	1	6.0	6	0
Tom Smiley, RB 1968	146	63	2.3	11	1	Carl Pickens, WR 1992-99	6	6	1.0	6	0
Nicolas Luchey (formerly Nick Williams), RB 1999-2002	143	32	4.5	13	2	Patrick Robinson, WR 1993	6	1	6.0	6	0
Darnay Scott, WR 1994-2001	137	21	6.5	23	0	Ryan Benjamin, RB 1993	5	3	1.7	2	0
Warren McVea, WR 1968	133	9	14.8	80	1	Bobby Hunt, S 1968-69	5	1	5.0	5	1
Estes Banks, RB 1968	131	34	3.9	20	0	Mike Norseth, QB 1987-88	5	1	5.0	5	0
Brian Milne, RB 1996-99	125	34	3.7	26	4	Kelley Washington, WR 2003-04	4	2	2.0	5	0
Clem Turner, RB 1969	105	23	4.6	34	0	Michael Blair, RB 1998	4	1	4.0	4	0
Ron Lamb, RB 1968-71	100	33	3.0	17	0	Glenn Bujnoch, G 1976-82	4	1	4.0	4	1
David McCuskey, RB 1987	94	29	3.2	12	1	Doug Gaynor, QB 1986	4	1	4.0	4	0
Jeff Hayes, P 1985	92	3	30.7	61	1	Ted Washington, RB 1968	4	1	4.0	4	0
Mike Dingle, RB 1991-92	91	21	4.3	21	0	John McDaniel, WR 1974-77	3	2	1.5	5	0
Rodney Tate, RB 1982-83	79	27	2.9	13	0	Nathan Poole, RB 1979-80	3	6	0.5	7	0
Isaac Miles, RB 1992-93	78	30	2.6	15	1	Rod Sherman, WR 1968	3	1	3.0	3	0
Ostac Curtis, WR 1973-84	76	25	3.0	20	0	Paul Justin, QB 1998	2	1	2.0	2	0
Dana Wright, RB 1987	74	24	3.1	10	0	Jason Burns, RB 1995	1	1	1.0	1	0
Curtis Keaton, RB 2000-01	72	11	6.5	21	0	Bruce Coslet, TE 1969-76	1	1	1.0	1	0
Dave Walter, QB 1987	70	16	4.4	16	0	Chris Perry, RB 2004	1	2	0.5	1	0
Erik Wilhelm, QB 1989-91, 93-97	69	19	3.6	18	0	John Stola, QB 1968-69	1	10	0.1	13	0

(continued)

(Bengals All-Time Rushing Statistics, continued)

PLAYER	YDS	ATT	AVG	LG	TD	PLAYER	YDS	ATT	AVG	LG	TD
Michael Westbrook, WR 2002.....	1	1	1.0	1	0	Ira Hillary, WR 1987-89.....	-2	1	-2.0	-2	0
Marvin Cobb, S 1975-79.....	0	1	0.0	0	0	Jeff Hill, WR 1994-96.....	-3	1	-3.0	-3	0
Brad Costello, P 1998-99.....	0	1	0.0	0	0	Scott Covington, QB 1999-2001.....	-4	2	-2.0	-2	0
Rob Hertel, QB 1978.....	0	1	0.0	0	0	M.L. Harris, TE 1980-85.....	-5	4	-1.3	0	0
Jim Corbett, TE 1977-80.....	-1	1	-1.0	-1	0	Neil Rackers, K 2000-02.....	-5	1	-5.0	-5	0
Scottie Graham, RB 1997.....	-1	1	-1.0	-1	0	Pat McInally, P-WR 1976-85.....	-7	5	-1.4	18	0
Eric Kresser, QB 1997-99.....	-1	1	-1.0	-1	0	Mike Barber, WR 1990-91.....	-13	1	-13.0	-13	0
Dennis Law, WR 1978.....	-1	1	-1.0	-1	0	David Dunn, WR 1995-98.....	-13	1	-13.0	-13	0
Bob Trumpy, TE-WR 1968-77.....	-1	1	-1.0	-1	0	Cris Collinsworth, WR 1981-88.....	-15	7	-2.1	7	0
Craig Yeast, WR 1999-2000.....	-1	3	-0.3	15	0	Billy Brooks, WR 1976-79.....	-17	3	-5.7	4	0
Jeff Christensen, QB 1983.....	-2	1	-2.0	-2	0	Lee Johnson, P 1988-98.....	-25	4	-6.3	0	0

BENGALS ALL-TIME RECEIVING STATISTICS

Players active with Bengals as of July 10, 2005, are listed in bold.

PLAYER	NO	YDS	AVG	LG	TD	PLAYER	NO	YDS	AVG	LG	TD
Carl Pickens, WR 1992-99.....	530	6887	13.0	75	63	Willie Jackson, WR 1998-99.....	38	534	14.1	47	2
Cris Collinsworth, WR 1981-88.....	417	6698	16.1	74	36	Mike Barber, WR 1990-91.....	37	451	12.2	42	2
Isaac Curtis, WR 1973-84.....	416	7101	17.1	85	53	Jim Riggs, TE 1987-92.....	37	274	7.4	17	0
Darnay Scott, WR 1994-2001.....	386	5975	15.5	88	36	Reggie Rembert, WR 1991-93.....	36	437	12.1	27	1
Eddie Brown, WR 1985-91.....	363	6134	16.9	86	41	Craig Thompson, TE 1992-93.....	36	281	7.8	32	3
Rodney Holman, TE 1982-92.....	318	4329	13.6	73	34	Clif Groce, RB 1999-2000.....	36	199	5.5	14	0
Tony Mackie, TE 1993-2001.....	299	3795	12.7	54	20	Steve Broussard, RB 1994.....	34	218	6.4	25	0
Bob Trumpy, TE-WR 1968-77.....	298	4600	15.4	80	35	Fred Willis, RB 1971-72.....	33	269	8.2	29	0
James Brooks, RB 1984-91.....	297	3012	10.1	57	27	Tony Stewart, TE 2002-04.....	32	266	8.3	21	1
Tim McGee, WR 1986-92, 94-95.....	282	4703	16.7	78	25	Rod Sherman, WR 1968.....	31	374	12.1	27	1
Chad Johnson, WR 2001-04.....	282	4124	14.6	82	25	Jeremi Johnson, RB 2003-04.....	31	135	4.4	16	2
Peter Warrick, WR 2000-04.....	264	2811	10.6	77	18	James Hundon, WR 1996-99.....	28	416	14.9	61	4
Dan Ross, TE 1979-83, 85.....	263	3204	12.2	41	16	Craig Taylor, RB 1989-91.....	28	188	6.7	20	3
Chip Myers, WR 1969-76.....	218	3079	14.1	63	12	Reggie Kelly, TE 2003-04.....	28	166	5.9	14	1
Archie Griffin, RB 1976-83.....	192	1607	8.4	52	6	Craig Yeast, WR 1999-2000.....	27	321	11.9	27	0
Corey Dillon, RB 1997-2003.....	192	1482	7.7	41	5	Ira Hillary, WR 1987-89.....	27	303	11.2	31	2
Pete Johnson, RB 1977-83.....	173	1327	7.7	34	6	Stanley Wilson, RB 1983-84, 86, 88.....	27	277	10.3	34	2
Charles Alexander, RB 1979-85.....	165	1130	6.8	65	2	John McDaniel, WR 1974-77.....	26	459	17.7	60	1
Boobie Clark, RB 1973-78.....	151	1139	7.5	39	2	Jim Corbett, TE 1977-80.....	25	376	15.0	51	1
Steve Kreider, WR 1979-86.....	150	2119	14.1	56	9	Kenny Watson, RB 2003-04.....	25	171	6.8	21	1
Harold Green, RB 1990-95.....	145	1004	6.9	34	3	Deacon Turner, RB 1978-80.....	25	141	5.6	15	1
T.J. Houshmandzadeh, WR 2001-04.....	135	1698	12.6	62	5	Nicolas Luchey (formerly Nick Williams), RB 1999-2002.....	24	226	9.4	20	0
Eric Bieniemy, RB 1995-98.....	133	1098	8.3	42	0	David Verser, WR 1981-84.....	23	454	19.7	73	3
Essex Johnson, RB 1968-75.....	121	1541	12.7	78	11	Ed Williams, RB 1974-75.....	23	194	8.4	20	2
Don Bass, TE-WR 1978-81.....	117	1580	13.5	55	13	Eric Ball, RB 1989-94.....	22	216	9.8	48	3
Stanford Jennings, RB 1984-90.....	107	1027	9.6	43	9	Warren McVea, WR 1968.....	21	264	12.6	55	2
Lewell Elliott, RB 1973-78.....	102	921	9.0	33	9	James Joseph, RB 1995.....	20	118	5.9	13	0
M.L. Harris, TE 1980-85.....	99	1369	13.8	80	10	Damon Gibson, WR 1998.....	19	258	13.6	76	3
Billy Brooks, WR 1976-79.....	93	1683	18.1	94	7	Charlie Davis, RB 1974-75.....	19	171	9.0	32	0
Speedy Thomas, WR 1969-72.....	93	1236	13.3	90	8	Jeff Cothran, RB 1994-96.....	19	117	6.2	15	1
Derrick Fenner, RB 1992-94.....	91	744	8.2	40	2	Troy Sadowski, TE 1994-96.....	19	106	5.6	12	0
Brandon Bennett, RB 1998-2003.....	90	756	8.4	55	1	Tom Smiley, RB 1968.....	19	86	4.5	17	0
Ron Dugans, WR 2000-02.....	89	797	9.0	31	3	Rodney Tate, RB 1982-83.....	18	142	7.9	25	0
Doug Dressler, RB 1970-74.....	87	689	7.9	33	1	Kendal Smith, WR 1989-90.....	17	185	10.9	41	1
Charlie Joiner, WR 1972-75.....	82	1463	17.8	65	6	Michael Basnight, RB 1999-2000.....	16	172	10.8	47	0
Jeff Truitt, WR 1992-95.....	77	963	12.5	83	7	Saint Saffold, WR 1968.....	16	172	10.8	25	0
David Dunn, WR 1995-98.....	76	1132	14.9	40	4	Brian Brennan, WR 1992.....	16	166	10.4	21	1
Jess Phillips, RB 1968-72.....	76	427	5.6	31	2	Bill Johnson, RB 1985-87.....	16	122	7.6	17	0
Eric Crabtree, WR 1959-71.....	73	1188	16.3	73	11	Stan Fritts, RB 1975-76.....	15	138	9.2	19	2
Matt Schobel, TE 2002-04.....	72	745	10.3	76	8	Tony Davis, RB 1976-78.....	15	135	9.0	28	0
Marco Battaglia, TE 1996-2001.....	70	651	9.3	34	2	Rick Walker, TE 1977-79.....	14	153	10.9	28	3
Paul Robinson, RB 1968-72.....	69	454	6.6	68	2	Damon Griffin, WR 1999-2000.....	14	137	9.8	20	0
Mike Martin, WR 1983-89.....	67	1017	15.2	54	6	Garrison Hearst, RB 1996.....	12	131	10.9	40	1
Eric Kallus, TE 1986-91.....	66	698	10.6	57	5	Kevin Walter, WR 2003-04.....	11	85	7.7	18	0
Larry Kinnebrew, RB 1983-87.....	65	900	9.2	31	3	Lynn James, WR 1990-91.....	10	139	13.9	22	1
Bruce Coslet, TE 1969-76.....	61	878	14.4	71	9	Michael Westbrook, WR 2002.....	8	94	11.8	26	2
Pat McInally, WR 1976-85.....	57	808	14.2	59	5	Steve Bush, TE-RB 1997-2000.....	8	82	10.3	18	0
Kelley Washington, WR 2003-04.....	53	677	12.8	51	7	Patrick Robinson, WR 1993.....	8	72	9.0	14	0
Ki-Jana Carter, RB 1995-99.....	52	375	7.2	35	1	Anthony Munoz, T 1980-92.....	7	18	2.6	12	4
Brian Milne, RB 1996-99.....	52	291	5.6	20	0	Osteli Miles, RB 1992-93.....	6	89	14.8	27	0
Ickey Woods, RB 1988-91.....	47	397	8.4	25	0	Wesley Carroll, WR 1993.....	6	81	13.5	28	0
Danny Farmer, WR 2000-02.....	43	611	14.2	51	1	Stepfret Williams, WR 1998.....	6	81	13.5	19	1
Rudi Johnson, RB 2001-04.....	42	264	6.3	30	0	Ken Herock, TE 1968.....	6	75	12.5	22	0
Lorenzo Neal, RB 2001-02.....	40	234	5.9	15	2						

(continued)

PLAYER	NO	YDS	AVG	LG	TD	PLAYER	NO	YDS	AVG	LG	TD
David Frisch, TE 1993-94	6	43	7.2	12	0	Kirk McMullen, TE 2001	2	15	7.5	11	0
Dennis Law, WR 1978	5	81	16.2	20	0	Don Kern, TE 1984-85	2	14	7.0	9	0
Marc Logan, RB 1987-88	5	34	6.8	18	0	Melvin Tuten, T 1995-96	2	12	6.0	9	1
Mike Dingle, RB 1991-92	5	23	4.6	12	1	John Farley, RB 1984	2	11	5.5	10	0
Clem Turner, RB 1969	5	14	2.8	8	0	Carl Parker, WR 1988-89	1	45	45.0	45	0
Ron Lamb, RB 1968-71	4	77	19.3	60	0	Tommie Smith, WR 1969	1	41	41.0	41	0
Gunnard Iwymer, WR 1997	4	45	11.3	16	0	Bernard Jackson, DB 1972-76	1	22	22.0	22	0
Jeff Hill, WR 1994-96	4	44	11.0	18	0	Cliff Russell, WR 2004	1	21	21.0	21	0
Milt Stegall, WR 1992-94	4	43	10.8	13	1	Ryan Benjamin, RB 1993	1	16	16.0	16	0
Dana Wright, RB 1987	4	28	7.0	11	0	Bill Peterson, LB 1968-72	1	10	10.0	10	0
Jeff Thomson, TE 1992-93	4	22	5.5	10	0	Al Chandler, TE 1973-74	1	9	9.0	9	0
Estes Banks, RB 1968	4	15	3.8	13	1	Curtis Keaton, RB 2000-01	1	9	9.0	9	0
Chris Perry, RB 2004	3	33	11.0	13	0	Mike Kelly, TE 1970-72	1	9	9.0	9	0
Shane Garrett, WR 1991-92	3	32	10.7	13	0	David McCluskey, RB 1987	1	8	8.0	8	0
Greg Meehan, WR 1987	3	25	8.3	12	0	Michael Blair, RB 1998	1	7	7.0	7	0
Nathan Poole, RB 1979-80	3	14	-4.7	3	0	Akili Smith, QB 1999-2002	1	6	6.0	6	0
Marquis Pleasant, WR 1987	2	45	22.5	35	0	Drew Bule, WR 1972	1	5	5.0	5	0
Derek Ware, TE 1995	2	36	18.0	21	0	Sam Wyche, QB 1968-70	1	5	5.0	5	0
Jack Novak, TE 1975	2	34	17.0	19	0	Brian Blados, G-T 1984-91	1	4	4.0	4	0
Mike Levenseller, WR 1979-80	2	30	15.0	22	0	Reece Morrison, RB 1972-73	1	4	4.0	4	0
John Garrett, WR 1989	2	29	14.5	18	0	Willie Shelby, RB 1976-77	1	3	3.0	3	0
Tim George, WR 1973	2	28	14.0	19	0	Scottie Graham, RB 1997	1	1	1.0	1	0
Wade Russell, TE 1987	2	27	13.5	23	1	Jim Hargrove, RB 1981	1	0	0.0	0	0
John Hotifield, RB 1989	2	18	9.0	14	0	Champ Henson, RB 1975	1	-2	-2.0	-2	0
Ed Marshall, WR 1971	2	18	9.0	10	0	Sedrick Shaw, RB 1999	1	-4	-4.0	-4	0
Andre White, TE 1968	2	18	9.0	11	0	David Klingler, QB 1992-95	1	-6	-6.0	-6	0

BENGALS ALL-TIME PASSING STATISTICS

Players active with Bengals as of July 10, 2005, are listed in bold.

— 350 OR MORE ATTEMPTS —

PLAYER	ATT	CMP	PCT	YDS	TD	INT	RAT
Boomer Esiason, QB 1984-92, 97	3564	2015	56.5	27,149	187	131	83.1
Ken Anderson, QB 1971-86	4475	2654	59.3	32,838	197	160	81.9
Jeff Blake, QB 1994-99	2221	1240	55.8	15,134	93	62	79.3
Turk Schonert, QB 1980-85, 87-89	350	216	61.7	2756	7	12	78.7
Carson Palmer, QB 2003-04	432	263	60.9	2897	18	18	77.3
Jon Kitna, QB 2001-04	1678	992	59.1	10,608	59	57	75.3
Virgil Carter, QB 1970-73	582	328	56.4	3850	22	20	74.9
David Klingler, QB 1992-95	687	375	54.6	3880	16	21	66.1
Jack Thompson, QB 1979-82	370	175	47.3	2072	13	19	55.1
Akili Smith, QB 1999-2002	461	215	46.6	2212	5	13	52.8

— 50-349 ATTEMPTS —

PLAYER	ATT	CMP	PCT	YDS	TD	INT	RAT
Neil O'Donnell, QB 1998	343	212	61.8	2216	15	4	90.2
Greg Cook, QB 1969-74	200	107	53.5	1865	15	11	87.6
Sam Wyche, QB 1968-70	220	115	52.3	1743	12	8	81.7
Erik Wilhelm, QB 1989-91, 93-97	136	77	56.6	912	5	6	71.1
Jay Schroeder, QB 1993	159	78	49.1	832	5	2	70.0
Don Hollas, QB 1991-94	115	67	58.3	645	3	5	64.6
John Stofa, QB 1968-69	177	85	48.0	896	5	5	60.8
Paul Justin, QB 1998	63	34	54.0	426	1	3	60.7
Dewey Warren, QB 1968	80	47	58.8	506	1	4	60.7
John Reaves, QB 1975-78	276	131	47.5	1546	7	17	47.8
Gus Frerotte, QB 2002	85	44	51.8	437	1	5	46.1
Scott Mitchell, QB 2000-01	199	93	46.7	1004	3	11	44.0

— FEWER THAN 50 ATTEMPTS —

PLAYER	ATT	CMP	PCT	YDS	TD	INT	RAT
Archie Griffin, RB 1976-83	4	3	75.0	39	2	0	144.8
Lee Johnson, P-K 1988-98	5	4	80.0	19	2	0	122.1
Lenvil Elliott, RB 1973-78	1	1	100.0	17	0	0	118.8
Jack Gehrlke, WR 1969	1	1	100.0	13	0	0	118.8
Darnay Scott, WR 1994-2001	1	1	100.0	53	0	0	118.8

(continued)

(Bengals All-Time Passing Statistics, continued)

PLAYER	ATT	CMP	PCT	YDS	TD	INT	RAT
Jim Breech, K 1980-92	1	1	100.0	12	0	0	116.7
Pat McNally, WR-P 1976-85	4	3	75.0	81	0	0	116.7
Doug Gaynor, QB 1986	3	3	100.0	30	0	0	108.3
James Brooks, RB 1984-91	2	1	50.0	8	1	0	100.0
Dale Livingston, P-K 1968-69	2	2	100.0	15	0	0	97.9
Fred Willis, RB 1971-72	3	2	66.7	24	0	0	91.0
Scott Covington, QB 1999-2001	5	4	80.0	23	0	0	85.8
Adrian Breen, QB 1987	8	3	37.5	9	1	0	85.4
Carl Pickens, WR 1992-99	3	2	66.7	18	0	0	82.6
Stan Fritts, RB 1975-76	4	2	50.0	31	0	0	76.0
Dave Walter, QB 1987	21	10	47.6	113	0	0	64.2
Dave Green, P 1974-75	3	1	33.3	22	0	0	60.4
Dave Lewis, QB-P 1970-73	14	6	42.9	57	0	0	54.8
Eric Kresser, QB 1997-99	21	10	47.6	164	1	2	50.6
Eric Bientemy, RB 1995-98	2	0	0.0	0	0	0	39.6
Steve Broussard, RB 1994	1	0	0.0	0	0	0	39.6
Ki-Jana Carter, RB 1995-99	1	0	0.0	0	0	0	39.6
Marvin Cobb, S 1975-79	1	0	0.0	0	0	0	39.6
David Dunn, WR 1995-98	1	0	0.0	0	0	0	39.6
Rob Hertel, QB 1978	4	1	25.0	9	0	0	39.6
Lynn James, WR 1990-91	1	0	0.0	0	0	0	39.6
Rex Keeling, P 1968	1	0	0.0	0	0	0	39.6
Steve Kreider, WR 1979-86	7	2	28.6	14	0	0	39.6
Doug Pellfrey, K 1993-99	1	0	0.0	0	0	0	39.6
Wayne Clark, QB 1974	22	9	40.9	98	0	3	15.2
Ben Bennett, QB 1987	6	2	33.3	25	0	1	7.6
Cris Collinsworth, WR 1981-88	1	0	0.0	0	0	1	0.0
Corey Dillon, RB 1997-2003	1	0	0.0	0	0	1	0.0
Todd Philcox, QB 1990	2	0	0.0	0	0	1	0.0
*Ira Hillary, WR 1987-89	0	0	—	0	0	0	—
*Eddie Brown, WR 1985-91	0	0	—	0	0	0	—

*—Sacked on his only pass attempt

P.B. AND THE HALL OF FAME

Paul Brown, founder of the Cincinnati Bengals, was enshrined in the Pro Football Hall of Fame in 1967, and numerous other Hall of Fame members played and/or coached under Brown.

The most recent addition to P.B.'s disciples in the Hall of Fame was Bengals tackle **Anthony Munoz**, considered by many to be the greatest offensive lineman in NFL history. Munoz, a 1998 inductee, played his entire 13-year pro career (1980-92) with the Bengals. Some analysts thought he was too risky a prospect for an early first-round draft selection because he had experienced knee injuries in college. But Brown, as Bengals general manager in 1980, selected Munoz with the No. 3 overall pick.

The 1997 Hall of Fame class included **Don Shula**, winningest coach in NFL history, who played defensive back in the NFL and was a rookie on Brown's defending NFL champion Cleveland Browns in 1951.

WR **Charlie Joiner**, who played for the Bengals under Brown from 1972-75, was elected to the Hall of Fame in the 1996 class of inductees. Also, 12 other players Brown coached for the Cleveland Browns are in the Hall of Fame. They are: **Doug Atkins**, DE, 1953-54; **Jim Brown**, FB, 1957-65; **Willie Davis**, DE, 1958-59; **Len Dawson**, QB, 1960-61; **Len Ford**, WR, 1948-58; **Frank Gatski**, C, 1946-56; **Lou Groza**, T/PPK, 1946-59; **Dante Lavelli**, WR, 1946-56; **Mike McCormack**, T, 1954-62; **Bobby Mitchell**, RB/WR, 1958-61; **Marion Motley**, FB/LB, 1946-55; and **Bill Willis**, G, 1946-53.

Former assistant coaches under Paul Brown who are in the Hall of Fame are **Weeb Ewbank** and **Bill Walsh**. Also in the Hall of Fame is **Forrest Gregg**, hired by Brown as Bengals head coach in 1980.

BEST SINCE '96

The Bengals' plus-4 turnover differential for 2004 was their best since 1996. The 1996 team went plus-19, best in franchise history in differential, and ranked first in the NFL. But five of the next seven seasons saw the Bengals finish in the minus category, and their two years in the plus area during that span were only a plus-1 (1997) and a plus-2 (2003).

Cincinnati's 36 takeaways last season — tied for third in the NFL — fueled the improved performance in 2004.

BENGALS ALL-TIME SCORING

Players active with Bengals as of July 10, 2005, are listed in bold.

PLAYER	TD RUSH	TD RECV	TD RET	PAT	2-PT CONV	FG	SAF	PTS
Jim Breech, K 1980-92	0	0	0	476	0	225	0	1151
Doug Pelfrey, K 1993-99	0	0	0	201	0	153	0	660
Horst Muhlmann, K 1969-74	0	0	0	189	0	120	0	549
Pete Johnson, RB 1977-83	64	6	0	-	0	-	0	420
Carl Pickens, WR-KR 1992-99	0	63	1	-	2	-	0	388
James Brooks, RB 1984-91	37	27	0	-	-	-	0	384
Isaac Curtis, WR 1973-84	0	53	0	-	0	-	0	318
Chris Bahr, K 1976-79	0	0	0	130	0	62	0	316
Corey Dillon, RB 1997-2003	45	5	0	-	0	-	0	300
Eddie Brown, WR 1985-91	0	41	0	-	0	-	0	246
Larry Kinnebrew, RB 1983-87	37	3	0	-	0	-	0	240
Shayne Graham, K 2003-04	0	0	0	81	0	49	0	228
Cris Collinsworth, WR 1981-88	0	36	0	-	0	-	0	216
Darnay Scott, WR 1994-2001	0	36	0	-	0	-	0	216
Bob Trumpy, TE-WR 1968-77	0	35	0	-	0	-	0	210
Neil Rackers, K 2000-02	0	0	0	74	0	44	0	206
Rodney Holman, TE 1982-92	0	34	0	-	0	-	0	204
Essex Johnson, RB 1968-75	18	11	0	-	0	-	0	174
Boobie Clark, RB 1973-78	25	2	0	-	0	-	0	162
Ickey Woods, RB 1988-91	27	0	0	-	0	-	0	162
Chad Johnson, WR 2001-04	0	25	0	-	0	-	0	150
Tim McGee, WR-KR 1986-92, 94-95	0	25	0	-	0	-	0	150
Peter Warrick, WR-KR 2000-04	2	18	2	-	0	-	0	132
Rudi Johnson, RB 2001-04	21	0	0	-	0	-	0	126
Paul Robinson, RB 1968-72	19	2	0	-	0	-	0	126
Tony McGee, TE 1993-2001	0	20	0	-	1	-	0	122
Ken Anderson, QB 1971-86	20	0	0	-	0	-	0	120
Stanford Jennings, RB-KR 1984-90	9	9	1	-	0	-	0	114
Ki-Jana Carter, RB 1995-99	16	1	0	-	0	-	0	102
Dan Ross, TE 1979-83, 85	0	16	0	-	0	-	0	96
Charles Alexander, RB 1979-85	13	2	0	-	0	-	0	90
Don Bass, TE-WR 1978-81	0	13	1	-	0	-	0	84
Stan Fritts, RB 1975-76	11	2	0	-	0	-	0	78
Archie Griffin, RB 1976-83	7	6	0	-	0	-	0	78
Lemar Parrish, CB-KR 1970-77	0	0	13	-	0	-	0	78
Stanley Wilson, RB 1983-84, 86, 88	11	2	0	-	0	-	0	78
Lenvil Elliott, RB 1973-78	3	9	0	-	0	-	0	72
Chip Myers, WR 1969-76	0	12	0	-	0	-	0	72
Dave Green, P-K 1974-75	0	0	0	40	0	10	0	70
Eric Ball, RB-KR 1989-94	8	3	0	-	0	-	0	66
Eric Crabtree, WR 1969-71	0	11	0	-	0	-	0	66
Derrick Fenner, RB 1992-94	9	2	0	-	0	-	0	66
Harold Green, RB 1990-95	8	3	0	-	0	-	0	66
Jeff Blake, QB 1994-99	10	0	0	-	2	-	0	64
Doug Dressler, RB 1970-74	9	1	0	-	0	-	0	60
M.L. Harris, TE 1980-85	0	10	0	-	0	-	0	60
Jess Phillips, RB-DB 1968-72	8	2	0	-	0	-	0	60
Craig Taylor, RB-KR 1989-91	7	3	0	-	0	-	0	60
Dale Livingston, P-K 1968-69	0	0	0	20	0	13	0	59
Steve Kreider, WR 1979-86	0	9	0	2	0	-	0	56
Bruce Coslet, TE 1969-76	0	9	0	-	0	-	0	54
Speedy Thomas, WR 1969-72	1	8	0	-	0	-	0	54
Matt Schobel, TE 2002-04	0	8	0	-	0	-	0	48
Ian Sunter, K 1980	0	0	0	15	0	11	0	48
Brandon Bennett, RB-KR 1998-2003	5	1	1	-	0	-	0	42
Eric Bientiemy, RB 1995-98	6	0	1	-	0	-	0	42
Billy Brooks, WR 1976-79	0	7	0	-	0	-	0	42
Jeff Query, WR 1992-95	0	7	0	-	0	-	0	42
Kelley Washington, WR 2003-04	0	7	0	-	0	-	0	42
Ed Williams, RB 1974-75	5	2	0	-	0	-	0	42
Fred Willis, RB 1971-72	7	0	0	-	0	-	0	42
Charlie Joiner, WR 1972-75	0	6	0	-	0	-	0	36
Mike Martin, WR-KR 1983-89	0	6	0	-	0	-	0	36
Jack Thompson, QB 1979-82	6	0	0	-	0	-	0	36
Tony Davis, RB-KR 1976-78	5	0	0	-	0	-	0	30
David Dunn, WR-KR 1995-98	0	4	1	-	0	-	0	30
Boomer Esiason, QB 1984-92, 97	5	0	0	-	0	-	0	30
T.J. Houshmandzadeh, WR-KR 2001-04	0	5	0	-	0	-	0	30

(Bengals All-Time Scoring, continued)

PLAYER	TD RUSH	TD RECV	TD RET	PAT	2-PT CONV	FG	SAF	PTS
Eric Kattus, TE 1986-91	0	5	0	-	0	-	0	30
Jon Kitna, QB 2001-04	5	0	0	-	0	-	0	30
Pat McInally, P-WR 1976-85	0	5	0	-	0	-	0	30
Ken Riley, CB 1969-83	0	0	5	-	0	-	0	30
Brian Milne, RB 1996-99	4	0	0	-	1	-	0	26
Virgil Carter, QB 1970-73	4	0	0	1	0	-	0	25
Tommy Casanova, S-KR 1972-77	0	0	4	-	0	-	0	24
Damon Gibson, WR-KR 1998	0	3	1	-	0	-	0	24
James Hundon, WR-KR 1996-99	0	4	0	-	0	-	0	24
Anthony Munoz, T 1980-92	0	4	0	-	0	-	0	24
Reggie Williams, LB 1976-89	0	0	3	-	0	-	2	22
Ron Dugans, WR 2000-02	0	3	0	-	1	-	0	20
James Francis, LB 1990-98	0	0	3	-	0	-	1	20
Jim Gallery, K 1989	0	0	0	13	0	2	0	19
Al Beauchamp, LB 1968-75	0	0	3	-	0	-	0	18
James Griffin, S 1983-85	0	0	3	-	0	-	0	18
Ray Griffin, CB 1978-84	0	0	3	-	0	-	0	18
Jeremi Johnson, RB 2003-04	1	2	0	-	0	-	0	18
Warren McVea, WR-KR 1968	1	2	0	-	0	-	0	18
Scott Perry, CB 1976-79	0	0	3	-	0	-	0	18
Turk Schonert, QB 1980-85, 87-89	3	0	0	-	0	-	0	18
Brian Simmons, LB 1998-2004	0	0	3	-	0	-	0	18
Craig Thompson, TE 1992-93	0	3	0	-	0	-	0	18
David Verser, WR-KR 1981-84	0	3	0	-	0	-	0	18
Rick Walker, TE 1977-79	0	3	0	-	0	-	0	18
Sam Wyche, QB 1968-70	3	0	0	-	0	-	0	18
Steve Broussard, RB 1994	2	0	0	-	1	-	0	14
David Fulcher, S 1986-92	0	0	2	-	0	-	1	14
Willie Jackson, WR 1998-99	0	2	0	-	1	-	0	14
Darryl Williams, S 1992-95, 2000-01	0	0	2	-	0	-	1	14
Mike Barber, WR 1990-91	0	2	0	-	0	-	0	12
Marco Baltaglia, TE 1996-2001	0	2	0	-	0	-	0	12
Royce Berry, DE 1969-75	0	0	2	-	0	-	0	12
Louis Breedon, CB 1978-87	0	0	2	-	0	-	0	12
Barney Bussay, S 1986-92	0	0	2	-	0	-	0	12
Jeff Cothran, RB 1994-96	1	1	0	-	0	-	0	12
Ira Hillary, WR-KR 1987-89	0	2	0	-	0	-	0	12
Ray Horton, CB 1983-88	0	0	2	-	0	-	0	12
Robert Jackson, S 1981-87, 89	0	0	2	-	0	-	0	12
Nicolas Luchey (formerly Nick Williams), RB 1999-2002	2	0	0	-	0	-	0	12
Tremain Mack, S-CB-KR 1997-2000	0	0	2	-	0	-	0	12
Lorenzo Neal, RB 2001-02	0	2	0	-	0	-	0	12
Mitchell Price, PR 1990-93	0	0	2	-	0	-	0	12
John Reeves, QB 1975-78	2	0	0	-	0	-	0	12
Corey Sawyer, CB-KR 1994-98	0	0	2	-	0	-	0	12
Willie Shelby, KR-RB 1976-77	0	0	2	-	0	-	0	12
Takeo Spikes, LB 1998-2002	0	0	2	-	0	-	0	12
Deacon Turner, RB 1978-80	1	1	0	-	0	-	0	12
Michael Westbrook, WR 2002	0	2	0	-	0	-	0	12
Craig Yeast, WR-KR 1999-2000	0	0	2	-	0	-	0	12
Rod Sherman, WR-K 1968	0	1	0	4	0	0	0	10
Harry Gunner, DE 1968-69	0	0	1	-	0	-	1	8
Garrison Hearst, RB 1996	0	1	0	-	1	-	0	8
Leon White, LB 1986-91	0	0	1	-	0	-	1	8
Ashley Ambrose, CB 1996-98	0	0	1	-	0	-	0	6
Estes Banks, RB 1968	0	1	0	-	0	-	0	6
Leo Barker, LB 1984-91	0	0	1	-	0	-	0	6
Ray Bentley, LB 1992	0	0	1	-	0	-	0	6
Lewis Billups, CB 1986-91	0	0	1	-	0	-	0	6
Brian Brennan, WR 1992	0	1	0	-	0	-	0	6
Mike Brim, CB 1993-95	0	0	1	-	0	-	0	6
Glenn Bujnoch, G 1976-82	1	0	0	-	0	-	0	6
Wayne Clark, QB 1974	1	0	0	-	0	-	0	6
Marvin Cobb, S 1975-79	0	0	1	-	0	-	0	6
Greg Cook, QB 1969-74	1	0	0	-	0	-	0	6
John Copeland, DE 1993-2000	0	0	1	-	0	-	0	6
Jim Corbett, TE 1977-80	0	1	0	-	0	-	0	6
Neal Craig, S 1971-73	0	0	1	-	0	-	0	6
Mike Dingle, RB 1991-92	0	1	0	-	0	-	0	6
Eddie Edwards, DE 1977-88	0	0	1	-	0	-	0	6
Danny Farmer, WR 2000-02	0	1	0	-	0	-	0	6
Robert Geathers, DE 2004	0	0	1	-	0	-	0	6

PLAYER	TD RUSH	TD RECV	TD RET	PAT	2-PT CONV	FG	SAF	PTS
Jim Griffin, DE 1968	0	0	1	-	0	-	0	6
Clif Groce, RB 1999-2000	1	0	0	-	0	-	0	6
Kevin Hardy, LB 2003-04	0	0	1	-	0	-	0	6
Jim Hargrove, RB 1981	1	0	0	-	0	-	0	6
Bo Harris, LB 1975-82	0	0	1	-	0	-	0	6
Artrell Hawkins, CB 1998-2003	0	0	1	-	0	-	0	6
Jeff Hayes, P 1986	1	0	0	-	0	-	0	6
Rodney Heath, CB 1999-2001	0	0	1	-	0	-	0	6
Bobby Hunt, S 1968-69	1	0	0	-	0	-	0	6
Lynn James, WR 1990-91	0	1	0	-	0	-	0	6
Dick Jauron, S 1978-81	0	0	1	-	0	-	0	6
Bill Johnson, RB 1985-87	1	0	0	-	0	-	0	6
Lee Johnson, P-K 1988-98	0	0	0	0	0	2	0	6
Roger Jones, CB 1994-96	0	0	1	-	0	-	0	6
Kevin Kaesviharn, CB-S 2001-04	0	0	1	0	0	-	0	6
Reggie Kelly, TE 2003-04	0	1	0	0	0	-	0	6
Charlie King, CB 1968-69	0	0	1	-	0	-	0	6
Howie Kurnick, LB 1979-80	0	0	1	-	0	-	0	6
Kyle Larson, P 2004	1	0	0	0	0	-	0	6
Jim LeClair, LB 1972-83	0	0	1	-	0	-	0	6
Marc Logan, RB 1987-88	1	0	0	-	0	-	0	6
Bob Maddox, DE 1974	0	0	1	-	0	-	0	6
Massimo Manca, K 1987	0	0	0	3	0	1	0	6
David McCluskey, RB 1987	1	0	0	-	0	-	0	6
John McDaniel, WR 1974-77	0	1	0	-	0	-	0	6
Ostell Miles, RB 1992-93	1	0	0	-	0	-	0	6
Scott Mitchell, QB 2000-01	1	0	0	-	0	-	0	6
Melvin Morgan, CB 1976-78	0	0	1	-	0	-	0	6
Deltha O'Neal, CB 2004	0	0	1	0	0	-	0	6
Carson Palmer, QB 2003-04	1	0	0	0	0	-	0	6
Reggie Rambert, WR 1991-93	0	1	0	-	0	-	0	6
Wade Russell, TE 1987	0	1	0	-	0	-	0	6
Mike St. Clair, DE 1980-82	0	0	1	-	0	-	0	6
Sam Shade, S 1995-98	0	0	1	-	0	-	0	6
Sedrick Shaw, RB 1999	1	0	0	-	0	-	0	6
John Simmons, CB-KR 1981-86	0	0	1	-	0	-	0	6
Tom Smiley, RB 1968	1	0	0	-	0	-	0	6
Akili Smith, CB 1999-2002	1	0	0	-	0	-	0	6
Kendal Smith, WR-KR 1989-90	0	1	0	-	0	-	0	6
Jimmy Spencer, CB 1996-97	0	0	1	-	0	-	0	6
Mill Stegall, WR-KR 1992-94	0	1	0	-	0	-	0	6
Tony Stewart, TE 2002-04	0	1	0	0	0	-	0	6
Eric Thomas, CB 1987-92	0	0	1	-	0	-	0	6
Melvin Tuten, T 1995-96	0	1	0	-	0	-	0	6
Fernando Vinson, S 1991-94	0	0	1	-	0	-	0	6
Stepfret Williams, WR 1998	0	1	0	-	0	-	0	6
Alfred Williams, DE 1991-94	0	0	0	-	0	-	2	4
Ross Browner, DE 1978-86	0	0	0	1	0	-	1	3
Coy Bacon, DE 1976-77	0	0	0	-	0	-	1	2
Gary Burley, DE 1976-83	0	0	0	-	0	-	1	2
Ron Carpenter, DT-DE 1970-76	0	0	0	-	0	-	1	2
Alex Gordon, LB 1991-93	0	0	0	-	0	-	1	2
Paul Justin, CB 1998	0	0	0	-	1	-	0	2
Scott Schutt, LB 1987	0	0	0	-	0	-	1	2
Sherman White, DE 1972-75	0	0	0	-	0	-	1	2
Sandro Vilello, K 1980	0	0	0	1	0	0	0	1
Kenny Watson, RB 2003-04	0	1	0	-	0	-	0	6
Madiou Williams, S-CB 2004	0	0	1	-	0	-	0	6

PARRISH HITS PAYDIRT

The only Bengals player ever to score two touchdowns in a game on returns and/or recoveries is **Lemar Parrish** — and he did it three times.

Parrish, a Bengals cornerback and kick returner from 1970-77, scored two TDs on Nov. 8, 1970 at Buffalo (95-yard kickoff return and 83-yard return of a blocked FG attempt); on Dec. 17, 1972 at Houston (25-yard interception return and 33-yard interception return); and on Oct. 6, 1974 vs. Washington (90-yard punt return and 47-yard fumble return).

BENGALS ALL-TIME INTERCEPTION STATISTICS

Players active with Bengals as of July 10, 2005, are listed in bold.

PLAYER	INT	TD	PLAYER	INT	TD
Ken Riley, CB 1969-83	65	5	Madieu Williams, S-CB 2004	3	1
Louis Breeden CB, 1978-87	33	2	Carl Zander, LB 1985-91	3	0
David Fulcher, SS 1986-92	31	2	Ken Avery, LB 1969-74	2	0
Lemar Parrish, CB 1970-77	25	4	Rogers Beckett, SS 2003-04	2	0
Tommy Casanova, FS 1972-77	17	2	Chris Carter, SS-FS 2000-01	2	0
Reggie Williams, LB 1976-89	16	1	Mike Fuller, FS 1981-82	2	0
Al Beauchamp, LB 1968-75	15	2	Harry Gunner, DE 1968-69	2	1
Robert Jackson, FS 1981-87, 89	15	2	Roger Jones, CB 1994-96	2	1
Eric Thomas, CB 1987-92	15	1	Joe Kelly, LB 1986-89	2	0
Ray Horton, CB 1983-88	14	2	Alonzo Mitz, DE 1991-92	2	0
Ashley Ambrose, CB 1996-98	13	1	Melvin Morgan, CB 1976-78	2	0
Marvin Cobb, FS 1975-79	13	1	Mitchell Price, CB 1990-93	2	0
Tory James, CB 2003-04	12	0	Mark Roman, CB-FS 2000-03	2	0
James Francis, LB 1990-98	11	3	John Simmons, CB 1981-86	2	1
Ray Griffin, CB 1978-84	11	3	Daryl Smith, CB 1987-88	2	0
Dick Jauron, FS 1978-81	11	1	Justin Smith, DE 2001-04	2	0
Corey Sawyer, CB 1994-98	11	1	Jimmy Turner, CB 1983-86	2	0
Darryl Williams, FS 1992-95, 2000-01	11	2	Leon White, LB 1986-91	2	0
Barney Bussey, SS 1986-92	10	0	Sheldon White, CB 1993	2	0
Jim LeClair, LB 1972-83	10	0	Solomon Wilcotts, FS 1987-90	2	0
Bill Bergey, LB 1969-73	9	0	Robert Bean, CB 2000-01	1	0
Lewis Billups, CB 1986-91	9	0	Myron Bell, SS 1998-99	1	0
James Griffin, FS 1983-85	9	3	Roosevelt Blackmon, CB 1998-99	1	0
Artrell Hawkins, CB 1998-2003	9	1	Greg Bright, FS 1980-81	1	0
Bernard Jackson, FS 1972-76	9	0	Jim Browner, FS 1979-80	1	0
Bobby Kemp, SS 1981-86	9	0	Ross Browner, DE 1978-86	1	0
Fletcher Smith, CB-S 1968-71	9	0	Richard Carey, CB 1989	1	0
Bo Harris, LB 1975-82	7	1	Al Coleman, FS 1969-71	1	0
Brian Simmons, LB 1998-2004	7	2	Ricky Davis, FS 1975	1	0
Steve Tovar, LB 1993-97	7	0	Chris Devlin, LB 1975-78	1	0
Rickey Dixon, FS 1988-92	6	0	Tom Dinkel, LB 1978-83, 85	1	0
Rod Jones, CB 1990-96	6	0	Gerald Dixon, LB 1996-97	1	0
Kevin Kaesviharn, CB-FS 2001-04	6	0	Eddie Edwards, DE 1977-88	1	0
Jimmy Spencer, CB 1996-97	6	0	Richard Fain, CB 1991	1	0
Bracey Walker, SS 1994-96	6	0	Steve Foley, LB 1998-2002	1	0
Mike Brim, CB 1993-95	5	1	Robert Geathers, DE 2004	1	1
Glenn Cameron, LB 1975-85	5	0	Oliver Gibson, DT 1999-2003	1	0
Neal Craig, FS 1971-73	5	1	David Grant, DE 1988-91	1	0
Bobby Hunt, FS 1968-69	5	0	John Guillory, DB 1969-70	1	0
Bill Peterson, LB 1968-72	5	0	Sherill Headrick, LB 1968	1	0
Takeo Spikes, LB 1998-2002	5	1	Kim Herring, S 2004	1	0
Sandy Durko, FS 1970-72	4	0	Bryan Hicks, FS 1980-84	1	0
Greg Myers, FS 1996-99	4	0	Charlie King, CB 1968-69	1	1
Deltha O'Neal, CB 2004	4	1	Jeyon Langford, DE 1996-2001	1	0
Scott Perry, CB 1976-79	4	2	Tremain Mack, SS 1997-2000	1	0
Sam Shado, SS 1995-98	4	0	Ricardo McDonald, LB 1992-97	1	0
Doug Adams, LB 1971-74	3	0	Rob Niehoff, FS 1987	1	0
Leo Barker, LB 1984-91	3	0	Carl Powell, DE 2003-04	1	0
Jeff Burris, CB 2002-03	3	0	Ron Pritchard, LB 1972-77	1	0
Tom Carter, CB 1999-2001	3	0	Thomas Randolph, CB 1998	1	0
John Copeland, DE 1993-2000	3	0	Rick Razzano, LB 1980-84	1	0
Ken Dyer, FS 1969-71	3	0	Terrell Roberts, CB 2003-04	1	0
Kenny Graham, SS 1970	3	0	Adrian Ross, LB 1998-2003	1	0
Cory Hall, FS 1999-2002	3	0	Jeff Schuh, LB 1981-85	1	0
Rodney Heath, CB 1999-2001	3	1	Lamont Thompson, FS 2002	1	0
Louis Oliver, SS 1994	3	0	Leonard Wheeler, CB 1992-96	1	0
Bo Orlando, FS 1996-97	3	0	Wilson Whitley, DT 1977-82	1	0
Jess Phillips, FS 1968 (RB 1969-72)	3	0	Dan Wilkinson, DT 1994-97	1	0

BENGALS 100-YARD RUSHERS

DATE	OPP.	PLAYER	ATT	YDS	LG	TD	DATE	OPP.	PLAYER	ATT	YDS	LG	TD
10-27-68	@Oak.	Paul Robinson	17	159	87	1	9-17-89	Pitt.	James Brooks	20	113	16	1
11-3-68	Hou.	Paul Robinson	21	156	31	1	10-8-89	@Pitt.	James Brooks	17	127	65	2
11-10-68	K.C.	Paul Robinson	24	115	36	0	10-29-89	T.B.	James Brooks	17	131	41	1
11-17-68	@Mia.	Paul Robinson	22	134	54	3	11-13-89	@Hou.	James Brooks	19	141	58	1
10-4-69	@S.D.	Jess Phillips	13	103	49	0	11-26-89	@Buff.	James Brooks	20	105	30	0
11-2-69	Oak	Jess Phillips	15	120	83	1	11-18-90	Pitt.	James Brooks	20	105	21	0
11-30-69	@Buff.	Paul Robinson	24	117	17	0	12-23-90	Hou.	James Brooks	20	201	56	1
9-20-70	Oak.	Jess Phillips	15	130	76	1	9-8-91	Hou.	James Brooks	20	101	14	0
11-15-70	Cle.	Virgil Carter	9	110	73	0	9-15-91	@Cle.	James Brooks	18	111	25	0
11-22-70	Pitt.	Paul Robinson	18	119	24	1	10-13-91	@Dall.	Harold Green	12	124	75	1
9-19-71	Phil.	Essex Johnson	8	113	68	1	10-21-91	@Buff.	Harold Green	26	141	28	0
12-5-71	@Cle.	Essex Johnson	4	109	65	1	11-3-91	Cle.	Harold Green	24	135	29	0
10-29-72	Hou.	Doug Dressler	19	110	16	1	9-6-92	@Sea.	Harold Green	21	123	52	0
10-29-72	Hou.	Essex Johnson	16	103	19	1	9-20-92	@G.B.	Harold Green	21	101	15	0
9-23-73	Hou.	Essex Johnson	15	131	19	1	11-8-92	@Chi.	Harold Green	25	117	16	0
9-30-73	@S.D.	Essex Johnson	21	121	29	0	11-29-92	N.E.	Harold Green	16	116	34	0
10-14-73	Pitt.	Boobie Clark	28	112	11	1	12-20-92	Pitt.	Harold Green	31	190	53	1
10-21-73	K.C.	Boobie Clark	26	104	11	1	9-21-97	@Den.	Ki-Jana Carter	13	104	79	1
10-31-76	Cle.	Boobie Clark	21	100	24	2	11-2-97	S.D.	Corey Dillon	19	123	71	1
11-21-76	@K.C.	Archie Griffin	13	139	77	1	11-30-97	@Phil.	Corey Dillon	19	114	37	0
10-23-77	Den.	Pete Johnson	16	108	65	1	12-4-97	Tenn.	Corey Dillon	39	246	59	4
11-5-78	@S.D.	Deacon Turner	16	116	58	0	12-14-97	Dall.	Corey Dillon	26	127	14	1
12-17-78	Cle.	Pete Johnson	27	160	25	1	9-27-98	@Balt.	Corey Dillon	25	116	14	0
10-28-79	Phil.	Archie Griffin	6	103	63	0	10-18-98	@Tenn.	Corey Dillon	14	124	66	1
11-18-79	@Hou.	Pete Johnson	14	113	35	1	11-1-98	Den.	Corey Dillon	35	110	27	0
11-25-79	St. L.	Archie Griffin	17	105	36	0	11-29-98	Jax.	Corey Dillon	16	107	61	0
10-19-80	Minn.	Pete Johnson	26	115	25	1	9-26-99	@Car.	Corey Dillon	20	113	30	0
11-30-80	@K.C.	Pete Johnson	17	112	57	1	10-10-99	@Cle.	Corey Dillon	28	168	38	0
12-7-80	Balt.	Pete Johnson	32	118	9	2	11-28-99	@Pitt.	Corey Dillon	23	120	20	0
12-14-80	@Chi.	Pete Johnson	28	134	18	1	12-5-99	S.F.	Corey Dillon	25	133	27	1
11-1-81	Hou.	Pete Johnson	26	114	15	1	12-12-99	Cle.	Corey Dillon	28	192	50	3
11-29-81	@Cle.	Pete Johnson	21	105	18	2	10-1-00	Mia.	Corey Dillon	22	110	19	0
11-28-82	L.A. Raiders	Pete Johnson	23	129	19	1	10-22-00	Den.	Corey Dillon	22	278	65	2
10-30-83	G.B.	Pete Johnson	26	112	11	2	10-29-00	@Cle.	Corey Dillon	27	137	25	1
11-20-83	Hou.	Pete Johnson	30	137	15	2	11-26-00	Pitt.	Corey Dillon	23	128	20	2
12-4-83	@Pitt.	Pete Johnson	38	126	16	2	12-3-00	Ariz.	Corey Dillon	35	216	57	1
12-11-83	Det.	Pete Johnson	26	118	16	2	9-9-01	N.E.	Corey Dillon	24	104	40	1
11-18-84	Sea.	Larry Kinnebrew	22	119	12	0	10-14-01	Cle.	Corey Dillon	31	140	25	1
9-8-85	Sea.	Larry Kinnebrew	18	101	16	1	10-28-01	@Det.	Corey Dillon	27	184	96	2
9-30-85	@Pitt.	James Brooks	18	133	32	2	12-23-01	@Balt.	Corey Dillon	24	127	19	0
11-3-85	@Buff.	Larry Kinnebrew	30	128	10	1	9-15-02	@Cle.	Corey Dillon	22	108	14	0
12-8-85	Dall.	James Brooks	13	109	32	2	10-6-02	@Ind.	Corey Dillon	23	164	67	2
9-18-86	@Cle.	James Brooks	14	118	53	0	10-27-02	Tenn.	Corey Dillon	30	138	31	1
10-19-86	Hou.	James Brooks	18	133	24	2	11-10-02	@Balt.	Corey Dillon	21	102	19	0
11-2-86	@Det.	James Brooks	15	120	55	0	12-22-02	N.O.	Corey Dillon	18	126	26	0
12-7-86	@N.E.	James Brooks	18	163	56	1	10-26-03	Sea.	Rudi Johnson	27	101	18	1
12-7-86	@N.E.	Stanley Wilson	16	120	58	1	11-9-03	Hou.	Rudi Johnson	43	182	21	2
10-11-87	@Sea.	Marc Logan	16	103	30	1	11-16-03	K.C.	Rudi Johnson	22	165	54	0
11-15-87	@Atl.	Larry Kinnebrew	27	100	17	1	11-23-03	@S.D.	Corey Dillon	18	108	39	0
10-9-88	NYJ	Ickey Woods	30	139	21	2	12-14-03	S.F.	Rudi Johnson	21	174	49	2
10-23-88	Hou.	James Brooks	16	102	18	3	10-3-04	@Pitt.	Rudi Johnson	24	123	15	1
11-6-88	Pitt.	Ickey Woods	10	110	56	0	10-25-04	Den.	Rudi Johnson	24	119	36	1
11-20-88	@Dall.	James Brooks	16	148	51	1	11-14-04	@Wash.	Rudi Johnson	31	102	16	1
11-27-88	Buff.	Ickey Woods	26	129	17	3	11-28-04	Cle.	Rudi Johnson	26	202	52	2
12-4-88	S.D.	Ickey Woods	19	141	30	2	12-19-04	Buff.	Rudi Johnson	23	130	31	1
12-17-88	Wash.	Ickey Woods	18	115	24	0							

1000-YARD DUOS

Eight times in the Bengals' 37-year history the team has had both a 1000-yard rusher and a 1000-yard receiver in the same season:

Year	Rusher	Yds.	Receiver	Yds.
1981	Pete Johnson	1077	Cris Collinsworth	1009
1986	James Brooks	1087	Cris Collinsworth	1024
1988	Ickey Woods	1066	Eddie Brown	1273
1989	James Brooks	1239	Tim McGee	1211
1998	Corey Dillon	1130	Carl Pickens	1023
1999	Corey Dillon	1200	Darnay Scott	1022
2002	Corey Dillon	1311	Chad Johnson	1166
2004	Rudi Johnson	1454	Chad Johnson	1274

BENGALS 100-YARD RECEIVERS

DATE	OPP.	PLAYER	NO	YDS	LG	TD
9-15-68	Den.	Bob Trumphy	4	114	58	1
9-14-69	Mia.	Eric Crabtree	3	113	69	2
9-21-69	S.D.	Bob Trumphy	3	118	78	1
9-28-69	K.C.	Bob Trumphy	4	100	80	1
10-12-69	NYJ	Eric Crabtree	6	133	35	1
10-19-69	Den.	Speedy Thomas	9	155	49	1
11-9-69	@Hou.	Bob Trumphy	5	159	70	3
11-9-69	@Hou.	Eric Crabtree	5	117	70	1
12-14-69	@Den.	Speedy Thomas	7	177	62	1
9-19-71	Phil.	Speedy Thomas	4	122	90	1
11-14-71	@Den.	Bruce Coslet	5	102	71	1
12-9-72	Cle.	Chip Myers	8	116	18	0
9-30-73	@S.D.	Essex Johnson	2	116	78	2
10-21-73	K.C.	Isaac Curtis	8	106	21	0
12-9-73	Cle.	Isaac Curtis	5	117	70	3
12-16-73	@Hou.	Isaac Curtis	2	144	77	2
9-15-74	Cle.	Isaac Curtis	5	117	49	1
11-3-74	@Balt.	Isaac Curtis	5	166	77	2
9-21-75	Cle.	Isaac Curtis	6	127	50	1
11-2-75	Pitt.	Charlie Joiner	5	114	34	1
11-17-75	Buf.	Isaac Curtis	7	139	55	0
11-17-75	Hou.	Chip Myers	7	108	30	0
11-23-75	@Cle.	Charlie Joiner	7	200	51	0
10-31-76	Cle.	Isaac Curtis	6	116	69	1
11-14-76	Hou.	Isaac Curtis	4	116	54	1
12-6-76	@Oak.	John McDaniel	9	201	46	1
9-25-77	Sea.	Isaac Curtis	3	100	54	1
11-13-77	@Minn.	Billy Brooks	7	198	94	1
12-10-77	Pitt.	Billy Brooks	6	166	57	0
10-29-78	Hou.	Isaac Curtis	4	130	57	1
11-13-78	Oak.	Isaac Curtis	7	101	25	1
12-17-78	Cle.	Isaac Curtis	7	138	43	0
9-9-79	@Buf.	Billy Brooks	6	156	73	1
9-30-79	@Dall.	Don Bass	8	108	21	1
10-21-79	@Cle.	Don Bass	5	100	50	1
10-21-79	@Cle.	Isaac Curtis	6	108	49	1
11-4-79	@Balt.	Isaac Curtis	5	144	67	3
11-4-79	@Balt.	Dan Ross	5	102	41	0
12-2-79	@Pitt.	Isaac Curtis	5	119	32	2
10-19-80	Minn.	Don Bass	7	110	55	1
12-7-80	Balt.	Isaac Curtis	7	176	67	1
9-13-81	@NYJ	Isaac Curtis	5	108	42	0
9-27-81	Buf.	Cris Collinsworth	10	111	23	1
10-11-81	@Balt.	Dan Ross	7	106	36	1
11-8-81	@S.D.	Isaac Curtis	8	147	68	1
11-22-81	Den.	Dan Ross	7	123	37	0
12-20-81	@Atl.	Cris Collinsworth	5	128	74	1
9-19-82	@Pitt.	Cris Collinsworth	9	144	35	0
12-20-82	@S.D.	Cris Collinsworth	9	156	49	1
1-2-83	@Hou.	Dan Ross	9	101	18	1
10-2-83	Balt.	Cris Collinsworth	9	206	63	1
10-16-83	@Den.	Cris Collinsworth	7	149	48	0
11-13-83	@K.C.	Cris Collinsworth	7	118	32	1
11-28-83	@Mia.	Isaac Curtis	4	114	80	1
11-28-83	@Mia.	Cris Collinsworth	8	127	48	0
12-17-83	@Minn.	Steve Kreider	9	109	21	0
9-2-84	@Den.	Cris Collinsworth	10	141	24	0
9-16-84	@NYJ	M.L. Harris	4	148	80	1
11-25-84	Arl.	Cris Collinsworth	6	134	57	2
9-8-85	Sea.	Cris Collinsworth	4	101	71	0
9-15-85	@St.L.	Eddie Brown	5	106	44	1
9-22-85	S.D.	Cris Collinsworth	10	161	26	2
10-20-85	@Hou.	Eddie Brown	7	124	39	1
11-10-85	Cle.	Cris Collinsworth	8	135	27	0
12-8-85	Dallas	Cris Collinsworth	7	123	58	1
12-22-85	@N.E.	Eddie Brown	5	129	44	1
9-28-86	Chi.	Cris Collinsworth	6	115	43	0
11-9-86	@Hou.	Eddie Brown	9	132	26	0
11-30-86	@Den.	Cris Collinsworth	8	138	46	2
12-7-86	@N.E.	James Brooks	6	101	30	0
12-21-86	NYJ	Rodney Holman	6	129	34	1
11-1-87	Hou.	James Brooks	6	103	46	0
11-1-87	Hou.	Cris Collinsworth	8	121	22	0
11-8-87	Mia.	Eddie Brown	8	105	21	0
11-22-87	Pitt.	Tim McGee	8	139	49	0
12-13-87	@Cle.	Tim McGee	4	117	44	0
12-27-87	@Hou.	Cris Collinsworth	4	119	53	0

DATE	OPP.	PLAYER	NO	YDS	LG	TD
9-4-88	Phoe.	Eddie Brown	6	143	61	1
9-11-88	@Phil.	Tim McGee	4	114	78	2
9-25-88	Cle.	Eddie Brown	4	127	46	0
10-9-88	NYJ	Eddie Brown	5	103	60	2
11-6-88	Pitt.	Eddie Brown	7	216	86	2
12-17-88	Wash.	Eddie Brown	2	115	69	1
9-17-89	Pitt.	Tim McGee	6	100	27	0
10-29-89	T.B.	Tim McGee	5	127	46	2
11-19-89	Den.	Tim McGee	11	194	55	1
12-10-89	Sea.	Tim McGee	7	109	23	1
12-17-89	Hou.	Eddie Brown	6	107	35	2
12-17-89	Hou.	Tim McGee	6	147	74	1
12-25-89	@Minn.	Eddie Brown	6	109	34	1
9-16-90	@S.D.	Eddie Brown	10	178	30	2
9-23-90	N.E.	Tim McGee	6	163	52	0
10-7-90	@L.A. Rams	James Brooks	7	109	30	0
10-7-90	@L.A. Rams	Rodney Holman	10	161	27	2
10-7-90	@L.A. Rams	Tim McGee	8	142	32	0
10-6-91	Sea.	Eddie Brown	7	117	43	0
11-10-91	Pitt.	Tim McGee	3	101	52	0
9-26-93	Sea.	Tony McGee	7	102	37	0
10-24-93	@Hou.	Carl Pickens	7	127	36	0
10-30-94	Dall.	Darnay Scott	4	155	67	2
11-6-94	@Sea.	Darnay Scott	7	157	76	0
11-13-94	Hou.	Carl Pickens	11	188	50	3
11-20-94	Ind.	Carl Pickens	6	103	53	0
11-27-94	@Den.	Carl Pickens	6	132	70	1
12-4-94	Pitt.	Carl Pickens	4	105	56	1
12-24-94	Phil.	Carl Pickens	9	135	51	1
9-3-95	@Ind.	Tony McGee	6	118	41	0
10-9-95	Jax.	Carl Pickens	5	102	68	1
9-24-95	Hou.	Tony McGee	8	109	35	1
9-24-95	Hou.	Darnay Scott	4	125	56	1
10-1-95	Mia.	Carl Pickens	9	117	44	3
10-19-95	@Pitt.	Carl Pickens	8	108	41	1
11-12-95	@Hou.	Carl Pickens	7	108	30	2
11-19-95	Pitt.	Carl Pickens	8	129	26	1
11-10-96	Pitt.	Carl Pickens	12	103	21	0
11-24-96	All.	Carl Pickens	11	176	61	3
12-1-96	@Jax.	Carl Pickens	7	109	26	3
12-8-96	Balt.	Darnay Scott	8	103	27	0
9-21-97	@Den.	Carl Pickens	8	125	48	0
11-30-97	@Phil.	James Hundon	5	118	52	2
12-14-97	Dall.	Darnay Scott	4	112	48	1
12-21-97	Balt.	Darnay Scott	6	129	77	1
9-13-98	@Det.	Darnay Scott	5	130	70	2
9-27-98	@Balt.	Carl Pickens	7	120	67	2
10-11-98	Pitt.	Carl Pickens	13	204	50	1
12-20-98	@Pitt.	Brandon Bennett	3	119	55	0
12-20-98	@Pitt.	Darnay Scott	7	152	61	1
10-10-99	@Cle.	Darnay Scott	8	110	19	0
11-7-99	@Sea.	Carl Pickens	4	104	75	1
11-28-99	@Pitt.	Darnay Scott	4	123	76	1
12-5-99	S.F.	Carl Pickens	7	107	37	2
12-17-00	Jax.	Danny Farmer	5	102	38	0
9-9-01	N.E.	Darnay Scott	5	104	34	0
12-30-01	Pitt.	Peter Warrick	10	109	20	0
12-30-01	Pitt.	Darnay Scott	7	113	49	0
1-6-02	@Tenn.	Darnay Scott	9	152	39	0
11-10-02	@Balt.	Chad Johnson	7	110	39	1
11-17-02	Cle.	Chad Johnson	4	103	72	1
11-24-02	@Pitt.	Chad Johnson	7	152	55	0
12-8-02	@Car.	Chad Johnson	6	114	32	0
12-29-02	@Buf.	Chad Johnson	6	123	50	0
9-14-03	@Oak.	Chad Johnson	8	131	34	0
9-14-03	@Oak.	Peter Warrick	8	109	30	0
10-19-03	Balt.	Chad Johnson	5	130	82	1
11-16-03	K.C.	Peter Warrick	6	114	77	1
11-23-03	@S.D.	Chad Johnson	10	107	22	3
11-30-03	@Pitt.	Chad Johnson	6	117	58	1
12-21-03	@St.L.	Chad Johnson	7	115	47	0
9-26-04	Balt.	T.J. Houshmandzadeh	7	116	22	0
10-25-04	Den.	Chad Johnson	7	149	50	1
11-28-04	Cle.	Chad Johnson	10	117	46	1
12-5-04	@Balt.	T.J. Houshmandzadeh	10	171	34	1
12-5-04	@Balt.	Chad Johnson	10	161	51	2
12-12-04	@N.E.	T.J. Houshmandzadeh	12	145	33	0

BENGALS 300-YARD PASSERS

DATE	OPP.	PLAYER	ATT	CMP	YDS	TD	LG	INT
9-21-69	S.D.	Greg Cook	22	14	327	3	78	1
10-27-74	Hou.	Ken Anderson	44	30	352	3	37	1
11-2-75	Pitt.	Ken Anderson	42	19	331	3	35	3
11-17-75	Buff.	Ken Anderson	46	30	447	2	55	0
12-10-77	Pitt.	Ken Anderson	33	15	303	1	57	1
11-13-78	Oak	Ken Anderson	50	30	388	2	34	4
10-21-79	@Cle.	Ken Anderson	32	20	318	2	50	0
11-4-79	@Balt.	Ken Anderson	28	17	320	3	67	2
9-27-81	Buff.	Ken Anderson	40	28	328	3	23	0
10-18-81	Pitt.	Ken Anderson	28	16	346	2	73	0
11-22-81	Den.	Ken Anderson	37	25	396	3	65	0
9-12-82	Hou.	Ken Anderson	40	29	354	2	50	0
9-19-82	@Pitt.	Ken Anderson	38	27	323	0	35	3
12-20-82	@S.D.	Ken Anderson	56	40	416	2	49	1
1-2-83	@Hou.	Ken Anderson	31	27	323	2	44	0
10-2-83	Balt.	Ken Anderson	31	21	330	3	63	3
11-28-83	@Mia.	Ken Anderson	36	23	342	1	80	2
9-2-84	@Den.	Ken Anderson	49	25	323	0	28	1
9-9-84	K.C.	Ken Anderson	37	24	310	0	35	0
9-16-84	@NYJ	Ken Anderson	22	16	316	2	80	4
9-22-85	S.D.	Boomer Esiason	44	26	320	3	26	2
10-20-85	@Hou.	Boomer Esiason	52	30	381	3	39	3
12-1-85	Hou.	Boomer Esiason	24	18	320	3	64	0
12-15-85	@Wash.	Boomer Esiason	39	22	357	2	56	2
11-16-86	Sea.	Boomer Esiason	33	22	334	1	57	1
11-30-86	@Den.	Boomer Esiason	30	21	306	2	46	1
12-21-86	NYJ	Boomer Esiason	30	23	425	5	49	1
10-25-87	@Pitt.	Boomer Esiason	32	20	303	2	43	2
11-1-87	Hou.	Boomer Esiason	41	26	387	2	47	2
11-22-87	Pitt.	Boomer Esiason	53	30	409	0	49	3
12-6-87	K.C.	Boomer Esiason	44	28	368	2	26	0
12-13-87	@Cle.	Boomer Esiason	39	22	361	1	54	2
9-11-88	@Phil.	Boomer Esiason	32	20	363	4	78	1
10-2-88	@L.A. Raiders	Boomer Esiason	28	21	332	3	37	0
11-6-88	Pitt.	Boomer Esiason	23	16	318	3	86	2
9-17-89	Pitt.	Boomer Esiason	27	16	328	2	45	0
11-19-89	Det.	Boomer Esiason	39	30	399	3	55	1
12-17-89	Hou.	Boomer Esiason	27	20	326	4	74	0
12-25-89	@Minn.	Boomer Esiason	54	31	367	3	65	3
10-7-90	@L.A. Rams	Boomer Esiason	45	31	490	3	32	0
11-10-91	Pitt.	Boomer Esiason	43	32	361	1	52	1
12-22-91	N.E.	Boomer Esiason	40	20	333	3	53	0
11-6-94	@Sea.	Jeff Blake	43	31	387	0	76	1
11-13-94	Hou.	Jeff Blake	33	23	354	4	50	0
9-24-95	Hou.	Jeff Blake	46	24	356	3	56	0
11-24-96	Atl.	Jeff Blake	36	21	349	4	61	0
12-1-96	@Jax.	Jeff Blake	39	23	313	3	48	2
9-7-97	@Balt.	Jeff Blake	45	25	317	1	36	2
11-30-97	@Phil.	Boomer Esiason	47	27	378	4	52	1
9-13-98	@Det.	Neil O'Donnell	36	25	303	2	70	0
12-20-98	@Pitt.	Jeff Blake	36	20	367	1	61	1
12-5-99	S.F.	Jeff Blake	30	21	334	4	58	0
11-11-01	@Jax.	Jon Kitna	48	28	303	0	32	1
12-30-01	Pitt.	Jon Kitna	68	35	411	2	49	1
1-6-02	@Tenn.	Jon Kitna	47	28	340	0	39	1
12-1-02	Balt.	Jon Kitna	46	30	308	2	35	1
9-14-03	@Oak	Jon Kitna	41	25	303	1	34	2
9-26-04	Balt.	Carson Palmer	52	25	316	0	23	3
12-5-04	@Balt.	Carson Palmer	36	29	382	3	51	1

GO LONG ... REAL LONG

The Bengals record book shows two pass plays of 90 or more yards:

- QB **Ken Anderson** hooked up with WR **Billy Brooks** for a team-record 94-yarder for a touchdown Nov. 13, 1977 at Minnesota.
- QB **Virgil Carter** connected with WR **Speedy Thomas** for a 90-yard TD strike on Sept. 19, 1971 vs. Philadelphia at Riverfront Stadium.

BENGALS LAST TIMES

BENGALS RETURNED KICKOFF FOR TOUCHDOWN:

Nov. 10, 2002 at Baltimore — Brandon Bennett, 94 yds.

OPPONENT RETURNED KICKOFF FOR TOUCHDOWN:

Oct. 13, 2002 vs. Pittsburgh — Antwaan Randle El, 99 yds.

BENGALS RETURNED PUNT FOR TOUCHDOWN:

Nov. 16, 2003 vs. Kansas City — Peter Warrick, 68 yds.

OPPONENT RETURNED PUNT FOR TOUCHDOWN:

Dec. 8, 2002 at Carolina — Steve Smith, 87 yds. & 61 yds.

BENGALS RETURNED INTERCEPTION FOR TOUCHDOWN:

Jan. 2, 2005 at Philadelphia — Robert Geathers, 36 yds.

OPPONENT RETURNED INTERCEPTION FOR TOUCHDOWN:

Dec. 19, 2004 vs. Buffalo — Takeo Spikes, 62 yds.

BENGALS RECOVERED OPPONENT'S FUMBLE IN END ZONE FOR TOUCHDOWN:

Nov. 16, 1986 vs. Seattle — Eddie Edwards

BENGALS RETURNED OPPONENT'S FUMBLE FOR TOUCHDOWN:

Oct. 17, 2004 at Cleveland — Kevin Kaesviharn, 3 yds.

OPPONENT RECOVERED BENGALS FUMBLE IN END ZONE FOR TOUCHDOWN:

Dec. 8, 2002 at Carolina — Al Wallace recovered Jon Kitna fumble

OPPONENT RETURNED BENGALS FUMBLE FOR TOUCHDOWN:

Sept. 12, 2004 at N.Y. Jets — Donnie Abraham, 46 yds.

BENGALS BLOCKED A PUNT:

Nov. 12, 1995 at Houston — Darryl Williams blocked Rich Camarillo punt (safety)

BENGALS RETURNED BLOCKED PUNT FOR TOUCHDOWN:

Nov. 19, 1989 vs. Detroit — Barney Bussey recovered ball in end zone after Eric Thomas blocked Jim Arnold punt

OPPONENT BLOCKED A PUNT:

Dec. 19, 2004 vs. Buffalo — Jason Peters blocked Kyle Larson punt (Peters recovered ball in end zone for TD)

OPPONENT RETURNED BLOCKED PUNT FOR TOUCHDOWN:

Dec. 19, 2004 vs. Buffalo — Jason Peters blocked Kyle Larson punt and recovered ball in end zone for TD

BENGALS BLOCKED FIELD GOAL ATTEMPT:

Oct. 26, 2003 vs. Seattle — John Thornton blocked Josh Brown's 49-yd. FG attempt

BENGALS RETURNED BLOCKED FIELD GOAL ATTEMPT FOR TOUCHDOWN:

Nov. 8, 1970 at Buffalo — Lemar Parrish, 83 yds.

OPPONENT BLOCKED FIELD GOAL ATTEMPT:

Oct. 8, 2000 vs. Tennessee — John Thornton blocked Neil Rackers' 35-yd. FG attempt

OPPONENT RETURNED BLOCKED FIELD GOAL ATTEMPT FOR TOUCHDOWN:

Dec. 1, 1996 at Jacksonville — Mickey Washington, 65 yds.

BENGALS SCORED ON SAFETY:

Oct. 29, 2000 at Cleveland — Offensive holding penalty on Cleveland in own end zone (Vaughn Booker held by Roman Oben)

OPPONENT SCORED ON SAFETY:

Nov. 21, 2004 vs. Pittsburgh — Bengals QB Carson Palmer penalty (intentional grounding) in end zone

BENGALS WON SHUTOUT

Dec. 3, 1989 at Cleveland — 21-0 win

BENGALS LOST SHUTOUT

Dec. 23, 2001 at Baltimore — 16-0 loss

STREAKS TO REMEMBER

The Bengals record for consecutive made field goals is 13, first set by **Jim Breech** in 1990 and later tied by **Doug Pelfrey** in '93 and '95, and by **Shayne Graham** in 2004. But two other Bengals FG streaks are clearly worthy of note:

- While tying the record in 1995, Pelfrey also put together a streak of 19 made FGs in 20 attempts. His only miss among the 20 came on a try of 63 yards just before halftime Oct. 29 vs. Cleveland. Take away that low-percentage attempt, and Pelfrey would have a record-smashing Bengals streak of 19 straight FGs.

- Over the 1973-74 seasons, **Horst Muhlmann** knocked home 14 straight field goals. But three of the kicks came during a 1973 season playoff game against Miami, and postseason games form a separate category in record-keeping.

BENGALS LONGEST PLAYS

(Touchdowns unless noted otherwise)

1. 102 yds. — Louis Breeden — interception at San Diego, 11-8-81
- 102 yds. — Eric Bieniemy — KO return at N.Y. Giants, 10-26-97
- 102 yds. — Artrell Hawkins — interception at Houston, 11-3-02
4. 99 yds. — Tremain Mack — KO return vs. Tennessee, 11-14-99
5. 98 yds. — Stanford Jennings — KO return at Kansas City, 11-13-88
6. 97 yds. — Darryl Williams — interception vs. Pittsburgh, 11-7-93
- 97 yds. — Willie Shelby — KO return at Cleveland, 10-3-76
- 97 yds. — Tremain Mack — KO return at Baltimore, 9-27-98
9. 96 yds. — Ray Griffin — interception vs. San Diego, 11-11-79
- 96 yds. — Corey Dillon — rush at Detroit, 10-28-01
11. 95 yds. — Carl Pickens — punt return at Green Bay, 9-20-92
- 95 yds. — Lemar Parrish — KO return at Buffalo, 11-8-70
13. 94 yds. — Tim McGee — KO return vs. Minnesota, 10-23-86 (not a TD)
- 94 yds. — Ken Anderson to Billy Brooks — pass at Minnesota, 11-13-77
- 94 yds. — Brandon Bennett — KO return at Baltimore, 11-10-02
16. 93 yds. — Stanford Jennings — KO return vs. San Francisco, 1-22-89 (Super Bowl XXIII)
17. 90 yds. — Lemar Parrish — punt return vs. Washington, 10-6-74
- 90 yds. — Virgil Carter to Speedy Thomas — pass vs. Philadelphia, 9-19-71
- 90 yds. — David Dunn — KO return vs. Pittsburgh, 11-10-96
20. 88 yds. — Jeff Blake to Darnay Scott — pass at Seattle, 9-17-95

OPPONENTS LONGEST PLAYS

(Touchdowns unless noted otherwise)

1. 105 yds. — Mercury Morris (Miami) — KO return at Cincinnati, 9-14-69
2. 103 yds. — Bob Gresham (Houston) — KO return at Cincinnati, 9-23-73
3. 101 yds. — Derrick Mason (Tennessee) — KO return at Cincinnati, 11-18-01
4. 100 yds. — Max Anderson (Buffalo) — KO return at Cincinnati, 9-22-68
- 100 yds. — Jon Vaughn (New England) — KO return at Cincinnati, 12-20-92
6. 99 yds. — Antwaan Randle El (Pittsburgh) — KO return at Cincinnati, 10-13-02
- 99 yds. — Jeff Garcia to Andre' Davis — pass at Cleveland, 10-17-04
8. 98 yds. — Darrol Ray (N.Y. Jets) — interception at Cincinnati, 1-9-83 (playoff game)
- 98 yds. — Chad Williams (Baltimore) — interception at Cincinnati, 12-1-02
10. 97 yds. — Darren Lewis (Chicago) — KO return at Chicago, 11-8-92
11. 96 yds. — Carl Roaches (Houston) — KO return at Houston, 10-4-81
- 96 yds. — Bobby Humphrey (N.Y. Jets) — KO return at Cincinnati, 12-21-86
13. 95 yds. — Aaron Bailey (Indianapolis) — KO return at Cincinnati, 12-22-96
- 95 yds. — Lamont Brightful (Baltimore) — punt return at Baltimore, 11-10-02
15. 94 yds. — Herschel Walker (Philadelphia) — KO return at Cincinnati, 12-24-94
16. 93 yds. — Robert Lyles (Houston) — fumble return at Cincinnati, 10-19-86
17. 92 yds. — Billy Lefear (Cleveland) — KO return at Cleveland, 11-23-75 (not a TD)
- 92 yds. — Bo Jackson (L.A. Raiders) — rush at Los Angeles, 11-5-89
- 92 yds. — Eric Metcalf (Cleveland) — punt return at Cincinnati, 9-4-94
20. 91 yds. — Desmond Howard (Detroit) — KO return at Detroit, 10-28-01 (not a TD)

10 WINS, NO PLAYOFFS

The best Bengals team to miss out on postseason play was coach **Bill Johnson's** 1976 club, which went 10-4 but lost a tiebreaker to Pittsburgh for the AFC Central title. Only one Wild Card team made the playoffs from each conference at that time, and the berth went to an 11-3 New England club that lost a tiebreaker in the AFC East. One other Bengals team — the 1986 club — won 10 games (10-6) and failed to make the playoffs.

BENGALS OFFENSE & DEFENSE YEAR-BY-YEAR

OFFENSE

YEAR	PLAYS	FIRST		RUSH YDS	NET PASS YDS		TOTAL YDS	PTS
		DOWN	YDS		YDS	YDS		
1968	772	171	1807	1619	3426	215		
1969	728	172	1523	2345	3868	280		
1970	831	210	2057	1870	3927	312		
1971	867	236	2142	2124	4266	284		
1972	899	255	1996	2321	4317	299		
1973	871	252	2236	2276	4512	286		
1974	835	260	1978	2511	4489	283		
1975	966	295	1819	3241	5060	340		
1976	878	238	2109	2191	4300	335		
1977	904	248	1861	2333	4194	238		
1978	1034	271	2131	2741	4872	252		
1979	1049	289	2329	2310	4639	337		
1980	1060	283	2069	2815	4884	244		
1981	1078	361	1973	3995	5968	421		
1982	606	207	949	2339	3288	232		
1983	1036	327	2104	3183	5287	346		
1984	1081	339	2179	3301	5480	339		
1985	1062	344	2183	3717	5900	441		
1986	1046	348	2533	3957	6490	409		
1987	1045	319	2164	3213	5377	285		
1988	985	351	2710	3347	6057	448		
1989	1083	348	2483	3618	6101	404		
1990	943	277	2120	2943	5063	360		
1991	993	286	1811	3158	4969	263		
1992	934	248	1976	1943	3919	274		
1993	986	239	1511	2541	4052	187		
1994	990	267	1556	3236	4792	276		
1995	975	288	1439	3753	5192	349		
1996	1088	332	1793	3432	5225	372		
1997	1002	310	1966	3316	5282	355		
1998	979	271	1639	3185	4824	268		
1999	1039	293	2051	3226	5277	283		
2000	1001	254	2314	1946	4260	185		
2001	1071	294	1712	3088	4800	226		
2002	1054	315	1730	3476	5206	279		
2003	1038	313	1987	3342	5329	346		
2004	1004	286	1839	3301	5140	374		

DEFENSE

YEAR	PLAYS	FIRST		RUSH YDS	NET PASS YDS		TOTAL YDS	PTS
		DOWN	YDS		YDS	YDS		
1968	916	275	2097	2620	4717	329		
1969	935	278	2651	2686	5337	367		
1970	874	236	1543	2635	4178	255		
1971	811	213	1778	2128	3906	265		
1972	794	207	1815	1737	3552	229		
1973	840	219	1807	1898	3705	231		
1974	892	256	2152	1790	3942	259		
1975	889	241	2194	1729	3923	246		
1976	930	234	1912	1758	3670	210		
1977	901	253	1897	2227	4124	235		
1978	1036	269	2396	2236	4632	284		
1979	1052	334	2219	3692	5911	421		
1980	995	286	1680	3124	4804	312		
1981	1055	324	1881	3408	5289	304		
1982	551	170	850	2043	2893	177		
1983	973	276	1499	2828	4327	302		
1984	1034	322	1868	3391	5259	339		
1985	1019	337	1999	3664	5663	437		
1986	1051	336	2122	3152	5274	394		
1987	937	286	1641	3056	4697	370		
1988	1059	322	2048	3134	5182	329		
1989	997	280	2162	3135	5297	285		
1990	1010	308	2085	3520	5605	352		
1991	980	308	1662	3990	5652	435		
1992	1024	319	2007	3326	5333	364		
1993	1000	306	2220	2798	5018	319		
1994	1053	310	1906	3248	5154	406		
1995	1127	355	2104	4245	6349	374		
1996	1047	317	1643	3826	5469	369		
1997	1091	351	2223	3459	5682	405		
1998	992	310	2612	3151	5763	452		
1999	1011	316	1699	3798	5497	460		
2000	1068	307	1925	3562	5487	359		
2001	1013	281	1675	3157	4832	309		
2002	976	315	2003	3262	5265	456		
2003	999	320	2218	3402	5620	384		
2004	1031	303	2062	3303	5365	372		

BENGALS YEAR-BY-YEAR HOME & ROAD RECORDS

SEASON	HOME			ROAD			TOTAL		
	W	L	T	W	L	T	W	L	T
1968	2	5	0	1	6	0	3	11	0
1969	4	3	0	0	6	1	4	9	1
1970	5	2	0	3	4	0	8	6	0
1971	3	4	0	1	6	0	4	10	0
1972	4	3	0	4	3	0	8	6	0
1973	7	0	0	3	4	0	10	4	0
1974	4	3	0	3	4	0	7	7	0
1975	6	1	0	5	2	0	11	3	0
1976	6	1	0	4	3	0	10	4	0
1977	5	2	0	3	4	0	8	6	0
1978	3	5	0	1	7	0	4	12	0
1979	4	4	0	0	8	0	4	12	0
1980	3	5	0	3	5	0	6	10	0
1981	6	2	0	6	2	0	12	4	0
1982	4	0	0	3	2	0	7	2	0
1983	4	4	0	3	5	0	7	9	0
1984	5	3	0	3	5	0	8	8	0
1985	5	3	0	2	6	0	7	9	0
1986	6	2	0	4	4	0	10	6	0

SEASON	HOME			ROAD			TOTAL		
	W	L	T	W	L	T	W	L	T
1987	1	7	0	3	4	0	4	11	0
1988	8	0	0	4	4	0	12	4	0
1989	5	3	0	3	5	0	8	8	0
1990	5	3	0	4	4	0	9	7	0
1991	3	5	0	0	8	0	3	13	0
1992	3	5	0	2	6	0	5	11	0
1993	3	5	0	0	8	0	3	13	0
1994	2	6	0	1	7	0	3	13	0
1995	3	5	0	4	4	0	7	9	0
1996	6	2	0	2	6	0	8	8	0
1997	6	2	0	1	7	0	7	9	0
1998	1	7	0	2	6	0	3	13	0
1999	2	6	0	2	6	0	4	12	0
2000	3	5	0	1	7	0	4	12	0
2001	4	4	0	2	6	0	6	10	0
2002	1	7	0	1	7	0	2	14	0
2003	5	3	0	3	5	0	8	8	0
2004	5	3	0	3	5	0	8	8	0
TOTALS	152	130	0	90	191	1	242	321	1

BENGALS STADIUM FIRSTS & LASTS

NIPPERT STADIUM (1968-69)

First Preseason Game: Aug. 3, 1968

Final Score: Kansas City 38, Bengals 14; **Attendance:** 21,682

First Regular-Season Game: Sept. 15, 1968

Final Score: Bengals 24, Denver 10; **Attendance:** 25,049

First Bengals Scoring Play: Dale Livingston 49-yard FG
(12:02 left in 3rd quarter)

First Bengals TD: Bob Trumpy 58-yard pass from John Stofa
(8:58 left in 3rd quarter)

First Opp. Scoring Play: Bob Humphreys 33-yard FG
(3:07 left in 3rd quarter)

First Opp. TD: Eric Crabtree 5-yard pass from Jim Leclair (11:57 left in 4th quarter)

Last Regular-Season Game: Nov. 16, 1969

Final Score: Boston 25, Bengals 14; **Attendance:** 25,913

Last Bengals Scoring Play: Jess Phillips 4-yard TD run; Horst Muhlmann PAT kick (13:10 left in 4th quarter)

Last Opp. Scoring Play: Gino Cappelletti 43-yard FG (7:58 left in 3rd quarter)

Last Opp. TD: Charley Frazier 6-yard pass from Mike Taliaferro; Gino Cappelletti PAT kick (1:24 left in 1st quarter)

Bengals' Total W-L Record at Nippert (Regular Season): 6-8-0 (.429)

Largest Crowd at Nippert: 28,642 on Sept. 29, 1968 — San Diego 31, Bengals 10



Photo courtesy Univ. of Cincinnati

RIVERFRONT STADIUM/CINERGY FIELD (1970-99)

(Note: Stadium was called Riverfront Stadium from 1970-95 and was renamed Cinergy Field in 1996.)

First Preseason Game: Aug. 8, 1970

Final Score: Bengals 27, Washington 12; **Attendance:** 52,299

First Regular-Season Game: Sept. 20, 1970

Final Score: Bengals 31, Oakland 21; **Attendance:** 56,616

First Bengals Scoring Play: Sam Wyche 5-yard TD run
(13:08 left in 1st quarter)

First Opp. Scoring Play: Fred Biletnikoff 20-yard TD pass from
Daryle Lamonica (0:30 left in 1st quarter)

Last Regular-Season Game: Dec. 12, 1999

Final Score: Bengals 44, Cleveland 28; **Attendance:** 59,972

Last Bengals Scoring Play: Darnay Scott 52-yard TD pass from Jeff Blake; Doug Pelfrey PAT kick
(3:15 left in 3rd quarter)

Last Opp. Scoring Play: Darrin Chiaverini 19-yard TD pass from Ty Detmer; Phil Dawson PAT kick (0:49 left in 4th quarter)

Bengals' Total W-L Record at Riverfront/Cinergy (Regular Season): 128-100-0 (.561)

Largest Crowd at Riverfront/Cinergy: 60,284 on Oct. 17, 1971 — Cleveland 27, Bengals 24



PAUL BROWN STADIUM (2000-PRESENT)

First Preseason Game: Aug. 19, 2000

Final Score: Bengals 24, Chicago 20; **Attendance:** 56,180

First Regular-Season Game: Sept. 10, 2000

Final Score: Cleveland 24, Bengals 7; **Attendance:** 64,006

First Bengals Scoring Play: Ron Dugans 4-yard TD pass from
Akili Smith (14:33 left in 2nd quarter)

First Opp. Scoring Play: Travis Prentice 16-yard TD run (3:43
left in 1st quarter)

Bengals' Total W-L Record at Paul Brown Stadium (Regular Season): 18-22-0 (.450)

Largest Crowd at Paul Brown Stadium: 65,806 on Monday night, Oct. 25, 2004 — Bengals 23, Denver 10



BENGALS TOUGH IN OVERTIME

The Bengals are among the NFL's elite teams in regular-season overtime games, with a 14-9-0 record and .609 winning percentage.

Only Buffalo (.654), Pittsburgh (.640), Washington (.620) and Baltimore (.611) have better overtime winning percentages. The Bills have a 17-9-0 mark, the Steelers are 15-8-2, the Redskins are 15-9-1, and the Ravens are 5-3-1.

The Bengals rank tied for 8th in the NFL in most total overtime victories.

Former Bengals kicker Jim Breech kicked nine winning field goals in overtime, never missing one in an extra period. He shares the NFL record for most game-winning kicks in OT with Steve Christie.

Overtime for regular-season games was instituted in the NFL in 1974.

Listed below is the Bengals' overtime history. Times listed are time left in the overtime period, and the home team is listed in CAPS.

Oct. 30, 1977 — CINCINNATI 13, Houston 10. Bengals win toss. Chris Bahr kicks 22-yard field goal at 9:09.

Sept. 10, 1978 — CLEVELAND 13, Cincinnati 10. Browns win toss. Larry Collins returns kickoff 41 yards to Browns' 47. Don Cockroft kicks 27-yard FG at 10:30.

Sept. 23, 1979 — Houston 30, Cincinnati 27. Bengals' longest overtime game. Oilers win toss. Houston punts. Chris Bahr's 32-yard field goal attempt is wide right at 8:05. Cliff Parsley's punt downed on Bengals' 5. Pat McNally punts and Rich Elender returns to Bengals' 42. Toni Fritsch's third-down, 29-yard field goal attempt hits left upright and bounces through with only 0:32 remaining.

Dec. 14, 1980 — Cincinnati 17, CHICAGO 14. Bengals win toss. Jim Breech kicks 28-yard field goal with 10:37 left.

Sept. 27, 1981 — CINCINNATI 27, Buffalo 24. Bills win toss. Greg Carter punts into end zone for touchback. Bengals drive to Bills' 10. Jim Breech kicks 28-yard field goal with 5:27 remaining.

Sept. 19, 1982 — PITTSBURGH 26, Cincinnati 20. Bengals win toss. Dwayne Woodruff intercepts Ken Anderson pass and returns it 30 yards to Cincinnati 2. Terry Bradshaw completes 2-yard TD pass to John Stallworth on first down at 13:52.

Dec. 2, 1984 — Cincinnati 20, CLEVELAND 17. Browns win toss. John Simmons returns Steve Cox's punt 30 yards to Cleveland 35. Jim Breech kicks 35-yard field goal seven plays later at 10:26.

Sept. 14, 1986 — CINCINNATI 36, Buffalo 33. Bengals' quickest OT victory. Bills win toss. Carl Zander intercepts Jim Kelly's first down pass and returns it to Bills' 17. Jim Breech kicks 23-yard FG two plays later at 14:04.

Dec. 6, 1987 — CINCINNATI 30, Kansas City 27. Bengals win toss. Teams trade punts. Jim Breech kicks 32-yard FG 16 plays later at 5:16.

Dec. 17, 1988 — CINCINNATI 20, Washington 17. Bengals win toss. David Grant recovers Doug Williams' fumble at Redskins' 17. Jim Breech kicks 20-yard field goal three plays later at 7:59.

Oct. 7, 1990 — Cincinnati 34, LOS ANGELES RAMS 31. Rams win toss. Possession exchanged four times. Bengals start scoring drive from their 11 and win on 44-yard FG by Jim Breech at 3:04.

Dec. 9, 1990 — San Francisco 20, CINCINNATI 17. 49ers win toss and drive from their 19 to Bengals' six. Mike Coker kicks 23-yard FG at 8:48.

Nov. 10, 1991 — Pittsburgh 33, CINCINNATI 27. Steelers win toss and are stopped by Bengals on their 29, forcing a punt. Steelers recover Bengals fumble on Pittsburgh 37, then score on 26-yard pass from Neil O'Donnell to Eric Green at 8:28.

Sept. 13, 1992 — CINCINNATI 24, Los Angeles Raiders 21. Raiders win toss, fumble kickoff and Cincinnati's Antoinette Bennett recovers at L.A. 21. Jim Breech kicks 34-yard field goal at 13:59.

Nov. 8, 1992 — Cincinnati 31, CHICAGO 28. Bears win toss. Bengals force punt & drive to Bears' 18-yard line. Jim Breech kicks 36-yard FG at 6:21.

Nov. 6, 1994 — Cincinnati 20, SEATTLE 17. Bengals defense stops Seahawks twice, and Jeff Blake passes 76 yards to Darnay Scott on first down to Seahawks' 7. Doug Petrely kicks 26-yard field goal on first down at 6:46.

Sept. 3, 1995 — Cincinnati 24, INDIANAPOLIS 21. Bengals win toss, and drive 54 yards in 6 plays to set up 47-yard Doug Petrely field goal at 12:24. It was the fourth overtime victory in a row for Cincinnati.

Oct. 29, 1995 — Cleveland 29, CINCINNATI 26. Browns punt. Bengals punt and Browns punt again, all with no first downs. On Bengals' second possession, Dana Hall intercepts Jeff Blake's pass and returns to Bengals' 45. Browns drive 34 yards in 6 plays, setting up Matt Stover's 28-yard FG with 8:30 left on the clock.

Oct. 6, 1996 — Houston 30, CINCINNATI 27. Bengals were unable to make a first down after getting the overtime kickoff, and Houston responded by driving 51 yards in 8 plays to win on Al Del Greco's 49-yard field goal at 10:38.

Sept. 13, 1998 — Cincinnati 34, DETROIT 28. Lions win toss and make one first down to their 40, but Bengals' Corey Sawyer intercepts Scott Mitchell pass on subsequent third down and returns it 58 yards for a touchdown with 12:54 remaining.

Dec. 2, 2001 — Tampa Bay 16, CINCINNATI 13. The Bucs won the toss and their opening drive stalled, but P Mark Royals pinned the Bengals at their 4-yard line. On the Bengals' first snap, Tampa safety John Lynch forced a fumble by Corey Dillon and recovered it at the Cincinnati 3. On the next play, Tampa Bay's Martin Gramatica kicked a 21-yard field goal with 9:54 left.

Dec. 30, 2001 — CINCINNATI 26, Pittsburgh 23. The Steelers won the toss and their opening drive stalled. Cincinnati had to take over at its 1-yard line after a Pittsburgh punt, but QB Jon Kitna led an 86-yard, 11-play drive to set up a 31-yard FG by Neil Rackers with 4:08 to play.

Oct. 5, 2003 — BUFFALO 22, Cincinnati 16. The Bengals won the toss and elected to receive, but were unable to make a first down. Buffalo took possession at its 43 after a 29-yard Cincinnati punt, and the Bills drove 57 yards, getting the game-winning TD on Travis Henry's 2-yard run with 11:07 left.

ROAD IS SWEET IN OT

Recent Bengals results have shown the home field "advantage" to be no edge at all in overtime games. The visiting team has won seven of the last nine overtime games involving Cincinnati, as well as 10 of the last 13. In those 13 games, the Bengals are 5-1 as the overtime visitor and 2-5 as the overtime home team.

BENGALS CHRONOLOGY

Paul Brown, who left the Cleveland Browns following the 1962 season with an NFL record of 115-49-6, seven conference titles, and three NFL championships, had the urge to get back into football. His son Mike did a study on pro football expansion and recommended Cincinnati as a potential site. In 1965, Brown met with Ohio Governor James Rhodes and the two agreed the state could accommodate a second pro football team.

1966 Fearful the Reds baseball team would leave town and feeling pressure from local businessmen pushing for a pro football franchise, Cincinnati's city council approved the construction of Riverfront Stadium.

1967 Brown's group was awarded an AFL expansion franchise. Brown called the team the Bengals, the name of Cincinnati's pro teams in the old AFL of the late 1930s. The Bengals acquired their first player late in the year when they traded two draft picks to Miami for QB John Stofa.

1968 The Bengals were awarded 40 veteran players in the allocation draft. In the college draft, they selected Tennessee center Bob Johnson as their first pick. The Bengals lost their first preseason game, 38-14, to Kansas City, before 21,682 fans at Nippert Stadium. The Bengals upset Denver, 24-10, and Buffalo, 34-23, in their first two regular-season home games. Paul Robinson led the AFL in rushing with 1,023 yards and he was named Rookie of the Year.

1969 Brown drafted quarterback Greg Cook of the Univ. of Cincinnati in the first round. The same draft also produced linebacker Bill Bergery. The Bengals jumped out to a 3-0 record, but finished 4-9-1. Brown was named AFL Coach of the Year. Bergery was honored as the AFL Defensive Rookie of the Year, and Cook won the AFL passing title.

1970 The NFL-AFL merger took place before the season, and the Bengals made their first NFL campaign a memorable one. After losing 6 of their first 7 games, they rallied to finish 8-6 and win the new AFC Central Division. In their first playoff game, they lost, 17-0, to eventual Super Bowl champion Baltimore. QB Greg Cook was forced to the Injured Reserve list in training camp with a shoulder injury that would end his career, and Virgil Carter took over as the starter.

1971 The Bengals drafted QB Ken Anderson in the third round. Anderson would go on to play 16 seasons for the club and set numerous team passing records.

1972 Anderson unseated Carter as the starting QB and the Bengals won three of the last four games to finish 8-6. DT Mike Reid and WR Chip Myers were selected for the Pro Bowl.

1973 The Bengals split their first eight games, then swept their last six and won their second AFC Central Division title. Cincinnati lost to Miami, 34-16, in the AFC playoffs. Rookie Boobie Clark, who finished the year with 988 yards rushing and 45 pass receptions, was named AFC Rookie of the Year. Essex Johnson led Cincinnati with a career-high 997 yards rushing and rookie Isaac Curtis caught 45 passes.

1974 Cincinnati traded Bill Bergery to Philadelphia for two first-round draft choices and a third-round pick in 1977. Jim LeClair replaced Bergery at middle linebacker.

Anderson won the NFL passing championship and completed a club-record 64.9 percent of his attempts. Cornerback Lemar Parrish led the NFL in punt returns.

1975 The Bengals opened with six straight wins and went on to post an 11-3 record, their best regular-season mark. The Bengals qualified as the AFC wild card team for the playoffs, but they lost to Oakland, 31-28, in the playoffs. Anderson won his second NFL passing championship. A serious blow was the loss of defensive tackle Mike Reid, who retired at age 26 to pursue a career in music.

1976 Brown announced his retirement after 41 seasons of coaching and named Bill Johnson, his long-time assistant, as the successor. Brown continued to serve as the club's general manager and vice president. The Bengals acquired defensive end Coy Bacon in a trade with San Diego and drafted halfback Archie Griffin, the two-time Heisman Trophy winner from Ohio State. The Bengals won nine of their first 11 games and finished 10-4, but did not make the playoffs. Cornerback Ken Riley led the AFC with nine interceptions.

1977 A loss to Houston in the final game cost the Bengals a spot in the playoffs. The team finished with an 8-6 record.

1978 QB Ken Anderson missed the first four games with a broken bone in his right hand, and Homer Rice replaced Bill Johnson as head coach after the Bengals started 0-5. The team dipped to marks of 0-8 and 1-12 before rebounding under Rice to win the last three games. In the season finale, the Bengals blasted Cleveland, 48-16, setting series records for points and victory margin.

1979 Fullback Pete Johnson powered his way to 15 touchdowns, but the Bengals struggled to their second straight 4-12 record. After the season, former Cleveland coach Forrest Gregg was named to replace Rice as Bengals head coach.

1980 The Bengals went 6-10 and managed only 244 points, lowest in the AFC. They did upset defending Super Bowl champion Pittsburgh twice. First-round draft choice Anthony Munoz began his Hall of Fame career.

1981 The Bengals unveiled new uniforms with tiger-striped helmets, jerseys and pants. They had at least a share of the AFC Central lead the entire season and, on Dec. 13, Anderson threw two touchdown passes as the Bengals clinched the division with a 17-10 win over the Steelers. Anderson led the NFL in passing with a 98.5 rating. On Jan. 3, the Bengals beat Buffalo, 29-21, in an AFC Divisional Playoff game. A week later, playing in their first AFC Championship Game, the Bengals defeated San Diego, 27-7, at Riverfront Stadium in a temperature of nine degrees below zero with a wind-chill factor of minus-59. In Super Bowl XVI on Jan. 24 in Pontiac, Mich., the Bengals trailed 20-0 at halftime and lost to San Francisco, 26-21.

1982 The Bengals posted a 7-2 record in a strike-shortened season to earn a postseason berth, but lost to the Jets in the first round of the playoffs, 44-17. Anderson led the AFC in passing for the fourth time as the Bengals boasted the second-best offense in the NFL.

1983 The Bengals started the season by losing six of their first seven games and finished 7-9. Despite the losing

record, the Bengals claimed the top overall defense in the NFL. In the offseason, Gregg resigned as head coach and Sam Wyche was named as his replacement.

1984 Pete Johnson was traded to San Diego for running back James Brooks. The Bengals lost their first five games, then bounced back to win eight of the last 11 and force the AFC Central Division championship race into the final week of the season, only to fall a game short of Pittsburgh. Cincinnati finished 8-8.

1985 Wide receiver Isaac Curtis, a premier Bengal for 12 years, retired shortly before training camp opened. Second-year QB Boomer Esiason replaced Ken Anderson. The Bengals set a club scoring record with 441 points.

1986 Boomer Esiason passed for a team-record 3959 yards and James Brooks rushed for 1087 yards as the Bengals went 10-6, narrowly missing a playoff berth. Linebacker Reggie Williams was selected NFL Man of the Year for his efforts to charity and the community.

1987 The Bengals posted a 4-11 record in a strike-interrupted season. Individual bright spots included Jim Breech leading the AFC in scoring with 97 points, Anthony Munoz being voted to his seventh straight Pro Bowl, and nose tackle Tim Krumrie making his first Pro Bowl.

1988 The Bengals brought about one of the biggest turnarounds in NFL history by rising from their 4-11 finish of 1987 to a 12-4 regular-season record. They won the AFC Central Division title, and defeated Buffalo, 21-10, for the AFC Championship on Jan. 8 (1989). On Jan. 22 (1989), they appeared in their second Super Bowl and lost, 20-16, to San Francisco when the 49ers scored a touchdown with 34 seconds remaining in the game. Coach Sam Wyche's team posted a 14-5 mark in regular and postseason play, best in the NFL. Wyche received numerous honors for his brilliant coaching and nine Bengals were selected for the Pro Bowl — QB Boomer Esiason, NT Tim Krumrie, OT Anthony Munoz, G Max Montoya, TE Rodney Holman, WR Eddie Brown, RB James Brooks, S David Fulcher and CB Eric Thomas. Esiason was voted the NFL's Most Valuable Player. In January of '88, LB Reggie Williams received the "Sportsman of the Year" award from *Sports Illustrated*. Rookie "Ickey" Woods led the Bengals in rushing with 1,066 yards.

1989 The Bengals traded their first round draft choice to Atlanta for three later selections. Hit hard by injuries throughout the season, the Bengals went 8-8 and narrowly missed a spot in the playoffs, despite outscoring the opposition 404-285.

1990 The Bengals posted a 9-7 regular-season record to win the AFC Central Division and move into the playoffs, where they defeated the Houston Oilers, 41-14, before losing to the Los Angeles Raiders, 20-10, in the second round.

1991 Paul Brown, founder of the Bengals and a member of the Pro Football Hall of Fame, died Aug. 5. The Bengals had a 3-13 season record. Dave Shula replaced Sam Wyche as head coach following the season.

1992 The Bengals had a 5-11 record, but Harold Green rushed for 1,170 yards and was selected to play in the Pro Bowl. All-Pro OT Anthony Munoz played his final game.

1993 Quarterback Boomer Esiason was traded to the New Jets for a third-round draft choice. The young Bengals lost their first 10 games before defeating the Raiders. Cincinnati then had wins over the Rams and Falcons in

the final weeks of the season to finish 3-13.

1994 The Bengals lost their first eight games of the season. With quarterbacks David Klingler and Erik Wilhelm sidelined with injuries, third-string QB Jeff Blake started in Game 8 against two-time defending Super Bowl champion Dallas and nearly pulled off an upset before losing, 23-20. Blake kept his starting role for the rest of the season, passing for 2154 yards and 14 TDs. The Bengals finished 3-13.

1995 The Bengals traded up in the draft's first round for the first time, and selected Penn State RB Ki-Jana Carter with the No. 1 overall pick, obtained from Carolina. Carter suffered a knee injury in the third preseason game and missed his entire rookie season. Nonetheless, the Bengals made a dramatic improvement over the previous four years, going 7-9 with five losses by just three points each. QB Jeff Blake, WR Carl Pickens and PK Doug Pelfrey posted record Bengal seasons, and Blake and Pickens went on to start in the Pro Bowl.

1996 On March 19, Hamilton County voters approved a half-cent sales tax increase to fund two new stadiums, taking a major step to ensure the Bengals' future in Cincinnati. The team lost six of its first seven games, but Cincinnati's fortunes took a U-turn after offensive coordinator Bruce Coslet was promoted to head coach Oct. 21, replacing Dave Shula. Coslet directed the team to a 7-2 finish, including a 5-0 mark at Cinergy Field, and the final 8-8 record was Cincinnati's first .500-or-better season since 1990. The defense set a team record with 34 interceptions, and CB Ashley Ambrose was named a Pro Bowl starter along with WR Carl Pickens, who caught 100 passes to break his own team reception record.

1997 The Bengals and Hamilton County officials reached agreement on a western riverfront site for a new football stadium, and on May 29, team president Mike Brown signed a lease committing the team through 2026. The team and the county declined to sell naming rights, christening the facility Paul Brown Stadium in honor of the Bengals' founder. The team held training camp in a new complex at Georgetown (Ky.) College, ending its 29-year arrangement at Wilmington (Ohio) College. On the field, the team suffered a 1-7 start but rallied to go 6-2 in the second half and finish 7-9. Rookie HB Corey Dillon rushed for 1129 yards, third-most in club history, and his 246-yard effort vs. Tennessee on Dec. 4 broke Jim Brown's 40-year-old NFL single-game rookie record. Boomer Esiason started the last five games at QB and posted a 106.9 passer rating for the season.

1998 Demolition work for Paul Brown Stadium began early in the year, and official groundbreaking for the new facility was held April 25. HB Corey Dillon rushed for 1130 yards, third-most in team history, and became the first Bengal to top the 1000-yard rushing mark in each of his first two seasons.

1999 Throughout the year, work continued on Paul Brown Stadium, the team's new, state-of-the-art home on the Cincinnati riverfront. But the final season at Cinergy Field was not a success, as the team endured a 1-10 start before rallying to win three of its last five for a 4-12 finish. Corey Dillon rushed his way to the Pro Bowl with 1200 yards, second-most in team history. Kickoff returner Tremain Mack also made the Pro Bowl, leading the AFC with a club-record average of 27.1 yards per return.

2000 The Paul Brown Stadium era began on Aug. 19, as the Bengals christened Cincinnati's new football showplace with a 24-20 preseason win over the Chicago Bears. WR Peter Warrick scored the first Bengals points in PBS on a 14-yard end-around run in the first quarter. In the stadium's Grand Opening regular-season game Sept. 10 vs. Cleveland, a Cincinnati sports record crowd of 64,006 turned out, but the Browns won the game, 24-7. Rookie WR Ron Dugans scored the first Bengals regular-season points in PBS on a 4-yard TD pass from Akili Smith. The Bengals drew four other crowds which exceeded the pre-PBS record for a sports crowd in Cincinnati, but the Browns game stood as the new record. On Sept. 25, following an 0-3 start to the season, Bruce Coslet resigned as head coach and was replaced by assistant head coach/defensive coordinator Dick LeBeau. The team finished 4-9 under LeBeau, including 4-6 in the final 10 games and a 2-2 mark in the final four. On Dec. 20, LeBeau signed a multi-year contract to begin in 2001. LeBeau's first victory, on Oct. 22 vs. Denver, featured an NFL-record 278 rushing yards by Corey Dillon, who went on to set a Bengals record of 1435 yards for the season, earning his second straight trip to the Pro Bowl.

2001 In his first full season as Bengals head coach, Dick LeBeau fashioned a two-game improvement over the previous season with a 6-10 record. It was the Bengals' most wins since 1997. The team displayed a foundation for the future in a young defense that ranked No. 9 in the NFL, the club's highest rank since 1989. HB Corey Dillon led the offense with 1315 rushing yards, second-most in team history — behind his own 1435 total of the year before — and Dillon moved to within 238 yards of James Brooks for the all-time team rushing lead. Security procedures at Paul Brown Stadium were significantly increased in response to the Sept. 11 terrorist attacks, but the full home schedule was played without incident. On Oct. 14, the Bengals re-set their own record for the largest crowd ever at a Cincinnati sports event, as 64,217 fans watched Cincinnati defeat Cleveland, 24-14. Due to the terrorist attacks, the Bengals' Sept. 16 game at Tennessee was postponed, and the season was extended a week to allow postponed games to be played the weekend of Jan. 6 (2002).

2002 The Bengals entered the season with high hopes after an encouraging 2001 finish. But despite some noteworthy individual performances, the team sunk to the worst record (2-14) in franchise history. The team was hit hard by injuries, losing the league's second-highest number of games by starters. The offense got off to a very slow start with free agent signee Gus Frerotte at QB, and Cincinnati was outscored 119-23 in the first four games. The offense perked up noticeably after 2001 starter, Jon Kitna, returned to the No. 1 QB role. For the first time since 1989, Cincinnati had a 3000-yard passer (Kitna), a 1000-yard rusher (Corey Dillon) and a 1000-yard receiver (Chad Johnson). The Bengals set a team record for pass completions (350). But the team was 0-7 before getting a win at Houston. The defense was inconsistent, and with 9 touchdowns allowed on special teams or by the offense, the Bengals as a team allowed the second-most points (456) in club history. On Dec. 30, it was announced that head coach Dick LeBeau would not be retained for 2003.

2003 The Bengals launched a new era on Jan. 14, when Marvin Lewis was hired as the ninth head coach in franchise history. The results wound up being nationally noted, as the club drew a record regular-season attendance of 479,488 to watch Lewis' first team finish 8-8, six games better than the 2-14 Bengals of 2002. Architect of the Baltimore Ravens' record-setting Super Bowl defense in 2000, Lewis received a broad mandate from ownership to implement his program. Though the Bengals missed the playoffs — eliminated on the final weekend of the season — their six-game improvement was the biggest of any NFL team from '02 to '03. It was also the second-biggest one-year improvement in Bengals history. Lewis finished second to Bill Belichick, coach of the World Champion New England Patriots, in *Associated Press* voting for NFL Coach of the Year. The season included the four largest pro sports crowds in Cincinnati history, topped by 65,362 on Dec. 28 vs. Cleveland, and the highlight game was a 24-19 win on Nov. 16 over an unbeaten (9-0) Kansas City team. WR Chad Johnson led the AFC with 1355 receiving yards, and LOT Willie Anderson joined Johnson in the Pro Bowl. Prior to the season, the Bengals had the No. 1 overall pick in the NFL Draft for the third time in team history, and chose Southern California QB Carson Palmer. Palmer did not play as a rookie, as veteran Jon Kitna was the only NFL QB to play every offensive snap for his team.

2004 In their second season under head coach Marvin Lewis, the Bengals attracted record home attendance. All eight regular season games at Paul Brown Stadium were sellouts — the first sold-out regular season since 1992 at Riverfront Stadium — and the total regular season attendance of 524,248 put the team over the half-million mark for the first time. The season produced the seven largest single-game crowds in team history, including a record 65,806 on Monday night, Oct. 25, vs. Denver. The team finished 8-8 on the field, a creditable performance given that injuries were severe (18 players were placed on season-ending medical reserve lists) and that QB Carson was seeing his first NFL playing time. HB Rudi Johnson rushed for a club-record 1454 yards, and the team had four players named to the Pro Bowl, its highest total since 1990. The Pro Bowl quartet was HB Rudi Johnson, WR Chad Johnson, OT Willie Anderson and CB Tory James. K Shayne Graham set a club record with 122 points on the year. Home games were played on a new, synthetic FieldTurf surface, on which installation was complete in early July. The team also made its first significant uniform change since 1981. The signature striped helmet was not changed, but the jersey design was modernized, black pants were added as a regular option to white pants, and a special-occasion orange jersey was added for up to two games per year.

EARLY 2005 The club announced in February that head coach Marvin Lewis agreed to a one-year contract extension, extending his agreement through 2008. The team also announced that all the assistant coaches were signed through 2006, the first two-year commitment to an entire staff in team history. In January, portending the possibility of another record attendance year, it was announced that the lower bowl of Paul Brown Stadium was virtually sold out for the year. With their first pick in the 2005 NFL Draft, the Bengals selected LB David Pollack of Georgia.

BENGALS FRANCHISE FIRSTS

FIRST HEAD COACH: Paul Brown, who coached the team from 1968 through '75.

FIRST PLAYER: QB John Stofa, who was acquired in December, 1967, from the Miami Dolphins in a trade for two draft choices. Stofa played for the Bengals in 1968 and '69.

FIRST DRAFT CHOICE: Center Bob Johnson, from the University of Tennessee, was the Bengals' No. 1 draft choice in their inaugural season of 1968.

FIRST GAME: Aug. 3, 1968 — a preseason home game against the Kansas City Chiefs at Nippert Stadium. The Chiefs won, 38-14, in front of 21,682 fans.

FIRST REGULAR-SEASON GAME: On Friday night, Sept. 6, 1968, in San Diego, the Bengals began play in the American Football League. They lost to the Chargers, 29-13.

FIRST BENGALS REGULAR-SEASON SCORING PLAY: On the Bengals' first possession of their first regular-season game — Sept. 6, 1968 at San Diego — RB Paul Robinson scored a touchdown on a 2-yard run. Dale Livingston kicked the extra point for a 7-0 Cincinnati lead. The Chargers came back to win, 29-13.

FIRST REGULAR-SEASON VICTORY: On Sunday, Sept. 15, 1968, the Bengals won their home opener, defeating the Denver Broncos, 24-10. A crowd of 25,049 watched at Nippert Stadium.

FIRST PLAYOFF GAME: On Saturday, Dec. 26, 1970, the Bengals lost to the Baltimore Colts, 17-0, at Memorial Stadium in Baltimore in an AFC Divisional Playoff Game. The Bengals reached the playoffs in just the franchise's third season by winning the AFC Central Division title with an 8-6 regular-season record.

FIRST PLAYOFF GAME VICTORY: On Jan. 3, 1982, the Bengals defeated the Buffalo Bills, 28-21, at Riverfront Stadium in Cincinnati in an AFC Divisional Playoff Game. A week later, the Bengals beat San Diego in the AFC Championship Game to earn a trip to Super Bowl XVI.



The Bengals selected Univ. of Tennessee center Bob Johnson with their first choice in the 1968 NFL-AFL draft. Johnson played 12 seasons for the Bengals, from 1968-79.

BENGALS SELECTIONS IN 1968 AFL EXPANSION DRAFT

FROM BOSTON PATRIOTS

Joe Bellino, RB, Navy
Jim Boudreaux, DT, La. Tech
J.D. Garrett, RB, Grambling
*White Graves, DB, Louisiana St.
Ron Hall, DB, Missouri Valley

FROM BUFFALO BILLS

Gary Bugenhagen, T, Syracuse
Bobby Burnett, RB, Arkansas
*Charlie King, DB, Purdue
Bob Schmidt, T, Minnesota
Rich Zecher, DT, Utah St.

FROM DENVER BRONCOS

Cookie Gilchrist, RB, none
Mike Kellogg, RB, Santa Clara
*Pat Matson, G, Oregon
Henry Sorrell, LB, Tenn.-Chatt.
Lonnie Wright, DB, Colorado St.

FROM HOUSTON OILERS

*Dan Brabham, LB, Arkansas
Joe Bob Isbell, G, Houston
*Willie Lee Jones, DE, Kansas St.
Bob Poole, TE, Clemson
*Andy Rice, DT, Texas Southern

FROM KANSAS CITY CHIEFS

Chris Burford, SE, Stanford
*Sherrill Headrick, LB, Tex. Christian
*Bobby Hunt, DB, Auburn
Al Reynolds, G, Tarkio
*Fletcher Smith, DB, Tennessee St.

FROM NEW YORK JETS

Solomon Brannan, DB, Morris Brown
Bill Brown, T, Texas-El Paso
*John Matlock, C, Miami (Fla.)
*Pete Perreault, G, Boston U.
Jim Waskiewicz, C/LB, Wichita St.

FROM OAKLAND RAIDERS

*Dan Archer, T, Oregon
*Estes Banks, RB, Colorado
Nate Johns, RB, San Diego St.
*Rod Sherman, FL, Southern Cal.
Richard Slight, DT, N. Car. Central

FROM SAN DIEGO CHARGERS

*Frank Buncom, LB, Southern Cal.
*Jim Griffin, DE, Grambling
Frank Marsh, RB, Oregon St.
Dick Van Raaphorst, PK, Ohio St.

*Made Bengals All-Time Roster

CINCINNATI PRO FOOTBALL HISTORY

Cincinnati was home to two other football teams in the National Football League prior to the present-day Bengals.

One of the teams, known as the Cincinnati Celts, was a member of the NFL — then known as the American Professional Football Association — in the league's second season in 1921. That team finished with a 1-3-0 record in its only season.

In 1933, the NFL granted the city another franchise, this time called the Cincinnati Reds. They competed in the league for two seasons before folding. The Reds finished with a 3-6-1 record and fourth place in the league's Western Division in 1933. In 1934, they lost their first eight games before suspending operations. The St. Louis Gunners, an independent team, joined the NFL by buying the Cincinnati franchise and went 1-2 the last three weeks of the season.

It was a third team, however — one which was not a member of the NFL — that eventually proved to be the closest link to today's modern-era team.

In 1937, a team called the Cincinnati Bengals was formed as a member of the rival American Football League. It was that team's nickname which was later adopted by today's NFL franchise.

The 1937 Bengals finished with a 2-4-2 record in their first year, but the AFL folded after the season. The

Bengals continued as an independent team in 1938, playing three NFL teams that year. They beat the Chicago Bears, 17-13, and the Pittsburgh Pirates, 38-0, and tied the Chicago Cardinals, 7-7.

In 1939, the Bengals joined a new AFL, finishing in second place with a 6-2 record. But again, the league folded after the season.

Once again in 1940, another new AFL emerged, and again the Bengals joined. They recorded 1-7-0 and 1-5-2 marks in 1940 and '41, respectively. That AFL suffered the fate of the two AFLs before it, folding after the 1941 season as the United States entered World War II. Only this time, the Bengals folded along with it.

Pro football returned to Cincinnati 26 years later, in 1967, when Paul Brown headed an ownership group which landed an expansion franchise in the modern-era American Football League. Brown, a Pro Football Hall of Famer who founded and coached the Cleveland Browns from 1946-62, picked the name Bengals for the new team "to give it a link with past professional football in Cincinnati."

Hundreds of names were suggested by fans in an effort to name the new Cincinnati team, the most popular being Buckeyes. It was rejected to avoid confusion with the Ohio State Buckeyes.

The Bengals began play in the AFL in 1968. The AFL merged with the NFL in 1970.



1938 Cincinnati Bengals

Front row (left to right): 65-Tarz Carlson, 84-Bud Payne, 60-Cole Wilging, 85-Sig Sigillo, 55-Freddy Wunderlich, 69-Joe Kruse, 14-Blond Blizzard Owen, 80-Norm Cable, 41-Irish Pavkov, 54-Horse Chesney, 64-Pat Howlett, 51-Tiger Martinovich.

Back row: 70-Homer Reynolds, 72-Jug Brown, 75-King Bernard, 73-Socko Wiethe, 88-Bumper McPhail, 61-Earl Warwick, 83-Connie Mack Berry, 81-Phil Bucklew, 82-Bill Mueltnier, 52-Russ Sweeney, 87-Wild Bill Gerdes, 86-Turk Russ, Coach Dana M. King.

DOUBLING UP

Twice in Bengals history, a Cincinnati player has managed 100-plus yards both rushing and receiving on the same day. HB **Essex Johnson** was the first, rushing for 121 yards on 21 carries and getting 116 yards on 2 receptions on Sept. 30, 1973 at San Diego. He stood alone in the category until Dec. 7, 1986, when HB **James Brooks** burned the Patriots at New England for 163 yards on 18 rushes and 101 yards on 6 receptions. Cincinnati won both games.

Bengals opponents have managed double 100-yard performances twice, and Cincinnati lost both of those games. On Nov. 23, 1975, Cleveland HB **Greg Pruitt** had 121 yards on 17 rushes and 106 yards on 7 receptions vs. Cincinnati at Cleveland Stadium. On Sept. 22, 1985, San Diego RB **Lionel James** became the only NFL player to record dual 100s at Riverfront Stadium (later renamed Cinergy Field). James had 127 yards on 12 rushes and 118 yards on 5 receptions.

BENGALS IN SUPER BOWL XVI

San Francisco 26, Bengals 21

Jan. 24, 1982, at Pontiac Silverdome (Pontiac, Mich.)

Cincinnati outgained San Francisco by 81 yards (356-275), marking the first time in Super Bowl history the losing team led in scrimmage yardage. Bengals QB Ken Anderson set Super Bowl records (since surpassed) for completions (25) and completion percentage (73.5), and his 300 passing yards nearly doubled the 157 by 49ers QB Joe Montana, the game's MVP. But Cincinnati suffered 4 turnovers to San Francisco's 1, and 3 of those giveaways led to 17 first-half points for the 49ers, who led 20-0 at intermission.

Leading 20-7, San Francisco staged a memorable goal-line stand late in the third quarter, stopping Cincinnati for no gain on three straight plays from the 1-yard line. The Bengals still closed the gap to 20-14 with a 4-yard TD pass from Anderson to TE Dan Ross with 10:06 left, but the 49ers added FGs of 40 and 23 yards by K Ray Wersching to pull away. Cincinnati crept to within 26-21 with 16 seconds left on a second Anderson-to-Ross TD pass, but San Francisco recovered the Bengals' ensuing onside kick to seal the victory. Wersching's 4 FGs tied a Super Bowl record (still tied) and Ross' 11 receptions set a Super Bowl record (since tied).

LINEUPS

San Francisco 49ers

OFFENSE

WR	Dwight Clark
LT	Dan Audick
LG	John Ayers
C	Fred Quillan
RG	Randy Cross
RT	Keith Fahnhorst
TE	Charle Young
WR	Freddie Solomon
QB	Joe Montana
RB	Ricky Patton
FB	Earl Cooper

DEFENSE

LE	Jim Stuckey
NT	Archie Reese
RE	Dwaine Board
LOLB	Willie Harper
LILB	Jack Reynolds
RILB	Bobby Leopold
ROLB	Keena Turner
LCB	Ronnie Lott
RCB	Eric Wright
SS	Carlton Williamson
FS	Dwight Hicks

SUBSTITUTES

Dan Bunz, John Choma, Johnny Davis, Fred Dean, Walt Downing, Rick Gervais, John Harty, Allan Kennedy, Amos Lawrence, Milt McColl, Jim Miller, Lawrence Pilfers, Craig Puki, Eason Ramson, Bill Ring, Mike Shumann, Lynn Thomas, Ray Wersching, Mike Wilson.

DID NOT PLAY

Guy Benjamin, Walt Easley, Lervil Elliott, Saladin Martin.

Cincinnati Bengals

OFFENSE

WR	Cris Collinsworth
LT	Anthony Munoz
LG	Dave Lapham
C	Blair Bush
RG	Max Montoya
RT	Mike Wilson
TE	Dan Ross
WR	Isaac Curtis
QB	Ken Anderson
RB	Charles Alexander
FB	Pete Johnson

DEFENSE

LE	Eddie Edwards
NT	Wilson Whitley
RE	Ross Browner
LOLB	Bo Harris
LILB	Jim LeClair
RILB	Glenn Cameron
ROLB	Reggie Williams
LCB	Louis Breeden
RCB	Ken Riley
SS	Bobby Kemp
FS	Bryan Hicks

SUBSTITUTES

Don Bass, Jim Breech, Gary Burley, Oliver Davis, Tom Dinkel, Guy Frazier, Mike Fuller, Archie Griffin, Ray Griffin, Jim Hargrove, M.L. Harris, Rod Horn, Steve Kreider, Pat McInally, Blake Moore, Mike Obrovac, Rick Razzano, Mike St. Clair, John Simmons, David Verser.

DID NOT PLAY

Glenn Bujnoch, Turk Schonert, Jack Thompson.

San Francisco	7	13	0	6	—	26
Cincinnati	0	0	7	14	—	21

TEAM	SCORING PLAY	QTR-LEFT
S.F.	— J. Montana 1 run (R.Wersching kick)	1-5:52
S.F.	— E.Cooper 11 pass from J.Montana (R.Wersching kick)	2-6:53
S.F.	— R.Wersching 22 field goal	2-0:15
S.F.	— R.Wersching 26 field goal	2-0:02
CIN	— K.Anderson 5 run (J.Breech kick)	3-11:25
CIN	— D.Ross 4 pass from K.Anderson (J.Breech kick)	4-10:06
S.F.	— R.Wersching 40 field goal	4-5:25
S.F.	— R.Wersching 23 field goal	4-1:57
CIN	— D.Ross 3 pass from K.Anderson (J.Breech kick)	4-0:16

Missed FG: None. Attendance: 81,270. Time: 3:21.

	SAN FRANCISCO	CINCINNATI
First downs	20	24
Total net yards	275	356
Net yards rushing	127	72
Net yards passing	148	284
Sacks against-yards lost	1-9	5-16
Passes-completions-interceptions	22-14-0	34-25-2
Punts-avg. yards	4-46.3	3-43.7
Penalties-yards	8-65	8-57
Fumbles-lost	2-1	2-2
Time of possession	30:34	29:26

	RUSHING				RECEIVING				
49ERS	Att	Yds	Lg	TD	BENGALS	Att	Yds	Lg	TD
R.Patton	17	55	10	0	P.Johnson	14	36	5	0
E.Cooper	9	34	14	0	C.Alexander	5	17	13	0
J.Montana	6	18	8	1	K.Anderson	4	15	6	1
B.Ring	5	17	7	0	A.Griffin	1	4	4	0
J.Davis	2	5	4	0					
D.Clark	1	-2	-2	0					

49ERS	Att	Cmp	Yds	TD-1	BENGALS	Att	Cmp	Yds	TD-1
J.Montana	22	14	157	1-0	K.Anderson	34	25	300	2-2

49ERS	No	Yds	Lg	TD	BENGALS	No	Yds	Lg	TD
F.Solomon	4	52	20	0	D.Ross	11	104	16	2
D.Clark	4	45	17	0	C.Collinsworth	5	107	49	0
E.Cooper	2	151	1-1	1	I.Curtis	3	42	21	0
M.Wilson	1	22	22	0	S.Kreider	2	36	19	0
C.Young	1	14	14	0	P.Johnson	2	8	5	0
R.Patton	1	6	6	0	C.Alexander	2	3	3	0
B.Ring	1	3	3	0					

49ERS	No	Yds	Lg	TD	BENGALS	No	Yds	Lg	TD
D.Hicks	1	27	27	0	none				
E.Wright	1	25	25	0					

SACKS: S.F. — F.Dean 1, B.Leopold 1, J.Reynolds 1, J.Stuckey 1, K.Turner 1. CIN. — R.Browner 1.

BENGALS IN SUPER BOWL XXIII

San Francisco 20, Bengals 16

Jan. 22, 1989, at Joe Robbie Stadium (Miami, Fla.)

NFL commissioner Pete Rozelle termed it the most exciting of the first 23 games in Super Bowl history, and the result regained some respect for the AFC, which had lost the last four contests by an average of more than 27 points. But the dominant emotion of the day still was heartbreak for head coach Sam Wyche's underdog Bengals, who took a 16-13 lead with 3:20 to play on Jim Breech's 40-yard FG before succumbing to a 92-yard, 11-play TD drive led by San Francisco QB Joe Montana. WR John Taylor's game-winning 10-yard TD catch from Montana came with just 34 seconds remaining. Never before had a Super Bowl been won on a TD so late in the game.

Cincinnati played without FB Stanley Wilson, who was suspended for a substance abuse violation that occurred the night before the game. In addition, the Bengals played almost the entire contest without All-Pro NT Tim Krumrie, who suffered a severe broken leg early in the first quarter.

The teams were tied 3-3 at halftime, tied again at 6-6 late in the third quarter, and then swapped TDs in quick succession. A 93-yard kickoff return by Cincinnati's Stanford Jennings was countered by a four-play San Francisco TD drive. The third of Breech's 3 FGs gave Cincinnati its third lead of the day before Montana's final heroics saved the day for the 49ers. San Francisco WR Jerry Rice tied a Super Bowl record with 11 receptions (still tied; originally set by Bengals TE Dan Ross in Super Bowl XVI) for 215 yards and 1 TD, earning the game's MVP award. Montana completed 23 of 36 passes for 357 yards, 2 TDs and no INTs. The victory made San Francisco the first NFC team to win three Super Bowls.

LINEUPS

Cincinnati Bengals

OFFENSE

WR	Tim McGee
LT	Anthony Munoz
LG	Bruce Reimers
C	Bruce Kozerski
RG	Max Montoya
RT	Brian Blados
TE	Rodney Holman
WR	Eddie Brown
QB	Boomer Esiason
RB	James Brooks
RB	Ickey Woods

DEFENSE

LE	Jim Skow
NT	Tim Krumrie
RE	Jason Buck
LOLB	Leon White
LILB	Carl Zander
RILB	Joe Kelly
ROLB	Reggie Williams
LCB	Lewis Billups
RCB	Eric Thomas
SS	David Fulcher
FS	Solomon Wilcotts

SUBSTITUTES

Leo Barker, Ed Brady, Jim Breech, Barney Bussey, Cris Collinsworth, Rickey Dixon, David Douglas, Eddie Edwards, David Grant, Ira Hillary, Ray Horton, Stanford Jennings, Lee Johnson, Emanuel King, Marc Logan, Skip McClendon, Carl Parker, Jim Riggs, Jim Rourke, Turk Schonert, Daryl Smith, Dave Smith.

DID NOT PLAY

Mike Norself.

San Francisco 49ers

OFFENSE

WR	John Taylor
LT	Steve Wallace
LG	Jesse Sapolu
C	Randy Cross
RG	Guy McIntyre
RT	Harris Barton
TE	John Frank
WR	Jerry Rice
QB	Joe Montana
RB	Roger Craig
RB	Tom Rathman

DEFENSE

LE	Larry Carter
NT	Michael Carter
RE	Kevin Fagan
LOLB	Charles Haley
LILB	Jim Fahnhorst
RILB	Mike Walter
ROLB	Keena Turner
LCB	Tim McKyer
RCB	Don Griffin
SS	Jeff Fuller
FS	Ronnie Lott

SUBSTITUTES

Mike Cofer, Bruce Collie, Greg Cox, Riki Ellison, Terrence Flagler, Terry Greer, Ron Heller, Barry Hellon, Tom Holmoe, Pierce Holt, Brent Jones, Sam Kennedy, Pete Kugler, Bubba Paris, Darryl Pollard, Bill Romanowski, Jeff Stover, Daniel Stubbs, Harry Sydney, Chuck Thomas, Mike Wilson, Eric Wright.

DID NOT PLAY

Steve Young.

Cincinnati0	3	10	3	—	16
San Francisco3	0	3	14	—	20

TEAM	SCORING PLAY	QTR-LEFT
S.F.	— M.Cofer 41 field goal.....	1-3:14
CIN	— J.Breech 34 field goal.....	2-1:15
CIN	— J.Breech 43 field goal.....	3-5:39
S.F.	— M.Cofer 32 field goal.....	3-0:50
CIN	— S.Jennings 93 kickoff return (J.Breech kick).....	3-0:34
S.F.	— J.Rice 14 pass from J.Montana (M.Cofer kick).....	4-14:03
CIN	— J.Breech 40 field goal.....	4-3:20
S.F.	— J.Taylor 10 pass from J.Montana (M.Cofer kick).....	4-0:34

Missed FG: M.Cofer, S.F. (19L, 49R). Attendance: 75,129. Time: 3:24.

CINCINNATI SAN FRANCISCO

First downs1323
Total net yards229453
Net yards rushing106112
Net yards passing123341
Sacks against-yards lost5-214-16
Passes-completions-interceptions25-11-236-23-0
Punts-avg. yards5-44.24-37.0
Penalties-yards7-654-32
Fumbles-lost1-04-1
Time of possession32:3627:24

RUSHING

BENGALS	Att	Yds	Lg	TD	49ERS	Att	Yds	Lg	TD
I.Woods	20	79	10	0	R.Craig	17	71	13	0
J.Brooks	6	24	11	0	T.Rathman	5	23	11	0
S.Jennings	1	3	3	0	J.Montana	4	13	11	0
B.Esiason	1	0	0	0	J.Rice	1	5	5	0

PASSING

BENGALS	Att	Cmp	Yds	TD-I	49ERS	Att	Cmp	Yds	TD-I
B.Esiason	25	11	144	0-1	J.Montana	36	23	357	2-0

RECEIVING

BENGALS	No	Yds	Lg	TD	49ERS	No	Yds	Lg	TD
E.Brown	3	32	17	0	J.Rice	11	215	44	1
C.Collinsworth	3	40	23	0	R.Craig	8	101	40	0
J.Brooks	2	32	20	0	J.Frank	2	15	8	0
T.McGee	2	23	18	0	T.Rathman	1	16	16	0
I.Hillary	1	17	17	0	J.Taylor	1	10	10-1	1

INTERCEPTIONS

BENGALS	No	Yds	Lg	TD	49ERS	No	Yds	Lg	TD
none					B.Romanowski	1	0	0	0

SACKS: S.F. — C.Haley 2, M.Carter 1, K.Fagan 1, D.Stubbs 1. CIN. — J.Buck 1, D.Fulcher 1, D.Grant 1, R.Williams 1.

Anthony Munoz puts Bengals stamp on Pro Football Hall of Fame



Anthony Munoz, an athletically gifted giant who defined the art of playing offensive tackle in the National Football League, is the first primary Bengals player to gain entry to the Pro Football Hall of Fame. Munoz was inducted, along with four other players, on Aug. 1, 1998, at the Hall of Fame in Canton, Ohio.

Munoz chose his son, Michael, as his presenter for the Hall of Fame induction ceremony. Munoz and his wife, DeDe, also have a daughter, Michelle.

1998 was the first year of Hall eligibility for Munoz, whose final NFL season was 1992 with the Bengals. Including the 2005 class, only 26 percent of Hall inductees have had the honor of first-ballot election (59 of 229).

"Anthony's induction was very gratifying to our organization and to all of our fans," said Mike Brown, Bengals president. "It was particularly so because the selectors recognized Anthony as a truly special player and person who deserved election on his first try. During his playing days, no one in the NFL was better. It's justifiable to consider him as the best offensive lineman ever, and he has conducted his personal and family life in a way that is a great credit to the Bengals and the NFL."

Munoz' off-field efforts earned him the NFL's prestigious Man of the Year Award in 1991.

Munoz was a consensus All-American at the University of Southern California, and the Bengals claimed him with the third overall pick in the 1980 draft, despite the fact some teams considered him damaged goods due to past knee surgery. The move turned out as the best draft gamble in franchise history, as Munoz went on to play 13 Bengals seasons (1980-92), including 11 seasons (1981-91) in

which he was chosen for the AFC-NFC Pro Bowl game. At the time of his retirement (1992), that was the most selections of any player in NFL history. He earned All-Pro honors every season from 1981-91.

Munoz played for the Bengals in each of their Super Bowl appearances, as a second-year player in Super Bowl XVI and as a ninth-year veteran in Super Bowl XXIII.

In 1994, he was one of three offensive tackles named to the NFL's official 75th Anniversary Team. He joined his fellow tackles from that 75th Anniversary Team — Forrest Gregg and Roosevelt Brown — in the Hall of Fame.

Munoz' exceptional agility and athleticism is reflected by his entry line in the Bengals' all-time pass receiving statistics. He caught seven passes, playing as a tackle-eligible, and four of those catches were for touchdowns.

In six of his 13 Bengals seasons, Munoz earned at least one major award as NFL Offensive Lineman of the Year. One award citation, issued by NFL Alumni, reads: "The NFL has three levels of offensive linemen. The bottom rung is for players aspiring to make the Pro Bowl. The next step is for those who have earned all-star status.

Then there's Anthony Munoz. He's alone at the top, a sure Hall of Famer."

Though there are Hall of Fame members with some Hispanic ancestry, Munoz is generally considered the first player of primarily Hispanic background to gain entry to the Hall. Munoz was born in Ontario, Calif. His parents also are native Californians, and his grandparents were born in Chihuahua, Mexico.

One other Hall of Fame player, wide receiver Charlie Joiner, has a Bengals connection. But Joiner played the majority of his NFL career with the San Diego Chargers. Paul Brown, founder of the Bengals and the Cleveland Browns, also is in the Hall of Fame, but was inducted before the Bengals' first season.

The other 1998 Hall of Fame inductees were defensive back Paul Krause, wide receiver Tommy McDonald, center Dwight Stephenson and linebacker Mike Singletary.



WHAT THEY'VE SAID ABOUT ANTHONY MUNOZ

- **Ritter Collett**, *Dayton Daily News* columnist: "Anthony Munoz is one of those rare athletes you wish could go on playing forever. Not just because he may be as fine a tackle as ever played in the NFL. Tackles come and go. Quality human beings who put more back into society than they take out are something else."
- Former Bengals head coach **Forrest Gregg**, recalling a pre-draft workout in 1980: "I was pass-rushing him. I put a couple of moves on him and thought I had him set up. But he just jammed me with that big right paw, and I landed right on my rear. I didn't need any more. Right then, I knew we would take him in the draft if he was available. He apologized for knocking me down, but I said, 'Son, don't worry. It was a great move.'"
- **Jim McNally**, Bengals offensive line coach, 1980-94: "The key word is 'athlete.' In the offensive line, you see a lot of guys who are big and strong and fine players, but they're not great athletes. Anthony is a great athlete."
- **Joe Walter**, Bengals OT, 1985-97: "Anthony played great every Sunday for 13 years. Every Monday, I was in the film room, watching him. It was awesome."

1968-79 — THE ORIGINAL

The original Bengals uniform pictured here debuted when the team began play in the modern-era American Football League in 1968, and it defined the team's appearance well beyond the AFL's merger with the National Football League in 1970. Except for its socks and shoes, this uniform remained unchanged for 12 seasons through 1979.

The helmet was orange with a gray facemask. Simple in design, it had "Bengals" arched across both sides in black letters. The letters were black with a thin white outline.

This original uniform had both a black jersey and a white jersey. The black jersey had one orange stripe surrounded by two white stripes on each sleeve. Its uniform numbers were white block numerals, appearing on both the front and back. Likewise, its nameplate had white block letters. The white jersey had an orange stripe surrounded by black stripes on each sleeve, its uniform numbers were black block numerals on the front and back, and it had black block letters on the nameplate.

The team wore the same white pants with both the black and white jerseys of this uniform. The pants had one orange stripe surrounded by two black stripes on the side of each leg. The stripes ran the full length of the legs.

For its first seven seasons, the team wore two sock designs, based on whether it was wearing a black or a white jersey. With black jerseys, the team wore black-topped socks — white socks with a black top from the rim to the bottom of the calf. In the middle of the black top appeared one orange stripe surrounded by two white stripes, matching the striping pattern on the black jersey's sleeves. With white jerseys, the team wore white socks with mid-calf striping that matched the pants and the white jersey's sleeves — one orange stripe surrounded by two black stripes.

The team wore the socks pictured here through 1974. In 1975, the team began wearing only one sock design, regardless of whether it was wearing a black or a white jersey. That sock, pictured with the 1980 uniform illustration on the following page, was white, and at its mid-calf had one black stripe surrounded by two orange stripes.

The team primarily wore black shoes through 1973, and white shoes in 1974 and thereafter.

Interesting facts from this uniform era:

- **Black shoes were in — then out of — style, and now they're back again:** During this time period, neither the AFL nor the NFL had rules requiring players on the same teams to wear shoes of the same color. In the franchise's first six seasons through 1973, most Bengals players chose to wear black shoes. In 1974, the team's dominant shoe color shifted to white. Not until 1990 did the NFL begin to regulate shoe colors. To help standardize uniforms, the league required each team to select a primary shoe color. The Bengals chose white, since that was still the players' color of choice at the time. The white shoes continued to remain in place through 2003. At the players' request, the team switched back to black shoes with its 2004 uniform redesign.

- **Incorrect stripes were placed on cold-weather jersey:** For the entire run of this uniform, the stripes on the sleeves of the official Bengals jersey were slightly separated, while the stripes on the sides of the legs and around the calves of the socks were joined together. However, in wintry conditions throughout this time period, the team often wore special cold-weather versions of its jersey that had long sleeves extending to mid-forearm. Due to an oversight in



the designing process at the manufacturer, the stripes on the cold-weather jersey were joined, just like the striping on the pants and the socks. The discrepancy was never corrected. The cold-weather jersey was worn as needed through the late-1970s. When the uniform was changed in 1980 — and again in '81 — the team chose not to create another cold-weather jersey. In wintry conditions from that point on, players instead wore jerseys with normal-length sleeves on top of long-sleeve undershirts.

1980 — THE CHANGE BEFORE THE CHANGE

While the overall original appearance remained intact, the Bengals' uniform underwent three alterations in 1980 to constitute a subtle — yet noticeable — uniform change.

On the helmet, the team switched facemask colors from gray to black and added black uniform numbers on the back.

On the jersey, the team added uniform numbers to the sides of the sleeves, just above the existing stripes. And on the pants, the orange stripe was widened to about twice its original thickness, though the width of the surrounding black stripes remained the same.

The socks pictured here — white, with one black stripe surrounded by two orange stripes at its mid-calf — had actually been the team's lone sock design since 1975.

Interesting facts from this uniform era:

• **Television changed football, including the uniforms:** The popularity of professional football grew immensely from the 1960s through the '80s, and much of the NFL's progress throughout that era was attributed to significant television exposure. Television changed the game in many ways, both substantially and minutely. When the Bengals added uniform numbers to the sides of their jersey sleeves in 1980, they were following a slow, evolving uniform design trend that started in the mid-1960s as a result of the league's desire to become more viewer-friendly on television. In fact, uniform numbers that were added to sleeves or shoulders were referred to as "TV numbers," since their placement was intended to aid broadcast announcers and viewers in quickly identifying players from various camera angles. The league did not have a rule requiring teams to place TV numbers on uniforms until 1991, though by that time nearly all uniforms already had them. Also in 1980, the



Bengals added uniform numbers to the team's helmet. Those numbers, however, were affixed for the purpose of quickly identifying which player a helmet belonged to if it was taken off and set down during a game. There still is no league rule requiring teams to place uniform numbers on helmets.

• **The new pants were official in 1980, but debuted in '79:** While the Bengals did not officially add the pants with the widened orange stripe to their uniform until 1980, that design actually appeared on a limited trial basis in 1979. The 1979 trials were not team-wide, with only a few players wearing the new design during select games that season.

1981-96 — THE STRIPES

In 1981, the Bengals introduced a bold new uniform which was dramatically different than the relatively conservative designs the team had used since 1968.

Perhaps the most eye-catching distinction of the complete makeover was the team's new helmet. The helmet remained orange and retained its black facemask, but replacing the block-letter "Bengals" logotype were the team's new signature tiger stripes. Six black tiger stripes were placed on the helmet, extending from one side to the other.

Paul Brown, the team's founder who then held the title of Vice President and General Manager, said the team wanted a helmet that would be instantly identifiable with the Cincinnati franchise, something akin to the Baltimore Colts' horseshoe helmet and the San Diego Chargers' lightning bolt helmet.

"You couldn't read 'Bengals' on our helmet from a distance," Brown said at the time. "When you were far away, it looked like Cleveland's helmet."

The black jersey, the white jersey and the white pants of the new uniform featured a black tiger-stripe pattern on top of a wide orange stripe. On the jerseys, the pattern appeared on the shoulders. On the pants, it extended straight down the full length of each leg.

In addition, the uniform numbers on the front and back, as well as those on sides of the sleeves, were given orange outlines. The letters on the players' nameplates, however, remained solid color

— white on the black jersey, and black on the white jersey — and were not given outlines.

The new uniform was assigned orange-topped socks — white socks with an orange top from the rim to the bottom of the calf. The team's primary shoe color remained white.

Interesting facts from this uniform era:

- **Sleeves became shorter over time:** From when the Bengals began play in 1968 through the mid-'80s, the length of the sleeves on the team's official jerseys were somewhat long by today's standards, reaching to just above the elbow. In 1987, sleeves began to be shortened to the current-day length, reaching only to mid-biceps. By 1991, all of the team's jerseys were made with the shorter sleeves, and the original elbow-length sleeves were never produced again.

- **NFL marks were added in 1991:** Not pictured here, small NFL shield logos were added to the Bengals' helmets, jerseys and pants in 1991. All NFL teams added the logos as part of a minor league-wide alteration. On the helmets, the shields appeared in the rear left area. On the jerseys, it appeared on the front center of the collar. And on the pants, it was placed on the front left area just below the waist. In 2002, the NFL Equipment logo replaced the shield logos on the jerseys and the pants, though the shield remained on the helmet. Though they are not included on these 1981-96 uniform illustrations, the shield and equipment logos are incorporated into the 1997-2003 and '04-present illustrations on the following two pages, respectively.

- **The tiger stripes did not remain entirely the same:** The black tiger-stripe patterns on the shoulders of the jersey and the legs of the pants during this era did not always perfectly match those on the illustrations pictured here. Though hardly noticeable, the patterns differed slightly from one uniform manufacturer to the next. In most cases, the stripes were less wide and more numerous. At the time, minor variations of this nature were considered acceptable as long as they were negligible and did not change the overall appearance of the uniform design.



(continued)

1997-2003 — THE UPDATED STRIPES

In 1997, the Bengals introduced alterations to their uniform which were termed “evolutionary, not revolutionary.” While the helmet remained unchanged and the general look of the uniform remained intact, several modifications were made on the jerseys, pants and socks.

Perhaps the most notable of the changes was the addition of the team’s new leaping tiger logo on the sleeves of the jersey. Because the new logo was placed where uniform numbers previously had been, the numbers on the sleeves were moved to the tops of the shoulders.

Also on the jersey, the black tiger-stripe patterns on the shoulders were simplified with wider stripes. The white jersey was altered further to include black trim on the sleeves and collar. And the letters on the nameplates of both the black jersey and white jersey were given orange outlines to match the jersey numbers, which had been given orange outlines in the uniform’s 1981 redesign.

On the pants, the black tiger-stripe patterns on the sides of the legs were simplified with wider stripes to match the new jersey stripes. And, the orange-topped socks the team had been wearing since 1981 were replaced by black-topped socks.

Interesting facts from this uniform era:

- **Another not so noticeable change was made in 1997:** There was another alteration made with this Bengals uniform change — not in design, but in makeup. All of the jersey numbers and the letters of the nameplates were converted from printed images to stitched fabric. The stitched fabric process — called “tackle twill” — produced more vivid colors, and the result was much more durable. With the nameplate

letters and the jersey numerals altered to tackle twill, the black tiger-stripe pattern on the shoulders and pants were the only remaining printed items. The tiger stripes were not changed because the additional stitching required for tackle twill would have significantly reduced the elasticity of the ends of the shoulders and the sides of the pants. And, since those were considered high-stretch areas, the print process remained the better choice for the tiger stripes.

- **Incorrect stripes were placed on 1999 pants:** Two years after the Bengals made the 1997 alterations, a new manufacturer of the uniforms mistakenly produced pants with the previous tiger-stripe pattern that was used from 1981-96. The discrepancy was considered minor, since most of the 1997 alterations had occurred on the jersey. In fact, the mistake wasn’t even noticed until after the 1999 season had started. Thus, the team wore the incorrectly-striped pants for the rest of the season, and the error was corrected for the following year.

1997-2003



NOTE: These black pants were worn in two games in 2003 only (see 2004-present interesting fact on the following page).

2004-PRESENT — THE NEW STRIPES

For the first time in 23 years and just the second time in team history, the Bengals' uniform underwent a complete redesign in 2004.

The team's signature tiger-striped helmet, widely considered among the most distinctive in football since its introduction in 1981, was not altered. The changes to the rest of the new uniform, however, were numerous.

The most noticeable differences from the previous design were the additions of a third jersey, a second pant and a second sock. To supplement its regular black and white jerseys, the team added a special-occasion orange jersey which could be worn in up to two games per year. Black pants were added to the lineup, marking the first time in team history that pants of a color other than white were officially part of the team's uniform. And, the orange-topped sock — worn in the 1981-96 uniform era — returned to the lineup as a mix-and-match option, joining the black-topped sock introduced in '97.

All three jerseys displayed a new tiger-stripe pattern on the shoulders. The black jersey featured orange sleeves, and orange trim on the sleeves and collar. The white and orange jerseys had black sleeves, with black sleeve and collar trim. The sleeves of all three jerseys were given white undersides. On the black and orange jerseys, the white undersides on the sleeves continued as wide stripes down the sides.

Modern, more rounded numerals replaced the block-letter uniform numbers that had adorned Bengals jerseys of the past, and the orange outline on the new numbers was given a shadow effect. In addition, the leaping tiger logo was removed from the sleeve, while the team's new striped "B" logo was placed in the center of the chest area, just below the neckline.

Both pants featured a new tiger-stripe pattern on the sides of the legs. However, unlike the old stripes, the new stripes did not extend straight down the full length of the legs. Instead, the new stripes curved slightly forward to a point just above the knees.

Lastly, the team chose to revert its shoe color from white to black, which had been the primary shoe color from 1968-73.

Interesting fact from this uniform era:

- **2004 black pants were the first to be official, but not the first to be worn:** The Bengals' uniform officially included black pants for the first time in team history in 2004. However, 2004 did not mark the first time the team had worn black pants in a game. A year before, in 2003, the team was granted by the NFL the option to use black pants in two games as part of the redesign process that resulted in the new 2004 uniform. The team exercised that option, wearing black pants on a temporary trial basis for both their 2003 regular-season opener and finale. Those 2003 black pants, however, possessed the team's older tiger-stripe pattern of that era (see 1997-2003 illustrations on previous page), and were never worn again. The black pants that were permanently added to the lineup in 2004 were updated with the new tiger-stripe pattern.

2004-PRESENT



BENGALS LOGOS — THEN & NOW

1967-69 — RUNNING TIGER



The Cincinnati Bengals franchise was founded in 1967, a year before it began play in the modern-era American Football League. For its first logo, the team chose a caricature of a tiger, running with a football under its right arm. Flying off the tiger's head was a white helmet with another tiger's head painted on its side.

The team used this logo while they were members of the AFL through the 1969 season, though the logo never appeared on the team's uniform.

1970-80 — BLOCK-LETTERED HELMET

When the AFL merged with the NFL in 1970 — the same year the Bengals began play in the new Riverfront Stadium (later renamed Cinergy Field) — the team's logo shifted from the running tiger to a representation of the helmet the players had been wearing since the team began play in 1968.

The helmet representation, which like the real helmet was orange with "Bengals" arched across both sides in block letters, remained the team's logo through the 1980 season. The helmet logo, however, used much larger letters for "Bengals" than what actually appeared on the real helmets.



1981-96 — STRIPED HELMET

Prior to the Bengals' 1981 season — the season of their first Super Bowl appearance — the team introduced a bold new uniform that featured a distinctive, eye-catching new helmet that was orange with six black tiger stripes extending from one side to the other. With the uniform redesign, the team's logo changed from a representation of the block-lettered helmet to a representation of the new striped helmet.



When it was first introduced, the striped helmet logo was a two-dimensional side view with a two-barred face mask. By the end of the 1980s, the logo evolved into the image pictured here — a three-dimensional angled view with a multi-barred face mask. As a result of the angled view, only five of the six stripes are visible in this striped helmet logo.

1997-2003 — LEAPING TIGER

In 1997, the Bengals made subtle alterations to their uniforms. With the alterations, the team unveiled a new logo of a leaping tiger which adorned the sleeves of the uniform's new jersey. That new leaping tiger replaced the striped helmet as the team's primary logo.

The leaping tiger logo, pictured here with the team's logotype of that era, was an illustration of an aggressive-looking orange tiger with black stripes that matched those on the team's helmet and white facial accents. The leaping tiger's head by itself was the team's secondary logo. In addition, the striped helmet logo also was still commonly used.



2004-PRESENT — STRIPED "B"



**CINCINNATI
BENGALS**

The Bengals' uniform underwent a complete redesign in 2004. As part of the change, the team introduced a new striped "B" logo and created a new team font. Simple in design, the logo was the new font's letter B, colored orange with three black tiger stripes.

The striped B was placed in the center of the team's new jersey, just below the neckline, while the Bengals font was used to create the team's new logotype. The striped B replaced the leaping tiger as the team's primary mark, though the leaping tiger and the leaping tiger's head were kept as secondary marks and are still used frequently.

1969 FINAL STATISTICS (4-9-1)

Head Coach: Paul Brown

Date	W/L	Score	Opponent	Att
Sept. 14	W	27-21	Miami	25,335
Sept. 21	W	34-20	San Diego	26,243
Sept. 28	W	24-19	Kansas City	27,812
Oct. 4	L	14-21	at San Diego	52,748
Oct. 12	L	7-21	N.Y. Jets	27,927
Oct. 19	L	23-30	Denver	27,920
Oct. 26	L	22-42	at Kansas City	50,934
Nov. 2	W	31-17	Oakland	27,927
Nov. 9	T	31-31	at Houston	45,298
Nov. 16	L	14-25	Boston	25,913
Nov. 23	L	7-40	at N.Y. Jets	62,128
Nov. 30	L	13-16	at Buffalo	35,122
Dec. 7	L	17-37	at Oakland	54,427
Dec. 14	L	16-27	at Denver	42,198

TEAM STATISTICS		Bengals	Opponents
TOTAL FIRST DOWNS			
Rushing		172	278
Passing		66	135
Penalty		95	130
		11	13
TOTAL NET YARDS			
Avg. Per Game		386.8	533.7
Total Plays		276.3	381.2
Avg. Per Play		7.28	9.35
		5.3	5.7
NET YARDS RUSHING			
Avg. Per Game		152.3	265.1
Total Rushes		108.8	189.4
		363	523
NET YARDS PASSING			
Avg. Per Game		234.5	268.6
Sacked-Yards Lost		167.5	191.9
Gross Yards		57-375	16-180
Att.-Completions		2720	2866
Completion Pct.		308-163	396-205
Had Intercepted		52.9	51.8
		15	21
PUNTS-AVG.			
		85-38.8	55-41.4
PENALTIES-YARDS			
		50-55.6	72-82.4
FUMBLES-BALL LOST			
		30-25	19-16
TOUCHDOWNS			
		33	42
Rushing		10	13
Passing		22	24
Returns		1	5

Score by Periods	1	2	3	4	Tot
Bengals	48	92	72	68	280
Opponents	78	130	68	91	367

SCORING	TD-Ru	Rc	Rt	K-PAT	FG	S	TP
Muhlmann	0	0	0	32-33	16-24	0	80
Trumpy	9	0	9	0	-	0	54
Crabtree	7	0	7	0	-	0	42
Robinson	4	4	0	0	-	0	24
Thomas	4	1	3	0	-	0	24
Phillips	3	3	0	0	-	0	18
Myers	2	0	2	0	-	0	12
Cook	1	1	0	0	-	0	6
Coslet	1	0	1	0	-	0	6
Gunner	1	0	0	1	-	0	6
Wyche	1	1	0	0	-	0	6
TEAM	0	0	0	0	-	1	2
Bengals	33	10	22	1	32-33	16-24	1
Opponents	42	13	24	5	41-42	24-46	1

Two-point conversions: None, Bengals 0-0; Opponents 0-0.

PASSING	Att	Cmp	Yds	Cmp %	Yds/Att	TD	Int	Int %	Sack-Lost	Rat
Cook	197	106	1854	53.8	9.41	15	7.6	11	5.6	78
Wyche	108	54	838	50.0	7.76	7	6.5	4	3.7	80
Livingston	2	2	15	100.0	7.50	0	0.0	0	0.0	17
Gehrke	1	1	13	100.0	13.00	0	0.0	0	0.0	13
Bengals	308	163	2720	52.9	8.83	22	7.1	15	4.9	801
Opponents	396	205	2866	51.8	7.24	24	6.1	21	5.3	71

RUSHING	No	Yds	Avg	Lg	TD
Phillips	118	578	4.9	83	3
Robinson	160	489	3.1	24	4
Cook	25	148	5.9	30	1
Wyche	12	107	8.9	22	1
Turner	23	105	4.6	34	0
E. Johnson	15	54	3.6	13	0
Livingston	1	18	18.0	18	0
Thomas	4	16	4.0	16	1
Lamb	5	8	1.6	7	0
Bengals	363	1523	4.2	83	10
Opponents	523	2651	5.1	80	13

RECEIVING	No	Yds	Avg	Lg	TD
Crabtree	40	855	21.4	73	7
Trumpy	37	835	22.6	80	9
Thomas	33	481	14.6	62	3
Robinson	20	104	5.2	25	0
Phillips	13	128	9.8	31	0
Myers	10	205	20.5	50	2
Turner	5	14	2.8	8	0
T. Smith	2	15	7.5	17	0
Coslet	1	41	41.0	41	0
E. Johnson	1	39	39.0	39	1
Bengals	163	2720	16.7	80	22
Opponents	205	2866	14.0	71	24

INTERCEPTIONS	No	Yds	Avg	Lg	TD
F. Smith	4	67	16.8	29	0
Hunt	4	66	16.5	27	0
Riley	4	66	16.5	66	0
Peterson	4	23	5.8	17	0
Bergey	2	62	31.0	58	0
Gunner	1	70	70.0	70	1
Beauchamp	1	8	8.0	8	0
Guillory	1	0	0.0	0	0
Bengals	21	362	17.2	70	1
Opponents	15	239	16.0	53	0

PUNTING	No	Yds	Avg	TB	Lg	B
Livingston	70	2769	39.6	5	55	1
Swanson	12	459	38.3	1	55	0
Muhlmann	2	38	19.0	0	38	1
Lamb	1	29	29.0	0	29	0
Bengals	85	3295	38.8	6	55	2
Opponents	55	2275	41.4	-	57	-

PUNT RETURNS	Ret	FC	Yds	Avg	Lg	TD
E. Johnson	17	6	85	5.0	17	0
Thomas	4	3	15	3.8	12	0
Coleman	1	0	0	0.0	0	0
Guillory	1	0	0	0.0	0	0
King	0	0	35	-	35	0
Gehrke	0	1	0	-	0	0
Bengals	23	10	135	5.9	35	0
Opponents	39	-	297	7.6	-	0

*Lateral

USUAL STARTERS

OFFENSE		DEFENSE	
WR	Eric Crabtree	LE	Royce Berry
LT	Ernie Wright	LDt	Andy Rice
LG	Ernie Park	RDt	Bill Staley
C	Bob Johnson	RE	Steve Chomyszak
RG	Pat Matson	LLB	Al Beauchamp
	Guy Dennis	MLB	Bill Bergey
RT	Howard Fest	SLB	Bill Peterson
TE	Bob Trumpy	LCB	Fletcher Smith
WR	Speedy Thomas	RCB	Ken Riley
QB	Greg Cook	LS	Al Coleman
RB	Paul Robinson	RS	Bobby Hunt
	Jess Phillips		

KICKOFF RETURNS	No	Yds	Avg	Lg	TD
E. Johnson	16	362	22.6	51	0
Riley	14	334	23.9	40	0
Guillory	8	170	21.3	28	0
Robinson	5	168	33.6	74	0
Lamb	5	64	12.8	19	0
Phillips	3	52	17.3	29	0
Turner	3	15	5.0	13	0
Gunner	1	0	0.0	0	0
Bengals	55	1165	21.2	74	0
Opponents	39	1065	27.3	105	1

FIELD GOALS	1-19	20-29	30-39	40-49	50+
Muhlmann	6-6	5-5	3-4	1-3	1-6
Bengals	6-6	5-5	3-4	1-3	1-6

FIELD GOAL ATTEMPTS BY GAME:
Muhlmann: (21G, 21G) (17G, 59B, 50N, 23G) (38G) (50B) (51N, 47N) (10G) (35G, 27G) (16G, 37N) (18G) (55N) (-) (16G, 45N, 26G) (50G) (30G, 14G, 43G).

NOTE: Regular-season defensive statistics were not kept regularly until 1976.

1970 FINAL STATISTICS (8-6-0)

Head Coach: Paul Brown

Date	W/L	Score	Opponent	Att
Sept. 20	W	31-21	Oakland	56,616
Sept. 27	L	3-38	at Detroit	58,202
Oct. 4	L	13-20	Houston	55,094
Oct. 11	L	27-30	at Cleveland	83,520
Oct. 18	L	19-27	Kansas City	57,265
Oct. 25	L	0-20	at Washington	50,415
Nov. 2	L	10-21	at Pittsburgh	38,968
Nov. 8	W	43-14	at Buffalo	43,587
Nov. 15	W	14-10	Cleveland	60,007
Nov. 22	W	34-7	Pittsburgh	59,276
Nov. 29	W	26-6	New Orleans	59,342
Dec. 6	W	17-14	at San Diego	41,461
Dec. 13	W	30-20	at Houston	34,435
Dec. 20	W	45-7	Boston	60,157

TEAM STATISTICS	Bengals	Opponents
TOTAL FIRST DOWNS	210	236
Rushing	100	87
Passing	97	131
Penalty	13	18
TOTAL NET YARDS	3927	4178
Avg. Per Game	280.5	298.4
Total Plays	831	874
Avg. Per Play	4.7	4.8
NET YARDS RUSHING	2057	1543
Avg. Per Game	146.9	110.2
Total Rushes	461	418
NET YARDS PASSING	1870	2635
Avg. Per Game	133.6	188.2
Sacked-Yards Lost	31-227	28-250
Gross Yards	2097	2685
Att.-Completions	339-172	428-209
Completion Pct.	50.7	48.8
Had Intercepted	11	23
PUNTS-AVG.	79-46.2	60-43.8
PENALTIES-YARDS	71-831	61-784
FUMBLES-BALL LOST	22-12	28-16
TOUCHDOWNS	34	31
Rushing	16	11
Passing	12	18
Returns	6	2

Score by Periods	1	2	3	4	Tot
Bengals	56	111	85	60	312
Opponents	49	82	52	72	255

SCORING	TD	Ru	Rc	Rt	PAT	FG	S	TP
Muhlmann	0	0	0	0	33-33	25-37	0	108
Robinson	7	6	1	0	—	—	0	42
Phillips	5	4	1	0	—	—	0	30
E. Johnson	4	2	2	0	—	—	0	24
Parrish	3	0	0	3	—	—	0	18
Berry	2	0	0	2	—	—	0	12
Carter	2	2	0	0	—	—	0	12
Crabtree	2	0	2	0	—	—	0	12
Thomas	2	0	2	0	—	—	0	12
Trumpy	2	0	2	0	—	—	0	12
Wyche	2	2	0	0	—	—	0	12
Beauchamp	1	0	0	1	—	—	0	6
Coslet	1	0	1	0	—	—	0	6
Myers	1	0	1	0	—	—	0	6
Bengals	34	16	12	6	33-34	25-37	0	312
Opponents	31	11	18	2	31-31	12-24	1	255

PASSING	Att	Cmp	Yds	Cmp %	Yds/Avg	TD	TD %	Int	Int %	Lg	Sack-Lost	Rat
Carter	278	143	1647	51.4	5.92	9	3.2	9	3.2	561	21-154	66.9
Wyche	57	26	411	45.6	7.21	3	5.3	2	3.5	511	10-73	73.1
Lewis	4	3	39	75.0	9.75	0	0.0	0	0.0	18	0-0	105.2
Bengals	339	172	2097	50.7	6.19	12	3.5	11	3.2	561	31-227	68.4
Opponents	428	209	2885	48.8	6.74	18	4.2	23	5.4	871	28-250	62.5

RUSHING	No	Yds	Avg	Lg	TD
Phillips	163	648	4.0	761	4
Robinson	149	622	4.2	261	6
E. Johnson	65	273	4.2	26	2
Carter	34	246	7.2	73	2
Wyche	19	118	6.2	23	2
Dressler	18	77	4.3	17	0
Lamb	6	35	5.8	16	0
Crabtree	3	23	7.7	16	0
Lewis	2	8	4.0	7	0
Thomas	2	7	3.5	13	0
Bengals	461	2057	4.5	761	16
Opponents	418	1543	3.7	36	11

RECEIVING	No	Yds	Avg	Lg	TD
Myers	32	542	16.9	561	1
Phillips	31	124	4.0	17	1
Trumpy	29	480	16.6	531	2
Thomas	21	257	12.2	27	2
Crabtree	19	231	12.2	29	2
Robinson	17	175	10.3	27	1
E. Johnson	15	190	12.7	511	2
Coslet	8	98	12.3	24	1
Bengals	172	2097	12.2	561	12
Opponents	209	2885	13.8	871	18

INTERCEPTIONS	No	Yds	Avg	Lg	TD
Parrish	5	28	5.6	19	0
Riley	4	17	4.3	14	0
Dyer	3	45	15.0	22	0
Berger	3	35	11.7	26	0
Graham	3	31	10.3	31	0
Smith	3	17	5.7	17	0
Avery	1	5	5.0	5	0
Beauchamp	1	2	2.0	2	0
Bengals	23	180	7.8	31	0
Opponents	11	150	13.6	37	0

PUNTING	No	Yds	Avg	TB	Lg	B
Lewis	79	3651	46.2	9	63	0
Bengals	79	3651	46.2	9	63	0
Opponents	80	3505	43.8	—	61	—

PUNT RETURNS	Ret	FC	Yds	Avg	Lg	TD
Parrish	23	15	194	8.4	791	1
E. Johnson	7	1	72	10.3	36	0
Thomas	4	10	20	5.0	11	0
Graham	1	2	41	41.0	41	0
Robinson	1	0	0	0.0	0	0
Smith	1	0	0	0.0	0	0
Bengals	37	28	327	8.8	791	1
Opponents	48	11	392	8.2	631	2

KICKOFF RETURNS	No	Yds	Avg	Lg	TD
Parrish	16	482	30.1	951	1
Robinson	14	363	25.9	36	0
E. Johnson	3	68	22.7	31	0
Dressler	4	48	12.0	22	0
Lamb	2	41	20.5	21	0
Bengals	39	1002	25.7	951	1
Opponents	33	774	23.5	51	0

USUAL STARTERS

OFFENSE	DEFENSE
WR Eric Crabtree	LE Royce Berry
Chip Myers	LDT Mike Reid
LT Ernie Wright	RDT Steve Chomyszak
C Rufus Mayes	RE Ron Carpenter
CB Bob Johnson	LLB Al Beauchamp
RG Pat Matson	MLB Bill Berger
RT Mike Wilson	RLB Ken Avery
TE Bob Trumpy	LCB Lemar Parrish
WR Speedy Thomas	RCB Ken Riley
QB Virgil Carter	LS Fletcher Smith
RB Paul Robinson	RS Ken Dyer
RB Jess Phillips	AI Coleman

FIELD GOALS	1-19	20-29	30-39	40-49	50+
Muhlmann	4-4	5-7	9-11	3-9	4-5
Bengals	4-4	5-7	9-11	3-9	4-5

FIELD GOAL ATTEMPTS BY GAME:
Muhlmann: (43N, 38G, 51N) (35G) (51G, 36G, 23B) (23G, 39N, 50G) (35N, 42G, 22N, 47N, 50G) (52N) (43G, 47N) (36G, 43G, 22G, 30G, 13G) (-) (13G, 17G) (11G, 35G, 34G, 22G, 49N) (45N, 40B, 53G) (25G, 30G, 25G) (37G).

NOTE: Regular-season defensive statistics were not kept regularly until 1976.

STAFF ROSTERS VETERANS FIRST-YEAR FREE AGENTS 2005 DRAFT CHOICES COLLEGE FREE AGENTS 2004 REVIEW HISTORY RECORDS STADIUM, NFL & MEDIA

1970 SEASON PLAYOFF STATISTICS (0-1)

Date W/L Score Opponent Att
 Dec. 26* L 0-17 at Baltimore 51,127
 *AFC Divisional Playoff

TEAM STATISTICS		Bengals	Opponent
TOTAL FIRST DOWNS		7	15
Rushing		2	12
Passing		5	3
Penalty		0	0
3rd Down: Made-Att.	3-14	6-14	42.9
3rd Down Pct.	21.4	42.9	0-0
4th Down: Made-Att.	0-1	0-0	—
4th Down Pct.	0.0	—	NA
POSSESSION AVG.	NA	NA	139
TOTAL NET YARDS		139	299
Avg. Per Game		139.0	299.0
Total Plays		46	66
Avg. Per Play		3.0	4.5
NET YARDS RUSHING		63	170
Avg. Per Game		63.0	170.0
Total Rushes		22	47
NET YARDS PASSING		76	129
Avg. Per Game		76.0	129.0
Sacked-Yards Lost		3-17	2-16
Gross Yards		93	145
Att.-Completions		21-8	17-6
Completion Pct.		38.1	35.3
Had Intercepted		1	0
PUNTS-AVG.		8-39.1	6-38.3
Net Punting Avg.		35.6	37.3
PENALTIES-YARDS		1-5	6-63
FUMBLES-BALLS LOST		1-0	0-0
TOUCHDOWNS		0	2
Rushing		0	0
Passing		0	2
Returns		0	0

Score by Periods	1	2	3	4	OT	Tot
Bengals	0	0	0	0	—	0
Opponent	7	3	0	7	—	17

PASSING	Att	Cmp	Yds	%	Att	TD	%	Int	%	Lg	Sack- Lost	Rat
Carter	20	7	64	35.0	3.20	0	0.0	1	5.0	16	3-17	23.8
Wyche	1	1	29	100.0	29.00	0	0.0	0	0.0	29	0-0	118.8
Bengals	21	8	93	38.1	4.43	0	0.0	1	4.8	29	3-17	32.4
Opponent	17	6	145	35.3	8.53	2	11.8	0	0.0	53	2-16	106.3

SCORING	TD	Ru	Rc	Rl	PAT	FG	S	TP
(None)								
Bengals	0	0	0	0	0-0	0-0	0	0
Opponent	2	0	2	0	2-2	1-3	0	17

RUSHING	No	Yds	Avg	Lg	TD
Robinson	5	25	5.0	9	0
Carter	2	16	8.0	9	0
Phillips	10	12	1.2	4	0
Lewis	3	10	3.3	9	0
E. Johnson	2	0	0.0	3	0
Bengals	22	63	2.9	9	0
Opponent	47	170	3.6	17	0

RECEIVING	No	Yds	Avg	Lg	TD
Myers	4	66	16.5	29	0
Phillips	2	12	6.0	6	0
Thomas	1	9	9.0	9	0
E. Johnson	1	6	6.0	6	0
Bengals	8	93	11.6	29	0
Opponent	6	145	24.2	53	2

INTERCEPTIONS	No	Yds	Avg	Lg	TD
(None)					
Bengals	0	0	—	—	0
Opponent	1	0	0.0	0	0

PUNTING	No	Yds	Avg	Net	TB	In20	Lg	B
Lewis	8	313	39.1	35.6	0	1	53	0
Bengals	8	313	39.1	35.6	0	1	53	0
Opponent	6	230	38.3	37.3	0	0	45	0

PUNT RETURNS	Ret	FC	Yds	Avg	Lg	TD
Parrish	2	1	6	3.0	3	0
Thomas	0	2	0	—	—	0
Bengals	2	3	6	3.0	3	0
Opponent	7	0	28	4.0	10	0

KICKOFF RETURNS	No	Yds	Avg	Lg	TD
Robinson	2	29	14.5	24	0
Lamb	1	17	17.0	17	0
Bengals	3	46	15.3	24	0
Opponent	1	0	0.0	0	0

FIELD GOALS	1-19	20-29	30-39	40-49	50+
Muhlmann	0-0	0-0	0-0	0-0	0-1
Bengals	0-0	0-0	0-0	0-0	0-1
Opponent	0-0	0-0	0-0	1-2	0-1

FIELD GOAL ATTEMPTS:
 Muhlmann: (50B).
 Opponent: (50B, 44G, 44N)

Player	ST	AT	TT	Sks-		FF	Yds
				Yds	PD		
Bergey	7	7	14	0-0	0	NA	0-0
Chomyszak	5	6	11	1-8	1	NA	0-0
Avery	5	4	9	0-0	0	NA	0-0
Beauchamp	6	2	8	0-0	0	NA	0-0
Berry	4	4	8	1-8	1	NA	0-0
Dyer	3	5	8	0-0	0	NA	0-0
Reid	6	1	7	0-0	0	NA	0-0
Carpenter	4	2	6	0-0	0	NA	0-0
Parrish	4	0	4	0-0	1	NA	0-0
Smith	3	0	3	0-0	0	NA	0-0
Roman	2	1	3	0-0	0	NA	0-0
Baccaglio	2	0	2	0-0	0	NA	0-0
Lamb	1	1	2	0-0	0	NA	0-0
Guilberry	1	0	1	0-0	0	NA	0-0
E. Johnson	1	0	1	0-0	0	NA	0-0
Peterson	1	0	1	0-0	0	NA	0-0
Riley	0	1	1	0-0	2	NA	0-0

Blocked kicks: Bergey (1 blocked FG).

*Press box statistics

1971 FINAL STATISTICS (4-10-0)

USUAL STARTERS

Head Coach: Paul Brown

Date	W/L	Score	Opponent	Att
Sept. 19	W	37-14	Philadelphia	55,880
Sept. 26	L	10-21	at Pittsburgh	48,448
Oct. 3	L	17-20	at Green Bay	56,263
Oct. 10	L	13-23	Miami	60,099
Oct. 17	L	24-27	Cleveland	60,284
Oct. 24	L	27-31	at Oakland	54,699
Oct. 31	L	6-10	at Houston	37,947
Nov. 7	L	6-9	Atlanta	59,604
Nov. 14	W	24-10	at Denver	51,200
Nov. 21	W	28-13	Houston	59,390
Nov. 28	W	31-0	San Diego	59,580
Dec. 5	L	27-31	at Cleveland	82,705
Dec. 12	L	13-21	Pittsburgh	60,022
Dec. 19	L	21-35	at N.Y. Jets	63,151

TEAM STATISTICS		Bengals	Opponents
TOTAL FIRST DOWNS			
Rushing		236	213
Passing		109	93
Penalty		115	102
TOTAL NET YARDS			
Avg. Per Game		304.7	279.0
Total Plays		867	811
Avg. Per Play		4.9	4.8
NET YARDS RUSHING			
Avg. Per Game		153.0	127.0
Total Rushes		462	446
NET YARDS PASSING			
Avg. Per Game		151.7	152.0
Sacked-Yards Lost		40-303	30-254
Gross Yards		2427	2382
Att.-Completions		365-214	335-157
Completion Pct.		58.6	46.9
Had Intercepted		11	27
PUNTS-AVG.			
		73-44.7	73-40.9
PENALTIES-YARDS			
		82-921	72-722
FUMBLES-BALL LOST			
		29-12	21-12
TOUCHDOWNS			
Rushing		14	11
Passing		15	19
Returns		3	2

Score by Periods	1	2	3	4	Tot
Bengals	58	64	91	71	284
Opponents	44	71	48	102	265

SCORING	TD	Ru	Rc	Rt	PAT	FG	S	TP
Muhlmann	0	0	0	0	31-31	20-36	0	91
Willis	7	7	0	0	-	-	0	42
E. Johnson	6	4	2	0	-	-	0	36
Costel	4	0	4	0	-	-	0	24
Trumpy	3	0	3	0	-	-	0	18
Crabtree	2	0	2	0	-	-	0	12
Parrish	2	0	0	2	-	-	0	12
Thomas	2	0	0	0	-	-	0	12
Anderson	1	1	0	0	-	-	0	6
Beauchamp	1	0	0	1	-	-	0	6
Dressler	1	1	0	0	-	-	0	6
Myers	1	0	1	0	-	-	0	6
Phillips	1	0	1	0	-	-	0	6
Robinson	1	1	0	0	-	-	0	6
Carter	0	0	0	0	14	-	0	1
Bengals	32	14	15	3	32-32	20-36	0	284
Opponents	32	11	19	2	31-32	14-22	0	265

†PAT scored on a run.

RUSHING	No	Yds	Avg	Lg	TD
Willis	135	590	4.4	36	7
E. Johnson	85	522	6.1	86†	4
Phillips	94	420	4.5	31	0
Robinson	49	213	4.3	17	1
Dressler	54	204	3.8	13	1
Anderson	22	125	5.7	16	1
Carter	8	42	5.3	19	0
Lamb	5	13	2.6	7	0
Durko	1	7	7.0	7	0
Wilks	6	6	1.0	9	0
Crabtree	1	1	1.0	1	0
Thomas	2	-1	-0.5	0	0
Bengals	462	2142	4.6	86†	14
Opponents	446	1778	4.0	63†	11

RECEIVING	No	Yds	Avg	Lg	TD
Trumpy	40	531	13.3	44	3
Myers	27	286	10.6	20	1
Willis	24	223	9.3	29	0
Thomas	22	327	14.9	90†	2
Phillips	22	125	5.7	19	1
Costel	21	356	17.0	71†	4
Dressler	19	145	7.6	26	0
E. Johnson	14	258	18.4	67†	2
Crabtree	14	102	7.3	22	2
Robinson	8	47	5.9	16	0
Marshall	2	18	9.0	10	0
Kelly	1	9	9.0	9	0
Bengals	214	2427	11.3	90†	15
Opponents	157	2382	15.2	74†	19

INTERCEPTIONS	No	Yds	Avg	Lg	TD
Parrish	7	105	15.0	65†	1
Beauchamp	6	53	8.8	18†	1
Riley	5	22	4.4	21	0
Durko	4	46	11.5	25	0
Bergey	1	16	16.0	16	0
Peterman	1	16	16.0	16	0
Coleman	1	15	15.0	15	0
Craig	1	0	0.0	0	0
Smith	1	0	0.0	0	0
Bengals	27	273	10.1	65†	2
Opponents	11	219	19.9	48†	1

PUNTING	No	Yds	Avg	TB	Lg	B
Lewis	72	3229	44.8	8	56	0
Dressler	1	34	34.0	0	34	0
Bengals	73	3263	44.7	8	56	0
Opponents	73	2988	40.9	-	-	-

PUNT RETURNS	Ret	FC	Yds	Avg	Lg	TD
Parrish	12	9	93	7.8	47	0
Durko	6	11	14	2.3	7	0
Thomas	4	4	10	2.5	7	0
E. Johnson	3	5	28	9.3	14	0
Bengals	25	29	145	5.8	47	0
Opponents	41	-	304	7.4	-	1

OFFENSE	DEFENSE
WR Eric Crabtree,	LE Royce Berry
Chip Myers	LDT Mike Reid
LT Ernie Wright,	RDT Steve Chomyszak
Rufus Mayes	RE Ron Carpenter
LG Howard Fast	LLB Al Beauchamp
C Bob Johnson	MLB Bill Bergey
RG Pat Matson	RLB Ken Avery
RT Vernon Holland	LCB Lemar Parrish
TE Bob Trumpy,	RCB Ken Riley
Bruce Costel	LS Fletcher Smith,
WR Speedy Thomas,	Neal Craig
Bob Trumpy	RS Sandy Durko
QB Virgil Carter	
RB Paul Robinson	
RB Jess Phillips	

KICKOFF RETURNS	No	Yds	Avg	Lg	TD
Robinson	18	335	18.6	37	0
Parrish	13	296	22.8	30	0
Willis	4	81	20.3	32	0
Phillips	2	49	24.5	31	0
Lamb	2	42	21.0	25	0
E. Johnson	2	40	20.0	21	0
Dressler	1	20	20.0	20	0
Kelly	1	0	0.0	0	0
Bengals	43	863	20.1	37	0
Opponents	39	1024	26.3	-	0

FIELD GOALS	1-19	20-29	30-39	40-49	50+
Muhlmann	6-6	5-8	4-9	4-10	1-3
Bengals	6-6	5-8	4-9	4-10	1-3

FIELD GOAL ATTEMPTS BY GAME:

Muhlmann: (26G, 34N, 36G, 35G) (45N, 33G, 51N) (26G) (16G, 27N, 9G) (12G) (11G, 37B, 36G) (45G, 46G, 27N, 32N) (30N, 51G, 24G) (14G, 48N) (-) (40G, 35N, 43N) (55G, 46G, 24G) (27N, 18G, 22G) (43N, 49N, 44N).

NOTE: Regular-season defensive statistics were not kept regularly until 1976.

PASSING	Att	Cmp	Yds	Cmp %	Yds/Att	TD	TD %	Int	Int %	Lg	Sack-Lost	Rat
Carter	222	138	1624	62.2	7.32	10	4.5	7	3.2	90†	13-122	86.2
Anderson	131	72	777	55.0	5.93	5	3.8	4	3.1	44	23-159	72.5
Lewis	10	3	18	30.0	1.80	0	0.0	0	0.0	13	4-22	39.6
Willis	2	1	8	50.0	4.00	0	0.0	0	0.0	8	0-0	79.4
Bengals	365	214	2427	58.6	6.65	15	4.1	11	3.0	90†	40-303	60.8
Opponents	335	157	2382	46.9	7.11	19	5.7	27	8.1	74†	30-254	56.1

1972 FINAL STATISTICS (8-6-0)

Head Coach: Paul Brown

Date	W/L	Score	Opponent	Att
Sept. 17	W	31-7	at New England	60,999
Sept. 24	W	15-10	Pittsburgh	54,292
Oct. 1	L	6-27	at Cleveland	81,564
Oct. 8	W	21-10	Denver	55,812
Oct. 15	W	23-16	at Kansas City	79,068
Oct. 22	L	12-15	at Los Angeles	73,385
Oct. 29	W	30-7	Houston	59,409
Nov. 5	L	17-40	at Pittsburgh	50,350
Nov. 12	L	14-20	Oakland	59,485
Nov. 19	L	19-20	Baltimore	49,512
Nov. 26	W	13-3	at Chicago	55,701
Dec. 3	W	13-10	N.Y. Giants	59,523
Dec. 9	L	24-27	Cleveland	59,524
Dec. 17	W	61-17	at Houston	32,482

TEAM STATISTICS		Bengals	Opponents
TOTAL FIRST DOWNS			
Rushing		255	207
Passing		112	98
Penalty		122	92
		21	17
TOTAL NET YARDS			
Avg. Per Game		431.7	355.2
Total Plays		809.4	253.7
Avg. Per Play		4.6	4.5
NET YARDS RUSHING			
Avg. Per Game		199.6	161.5
Total Rushes		142.6	129.6
		491	406
NET YARDS PASSING			
Avg. Per Game		232.1	173.7
		165.8	124.1
Sacked-Yards Lost		24-192	38-296
Gross Yards		2513	2033
Att.-Completions		384-219	350-167
Completion Pct.		57.0	47.7
Had Intercepted		11	20
PUNTS-AVG.			
		66-42.1	64-42.4
PENALTIES-YARDS			
		76-738	69-581
FUMBLES-BALL LOST			
		28-18	30-9
TOUCHDOWNS			
		31	24
Rushing		16	11
Passing		10	11
Returns		5	2

Score by Periods	1	2	3	4	Tot
Bengals	36	62	99	102	299
Opponents	37	79	42	71	229

SCORING	TD	Ru	Re	Rt	PAT	FG	S	TP
Muhlmann	0	0	0	0	30-31	27-40	0	111
Dressler	7	6	1	0	-	-	0	42
E. Johnson	6	4	2	0	-	-	0	36
Anderson	3	3	0	0	-	-	0	18
Myers	3	0	3	0	-	-	0	18
Parrish	3	0	0	3	-	-	0	18
Carter	2	2	0	0	-	-	0	12
Trumpy	2	0	2	0	-	-	0	12
Casanova	1	0	0	1	-	-	0	6
Coslet	1	0	1	0	-	-	0	6
Craig	1	0	0	1	-	-	0	6
Phillips	1	1	0	0	-	-	0	6
Thomas	1	0	1	0	-	-	0	6
White	0	0	0	0	-	-	1	2
Bengals	31	16	10	5	30-31	27-40	1	299
Opponents	24	11	11	2	23-24	20-29	1	229

PASSING	Att	Cmp	Yds	Cmp %	Yds/Att	TD	TD %	Int	Int %	Sack-Lost	Rat
Anderson	301	171	1918	56.8	6.37	7	2.3	7	2.3	651	74.0
Carter	82	47	579	57.3	7.06	3	3.7	4	4.9	36	71.1
Willis	1	1	16	100.0	16.00	0	0.0	0	0.0	0	118.8
Bengals	384	219	2513	57.0	6.54	10	2.6	11	2.9	651	24-192
Opponents	350	167	2033	47.7	5.81	11	3.1	20	5.7	68	38-296

RUSHING	No	Yds	Avg	Lg	TD
E. Johnson	212	825	3.9	19	4
Dressler	128	565	4.4	43t	6
Phillips	48	207	4.3	20	1
Willis	42	127	3.0	12	0
Anderson	22	94	4.3	18	3
Robinson	21	94	4.5	15	0
Carter	12	57	4.8	14	2
Lewis	1	15	15.0	15	0
Conley	3	8	2.7	5	0
Joiner	1	2	2.0	2	0
Morrison	1	2	2.0	2	0
Bengals	491	1996	4.1	43t	16
Opponents	406	1815	4.5	41	11

RECEIVING	No	Yds	Avg	Lg	TD
Myers	57	792	13.9	42	3
Trumpy	44	500	11.4	38	2
Dressler	39	348	8.9	33	1
E. Johnson	29	420	14.5	65t	2
Thomas	17	171	10.1	18	1
Phillips	10	50	5.0	15	0
Willis	9	46	5.1	10	0
Joiner	8	133	16.6	25	0
Coslet	5	48	9.6	17	1
Bule	1	5	5.0	5	0
Bengals	219	2513	11.5	65t	10
Opponents	167	2033	12.2	68t	11

INTERCEPTIONS	No	Yds	Avg	Lg	TD
Casanova	5	108	21.6	33	0
Parrish	5	90	18.0	33t	2
Adams	3	44	14.7	19	0
Riley	3	0	0.0	0	0
Craig	2	76	38.0	63t	1
Beauchamp	1	8	8.0	8	0
Jackson	1	0	0.0	0	0
Bengals	20	326	16.3	63t	3
Opponents	11	70	6.4	28	0

PUNTING	No	Yds	Avg	TB	Lg	B
Lewis	66	2777	42.1	6	60	0
Bengals	66	2777	42.1	6	60	0
Opponents	84	3559	42.4	-	62	0

PUNT RETURNS	Ret	FC	Yds	Avg	Lg	TD
Casanova	30	19	289	9.6	66t	1
Parrish	15	2	141	9.4	51t	1
E. Johnson	2	0	7	3.5	7	0
Bengals	47	21	437	9.3	66t	2
Opponents	26	16	152	5.8	54	0

KICKOFF RETURNS	No	Yds	Avg	Lg	TD
Jackson	21	509	24.2	62	0
Parrish	15	348	23.2	45	0
Joiner	5	88	17.6	25	0
Casanova	1	34	34.0	34	0
Lewis	1	15	15.0	15	0
E. Johnson	1	13	13.0	13	0
Dannis	1	11	11.0	11	0
Kelly	1	0	0.0	0	0
Bengals	46	1018	22.1	62	0
Opponents	44	984	22.4	34	0

USUAL STARTERS

OFFENSE	DEFENSE
WR Speedy Thomas	LE Royce Berry
LT Stan Walters	LDT Mike Reid
LG Howard Fest	ROT Steve Chomyszak
C Bob Johnson	RE Sherman White
RG Pat Matson	LLB Al Beauchamp
RT Vernon Holland	MLB Bill Bergey
TE Bob Trumpy	RLB Ken Avery
WR Chip Myers	LCB Lamar Parrish
QB Ken Anderson	RCB Ken Riley
RB Essex Johnson	LS Neal Craig
RB Doug Dressler	RS Tommy Casanova

FIELD GOALS	1-19	20-29	30-39	40-49	50+
Muhlmann	6-7	6-10	9-12	5-8	1-3
Bengals	6-7	6-10	9-12	5-8	1-3

FIELD GOAL ATTEMPTS BY GAME:
Muhlmann: (51B, 38G) (32G, 20G, 32G, 34G, 41G) (14G, 26G, 28N, 30N) (49N) (46G, 16G, 12G) (25G, 26N, 21N, 17N) (10G, 42G, 33G) (37G) (21B, 35B) (25G, 40G) (39G, 14G, 39N) (50N, 27G, 40N, 47N, 18G) (31G) (51G, 46G, 24G, 32G).

NOTE: Regular-season defensive statistics were not kept regularly until 1976

1973 FINAL STATISTICS (10-4-0)

Head Coach: Paul Brown

Date	W/L	Score	Opponent	All
Sept. 16	L	10-28	at Denver	49,059
Sept. 23	W	24-10	Houston	51,823
Sept. 30	W	20-13	at San Diego	46,733
Oct. 7	L	10-17	at Cleveland	70,805
Oct. 14	W	19-7	Pittsburgh	55,819
Oct. 21	W	14-6	Kansas City	56,397
Oct. 28	L	13-20	at Pittsburgh	45,761
Nov. 4	L	10-38	at Dallas	54,944
Nov. 11	W	16-13	at Buffalo	76,927
Nov. 18	W	20-14	N.Y. Jets	55,745
Nov. 25	W	42-24	St. Louis	50,918
Dec. 2	W	27-0	Minnesota	57,859
Dec. 9	W	34-17	Cleveland	58,266
Dec. 16	W	27-24	at Houston	21,955

TEAM STATISTICS		Bengals	Opponents
TOTAL FIRST DOWNS			
Rushing		124	109
Passing		108	97
Penalty		20	13
TOTAL NET YARDS			
Avg. Per Game		451.2	370.5
Avg. Per Play		322.3	264.6
Total Plays		871	840
Avg. Per Play		5.2	4.4
NET YARDS RUSHING			
Avg. Per Game		223.6	180.7
Total Rushes		159.7	129.1
Avg. Per Play		515	459
NET YARDS PASSING			
Avg. Per Game		227.6	189.8
Sacked-Yards Lost		162.6	135.6
Gross Yards		24-163	43-342
Alt.-Completions		2439	2240
Completion Pct.		332-180	338-182
Had Intercepted		54.2	53.8
		12	18
PUNTS-AVG.			
		68-41.0	77-41.7
PENALTIES-YARDS			
		83-799	78-710
FUMBLES-BALL LOST			
		25-14	31-15
TOUCHDOWNS			
Rushing		32	27
Passing		13	15
Returns		18	9
		1	3

Score by Periods	1	2	3	4	Tot
Bengals	39	100	79	68	286
Opponents	50	61	58	62	231

SCORING	TD	Ru	Rc	Rt	PAT	FG	S	TP
Muhlmann	0	0	0	0	31-32	21-31	0	94
Curtis	9	0	9	0	—	—	0	54
Clark	8	8	0	0	—	—	0	48
E. Johnson	7	4	3	0	—	—	0	42
Trumpy	5	0	5	0	—	—	0	30
Elliott	2	1	1	0	—	—	0	12
Parrish	1	0	0	1	—	—	0	6
Bengals	32	13	18	1	31-32	21-31	0	286
Opponents	27	15	9	3	27-27	14-23	0	231

PASSING	Att	Cmp	Yds	%	Int	Sack-Lost	Rat
Anderson	329	179	2428	54.4	7.38	18	5.5
Cook	3	1	11	33.3	3.67	0	0.0
Bengals	332	180	2439	54.2	7.35	18	5.4
Opponents	338	182	2240	53.8	6.63	9	2.7

RUSHING	No	Yds	Avg	Lg	TD
E. Johnson	195	997	5.1	46	4
Clark	254	988	3.9	26	8
Elliott	22	122	5.5	15	1
Anderson	26	97	3.7	17	0
Wilson	10	39	3.9	11	0
Morrison	3	11	3.7	8	0
Lewis	3	-7	-2.3	5	0
Curtis	2	-11	-5.5	1	0
Bengals	515	2236	4.3	46	13
Opponents	459	1807	3.9	52	15

RECEIVING	No	Yds	Avg	Lg	TD
Curtis	45	843	18.7	77	9
Clark	45	347	7.7	39	0
Trumpy	29	435	15.0	53	5
E. Johnson	28	356	12.7	78	3
Joiner	13	214	16.5	26	0
Coslet	9	123	13.7	18	0
Myers	7	77	11.0	18	0
George	2	28	14.0	19	0
Elliott	1	12	12.0	12	1
Morrison	1	4	4.0	4	0
Bengals	180	2439	13.6	78	18
Opponents	182	2240	12.3	67	9

INTERCEPTIONS	No	Yds	Avg	Lg	TD
Casanova	4	33	8.3	16	0
Bergy	3	50	16.7	22	0
Beauchamp	3	4	1.3	4	0
Craig	2	52	26.0	30	0
Parrish	2	10	5.0	10	0
Riley	2	2	1.0	5	0
Avery	1	15	15.0	15	0
Jackson	1	0	0.0	0	0
Bengals	18	166	9.2	30	0
Opponents	12	198	16.5	37	1

PUNTING	No	Yds	Avg	TB	Lg	B
Lewis	68	2790	41.0	4	60	0
Bengals	68	2790	41.0	4	60	0
Opponents	77	3214	41.7	-	-	-

PUNT RETURNS	Ret	FC	Yds	Avg	Lg	TD
Parrish	25	1	200	8.0	47	0
Casanova	15	6	119	7.9	27	0
Blackwood	4	5	12	3.0	4	0
Lewis	1	2	2	2.0	2	0
Bengals	45	14	333	7.4	47	0
Opponents	27	-	123	4.6	-	0

USUAL STARTERS

OFFENSE		DEFENSE	
WR	Tim George,	LE	Royce Berry
	Charlie Joiner,	LDT	Mike Reid
	Chip Myers	RDT	Ron Carpenter
LT	Rulus Mayes	RE	Sherman White
LG	Howard Fest	LLB	Al Beauchamp
C	Bob Johnson	MLB	Bill Bergay
RG	Pat Matson	RLB	Ron Pritchard
RT	Vernon Holland	LCB	Lemar Parrish
TE	Bob Trumpy	RCB	Ken Riley
WR	Isaac Curtis	LS	Neal Craig
QB	Ken Anderson	RS	Tommy Casanova
HB	Essex Johnson		
FB	Boobie Clark		

KICKOFF RETURNS	No	Yds	Avg	Lg	TD
Jackson	21	520	24.8	41	0
Wilson	8	173	21.6	27	0
Parrish	7	143	20.4	29	0
Lewis	2	40	20.0	27	0
Coslet	1	0	0.0	0	0
Bengals	39	876	22.5	41	0
Opponents	42	1170	27.9	103	1

FIELD GOALS	1-19	20-29	30-39	40-49	50+
Muhlmann	5-5	6-7	5-9	4-6	1-4
Bengals	5-5	6-7	5-9	4-6	1-4

FIELD GOAL ATTEMPTS BY GAME:
Muhlmann: (21G) (39N, 27G, 51N) (42N, 34N, 26N) (38G) (41G, 20G, 52N, 20G, 19G) (32N, 57N) (41G, 17G) (29G) (35G, 33N, 36G, 47N, 33G) (16G, 51G) (-) (22G, 38G) (45G, 10G) (40G, 11G)

NOTE: Regular-season defensive statistics were not kept regularly until 1976.

1973 SEASON PLAYOFF STATISTICS (0-1)

Date	W/L	Score	Opponent	Att
Dec. 23*	L	16-34	at Miami	74,770

*AFC Divisional Playoff

TEAM STATISTICS	Bengals	Opponent
TOTAL FIRST DOWNS	11	27
Rushing	5	18
Passing	6	9
Penalty	0	0
3rd Down: Made-Att.	5-14	10-14
3rd Down Pct.	35.7	71.4
4th Down: Made-Att.	0-0	0-0
4th Down Pct.	-	-
POSSESSION AVG.	NA	NA
TOTAL NET YARDS	194	400
Avg. Per Game	194.0	400.0
Total Plays	50	71
Avg. Per Play	3.9	5.6
NET YARDS RUSHING	97	241
Avg. Per Game	97.0	241.0
Total Rushes	20	52
NET YARDS PASSING	97	159
Avg. Per Game	97.0	159.0
Sacked-Yards Lost	3-16	0-0
Gross Yards	113	159
Att.-Completions	27-14	19-11
Completion Pct.	51.9	57.9
Had Intercepted	1	2
PUNTS-AVG.	7-36.3	2-49.0
Net Punting Avg.	32.6	36.0
PENALTIES-YARDS	2-19	1-5
FUMBLES-BALLS LOST	0-0	2-1
TOUCHDOWNS	1	4
Rushing	0	2
Passing	0	2
Returns	1	0

Score by Periods	1	2	3	4	OT	Total
Bengals	3	13	0	0	-	16
Opponent	14	7	10	3	-	34

PASSING	Att	Cmp	Yds	Cmp %	Yds/Att	TD	%	Int	Lg	Sack-Lost	Rat
Anderson	27	14	113	51.9	4.19	0	0.0	1	3.7	18	3-16 47.3
Bengals	27	14	113	51.9	4.19	0	0.0	1	3.7	18	3-16 47.3
Opponent	19	11	159	57.9	8.37	2	10.5	2	10.5	48	0-0 80.7

SCORING	TD-Ru	Rc-Rt	PAT	FG	S	TP
Muhlmann	0	0	0	1-1	3-3	0 10
Craig	1	0	0	1	-	0 6
Bengals	1	0	0	1-1	3-3	0 16
Opponent	4	2	2	0	4-4	2-2 0 34

RUSHING	No	Yds	Avg	Lg	TD
Clark	7	40	5.7	15	0
Anderson	3	26	8.7	22	0
E. Johnson	2	17	8.5	14	0
Elliott	7	15	2.1	5	0
Curtis	1	-1	-1.0	-1	0
Bengals	20	97	4.9	22	0
Opponent	52	241	4.6	27	2

RECEIVING	No	Yds	Avg	Lg	TD
Elliott	9	53	5.9	16	0
Joiner	2	33	16.5	18	0
Clark	2	18	9.0	12	0
Curtis	1	9	9.0	9	0
Bengals	14	113	8.1	18	0
Opponent	11	159	14.5	48	2

INTERCEPTIONS	No	Yds	Avg	Lg	TD
Craig	1	45	45.0	45	1
Casanova	1	0	0.0	0	0
Bengals	2	45	22.5	45	1
Opponent	1	19	19.0	19	0

PUNTING	No	Yds	Avg	Net	TB	In20	Lg	B
Lewis	7	254	36.3	32.6	1	0	50	0
Bengals	7	254	36.3	32.6	1	0	50	0
Opponent	2	98	49.0	36.0	0	0	54	0

PUNT RETURNS	Ret	FC	Yds	Avg	Lg	TD
Casanova	1	0	15	15.0	15	0
Parrish	1	0	11	11.0	11	0
Bengals	2	0	26	13.0	15	0
Opponent	2	4	6	3.0	4	0

KICKOFF RETURNS	No	Yds	Avg	Lg	TD
Parrish	1	25	25.0	25	0
Jackson	1	17	17.0	17	0
Bengals	2	42	21.0	25	0
Opponent	2	14	7.0	14	0

FIELD GOALS	1-19	20-29	30-39	40-49	50+
Muhlmann	1-1	1-1	0-0	1-1	0-0
Bengals	1-1	1-1	0-0	1-1	0-0
Opponent	0-0	0-0	0-0	1-1	1-1

FIELD GOAL ATTEMPTS:
Muhlmann: (24G, 46G, 12G).
Opponent: (50G, 46G).

Player	ST	AT	TT	Sks-			FR-Yds
				Yds	PD	FF	
Bergay	7	5	12	0-0	0	NA	0-0
Carpenter	7	5	12	0-0	0	NA	0-0
Beauchamp	9	2	11	0-0	0	NA	0-0
Casanova	9	1	10	0-0	1	NA	0-0
Berry	5	1	6	0-0	0	NA	0-0
White	5	0	5	0-0	1	NA	0-0
Riley	4	1	5	0-0	0	NA	0-0
Avery	3	2	5	0-0	0	NA	0-0
Craig	3	2	5	0-0	1	NA	0-0
Parrish	3	2	5	0-0	0	NA	0-0
Pritchard	3	2	5	0-0	0	NA	0-0
Adams	1	0	1	0-0	0	NA	0-0
DeLeonie	1	0	1	0-0	0	NA	0-0
Jackson	1	0	1	0-0	0	NA	0-0
LeClair	1	0	1	0-0	0	NA	1-0
Trumpy	1	0	1	0-0	0	NA	0-0
Reid	0	1	1	0-0	0	NA	0-0

Blocked kicks: None.

*Press box statistics

1974 FINAL STATISTICS (7-7-0)

USUAL STARTERS

Head Coach: Paul Brown

Date	W/L	Score	Opponent	Att
Sept. 15	W	33-7	Cleveland	53,113
Sept. 22	L	17-20	San Diego	51,178
Sept. 29	W	21-3	at San Francisco	49,895
Oct. 6	W	28-17	Washington at Cleveland	56,175
Oct. 13	W	34-24	at Oakland	70,897
Oct. 20	L	27-30	Houston	51,821
Oct. 27	L	11-34	at Baltimore	55,434
Nov. 3	W	24-14	at Pittsburgh	36,110
Nov. 10	W	17-10	at Houston	47,532
Nov. 17	L	3-20	Kansas City	44,054
Nov. 24	W	33-6	at Miami	49,772
Dec. 2	L	3-24	Detroit	71,962
Dec. 8	L	19-23	at Pittsburgh	45,159
Dec. 14	L	3-27	at Pittsburgh	42,878

TEAM STATISTICS	Bengals	Opponents
TOTAL FIRST DOWNS	260	256
Rushing	115	127
Passing	131	109
Penalty	14	20
TOTAL NET YARDS	4489	3942
Avg. Per Game	320.6	281.6
Total Plays	835	892
Avg. Per Play	5.4	4.4
NET YARDS RUSHING	1978	2152
Avg. Per Game	141.3	153.7
Total Rushes	445	497
NET YARDS PASSING	2511	1790
Avg. Per Game	179.4	127.9
Sacked-Yards Lost	37-393	36-320
Gross Yards	2804	2110
Att.-Completions	353-224	359-186
Completion Pct.	63.5	51.8
Had Intercepted	13	9
PUNTS-AVG.	66-40.9	81-37.8
PENALTIES-YARDS	78-653	77-640
FUMBLES-BALL LOST	27-18	23-11
TOUCHDOWNS	36	30
Rushing	14	16
Passing	18	13
Returns	4	1

Score by Periods	1	2	3	4	Tot
Bengals	50	95	60	78	283
Opponents	37	63	70	89	259

SCORING	TD	Ru	Rc	Rl	PAT	FG	S	TP
Muhlmann	0	0	0	0	32-35	11-18	0	65
Curtis	10	0	10	0	-	-	0	60
B. Clark	6	5	1	0	-	-	0	36
Williams	4	3	1	0	-	-	0	24
Parrish	3	0	0	3	-	-	0	18
Anderson	2	2	0	0	-	-	0	12
Dressler	2	2	0	0	-	-	0	12
Elliott	2	1	1	0	-	-	0	12
Trumpy	2	0	2	0	-	-	0	12
W. Clark	1	1	0	0	-	-	0	6
E. Johnson	1	0	1	0	-	-	0	6
Joiner	1	0	1	0	-	-	0	6
Maddox	1	0	0	1	-	-	0	6
Myers	1	0	1	0	-	-	0	6
Carpenter	0	0	0	0	-	-	1	2
Bengals	36	14	18	4	32-36	11-18	0	1283
Opponents	30	16	13	1	28-30	17-22	0	259

PASSING	Att	Cmp	Yds	Cmp %	Yds/Att	TD	Int	Int %	Lg	Sack-Lost	Rat	
Anderson	328	213	2667	64.9	8.13	18	5.5	10.3	3.0	771	36-292	95.7
W. Clark	22	9	98	40.9	4.45	0	0.0	3	13.6	19	1-1	15.2
Green	2	1	22	50.0	11.00	0	0.0	0	0.0	22	0-0	89.6
Elliott	1	1	17	100.0	17.00	0	0.0	0	0.0	17	0-0	118.8
Bengals	353	224	2804	63.5	7.94	18	5.1	13	3.7	771	37-293	89.7
Opponents	359	186	2110	51.8	5.88	13	3.6	9	2.5	64	36-320	71.4

RUSHING	No	Yds	Avg	Lg	TD
Davis	72	375	5.2	29	0
Elliott	68	345	5.1	26	1
Anderson	43	314	7.3	20	2
B. Clark	99	312	3.2	22	5
Dressler	72	255	3.5	17	2
Williams	58	236	4.1	18	3
Curtis	8	62	7.8	20	0
E. Johnson	19	44	2.3	11	0
Joiner	4	20	5.0	8	0
W. Clark	1	8	8.0	8	1
McDaniel	1	5	5.0	5	0
Bengals	445	1978	4.4	29	14
Opponents	497	2152	4.3	54	16

RECEIVING	No	Yds	Avg	Lg	TD
Myers	32	383	12.0	22	1
Curtis	30	633	21.1	77	10
Dressler	29	196	6.8	23	0
Joiner	24	390	16.3	65	1
B. Clark	23	194	8.4	23	1
Trumpy	21	330	15.7	41	2
Davis	19	171	9.0	32	0
Elliott	18	187	10.4	28	1
Williams	13	98	7.5	19	1
E. Johnson	8	85	10.6	27	1
McDaniel	2	79	39.5	60	0
Coslet	2	24	12.0	18	0
Jackson	1	22	22.0	22	0
Chandler	1	9	9.0	9	0
B. Johnson	1	3	3.0	3	0
Bengals	224	2804	12.5	77	18
Opponents	186	2110	11.3	64	13

INTERCEPTIONS	No	Yds	Avg	Lg	TD
Riley	5	33	6.6	19	0
Casanova	2	26	13.0	26	0
Beauchamp	1	34	34.0	34	0
Jackson	1	17	17.0	17	0
Bengals	9	110	12.2	34	0
Opponents	13	140	10.8	40	0

PUNTING	No	Yds	Avg	TB	Lg	B
Green	66	2701	40.9	10	53	0
Bengals	66	2701	40.9	10	53	0
Opponents	81	3061	37.8	-	-	-

PUNT RETURNS	Rel	FC	Yds	Avg	Lg	TD
Casanova	24	2	265	11.0	74	0
Parrish	18	1	338	18.8	90	2
Blackwood	10	3	29	2.9	11	0
Bengals	52	6	632	12.2	90	2
Opponents	41	-	457	11.1	-	0

OFFENSE	DEFENSE
WR Isaac Curtis	LE Ken Johnson
LT Rufus Mayes	LDT Mike Reid
LG Howard Fest	RE Ron Carpenter
C Bob Johnson	RT Sheriman White
RG John Shimmers	LLB Al Beauchamp
Pal Matson	MLB Doug Adams
RT Stan Walters	Jim LeClair
TE Bob Trumpy	Ken Avery
WR Charlie Joiner	RLB Ron Pritchard
QB Ken Anderson	LCB Lemar Parrish
RB Charlie Davis	RCB Ken Riley
RB Boobie Clark	LS Bernard Jackson
	RS Tommy Casanova

KICKOFF RETURNS	No	Yds	Avg	Lg	TD
Jackson	29	682	23.5	45	0
Davis	12	243	20.3	28	0
McDaniel	3	64	21.3	24	0
Casanova	1	48	48.0	48	0
Parrish	2	36	18.0	21	0
Williams	2	33	16.5	22	0
Dressler	3	32	10.7	18	0
Blackwood	1	17	17.0	17	0
Elliott	1	2	2.0	2	0
Bengals	54	1157	21.4	48	0
Opponents	55	1198	21.8	-	0

FIELD GOALS	1-19	20-29	30-39	40-49	50+
Muhlmann	1-1	2-2	5-9	3-6	0-0
Bengals	1-1	2-2	5-9	3-6	0-0

FIELD GOAL ATTEMPTS BY GAME:
Muhlmann: (32G) (34N, 34G) (-) (-) (45N) (-) (-) (40B, 18G, 33B) (30G) (28G, 46N) (39N) (29G) (42G, 34G, 40G, 47G) (38B, 32G).

NOTE: Regular-season defensive statistics were not kept regularly until 1976.

STAFF
 ROSTERS
 VETERANS
 FIRST-YEAR FREE AGENTS
 2005 DRAFT CHOICES
 COLLEGE FREE AGENTS
 2004 REVIEW
 HISTORY
 RECORDS
 STADIUM, NFL & MEDIA

1975 FINAL STATISTICS (11-3-0)

USUAL STARTERS

Head Coach: Paul Brown

Date	W/L	Score	Opponent	Att
Sept. 21	W	24-17	Cleveland	52,874
Sept. 28	W	21-0	at New Orleans	52,531
Oct. 5	W	21-19	at Houston	45,321
Oct. 12	W	27-10	New England	51,220
Oct. 19	W	14-10	Oakland	48,122
Oct. 26	W	21-14	at Atlanta	45,811
Nov. 2	L	24-30	Pittsburgh	58,418
Nov. 9	W	17-16	at Denver	49,919
Nov. 17	W	33-24	Buffalo	56,666
Nov. 23	L	23-35	at Cleveland	56,427
Nov. 30	W	23-19	Houston	46,128
Dec. 7	W	31-0	at Philadelphia	56,984
Dec. 13	L	14-35	at Pittsburgh	48,889
Dec. 21	W	47-17	San Diego	46,474

RUSHING	No	Yds	Avg	Lg	TD
Clark	167	594	3.6	17	4
Fritts	94	375	4.0	22	8
Elliott	71	308	4.3	27	1
Anderson	49	188	3.8	29	2
E. Johnson	58	177	3.1	15	1
Williams	35	136	3.9	19	2
Henson	11	38	3.5	8	0
Reaves	6	13	2.2	9	2
Coslet	7	1	1.0	1	0
McDaniel	1	-2	-2.0	-2	0
Curtis	6	-9	-1.5	14	0
Bengals	499	1819	3.6	29	20
Opponents	473	2194	4.6	55	15

OFFENSE		DEFENSE	
WR	Isaac Curtis	LE	Ken Johnson
LT	Rufus Mayes	LD	Bob Brown
LG	Howard Fest	RO	Ron Carpenter
C	Bob Johnson	RE	Sherman White
RG	Dave Lapham	LLB	Al Beauchamp
RT	Vernon Holland	MLB	Jim LeClair
TE	Bob Trumpy	RLB	Ron Pritchard
WR	Charlie Joiner	LCB	Lemar Parrish
QB	Ken Anderson	RCB	Ken Riley
HB	Stan Fritts	LS	Tommy Casanova
	Lenvil Elliott	RS	Bernard Jackson
FB	Boobie Clark		

TEAM STATISTICS	Bengals	Opponents
TOTAL FIRST DOWNS	295	241
Rushing	107	115
Passing	166	107
Penalty	22	19
TOTAL NET YARDS	5060	3923
Avg. Per Game	361.4	280.2
Total Plays	966	889
Avg. Per Play	5.2	4.4
NET YARDS RUSHING	1819	2194
Avg. Per Game	129.9	156.7
Total Rushes	499	473
NET YARDS PASSING	3241	1729
Avg. Per Game	231.5	123.5
Sacked-Yards Lost	34-256	27-272
Gross Yards	3497	2001
Att.-Completions	433-255	389-175
Completion Pct.	58.9	45.0
Had Intercepted	14	22
PUNTS-AVG.	68-39.0	77-40.9
PENALTIES-YARDS	88-783	91-824
FUMBLES-BALL LOST	31-20	39-22
TOUCHDOWNS	45	30
Rushing	20	15
Passing	23	11
Returns	2	4

RECEIVING	No	Yds	Avg	Lg	TD
Curtis	44	934	21.2	55	7
Clark	42	334	8.0	27	0
Joiner	37	726	19.6	51	5
Myers	36	527	14.6	34	3
E. Johnson	25	196	7.8	30	1
Trumpy	22	276	12.5	35	1
Elliott	20	196	9.8	31	3
Coslet	10	117	11.7	18	0
Williams	10	96	9.6	20	1
Fritts	6	63	10.5	17	2
Novak	2	34	17.0	19	0
Henson	1	-2	-2.0	-2	0
Bengals	255	3497	13.7	55	23
Opponents	175	2001	11.4	48	11

KICKOFF RETURNS	No	Yds	Avg	Lg	TD
Jackson	25	587	23.5	39	0
Elliott	13	272	20.9	46	0
Parrish	4	114	28.5	64	0
McDaniel	3	69	23.0	26	0
Cousino	1	0	0.0	0	0
Bengals	46	1042	22.7	64	0
Opponents	66	1558	23.6	-	0

FIELD GOALS	1-19	20-29	30-39	40-49	50+
Green	1-1	5-8	1-7	3-5	0-0
Bengals	1-1	5-8	1-7	3-5	0-0

FIELD GOAL ATTEMPTS BY GAME:
Green: (44G, 29N) (33N) (-) (21G, 29G) (37N) (41N) (23G) (45G, 28N, 35N) (28G, 18G, 37N) (21G, 25N) (33G) (37N, 48G) (36N, 47N) (-).

NOTE: Regular-season (defensive) statistics were not kept regularly until 1976.

Score by Periods	1	2	3	4	Tot
Bengals	84	120	54	82	340
Opponents	36	77	68	65	246

SCORING	TD	Ru	Rc	Rt	PAT	FG	S	TP
Green	0	0	0	0	40-45	10-21	0	70
Fritts	10	8	2	0	-	-	0	60
Curtis	7	0	7	0	-	-	0	42
Joiner	5	0	5	0	-	-	0	30
Clark	4	4	0	0	-	-	0	24
Elliott	4	1	3	0	-	-	0	24
Myers	3	0	3	0	-	-	0	18
Williams	3	2	1	0	-	-	0	18
Anderson	2	2	0	0	-	-	0	12
E. Johnson	2	1	1	0	-	-	0	12
Reaves	2	2	0	0	-	-	0	12
Cobb	1	0	0	1	-	-	0	6
Riley	1	0	0	1	-	-	0	6
Trumpy	1	0	1	0	-	-	0	6
Bengals	45	20	23	2	40-45	10-21	0	340
Opponents	30	15	11	4	26-30	12-14	2	246

INTERCEPTIONS	No	Yds	Avg	Lg	TD
Riley	6	76	12.7	30	1
Jackson	5	97	19.4	34	0
Cobb	4	116	29.0	52	1
LeClair	3	25	8.3	21	0
Blackwood	2	44	22.0	40	0
Davis	1	26	26.0	26	0
Parrish	1	26	26.0	26	0
Bengals	22	410	18.6	52	2
Opponents	14	244	17.4	65	1

PUNTING	No	Yds	Avg	TB	Lg	B
Green	68	2655	39.0	6	57	1
Bengals	68	2655	39.0	6	57	1
Opponents	77	3150	40.7	-	-	-

PUNT RETURNS	Ret	FC	Yds	Avg	Lg	TD
Blackwood	23	0	123	5.3	31	0
Parrish	13	1	83	6.4	34	0
Casanova	11	2	60	5.5	12	0
Cobb	1	3	1	1.0	1	0
Bengals	48	6	267	5.6	34	0
Opponents	42	-	386	9.2	-	1

PASSING	Att	Cmp	Yds	Cmp %	Yds/Att	TD	%	Int	%	Lg	Sack-Lost	Rat
Anderson	377	228	3169	60.5	8.41	21	5.6	11	2.9	55	32-247	93.4
Reaves	51	25	297	49.0	5.82	2	3.9	3	5.9	51	2-9	55.8
Fritts	4	2	31	50.0	7.75	0	0.0	0	0.0	16	0-0	75.0
Green	1	0	0	0.0	0.00	0	0.0	0	0.0	0	0-0	39.6
Bengals	433	255	3497	58.9	8.08	23	5.3	14	3.2	55	34-256	89.0
Opponents	389	175	2001	45.0	5.14	11	2.8	22	5.7	48	27-272	46.9

1975 SEASON PLAYOFF STATISTICS (0-1)

Date W/L Score **Opponent** **Att**
 Dec. 28* L 28-31 at Oakland 53,039
 *AFC Divisional Playoff

TEAM STATISTICS		Bengals	Opponent
TOTAL FIRST DOWNS		17	27
Rushing		8	9
Passing		6	15
Penalty		3	3
3rd Down: Made-Att	3-11	6-14	
3rd Down Pct.	27.3	42.9	
4th Down: Made-Att	1-2	0-0	
4th Down Pct.	50.0	-	
POSSESSION AVG.	NA	NA	
TOTAL NET YARDS	258	358	
Avg. Per Game	258.0	358.0	
Total Plays	57	75	
Avg. Per Play	4.5	4.8	
NET YARDS RUSHING	97	173	
Avg. Per Game	97.0	173.0	
Total Rushes	25	51	
NET YARDS PASSING	161	185	
Avg. Per Game	161.0	185.0	
Sacked-Yards Lost	5-40	1-14	
Gross Yards	201	199	
Att.-Completions	27-17	23-17	
Completion Pct.	63.0	73.9	
Had Intercepted	0	1	
PUNTS-AVG.	6-35.8	1-38.0	
Net Punting Avg.	21.8	31.0	
PENALTIES-YARDS	5-37	7-64	
FUMBLES-BALLS LOST	1-0	2-1	
TOUCHDOWNS	4	4	
Rushing	2	1	
Passing	2	3	
Returns	0	0	

Score by Periods	1	2	3	4	OT	Tot
Bengals	0	7	7	14	-	28
Opponent	3	14	7	7	-	31

	PASSING	Att	Cmp	Yds	Cmp %	Yds/Att	TD %	Int	Int %	Lg	Sack-Lost	Rat
Anderson	27	17	201	63.0	7.44	2	7.4	0	0.0	37	5-40	110.3
Bengals	27	17	201	63.0	7.44	2	7.4	0	0.0	37	5-40	110.3
Opponent	23	17	199	73.9	8.65	3	13.0	1	4.3	36	1-14	121.2

SCORING	TD	Ru	Rc	Rt	PAT	FG	S	TP
Curtis	1	0	1	0	-	-	0	6
Elliott	1	1	0	0	-	-	0	6
Fritts	1	1	0	0	-	-	0	6
Joiner	1	0	1	0	-	-	0	6
Green	0	0	0	0	4-4	0-0	0	4
Bengals	4	2	2	0	4-4	0-0	0	28
Opponent	4	1	3	0	4-4	1-3	0	31

RUSHING	No	Yds	Avg	Lg	TD
Clark	8	46	5.8	10	0
Elliott	4	25	6.3	9	1
Fritts	6	14	2.3	6	1
Anderson	3	12	4.0	8	0
E. Johnson	3	0	0.0	6	0
Williams	1	0	0.0	0	0
Bengals	25	97	3.9	10	2
Opponent	51	173	3.4	18	1

RECEIVING	No	Yds	Avg	Lg	TD
Clark	4	38	9.5	26	0
Myers	3	67	22.3	37	0
Joiner	3	60	20.0	28	1
Curtis	3	20	6.7	14	1
Coslet	2	14	7.0	9	0
Elliott	1	9	9.0	9	0
Trumpy	1	-7	-7.0	7	0
Bengals	17	201	11.8	37	2
Opponent	17	199	11.7	36	3

INTERCEPTIONS	No	Yds	Avg	Lg	TD
Riley	1	34	34.0	34	0
Bengals	1	34	34.0	34	0
Opponent	0	0	-	-	0

PUNTING	No	Yds	Avg	Net	TB	In	Lg	B
Green	6	215	35.8	21.8	1	0	44	0
Bengals	6	215	35.8	21.8	1	0	44	0
Opponent	1	38	38.0	31.0	0	0	38	0

PUNT RETURNS	Ret	FC	Yds	Avg	Lg	TD
Blackwood	1	0	7	7.0	7	0
Bengals	1	0	7	7.0	7	0
Opponent	4	0	64	16.0	24	0

KICKOFF RETURNS	No	Yds	Avg	Lg	TD
Jackson	2	43	21.5	25	0
Elliott	1	18	18.0	18	0
Parrish	1	10	10.0	10	0
Bengals	4	71	17.8	25	0
Opponent	5	121	24.2	37	0

FIELD GOALS	1-19	20-29	30-39	40-49	50+
Green	0-0	0-0	0-0	0-0	0-0
Bengals	0-0	0-0	0-0	0-0	0-0
Opponent	0-0	1-2	0-0	0-1	0-0

FIELD GOAL ATTEMPTS:
Green: (-).
Opponent: (41N, 27G, 21B).

Player	ST	AT	TT	Sks-		FF	FR-Yds
				Yds	PD		
LeClair	13	0	13	0-0	1	NA	0-0
Jackson	9	0	9	0-0	1	NA	0-0
Casanova	7	0	7	0-0	1	NA	0-0
Pritchard	7	0	7	0-0	0	NA	0-0
Riley	4	0	4	0-0	2	NA	0-0
White	4	0	4	0-0	0	NA	0-0
Beauchamp	3	0	3	0-0	0	NA	0-0
K. Johnson	3	0	3	0-0	0	NA	0-0
Brown	2	0	2	1-14	0	NA	0-0
Carpenter	2	0	2	0-0	0	NA	1-0
Parrish	2	0	2	0-0	1	NA	0-0
Cousino	1	0	1	0-0	0	NA	0-0
Green	1	0	1	0-0	0	NA	0-0
Harris	1	0	1	0-0	0	NA	0-0
Novak	1	0	1	0-0	0	NA	0-0

Blocked kicks: White (1 blocked FG).
 *Press box statistics

STAFF ROSTERS VETERANS FIRST-YEAR FREE AGENTS 2005 DRAFT CHOICES COLLEGE FREE AGENTS 2004 REVIEW HISTORY RECORDS STADIUM, NFL & MEDIA

1976 FINAL STATISTICS (10-4-0)

Head Coach: Bill Johnson

Date	W/L	Score	Opponent	Att
Sept. 12	W	17-7	Denver	53,464
Sept. 19	L	27-28	at Baltimore	50,374
Sept. 26	W	28-7	Green Bay	44,103
Oct. 3	W	45-24	at Cleveland	75,817
Oct. 10	W	21-0	Tampa Bay	49,700
Oct. 17	L	6-23	at Pittsburgh	46,311
Oct. 24	W	27-7	at Houston	45,499
Oct. 31	W	21-6	Cleveland	54,776
Nov. 8	W	20-12	Los Angeles	52,480
Nov. 14	W	31-27	Houston	53,243
Nov. 21	W	27-24	at Kansas City	46,259
Nov. 28	L	3-7	Pittsburgh	55,142
Dec. 6	L	20-35	at Oakland	52,430
Dec. 12	W	42-3	at N.Y. Jets	31,067

TEAM STATISTICS		Bengals	Opponents
TOTAL FIRST DOWNS			
Rushing		238	234
Passing		114	116
Penalty		110	103
Net		14	15
TOTAL NET YARDS		4300	3670
Avg. Per Game		307.1	262.1
Total Plays		878	930
Avg. Per Play		4.9	3.9
NET YARDS RUSHING		2109	1912
Avg. Per Game		150.6	136.6
Total Rushes		481	520
NET YARDS PASSING		2191	1758
Avg. Per Game		156.5	125.6
Sacked-Yards Lost		37-252	46-444
Gross Yards		2443	2202
Att.-Completions		360-187	364-177
Completion Pct.		51.9	48.6
Had Intercepted		15	26
PUNTS-AVG.		76-39.5	66-36.2
PENALTIES-YARDS		79-700	90-768
FUMBLES-BALL LOST		38-20	34-15
TOUCHDOWNS		42	25
Rushing		15	11
Passing		21	13
Returns		6	1

Score by Periods	1	2	3	4	Tot
Bengals	91	85	91	68	335
Opponents	44	63	49	54	210

SCORING	TD	Ru	Rc	Rt	PAT	FG	S	TP
Bahr	0	0	0	0	39-42	14-27	0	81
Clark	8	7	1	0	-	-	0	48
Trumpy	7	0	7	0	-	-	0	42
Curtis	6	0	6	0	-	-	0	36
Casanova	3	0	0	3	-	-	0	18
Elliott	3	0	3	0	-	-	0	18
Fritts	3	3	0	0	-	-	0	18
Griffin	3	3	0	0	-	-	0	18
Coslet	2	0	2	0	-	-	0	12
Anderson	1	1	0	0	-	-	0	6
Davis	1	1	0	0	-	-	0	6
McDaniel	1	0	1	0	-	-	0	6
Morgan	1	0	0	1	-	-	0	6
Myers	1	0	1	0	-	-	0	6
Riley	1	0	0	1	-	-	0	6
Shelby	1	0	0	1	-	-	0	6
Bacon	0	0	0	0	-	-	1	2
Bengals	42	15	21	6	39-42	14-27	0	135
Opponents	25	11	13	1	24-55	12-22	0	210

RUSHING	No	Yds	Avg	Lg	TD
Clark	151	671	4.4	24	7
Griffin	138	625	4.5	77	3
Elliott	69	276	4.0	24	0
Fritts	47	200	4.3	13	3
Davis	36	178	4.9	16	1
Anderson	31	134	4.3	25	1
Curtis	3	29	9.7	19	0
Shelby	5	9	1.8	3	0
Brooks	1	-13	-13.0	-13	0

Bengals	481	2109	4.4	77	15
Opponents	520	1912	3.7	29	11

RECEIVING	No	Yds	Avg	Lg	TD
Curtis	41	766	18.7	85	6
Clark	23	158	6.9	19	1
Elliott	22	188	8.5	29	3
Trumpy	21	323	15.4	48	7
Myers	17	267	15.7	63	1
Brooks	16	191	11.9	25	0
Griffin	16	138	8.6	23	0
McDaniel	12	232	19.3	46	1
Fritts	9	75	8.3	16	0
Coslet	5	73	14.6	32	2
Davis	4	29	7.3	11	0
Shelby	1	3	3.0	3	0

Bengals	187	2443	13.1	85	21
Opponents	177	2202	12.4	68	13

INTERCEPTIONS	No	Yds	Avg	Lg	TD
Riley	9	141	15.7	53	1
Casanova	5	109	21.8	33	2
Cobb	3	55	18.3	28	0
Parrish	2	0	0.0	0	0
Harris	2	-3	-1.5	0	0
Williams	1	17	17.0	17	0
LeClair	1	9	9.0	9	0
Devlin	1	2	2.0	2	0
Jackson	1	0	0.0	0	0
Pritchard	1	0	0.0	0	0

Bengals	26	330	12.7	53	3
Opponents	15	102	6.8	29	0

PUNTING	No	Yds	Avg	TB	Lg	B
McInally	76	2999	39.5	6	61	0
Bengals	76	2999	39.5	6	61	0
Opponents	86	3287	38.2	-	-	-

PUNT RETURNS	Rel	FC	Yds	Avg	Lg	TD
Shelby	21	4	162	7.7	30	0
Parrish	20	2	122	6.1	32	0
Casanova	10	2	45	4.5	15	0
Cobb	3	2	14	4.7	7	0
Davis	0	3	0	-	-	-

Bengals	54	13	343	6.4	32	0
Opponents	41	-	323	7.9	-	-

KICKOFF RETURNS	No	Yds	Avg	Lg	TD
Shelby	30	761	25.4	97	1
Elliott	5	98	19.6	22	0
Parrish	3	62	20.7	28	0
Griffin	3	56	18.7	23	0
Hunt	2	24	12.0	17	0
Davis	4	21	5.3	12	0
Morgan	1	14	14.0	14	0
Fritts	1	10	10.0	10	0

Bengals	49	1046	21.3	97	1
Opponents	66	1616	24.5	-	0

PASSING	Att	Cmp	Yds	Cmp %	Yds/Att	TD	Int	Int %	Lg	Sack-Lost	Rat	
Anderson	338	179	2357	53.0	7.00	19	5.6	14	4.1	85	34-235	76.9
Reaves	22	8	76	36.4	3.45	2	9.1	1	4.5	19	3-17	58.1
Bengals	360	187	2443	51.9	6.79	21	5.8	15	4.2	85	37-252	75.7
Opponents	364	177	2202	48.6	6.05	13	3.6	26	7.1	68	46-444	50.0

USUAL STARTERS

OFFENSE		DEFENSE	
WR	Billy Brooks	LE	Gary Burley
LT	Rufus Mayes	LDT	Bob Brown
LG	John Shinners	RDT	Ron Carpenter
C	Bob Johnson	RE	Coy Bacon
RG	Dave Lapham	LLB	Bo Harris
RT	Vernon Holland	MLB	Jim LeClair
TE	Bob Trumpy	RLB	Reggie Williams
WR	Isaac Curtis	RCB	Lemar Parrish
QB	Ken Anderson	LCB	Ken Riley
HB	Archie Griffin	LS	Tommy Casanova
FB	Boobie Clark	RS	Marvin Cobb
			Bernard Johnson

FIELD GOALS	1-19	20-29	30-39	40-49	50+
Bahr	1-1	6-8	2-4	3-8	2-6
Bengals	1-1	6-8	2-4	3-8	2-6

FIELD GOAL ATTEMPTS BY GAME:
Bahr: (21G, 44N, 46N) (51G, 26G) (38B, 50N, 45B, 40N) (40G) (22N) (22G, 19G, 34N) (28G, 34G, 46N) (28N) (50N) (50G) (51N) (40G) (50N) (33G, 47G, 20G, 25G).

DEFENSE/SPECIAL TEAMS/MISC. DEF. *

Player	ST	AT	TT	Yds	PD	FF	FR-Yds
Williams	83	23	106	2-24	7	0	0-0
LeClair	81	25	106	0-0	3	1	0-0
Burley	69	11	80	10-90.5	1	1	1-0
Harris	54	15	69	1.5-5.5	4	3	1(-2)
Brown	55	10	65	2-21	0	1	1-0
Carpenter	50	15	65	5.5-5.4	3	0	2-0
Bacon	52	10	62	22-217	2	5	2-48
Cobb	36	7	43	0-0	5	0	0-0
Parrish	35	7	43	0-0	12	0	0-0
Jackson	30	5	35	0-0	8	0	3-13
Cameron	27	6	33	0-0	1	0	0-0
Casanova	25	6	31	0-0	7	0	1-25
Riley	28	2	30	0-0	14	0	2-0
Morgan	19	3	22	0-0	3	0	1-32
Devlin	15	4	19	0-0	1	0	0-0
Perry	14	3	17	0-0	2	0	1-0
Pritchard	14	1	15	1-12	1	1	0-0
Davis	9	2	11	0-0	0	0	0-0
Fairchild	5	2	7	0-0	0	0	0-0
K. Johnson	5	2	7	1-10	2	0	0-0
Kollar	5	0	5	1-10	1	0	0-0
Shelby	5	0	5	0-0	0	0	0-0
B. Johnson	3	1	4	0-0	0	0	0-0
Lapham	3	0	3	0-0	0	0	0-0
McDaniel	3	0	3	0-0	0	0	0-0
Fritts	2	0	2	0-0	0	0	0-0
Hunt	2	0	2	0-0	0	0	0-0
Myers	2	0	2	0-0	0	0	0-0
Coslet	1	1	2	0-0	0	0	0-0
Bujnoch	1	0	1	0-0	0	0	0-0
Clark	1	0	1	0-0	0	0	0-0
Elliott	1	0	1	0-0	0	0	0-0
Shinners	1	0	1	0-0	0	0	0-0

Blocked kicks: Bacon (1 blocked FG), Carpenter (1 blocked FG), Morgan (1 blocked FG).

*Press box statistics

1977 FINAL STATISTICS (8-6-0)

Head Coach: Bill Johnson

Date	W/L	Score	Opponent	Att
Sept. 18	L	3-13	Cleveland	52,847
Sept. 25	W	42-20	Seattle	45,579
Oct. 2	L	3-24	at San Diego	40,352
Oct. 9	W	17-7	at Green Bay	53,653
Oct. 17	L	14-20	at Pittsburgh	47,950
Oct. 23	L	13-24	Denver	54,395
Oct. 30	W	13-10*	Houston	53,194
Nov. 6	W	10-7	at Cleveland	81,532
Nov. 13	L	10-42	at Minnesota	45,371
Nov. 20	W	23-17	Miami	46,733
Nov. 27	W	30-13	N.Y. Giants	32,705
Dec. 4	W	27-7	at Kansas City	38,488
Dec. 10	W	17-10	Pittsburgh	36,133
Dec. 18	L	16-21	at Houston	46,212

*Overtime

TEAM STATISTICS

	Bengals	Opponents
TOTAL FIRST DOWNS	248	253
Rushing	110	113
Passing	112	113
Penalty	26	27
TOTAL NET YARDS	4194	4124
Avg. Per Game	299.6	294.6
Total Plays	904	904
Avg. Per Play	4.6	4.6
NET YARDS RUSHING	1861	1897
Avg. Per Game	132.9	135.5
Total Rushes	488	525
NET YARDS PASSING	2333	2227
Avg. Per Game	166.6	159.1
Sacked-Yards Lost	31-217	25-226
Gross Yards	2550	2453
Att.-Completions	385-192	351-196
Completion Pct.	49.9	55.8
Had Intercepted	16	16
PUNTS-AVG.	70-41.3	72-37.6
PENALTIES-YARDS	89-859	103-788
FUMBLES-BALL LOST	37-16	34-23
TOUCHDOWNS	26	29
Rushing	10	15
Passing	12	14
Returns	4	0

Score by Periods

	1	2	3	4	OT	Total
Bengals	75	71	35	54	3	238
Opponents	38	97	36	64	0	235

SCORING

	TD	Ru	Rc	Rl	PAT	FG	S	TP
Bahr	0	0	0	0	25-26	19-27	0	82
Brooks	4	0	4	0	—	—	0	24
P. Johnson	4	4	0	0	—	—	0	24
McInally	3	0	3	0	—	—	0	18
K. Anderson	2	2	0	0	—	—	0	12
Curtis	2	0	2	0	—	—	0	12
Davis	2	2	0	0	—	—	0	12
Williams	2	0	2	0	—	—	0	12
Bujnoch	1	1	0	0	—	—	0	6
Clark	1	1	0	0	—	—	0	6
Corbett	1	0	1	0	—	—	0	6
Elliott	1	0	1	0	—	—	0	6
Parrish	1	0	0	1	—	—	0	6
Shelby	1	0	0	1	—	—	0	6
Trumpy	1	0	1	0	—	—	0	6
Bengals	26	10	12	4	25-26	19-27	0	238
Opponents	29	15	14	0	26-29	11-18	1	235

PASSING

	Att	Cmp	Yds	Cmp %	Yds/Att	TD	TD %	Int	Int %	Lg	Sack-Lost	Rat
K. Anderson	323	166	2145	51.4	6.64	11	3.4	11	3.4	94†	28-197	69.7
Reaves	59	24	383	40.7	6.49	0	0.0	5	8.5	40	2-17	27.6
Ma. Cobb	1	0	0	0.0	0.00	0	0.0	0	0.0	—	0-0	39.6
Griffin	1	1	18	100.0	18.00	1	100.0	0	0.0	18†	1-3	158.3
McInally	1	1	4	100.0	4.00	0	0.0	0	0.0	4	0-0	83.3
Bengals	385	192	2550	49.9	6.62	12	3.1	16	4.2	94†	31-217	64.3
Opponents	351	196	2453	55.8	6.99	14	4.0	16	4.6	82†	25-226	72.0

RUSHING

	No	Yds	Avg	Lg	TD
P. Johnson	153	585	3.8	65	4
Griffin	137	549	4.0	31	0
Elliott	65	269	4.1	32	0
Clark	68	226	3.3	10†	1
K. Anderson	26	128	4.9	17†	2
Davis	27	81	3.0	13	2
Caanova	1	20	20.0	20	0
Bujnoch	1	4	4.0	4†	1
McInally	1	4	4.0	4	0
Ma. Cobb	1	0	0.0	0	0
Reaves	5	0	0.0	0	0
Corbett	1	-1	-1.0	-1	0
Brooks	2	-4	-2.0	-4	0
Bengals	488	1861	3.8	65	10
Opponents	525	1897	3.6	38	15

RECEIVING

	No	Yds	Avg	Lg	TD
Brooks	39	772	19.8	94†	4
Elliott	29	238	8.2	33	1
Griffin	28	240	8.6	24	0
Curtis	20	338	16.9	54	2
Trumpy	18	251	13.9	32	1
McInally	17	258	15.2	43†	3
McDaniel	12	148	12.3	31	0
Davis	9	83	9.2	28	0
Corbett	7	127	18.1	47†	1
Clark	7	33	4.7	11	0
P. Johnson	5	49	9.8	21	0
Walker	1	13	13.0	13	0
Bengals	192	2550	13.3	94†	12
Opponents	196	2453	12.5	82†	14

INTERCEPTIONS

	No	Yds	Avg	Lg	TD
Parrish	3	95	31.7	47†	1
Williams	3	67	22.3	54†	1
Ma. Cobb	2	37	18.5	34	0
Harris	2	17	8.5	10	0
Riley	2	14	7.0	14	0
LeClair	2	8	4.0	8	0
Casanova	1	0	0.0	0	0
Morgan	1	0	0.0	0	0
Bengals	16	238	14.9	54†	2
Opponents	16	192	12.0	41	0

PUNTING

	No	Yds	Avg	TB	Lg	B
McInally	67	2802	41.8	3	67	1
Bahr	2	88	44.0	0	45	0
Bengals	70	2890	41.3	3	67	1
Opponents	75	2822	37.6	—	—	—

PUNT RETURNS

	Ret	FC	Yds	Avg	Lg	TD
Davis	19	6	220	11.6	70	0
Shelby	11	3	54	4.9	13	0
McInally	4	0	30	7.5	11	0
Holden	3	0	14	4.7	13	0
J. Anderson	1	0	0	0.0	0	0
Casanova	1	1	6	6.0	6	0
Ma. Cobb	1	0	4	4.0	4	0
Williams	1	0	0	0.0	0	0
Bengals	41	10	328	8.0	70	0
Opponents	38	—	260	6.8	—	0

USUAL STARTERS

OFFENSE	DEFENSE
WR Isaac Curtis	LE Gary Burley
LT Rufus Mayes	LDT Eddie Edwards
LG John Shinnery	RD Tommy Whitley
Glenn Bujnoch	RE Coy Bacon
C Bob Johnson	LLB Bo Harms
RG Dave Lapham	MLB Jim LeClair
RT Vernon Holland	RLB Reggie Williams
TE Bob Trumpy	LCB Lemar Parrish
WR Billy Brooks	RCB Ken Riley
QB Ken Anderson	SS Tommy Casanova
HB Archie Griffin	FS Marvin Cobb
FB Pete Johnson	

KICKOFF RETURNS

	No	Yds	Avg	Lg	TD
Shelby	19	403	21.2	38	0
Griffin	9	192	21.3	31	0
J. Anderson	8	129	16.1	21	0
Davis	3	42	14.0	18	0
Holden	2	42	21.0	24	0
Elliott	1	23	23.0	23	0
Parrish	1	23	23.0	23	0
Ma. Cobb	1	15	15.0	15	0
P. Johnson	1	11	11.0	11	0
Fairchild	1	6	6.0	6	0
Bengals	46	886	19.3	38	0
Opponents	49	1029	21.4	—	0

FIELD GOALS

	1-19	20-29	30-39	40-49	50+
Bahr	1-1	10-11	4-8	4-6	0-1
Bengals	1-1	10-11	4-8	4-6	0-1

FIELD GOAL ATTEMPTS BY GAME:
Bahr: (25G, 47N, 38N) (-) (35G) (36N, 32G) (-) (24G, 57N, 19G) (39N, 23G, 22G) (47G) (23G, 48N) (43G, 44G, 42G) (32G) (20G, 35G) (37N, 24N, 24G) (24G, 27G, 28G).

DEFENSE/SPECIAL TEAMS/MISC. DEF. *

Player	ST	AT	TT	Sks-Yds	PD	FF	FR-Yds
Williams	104	16	120	0.5-7.5	2	1	2-0
LeClair	82	26	108	2-21	3	0	3-0
Edwards	60	11	71	4-31	1	1	1-10
Harris	50	17	67	2-20.5	9	0	0-0
Burley	55	11	66	8.5-71.5	1	0	1-10
Whitley	36	13	49	0-0	5	0	1-10
Riley	43	3	46	0-0	11	0	1-6
Ma. Cobb	34	8	42	0-0	4	0	0-0
Anderson	35	6	41	0-0	1	1	2-0
Bacon	27	9	36	5.5-45.5	3	0	2-0
Casanova	28	6	34	0.5-5	5	1	1-10
W. Johnson	28	4	32	1-11	0	0	0-0
Parrish	25	2	27	0-0	12	0	0-0
Morgan	24	3	27	0-0	6	0	1-0
Casanova	16	6	22	0-0	0	1	0-0
Phillips	15	1	16	0-0	2	1	1-0
Davis	10	2	12	0-0	0	0	1-0
Corbett	8	3	11	0-0	0	0	0-0
K. Johnson	5	2	7	1-13	0	0	0-0
Perry	6	0	6	0-0	0	0	0-0
Shelby	6	0	6	0-0	0	0	0-0
Holden	2	2	4	0-0	0	0	1-0
B. Johnson	2	1	3	0-0	0	0	0-0
Clark	2	0	2	0-0	0	0	0-0
Elliott	2	0	2	0-0	0	0	1-0
Griffin	2	0	2	0-0	0	0	1-0
P. Johnson	2	0	2	0-0	0	0	0-0
Brooks	1	0	1	0-0	0	0	0-0
Bujnoch	1	0	1	0-0	0	0	0-0
Curtis	1	0	1	0-0	0	0	0-0
Fairchild	1	0	1	0-0	0	0	0-0
McDaniel	1	0	1	0-0	0	0	1-0
Reaves	1	0	1	0-0	0	0	0-0
Walker	1	0	1	0-0	0	0	0-0
Wells	1	0	1	0-0	0	0	1-0
McInally	0	0	0	0-0	0	0	1-0

Blocked kicks: Davis (1 blocked punt), LeClair (1 blocked PAT), Perry (1 blocked punt), Phillips (1 blocked punt).

*Press box statistics

STAFF: ROOSTERS VETERANS FIRST-YEAR FREE AGENTS 2005 DRAFT CHOICES COLLEGE FREE AGENTS 2004 REVIEW HISTORY RECORDS STADIUM, NFL & MEDIA

1978 FINAL STATISTICS (4-12-0)

Head Coaches: Bill Johnson (0-5),
Homer Rice (4-7)

Date	W/L	Score	Opponent	Att
Sept. 3	L	23-24	Kansas City	41,810
Sept. 10	L	10-13*	at Cleveland	72,691
Sept. 17	L	3-28	Pittsburgh	50,260
Sept. 24	L	18-20	New Orleans	40,455
Oct. 1	L	12-28	at San Francisco	41,107
Oct. 9	L	0-21	at Miami	54,729
Oct. 15	L	3-10	New England	48,699
Oct. 22	L	0-5	at Buffalo	47,754
Oct. 29	W	28-13	Houston	50,532
Nov. 5	L	13-22	at San Diego	43,639
Nov. 13	L	21-34	Oakland	51,374
Nov. 19	L	6-7	at Pittsburgh	47,576
Nov. 26	L	10-17	at Houston	43,245
Dec. 3	W	37-7	Atlanta	25,336
Dec. 11	W	20-19	at Los Angeles	47,471
Dec. 17	W	48-16	Cleveland	46,985
*Overtime				

TEAM STATISTICS		Bengals	Opponents
TOTAL FIRST DOWNS			
Rushing		271	269
Passing		105	121
Penalty		141	118
TOTAL NET YARDS			
Avg. Per Game		304.5	289.5
Total Plays		1034	1036
Avg. Per Play		4.7	4.5
NET YARDS RUSHING			
Avg. Per Game		133.2	149.8
Total Rushes		526	607
NET YARDS PASSING			
Avg. Per Game		171.3	139.8
Sacked-Yards Lost		38-298	33-284
Gross Yards		3039	2520
Att.-Completions		470-250	396-193
Completion Pct.		53.2	48.7
Had Intercepted		30	20
PUNTS-AVG.			
		95-42.4	108-41.6
FUMBLE-YARDS			
		110-956	123-1074
TOUCHBALL LOST			
		36-19	36-17
TOUCHDOWNS			
Rushing		29	34
Passing		10	16
Returns		14	14

Score by Periods	1	2	3	4	OT	Tot
Bengals	30	79	46	97	0	252
Opponents	66	106	53	56	3	284

	SCORING				PAT	FG	S	TP
	Td	Rc	Rt	PAT				
Bahr	0	0	0	26-29	16-30	0	0	74
P. Johnson	7	7	0	—	—	—	—	42
Bass	5	0	4	—	—	—	—	30
Curtis	3	0	3	—	—	—	—	18
A. Griffin	3	0	3	—	—	—	—	18
Perry	3	0	3	—	—	—	—	18
Brooks	2	0	2	—	—	—	—	12
Davis	2	2	0	—	—	—	—	12
Walker	2	0	2	—	—	—	—	12
Anderson	1	1	0	—	—	—	—	6
Jauron	1	0	0	—	—	—	—	6
Burley	0	0	0	—	—	—	—	2
TEAM	0	0	0	—	—	—	—	2
Bengals	29	10	14	5	26-29	16-30	2	252
Opponents	34	16	14	4	30-34	16-23	1	284

	PASSING			Cmp		Yds	%	Att	TD	%	Int	Lg	Sack-Lost	Rat
	Att	Cmp	Yds	Cmp	Yds									
Anderson	319	173	2219	54.2	6.96	10	3.1	22	6.9	57	30-237	58.0		
Reaves	144	74	790	51.4	5.49	3	2.1	8	5.6	511	8-61	51.6		
Hertel	4	1	9	25.0	2.25	0	0.0	0	0.0	9	0-0	39.6		
A. Griffin	3	2	21	66.7	7.00	1	33.3	0	0.0	18	0-0	126.4		
Bengals	470	250	3039	53.2	6.47	14	3.0	30	6.4	57	38-298	56.7		
Opponents	396	193	2520	48.7	6.36	14	3.5	20	5.1	53	33-284	60.0		

RUSHING	No	Yds	Avg	Lg	TD
P. Johnson	180	762	4.2	50†	7
A. Griffin	132	484	3.7	30	0
Turner	84	333	4.0	65	0
Clark	40	187	4.7	20	0
Anderson	29	167	5.8	16	1
Elliott	29	75	2.6	12	0
Davis	21	57	2.7	15	2
Reaves	6	50	8.3	20	0
Dinkel	1	20	20.0	20	0
Curtis	1	1	1.0	1	0
Hertel	1	0	0.0	0	0
Law	1	-1	-1.0	-1	0
Bass	1	-4	-4.0	-4	0
Bengals	526	2131	4.1	65	10
Opponents	607	2396	3.9	70†	16

RECEIVING	No	Yds	Avg	Lg	TD
Curtis	47	737	15.7	57	3
A. Griffin	35	284	8.1	27	3
P. Johnson	31	236	7.6	34	0
Brooks	30	506	16.9	45	2
Bass	27	447	16.6	51	4
McInally	15	189	12.6	49	0
Corbett	12	187	15.6	51	0
Walker	12	126	10.5	28	2
Elliott	12	100	8.3	18	0
Clark	11	73	6.6	26	0
Turner	11	50	4.5	8	0
Law	5	81	16.2	20	0
Davis	2	23	11.5	14	0
Bengals	250	3039	12.2	57	14
Opponents	193	2520	13.1	53	14

INTERCEPTIONS	No	Yds	Avg	Lg	TD
Jauron	4	52	13.0	24	1
Perry	3	59	19.7	39	2
Riley	3	33	11.0	17	0
Bredden	3	25	8.3	18	0
Morgan	1	64	64.0	64	0
Shumron	1	48	48.0	48	0
Cobb	1	13	13.0	13	0
LeClair	1	11	11.0	11	0
Williams	1	11	11.0	11	0
Edwards	1	2	2.0	2	0
Dinkel	1	1	1.0	1	0
Bengals	20	319	16.0	64	3
Opponents	30	211	7.0	40	2

PUNTING	No	Yds	Avg	TB	Lg	B
McInally	91	3919	43.1	10	65	0
Bahr	4	108	27.0	1	41	0
Bengals	95	4027	42.4	11	65	0
Opponents	108	4496	41.6	—	—	—

PUNT RETURNS	Ret	FC	Yds	Avg	Lg	TD
Law	25	4	106	4.2	17	0
Davis	22	8	130	5.9	12	0
Bredden	6	1	-12	-2.0	1	0
Bass	3	0	8	2.7	7	0
Jauron	3	2	32	10.7	15	0
Bengals	59	15	264	4.5	17	0
Opponents	58	—	564	9.7	—	—

USUAL STARTERS

OFFENSE		DEFENSE	
WR Isaac Curtis	LE Gary Burley	LT Mike Wilson	LDT Wilson Whitley
LG Glenn Bujnoch	RE Ross Browner	C Blair Bush	LLB Glenn Cameron
RT Dave Lapham	MLB Jim LeClair	RT Vernon Holland	LB Reggie Williams
TE Don Bass	LCB Louis Breeden	WR Billy Brooks	RCB Ken Riley
QB Ken Anderson	SS Marvin Cobb	HB Archie Griffin	FS Scott Perry
Deacon Turner		FB Pate Johnson,	
Boobie Clark			

KICKOFF RETURNS	No	Yds	Avg	Lg	TD
R. Griffin	37	787	21.3	39	0
Bass	7	138	19.7	33	0
A. Griffin	4	94	23.5	26	0
Davis	3	51	17.0	21	0
Law	2	30	15.0	17	0
Turner	1	24	24.0	24	0
Corbett	1	15	15.0	15	0
Breeden	1	12	12.0	12	0
Clark	1	11	11.0	11	0
Vincent	1	2	2.0	2	0
Bengals	58	1164	20.1	39	0
Opponents	49	1105	22.6	—	—

FIELD GOALS	1-19	20-29	30-39	40-49	50+
Bahr	0-0	5-7	4-8	6-12	1-3
Bengals	0-0	5-7	4-8	6-12	1-3

FIELD GOAL ATTEMPTS BY GAME:
Bahr: (42G) (30B, 37G, 37G) (50N, 33G) (47N, 42G, 22G, 20G) (46G) (29B) (25N, 52G, 44N, 51N) (-) (45N) (49N) (-) (48N, 29G, 48G) (38N, 34G) (46N, 32G) (24G, 37B, 42G) (23G, 49G)

Player	ST	AT	TT	Sks-			FR-
				Yds	PD	FF	
LeClair	91	27	118	2-22	2	1	0-0
Cameron	63	30	93	3-23	4	0	0-0
Williams	69	17	86	3-20	10	1	1-30
Burley	63	19	82	4-29	2	2	0-0
Bredden	60	9	69	1-4	12	0	0-0
Browner	53	16	69	6.5-73.5	2	2	3-21
Cobb	50	12	62	0-0	12	0	0-0
Whitley	43	15	58	3-30	2	0	2-10
Edwards	45	12	57	5.5-39.5	0	2	0-20
Dinkel	30	11	41	2-16	1	1	3-0
Jauron	29	12	41	1-15	4	0	0-0
Perry	35	14	49	0-0	8	0	1-0
Riley	26	2	28	0-0	11	0	1-0
DePasio	15	5	20	0-0	0	1	0-0
Morgan	14	6	20	0-0	3	1	0-0
Shumron	6	5	11	0-0	0	0	0-0
Clark	10	0	10	0-0	0	0	0-0
Corbett	9	1	10	0-0	0	0	0-0
Vincent	6	4	10	0-0	1	0	0-0
R. Griffin	9	0	9	0-0	0	0	1-0
Davis	8	1	9	0-0	0	0	0-0
Harris	7	0	7	2-12	2	0	1-0
Bush	6	1	7	0-0	0	0	0-0
Devlin	3	3	6	0-0	0	0	0-0
Rood	5	0	5	0-0	0	0	0-0
Bass	4	0	4	0-0	0	0	1-

1979 FINAL STATISTICS (4-12-0)

Head Coach: Homer Rice

Date	W/L	Score	Opponent	Att
Sept. 2	L	0-10	at Denver	74,788
Sept. 9	L	24-51	at Buffalo	43,504
Sept. 16	L	14-20	New England	41,805
Sept. 23	L	27-30*	Houston	45,615
Sept. 30	L	13-38	at Dallas	63,179
Oct. 7	L	7-10	Kansas City	40,041
Oct. 14	W	34-10	Pittsburgh	52,361
Oct. 21	L	27-28	at Cleveland	75,119
Oct. 28	W	37-13	Philadelphia	42,036
Nov. 4	L	28-38	at Baltimore	37,740
Nov. 11	L	24-26	San Diego	40,782
Nov. 18	L	21-42	at Houston	49,629
Nov. 25	W	34-28	St. Louis	25,103
Dec. 2	L	17-37	at Pittsburgh	46,521
Dec. 9	L	14-28	at Washington	52,882
Dec. 16	W	16-12	Cleveland	42,183

TEAM STATISTICS		Bengals	Opponents
TOTAL FIRST DOWNS		289	334
Rushing		138	133
Passing		131	175
Penalty		20	26
TOTAL NET YARDS		4639	5911
Avg. Per Game		289.9	369.4
Total Plays		1049	1052
Avg. Per Play		4.4	5.6
NET YARDS RUSHING		2329	2219
Avg. Per Game		145.6	138.7
Total Rushes		560	528
NET YARDS PASSING		2310	3692
Avg. Per Game		144.4	230.8
Sacked-Yards Lost		63-511	32-216
Gross Yards		2821	3908
Att.-Completions		426-228	492-275
Completion Pct.		53.5	55.9
Had Intercepted		15	20
PUNTS-AVG.		91-40.4	71-39.6
PENALTIES-YARDS		88-744	101-871
FOULBALS-BALL LOST		24-14	39-24
TOUCHDOWNS		43	52
Rushing		23	22
Passing		17	27
Returns		3	3

Score by Periods	1	2	3	4	OT	Total
Bengals	83	115	75	64	0	337
Opponents	57	140	106	115	3	421

SCORING	TD	Ru	Rc	Rt	PAT	FG	S	TP
P. Johnson	15	14	1	0	-	-	0	90
Bahr	0	0	0	0	40-42	13-23	0	79
Curtis	8	0	8	0	-	-	0	48
Thompson	5	5	0	0	-	-	0	30
Bass	3	0	3	0	-	-	0	18
Anderson	2	2	0	0	-	-	0	12
A. Griffin	2	0	2	0	-	-	0	12
Alexander	1	1	0	0	-	-	0	6
Brooks	1	0	1	0	-	-	0	6
R. Griffin	1	0	0	1	-	-	0	6
Kurnick	1	0	0	1	-	-	0	6
LeClair	1	0	0	1	-	-	0	6
Ross	1	0	1	0	-	-	0	6
Turner	1	1	0	0	-	-	0	6
Walker	1	0	1	0	-	-	0	6
Bengals	43	23	17	3	40-43	13-23	0	337
Opponents	52	22	27	3	49-52	20-27	0	421

PASSING	Att	Cmp	Yds	%	TD	Int	Sack-Lost	Rat
Anderson	339	189	2340	55.8	6.90	16	4.7	10
Thompson	87	39	481	44.8	5.53	1	1.1	5
Kreider	0	0	0	-	0	0	-	-
Bengals	426	228	2821	53.5	6.62	17	4.0	15
Opponents	492	275	3908	55.9	7.94	27	5.5	20

RUSHING	No	Yds	Avg	Lg	TD
P. Johnson	243	865	3.6	351	14
A. Griffin	140	688	4.9	63	0
Alexander	88	286	3.3	17	1
Anderson	28	235	8.4	21	2
Thompson	21	116	5.5	21	5
Turner	28	86	3.1	10	0
Bass	4	35	8.8	14	1
McInally	1	18	18.0	18	0
Dinkel	2	14	7.0	9	0
Kreider	2	0	0.0	0	0
Poole	1	-3	-3.0	-3	0
Curtis	2	-11	-5.5	-4	0
Bengals	560	2329	4.2	63	23
Opponents	528	2219	4.2	36	22

RECEIVING	No	Yds	Avg	Lg	TD
Bass	58	724	12.5	50	3
A. Griffin	43	417	9.7	52t	2
Ross	41	516	12.6	41	1
Curtis	32	605	18.9	67t	8
P. Johnson	24	154	6.4	15t	1
Alexander	11	91	8.3	13	0
Brooks	8	214	26.8	73t	1
Corbett	3	34	11.3	15	0
Kreider	3	20	6.7	8	0
Turner	2	18	9.0	10	0
McInally	1	24	24.0	24	0
Walker	1	14	14.0	14t	1
Poole	1	-10	-10.0	-10	0
Bengals	228	2821	12.4	73t	17
Opponents	275	3908	14.2	59	27

INTERCEPTIONS	No	Yds	Avg	Lg	TD
Jauron	6	41	6.8	12	0
R. Griffin	4	167	41.8	96t	1
Cobb	3	19	6.3	14	0
Williams	2	5	2.5	3	0
J. Browner	1	15	15.0	15	0
Perry	1	11	11.0	11	0
Whitley	1	2	2.0	2	0
LeClair	1	0	0.0	0	0
Riley	1	0	0.0	0	0
Bengals	20	260	13.0	96t	1
Opponents	15	305	20.3	68	2

PUNTING	No	Yds	Avg	TB	Lg	B
McInally	89	3678	41.3	12	61	2
Bengals	91	3678	40.4	12	61	2
Opponents	71	2812	39.6	-	-	-

PUNT RETURNS	Ret	FC	Yds	Avg	Lg	TD
Lusby	32	4	260	8.1	40	0
Levenseller	8	2	46	5.8	21	0
Burk	1	1	0	0.0	0	0
Jauron	1	2	10	10.0	10	0
Bengals	42	9	316	7.5	40	0
Opponents	48	-	325	6.8	-	0

KICKOFF RETURNS	No	Yds	Avg	Lg	TD
Turner	55	1149	20.9	36	0
Poole	7	128	18.3	24	0
Lusby	6	92	15.3	28	0
J. Browner	6	87	14.5	25	0
Kurnick	4	60	15.0	20	0
R. Browner	2	29	14.5	15	0
R. Griffin	1	15	15.0	15	0
Bengals	81	1560	19.3	36	0
Opponents	63	1258	20.0	-	0

USUAL STARTERS

OFFENSE		DEFENSE	
WR	Don Bass	LE	Gary Burley
LT	Mike Wilson	LDT	Eddie Edwards
LG	Glenn Bujnoch	RT	Wilson Whitley
C	Blair Bush	RE	Ross Browner
RG	Dave Lapham	LLB	Bo Harris
RT	Vernon Holland	MLB	Jim LeClair
TE	Dan Ross	RLB	Reggie Williams
WR	Isaac Curtis	LCB	Louis Breedon
QB	Ken Anderson	RCB	Ken Riley
HB	Archie Griffin	SS	Marvin Cobb
FB	Pete Johnson	FS	Dick Jauron

FIELD GOALS	1-19	20-29	30-39	40-49	50+
Bahr	0-0	4-6	3-7	4-8	2-2
Bengals	0-0	4-6	3-7	4-8	2-2

FIELD GOAL ATTEMPTS BY GAME:
Bahr: (-) (24G) (37N) (48N, 55G, 32N, 52G) (48G, 38G) (43N) (49N) (25N) (24G, 24G, 43G) (38N) (28G) (-) (38G, 33G, 27N) (37N, 46G) (-) (43G, 46N).

DEFENSE/SPECIAL TEAMS/MISC. DEF.*

Player	ST	AT	TT	Sks-	Yds	PD	FF	FRs
LeClair	92	46	138	0-0	5	0	1	27
Williams	66	25	91	3-16	5	2	1	0
Harris	59	18	77	4-33	4	1	0	0
Jauron	55	18	73	0-0	5	2	3	0
Cobb	50	17	67	0-0	7	0	0	0
Burley	56	10	66	5-40	2	0	0	0
R. Browner	48	16	64	6-36.5	2	1	2	0
J. Browner	48	13	61	0-0	4	2	1	0
Edwards	40	15	55	4-5-40	2	0	2	0
Whitley	32	11	43	3.5-19.5	3	1	2	0
Riley	33	9	42	0-0	13	0	3-31	
Dinkel	31	11	42	1-1	1	0	0	0
Anderson	29	12	41	0-0	1	0	0	0
Perry	23	9	32	0-0	3	0	0	0
R. Griffin	30	1	31	0-0	6	0	1	0
White	20	8	28	2-16	0	0	0	0
Breedon	17	5	22	0-0	5	0	0	0
Mitchell	13	7	20	3-14	1	0	0	0
Ruud	14	5	19	0-0	0	0	0	0
Kurnick	16	1	17	0-0	0	2	2-38	
Levenseller	14	2	16	0-0	0	0	2	0
Lusby	11	1	12	0-0	0	1	2	0
Burk	4	1	5	0-0	0	0	1	0
Poole	4	1	5	0-0	0	0	1	0
Corbett	3	0	3	0-0	0	0	0	0
Walker	3	0	3	0-0	0	0	0	0
Wilson	2	0	2	0-0	0	0	0	0
Alexander	1	0	1	0-0	0	0	0	0
Bahr	1	0	1	0-0	0	0	0	0
Curtis	1	0	1	0-0	0	0	0	0
Burley	1	0	1	0-0	0	0	0	0
P. Johnson	1	0	1	0-0	0	0	0	0
Lapham	1	0	1	0-0	0	0	0	0
Montoya	1	0	1	0				

1981 FINAL STATISTICS (12-4-0)

Head Coach: Forrest Gregg

Date	W/L	Score	Opponent	All
Sept. 6	W	27-21	Seattle	41,177
Sept. 13	W	31-30	at N.Y. Jets	49,454
Sept. 20	L	17-20	Cleveland	52,170
Sept. 27	W	27-24	Buffalo	46,418
Oct. 4	L	10-17	at Houston	44,350
Oct. 11	W	41-19	at Baltimore	33,069
Oct. 18	W	34-7	Pittsburgh	57,090
Oct. 25	L	7-17	at New Orleans	46,336
Nov. 1	W	34-21	Houston	54,736
Nov. 8	W	40-17	at San Diego	51,259
Nov. 15	W	24-10	Los Angeles	56,836
Nov. 22	W	38-21	Denver	57,207
Nov. 29	W	41-21	at Cleveland	75,186
Dec. 6	L	3-21	San Francisco	56,796
Dec. 13	W	17-10	at Pittsburgh	50,623
Dec. 20	W	30-28	at Atlanta	35,972

*Overtime

TEAM STATISTICS	Bengals	Opponents
TOTAL FIRST DOWNS	351	324
Rushing	124	126
Passing	210	167
Penalty	27	31
3rd Down Efficiency	45.2	42.5
POSSESSION AVG.	30.52	29.08
TOTAL NET YARDS	5968	5289
Avg. Per Game	373.0	330.6
Total Plays	1078	1055
Avg. Per Play	5.5	5.0
NET YARDS RUSHING	1973	1881
Avg. Per Game	123.3	117.6
Total Rushes	493	445
NET YARDS PASSING	3995	3408
Avg. Per Game	249.7	213.0
Sacked-Yards Lost	35-205	42-349
Gross Yards	4200	3757
Att.-Completions	550-332	548-316
Completion Pct.	60.4	57.7
Had Intercepted	12	19
PUNTS-AVG.	73-44.8	81-40.3
PENALTIES-YARDS	109-896	104-787
FUMBLES-BALL LOST	25-12	32-18
TOUCHDOWNS	51	38
Rushing	19	12
Passing	30	24
Returns	2	2

Score by Periods	1	2	3	4	OT	Tot
Bengals	74	150	58	136	3	421
Opponents	38	111	17	138	0	304

SCORING	TD	Ru	Rc	Rt	PAT	FG	S	TP
Breech	0	0	0	0	49-51	22-32	0	115
Johnson	16	12	4	0	-	-	-	96
Collinsworth	8	0	8	0	-	-	-	48
Kreider	5	0	5	0	-	-	-	30
Ross	5	0	5	0	-	-	-	30
A. Griffin	4	3	1	0	-	-	-	24
Alexander	3	2	1	0	-	-	-	18
Curtis	2	0	2	0	-	-	-	12
M. Harris	2	0	2	0	-	-	-	12
Verser	2	0	2	0	-	-	-	12
Anderson	1	1	0	0	-	-	-	6
Breeden	1	0	0	1	-	-	-	6
Anderson	1	1	0	0	-	-	-	6
Hargrove	1	1	0	0	-	-	-	6
St. Clair	1	0	0	1	-	-	-	6
Bengals	51	19	30	2	49-51	22-32	0	421
Opponents	38	12	24	2	38-38	12-21	1	304

RUSHING	No	Yds	Avg	Lg	TD
Johnson	274	1077	3.9	39	12
Anderson	46	320	7.0	25	1
Alexander	98	292	3.0	16	2
A. Griffin	47	163	3.5	23	3
Hargrove	16	66	4.1	27	1
Schoenert	7	41	5.9	19	1
Kreider	1	21	21.0	21	0
Verser	2	11	5.5	9	0
Bass	1	9	9.0	9	0
McInally	1	-27	-27.0	-27	0
Bengals	493	1973	4.0	39	19
Opponents	465	1881	4.0	43	12

RECEIVING	No	Yds	Avg	Lg	TD
Ross	71	910	12.8	37	5
Collinsworth	67	1009	15.1	74	8
Johnson	46	320	7.0	33	4
Curtis	37	609	16.5	68	2
Kreider	37	520	14.1	46	5
Alexander	28	262	9.4	66	1
A. Griffin	20	160	8.0	17	1
M. Harris	13	181	13.9	42	2
Verser	6	161	26.8	73	2
McInally	6	68	11.3	20	0
Hargrove	1	0	0.0	0	0
Bengals	332	4200	12.7	74	30
Opponents	316	3757	11.9	65	24

INTERCEPTIONS	No	Yds	Avg	Lg	TD
Fuller	5	6	1.2	6	0
Breeden	4	145	36.3	102	1
Williams	4	33	8.3	14	0
B. Harris	2	92	46.0	49	0
Fuller	1	31	31.0	31	0
Razzano	1	11	11.0	11	0
Cameron	1	0	0.0	0	0
LeClair	1	0	0.0	0	0
Bengals	19	318	16.7	102	1
Opponents	12	143	11.9	38	1

PUNTING	No	Yds	Avg	TB	Lg	B
McInally	72	3272	45.4	11	62	1
Bengals	73	3272	44.8	11	62	1
Opponents	81	3266	40.3	-	-	-

PUNT RETURNS	Ret	FC	Yds	Avg	Lg	TD
Fuller	23	13	177	7.7	34	0
Simmons	5	6	24	4.8	11	0
Hicks	1	0	4	4.0	4	0
Bengals	29	19	205	7.1	34	0
Opponents	42	-	416	9.9	-	0

KICKOFF RETURNS	No	Yds	Avg	Lg	TD
Verser	29	691	23.8	78	0
B	8	171	21.4	29	0
A. Griffin	6	119	19.8	28	0
Fuller	1	34	34.0	34	0
R. Griffin	2	31	15.5	17	0
Simmons	1	10	10.0	10	0
Dinkel	1	0	0.0	0	0
Kemp	1	0	0.0	0	0
Razzano	1	0	0.0	0	0
Bengals	49	1056	21.6	78	0
Opponents	80	1612	20.2	96	1

1 fair catch.

USUAL STARTERS

OFFENSE	DEFENSE		
WR	Cris Collinsworth	LE	Eddie Edwards
LT	Anthony Munoz	RE	Wilson Whitley
LG	Dave Lapham	NT	Ross Browner
C	Blair Bush	LOLB	Bo Harris
RG	Max Montoya	LILB	Jim LeClair
RT	Mike Wilson	RILB	Glenn Cameron
TE	Dan Ross	ROLB	Reggie Williams
WR	Isaac Curtis	LCB	Louis Breeden
QB	Ken Anderson	RCB	Ken Riley
HB	Charles Alexander	SS	Bobby Kemp
FB	Pete Johnson	FS	Bryan Hicks

FIELD GOALS	1-19	20-29	30-39	40-49	50+
Breech	0-0	9-11	7-9	5-11	1-1
Bengals	0-0	9-11	7-9	5-11	1-1

FIELD GOAL ATTEMPTS BY GAME:
Breech: (25G, 40G, 43N) (25N, 44G) (42B, 29N, 21G) (23G, 28G) (45G, 36N, 48N) (38G, 24G) (27G, 23G) (-) (30G, 51G) (43G, 33G) (37G) (38G, 46N, 48N) (-) (30G) (38G, 41N) (39N, 29G, 20G, 45G).

DEFENSE/SPECIAL TEAMS/MISC. DEF. *

Player	ST	AT	TT	Yds	PD	FF	FR-1
LeClair	81	31	112	1-10	7	0	1-0
Williams	83	23	106	11-90	3	3	3-0
Cameron	76	20	96	0-0	7	3	0-0
B. Harris	69	20	89	2-11	5	0	2-3
Breeden	67	13	80	0-0	12	1	1-10
Hicks	53	22	75	0-0	8	1	2-3
Kemp	53	17	70	1-6	8	2	0-0
Browner	47	11	58	9-80	2	2	1-0
Edwards	36	11	47	10-89	0	2	1-0
Riley	38	5	43	0-0	14	1	1-0
Razzano	31	10	41	0-0	0	2	0-0
Whitley	23	8	31	2-12	0	0	0-0
Dinkel	24	4	28	0-0	0	0	0-0
Simmons	20	3	23	0-0	2	0	0-0
Horn	18	5	23	0-0	0	0	1-0
St. Clair	17	4	21	3-24	2	0	1-12
Frazier	14	7	21	0-0	2	0	0-0
R. Griffin	13	6	19	0-0	4	1	1-0
Fuller	13	5	18	0-0	2	0	0-0
Borley	11	3	14	2-26	0	0	0-0
Schuh	11	3	14	0-0	0	0	1-0
Davis	9	1	10	0-0	0	0	0-0
Bush	7	2	9	0-0	0	0	0-0
Chapman	7	2	9	0-0	1	0	0-0
Kreider	6	1	7	0-0	0	0	0-0
Verser	6	1	7	0-0	0	0	0-0
Hargrove	5	1	6	0-0	0	0	0-0
M. Harris	5	1	6	0-0	0	0	0-0
Bright	3	1	4	0-0	0	0	0-0
Alexander	2	0	2	0-0	0	0	0-0
Anderson	2	0	2	0-0	0	0	0-0
Breech	2	0	2	0-0	0	0	0-0
Lapham	2	0	2	0-0	0	0	0-0
Munoz	2	0	2	0-0	0	0	0-0
McInally	1	0	1	0-0	0	0	0-0
Ross	1	0	1	0-0	0	0	0-0
Wilson	1	0	1	0-0	0	0	0-0
Bass	0	0	0	0-0	0	0	1-0
(TEAM)	-	-	-	1-1	-	-	-

Blocked kicks: None.

*Press box statistics

PASSING	Att	Cmp	Yds	Cmp %	Yds/Att	TD	Int	Sack-Lost	Rat			
Anderson	479	300	3754	62.6	7.84	29	6.1	10	2.1	74	25-140	98.4
Thompson	49	21	267	42.9	5.45	1	2.0	2	4.1	21	7-61	50.3
Schoenert	19	10	166	52.6	8.74	0	0.0	0	0.0	36	3-4	82.3
Kreider	3	1	13	33.3	4.33	0	0.0	0	0.0	13	0-0	47.9
Bengals	550	332	4200	60.4	7.64	30	5.5	12	2.2	74	35-205	93.3
Opponents	548	316	3757	57.7	6.86	24	4.4	19	3.5	65	42-349	78.9

STAFF: ROSTERS VETERANS FIRST-YEAR FREE AGENTS 2005 DRAFT CHOICES COLLEGE FREE AGENTS 2004 REVIEW HISTORY RECORDS STADIUM, NFL & MEDIA

1981 SEASON PLAYOFF STATISTICS (2-1)

Date	W/L	Score	Opponent	Att
Jan. 3*	W	28-21	Buffalo	55,420
Jan. 10*	W	27-7	San Diego	46,302
Jan. 24*	L	21-26	vs. San Francisco	81,270

*AFC Divisional Playoff
 *AFC Championship
 #Super Bowl XVI at Pontiac, Mich.

TEAM STATISTICS		Bengals	Opponents
TOTAL FIRST DOWNS		65	59
Rushing		26	31
Passing		33	24
Penalty		6	4
3rd Down: Made-Att.		17-34	16-36
3rd Down Pct.		50.0	44.4
4th Down: Made-Att.		1-2	0-0
4th Down Pct.		50.0	-
POSSESSION AVG.		30:28	29:32
TOTAL NET YARDS		979	912
Avg. Per Game		326.3	304.0
Total Plays		180	183
Avg. Per Play		5.4	5.0
NET YARDS RUSHING		351	389
Avg. Per Game		117.0	129.7
Total Rushes		93	99
NET YARDS PASSING		628	523
Avg. Per Game		209.3	174.3
Sacked-Yards Lost		9-39	3-21
Gross Yards		667	544
Att.-Completions		78-54	81-44
Completion Pct.		69.2	54.3
Had Intercepted		2	4
PUNTS-AVG.		10-40.1	9-41.1
Net Punting Avg.		36.0	34.2
PENALTIES-YARDS		16-126	16-136
FUMBLES-BALLS LOST		5-3	6-3
TOUCHDOWNS		10	6
Rushing		5	3
Passing		5	3
Returns		0	0

Score by Periods	1	2	3	4	OT	Tot
Bengals	24	7	17	28	-	76
Opponents	7	27	7	13	-	54

PASSING	Att	Cmp	Yds	Cmp %	Yds/Att	TD	Int	Sack-Lost	Rat
Anderson	77	53	653	68.8	8.48	5	6.5	2 2.5	49 9-39 105.6
Thompson	1	1	14	100.0	14.00	0	0.0	0 0.0	14 0-0 118.8
Bengals	78	54	667	69.2	8.55	5	6.4	2 2.6	49 9-39 106.1
Opponents	81	44	544	54.3	6.72	3	3.7	4 4.9	54 3-21 67.1

SCORING	TD	Ru	Rc	Rt	PAT	FG	S	TP
Breech	0	0	0	0	10-10	2-3	0	16
Alexander	2	2	0	0	-	-	0	12
Johnson	2	2	0	0	-	-	0	12
Ross	2	0	2	0	-	-	0	12
Anderson	1	1	0	0	-	-	0	6
Bass	1	0	1	0	-	-	0	6
Collinsworth	1	0	1	0	-	-	0	6
M. Harris	1	0	1	0	-	-	0	6
Bengals	10	5	5	0	10-10	2-3	0	76
Opponents	6	3	3	0	6-6	4-6	0	54

RUSHING	No	Yds	Avg	Lg	TD
Johnson	52	161	3.1	11	2
Alexander	27	111	4.1	20-1	2
Anderson	11	69	6.3	13	1
A. Griffin	2	8	4.0	4	0
Collinsworth	1	2	2.0	2	0
Bengals	93	351	3.8	20t	5
Opponents	99	389	3.9	44t	3

RECEIVING	No	Yds	Avg	Lg	TD
Ross	22	244	11.1	19	2
Collinsworth	9	159	17.7	49	1
Curtis	6	92	15.3	22	0
Johnson	6	45	7.5	14	0
Alexander	6	38	6.3	16	0
Kreider	3	78	26.0	42	1
M. Harris	1	8	8.0	8t	1
Bass	1	3	3.0	3t	1
Bengals	54	667	12.4	49	5
Opponents	44	544	12.4	54	3

INTERCEPTIONS	No	Yds	Avg	Lg	TD
Kemp	1	24	24.0	24	0
B. Harris	1	16	16.0	16	0
Breedon	1	0	0.0	0	0
Riley	1	0	0.0	0	0
Bengals	4	40	10.0	24	0
Opponents	2	52	26.0	27	0

PUNTING	No	Yds	Avg	Net	TB	In	Lg	B
McInally	10	401	40.1	36.0	1	2	60	0
Bengals	10	401	40.1	36.0	1	2	60	0
Opponents	9	370	41.1	34.2	0	0	50	0

PUNT RETURNS	Ret	FC	Yds	Avg	Lg	TD
Fuller	5	2	62	12.4	27	0
Bengals	5	2	62	12.4	27	0
Opponents	4	1	21	5.3	7	0

KICKOFF RETURNS	No	Yds	Avg	Lg	TD
Verser	10	186	18.6	40	0
Frazier	1	0	0.0	0	0
A. Griffin	1	0	0.0	0	0
Bengals	12	186	15.5	40	0
Opponents	14	254	18.1	36	0

FIELD GOALS	1-19	20-29	30-39	40-49	50+
Breech	0-0	0-0	2-3	0-0	0-0
Bengals	0-0	0-0	2-3	0-0	0-0
Opponents	0-0	3-3	0-1	1-1	0-1

FIELD GOAL ATTEMPTS BY GAME:
Breech: (33B) (31G, 38G) (-).
Opponents: (-) (37N, 50N) (22G, 26G, 40G, 23G).

DEFENSE/SPECIAL TEAMS/MISC. DEF.*	Player	ST	AT	TT	Sks-Yds	PD	FF	FR	Yds
	Browner	20	4	24	1-9	0	0	1-0	1-0
	Williams	12	7	19	0-0	3	1	0-0	0-0
	Hicks	14	4	18	0-0	2	1	0-0	0-0
	B. Harris	13	5	18	1-5	1	1	0-0	0-0
	Cameron	9	9	18	0-0	3	1	0-0	0-0
	Breedon	14	1	15	0-0	7	0	0-0	0-0
	Kemp	9	6	15	0-0	7	0	0-0	0-0
	LeClair	6	6	12	0-0	3	0	0-0	0-0
	Edwards	5	3	8	1-7	0	0	0-0	0-0
	Riley	6	1	7	0-0	6	0	0-0	0-0
	Whitley	4	3	7	0-0	0	0	0-0	0-0
	R. Griffin	6	0	6	0-0	1	0	0-0	0-0
	Dinkel	3	3	6	0-0	0	0	0-0	0-0
	Razzano	4	0	4	0-0	0	1	0-0	0-0
	St. Clair	2	2	4	0-0	0	0	0-0	0-0
	Davis	1	2	3	0-0	0	0	0-0	0-0
	Fuller	2	0	2	0-0	0	0	0-0	0-0
	Frazier	1	1	2	0-0	0	0	0-0	0-0
	Simmons	1	1	2	0-0	0	0	1-0	0-0
	Breech	1	0	1	0-0	0	0	0-0	0-0
	Hargrove	1	0	1	0-0	0	0	0-0	0-0
	Montoya	1	0	1	0-0	0	1	0-0	0-0
	Verser	1	0	1	0-0	0	0	0-0	0-0
	Wilson	1	0	1	0-0	0	0	0-0	0-0
	Bush	0	1	1	0-0	0	0	0-0	0-0
	Bass	0	0	0	0-0	1	0	1-0	1-0

Blocked kicks: None.
 *Press box statistics

1982 FINAL STATISTICS (7-2-0)

Head Coach: Forrest Gregg

Date	W/L	Score	Opponent	Att
Sept. 12	W	27-6	Houston	52,268
Sept. 19	L	20-26*	at Pittsburgh	53,973
Players Strike				
Nov. 21	W	18-14	at Philadelphia	65,172
Nov. 28	W	31-17	L.A. Raiders	53,330
Dec. 5	W	20-17	at Baltimore	23,598
Dec. 12	W	23-10	Cleveland	54,305
Dec. 20	L	34-50	at San Diego	51,296
Dec. 26	W	24-10	Seattle	55,330
Jan. 2	W	35-27	at Houston	26,522

*Overtime

TEAM STATISTICS	Bengals	Opponents
TOTAL FIRST DOWNS	207	170
Rushing	63	61
Passing	123	102
Penalty	21	7
3rd Down Efficiency	54.1	33.7
POSSESSION AVG	33:26	26:34
TOTAL NET YARDS	3288	2893
Avg. Per Game	365.3	321.4
Total Plays	606	551
Avg. Per Play	5.4	5.3
NET YARDS RUSHING	949	850
Avg. Per Game	105.4	94.4
Total Rushes	269	223
NET YARDS PASSING	2339	2043
Avg. Per Game	259.9	227.0
Sacked-Yards Lost	27-162	22-207
Gross Yards	2501	2250
Att.-Completions	310-219	306-187
Completion Pct.	70.6	61.1
Had Intercepted	9	14
PUNTS-AVG.	31-38.7	37-40.1
PENALTIES-YARDS	56-475	64-551
FUMBLES-BALL LOST	12-7	19-6
TOUCHDOWNS	27	21
Rushing	13	8
Passing	12	12
Returns	2	1

Score by Periods	1	2	3	4	OT	Tot
Bengals	48	76	62	46	0	232
Opponents	24	42	51	54	6	177

SCORING	TD	Ru	Rc	RI	PAT	FG	S	TP
Breech	0	0	0	0	25-26	14-16	0	67
Johnson	7	7	0	0	-	-	0	42
Anderson	4	4	0	0	-	-	0	24
M. Harris	3	0	3	0	-	-	0	18
Ross	3	0	3	0	-	-	0	18
Alexander	2	1	1	0	-	-	0	12
Kreider	1	0	1	0	†	-	0	7
Collinsworth	1	0	1	0	-	-	0	6
Curtis	1	0	1	0	-	-	0	6
A. Griffin	1	0	1	0	-	-	0	6
B. Harris	1	0	0	1	-	-	0	6
Holman	1	0	1	0	-	-	0	6
Riley	1	0	0	1	-	-	0	6
Verser	1	0	1	0	-	-	0	6
Williams	0	0	0	0	-	-	1	2
Bengals	27	13	12	2	26-27	14-18	1	232
Opponents	21	8	12	1	19-21	10-12	1	177

†PAT scored on a run.

RUSHING	No	Yds	Avg	Lg	TD
Johnson	156	622	4.0	21	7
Alexander	64	207	3.2	18	0
Anderson	25	85	3.4	12	4
A. Griffin	12	39	3.3	10	1
Curtis	3	15	5.0	8	0
Tate	2	2	1.0	2	0
Verser	1	1	1.0	1	0
M. Harris	2	-3	-1.5	5	0
Schonert	3	-8	-2.7	-3	0
Collinsworth	1	-11	-11.0	-11	0
Bengals	269	949	3.5	21	13
Opponents	223	850	3.8	48	8

RECEIVING	No	Yds	Avg	Lg	TD
Collinsworth	49	700	14.3	50	1
Ross	47	508	10.8	28	3
Johnson	31	267	8.6	25	0
Curtis	23	320	13.9	45	1
A. Griffin	22	172	7.8	22	0
Kreider	16	230	14.4	28	1
Alexander	14	85	6.1	14	1
M. Harris	10	103	10.3	17	3
Verser	4	98	24.5	56	1
Holman	3	18	6.0	10	1
Bengals	219	2501	11.4	56	12
Opponents	187	2250	12.0	66	12

INTERCEPTIONS	No	Yds	Avg	Lg	TD
Riley	5	88	17.6	56	1
Breedon	2	9	4.5	9	0
B. Harris	1	62	62.0	62	0
Browner	1	29	29.0	29	0
R. Griffin	1	21	21.0	21	0
Williams	1	20	20.0	20	0
LeClair	1	11	11.0	11	0
Fuller	1	0	0.0	0	0
Kemp	1	0	0.0	0	0
Bengals	14	240	17.1	62	2
Opponents	9	93	10.3	35	1

PUNTING	No	Yds	Avg	TB	Lg	B
Mchalny	31	1201	38.7	4	53	0
Bengals	31	1201	38.7	4	53	0
Opponents	37	1484	40.1	-	-	-

PUNT RETURNS	Ret	FC	Yds	Avg	Lg	TD
Fuller	17	8	95	5.6	13	0
Bengals	17	8	95	5.6	13	0
Opponents	17	-	68	4.0	-	0

KICKOFF RETURNS	No	Yds	Avg	Lg	TD
Verser	16	320	20.0	33	0
Tate	14	314	22.4	55	0
Fuller	1	9	9.0	9	0
Bengals	31	643	20.7	55	0
Opponents	45	851	18.9	-	0

USUAL STARTERS

OFFENSE		DEFENSE	
WR	Cris Collinsworth	LE	Eddie Edwards
LT	Anthony Munoz	NT	Wilson Whitley
LG	Dave Lapham	RE	Ross Browner
C	Blair Bush	LOLB	Bo Harris
RG	Max Montoya	LILB	Jim LeClair
RT	Mike Wilson	RILB	Glenn Cameron
TE	Dan Ross	ROLB	Reggie Williams
WR	Isaac Curtis	LCB	Louis Breedon
QB	Ken Anderson	RCB	Ken Riley
HB	Charles Alexander	SS	Bobby Kemp
FB	Pete Johnson	FS	Bryan Hicks

FIELD GOALS	1-19	20-29	30-39	40-49	50+
Breech	2-2	3-3	5-6	3-5	1-2
Bengals	2-2	3-3	5-6	3-5	1-2

FIELD GOAL ATTEMPTS BY GAME:
Breech: (25G, 43G, 47N, 43N) (31G, 50G, 39G)
 (49G, 19G, 38G) (35G) (-) (36G, 21G, 44G) (27G, 19G) (34G) (51N).

Player	ST	AT	TT	Sks-		FR-Yds
				Yds	PD	
Kemp	41	11	52	1-2	6	1 0-0
LeClair	33	17	50	2.5-20	1	0 0-0
Hicks	31	17	48	0-0	9	0 0-0
Williams	34	9	43	4.5-41	3	0 4-0
Cameron	29	14	43	0-0	1	1 0-0
Browner	28	13	41	3-38	1	1 0-0
B. Harris	31	9	40	2-22	2	1 0-0
Edwards	25	5	30	6-53	1	0 1-0
Riley	26	3	29	0-0	9	0 0-0
Breedon	25	4	29	1-13	5	0 0-0
R. Griffin	18	5	23	0-0	4	0 0-0
Johnson	17	3	20	0-0	0	1 0-0
Fuller	16	3	19	0-0	0	1 0-0
Razzano	12	4	16	0-0	0	1 0-0
Whitley	11	4	15	1-12	0	1 0-0
Frazier	10	2	12	0-0	0	0 0-0
Dinkel	7	2	9	0-0	0	0 0-0
Davis	6	3	9	0-0	2	0 0-0
Schuh	6	3	9	0-0	0	0 0-0
Holman	5	1	6	0-0	0	0 0-0
Verser	3	2	5	0-0	0	0 0-0
St. Clair	4	0	4	0-0	0	0 0-0
M. Harris	3	0	3	0-0	0	0 0-0
Collins	2	1	3	1-6	0	0 0-0
Burley	2	0	2	0-0	0	0 0-0
Bush	2	0	2	0-0	0	0 0-0
Boyersky	1	1	2	0-0	0	0 0-0
Simpkins	1	1	2	0-0	1	0 0-0
Anderson	1	0	1	0-0	0	0 0-0
Collinsworth	1	0	1	0-0	0	0 0-0
Curtis	1	0	1	0-0	0	0 0-0
Johnson	1	0	1	0-0	0	0 0-0
Kreider	1	0	1	0-0	0	0 0-0
Stimmons	1	0	1	0-0	0	0 0-0
Weaver	1	0	1	0-0	0	0 0-0
Block	1	0	1	0-0	0	0 0-0

Blocked kicks: TEAM (1 blocked PAT).

*Press box statistics

PASSING	Att	Cmp	Yds	Cmp %	Yds/Att	TD	Int	Lg	Sack-Lost	Rat		
Anderson	309	218	2495	70.6	8.07	12	3.9	9	2.9	56†	26-154	95.3
Schonert	1	1	6	100.0	6.00	0	0.0	0	0.0	6	1-8	91.7
Bengals	310	219	2501	70.6	8.07	12	3.9	9	2.9	56†	27-162	95.4
Opponents	306	187	2250	61.1	7.35	12	3.9	14	4.6	66†	22-207	77.7

STAFF ROSTERS VETERANS FIRST-YEAR FREE AGENTS 2005 DRAFT CHOICES COLLEGE FREE AGENTS 2004 REVIEW HISTORY RECORDS STADIUM, NFL & MEDIA

1982 SEASON PLAYOFF STATISTICS (0-1)

Date	W/L	Score	Opponent	Att
Jan. 9*	L	17-44	N.Y. Jets	57,560
*AFC First-Round Playoff (Super Bowl Tournament)				

TEAM STATISTICS	Bengals	Opponent
TOTAL FIRST DOWNS	23	27
Rushing	3	12
Passing	18	13
Penalty	2	2
3rd Down: Made-Att.	7-10	6-9
3rd Down Pct.	70.0	66.7
4th Down: Made-Att.	0-0	0-0
4th Down Pct.	-	-
POSSESSION AVG.	31:16	28:44
TOTAL NET YARDS	395	517
Avg. Per Game	395.0	517.0
Total Plays	61	63
Avg. Per Play	6.5	8.2
NET YARDS RUSHING	62	234
Avg. Per Game	62.0	234.0
Total Rushes	21	34
NET YARDS PASSING	333	283
Avg. Per Game	333.0	283.0
Sacked-Yards Lost	4-21	0-0
Gross Yards	354	283
Att.-Completions	36-26	29-21
Completion Pct.	72.2	72.4
Had Intercepted	3	1
PUNTS-AVG.	2-43.0	0-0-0
Net Punting Avg.	42.0	-
PENALTIES-YARDS	7-60	12-95
FUMBLES-BALLS LOST	2-1	2-1
TOUCHDOWNS	2	5
Rushing	0	2
Passing	2	2
Returns	0	1

Score by Periods	1	2	3	4	OT	Total
Bengals	14	0	3	0	-	17
Opponent	3	17	3	21	-	44

PASSING	Att	Cmp	Yds	Cmp %	Yds/Att	TD	Int	Sack-Lost	Rat
Anderson	35	26	354	74.3	10.11	2	5.7	3	89.5
Schonert	1	0	0	0.0	0.00	0	0.0	0	39.6
Bengals	36	26	354	72.2	9.83	2	5.6	3	87.0
Opponent	29	21	283	72.4	9.76	2	6.9	1	111.7

SCORING	TD-Ru	Rc	Rt	PAT	FG	S	TP
Curtis	1	0	1	0	-	0	6
Ross	1	0	1	0	-	0	6
Breech	0	0	0	0	2-2	1-2	0
Bengals	2	0	2	0	2-2	1-2	0
Opponent	5	2	2	1	5-5	3-3	0

RUSHING	No	Yds	Avg	Lg	TD
Johnson	9	26	2.9	14	0
A. Griffin	3	17	5.7	8	0
Alexander	7	14	2.0	6	0
Anderson	2	5	2.5	3	0
Bengals	21	62	3.0	14	0
Opponent	34	234	6.9	35	2

RECEIVING	No	Yds	Avg	Lg	TD
Collinsworth	7	120	17.1	53	0
Ross	6	89	14.8	26	1
Curtis	3	63	21.0	32	1
Kreider	3	41	13.7	17	0
A. Griffin	3	14	4.7	6	0
Johnson	3	7	2.3	9	0
M. Harris	1	20	20.0	20	0
Bengals	26	354	13.6	53	2
Opponent	21	283	13.5	49	2

INTERCEPTIONS	No	Yds	Avg	Lg	TD
Riley	1	0	0.0	0	0
Bengals	1	0	0.0	0	0
Opponent	3	138	46.0	98	1

PUNTING	No	Yds	Avg	Net	TB	In20	Lg	B
McInally	2	86	43.0	42.0	0	0	45	0
Bengals	2	86	43.0	42.0	0	0	45	0
Opponent	0	0	-	0	0	0	0	0

PUNT RETURNS	Ret	FC	Yds	Avg	Lg	TD
(None)						
Bengals	0	0	0	-	0	0
Opponent	1	1	2	2.0	2	0

KICKOFF RETURNS	No	Yds	Avg	Lg	TD
Verser	7	116	16.6	21	0
Tate	1	22	22.0	22	0
Bengals	8	138	17.3	22	0
Opponent	4	69	17.3	20	0

FIELD GOALS	1-19	20-29	30-39	40-49	50+
Breech	0-0	1-1	0-0	0-1	0-0
Bengals	0-0	1-1	0-0	0-1	0-0
Opponent	0-0	1-1	1-1	1-1	0-0

FIELD GOAL ATTEMPTS:
Breech: (20G, 46N).
Opponent: (32G, 24G, 47G)

DEFENSE/SPECIAL TEAMS/MISC. DEF.*	ST	AT	TT	Yds	PD	FF	FR-Yds
Cameron	8	0	8	0-0	0	0	0-0
Brownar	6	2	8	0-0	0	0	0-0
Williams	6	1	7	0-0	0	0	0-0
Riley	5	1	6	0-0	1	0	0-0
R. Griffin	5	0	5	0-0	0	0	0-0
Kemp	5	0	5	0-0	1	2	0-0
Fuller	4	0	4	0-0	0	0	1-20
B. Harris	4	0	4	0-0	0	0	0-0
LeClair	2	2	4	0-0	0	0	0-0
Breedon	1	2	3	0-0	0	0	0-0
Edwards	2	0	2	0-0	0	0	0-0
Hicks	2	0	2	0-0	0	0	0-0
Simmons	2	0	2	0-0	0	0	0-0
Davis	1	0	1	0-0	0	0	0-0
Frazier	1	0	1	0-0	0	0	0-0
Jackson	1	0	1	0-0	0	0	0-0
Munoz	1	0	1	0-0	0	0	0-0
Ross	1	0	1	0-0	0	0	0-0
Verser	1	0	1	0-0	0	0	0-0
Whitley	1	0	1	0-0	1	0	0-0
Razzano	0	1	1	0-0	0	0	0-0

Blocked kicks: None

*Press box statistics

1983 FINAL STATISTICS (7-9-0)

Head Coach: Forrest Gregg

Date	W/L	Score	Opponent	Att
Sept. 4	L	10-20	L.A. Raiders	50,956
Sept. 11	L	6-10	Buffalo	46,839
Sept. 15	L	7-17	at Cleveland	79,700
Sept. 25	W	23-17	at Tampa Bay	56,023
Oct. 2	L	31-34	Baltimore	48,104
Oct. 10	L	14-24	Pittsburgh	56,086
Oct. 16	L	17-24	at Denver	74,305
Oct. 23	W	28-21	Cleveland	50,047
Oct. 30	W	34-14	Green Bay	53,349
Nov. 6	W	55-14	at Houston	39,706
Nov. 13	L	15-20	at Kansas City	44,711
Nov. 20	W	38-10	Houston	46,375
Nov. 28	L	14-38	at Miami	74,506
Dec. 4	W	23-10	at Pittsburgh	65,832
Dec. 11	W	17-9	Detroit	45,728
Dec. 17	L	14-20	at Minnesota	51,585

TEAM STATISTICS		Bengals	Opponents
TOTAL FIRST DOWNS			
Rushing	127	96	
Passing	179	156	
Penalty	21	24	
3rd Down: Made-Att.	97-212	94-216	
3rd Down Pct.	45.8	43.5	
POSSESSION AVG.	31:29	28:31	
TOTAL NET YARDS	5287	4327	
Avg. Per Game	330.4	270.4	
Total Plays	1036	973	
Avg. Per Play	5.1	4.4	
NET YARDS RUSHING	2104	1499	
Avg. Per Game	131.5	93.7	
Total Rushes	542	430	
NET YARDS PASSING	3183	2828	
Avg. Per Game	198.9	176.8	
Sacked-Yards Lost	40-309	41-335	
Gross Yards	3492	3163	
Att.-Completions	454-290	502-288	
Completion Pct.	63.9	57.4	
Had Intercepted	18	23	
PUNTS-AVG.	69-40.6	76-42.3	
PENALTIES-YARDS	99-837	100-871	
FUMBLES-BALL LOST	35-15	35-16	
TOUCHDOWNS	43	36	
Rushing	24	16	
Passing	14	17	
Returns	5	3	

Score by Periods	1	2	3	4	OT	Total
Bengals	102	140	54	50	-	346
Opponents	55	86	65	96	-	302

SCORING	TD	R	Pa	Rt	PAT	FG	S	TP
Breach	0	0	0	0	39-41	16-23	0	87
Johnson	14	14	0	0	-	-	0	84
Collinsworth	5	0	5	0	-	-	0	30
Alexander	3	3	0	0	-	-	0	18
Kinnbrew	3	3	0	0	-	-	0	18
Ross	3	0	3	0	-	-	0	18
Curtis	2	0	2	0	-	-	0	12
Harris	2	0	2	0	-	-	0	12
Riley	2	0	2	0	-	-	0	12
Schonert	2	2	0	0	-	-	0	12
S. Wilson	2	1	0	0	-	-	0	12
Anderson	1	1	0	0	-	-	0	6
J. Griffin	1	0	0	1	-	-	0	6
Horton	1	0	0	1	-	-	0	6
Kreider	1	0	0	1	-	-	0	6
Williams	1	0	0	1	-	-	0	6
Browner	0	0	0	0	1	-	0	1
Bengals	43	24	14	5	40-43	16-23	0	346
Opponents	36	16	17	3	35-36	17-22	0	302

†PAT scored on a pass from Kreider.

PASSING	Att	Cmp	Yds	Cmp %	Yds/Att	TD	%	Int	%	Lg	Sack-Lost	Rat
Anderson	297	198	2333	66.7	7.86	12	4.0	13	4.4	80t	25-187	85.6
Schonert	156	92	1159	59.0	7.43	2	1.3	5	3.2	54	15-122	73.1
Kreider	1	0	0	0.0	0.00	0	0.0	0	0.0	-	0-0	39.6
Bengals	454	290	3492	63.9	7.69	14	3.1	18	4.0	80t	40-309	81.1
Opponents	502	288	3163	57.4	6.30	17	3.4	23	4.6	53	41-335	68.3

USUAL STARTERS

OFFENSE		DEFENSE	
WR	Cris Collinsworth	LE	Eddie Edwards
LT	Anthony Munoz	NT	Jerry Boyarsky
LG	Dave Lapham	RE	Ross Browner
C	Dave Rimington		Glenn Collins
RG	Max Montoya	LOLB	Tom Dinkel
RT	Mike Wilson	LILB	Jimm LeClair
TE	Dan Ross	RILB	Glenn Cameron
WR	Isaac Curtis	RCB	Reggie Williams
QB	Ken Anderson	LOLB	Louis Breenen
HB	Rodney Tate	RCB	Kan Riley
	Charles Alexander	SS	Bobby Kemp
FB	Charles Alexander	FS	Robert Jackson
	Pete Johnson		

FIELD GOALS	1-19	20-29	30-39	40-49	50+
Breach	2-2	7-7	5-7	2-5	0-2
Bengals	2-2	7-7	5-7	2-5	0-2

FIELD GOAL ATTEMPTS BY GAME:
Breach: (36G) (40N, 47G, 30G) (-) (24G) (19G) (47N) (51N, 35G) (-) (-) (29G, 41G) (31G, 23G, 23G) (26G) (-) (32G, 19G, 27G) (32N, 28G) (44N, 35N, 52N).

DEFENSE/SPECIAL TEAMS/MISC. DEF. *

Player	ST	AT	TT	Sks-		FR-	
				Yds	PD		
Cameron	63	40	103	2-18	1	0	1-1
Williams	57	33	90	7.5-64.5	5	3	4-59
Jackson	51	37	88	0-0	7	0	0-0
LeClair	38	40	78	1-11	2	0	0-0
Breenen	44	15	59	1-9	10	1	1-0
Kemp	38	21	59	1-10	7	1	1-0
Krumrie	32	21	53	1.5-2.5	0	0	0-0
Riley	39	5	44	0-0	12	0	1-0
Horton	28	16	44	0-0	6	0	0-0
Frazier	28	14	42	1-8	0	0	0-0
Browner	25	15	40	3-26	1	2	0-0
Edwards	23	15	38	13-94.5	0	0	1-0
Razzano	20	16	36	0-0	0	0	1-0
Dinkel	22	12	34	0.5-3	3	0	2-4
Boyersky	18	14	32	1.5-13.5	0	0	0-0
R. Griffin	20	4	24	1-10	0	1	1-13
Collins	13	8	21	5-53	2	1	1-0
Simmons	10	7	17	0-0	1	0	0-0
Schuh	8	5	13	0-0	0	0	0-0
Kinnbrew	10	2	12	0-0	0	0	0-0
Maidlow	10	1	11	0-0	0	0	0-0
Simmons	5	6	11	0-0	0	0	1-0
J. Griffin	8	2	10	0-0	1	0	0-0
Turner	6	2	8	0-0	0	1	0-0
S. Wilson	4	3	7	0-0	0	0	0-0
Burley	5	0	5	2-11	2	0	0-0
Holman	4	1	5	0-0	0	0	0-0
Harris	3	1	4	0-0	0	0	0-0
Alexander	3	0	3	0-0	0	0	0-0
Martin	3	0	3	0-0	0	0	0-0
Curtis	2	0	2	0-0	0	0	0-0
Hannula	0	2	2	0-0	0	0	0-0
Breach	1	0	1	0-0	0	0	0-0
Collinsworth	1	0	1	0-0	0	0	0-0
Johnson	1	0	1	0-0	0	0	0-0
Kreider	1	0	1	0-0	0	0	0-0
Lapham	1	0	1	0-0	0	0	0-0
Munoz	1	0	1	0-0	0	0	0-0
Rimington	1	0	1	0-0	0	0	0-0
Ross	1	0	1	0-0	0	0	0-0
Hicks	0	1	1	0-0	1	0	0-0

Blocked kicks: Krumrie (1 blocked PAT)

*Press box statistics

STAFF ROSTERS VETERANS FIRST-YEAR FREE AGENTS 2005 DRAFT CHOICES COLLEGE FREE AGENTS 2004 REVIEW HISTORY RECORDS STADIUM, NFL & MEDIA

1984 FINAL STATISTICS (8-8-0)

Date	W/L	Score	Opponent	Att
Sept. 2	L	17-20	at Denver	74, 178
Sept. 9	L	22-27	Kansas City	47, 111
Sept. 16	L	23-43	at N.Y. Jets	64, 193
Sept. 23	L	14-24	L.A. Rams	45, 405
Oct. 1	L	17-38	at Pittsburgh	57, 098
Oct. 7	W	13-13	Houston	43, 637
Oct. 14	L	14-20	at New England	48, 154
Oct. 21	W	12-9	Cleveland	50, 667
Oct. 28	W	31-13	at Houston	34, 010
Nov. 4	L	17-23	at San Francisco	58, 324
Nov. 11	W	22-20	Pittsburgh	52, 497
Nov. 18	L	6-26	Seattle	50, 280
Nov. 25	W	35-14	Atlanta	44, 678
Dec. 2	W	20-17*	at Cleveland	51, 774
Dec. 9	W	24-21	at New Orleans	40, 855
Dec. 16	W	52-21	Buffalo	55, 771

Head Coach:	Sam Wyche	
OverTime		
TEAM STATISTICS	Bengals	Opponents
TOTAL FIRST DOWNS	339	322
Rushing	135	115
Passing	179	191
Penalty	25	16
3rd Down: Made-Att.	93-211	82-202
4th Down: Made-Att.	10-14	5-11
POSSESSION AVG.	30:50	29:10
TOTAL NET YARDS	5480	5259
Avg. Per Game	342.5	328.7
Total Plays	1081	1034
Avg. Per Play	5.1	5.1
NET YARDS RUSHING	2179	1868
Avg. Per Game	136.2	116.8
Total Rushes	540	477
NET YARDS PASSING	3301	3391
Avg. Per Game	206.3	211.9
Sacked-Yards Lost	45-358	40-298
Gross Yards	3659	3659
Att.-Completions	496-306	517-302
Completion Pct.	61.7	58.4
Had Intercepted	22	25
PUNTS-AVG.	67-42.3	67-41.4
Net Punting Avg.	35.3	31.6
PENALTIES-YARDS	65-693	90-743
FUMBLES-BALL LOST	32-17	27-15
TOUCHDOWNS	39	39
Rushing	18	21
Passing	17	15
Returns	4	3

Score by Periods	1	2	3	4	OT	Tot
Bengals	53	105	77	101	3	339
Opponents	40	98	78	123	0	339

SCORING	Td	Rc	Rt	PAT	FG	S	TP
Breech	0	0	0	37-37	22-31	0	103
Kinnbrew	10	9	1	0	-	0	60
Collinsworth	6	0	0	0	-	0	36
Jennings	5	2	3	0	-	0	30
Brooks	4	2	2	0	-	0	24
Alexander	2	2	0	0	-	0	12
Esiason	2	2	0	0	-	0	12
Harris	2	0	0	0	-	0	12
J. Griffin	1	0	0	1	-	0	6
Holman	1	0	1	0	-	0	6
Horton	1	0	0	1	-	0	6
Jackson	1	0	0	1	-	0	6
Kreider	1	0	1	0	-	0	6
Munoz	1	0	1	0	-	0	6
Schonert	1	1	0	0	-	0	6
Simmons	1	0	0	1	-	0	6
TEAM	0	0	0	0	-	1	2
Bengals	39	18	17	4	37-39	22-31	1 339
Opponents	39	21	15	3	37-39	22-31	1 339

PASSING	Att	Cmp	Yds	%	Att	TD	%	Int	Lg	Sack-Lost	Rat	
Anderson	275	175	2107	63.6	7.66	10	3.6	12	4.4	801	24-191	81.0
Schonert	117	78	945	66.7	8.08	4	3.4	7	6.0	571	16-115	77.8
Esiason	102	51	530	50.0	5.20	3	2.9	3	2.9	36	5-52	62.9
McInally	2	2	77	100.0	38.50	0	0.0	0	0.0	43	0-0	118.8
Bengals	496	306	3659	61.7	7.38	17	3.4	22	4.4	801	45-358	77.2
Opponents	517	302	3689	58.4	7.14	15	2.9	25	4.8	76	40-298	70.0

RUSHING	No	Yds	Avg	Lg	TD
Kinnbrew	154	623	4.0	23	9
Alexander	132	479	3.6	22	2
Brooks	103	396	3.8	33	2
Jennings	79	379	4.8	20t	2
Schonert	13	77	5.9	17	1
S. Wilson	17	74	4.4	9	0
Anderson	11	64	5.8	14	0
Esiason	19	63	3.3	9	2
Farley	7	11	1.6	5	0
Collinsworth	1	7	7.0	7	0
Verser	2	5	2.5	3	0
Martin	1	3	3.0	3	0
Harris	1	-2	-2.0	-2	0
Bengals	540	2179	4.0	33	18
Opponents	477	1868	3.9	36t	21

RECEIVING	No	Yds	Avg	Lg	TD
Collinsworth	64	989	15.5	57t	6
Harris	48	759	15.8	80t	2
Jennings	35	346	9.9	43	3
Brooks	34	268	7.9	27t	2
Alexander	29	203	7.0	22	0
Holman	21	239	11.4	27	1
Kreider	20	243	12.2	27	1
Kinnbrew	19	159	8.4	22	1
Curtis	12	135	11.3	22	0
Martin	11	164	14.9	42	0
Verser	6	113	18.8	28	0
S. Wilson	2	15	7.5	11	0
Kern	2	14	7.0	9	0
Farley	2	11	5.5	10	0
Munoz	1	1	1.0	11	1
Bengals	306	3659	12.0	80t	17
Opponents	302	3689	12.2	76	15

INTERCEPTIONS	No	Yds	Avg	Lg	TD
Breeden	4	96	24.0	70	0
Jackson	4	32	8.0	28t	1
Kemp	4	27	6.8	14	0
Horton	3	48	16.0	48t	1
Simmons	2	43	21.5	43t	1
R. Williams	2	33	16.5	33	0
R. Griffin	2	13	6.5	13	0
J. Griffin	1	57	57.0	57t	1
Cameron	1	15	15.0	15	0
Turner	1	4	4.0	4	0
Schuh	1	0	0.0	0	0
Bengals	25	368	14.7	70	4
Opponents	22	364	16.5	52t	2

PUNTING	No	Yds	Avg	Td	In 20	Lg	8
Breech	57	2832	49.7	8	19	61	0
Bengals	67	2832	42.3	8	19	61	0
Opponents	67	2771	41.4	-	-	-	-

PUNT RETURNS	Ret	FC	Yds	Avg	Lg	TD
Martin	24	5	376	15.7	55	0
Simmons	12	6	98	8.2	30	0
Horton	2	0	-1	-0.5	1	0
Bengals	38	11	473	12.4	55	0
Opponents	38	3	310	8.2	19	0

KICKOFF RETURNS	No	Yds	Avg	Lg	TD
Jennings	22	452	20.5	46	0
Martin	19	386	20.3	44	0
Brooks	7	144	20.6	37	0
Farley	6	93	15.5	32	0
Verser	3	46	15.3	23	0
Simmons	1	15	15.0	15	0
Harris	1	12	12.0	12	0
Kinnbrew	1	7	7.0	7	0
G. Williams	1	0	0.0	0	0
Bengals	61	1155	18.9	46	0
Opponents	69	1446	21.0	73	1

USUAL STARTERS

OFFENSE	DEFENSE
WR Cris Collinsworth	LE Eddie Edwards
LT Anthony Munoz	NT Tim Krumrie
LG Brian Blados	RE Ross Brownier
C Dave Rimington	LOLB Jeff Schuh
RG Max Montoya	LILB Ron Simpkins
RT Mike Willis	RILB Glenn Cameron
TE M.L. Harris	ROLB Reggie Williams
WR Isaac Curtis	LCB Louy Breiden
QB Ken Anderson	RCB Ray Horton
HB James Brooks	SS Jimmy Turner
FB Charles Alexander	RB Bobby Kemp
	FS Robert Jackson

FIELD GOALS	1-19	20-29	30-39	40-49	50+
Breech	0-0	9-10	10-12	3-4	0-5
Bengals	0-0	9-10	10-12	3-4	0-5

FIELD GOAL ATTEMPTS BY GAME:
Breech: (46G, 50N, 22N) (55N, 29G, 48G) (21G) (-) (32G) (22G, 33G, 51N) (37N, 35N) (24G, 23G, 33G, 25G) (33G) (39G) (42G, 21G, 28G) (30G, 33G) (51N) (22G, 43N, 35G) (50N, 35G) (36G).

DEFENSE/SPECIAL TEAMS/MISC. DEF.*

Player	ST	AT	TT	Yds	PD	FF	FR
R. Williams	65	27	92	9-55	6	0	0-0
Krumrie	57	27	84	5-46	0	0	1-8
Simpkins	52	28	80	0-0	2	0	1-0
Jackson	54	22	76	0-0	10	1	2-0
Browner	48	26	74	8-54	3	3	1-0
Horton	49	17	66	1-8	16	1	1-0
Edwards	48	16	64	9-68	1	23	(-2)
Cameron	38	22	60	1-7	2	0	0-0
Breeden	43	15	58	0-0	14	0	0-0
Schuh	36	16	52	2-17	1	0	0-0
Turner	38	12	50	0-0	6	0	1-0
Kemp	35	10	45	0-0	6	0	1-0
Frazier	26	16	42	2-21	2	2	0-0
Simmons	24	8	32	0-0	5	1	0-0
Razzano	12	15	27	0-0	1	0	1-0
R. Griffin	20	5	25	0-0	5	0	1-0
Boyersky	8	10	18	0-0	0	0	0-0
J. Griffin	13	3	16	0-0	4	0	0-0
Kern	8	7	15	0-0	0	1	0-0
Maidlow	10	3	13	0-0	0	0	0-0
Barker	8	4	12	0-0	0	0	0-0
Collins	7	5	12	3-22	1	1	1-0
Kozerski	7	1	8	0-0	0	0	0-0
Holman	5	1	6	0-0	0	0	1-0
Koch	5	1					

1985 FINAL STATISTICS (7-9-0)

USUAL STARTERS

Head Coach: Sam Wyche

Date	W/L	Score	Opponent	Att
Sept. 8	L	24-28	Seattle	51,625
Sept. 15	L	27-41	at St. Louis	46,321
Sept. 22	L	41-44	San Diego	52,270
Sept. 30	W	37-24	at Pittsburgh	59,541
Oct. 6	L	20-29	N.Y. Jets	51,765
Oct. 13	W	35-30	N.Y. Giants	53,112
Oct. 20	L	27-44	at Houston	35,590
Oct. 27	W	26-21	Pittsburgh	55,421
Nov. 3	W	23-17	at Buffalo	25,640
Nov. 10	W	27-10	Cleveland	57,293
Nov. 17	L	6-13	at L.A. Raiders	52,501
Nov. 24	L	6-24	at Cleveland	74,439
Dec. 1	W	45-27	Houston	46,140
Dec. 8	W	50-24	Dallas	56,936
Dec. 15	L	24-27	at Washington	50,544
Dec. 22	L	23-34	at New England	57,953

TEAM STATISTICS		Bengals	Opponents
TOTAL FIRST DOWNS			
Rushing		344	337
Passing		125	118
Penalty		191	194
3rd Down: Made-Att.		82-208	85-197
3rd Down Efficiency		39.4	43.1
4th Down: Made-Att.		9-19	6-12
4th Down Efficiency		47.4	68.7
POSSESSION AVG.			
TOTAL NET YARDS		31:18	28:42
Avg. Per Game		5900	5663
NET YARDS RUSHING		368.8	353.9
Avg. Per Game		1062	1019
NET YARDS PASSING		5.6	5.6
Avg. Per Game		2183	1999
Total Rushes		503	461
Total Passes		3717	3654
Avg. Per Game		232.3	229.0
Sacked-Yards Lost		41-364	40-334
Gross Yards		4082	3998
Att.-Completions		518-302	518-297
Completion Pct.		58.3	57.3
Had Intercepted		13	19
PUNTS-AVG.		63-40.7	60-41.3
Net Punting Avg.		29.7	34.5
PENALTIES-YARDS		110-795	84-731
FUMBLE-BALL LOST		35-16	34-19
TOUCHDOWNS			
Rushing		53	51
Passing		20	23
Returns		31	26
Returns		2	2

Score by Periods	1	2	3	4	OT	Total
Bengals	115	106	119	101	-	441
Opponents	61	131	107	138	-	437

SCORING	TD	Ru	Re	Rt	PAT	FG	S	TP
Breech	0	0	0	0	48-50	24-33	0	120
Brooks	12	7	5	0	-	-	0	72
Kinnebrew	10	9	1	0	-	-	0	60
Brown	8	0	8	0	-	-	0	48
Holman	7	0	7	0	-	-	0	42
Collinsworth	5	0	5	0	-	-	0	30
Jennings	4	1	3	0	-	-	0	24
Alexander	2	2	0	0	-	-	0	12
Kreider	1	0	1	0	-	-	0	7
Esiason	1	1	0	0	-	-	0	6
Griffin	1	0	0	1	-	-	0	6
Harris	1	0	1	0	-	-	0	6
Jackson	1	0	0	1	-	-	0	6
Browner	0	0	0	0	-	-	1	2
Bengals	53	20	31	2	49-53	24-33	1	441
Opponents	51	23	26	2	51-51	26-34	1	437

‡PAT scored on a run.

RUSHING	No	Yds	Avg	Lg	TD
Brooks	192	929	4.8	39	7
Kinnebrew	170	714	4.2	29	9
Alexander	44	156	3.5	18	2
Brown	14	129	9.2	35	0
Jennings	31	92	3.0	19	1
Esiason	33	79	2.4	20	1
Holman	8	44	5.5	15	0
Schonert	8	39	4.9	17	0
Collinsworth	1	3	3.0	3	0
Anderson	1	0	0.0	0	0
McInally	1	-2	-2.0	-2	0
Bengals	503	2183	4.3	39	20
Opponents	461	1999	4.3	56†	23

RECEIVING	No	Yds	Avg	Lg	TD
Collinsworth	65	1125	17.3	71	5
Brooks	55	576	10.5	57	5
Brown	53	942	17.8	68†	8
Holman	38	479	12.6	64†	7
Kinnebrew	22	187	8.5	29†	1
Alexander	15	110	7.3	19	0
Martin	14	187	13.4	28	0
Jennings	12	101	8.4	24	3
Kreider	10	184	18.4	56	1
Harris	10	123	12.3	22†	1
Ross	6	63	10.5	20	0
Blados	1	4	4.0	4	0
Munoz	1	1	1.0	1	0
Bengals	302	4082	13.5	71	31
Opponents	297	3998	13.5	72†	26

INTERCEPTIONS	No	Yds	Avg	Lg	TD
Griffin	7	116	16.6	33	1
Jackson	6	100	16.7	57†	1
Breedon	2	24	12.0	30	0
Horton	2	3	1.5	3	0
Turner	1	40	40.0	40	0
Kemp	1	0	0.0	0	0
Bengals	19	283	14.9	57†	2
Opponents	13	199	15.3	58	0

PUNTING	No	Yds	Avg	TB	In20	Lg	B
McInally	57	2410	42.3	7	8	64	1
Breech	5	153	30.6	0	2	43	0
Bengals	63	2563	40.7	7	10	64	1
Opponents	60	2477	41.3	7	11	63	0

PUNT RETURNS	Ret	FC	Yds	Avg	Lg	TD
Martin	32	8	268	8.4	26	0
Bengals	32	8	268	8.4	26	0
Opponents	42	0	554	13.2	62†	1

KICKOFF RETURNS	No	Yds	Avg	Lg	TD
Martin	48	1104	23.0	45	0
Jennings	13	218	16.8	26	0
Brooks	3	38	12.7	15	0
Zander	1	19	19.0	19	0
Brown	1	6	6.0	6	0
Griffin	1	0	0.0	0	0
Bengals	67	1385	20.7	45	0
Opponents	81	1734	21.4	58	0

OFFENSE		DEFENSE	
WR	Cris Collinsworth	LE	Eddie Edwards
LT	Anthony Munoz	NT	Tim Krumrie
LG	Brian Blados	RE	Ross Browner
C	Dave Rimington	LOLB	Jeff Schuh
RG	Max Montoya	LILB	Ron Simpkins,
RT	Mike Wilson		Carl Zander
TE	Rodney Holman	RILB	Glenn Cameron
WR	Eddie Brown	ROLB	Reggie Williams
QB	Boomer Esiason	RCB	Louis Breedon
HB	James Brooks	RCB	Ray Horton
FB	Larry Kinnebrew	SS	Bobby Kemp
		FS	James Griffin

FIELD GOALS	1-19	20-29	30-39	40-49	50+
Breech	0-0	7-8	12-13	4-6	1-6
Bengals	0-0	7-8	12-13	4-6	1-6

FIELD GOAL ATTEMPTS BY GAME:
Breech: (22G) (46G, 33G) (-) (50N, 32G) (29G, 53G, 53N) (-) (47G, 22G) (32G, 39G, 40G, 37G) (31G) (28G, 33G, 51N, 50N) (37N, 39G, 37G) (30G, 29G) (48N, 28N, 29G) (49N) (51N, 38G) (22G, 42G, 30G).

DEFENSE/SPECIAL TEAMS/MISC. DEF. *

Player	ST	AT	TT	Sks-	Yds	PD	FF	FR-
Krumrie	68	28	96	3.5-25	1	1	2-0	0
Jackson	70	16	86	0-0	12	2	1-0	0
Breedon	60	21	81	1-10	17	0	0-0	0
Simpkins	56	22	78	3.5-31	2	2	1-4	0
Kemp	57	17	74	1-5	3	1	0-0	0
Williams	44	22	66	3.5-31	4	3	4-4	0
Horton	53	10	63	0-0	8	0	1-0	0
Browner	48	15	63	9-69	1	0	2-0	0
Zander	48	12	60	2-11	1	1	1-34	0
Griffin	40	15	55	1-11	11	2	1-29	0
Edwards	36	10	46	8.5-71	0	3	2-0	0
Schuh	36	10	46	4-35	1	1	1-0	0
Cameron	30	8	38	0-0	0	0	0-0	0
Turner	24	9	33	0-0	2	0	0-0	0
Barker	24	8	32	0-0	1	3	0-0	0
King	15	2	17	2-21	0	0	1-0	0
Boyersky	8	6	14	1-14	0	0	0-0	0
Johnson	10	3	13	0-0	0	0	0-0	0
Simmons	8	2	10	0-0	0	0	0-0	0
Davis	4	4	8	0-0	1	0	0-0	0
Washington	5	2	7	0-0	2	0	1-0	0
Collins	5	1	6	0-0	1	0	0-0	0
Jennings	5	1	6	0-0	0	0	1-0	0
Kerr	4	2	6	0-0	0	0	0-0	0
Dinkel	3	0	3	0-0	0	0	0-0	0
Kreider	3	0	3	0-0	0	0	0-0	0
Montoya	3	0	3	0-0	0	0	0-0	0
Holman	2	1	3	0-0	0	0	0-0	0
Thomas	2	1	3	0-0	0	0	0-0	0
Brooks	2	0	2	0-0	0	0	0-0	0
Esiason	2	0	2	0-0	0	0	0-0	0
Harris	2	0	2	0-0	0	0	0-0	0
Kinnebrew	2	0	2	0-0	0	0	0-0	0
Wilson	2	0	2	0-0	0	0	0-0	0
Alexander	1	0	1	0-0	0	0	0-0	0
Brown	1	0	1	0-0	0	0	0-0	0
McInally	1	0	1	0-0	0	0	0-0	0
Munoz	1	0	1	0-0	0	0	0-0	0
Reimers	1	0	1	0-0	0	0	0-0	0

Blocked kicks: None.
 *Press box statistics

PASSING	Att	Cmp	Yds	%	Att	TD	%	Int	%	Lg	Sack-Lost	Rat
Esiason	431	251	3443	58.2	7.99	27	6.3	12	2.8	68†	32-289	93.2
Schonert	51	33	460	64.7	9.02	1	2.0	0	0.0	71	6-54	100.1
Anderson	32	16	170	50.0	5.31	2	6.3	0	0.0	44	2-16	86.7
Brooks	1	1	8	100.0	8.00	1	100.0	0	0.0	8†	0-0	139.6
Kreider	1	1	1	100.0	1.00	0	0.0	0	0.0	1	0-0	79.2
Collinsworth	1	0	0	0.0	0.00	0	0.0	1	100.0	-	0-0	0.0
McInally	1	0	0	0.0	0.00	0	0.0	0	0.0	-	0-0	38.5
Brown	0	0	0	-	-	0	-	0	-	-	-	-1.6
Bengals	518	302	4082	58.3	7.88	31	6.0	13	2.5	71	41-365	93.0
Opponents	518	297	3998	57.3	7.72	26	5.0	19	3.7	72†	40-334	83.5

STAFF - ROSTERS - VETERANS - FIRST-YEAR FREE AGENTS - 2005 DRAFT CHOICES - COLLEGE FREE AGENTS - 2004 REVIEW - HISTORY - RECORDS - STADIUM, NFL & MEDIA

1986 FINAL STATISTICS (10-6-0)

USUAL STARTERS

Head Coach: Sam Wyche

Date	W/L	Score	Opponent	Att
Sept. 7	L	14-24	at Kansas City	43,430
Sept. 14	W	36-33*	Buffalo	52,714
Sept. 18	W	30-13	at Cleveland	78,779
Sept. 26	L	7-44	Chicago	55,146
Oct. 5	W	34-28	at Green Bay	51,230
Oct. 13	W	24-22	Pittsburgh	54,283
Oct. 19	W	31-28	Houston	53,844
Oct. 26	L	9-30	at Pittsburgh	50,815
Nov. 2	W	24-17	at Detroit	52,423
Nov. 9	L	28-32	at Houston	32,130
Nov. 16	W	34-7	Seattle	54,410
Nov. 23	W	24-20	Minnesota	53,003
Nov. 30	L	28-34	at Denver	58,705
Dec. 7	W	31-7	at New England	60,633
Dec. 14	L	3-34	Cleveland	58,062
Dec. 21	W	52-21	N.Y. Jets	51,619

*Overtime

TEAM STATISTICS	Bengals	Opponents
TOTAL FIRST DOWNS	348	336
Rushing	134	134
Passing	183	171
Penalty	31	31
3rd Down: Made-Ait.	79-199	64-218
4th Down: Made-Ait.	9-16	12-16
POSSESSION AVG.	28.48	31-12
TOTAL NET YARDS	6490	5274
Avg. Per Game	405.6	329.6
Total Plays	1046	1051
Avg. Per Play	6.2	5.0
NET YARDS RUSHING	2533	2122
Avg. Per Game	158.3	132.6
Total Rushes	521	514
NET YARDS PASSING	3957	3152
Avg. Per Game	247.3	197.0
Sacked-Yards Lost	28-303	42-368
Gross Yards	4180	3520
Ait.-Completions	497-287	495-278
Completion Pct.	57.7	56.2
Had Intercepted	20	17
PUNTS-AVG.	59-33.8	77-39.8
Net Punting Avg.	29.7	34.5
PENALTIES-YARDS	111-847	93-840
FUMBLES-BALL LOST	31-16	30-11
TOUCHDOWNS	51	47
Rushing	24	23
Passing	25	17
Returns	2	7

Score by Periods	1	2	3	4	OT	Total
Bengals	69	126	72	139	3	409
Opponents	113	92	122	67	0	394

SCORING	TD	Ru	Rc	Rl	PAT	FG	S	TP
Breech	0	0	0	0	50-51	17-32	0	101
Collinsworth	10	0	10	0	-	-	0	60
Brooks	9	5	4	0	-	-	0	54
Kinnbrew	9	8	1	0	-	-	0	54
Wilson	8	8	0	0	-	-	0	48
Brown	4	0	4	0	-	-	0	24
Holman	2	0	2	0	-	-	0	12
Munoz	2	0	2	0	-	-	0	12
Breedon	1	0	0	1	-	-	0	6
Edwards	1	0	0	1	-	-	0	6
Esiason	1	1	0	0	-	-	0	6
Hayes	1	1	0	0	-	-	0	6
Jennings	1	1	0	0	-	-	0	6
Kattus	1	0	0	0	-	-	0	6
McGee	1	0	1	0	-	-	0	6
White	0	0	0	0	-	-	1	2
Bengals	51	24	25	2	50-51	17-32	0	409
Opponents	47	23	17	7	44-47	22-30	1	394

RUSHING	No	Yds	Avg	Lg	TD
Brooks	205	1087	5.3	56	5
Kinnbrew	131	519	4.0	39	8
Wilson	68	379	5.6	58	8
Johnson	39	226	5.8	34	0
Esiason	44	146	3.3	23	1
Jennings	3	92	30.7	61	1
Hayes	16	54	3.4	10	1
Brown	8	32	4.0	17	0
McGee	4	10	2.5	8	0
Gaynor	1	4	4.0	4	0
Collinsworth	2	-16	-8.0	-6	0
Bengals	521	2533	4.9	61	24
Opponents	514	2122	4.1	75	23

RECEIVING	No	Yds	Avg	Lg	TD
Collinsworth	62	1024	16.5	46	10
Brown	58	954	16.6	57	4
Brooks	54	686	12.7	54	4
Holman	40	570	14.3	34	2
McGee	16	276	17.3	51	1
Kinnbrew	13	136	10.5	31	1
Johnson	13	103	7.9	17	0
Kattus	11	99	9.0	28	1
Jennings	6	86	14.3	34	0
Kreider	5	96	19.2	23	0
Wilson	4	45	11.3	34	0
Martin	3	68	22.7	51	0
Munoz	2	7	3.5	5	2
Bengals	287	4160	14.5	57	25
Opponents	278	3520	12.7	84	17

INTERCEPTIONS	No	Yds	Avg	Lg	TD
Breedon	7	72	10.3	36	1
Fulcher	4	20	5.0	15	0
Barker	2	7	3.5	7	0
Bussay	1	19	19.0	19	0
Zander	1	18	18.0	18	0
Kelly	1	6	6.0	6	0
Horton	1	4	4.0	4	0
Bengals	17	146	8.6	36	1
Opponents	20	189	9.5	49	0

PUNTING	No	Yds	Avg	TB	In20	Lg	B
Hayes	56	1965	35.1	3	11	52	2
Esiason	1	31	31.0	0	1	31	0
Bengals	59	1996	33.8	3	12	52	2
Opponents	77	3068	39.8	9	14	66	0

PUNT RETURNS	Ret	FC	Yds	Avg	Lg	TD
Martin	13	6	96	7.4	14	0
Horton	11	3	111	10.1	25	0
McGee	3	4	21	7.0	9	0
Simmons	2	4	7	3.5	6	0
Bengals	29	17	235	8.1	25	0
Opponents	19	14	182	9.6	54	0

KICKOFF RETURNS	No	Yds	Avg	Lg	TD
McGee	43	1007	23.4	94	0
Jennings	12	257	21.4	41	0
Martin	4	83	20.8	21	0
Simpkins	2	24	12.0	15	0
Holman	1	18	18.0	18	0
Simmons	1	0	0.0	0	0
Bengals	63	1389	22.0	94	0
Opponents	80	1611	20.1	96	1

OFFENSE	DEFENSE		
WR	Cris Collinsworth	LE	Eddie Edwards
LT	Anthony Munoz	NT	Tim Krumme
LG	Bruce Kozarski	LOL	Ross Browner
C	Dave Rimington	REB	Ermannuel King
RG	Max Montoya	LILB	Carl Zander
RT	Brian Blados,	RILB	Leo Barker,
	Joe Walter		Joe Kelly
TE	Rodney Holman	ROLB	Reggie Williams
WR	Eddie Brown	LCB	Louis Breedon
QB	Boomer Esiason	RCB	Lewis Billups
HB	James Brooks	SS	David Fulcher
FB	Larry Kinnbrew	FS	Bobby Kemp.

FIELD GOALS	1-19	20-29	30-39	40-49	50+
Breech	1-2	4-5	5-7	5-14	2-4
Bengals	1-2	4-5	5-7	5-14	2-4
Opponents	4-4	4-5	6-6	8-13	0-2

FIELD GOAL ATTEMPTS BY GAME:

Breech: (-) (51G, 20G) (49G, 33G, 25G) (-) (48N) (40N, 40G) (49N, 51G, 41N) (27N, 19G, 30N, 40G, 31G) (50N, 38G, 44N) (49N, 47N) (37G, 51N, 34G) (19N, 49N, 40G) (39N) (24G, 44N) (23G) (43G)

Opponents: (45N, 18G) (20G, 44G) (19G, 34G) (41G) (-) (27N, 24G, 44G) (-) (31G, 43G, 41G) (50N, 18G) (42G, 25G, 30G, 46G) (49N, 42N, 55N) (24G, 35G) (49G, 33G) (44N) (46N, 39G, 19G) (-).

DEFENSE/SPECIAL TEAMS, MISC. DEF.*

Player	ST	AT	TT	SKS-	FR-		
	Yds	PD	FF	Yds	Yds		
Krumme	73	40	113	1-4	0	2-18	
Fulcher	75	30	105	2-18	7	0	1-0
Zander	61	36	97	3.5-34	4	0	1-0
Williams	73	23	96	4.5-34	3	2	1-0
King	52	18	70	9-88	1	2	1-0
Breedon	49	7	56	0-0	14	1	0-0
Horton	44	11	55	0-0	9	0	0-0
Kemp	37	14	51	0-0	3	0	0-0
Browner	37	12	49	6.5-57	0	2	1-0
Edwards	35	10	45	6.5-49	3	0	2-0
Barker	28	15	43	0-0	2	2	0-0
Kelly	25	10	35	1-7	1	0	1-0
Billups	28	5	33	1-9	11	1	1-2
Simpkins	21	6	27	0-0	0	0	0-0
Bussay	19	5	24	1-12	1	0	0-0
Jackson	19	5	24	0-0	3	0	0-0
Simpkins	21	6	27	0-0	0	0	0-0
Skow	16	3	19	3-24	1	0	0-0
Simmons	16	1	17	1-15	4	0	0-0
Kattus	13	1	14	0-0	0	0	0-0
White	12	2	14	0-0	0	0	0-0
Brady	9	3	12	0-0	0	1	0-0
Hammerstein	3	7	10	1-6	0	0	0-0
Turner	8	1	9	0-0	2	0	0-0
DeAyala	7	2	9	1-11	0	0	0-0
Johnson	6	2	8	0-0	0	0	0-0
Jennings	5	1	6	0-0	0	0	0-0
Holman	3	0	3	0-0	0	0	0-0
Brown	2	0	2	0-0	0	0	0-0
Collinsworth	2	0	2	0-0	0	0	0-0
Kozarski	2	0	2	0-0	0	0	0-0
Wilson	2	0	2	0-0	0	0	0-0
Breech	1	1	2	0-0	0	0	0-0
Kreider	1	1	2	0-0	0	0	0-0
Brooks	1	0	1	0-0	0	0	0-0
Hayes	1	0	1	0-0	0	0	0-0
Kinnbrew	1	0	1	0-0	0	0	0-0
Montoya	1	0	1	0-0	0	0	0-0
Walter	1	0	1	0-0	0	0	0-0
Douglass	0	1	1	0-0	0	0	0-0

Blocked kicks: Reimers (1 blocked PAT).

*Press box statistics

PASSING	Att	Cmp	Yds	Cmp %	Yds/Att	TD	Int	Lg	Sack-Lost	Rat		
Esiason	469	273	3959	58.2	8.44	24	5.1	17	3.6	57	26-194	87.7
Anderson	23	11	171	47.8	7.43	1	4.3	2	8.7	43	1-4	51.2
Gaynor	3	3	30	100.0	10.00	0	0.0	0	0.0	16	1-5	108.3
Brooks	1	0	0	0.0	0.00	0	0.0	0	0.0	-	0-0	39.6
Kreider	1	0	0	0.0	0.00	0	0.0	1	100.0	-	0-0	0.0
Bengals	497	278	4160	57.7	8.37	25	5.0	20	4.0	57	28-203	85.1
Opponents	495	287	3520	56.2	7.11	17	3.4	17	3.4	84	42-368	75.7

1987 FINAL STATISTICS (4-11-0)

Head Coach: Sam Wyche

Date	W/L	Coach	Opponent	Att
Sept. 13	W	23-21	at Indianapolis	59,307
Sept. 20	L	26-27	San Francisco	53,498
Sept. 27	at L	A. Rams/canceled	— players strike	
Oct. 4**	L	9-10	San Diego	18,074
Oct. 11**	W	17-10	at Seattle	31,739
Oct. 18**	L	0-34	Cleveland	40,179
Oct. 25	L	20-23	at Pittsburgh	53,692
Nov. 1	L	29-31	Houston	52,700
Nov. 8	L	14-20	Miami	53,840
Nov. 15	W	16-10	at Atlanta	25,758
Nov. 22	L	16-30	Pittsburgh	59,910
Nov. 29	L	20-27	at N.Y. Jets	41,135
Dec. 6	W	30-27*	Kansas City	46,489
Dec. 13	L	24-38	at Cleveland	77,331
Dec. 20	L	24-41	New Orleans	43,424
Dec. 27	L	17-21	at Houston	49,775

*Overtime; **Replacement Game

TEAM STATISTICS		Bengals	Opponents
TOTAL FIRST DOWNS			
Rushing		319	286
Passing		130	99
Penalty		159	169
3rd Down: Made-Att		30	18
4th Down: Made-Att		81-216	79-194
POSSSESSION AVG.		4	4
TOTAL NET YARDS		3024	2936
Avg. Per Game		5377	4697
Total Plays		358.5	313.1
Avg. Per Play		1045	937
NET YARDS RUSHING		5.1	5.0
Avg. Per Game		2164	1641
Total Rushes		144.3	109.4
NET YARDS PASSING		538	441
Avg. Per Game		3213	3056
Sacked-Yards Lost		214.2	203.7
Gross Yards		32-255	40-303
At-Completion		3468	3359
Completion Pct.		475-255	456-267
Had Intercepted		53.7	58.6
PUNTS-AVG.		73-41.0	75-40.2
Net Punting Avg.		34.5	33.4
PENALTIES-YARDS		99-791	79-669
FUMBLES-BALL LOST		29-12	26-12
TOUCHDOWNS		30	43
Rushing		13	15
Passing		17	24
Returns		0	4

Score by Periods	1	2	3	4	OT	T
Bengals	87	72	40	83	3	285
Opponents	44	106	96	124	0	370

SCORING	TD	R	RC	RI	PAT	FG	S	OT	TP
Breech	0	0	0	0	0	25-27	24	30	0
Kimmebrew	8	8	0	0	—	—	—	—	0
Brooks	3	1	2	0	—	—	—	—	0
E. Brown	3	0	3	0	—	—	—	—	0
Jennings	3	1	2	0	—	—	—	—	0
Martin	3	0	3	0	—	—	—	—	0
Holman	2	0	2	0	—	—	—	—	0
Kattus	2	0	2	0	—	—	—	—	0
B. Johnson	1	1	0	0	—	—	—	—	0
Logan	1	0	0	0	—	—	—	—	0
Manca	1	0	0	0	3-3	1-2	0	0	6
McCluskey	1	1	0	0	—	—	—	—	0
McGee	1	0	1	0	—	—	—	—	0
Munoz	1	0	1	0	—	—	—	—	0
Russell	1	0	0	0	—	—	—	—	0
Schult	0	0	0	0	—	—	—	—	1
Bengals	30	13	17	0	28-30	25-32	1	285	
Opponents	43	15	24	4	43-43	23-26	0	370	

RUSHING	No	Yds	Avg	Lg	TD
Kimmebrew	145	570	3.9	52	8
Jennings	70	314	4.5	18	1
Brooks	94	290	3.1	18	1
Esiason	52	241	4.6	19	0
B. Johnson	39	205	5.3	20	1
Logan	37	203	5.5	21	1
McCluskey	29	94	3.2	12	1
Wright	24	74	3.1	10	0

(continued)

PASSING	Att	Cmp	Yds	Cmp %	Yds/Att	TD	Int	Int %	Lg	Sack-Lost	Ret
Esiason	440	240	3321	54.5	7.55	16	3.6	19.4	43	26-209	73.1
D. Walter	21	10	113	47.6	5.38	0	0.0	0.0	31	2-15	64.2
Breen	8	3	9	37.5	1.13	1	12.5	0.0	6	3-18	85.4
Bennett	6	2	25	33.3	4.17	0	0.0	0.0	16	0-0	7.6
Hillary	0	0	0	—	—	—	—	—	—	1-13	—
Bengals	475	255	3468	53.7	7.30	17	3.6	20	4.2	611	32-255
Opponents	456	267	3359	58.6	7.37	24	5.3	14	3.1	53	40-303

RUSHING-cont'd	No	Yds	Avg	Lg	TD
D. Walter	16	70	4.4	16	0
Rice	18	59	3.3	8	0
Meehan	4	19	4.8	17	0
Breen	6	18	3.0	9	0
Bennett	2	17	8.5	9	0
E. Brown	1	0	0.0	0	0
McGee	1	-10	-10.0	-10	0
Bengals	538	2164	4.0	52	13
Opponents	441	1641	3.7	42	15

RECEIVING	No	Yds	Avg	Lg	TD
E. Brown	44	608	13.8	47	3
Jennings	35	277	7.9	24	2
Collinsworth	31	494	15.9	53	0
Holman	28	438	15.6	61	2
McGee	23	408	17.7	49	1
Brooks	22	272	12.4	46	2
Martin	20	394	19.7	54	3
Kattus	16	217	12.1	57	2
Kimmebrew	9	114	12.7	25	0
Hillary	5	65	13.0	23	0
Wright	4	28	7.0	11	0
Meehan	3	25	8.3	12	0
B. Johnson	3	19	6.3	9	0
Logan	3	14	4.7	18	0
Pleasant	2	45	22.5	35	0
Russell	2	27	13.5	23	1
Munoz	2	15	7.5	12	1
McCluskey	1	8	8.0	8	0
Bengals	255	3468	13.6	611	17
Opponents	267	3359	12.6	53	24

INTERCEPTIONS	No	Yds	Avg	Lg	TD
Jackson	3	49	16.3	29	0
Fulcher	3	30	10.0	28	0
Breen	2	49	24.5	44	0
D. Smith	2	0	0.0	0	0
Wilcoits	1	37	37.0	37	0
Niehoff	1	19	19.0	19	0
Thomas	1	3	3.0	3	0
Bussey	1	0	0.0	0	0
Bengals	14	187	13.4	44	0
Opponents	20	336	16.8	76	2

PUNTING	No	Yds	Avg	TB	In20	Lg	B
Fulhage	52	2168	41.7	5	10	58	0
Horne	19	759	39.9	4	2	57	0
Esiason	2	68	34.0	0	1	41	0
Bengals	73	2995	41.0	9	13	58	0
Opponents	75	3017	40.2	11	15	66	0

PUNT RETURNS	Ret	FC	Yds	Avg	Lg	TD
Martin	28	5	277	9.9	21	0
K. Brown	5	3	16	3.2	10	0
Holman	1	0	0	0.0	0	0
Jackson	0	1	0	—	—	—
Bengals	34	9	293	8.6	21	0
Opponents	42	8	299	7.1	26	0

KICKOFF RETURNS	No	Yds	Avg	Lg	TD
McCluskey	21	406	19.3	34	0
McGee	15	242	16.1	24	0
Wright	13	266	20.5	30	0
Martin	3	51	17.0	20	0
K. Brown	3	45	15.0	20	0
Brooks	2	42	21.0	23	0
Jennings	2	32	16.0	18	0
Logan	3	31	10.3	16	0
Kattus	2	22	11.0	13	0
Hillary	1	15	15.0	15	0
Meehan	1	9	9.0	9	0
Fulcher	1	0	0.0	0	0
Bengals	67	1161	17.3	34	0
Opponents	62	1145	18.5	62	0

FIELD GOALS	1-19	20-29	30-39	40-49	50+
Breech	0-0	6-7	12-12	6-11	0-0
Manca	0-0	1-1	0-0	0-1	0-0
Bengals	0-0	7-8	12-12	6-12	0-0
Opponents	0-0	9-9	7-8	6-8	1-1

USUAL STARTERS

OFFENSE	DEFENSE		
WR	Cris Collinsworth	LE	Eddie Edwards
	Tim McGee	NT	Tim Krumrie
LT	Anthony Munoz	RE	Jim Skow
LG	Bruce Reimers	LOLB	Emmanuel King
C	Dave Rimington	LILB	Carl Zander
RG	Max Montoya	RILB	Joe Kelly
RT	Joe Walter	ROLB	Reggie Williams
TE	Rodney Holman	LCB	Ray Horton
WR	Eddie Brown	RCB	Lewis Billups
QB	Boomer Esiason	SS	David Fulcher
HB	James Brooks	FS	Robert Jackson
	Stanford Jennings		
FB	Larry Kinnebrew		

FIELD GOAL ATTEMPTS BY GAME:

Breech: (42N, 20G) (23G, 42G, 41G, 46G) (-) (-) (-) (-) (32G, 33G, 26G, 43N, 39G, 32G) (-) (31G, 45B, 22G, 30G) (35G, 38G, 41G) (31G, 35G, 46G) (37G, 27G, 28B, 32G) (20G) (43G, 46N) (43G).
Manca: (-) (-) (45B) (28G).
Opponents: (-) (24G, 31G) (30N, 24G) (24G) (45G, 33G) (45G, 21G, 20G) (47G) (48G, 45N, 34G) (44G) (43G, 52G, 36G) (24G, 23G) (39G, 33G) (27G) (21G, 30G) (42N).

DEFENSE/SPECIAL TEAMS/MISC. DEF.*

Player	ST	AT	TT	Sks-Yds	PD	FF	FR-Yds
Krumrie	62	26	88	3.5-28.5	1	0	0-0
Williams	56	19	75	6-45	0	1	2-0
Fulcher	51	21	72	3-22	10	1	1-0
Jackson	57	13	70	0-0	4	0	0-0
Zander	44	17	61	1-14	1	0	1-0
Horton	40	13	53	0-0	4	0	0-0
Billups	38	7	45	0-0	11	1	1-0
Kelly	36	9	45	1-2	1	1	0-0
Edwards	32	7	39	4-32	0	0	1-0
Bussey	26	13	39	2-15	5	0	0-0
King	23	13	36	4-30	2	0	0-0
Ingulis	23</						

1988 FINAL STATISTICS (12-4-0)

USUAL STARTERS

Head Coach: Sam Wyche			
Date	W/L	Score	Opponent
Sept. 4	W	21-14	Phoenix
Sept. 11	W	28-24	at Philadelphia
Sept. 18	W	17-12	at Pittsburgh
Sept. 25	W	24-17	Cleveland
Oct. 2	W	45-21	at L.A. Raiders
Oct. 9	W	36-19	N.Y. Jets
Oct. 16	L	21-27	at New England
Oct. 23	W	44-21	Houston
Oct. 30	L	16-23	at Cleveland
Nov. 6	W	42-7	Pittsburgh
Nov. 13	L	28-31	at Kansas City
Nov. 20	W	38-24	at Dallas
Nov. 27	W	35-21	Buffalo
Dec. 4	W	27-10	San Diego
Dec. 11	L	6-41	at Houston
Dec. 17	W	20-17*	Washington

TOTAL FIRST DOWNS		Bengals	Opponents
Rushing	159	126	
Passing	165	177	
Penalty	27	19	
3rd Down: Made-Att.	80-181	96-221	
4th Down: Made-Att.	8-11	12-27	
POSSESSION AVG.	29:32	30:26	
TOTAL NET YARDS	6057	5182	
Avg. Per Game	378.6	323.9	
Total Plays	985	1059	
Avg. Per Play	6.1	4.9	
NET YARDS RUSHING	2710	2048	
Avg. Per Game	169.4	128.0	
Total Rushes	563	493	
NET YARDS PASSING	3347	3134	
Avg. Per Game	209.2	195.9	
Sacked-Yards Lost	30-245	42-374	
Gross Yards	3592	3508	
Att.-Completions	392-225	524-283	
Completion Pct.	57.4	54.0	
Had Intercepted	14	22	
PUNTS-AVG.	64-36.7	65-39.9	
Net Punting Avg.	30.2	35.6	
PENALTIES-YARDS	82-647	95-873	
FUMBLES-BALL LOST	28-13	28-14	
TOUCHDOWNS	59	39	
Rushing	27	18	
Passing	28	19	
Returns	4	2	

Score by Periods	1	2	3	4	OT	Total
Bengals	99	147	107	92	3	448
Opponents	67	79	95	88	0	329

SCORING	TD-Ru	Rc-Rt	PAT	FG	S	P
Woods	15	15	0	0	0	0
Breech	0	0	0	56-59	11-16	0
Brooks	14	8	6	0	0	0
Brown	9	9	0	0	0	0
McGee	6	0	6	0	0	0
Holman	3	0	3	0	0	0
Wilson	3	2	1	0	0	0
Jennings	2	1	0	1	0	0
Barker	1	0	1	0	0	0
Billups	1	0	0	1	0	0
Collinsworth	1	0	0	1	0	0
Esiason	1	1	0	0	0	0
Fulcher	1	0	0	1	0	0
Hillary	1	0	1	0	0	0
Martin	1	0	1	0	0	0
Johnson	0	0	0	0	1-2	3
TEAM	0	0	0	0	0	1
Bengals	59	27	28	4	56-59	12-18
Opponents	39	18	19	2	38-39	17-24

RUSHING	No	Yds	Avg	Lg	TD
Woods	203	1066	5.3	56	15
Brooks	182	931	5.1	51	8
Wilson	112	398	3.6	19	2
Esiason	43	248	5.8	24	1
Jennings	17	47	2.8	9	1
Logan	2	10	5.0	9	0
Schonert	2	10	5.0	7	0
Norseth	1	5	5.0	5	0
Bengals	563	2710	4.8	56	27
Opponents	493	2048	4.2	48	18

RECEIVING	No	Yds	Avg	Lg	TD
Brown	53	1273	24.0	86	9
Holman	39	527	13.5	33	3
McGee	36	686	19.1	78	6
Brooks	29	287	9.9	28	6
Woods	21	199	9.5	25	0
Collinsworth	13	227	17.5	36	1
Wilson	9	110	12.2	28	1
Riggs	9	82	9.1	16	0
Hillary	5	76	15.2	31	1
Jennings	5	75	15.0	31	0
Martin	2	22	11.0	15	1
Logan	2	20	10.0	17	0
Kattus	2	8	4.0	11	0
Bengals	225	3592	16.0	86	28
Opponents	283	3508	12.4	65	19

INTERCEPTIONS	No	Yds	Avg	Lg	TD
Thomas	7	61	8.7	37	0
Fulcher	5	38	7.6	16	1
Billups	4	47	11.8	29	0
Horton	3	13	4.3	11	0
Dixon	1	13	13.0	13	0
Wilcois	1	6	6.0	6	0
Zander	1	3	3.0	3	0
Bengals	22	181	8.2	37	1
Opponents	14	185	13.2	46	0

PUNTING	No	Yds	Avg	TB	In20	Lg	B
Fulhage	44	1672	38.0	5	13	53	2
Johnson	14	594	42.4	1	4	52	0
Breech	3	64	21.3	1	1	30	0
Esiason	1	21	21.0	0	0	21	0
Bengals	64	2351	36.7	7	18	53	2
Opponents	65	2596	39.9	2	12	53	0

PUNT RETURNS	Ret	FC	Yds	Avg	Lg	TD
Hillary	17	5	166	9.8	20	0
Brown	10	7	48	4.8	13	0
Martin	5	5	30	6.0	10	0
Bengals	32	17	244	7.6	20	0
Opponents	32	7	280	8.8	26	0

KICKOFF RETURNS	No	Yds	Avg	Lg	TD
Jennings	32	684	21.4	98	1
Hillary	12	195	16.3	24	0
Bussey	7	83	11.9	22	0
Logan	4	80	20.0	24	0
Dixon	1	18	18.0	18	0
Brooks	1	-6	-6.0	-6	0
Riggs	1	fair catch			
Bengals	57	1054	18.5	98	1
Opponents	61	1335	21.9	84	0

FIELD GOALS	1-19	20-29	30-39	40-49	50+
Breech	1-1	5-5	3-4	2-5	0-1
Johnson	0-0	0-0	0-0	0-0	1-2
Bengals	1-1	5-5	3-4	2-5	1-3
Opponents	1-1	4-5	7-7	5-10	0-1

FIELD GOAL ATTEMPTS BY GAME:
Breech: (42N) (-) (32G) (34G) (28G) (30N, 25G)
(-) (-) (19G, 32G, 22G) (-) (-) (41G) (51N) (46N)
(45G, 27G) (40N, 20G) Johnson: (-) (-) (-) (-) (-)
(-) (-) (-) (-) (-) (-) (-) (50N) (-) (50G)

(continued)

OFFENSE		DEFENSE	
WR	Tim McGee	LE	Skip McClendon
LT	Anthony Munoz	NT	Tim Krumrie
LG	Bruce Reimers	RE	Jim Skow
C	Bruce Kozerski	LOLB	Leon White
RG	Max Motson	LILB	Carl Zander
RT	Joe Walter	RILB	Joe Kelly
TE	Rodney Holman	ROLB	Reggie Williams
WR	Eddie Brown	LCB	Lewis Billups
QB	Boomer Esiason	RCB	Eric Thomas
HB	James Brooks	SS	David Fulcher
FB	Ickey Woods	FS	Solomon Wilcois

FIELD GOAL ATTEMPTS BY GAME-cont'd:
Opponents: (58N) (42N, 34G) (48N, 19G) (27G)
(-) (30G) (43N) (45N) (34G, 39G, 29G) (-) (37G)
35G, 23G, 47G, 39G) (44G) (-) (26G, 41N) (43G, 48G) (43G, 29N)

DEFENSE*	Player	ST	AT	TT	Sks-	Yds	PD	FF	FR-
Krumrie	95	56	151	3-26	1	4	3	0	0
Fulcher	72	36	108	1.5-12.5	11	1	0	0	0
Wilcois	52	32	84	0-0	7	0	2	0	0
Zander	46	34	80	0-0	1	0	1	0	0
Thomas	49	18	67	0-0	32	1	0	0	0
Williams	34	31	65	2.5-19	4	0	0	0	0
Kelly	40	21	61	0-0	1	0	0	0	0
White	36	24	60	3-24	4	3	1	0	0
Billups	47	10	57	0-0	16	0	2	2	0
Skow	31	13	44	9.5-86.5	2	2	0	0	0
Buck	24	10	34	6-48.5	0	0	0	0	0
Barker	22	12	34	3-33	1	1	1	1	3
McClendon	20	11	31	2-27	0	2	0	0	0
Grant	17	13	30	5-37	2	0	1	0	0
Dixon	29	0	29	0-0	9	0	0	0	0
Bussey	21	4	25	4-36	3	1	1	1	0
Horton	21	4	25	1-11	2	0	0	0	0
Edwards	4	5	9	0.5-3.5	0	0	0	0	0
Dar. Smith	5	1	6	0-0	0	0	0	0	0
King	2	1	3	0-0	0	0	0	0	0
Maxeey	0	2	2	0-0	0	0	0	0	0
Brady	0	1	1	0-0	0	0	0	0	0
(TEAM)	-	-	-	1-10	-	-	-	-	-

SPECIAL TEAMS*	Player	ST	AT	TT	FF	FR-	BP	FG	BXP
Bussey	12	13	0	0	0	0	0	0	0
Dixon	11	1	12	0	1	-3	0	0	0
Brady	9	2	11	0	0	0	0	0	0
Barker	8	1	9	0	0	0	0	0	0
Logan	6	1	7	0	0	0	0	0	0
Riggs	6	0	6	0	1	0	0	0	0
White	4	0	4	0	1	0	0	0	0
King	3	0	3	0	0	0	0	0	0
Wilcois	3	0	3	0	0	0	0	0	0
Zander	2	1	3	0	0	0	0	0	0
Hillary	2	0	2	0	0	0	0	0	0
Horton	2	0	2	0	0	0	0	0	0
Kattus	2	0	2	0	0	0	0	0	0
Thomas	2	0	2	0	0	0	0	0	0
Fulcher	1	1	2	0	0	0	0	0	0
Dar. Smith	1	1	2	0	0	0	0	0	0
Collinsworth	1	0	1	0	0	0	0	0	0
Dillahunt	1	0	1	0</					

1988 SEASON PLAYOFF STATISTICS (2-1)

Date	W/L	Score	Opponent	Att
Dec. 31*	W	21-13	Seattle	58,560
Jan. 8*	W	21-10	Buffalo	59,747
Jan. 22#	L	16-20	vs. San Francisco	75,129

*AFC Divisional Playoff
#AFC Championship
#Super Bowl XXXII at Miami, Fla.

TEAM STATISTICS		Bengals	Opponents
TOTAL FIRST DOWNS			
Rushing		58	52
Passing		39	9
Penalty		16	40
3rd Down: Made-Att.		3	3
3rd Down: Made-Att.		17-41	6-35
4th Down Pct.		41.5	17.1
4th Down: Made-Att.		1-3	2-5
4th Down Pct.		33.3	40.0
POSSESSION AVG.			
		35:50	24:10
TOTAL NET YARDS			
		823	928
Avg. Per Game		274.3	309.3
Total Plays		205	186
Avg. Per Play		4.0	5.0
NET YARDS RUSHING			
		535	179
Avg. Per Game		178.3	59.7
Total Rushes		125	60
Avg. Per Rush		4.3	3.0
NET YARDS PASSING			
		288	749
Avg. Per Game		96.0	249.7
Sacked-Yards Lost		10-58	10-68
Gross Yards		346	817
Att.-Completions		64-29	116-61
Completion Pct.		45.3	52.6
Had Intercepted		3	5
PUNTS-AVG.			
Net Punting Avg.		17-42.2	16-42.8
PENALTIES-YARDS		37.1	39.8
		13-139	14-127
FUMBLES-BALL LOST			
		6-2	5-2
TOUCHDOWNS			
Rushing		7	5
Passing		5	1
Returns		1	4

Score by Periods	1	2	3	4	OT	Tot
Bengals	14	24	10	10	-	58
Opponents	3	10	3	27	-	43

SCORING	Td	Ru	Rc	Rt	PAT	FG	S	TP
Woods	3	3	0	0	-	-	0	18
Breech	0	0	0	0	7-7	3-3	0	16
Wilson	2	2	0	0	-	-	0	12
Brooks	1	0	1	0	-	-	0	6
Jennings	1	0	0	1	-	-	0	6
Bengals	7	5	1	1	7-7	3-3	0	58
Opponents	5	1	4	0	4-5	3-6	0	43

PASSING	Att	Cmp	Yds	Cmp %	Yds/Att	TD	Int	Sack-Lost	Rat	
Esiason	64	29	346	45.3	5.41	1	1.6	3	10-58	48.0
Bengals	64	29	346	45.3	5.41	1	1.6	3	4.7	30
Opponents	116	61	817	52.6	7.04	4	3.4	5	4.3	44

RUSHING	No	Yds	Avg	Lg	TD
Woods	72	307	4.3	30	3
Brooks	26	102	3.9	26	0
Wilson	12	74	6.2	20	2
Esiason	12	37	3.1	29	0
Jennings	3	15	5.0	8	0
Bengals	125	535	4.3	30	5
Opponents	60	179	3.0	13	1

RECEIVING	No	Yds	Avg	Lg	TD
Holman	7	82	11.7	24	0
Collinsworth	5	75	15.0	30	0
Brooks	5	62	12.4	20	1
Brown	4	55	13.8	23	0
McGee	4	37	9.3	18	0
Riggs	3	18	6.0	13	0
Hillary	1	17	17.0	17	0
Bengals	29	346	11.9	30	1
Opponents	61	817	13.4	44	4

INTERCEPTIONS	No	Yds	Avg	Lg	TD
Thomas	2	26	13.0	26	0
Fulcher	1	0	0.0	0	0
Wilcots	1	0	0.0	0	0
Billups	1	-3	-3.0	-3	0
Bengals	5	23	4.6	26	0
Opponents	3	25	8.3	25	0

PUNTING	No	Yds	Avg	Net	TB	In20	Lg	B
Johnson	17	718	42.2	37.1	0	7	63	0
Bengals	17	718	42.2	37.1	0	7	63	0
Opponents	16	684	42.8	39.8	0	2	55	0

PUNT RETURNS	Ret	FC	Yds	Avg	Lg	TD
Hillary	6	1	43	7.2	16	0
Horton	1	0	5	5.0	5	0
Dixon	1	0	0	0.0	0	0
Bengals	8	1	48	6.0	16	0
Opponents	9	2	88	9.8	45	0

KICKOFF RETURNS	No	Yds	Avg	Lg	TD
Jennings	4	154	38.5	93t	1
Hillary	3	24	8.0	13	0
Brooks	2	38	19.0	23	0
Bengals	9	216	24.0	93t	1
Opponents	11	200	18.2	26	0

FIELD GOALS	1-19	20-29	30-39	40-49	50+
Breech	0-0	0-0	1-1	2-2	0-0
Bengals	0-0	0-0	1-1	2-2	0-0
Opponents	0-1	0-0	2-2	1-3	0-0

FIELD GOAL ATTEMPTS BY GAME:
Breech: (-) (-) (34G, 43G, 40G).
Opponents: (-) (43N, 39G) (41G, 19N, 32G, 49N).

DEFENSE*	Player	ST	AT	TT	Sks-Yds	PD	FF	FR-Yds
Williams	13	4	17	3-21	0	0	0-0	
Wilcots	12	2	14	0-0	2	0	0-0	
Fulcher	10	3	13	1-6	4	1	0-0	
Krumrie	8	5	13	0-0	0	1	0-0	
Billups	9	3	12	0-0	7	0	0-0	
Thomas	10	1	11	0-0	10	0	0-0	
Buck	6	5	11	3-19	0	0	0-0	
Bussey	8	1	9	0-0	1	0	0-0	
White	8	1	9	0-0	0	0	0-0	
Zander	7	2	9	0-0	0	0	0-0	
Horton	6	2	8	0-0	0	1	0-0	
Grant	5	1	6	2-12	0	0	0-0	
Barker	4	1	5	0-0	0	0	0-0	
Dixon	4	1	5	0-0	1	0	0-0	
Kelly	2	2	4	0-0	0	0	0-0	
Skow	2	1	3	1-10	0	0	2-0	
McClendon	2	0	2	0-0	0	0	0-0	
King	0	1	1	0-0	0	0	0-0	

SPECIAL TEAMS*	Player	ST	AT	TT	FF	Yds	BP	BFG	BXP
Bussey	4	0	4	0	0-0	0	0	0	0
Barber	2	2	4	0	0-0	0	0	0	0
Parker	3	0	3	0	0-0	0	0	0	0
Brady	2	1	3	0	0-0	0	0	0	0
Riggs	2	0	2	0	0-0	0	0	0	0
Dar, Smith	2	0	2	0	0-0	0	0	0	0
White	2	0	2	0	0-0	0	0	0	0
Horton	1	0	1	0	0-0	0	0	0	0
Wilson	1	0	1	0	0-0	0	0	0	0
Jennings	0	1	1	0	0-0	0	0	0	0
King	0	1	1	0	0-0	0	0	0	0

MISCELLANEOUS DEFENSE*	Player	ST	AT	TT	FF	FR-Yds
Brown	1	0	1	0	0	0-0
Holman	1	0	1	0	0	0-0

*Press box statistics

STAFF ROSTERS VETERANS FIRST-YEAR FREE AGENTS 2005 DRAFT CHOICES COLLEGE-FREE AGENTS 2004 REVIEW HISTORY RECORDS STADIUM, NFL & MEDIA

1989 FINAL STATISTICS (8-8-0)

Head Coach: Sam Wyche

Date	W/L	Score	Opponent	Att
Sept. 10	L	14-17	at Chicago	54,730
Sept. 17	W	41-10	Pittsburgh	53,885
Sept. 25	W	21-14	Cleveland	55,996
Oct. 1	W	21-17	at Kansas City	61,160
Oct. 8	W	26-16	at Pittsburgh	52,785
Oct. 15	L	13-20	Miami	58,184
Oct. 22	L	12-23	Indianapolis	57,642
Oct. 29	W	56-23	Tampa Bay	57,225
Nov. 5	L	7-26	at L.A. Raiders	51,080
Nov. 13	L	24-26	at Houston	60,694
Nov. 19	W	42-7	Detroit	55,720
Nov. 26	L	7-24	at Buffalo	80,074
Dec. 3	W	21-0	at Cleveland	76,236
Dec. 10	L	17-24	Seattle	54,744
Dec. 17	W	61-7	Houston	47,510
Dec. 25	L	21-29	at Minnesota	58,829

TEAM STATISTICS	Bengals	Opponents
TOTAL FIRST DOWNS	348	280
Rushing	136	114
Passing	183	151
Penalty	29	15
3rd Down: Made-Att	100-220	82-209
3rd Down Pct.	45.5	39.2
4th Down: Made-Att	12-24	6-19
4th Down Pct.	50.0	31.6
POSSESSION AVG.	30:51	29:09
TOTAL NET YARDS	6101	5297
Avg. Per Game	381.3	331.1
Total Plays	1083	997
Avg. Per Play	5.6	5.3
NET YARDS RUSHING	2483	2162
Avg. Per Game	155.2	135.1
Total Rushes	529	482
NET YARDS PASSING	3618	3135
Avg. Per Game	226.1	195.9
Sacked-Yards Lost	41-332	33-248
Gross Yards	3950	3383
Att.-Completions	513-288	482-256
Completion Pct.	56.1	53.1
Had Intercepted	13	21
PUNTS-AVG.	65-38.5	75-39.1
Net Punting Avg.	29.9	34.7
PENALTIES-YARDS	85-637	121-1045
FUMBLES-BALL LOST	29-19	26-16
TOUCHDOWNS	52	32
Rushing	17	9
Passing	32	22
Returns	3	3

Score by Periods	1	2	3	4	OT	Total
Bengals	61	147	98	98	-	404
Opponents	50	97	56	82	-	285

SCORING	TD	Ru	Rc	Rt	FG	S	P	
Breech	0	0	0	0	37-38	12-14	0	73
Brooks	9	7	2	0	-	-	0	54
Holman	9	0	9	0	-	-	0	54
McGee	8	0	8	0	-	-	0	48
Brown	6	0	6	0	-	-	0	36
Taylor	5	3	2	0	-	-	0	30
Gallery	0	0	0	0	13-13	2-6	0	19
Ball	3	3	0	0	-	-	0	18
Jennings	3	2	1	0	-	-	0	18
Martin	2	0	2	0	-	-	0	12
Woods	2	2	0	0	-	-	0	12
Bussey	1	0	0	1	-	-	0	6
Hillary	1	0	0	1	-	-	0	6
Smith	1	0	1	0	-	-	0	6
Thomas	1	0	0	1	-	-	0	6
White	1	0	0	1	-	-	0	6
Johnson	0	0	0	0	0-1	0-0	0	0
Bengals	52	17	32	3	50-52	14-20	0	404
Opponents	32	9	22	1	31-32	20-27	1	285

PASSING	Att	Cmp	Yds	Cmp %	Yds/Att	TD	TD %	Int	Int %	Lg	Sack-Lost	Rat
Esiason	455	258	3525	56.7	7.75	28	6.2	11	2.4	74	36-288	92.1
Wilhelm	56	30	425	53.6	7.59	4	7.1	2	3.6	46	3-17	87.3
Schonert	2	0	0	0.0	0.00	0	0.0	0	0.0	-	2-27	39.6
Bengals	513	288	3950	56.1	7.70	32	6.2	13	2.5	74	41-332	91.2
Opponents	482	256	3383	53.1	7.02	22	4.6	21	4.4	84	33-248	72.6

RUSHING	No	Yds	Avg	Lg	TD
Brooks	221	1239	5.6	65	7
Ball	98	391	4.0	27	3
Jennings	83	293	3.5	17	2
Esiason	47	278	5.9	24	0
Taylor	30	111	3.7	16	0
Woods	29	94	3.2	12	2
McGee	2	36	18.0	25	0
Wilhelm	6	30	5.0	14	0
Holfield	11	20	1.8	11	0
Hillary	1	-2	-2.0	-2	0
Johnson	1	-7	-7.0	-7	0
Bengals	529	2483	4.7	65	17
Opponents	482	2162	4.5	92	9

RECEIVING	No	Yds	Avg	Lg	TD
McGee	65	1211	18.6	74	8
Brown	52	814	15.7	46	6
Holman	50	736	14.7	73	9
Brooks	37	306	8.3	25	2
Hillary	17	162	9.5	17	1
Martin	15	160	10.7	21	2
Kattus	12	93	7.8	16	0
Smith	10	140	14.0	41	1
Jennings	10	119	11.9	43	1
Ball	6	44	7.3	15	0
Bussey	5	29	5.8	9	0
Taylor	4	44	11.0	18	2
Garrett	2	29	14.5	18	0
Holfield	2	18	9.0	14	0
Parker	1	45	45.0	45	0
Bengals	288	3950	13.7	74	32
Opponents	256	3383	13.2	84	22

INTERCEPTIONS	No	Yds	Avg	Lg	TD
Fulcher	8	87	10.9	22	0
Thomas	4	18	4.5	18	1
Dixon	3	47	15.7	28	0
Billups	2	0	0.0	0	0
Kelly	1	25	25.0	25	0
White	1	22	22.0	22	0
Carey	1	5	5.0	5	0
Bussey	1	0	0.0	0	0
Bengals	21	204	9.7	28	1
Opponents	13	42	3.2	19	0

PUNTING	No	Yds	Avg	Net	TB	In	20	Lg	B
Jennings	61	2446	40.1	30.2	11	14	62	2	0
Breech	2	58	29.0	19.0	1	1	32	0	0
Bengals	65	2504	38.5	29.9	12	15	62	2	0
Opponents	75	2935	39.1	34.7	6	16	57	1	0

PUNT RETURNS	Ret	FC	Yds	Avg	Lg	TD
Martin	15	4	107	7.1	17	0
Smith	12	2	54	4.5	15	0
Hillary	6	4	19	3.2	10	0
Carey	3	2	29	9.7	13	0
Bengals	36	12	209	5.8	17	0
Opponents	33	5	323	9.8	45	0

KICKOFF RETURNS	No	Yds	Avg	Lg	TD
Jennings	26	525	20.2	33	0
Hillary	14	223	15.9	29	0
Carey	6	104	17.3	23	0
Smith	5	65	13.0	23	0
Ball	1	19	19.0	19	0
Taylor	1	5	5.0	5	0
Holfield	1	0	0.0	0	0
Jackson	(1 fair catch)				
Bengals	54	941	17.4	33	0
Opponents	55	1203	21.9	66	0

FIELD GOALS	1-19	20-29	30-39	40-49	50+
Breech	0-0	9-9	3-4	0-1	0-0
Gallery	0-0	1-1	0-1	1-4	0-0
Bengals	0-0	10-10	3-5	1-5	0-0
Opponents	0-0	9-9	7-8	4-8	0-2

USUAL STARTERS

OFFENSE	DEFENSE
WR Tim McGee	LE Jim Skow
LT Anthony Munoz	NT Tim Krumrie
LG Bruce Reimers	RE Jason Buck
C Bruce Kozerski	L/DLB Leon White
RG Boomer Montoya	LILB Carl Zander
RT Brian Blados	RILB Joe Kelly
Joe Walter	RODLB Reggie Williams
TE Rodney Holman	LCB Lawis Billups
WR Eddie Brown	RCB Eric Thomas
DB Boomer Esiason	SS David Fulcher
FB James Brooks	FS Rickey Dixon
HG Bill Ball	
Stanford Jennings	

FIELD GOAL ATTEMPTS BY GAME:
Breech: (-) (-) (-) (-) (24G, 27G, 20G, 22G) (30G, 29G, 23G, 21G) (-) (34N) (38G) (49N) (-) (-) (24G) (27G, 30G) (-). **Gallery:** (45N) (26G, 47G) (48N, 44N) (31N) (-) (-) (-) (-) (-) (-) (-) (-) (-) (-) (-) (-).
 (-) (-) (-) (-).
 (-) (-) (-) (-).
 (-) (-) (-) (-).
Opponents: (29G) (38G) (-) (23G) (46N, 24G, 40G, 34G) (29G, 33G) (27G) (-) (46N) (32G, 42G, 37G, 28G) (-) (24G) (51N, 48N) (41N, 48G) (32G) (31G, 37G, 22G, 42G, 24G, 52N).

DEFENSE*	Player	ST	AT	TT	Sks-	Yds	PD	FF	FR-	Yds
Fulcher	70	37	107	0	0	14	1	4	0	
Dixon	84	19	103	0	0	16	1	0	0	
Krumrie	45	29	74	3	1	1	1	1	9	
Kelly	44	26	70	1	6	4	1	3	23	
Zander	43	24	67	1	5	1	3	1	25	
Thomas	49	9	58	2	23	2	1	1	0	
Buck	42	14	56	6	4	2	1	1	0	
Billups	45	4	49	0	0	14	2	0	0	
Williams	33	15	48	3	5	2	3	0	0	
White	32	15	47	2	1	7	2	2	22	
McClelland	24	9	33	1	5	10	5	2	1	
Skow	21	8	29	4	5	3	4	1	0	
Hammerstein	18	11	29	1	13	0	0	1	0	
Barker	21	6	27	0	2	0	0	0	0	
Bussey	20	5	25	2	5	13	6	0	0	
Grant	11	10	21	0	5	2	5	0	0	
Jackson	18	1	19	0	0	0	4	1	0	
Wilcoits	13	2	15	1	1	1	0	0	0	
Walker	7	4	11	0	0	0	0	1	0	
Carey	6	3	9	0	0	0	0	0	0	
Tuatsgaloa	6	1	7	2	5	15	2	0	0	
Brady	1	0	1	0	0	0	0	0	0	

SPECIAL TEAMS*	Player	ST	AT	TT	FF	FR-	BP	BFG	BXP
Walker	11	0	11	0	0	0	0	0	0
Barker	10	1	11	0	0	0	0	0	0
Brady	9	1	10	0	0	0	0	0	0
Bussey	9	1	10	0	0	0	0	0	0
Wilcoits	8	2	10	0	0	0	0	0	0
Jackson	6	0	6	0	0	0	0	0	0
Barber	5	1	6	0	0	0	0	0	0
White	5	1	6	0	0	0	0	0	0
Dixon	5	0	5	0	0	0	0	0	0
Carey	1	2	3	0	0	0	0	0	0
Johnson	2	0	2	0	0	0	0	0	0
Taylor	2	0	2	0	0	0	0	0	0
Thomas	2	0	2	0	0	0	0	0	0
Tuatsgaloa	2	0	2	0	0	0	0	0	0
Hillary	1	0	1	0	0	0	0	0	0
Jennings	1	0	1	0	0	0	0	0	0
Kattus	1	0	1	0	0	0	0	0	0
Romer	1	0	1	0	0	0	0	0	0
Zander	1	0	1	0	0	0	0	0	0
Garrett	0	1	1	0	0	0	0	0	0

MISCELLANEOUS DEFENSE*	Player	ST	AT	TT	FF	FR-Yds
Brown	2	0	2	0	0	0-0
Holman	2	0	2	0	0	0-0
Montoya	2	0	2	0	0	0-0

2000 FINAL STATISTICS (9-7-0)

USUAL STARTERS

OFFENSE		DEFENSE	
WR	Tim McGee	LE	Skip McClendon
LT	Anthony Muñoz	NT	Tim Krumrie
LG	Bruce Reimers	RE	David Grant,
	C. Bruce Kozerski		Jason Buck
RG	Ken Moyer	LOLB	Leon White
RT	Joe Walter	LJLB	Kevin Zander
TE	Rodney Holman	RILB	Carl Walker
QB	Eddie Brown	ROLB	James Francis
WR	Boomer Esiason	LOB	Leslie Wilpits
HB	James Brooks	RCB	Carl Carter
FB	Harold Green,	SS	David Fulcher
	Ickey Woods,	FS	Solomon Wilcots

Head Coach: Sam Wyche			
Date	W/L	Score	Opponent
Sept. 9	W	25-20	N.Y. Jets
Sept. 16	W	21-16	at San Diego
Sept. 23	W	41-7	New England
Oct. 1	L	16-31	at Seattle
Oct. 7	W	34-31*	at L.A. Rams
Oct. 14	L	17-48	at Houston
Oct. 22	W	34-13	at Cleveland
Oct. 28	L	17-38	at Atlanta
Nov. 4	L	7-21	New Orleans
Nov. 18	W	27-3	Pittsburgh
Nov. 25	L	20-34	Indianapolis
Dec. 2	W	16-12	at Pittsburgh
Dec. 9	L	17-20*	San Francisco
Dec. 16	L	7-24	at L.A. Raiders
Dec. 23	W	40-20	Houston
Dec. 30	W	21-14	Cleveland

RUSHING		No	Yds	Avg	Lg	TD
Brooks		195	1004	5.1	56	5
Green		83	353	4.3	39	1
Woods		64	268	4.2	32	6
Taylor		51	216	4.2	24	2
Esiason		49	157	3.2	21	0
Ball		22	72	3.3	15	1
Jennings		12	46	3.8	13	1
James		1	11	11.0	11	0
Wilhelm		6	6	1.0	4	0
Barber		1	-13	-13.0	-13	0
Bengals		484	2120	4.4	56	16
Opponents		442	2085	4.7	88	15

RECEIVING		No	Yds	Avg	Lg	TD
Brown		44	706	16.0	50	9
McGee		43	737	17.1	52	1
Holman		40	596	14.9	53	5
Brooks		26	269	10.3	35	4
Woods		20	162	8.1	22	0
Barber		14	196	14.0	28	1
Green		12	90	7.5	22	1
Kaltus		11	145	13.2	31	2
Riggs		8	79	9.9	21	0
Smith		7	45	6.4	11	0
Jennings		4	23	5.8	13	0
James		3	36	12.0	16	0
Taylor		3	22	7.3	20	1
Ball		2	46	23.0	48	1
Bengals		237	3152	13.3	53	25
Opponents		300	3725	12.4	75	24

INTERCEPTIONS		No	Yds	Avg	Lg	TD
BUSSEY		4	37	9.3	18	0
Fulcher		4	20	5.0	18	0
Billups		3	39	13.0	29	0
White		1	21	21.0	21	0
Francis		1	17	17.0	17	1
Zander		1	12	12.0	12	0
Price		1	0	0.0	0	0
Bengals		15	146	9.7	29	1
Opponents		23	233	10.1	30	1

PUNTING		No	Yds	Avg	Net	In20	Lg	B
Johnson		64	2705	42.3	34.3	8	12	70
Breach		1	34	34.0	1	0	34	0
Bengals		65	2739	42.1	34.0	9	12	70
Opponents		63	2634	41.8	36.5	4	19	65

PUNT RETURNS		Ret	FC	Yds	Avg	Lg	TD
Price		29	14	251	8.7	66	1
Smith		1	0	4	4.0	4	0
Bengals		30	14	255	8.5	66	1
Opponents		36	11	352	9.8	79	1

KICKOFF RETURNS		No	Yds	Avg	Lg	TD
Jennings		29	584	20.1	33	0
Ball		16	366	22.9	30	0
Price		10	191	19.1	33	0
James		1	43	43.0	43	0
Smith		2	35	17.5	20	0
Taylor		1	16	16.0	16	0
Barber		1	14	14.0	14	0
Kaltus		1	10	10.0	10	0
Riggs		1	7	7.0	7	0
Bengals		62	1266	20.4	43	0
Opponents		43	945	22.0	64	0

FIELD GOALS		1-19	20-29	30-39	40-49	50+
Breach		0-0	6-6	5-6	6-9	0-0
Johnson		0-0	0-0	0-0	0-0	0-1
Bengals		0-0	6-6	5-6	6-9	0-1
Opponents		1-1	11-11	7-7	2-7	1-3

FIELD GOAL ATTEMPTS BY GAME:											
Breach: (43G, 42N, 44G, 37G) (-) (46G, 23G) (34G, 26G, 43G) (40G, 44G) (29G) (20G, 21G) (35G) (43N) (21G, 31G) (-) (34N, 46N) (38G) (-) (-) (-). Johnson: (-) (-) (-) (-) (52N) (-) (-) (-) (-) (-) (-) (-) (-) (-) (-) (-).											

(continued)

TEAM STATISTICS		Bengals	Opponents
TOTAL FIRST DOWNS			
Rushing		277	308
Passing		107	116
Penalty		151	180
3rd Down: Made-Att.		79-196	93-213
3rd Down Pct.		40.3	43.7
4th Down: Made-Att.		12-19	2-12
4th Down Pct.		63.2	16.7
POSSESSION AVG.			
		29:21	30:39
TOTAL NET YARDS			
		5063	5605
Avg. Per Game		316.4	350.3
Total Plays		943	1010
Avg. Per Play		5.4	5.5
NET YARDS RUSHING			
		2120	2085
Avg. Per Game		132.5	130.3
Total Rushes		484	442
NET YARDS PASSING			
		2943	3520
Avg. Per Game		183.9	220.0
Sacked-Yards Lost		34-209	25-205
Gross Yards		3152	3725
Att.-Completions		425-237	543-300
Completion Pct.		55.8	55.2
Had Intercepted		23	15
PUNTS-AVG.			
		65-42.1	63-41.8
Net Punting Avg.		34.0	36.5
PENALTIES-YARDS			
		83-627	101-824
FUMBLES-BALL LOST			
		25-12	32-16
TOUCHDOWNS			
Rushing		16	15
Passing		25	24
Returns		3	2

Score by Periods	1	2	3	4	OT	Total
Bengals	79	110	78	90	3	360
Opponents	70	115	101	63	3	352

SCORING		TD	Ru	Rc	Rt	PAT	FG	S	SP
Breach		0	0	0	0	41-44	17-21	0	92
Brooks		9	5	4	0	-	0	54	0
Brown		9	0	9	0	-	0	54	0
Woods		6	6	0	0	-	0	36	0
Holman		5	0	5	0	-	0	30	0
Taylor		3	2	1	0	-	0	18	0
Ball		2	1	1	0	-	0	12	0
Green		2	1	1	0	-	0	12	0
Kaltus		2	0	2	0	-	0	12	0
Francis		1	0	0	1	-	1	8	0
Barber		1	0	1	0	-	0	6	0
Bussey		1	0	0	0	-	0	6	0
Jennings		1	0	0	0	-	0	6	0
McGee		1	0	1	0	-	0	6	0
Price		1	0	0	1	-	0	6	0
Fulcher		0	0	0	0	-	1	2	0
Johnson		0	0	0	0	-	0	1	0
Bengals		44	16	25	3	41-44	17-22	2	360
Opponents		41	15	24	2	40-41	22-29	0	352

PASSING		Att	Cmp	Yds	Cmp %	Yds/Att	TD	TD %	Int	Int %	Lg	Sack-Lost	Rat
Esiason		402	224	3031	55.7	7.54	24	6.0	22	5.5	53	31-196	77.0
Wilhelm		19	12	117	63.2	6.16	0	0.0	0	0.0	19	1-2	80.4
Phlicox		2	0	0	0.0	0.00	0	0.0	1	50.0	-	2-9	0.0
James		1	0	0	0.0	0.00	0	0.0	0	0.0	-	0-0	39.6
Johnson		1	1	4	100.0	4.00	1	100.0	0	0.0	4	0-0	122.9
Bengals		425	237	3152	55.8	7.42	25	5.9	23	5.4	53	34-209	76.5
Opponents		543	300	3725	55.2	6.86	24	4.4	15	2.8	75	25-205	79.9

FIELD GOAL ATTEMPTS BY GAME-cont'd:				
Opponents: (33G, 26G) (19G, 44N) (-) (51G) (40G) (22G, 23G) (21G, 41N, 30G) (27G, 52N) (48N) (31G) (51N, 22G) (32G, 36G, 29G, 48G) (23G, 23G) (39G) (29G, 36G, 42N) (48N).				

DEFENSE*		ST	AT	TT	Sks-Yds	PD	FF	FR-Yds
Francis		62	14	75	8-65	6	2	0-0
Walker		61	14	75	1-6	0	0	0-0
Fulcher		53	22	75	1-12	10	3	0-0
Krumrie		45	23	68	2-17	1	1	1-10
Bussey		48	9	57	2-17	10	0	1-70
Billups		43	8	51	0-0	13	2	2-4
Jones		39	8	47	0-0	12	0	1-1
Carter		38	9	47	0-0	11	0	2-0
Zander		37	10	47	0-0	1	2	4-0
Grant		36	8	44	1-14	4	0	1-0
Wilcots		33	8	41	0-0	2		

1990 SEASON PLAYOFF STATISTICS (1-1)

Date	W/L	Score	Opponent	Att
Jan. 6*	W	41-14	Houston	60,012
Jan. 13*	L	10-20	at L.A. Raiders	92,045

*AFC Wild Card Playoff
+AFC Divisional Playoff

TEAM STATISTICS		Bengals	Opponents
TOTAL FIRST DOWNS			
Rushing		36	33
Passing		22	15
Penalty		12	18
		2	0
3rd Down: Made-Att.			
		9-25	7-20
3rd Down Pct.			
		36.0	35.0
4th Down: Made-Att.			
		2-2	1-2
4th Down Pct.			
		100.0	50.0
POSSESSION AVG.			
		34:01	25:59
TOTAL NET YARDS			
		531	615
Avg. Per Game			
		265.5	307.5
Total Rushes			
		117	103
Avg. Per Play			
		4.5	6.0
NET YARDS RUSHING			
		311	302
Avg. Per Game			
		155.5	151.0
Total Rushes			
		73	45
NET YARDS PASSING			
		220	313
Avg. Per Game			
		110.0	156.5
Sacked-Yards Lost			
		4-46	4-24
Gross Yards			
		266	337
Att.-Completions			
		40-23	54-27
Completion Pct.			
		57.5	50.0
Had Intercepted			
		0	2
PUNTS-AVG.			
		8-49.1	8-41.9
Net Punting Avg.			
		41.8	34.1
PENALTIES-YARDS			
		5-45	5-33
FUMBLES-BALLS LOST			
		2-0	2-1
TOUCHDOWNS			
		6	4
Rushing			
		3	0
Passing			
		3	4
Returns			
		0	0

Score by Periods	1	2	3	4	OT	Tot
Bengals	10	13	14	14	-	51
Opponents	0	7	10	17	-	34

SCORING	TD	Ru	Rc	Rt	PAT	FG	S	TP
Breech	0	0	0	0	6-6	3-3	0	15
Ball	1	1	0	0	-	-	0	6
Esiason	1	1	0	0	-	-	0	6
Green	1	0	1	0	-	-	0	6
Jennings	1	0	1	0	-	-	0	6
Kattus	1	0	1	0	-	-	0	6
Woods	1	1	0	0	-	-	0	6
Bengals	6	3	3	0	6-6	3-3	0	51
Opponents	4	0	4	0	4-4	2-2	0	34

PASSING	Att	Cmp	Yds	Cmp %	Yds/Att	TD	Int	Sack-Lost	Rat
Esiason	35	22	254	62.9	7.26	3	8.6	4-46	113.3
Wilhelm	5	1	12	20.0	2.40	0	0.0	0-0	39.6
Bengals	40	23	266	57.5	6.65	3	7.5	4-46	102.7
Opponents	54	27	337	50.0	6.24	4	7.4	4-24	79.0

RUSHING	No	Yds	Avg	Lg	TD
Woods	17	84	4.9	18	1
Esiason	7	88	9.7	14	1
Green	11	55	5.0	12	0
Ball	12	47	3.9	14	1
Brooks	17	43	2.5	14	0
Jennings	6	16	2.7	10	0
Wilhelm	3	-2	-0.7	0	0
Bengals	73	311	4.3	18	3
Opponents	45	302	6.7	34	0

RECEIVING	No	Yds	Avg	Lg	TD
Holman	4	102	25.5	46	0
Brown	4	32	8.0	15	0
Jennings	3	23	7.7	12	1
McGee	3	23	7.7	19	0
Woods	3	18	6.0	9	0
Kattus	2	19	9.5	10	1
Green	2	15	7.5	13	1
Brooks	1	22	22.0	22	0
Barber	1	12	12.0	12	0
Bengals	23	266	11.6	46	3
Opponents	27	337	12.5	41	4

INTERCEPTIONS	No	Yds	Avg	Lg	TD
Fulcher	2	54	27.0	43	0
Bengals	2	54	27.0	43	0
Opponents	0	0	-	-	0

PUNTING	No	Yds	Avg	Net	TB	In20	Lg	B
Johnson	8	393	49.1	41.8	0	1	64	0
Bengals	8	393	49.1	41.8	0	1	64	0
Opponents	8	335	41.9	34.1	1	4	52	0

PUNT RETURNS	Ret	FC	Yds	Avg	Lg	TD
Price	3	0	42	14.0	34	0
Bengals	3	0	42	14.0	34	0
Opponents	4	2	59	14.8	19	0

KICKOFF RETURNS	No	Yds	Avg	Lg	TD
Jennings	4	86	21.5	30	0
Ball	2	42	21.0	28	0
Brown	1	12	12.0	12	0
Bengals	7	140	20.0	30	0
Opponents	7	132	18.9	37	0

FIELD GOALS	1-19	20-29	30-39	40-49	50+
Breech	0-0	2-2	1-1	0-0	0-0
Bengals	0-0	2-2	1-1	0-0	0-0
Opponents	0-0	1-1	0-0	1-1	0-0

FIELD GOAL ATTEMPTS BY GAME:
Breech: (27G, 30G) (27G).
Opponents: (-) (49G, 25G).

DEFENSE*	Player	ST	AT	TT	Sks-Yds	PD	FF	FR-Yds
	Bussey	12	0	12	0-0	0	0	0-0
	Thomas	8	1	9	0-0	1	0	0-0
	Grant	7	2	9	1-5	2	0	0-0
	Fulcher	5	4	9	0-0	4	0	0-0
	Francis	6	2	8	0-0	1	0	1-0
	Krumrie	6	1	7	0-0	0	0	0-0
	Walker	4	1	5	0-0	0	0	0-0
	Zander	4	1	5	1-10	1	0	0-0
	Billups	4	0	4	0-0	1	0	0-0
	Jones	3	1	4	0-0	1	0	0-0
	McClendon	3	1	4	0-0	0	0	0-0
	White	3	0	3	0-0	0	0	0-0
	Wilcoits	1	1	2	0-0	1	0	0-0
	Buck	1	0	1	1-3	0	0	0-0
	Carter	1	0	1	0-0	0	0	0-0
	(TEAM)	-	-	-	1-6	-	-	-

SPECIAL TEAMS*	Player	ST	AT	TT	FF	FR-Yds	BP	BFG	BXP
	Brady	3	0	3	0	0-0	0	0	0
	Zander	1	1	2	0	0-0	0	0	0
	Ball	1	0	1	0	0-0	0	0	0
	Barker	1	0	1	0	0-0	0	0	0
	Bussey	1	0	1	0	0-0	0	0	0
	Carter	1	0	1	0	0-0	0	0	0
	Price	1	0	1	0	0-0	0	0	0
	Tuafagaloa	1	0	1	0	0-0	0	0	0
	Walker	0	1	1	0	0-0	0	0	0

MISCELLANEOUS DEFENSE*
(None)

Player	ST	AT	TT	FF	FR-Yds
(None)					

*Press box statistics

1991 FINAL STATISTICS (3-13-0)

Head Coach: Sam Wyche

Date	W/L	Score	Opponent	Att
Sept. 7	L	14-45	at Denver	72,655
Sept. 8	L	7-30	Houston	56,463
Sept. 15	L	13-14	at Cleveland	78,269
Sept. 22	L	27-34	Washington	52,038
Oct. 6	L	7-13	Seattle	60,010
Oct. 13	L	23-35	at Dallas	63,275
Oct. 21	L	16-35	at Buffalo	80,131
Oct. 27	L	3-35	at Houston	58,634
Nov. 3	W	23-21	Cleveland	55,077
Nov. 10	L	27-33*	Pittsburgh	55,503
Nov. 17	L	10-17	at Philadelphia	63,189
Nov. 24	L	14-38	L.A. Raiders	52,044
Dec. 1	W	27-24	N.Y. Giants	45,063
Dec. 9	L	13-37	at Miami	60,616
Dec. 15	L	10-17	at Pittsburgh	35,420
Dec. 22	W	29-7	New England	46,394

*Overtime

TEAM STATISTICS		Bengals	Opponents
TOTAL FIRST DOWNS			
Rushing		286	308
Passing		95	100
Penalty		162	191
		28	17
3rd Down Made-Att.		78-212	86-194
3rd Down Pct.		36.8	44.3
4th Down Made-Att.		9-20	4-8
4th Down Pct.		45.0	50.0
POSSESSION AVG.			
TOTAL NET YARDS		4969	5652
Avg. Per Game		310.6	353.3
Total Plays		993	980
Avg. Per Play		5.0	5.8
NET YARDS RUSHING			
Avg. Per Game		119.2	103.9
Total Rushes		449	454
NET YARDS PASSING			
Avg. Per Game		315.8	399.0
Sacked-Yards Lost		33-255	21-129
Gross Yards		3413	4119
Att.-Completions		511-290	505-303
Completion Pct.		56.8	60.0
Had Intercepted		22	17
PUNTS-AVG.			
Net Punting Avg.		34.3	36.4
PENALTIES-YARDS		107-845	94-808
FUMBLES-BALL LOST		30-20	23-14
TOUCHDOWNS			
Rushing		11	20
Passing		14	26
Returns		2	7

Score by Periods	1	2	3	4	OT	Total
Bengals	57	71	64	71	0	263
Opponents	68	163	76	122	6	435

SCORING	TD	Ru	Rc	RI	PAT	FG	S	FP	LG	TD
Breesch	0	0	0	0	27-27	23-29	0	0	96	0
Brooks	4	2	2	0	-	-	0	0	24	0
McGee	4	0	4	0	-	-	0	0	24	0
Woods	4	4	0	0	-	-	0	0	24	0
Brown	2	2	0	0	-	-	0	0	12	0
Green	2	2	0	0	-	-	0	0	12	0
Holman	2	2	0	0	-	-	0	0	12	0
Taylor	2	2	0	0	-	-	0	0	12	0
Ball	1	1	0	0	-	-	0	0	6	0
Barber	1	0	1	0	-	-	0	0	6	0
Dingle	1	0	1	0	-	-	0	0	6	0
Fulcher	1	0	0	1	-	-	0	0	6	0
James	1	0	1	0	-	-	0	0	6	0
Price	1	0	0	1	-	-	0	0	6	0
Remberth	1	0	1	0	-	-	0	0	6	0
Johnson	0	0	0	0	0-0	1-3	0	0	3	0
Gordon	0	0	0	0	-	-	0	0	2	0
Bengals	27	11	14	2	27-27	24-32	1	263	3	0
Opponents	53	20	26	7	49-52	22-31	1	435	1	0

RUSHING	No	Yds	Avg	Lg	TD
Green	158	731	4.6	75	2
Brooks	152	571	3.8	25	2
Taylor	33	153	4.6	34	2
Woods	36	97	2.7	12	4
Dingle	21	91	4.3	21	0

(continued)

PASSING	Att	Cmp	Yds	Cmp %	Yds/Att	TD	Int	Int %	Lg	Sack-Lost	Rat	
Esiason	413	233	2083	56.4	6.99	13	3.1	16	3.9	53	25-190	72.5
Hollas	55	32	310	58.2	5.64	1	1.8	4	7.3	23	7-57	49.8
Wilhelm	42	24	217	57.1	5.17	0	0.0	2	4.8	29	1-8	51.4
Johnson	1	1	3	100.0	3.00	0	0.0	0	0.0	3	0-0	79.2
Bengals	511	290	3413	56.8	6.68	14	2.7	22	4.3	53	33-255	68.4
Opponents	505	303	4119	60.0	8.16	26	5.1	17	3.4	74	21-129	89.2

RUSHING-cont'd	No	Yds	Avg	Lg	TD
Esiason	24	66	2.8	16	0
Hollas	12	66	5.5	27	0
Ball	10	21	2.1	10	1
Wilhelm	1	9	9.0	9	0
Brown	1	8	8.0	8	0
Johnson	1	-2	-2.0	-2	0

Bengals	449	1811	4.0	75	11
Opponents	454	1662	3.7	43	20

RECEIVING	No	Yds	Avg	Lg	TD
McGee	59	827	14.0	53	2
Brooks	51	802	15.7	52	4
Brooks	40	348	8.7	40	2
Holman	31	445	14.4	39	2
Barber	23	255	11.1	42	1
Taylor	21	122	5.8	16	0
Green	16	136	8.5	18	0
Kattus	12	136	11.3	24	0
Remberth	9	117	13.0	23	1
James	7	103	14.7	22	1
Woods	6	36	6.0	16	0
Dingle	5	23	4.6	12	1
Riggs	4	14	3.5	7	0
Garrett	3	32	10.7	13	0
Ball	3	17	5.7	9	0

Bengals	290	3413	11.8	53	14
Opponents	303	4119	13.6	74	26

INTERCEPTIONS	No	Yds	Lg	TD	
Fulcher	4	51	12.8	27	1
Thomas	3	0	0.0	0	0
Dixon	2	62	31.0	47	0
Bussey	2	18	9.0	18	0
Barker	1	29	29.0	29	0
Miltz	1	8	8.0	8	0
Fain	1	1	1.0	1	0
Francis	1	0	0.0	0	0
Grant	1	0	0.0	0	0
Price	1	0	0.0	0	0

Bengals	17	169	9.9	47	1
Opponents	22	331	15.0	52	3

PUNTING	No	Yds	Avg	Net	In20	Lg	B
Johnson	64	2795	43.7	34.8	16	62	0
Breesch	1	33	33.0	13.0	1	0	33
Bengals	65	2828	43.5	34.3	7	15	62
Opponents	57	2394	42.0	36.4	2	14	59

PUNT RETURNS	Ret	FC	Yds	Avg	Lg	TD
Price	14	6	203	14.5	78	1
Barber	13	5	70	5.4	15	0
Garrett	1	0	7	7.0	7	0
James	1	0	0	0.0	0	0

Bengals	29	11	280	9.7	78	1
Opponents	38	7	456	12.0 <td>75</td> <td>2</td>	75	2

KICKOFF RETURNS	No	Yds	Avg	Lg	TD
Ball	13	262	20.2	24	0
Garrett	13	214	16.5	24	0
Brooks	11	190	17.3	35	0
Dingle	7	176	25.1	63	0
James	8	143	17.9	26	0
Price	5	91	18.2	22	0
Green	4	66	16.5	20	0
King	3	34	11.3	17	0
Riggs	2	28	14.0	15	0
Holman	1	15	15.0	15	0
Barber	1	7	7.0	7	0
Thomas	1	-1	-1.0	-1	0

Bengals	69	1225	17.8	63	0
Opponents	38	741	19.5	34	0

FIELD GOALS	1-19	20-29	30-39	40-49	50+
Breesch	0-0	9-10	8-10	5-6	1-3
Johnson	0-0	0-0	0-0	0-0	1-3
Bengals	0-0	9-10	8-10	5-6	2-6
Opponents	2-2	4-4	9-13	6-11	1-1

FIELD GOAL ATTEMPTS BY GAME:
Breesch: (-) (33N) (21G, 36G) (46G, 25G) (-) (45G), (24G, 26G) (32G, 42G) (50N, 20G) (23G, 38G, 38G) (29G, 47G) (38G) (-) (35G, 35G) (39N, 27G, 50G) (50N, 39G, 48N, 26N) (49G, 25G). Johnson: (-) (-) (-) (-) (-) (-) (53G) (-) (-) (-) (-) (55N) (-) (52N) (-) (-).

USUAL STARTERS	
OFFENSE	DEFENSE
WR Tim McGee	LE Alonzo Mitz
LT Anthony Munoz	NT Tim Krumrie
LG Bruce Reimers	RE David Grant
C Bruce Kozerski	L0LB James Francis
RG Paul Jetton	L1LB Leo Barker
	Ken Moyer
RT Joe Walter	R1LB Carl Zander
TE Rodney Holman	ROLB Alfred Williams
WR Eddie Brown	LCB Wayne Haddix
QB Boomer Esiason	RCB Lewis Billups
RB James Brooks	SS David Fulcher
RR Harold Green	FS Ricky Dixon,
	Barney Bussey

FIELD GOAL ATTEMPTS BY GAME-cont'd:
Opponents: (30N, 42N, 19G) (19G, 21G, 37G) (30G, 42G, 38G, 45G) (40G, 26G) (45N, 36G, 31G) (-) (-) (33G, 45N) (47N, 34N) (44G, 46G, 37N) (42N, 37G) (29G) (37G) (50G, 22G, 36G) (47G, 39N) (-).

DEFENSE*	ST	AT	TT	FF	Sks-Yds	PD	FF	FR-Yds
Fulcher	68	27	95	0-0	9	4	3-12	
Krumrie	56	12	68	4-26	1	1	1-0	
Francis	50	18	68	3-21	7	0	1-0	
Dixon	58	7	65	0-0	8	1	0-0	
Thomas	51	5	56	0-0	18	0	1-0	
Barker	44	11	55	0-0	1	0	0-0	
Miltz	40	8	48	0-0	2	0	0-0	
Fulcher	37	10	47	0-0	1	2	1-0	
Williams	36	4	40	3-16	3	1	2-24	
Bussey	31	8	39	1-0	3	0	1-0	
Grant	33	4	37	2-14	1	0	0-0	
Billups	32	3	35	1-9	6	0	1-7	
Price	16	1	17					

1993 FINAL STATISTICS (3-13-0)

Head Coach: Dave Shula

Date	W/L	Score	Opponent	Att
Sept. 5	L	14-27	at Cleveland	75,508
Sept. 12	L	6-9	Indianapolis	50,299
Sept. 19	L	7-34	at Pittsburgh	53,682
Sept. 26	L	10-19	Seattle	46,880
Oct. 10	L	15-17	at Kansas City	75,394
Oct. 17	L	17-28	Cleveland	55,647
Oct. 24	L	12-28	at Houston	50,039
Nov. 7	L	16-24	Pittsburgh	51,202
Nov. 14	L	3-38	Houston	42,347
Nov. 21	L	12-17	at N.Y. Jets	64,264
Nov. 28	W	16-10	L.A. Raiders	43,272
Dec. 5	L	8-21	at San Francisco	60,039
Dec. 12	L	2-7	at New England	29,794
Dec. 19	W	15-3	L.A. Rams	36,612
Dec. 26	W	21-17	Allanta	27,014
Jan. 2	L	13-20	at New Orleans	58,036

TEAM STATISTICS		Bengals	Opponents
TOTAL FIRST DOWNS			
Rushing		239	306
Passing		89	134
Penalty		133	159
3rd Down: Made-Aft.		17	13
3rd Down Pct.		85-212	85-212
4th Down: Made-Aft.		34.5	40.1
4th Down Pct.		10-26	7-11
POSSESSION AVG.		38.5	31.02
TOTAL NET YARDS		28.58	40.52
Avg. Per Game		4052	5018
Total Plays		253.3	313.6
Avg. Per Play		986	1000
Avg. Per Play		4.1	5.0

NET YARDS RUSHING		Bengals	Opponents
Avg. Per Game		1511	2220
Total Rushes		94.8	138.8
NET YARDS PASSING		423	521
Avg. Per Game		158.8	174.9
Sacked-Yards Lost		53-289	22-154
Gross Yards		2830	2952
Aft.-Completions		510-272	457-251
Completion Pct.		53.3	54.9
Had Intercepted		11	12

PUNTS-AVG.		Bengals	Opponents
Net Punting Avg.		90-43.9	74-42.2
PENALTIES-YARDS		36.6	36.2
TOUCHES-BALL LOST		105-773	73-567
TOUCHDOWNS		24-9	22-14
Rushing		16	37
Passing		3	15
Returns		11	20
Returns		2	2

Score by Periods		1	2	3	4	OT	Total
Bengals		41	74	18	54	-	187
Opponents		42	119	63	95	-	319

SCORING		TD	R	RC	RT	PAT	FG	S	TP
Pellrey		0	0	0	13-16	24-31	0	85	
Pickens		6	0	6	0	-	-	36	
Query		4	0	4	0	-	-	24	
Ball		1	1	0	0	-	-	6	
Brim		1	0	0	1	-	-	6	
Fenner		1	1	0	0	-	-	6	
Miles		1	1	0	0	-	-	6	
Thompson		1	0	1	0	-	-	6	
D. Williams		0	0	0	1	-	-	6	
A. Williams		0	0	0	0	-	-	1	2
TEAM		0	0	0	0	-	-	2	4
Bengals		16	3	11	2	13-16	24-31	3	187
Opponents		37	15	20	2	37-37	20-28	0	319

RUSHING	No	Yds	Avg	Lg	TD
Green	215	589	2.7	25	0
Fenner	121	482	4.0	26	1
Klingler	41	282	6.9	29	0
Miles	22	56	2.5	15	1
Schroeder	10	41	4.1	20	0
Ball	8	37	4.6	18	1
Query	2	13	6.5	8	0
Robinson	1	6	6.0	6	0
Benjamin	3	5	1.7	2	0
Bengals	423	1511	3.6	29	3
Opponents	521	2220	4.3	381	15

RECEIVING	No	Yds	Avg	Lg	TD
Query	56	654	11.7	51	4
Fenner	48	427	8.9	40	0
McGee	44	525	11.9	37	0
Pickens	43	565	13.1	36	6
Green	22	115	5.2	16	0
Thompson	17	87	5.1	10	1
Rembert	8	101	12.6	21	0
Robinson	8	72	9.0	14	0
Miles	6	89	14.8	27	0
Carroll	6	81	13.5	28	0
Frisch	6	43	7.2	12	0
Ball	4	39	9.8	24	0
Thomason	2	8	4.0	5	0
Benjamin	1	16	16.0	16	0
Stegall	1	8	8.0	8	0
Bengals	272	2830	10.4	51	11
Opponents	251	2952	11.8	711	20

INTERCEPTIONS	No	Yds	Avg	Lg	TD
Brim	3	74	24.7	30	1
D. Williams	2	126	63.0	97	1
White	2	19	9.5	14	0
Francis	2	12	6.0	12	0
Grant	1	17	17.0	17	0
R. Jones	1	0	0.0	0	0
Tovar	1	0	0.0	0	0
Wheeler	0	24	-	24	0
Bengals	12	272	22.7	97	2
Opponents	11	49	4.5	30	0

PUNTING	No	Yds	Avg	Net	TB	In20	Lg	B
L. Johnson	90	3954	43.9	36.6	12	24	60	0
Bengals	90	3954	43.9	36.6	12	24	60	0
Opponents	74	3123	42.2	36.2	6	20	72	1

PUNT RETURNS	Rel	FC	Yds	Avg	Lg	TD
Robinson	43	6	305	7.1	36	0
Pickens	4	2	16	4.0	9	0
Simmons	1	0	0	0.0	0	0
Bengals	48	8	321	6.7	36	0
Opponents	47	13	416	8.9	39	0

KICKOFF RETURNS	No	Yds	Avg	Lg	TD
Robinson	30	567	18.9	42	0
Ball	23	501	21.8	45	0
Benjamin	3	78	19.5	24	0
Miles	4	65	16.3	24	0
Shaw	1	1	1.0	1	0
Bengals	61	1211	19.9	45	0
Opponents	38	831	21.9	66	0

FIELD GOALS	1-19	20-29	30-39	40-49	50+
Pellrey	0-0	8-8	6-10	8-10	2-3
Bengals	0-0	8-8	6-10	8-10	2-3
Opponents	0-0	3-5	11-13	5-8	1-2

FIELD GOAL ATTEMPTS BY GAME:
Pellrey: (-) (35G, 23G, 35N) (44N) (34N, 38N, 23G) (23G, 24G, 42G, 47G, 34G) (49G) (53G, 50G) (32G) (46G) (28G) (45G, 33N, 34G, 44G) (48G, 39G) (-) (43G, 44N, 28G, 52N, 25G) (-) (22G, 31G).

(continued)

PASSING	Att	Cmp	Yds	Cmp	Yds/Att	TD	TD	Int	Int	Lg	Sack-	Lost	Rat
Klingler	343	190	1935	55.4	5.64	6	1.7	9	2.6	51	40-202	66.6	
Schroeder	159	78	832	49.1	5.23	5	3.1	2	1.3	37	13-87	70.0	
Wilhelm	6	4	63	66.7	10.50	0	0.0	0	0.0	27	0-0	101.4	
L. Johnson	1	0	0	0.0	0.00	0	0.0	0	0.0	-	0-0	39.6	
Pickens	1	0	0	0.0	0.00	0	0.0	0	0.0	-	0-0	39.6	
Bengals	510	272	2830	53.3	5.55	11	2.2	11	2.2	51	53-289	67.9	
Opponents	457	251	2952	54.9	6.46	20	4.4	12	2.6	711	22-154	78.4	

USUAL STARTERS

OFFENSE		DEFENSE	
WR	Jeff Query	LE	John Copeland
LT	Tom Scott	NT	Tim Krumrie
LG	Ken Moyer	RE	George Hinkle
C	Bruce Kozerski	LOLB	James Francis
RG	Tom Rayam	LILB	Eric Shaw
RT	Joe Walter		Steve Tovar
TE	Tom McGee	RILB	Ricardo McDonald
QB	Carl Pickens	ROLB	Alfred Williams
WR	David Klingler	LCB	Mike Brim
HB	Harold Green	RCB	Ron Jones
FB	Derrick Fenner	SS	Lance Gunn
		FS	Darryl Williams

FIELD GOAL ATTEMPTS BY GAME-cont'd:

Opponents: (28G, 34G) (53G, 31G, 39N, 42G) (33G, 34G) (32G, 35G, 23G, 35G) (37G) (-) (-) (23G) (39G) (42G) (41N, 44N, 31N, 48N, 34G) (-) (27N) (26N, 32G) (49G) (54N, 43G, 49G)

DEFENSE*	ST	AT	TT	Sks-	Yds	PD	FF	FR-
D. Williams	95	28	123	2-25	12	1	1-0	
McDonald	87	15	102	1-5	2	1	0-0	
Tovar	72	13	85	0-0	5	0	1-0	
Krumrie	58	20	78	3-23	2	1	0-0	
R. Jones	46	7	53	0-0	10	1	1-0	
Brim	41	8	49	0-0	8	1	1-0	
Shaw	38	11	49	0-0	1	0	1-0	
Copeland	43	5	48	3-18	0	2	0-0	
Francis	35	6	41	2-16	7	0	1-0	
Vinson	27	5	32	0-0	2	1	3-0	
Wheeler	22	7	29	0-0	1	0	0-0	
A. Williams	22	7	29	4-28	3	1	0-0	
Gunn	25	3	28	0-0	5	0	1-0	
Gordon	23	3	26	0-0	2	0	0-0	
Stubbs	20	4	24	5-31	0	0	1-0	
Frier	17	4	21	1-0	1	0	0-0	
Hinkle	10	6	16	1-8	1	0	0-0	
Grant	11	0	11	0-0	1	0	0-0	
Simmons	9	0	9	0-0	5	0	0-0	
Parten	5	3	8	0-0	2	0	0-0	
White	5	3	8	0-0	2	0	1-0	
Nix	5	0	5	0-0	1	0	0-0	
Kors	0	2	0	0-0	0	0	0-0	

1994 FINAL STATISTICS (3-13-0)

Head Coach: Dave Shula

Date	W/L	Score	Opponent	Att
Sept. 4	L	20-28	Cleveland	52,778
Sept. 11	L	10-27	at San Diego	53,217
Sept. 18	L	28-31	New England	46,640
Sept. 25	L	13-20	at Houston	44,253
Oct. 2	L	7-23	Miami	55,056
Oct. 16	L	10-14	at Pittsburgh	55,353
Oct. 23	L	13-37	at Cleveland	77,588
Oct. 30	L	20-23	Dallas	57,096
Nov. 6	W	20-17*	at Seattle	46,630
Nov. 13	W	34-31	Houston	54,908
Nov. 20	L	13-17	Indianapolis	55,566
Nov. 27	L	13-15	at Denver	69,714
Dec. 4	L	15-38	Pittsburgh	53,401
Dec. 11	L	20-27	at N.Y. Giants	67,530
Dec. 18	L	7-28	at Arizona	50,110
Dec. 24	W	33-30	Philadelphia	39,923

*Overtime

TEAM STATISTICS		Bengals	Opponents
TOTAL FIRST DOWNS			
Rushing		267	310
Passing		184	126
Penalty		158	168
Penalty		25	16
3rd Down: Made-Att			
		66-123	92-231
3rd Down Pct			
		31.0	39.8
4th Down: Made-Att			
		12-22	4-8
4th Down Pct			
		54.5	50.0
POSSESSION AVG.			
		27:11	32:49
TOTAL NET YARDS			
		4792	5154
Avg. Per Game			
		299.5	322.1
Total Plays			
		990	1053
Avg. Per Play			
		4.8	4.9
NET YARDS RUSHING			
		1556	1906
Avg. Per Game			
		97.3	119.1
Total Rushes			
		404	517
NET YARDS PASSING			
		3236	3248
Avg. Per Game			
		202.3	203.0
Sacked-Yards Lost			
		44-305	31-210
Gross Yards			
		3541	3458
Att.-Completions			
		542-289	505-294
Completion Pct.			
		53.3	58.2
Had Intercepted			
		19	10
PUNTS-AVG.			
		80-43.3	87-40.6
Net Punting Avg.			
		35.3	34.4
PENALTIES-YARDS			
		90-618	99-861
FUMBLES-BALL LOST			
		31-22	26-8
TOUCHDOWNS			
		27	45
Rushing			
		5	16
Passing			
		21	22
Returns			
		1	7

Score by Periods	1	2	3	4	OT	Tot
Bengals	58	66	53	96	3	276
Opponents	85	149	79	93	0	406

SCORING	TD-Ru	Rc-Rt	K-PAT	FG	S	TP	
Petrey	0	0	0	0	24-25	28-33	0 108
Pickens	11	0	11	0	-	-	0 66
Scott	5	0	5	0	-	-	0 30
Broussard	2	2	0	0	-	-	0 14
Fenner	2	1	1	0	-	-	0 12
Green	2	1	1	0	-	-	0 12
Blake	1	1	0	0	-	-	0 8
Cothran	1	0	1	0	-	-	0 6
Ti. Mc Gee	1	0	1	0	-	-	0 6
To. Mc Gee	1	0	1	0	-	-	0 6
Sawyer	1	0	0	1	-	-	0 6
A. Williams	0	0	0	1	-	-	0 2
Bengals	27	5	21	1	24-25	28-33	1 276
Opponents	45	16	22	7	41-41	31-35	0 406

*Includes a two-point conversion.
Two-point conversions: Blake, Broussard.
Bengals 2-2; Opponents 1-4.

PASSING	Att	Cmp	Yds	Cmp %	Yds/Att	TD	Int	Sack-Lost	Rat	
Blake	306	156	2154	51.0	7.04	14	4.6	9 29	76	19-120 76.9
Klingler	231	131	1327	56.7	5.74	6	2.6	9 39	56	24-165 65.7
Hollas	2	0	0	0.0	0.00	0	0.0	1 50.0	-	1-20 0.0
Broussard	1	0	0	0.0	0.00	0	0.0	0 0.0	-	0-0 39.6
L. Johnson	1	1	7	100.0	7.00	1	100.0	0 0.0	71	0-0 135.4
Scott	1	1	53	100.0	53.00	0	0.0	0 0.0	53	0-0 118.8
Bengals	542	289	3541	53.3	6.53	21	3.9	19 3.5	76	44-305 72.0
Opponents	505	294	3458	58.2	6.85	22	4.4	10 2.0	81	31-210 85.4

RUSHING	No	Yds	Avg	Lg	TD
Fenner	141	468	3.3	21	1
Broussard	94	403	4.3	371	2
Green	76	223	2.9	22	1
Blake	37	204	5.5	16	1
Scott	10	106	10.6	23	0
Cothran	26	85	3.3	13	0
Klingler	17	85	5.0	15	0
Ball	2	0	0.0	7	0
Ti. Mc Gee	1	-18	-18.0	-18	0
Bengals	404	1556	3.9	371	5
Opponents	517	1906	3.7	40	16

RECEIVING	No	Yds	Avg	Lg	TD
Pickens	71	1127	15.9	701	11
Scott	46	866	18.8	76	5
To. Mc Gee	40	492	12.3	54	1
Fenner	36	276	7.7	29	1
Broussard	34	218	6.4	25	0
Green	27	267	9.9	34	1
Ti. Mc Gee	13	175	13.5	25	1
Sadowski	11	54	4.9	11	0
Query	5	44	8.8	14	0
Cothran	4	24	6.0	8	1
Ball	1	4	4.0	4	0
Klingler	1	-6	-6.0	-6	0
Bengals	289	3541	12.3	76	21
Opponents	294	3458	11.8	81	22

INTERCEPTIONS	No	Yds	Avg	Lg	TD
Olivier	3	36	12.0	19	0
Brim	2	72	36.0	49	0
D. Williams	2	45	22.5	33	0
Sawyer	2	0	0.0	0	0
Tovar	1	14	14.0	14	0
Bengals	10	167	16.7	49	0
Opponents	19	176	9.3	41	2

PUNTING	No	Yds	Avg	Net	Bl	In20	Lg	B
L. Johnson	79	3461	43.8	35.3	9	19	64	1
Bengals	80	3461	43.3	35.3	9	19	64	1
Opponents	87	3528	40.6	34.4	8	30	60	1

PUNT RETURNS	Ret	FC	Yds	Avg	Lg	TD
Sawyer	26	15	307	11.8	821	1
Pickens	9	2	62	6.9	16	0
Rog. Jones	1	0	0	0.0	0	0
D. Williams	1	0	0	0.0	4	0
Bengals	37	18	373	10.1	821	1
Opponents	43	12	459	10.7	921	2

KICKOFF RETURNS	No	Yds	Avg	Lg	TD
Ball	42	915	21.8	43	0
Scott	15	342	22.8	34	0
Hardy	8	185	23.1	42	0
Broussard	7	115	16.4	24	0
Green	5	113	22.6	31	0
Hill	4	97	24.3	40	0
Stegall	1	16	16.0	16	0
Sawyer	1	14	14.0	14	0
Tovar	1	8	8.0	8	0
To. Mc Gee	1	4	4.0	4	0
Shaw	1	1	1.0	1	0
Bengals	86	1810	21.0	43	0
Opponents	61	1408	23.1	94	2

FIELD GOALS	1-19	20-29	30-39	40-49	50+
Petrey	1-1	8-8	8-10	9-10	2-4
Bengals	1-1	8-8	8-10	9-10	2-4
Opponents	1-1	10-10	14-15	5-7	1-2

FIELD GOAL ATTEMPTS BY GAME:
Petrey: (386, 496) (195) (-) (216, 496) (47N) (47G) (366, 496, 50N) (22G, 33G) (36G, 44G, 36G, 47G, 26G, 26G) (50G, 40G) (29G, 46G, 34N) (43G, 32G, 51N) (-) (33N, 38G, 23G) 1 (-) (28G, 36G, 22G, 54G).

USUAL STARTERS

OFFENSE		DEFENSE	
WR	Carl Pickens	LE	John Copeland
LT	Kevin Sargent	LD	Keith Rucker
LG	Dave Cadigan	RD	Dan Wilkinson
C	Darrick Briz	RE	Alfred Williams
RG	Ken Moyer	LLB	James Francis
RT	Bruce Kozerski	MLB	Steve Tovar
TE	Tony Mc Gee	RLB	Ricardo McDonald
WR	Darvey Scott	LCB	Mike Brim
DB	Jeff Blake	RCB	Rod Jones
HB	Harold Green	SS	Louis Oliver
FB	Derrick Fenner	FS	Darryl Williams

FIELD GOAL ATTEMPTS BY GAME-cont'd:
Opponents: (19G, 22G) (37G, 20G) (43G, 24G, 28G, 35G) (45G, 24G) (28G, 27G, 32G) (-) (45G, 27G, 35G) (38N, 37G, 43G, 36G) (23G) (34G) (35G) (34G, 33G, 45N, 37G, 44N) (41G) (52G, 33G) (51N) (36G, 23G, 35G).

DEFENSE*		ST	AT	TT	Sks-	PD	FF	FR-Yds
Player	ST	AT	TT	Sks-	PD	FF	FR-Yds	
Tovar	95	27	122	3-23	3	3	2-0	
D. Williams	87	15	102	1-7	8	2	2-0	
Francis	88	13	101	4.5-35	6	3	0-0	
Rog. Jones	67	8	75	0-0	8	0	0-0	
Oliver	53	10	63	1-1	10	0	0-0	
Rucker	52	6	58	2-12	2	1	0-0	
Brim	44	4	48	0-0	15	0	1-1	
A. Williams	40	8	48	9.5-62	1	1	1-0	
Krumrie	38	9	47	1-8	1	0	0-0	
McDonald	30	15	45	1-3	0	1	0-0	
Wilkinson	37	7	44	5.5-37	1	0	0-0	
Copeland	36	5	41	1-6	1	0	0-0	
Vinson	29	5	34	0-0	0	1	0-0	
Sawyer	26	5	31	0-0	13	0	1-0	
Parlien	16	4	20	0-0	2	0	0-0	
Stephens	9	4	13	0-0	1	0	0-0	
Rog. Jones	5	2	7	1.5-16	0	0	0-0	
Braxton	3	2	5	0-0	0	0	0-0	
Wallerstedt	3	2	5	0-0	0	0	0-0	
J. Johnson	3	1	4	0-0	0	0	0-0	
Smith	2	0	2	0-0	0	0	0-0	
von Delhoffen	2	0	2	0-0	0	0	0-0	
Shaw	1	1	2	0-0	0	0	0-0	
Walker	1	1	2	0-0	1	0	0-0	
Stallings	1	0	1	0-0	0	0	0-0	

SPECIAL TEAMS*		ST	AT	TT	FF	FR-	BP	BFG	BXP
Player	ST	AT	TT	FF	FR-	BP	BFG	BXP	
Cothran	10	2	12	0	0	0	0	0	
Hardy	10	2	12	0	1	0	1	0	
Ball	9	3	12	0	0	0	0	0	
Rog. Jones	11	0	11	0	0	0	0	0	
Stephens	8	1	9	0	0	0	0	0	
Wallerstedt	8	0	8	0	0	0	0	0	
Fruit	4	2	6	0	0	0	0	0	
Braxton	5	0	5	0	0	0	0	0	
Tovar	5	0	5	0	0	0	0	0	
Jefferson	4	1	5	0	0	0	0	0	
Sawyer	4	0	4	0	0	0	0	0	
Vinson	4	0	4	0	0	0	0	0	
J. Johnson	3	0	3	0	0	0	0	0	
D. Williams	3	0	3	0	0	0	0	0	
McDonald	1	2	3	0	0	0	0	0	
L. Johnson	2	0	2	0	0	0	0	0	
Duckett	1	0	1	0	0	0	0	0	
Parlien	1	0	1	0	0	0	0	0	
Sadowski	1	0	1	0	0	0	0	0	
Walker	1	0	1	0	0	0	0	0	
Frisch	0	1	1						

1995 FINAL STATISTICS (7-9-0)

Head Coach: Dave Shula

Date	W/L	Score	Opponent	Att
Sept. 3	W	24-21	at Indianapolis	42, 445
Sept 10	W	24-17	Jacksonville	48, 318
Sept. 17	L	21-24	at Seattle	39, 492
Sept. 24	L	28-38	Houston	46, 332
Oct. 1	L	23-26	Miami	52, 671
Oct. 8	L	16-19	at Tampa Bay	41, 732
Oct. 19	W	27-9	at Pittsburgh	56, 684
Oct. 29	L	26-29	Cleveland	58, 639
Nov. 5	L	17-20	Oakland	51, 265
Nov. 12	W	32-25	at Houston	32, 998
Nov. 19	L	31-49	Pittsburgh	54, 636
Nov. 26	W	17-13	at Jacksonville	68, 249
Dec. 3	L	10-24	at Green Bay	60, 318
Dec. 10	W	16-10	Chicago	38, 642
Dec. 17	L	10-26	at Cleveland	55, 875
Dec. 24	W	27-24	Minnesota	34, 568

*Overtime

TEAM STATISTICS

	Bengals	Opponents
TOTAL FIRST DOWNS	288	355
Rushing	76	117
Passing	184	215
Penalty	28	23
3rd Down: Made-Att.	72-205	107-243
3rd Down Pct.	35.1	44.0
4th Down: Made-Att.	10-19	8-15
4th Down Pct.	52.6	53.3
POSSESSION AVG.	26:57	33:03
TOTAL NET YARDS	5192	6349
Avg. Per Game	324.5	396.8
Total Plays	975	1127
Avg. Per Play	5.3	5.6
NET YARDS RUSHING	1439	2104
Avg. Per Game	89.9	131.5
Total Rushes	364	483
NET YARDS PASSING	3753	4253
Avg. Per Game	234.6	265.5
Sacked-Yards Lost	25-162	42-267
Gross Yards	3915	4512
Att.-Completions	586-334	602-364
Completion Pct.	57.0	60.5
Had Intercepted	18	12
PUNTS-AVG.	70-41.6	64-38.4
Net Punting Avg.	38.3	33.3
PENALTIES-YARDS	103-835	116-1143
FUMBLES-BALL LOST	23-14	27-12
TOUCHDOWNS	37	37
Rushing	7	10
Passing	29	25
Returns	1	2

Score by Periods	1	2	3	4	OT	Tot
Bengals	52	99	93	102	3	349
Opponents	70	131	56	114	3	374

SCORING	TD	Ru	Rc	Rt	K-PAT	FG	S	P
Pellry	0	0	0	0	34-34	29-36	0	121
Pickens	17	0	17	0	-	-	0	102
Scott	5	0	5	0	-	-	0	30
To, McGee	4	0	4	0	-	-	0	24
Bieniemy	3	3	0	0	-	-	0	18
Green	3	2	1	0	-	-	0	18
Blake	2	2	0	0	-	-	0	14
Dunn	1	0	1	0	-	-	0	6
Rog. Jones	1	0	0	1	-	-	0	6
Tuten	1	0	1	0	-	-	0	6
Williams	0	0	0	0	-	-	1	2
TEAM	0	0	0	0	-	-	1	2
Bengals	37	7	29	1	34-34	29-36	0	374
Opponents	37	10	25	2	34-34	38-49	0	374

*Includes a two-point conversion.
Two-point conversions: Blake. **Bengals 1-3;**
Opponents 2-3.

PASSING	Att	Cmp	Yds	Cmp %	Yds/Att	TD	Int	Int %	Sack-	Lost	Rat	
Blake	567	326	3822	57.5	6.74	28	4.9	17	3.0	88†	24-152	82.9
Klingler	15	7	86	46.7	5.87	1	6.7	1	6.7	33	1-10	59.1
Bieniemy	2	0	0	0.0	0.00	0	0.0	0	0.0	-	0-0	39.6
Johnson	1	1	5	100.0	5.00	0	0.0	0	0.0	5	0-0	87.5
Dunn	1	0	0	0.0	0.00	0	0.0	0	0.0	-	0-0	39.6
Bengals	586	334	3915	57.0	6.68	29	4.9	18	3.1	88†	25-162	81.1
Opponents	602	364	4512	60.5	7.50	25	4.2	12	2.0	71†	42-267	89.2

RUSHING	No	Yds	Avg	Lg	TD
Green	171	661	3.9	23†	2
Bieniemy	98	381	3.9	27	3
Blake	53	309	5.8	30	2
Coltran	16	62	3.9	15	0
Joseph	16	40	2.5	8	0
Scott	5	11	2.2	9	0
Pickens	1	6	6.0	6	0
Burns	1	1	1.0	1	0
Hill	1	-3	-3.0	-3	0
Dunn	1	-13	-13.0	-13	0
Johnson	1	-16	-16.0	-16	0
Bengals	364	1439	4.0	30	7
Opponents	483	2104	4.4	38	10

RECEIVING	No	Yds	Avg	Lg	TD
Pickens	99	1234	12.5	68†	17
To, McGee	55	754	13.7	41	4
Scott	52	821	15.8	88†	5
Bieniemy	43	424	9.9	33	0
Green	27	182	6.7	24	1
Joseph	20	118	5.9	13	0
Dunn	17	209	12.3	37	1
Coltran	8	44	5.5	15	0
Sadowski	5	37	7.4	12	0
Hill	4	44	11.0	18	0
Ware	2	36	18.0	21	0
Tuten	2	12	6.0	9	1
Bengals	334	3915	11.7	88†	29
Opponents	364	4512	12.4	71†	25

INTERCEPTIONS	No	Yds	Avg	Lg	TD
Walker	4	56	14.0	23	0
Sawyer	2	61	30.5	61	0
A. Collins	2	3	1.5	3	0
Rog. Jones	1	24	24.0	24	0
Rod. Jones	1	17	17.0	17	1
Tovar	1	13	13.0	13	0
Williams	1	1	1.0	1	0
Bengals	12	175	14.6	61	1
Opponents	18	307	17.1	74	2

PUNTING	No	Yds	Avg	Net	TB	In20	Lg	B
Joseph	66	2861	42.1	38.6	4	26	61	0
Pellry	2	52	26.0	26.0	0	0	27	0
Bengals	70	2913	41.6	38.3	4	26	61	0
Opponents	64	2455	38.4	33.3	11	22	64	1

PUNT RETURNS	Ret	FC	Yds	Avg	Lg	TD
Sawyer	9	8	58	6.4	21	0
Bieniemy	7	1	47	6.7	10	0
Pickens	5	2	-2	-0.4	4	0
Bailey	0	1	0	-	-	0
Query	0	1	0	-	-	0
Bengals	21	13	103	4.9	21	0
Opponents	27	20	154	5.7	19	0

KICKOFF RETURNS	No	Yds	Avg	Lg	TD
Dunn	50	1092	21.8	45	0
Hill	17	454	26.7	55	0
Bieniemy	8	168	21.0	34	0
Sawyer	2	50	25.0	28	0
Joseph	1	17	17.0	17	0
von Dethoffen	1	10	10.0	10	0
A. Collins	1	-3	-3.0	-3	0
Bengals	80	1788	22.4	62	0
Opponents	65	1475	22.7	64	0

FIELD GOALS	1-19	20-29	30-39	40-49	50+
Pellry	0-0	8-9	10-11	10-14	1-2
Bengals	0-0	8-9	10-11	10-14	1-2
Opponents	1-1	13-14	14-17	8-13	2-4

FIELD GOAL ATTEMPTS BY GAME:
Pellry: (25G, 44G, 32G, 38G, 47G) (42G, 48N) (38N, 49N) (-) (28G, 45N) (34G, 45G, 44G) (31G, 23G) (37G, 63N, 41N) (45G, 28G, 48G) (33G, 49G, 27G) (27G) (31G) (28G) (28G, 37G, 39G, 42N) (30G, 22B) (44G, 51G).
(continues)

USUAL STARTERS

OFFENSE	DEFENSE
WR Carl Pickens	LE John Copeland
LT Kevin Sargent	LDT Dan Wilkinson
LG Scott Brumfield	RDT Keith Rucker
CG Derrick Briz	RE Artie Smith
R Bruce Kozerski	LLB James Francis
Todd Kalis	MLB Steve Tovar
RT Joe Walter	RLB Ricardo McDonald
TE Tony McGee	LCB Roger Jones
WR Darnay Scott	RCB Corey Sawyer
QB Jeff Blake	Rod Jones
HB Harold Green	SS Darryl Walker
FB Jeff Coltran	FS Bruce Williams

FIELD GOAL ATTEMPTS BY GAME-cont'd:
Opponents: (27G, 40G, 42N) (29G) (53N, 38G) (41G) (21G, 46G, 36G, 35G) (25G, 47N, 27G, 45N, 33G, 53G) (39N, 36N, 25G, 28G, 38G) (44G, 25G, 38G, 38G, 28G) (37G, 50N, 46G) (40G, 34G, 34G, 23G) (50G, 26G) (41N, 47B, 36G, 39G) (41G, 47G) (37G, 42G, 19G, 35G) (20G, 38N, 25N).

DEFENSE*	Player	ST	AT	TT	Yds	Sks-	PD	FF	FR-
Tovar	77	22	99	1-1	5	2	0	0	0
Williams	78	20	98	1-9	10	0	3	0	0
Rog. Jones	75	11	86	2-8	11	2	0	0	0
Walker	60	25	85	4-0	13	1	2	9	0
Francis	55	10	65	3-27	6	1	0	0	0
McDonald	47	17	64	5-17	1	1	1	1	0
A. Collins	50	12	62	4-30	6	0	0	0	0
Copeland	53	8	61	9-61	4	2	0	0	0
Sawyer	49	4	53	2-22	17	2	0	0	0
Smith	38	6	44	2-4	0	2	0	0	0
Rucker	32	10	42	2-8	0	1	0	0	0
Wilkinson	30	10	40	8-48	1	1	0	0	0
Rod Jones	38	1	39	0-0	9	0	1	0	0
Wheeler	21	7	28	0-0	5	0	0	0	0
Wallerstedt	20	2	22	0-0	1	0	0	0	0
Shields	14	2	16	0-0	1	0	0	0	0
Stallins	14	2	16	1-18	0	1	1	0	0
Shelling	15	0	15	0-0	1	0	0	0	0
von Dethoffen	7	1	8	0-0	1	0	0	0	0
Oglesby	3	1	4	1-3	0	0	0	0	

1996 FINAL STATISTICS (8-8-0)

Head Coaches: Dave Shula (1-6), Bruce Coslet (7-2)

Date	W/L	Score	Opponent	Att
Sept. 1	L	16-26	at St. Louis	62,659
Sept. 8	L	14-27	at San Diego	55,860
Sept. 15	W	30-15	New Orleans	45,412
Sept. 29	L	10-14	Denver	51,798
Oct. 6	L	27-30	Houston	44,660
Oct. 13	L	10-20	at Pittsburgh	58,875
Oct. 20	L	21-28	at San Francisco	63,218
Oct. 27	W	28-21	Jacksonville	45,890
Nov. 3	W	24-21	at Baltimore	60,743
Nov. 10	W	34-24	Pittsburgh	57,265
Nov. 17	L	17-31	at Buffalo	75,549
Nov. 24	W	41-31	Atlanta	44,868
Dec. 1	L	27-30	at Jacksonville	57,408
Dec. 8	W	21-14	Baltimore	43,022
Dec. 15	W	21-13	at Houston	15,131
Dec. 22	W	31-24	Indianapolis	49,389

TEAM STATISTICS

	Bengals	Opponents
TOTAL FIRST DOWNS	332	317
Rushing	114	109
Passing	190	198
Penalty	28	12
3rd Down: Made-Att.	102-236	94-214
3rd Down Pct.	43.2	43.9
4th Down: Made-Att.	5-12	8-13
4th Down Pct.	41.7	61.5
POSSESSION AVG.	31-33	28-27
TOTAL NET YARDS	5225	5469
Avg. Per Game	326.6	341.8
Total Plays	1088	1047
Avg. Per Play	4.8	5.2
NET YARDS RUSHING	1793	1643
Avg. Per Game	112.1	102.7
Total Rushes	478	444
NET YARDS PASSING	3432	3825
Avg. Per Game	214.5	239.1
Sacked-Yards Lost	47-294	32-202
Gross Yards	3726	4028
Att.-Completions	563-316	571-319
Completion Pct.	56.1	55.9
Had Intercepted	16	34
PUNTS-AVERAGE	82-44.3	61-44.4
Net Punting Avg.	34.0	38.5
PENALTIES-YARDS	90-678	102-768
FUMBLES-BALL LOST	19-9	16-10
TOUCHDOWNS	43	42
Rushing	14	15
Passing	25	22
Returns	4	5

Score by Periods

	1	2	3	4	OT	Total
Bengals	57	111	65	139	0	372
Opponents	67	105	86	108	3	369

SCORING

	TD-Ru	Rc-Rt	K-PAT	FG	S	TP
Pelfrey	0	0	0	41-41	23-28	0 110
Pickens	12	0	12	0	0	7 74
Carter	9	8	1	0	0	5 54
Scott	5	0	5	0	0	30 30
McGee	4	0	4	0	0	24 24
Bienemy	2	2	0	0	0	12 12
Blake	2	2	0	0	0	12 12
Dunn	2	0	1	1	0	12 12
Hearst	1	0	1	0	0	8 8
Ambrose	1	0	0	1	0	6 6
Cottrhan	1	1	0	0	0	6 6
Francis	1	0	0	1	0	6 6
Hundon	1	0	1	0	0	6 6
Milne	1	1	0	0	0	6 6
Spencer	1	0	0	1	0	6 6
Bengals	43	14	25	4	41	238
Opponents	45	22	5	40	40	369

*Includes a two-point conversion.
Two-point conversions: Hearst, Pickens.
Bengals 2-2; Opponents 1-2.

	RUSHING	No	Yds	Avg	Lg	TD
Hearst	225	847	3.8	24	0	
Blake	72	317	4.4	18	2	
Bienemy	56	269	4.8	33	2	
Carter	91	264	2.9	31	8	
Cottrhan	15	44	2.9	9	1	
Wilhelm	6	24	4.0	18	0	
Milne	8	22	2.8	5	1	
Scott	3	4	1.3	8	0	
Pickens	2	2	1.0	2	0	
Bengals	478	1793	3.8	33	14	
Opponents	444	1643	3.7	45	15	

	RECEIVING	No	Yds	Avg	Lg	TD
Pickens	100	1180	11.8	61	12	
Scott	58	833	14.4	50	5	
McGee	38	446	11.7	22	4	
Dunn	32	509	15.9	40	1	
Bienemy	32	272	8.5	42	0	
Carler	22	169	7.7	20	1	
Hearst	12	131	10.9	40	1	
Battaglia	8	79	9.9	17	0	
Cottrhan	7	49	7.0	14	0	
Milne	3	29	9.7	15	0	
Sadowski	3	15	5.0	8	0	
Hundon	1	14	14.0	14	1	
Bengals	316	3726	11.8	61	25	
Opponents	319	4028	12.6	57	22	

	INTERCEPTIONS	No	Yds	Avg	Lg	TD
Ambrose	8	63	7.9	31	1	
Spencer	5	48	9.6	34	0	
Tovar	4	42	10.5	24	0	
Francis	3	61	20.3	42	1	
Walker	2	35	17.5	35	0	
Myers	2	10	5.0	10	0	
Rode Jones	2	2	1.0	2	0	
Orlando	2	0	0.0	0	0	
Sawyer	2	0	0.0	0	0	
Rog. Jones	1	30	30.0	30	0	
Dixon	1	10	10.0	10	0	
Wilkinson	1	7	7.0	7	0	
Langford	1	0	0.0	0	0	
Bengals	34	308	9.1	42	2	
Opponents	16	172	10.8	61	1	

	PUNTING	No	Yds	Avg	Net	TB	In20	Lg	B
L. Johnson	80	3630	45.4	34.4	17	16	67	1	
Pelfrey	1	4	4.0	4.0	0	0	4	0	
Bengals	81	3634	44.3	34.0	17	16	67	1	
Opponents	62	2706	44.4	38.5	7	20	65	0	

	PUNT RETURNS	Ret	FC	Yds	Avg	Lg	TD
Sawyer	15	5	117	7.8	62	0	
Myers	9	2	51	5.7	12	0	
Dunn	7	1	54	7.7	20	0	
Hundon	1	0	-7	-7.0	-7	0	
Pickens	1	0	-2	-2.0	-2	0	
Bengals	33	8	217	6.6	62	0	
Opponents	38	6	502	13.2	64	0	

	KICKOFF RETURNS	No	Yds	Avg	Lg	TD
Dunn	35	782	22.3	90	1	
Sawyer	12	241	20.1	33	0	
Hundon	10	237	23.7	31	0	
Hill	9	173	19.2	29	0	
Sadowski	2	7	3.5	7	0	
Battaglia	1	8	8.0	8	0	
Cottrhan	1	11	11.0	11	0	
Bengals	70	1459	20.8	90	1	
Opponents	69	1642	23.8	95	1	

	FIELD GOALS	1-19	20-29	30-39	40-49	50+
Pelfrey	1-1	7-7	10-11	5-9	0-0	
Bengals	1-1	7-7	10-11	5-9	0-0	
Opponents	0-0	9-9	6-7	9-12	1-2	

FIELD GOAL ATTEMPTS BY GAME:
Pelfrey: (27G, 35G, 47G) (-) (33G, 21G, 35G, 37N) (44G) (42G, 31G, 40N) (19G) (-) (-) (41G, 49G, 34G) (32G, 34G) (30G) (36G, 20G) (42B, 22G, 34G) (49N, 23G, 26G) (47N) (25G).

(continued)

	PASSING	Att	Cmp	Yds	Cmp %	Yds/Att	TD	Int	Int %	Lg	Sack-Lost	Rat
Blake	549	308	3624	56.1	6.60	24	4.4	14	2.6	61	44-278	80.3
Wilhelm	13	7	90	53.8	6.92	1	7.7	2	15.4	38	3-16	61.9
Pickens	1	1	12	100.0	12.00	0	0.0	0	0.0	12	0-0	116.7
Bengals	563	316	3726	56.1	6.62	25	4.4	16	2.8	61	47-294	79.4
Opponents	571	319	4028	55.9	7.05	22	3.9	34	6.0	57	32-202	66.1

USUAL STARTERS

OFFENSE	DEFENSE
WR Carl Pickens	LE John Copeland
LT Willie Anderson	LDT Dan Wilkinson
Melvin Tuten	ROT Tim Johnson
LG Brian Brahan	RE Artie Smith
C Darrick Briz	LLB James Francis
RG Ken Blackman	MLB Steve Tovar
Scott Brumfield	RLB Ricardo McDonald
RT Joe Walker	LCB Ashley Ambrose
TE Tony McGee	REB Artie Spencer
WR Darnay Scott	SS Bracey Walker
QB Jeff Blake	FS Bo Orlando
HB Garrison Hearst	
FB Jeff Coltrhan	

FIELD GOAL ATTEMPTS BY GAME* cont'd:
Opponents: (44N, 42G, 20G, 29G, 20G) (47G, 23G) (51G, 37G, 25G) (-) (40G, 32G, 49G) (33G, 22G) (-) (-) (-) (46G, 42N) (22G) (33G, 54N) (25G, 46G, 40G, 39G, 20G) (45N) (46G, 34N, 42G) (32G).

	DEFENSE*	Player	ST	AT	TT	Sks	Yds	PD	FF	FR-
Tovar	74	30	104	3-15	11	0	0	0	0	0
Orlando	72	12	84	1-6	7	1	0	0	0	0
Francis	62	8	70	1-3	6	1	3	0	0	0
Walker	57	13	70	0-0	4	1	0	0	0	0
Spencer	55	8	63	0-0	22	0	1	0	0	0
McDonald	46	15	61	5-32	1	1	0	0	0	0
Ambrose	44	6	50	0-0	24	1	0	0	0	0
Wilkinson	37	7	44	6.5-51.5	3	0	1	0	0	0
T. Johnson	38	3	41	2.5-22	2	0	0	0	0	0
Copeland	35	6	41	3-18.5	6	1	0	0	0	0
Sawyer	32	6	38	1.5-11.5	10	1	0	0	0	0
Smith	19	7	26	1-8	1	0	1	0	0	0
Langford	20	4	24	2-6	1	0	1	0	0	0
Tumulty	16	8	24	0-0	1	0	0	0	0	0
Dixon	15	6	21	0-0	1	0	0	0	0	0
Myers	17	1	18	0-0	3	0	0	0	0	0
Stallings	13	2	15	2-6	0	2	0	0	0	0
von Oelhoffen	11	4	15	1-2.5	0	0	0	0	0	0
Rode Jones	13	1	14	0-0						

1997 FINAL STATISTICS (7-9-0)

USUAL STARTERS

Head Coach: Bruce Coslet

Date	W/L	Score	Opponent	Att
Aug. 31	W	24-21	Arizona	53,644
Sept. 7	L	10-23	at Baltimore	52,968
Sept. 21	L	20-38	at Denver	73,871
Sept. 28	L	14-31	N.Y. Jets	57,206
Oct. 5	L	13-21	at Jacksonville	67,128
Oct. 12	L	7-30	at Tennessee	17,071
Oct. 19	L	10-26	Pittsburgh	60,020
Oct. 26	L	27-29	at N.Y. Giants	72,584
Nov. 2	W	38-31	San Diego	53,754
Nov. 9	W	28-13	at Indianapolis	58,473
Nov. 16	L	3-20	at Pittsburgh	55,226
Nov. 23	W	31-26	Jacksonville	55,156
Nov. 30	L	42-44	at Philadelphia	66,623
Dec. 4	W	41-14	Tennessee	49,086
Dec. 14	W	31-24	Dallas	60,043
Dec. 21	W	16-14	Baltimore	50,917

TEAM STATISTICS	Bengals	Opponents
TOTAL FIRST DOWNS	310	351
Rushing	104	141
Passing	171	188
Penalty	35	22
3rd Down Made-Ait.	88-214	102-227
3rd Down Pct.	41.1	44.9
4th Down Made-Ait.	10-20	11-16
4th Down Pct.	50.0	68.8
POSSESSION AVG.	27.56	32.04
TOTAL NET YARDS	5282	5682
Avg. Per Game	330.1	355.1
Total Plays	1002	1091
Avg. Per Play	5.3	5.2
NET YARDS RUSHING	1966	2223
Avg. Per Game	122.9	138.9
Total Rushes	452	514
NET YARDS PASSING	3316	3459
Avg. Per Game	207.3	216.2
Sacked-Yards Lost	46-287	35-209
Gross Yards	3603	3668
Att.-Completions	504-302	542-309
Completion Pct.	59.9	57.0
Had Intercepted	9	13
PUNTS-AVERAGE	81-42.9	69-44.7
Net Punting Avg.	35.9	40.3
PENALTIES-YARDS	98-877	107-951
FUMBLE-BALL LOST	25-13	23-10
TOUCHDOWNS	46	48
Rushing	23	15
Passing	21	30
Returns	2	2

INTERCEPTIONS	No	Yds	Avg	Lg	TD
Sawyer	4	44	11.0	37	0
Ambrose	3	56	18.7	29	0
Mack	1	29	29.0	29	0
Myers	1	25	25.0	25	0
Shade	1	21	21.0	21	0
Francis	1	7	7.0	7	0
Orlando	1	3	3.0	3	0
Spencer	1	-2	-2.0	-2	0
Bengals	13	183	14.1	37	0
Opponents	9	26	2.9	18	0

PUNTING	No	Yds	Avg	Net	Rt	In	Lg	TD
Johnson	81	3471	42.9	35.9	8	27	66	0
Bengals	81	3471	42.9	35.9	8	27	66	0
Opponents	69	3082	44.7	40.3	5	21	59	0

PUNT RETURNS	Ret	FC	Yds	Avg	Lg	TD
Myers	26	19	201	7.7	18	0
Bengals	26	19	201	7.7	18	0
Opponents	35	10	407	11.6	85	2

KICKOFF RETURNS	No	Yds	Avg	Lg	TD
Bieniemy	34	789	23.2	102	1
Dunn	19	487	25.6	85	0
Hundon	10	169	16.9	28	0
Dillon	6	182	30.3	58	0
Twyner	4	72	18.0	24	0
Carter	1	9	9.0	9	0
Bengals	74	1708	23.1	102	1
Opponents	67	1406	21.0	45	0

FIELD GOALS	1-19	20-29	30-39	40-49	50+
Pellrey	0-0	4-4	3-3	5-7	0-2
Bengals	0-0	4-4	3-3	5-7	0-2
Opponents	1-1	7-8	8-10	8-10	0-0

FIELD GOAL ATTEMPTS BY GAME:

Pellrey: (38G) (46G, 51N, 43N, 46B) (56N, 38G, 43G) (-) (-) (-) (33G) (-) (27G) (-) (25G) (20G) (-) (26G, 40G) (42G) (44G).

Opponents: (-) (37G, 32G, 41G) (25G) (44G, 36N) (27N) (40N, 47G, 45G, 19G) (43G, 32G) (35G) (45G) (31N, 42G, 45G) (34G, 25G) (21G, 35G, 29G, 25G) (33G, 25G, 31G) (-) (23G) (44N).

PASSING	Att	Cmp	Yds	%	Att	TD	Int	%	Lg	Sack-	Lost	Rat
Blake	317	184	2125	58.0	6.70	8	2.5	7	2.2	50	39-244	77.6
Esiason	186	118	1478	63.4	7.95	13	7.0	2	1.1	77	7-43	106.9
Carter	1	0	0.0	0.0	0.0	0	0.0	0.0	-	0	0-0	39.6
Bengals	504	302	3603	59.9	7.15	21	4.2	9	1.8	77	46-287	88.3
Opponents	542	309	3668	57.0	6.77	30	5.5	13	2.4	83	35-209	86.2

*Includes a two-point conversion:
Two-point conversions: McGee, Bengals 1-3;
Opponents 0-3.

OFFENSE	DEFENSE
WR Carl Pickens	LE John Copeland
LT Kevin Sargent	NT Kimon Oelhoffen
Rod Jones	RE Dan Wilkinson
LG Rich Braham	LOLB James Francis
C Darrick Briz	LILB Tom Tumulty
RG Ken Blackman	RILB Ricardo McDonald
RT Willie Anderson	ROLB Gerald Dixon
TE Tony McGee	LCB Ashley Ambrose
WR Darnay Scott	RCB Jimmy Spencer
QB Jeff Blake	SS Sam Shade
HB Ki-Jana Carter	FS Greg Myers
Corey Dillon	
FB Brian Milne	

DEFENSE*	ST	AT	TT	Sks-	Yds	PD	FF	FR-
Shade	81	15	96	4-25	7	1	1-0	
Myers	67	15	82	0-0	6	0	0-0	
McDonald	50	14	64	1-3	3	0	0-0	
Ambrose	57	2	59	1-10	26	0	2-0	
Francis	46	11	57	3.5-9.5	6	2	1-0	
Tumulty	40	16	56	1-5	2	0	0-0	
Dixon	41	9	50	8.5-55.5	2	1	0-0	
Copeland	35	14	49	3-16	1	0	2-25	
Paul	41	7	48	0-0	6	0	1-0	
von Oelhoffen	32	10	42	0-0	0	0	0-0	
Buckner	32	7	39	0-0	0	2	0-0	
Spencer	36	2	38	0-0	12	0	0-0	
Tovar	30	6	36	0-0	1	0	0-0	
Wilkinson	24	10	34	5-29	2	1	0-0	
Sawyer	28	3	31	0-0	13	0	0-0	
Collins	25	5	30	3-10	0	1	0-0	
Wilson	22	2	24	3-23	1	1	0-0	
Orlando	20	4	24	1-7	4	1	0-0	
Granville	16	4	20	0-0	2	0	0-0	
Mack	14	4	18	0-0	1	0	0-0	
Langford	9	5	14	1-14	1	0	0-0	
Stallings	6	0	6	0-0	0	0	0-0	
Purvis	2	1	3	0-0	0	0	0-0	
Terry	2	1	3	0-0	0	0	0-0	
Curtis	2	0	2	0-0	0	0	0-0	
Lot	1	0	1	0-0	0	0	0-0	

SPECIAL TEAMS*	ST	AT	TT	FF	FR-	BP	BFG	BXP
Coplin	17	2	19	0	0	0	0	0
Shade	15	2	17	0	0	0	0	0
Dixon	15	0	15	0	0	0	0	0
Tovar	7	1	8	0	0	0	0	0
Fruit	7	0	7	0	0	0	0	0
Myers	5	1	6	0	0	0	0	0
Sawyer	4	1	5	0	0	0	0	0
Battaglia	4	0	4	0	0	0	0	0
Granville	3	1	4	0	0	0	0	0
Bieniemy	3	0	3	0	0	0	0	0
Bush	3	0	3	0	0	0	0	0
Orlando	2	1	3	0	0	0	0	0
Terry	2	1	3	0	0	0	0	0
Tumulty	2	1	3	0	0	0	0	0
McDonald	2	0	2	0	0	0	0	0
Curtis	1	0	1	0	0	0	0	0
Hundon	1	0	1	0	0	0	0	0
Jenkins	1	0	1	0	0	0	0	0
Paul	1	0	1	0	0	0	0	0
Wright	1	0	1	0	0	0	0	0
Milne	0	1	1	0	0	0	0	0

MISCELLANEOUS DEFENSE*	Player	ST	AT	TT	FF	FR-Yds
Dunn	3	0	3	0	0	0-0
Scott	2	0	2	0	0	0-0
Sargent	1	1	2	0	0	0-0
Anderson	1	0	1	0	0	0-0
Bieniemy	1	0	1	0	0	0-0
Blackman	1	0	1	0	0	0-0
Carter	1	0	1	0	0	0-0
Hundon	1	0	1	0	0	0-0
Pickens	1	0	1	0	0	0-0
Briz	0	1	1	0	0	0-0

*Press box statistics

STAFF
ROSTERS
VETERANS
FIRST-YEAR FREE AGENTS
2005 DRAFT CHOICES
COLLEGE FREE AGENTS
2004 REVIEW
HISTORY
RECORDS
STADIUM, NFL & MEDIA

1998 FINAL STATISTICS (3-13-0)

Head Coach: Bruce Coslet

Date	W/L	Score	Opponent	All
Sept. 6	L	14-23	Tennessee	55,848
Sept. 13	W	34-28*	at Detroit	66,354
Sept. 20	L	6-13	Green Bay	56,346
Sept. 27	L	24-31	at Baltimore	68,154
Oct. 11	W	25-20	Pittsburgh	59,979
Oct. 18	L	14-44	at Tennessee	33,288
Oct. 25	L	10-27	at Oakland	40,089
Nov. 1	L	26-33	Denver	59,974
Nov. 8	L	11-24	at Jacksonville	67,400
Nov. 15	L	3-24	at Minnesota	64,232
Nov. 22	L	13-20	Baltimore	52,571
Nov. 29	L	17-34	Buffalo	56,432
Dec. 6	L	20-33	Jacksonville	54,359
Dec. 13	L	26-39	at Indianapolis	55,179
Dec. 20	W	25-24	at Pittsburgh	52,017
Dec. 27	L	0-35	Tampa Bay	49,826

*Overtime

TEAM STATISTICS	Bengals	Opponents
TOTAL FIRST DOWNS	271	310
Rushing	92	142
Passing	148	152
Penalty	31	16
3rd Down Made-Att	76-224	89-200
3rd Down Pct.	33.9	44.5
4th Down Made-Att	11-29	4-9
4th Down Pct.	37.9	44.4
POSSESSION AVG.	28.31	31.29
TOTAL NET YARDS	4824	5763
Avg. Per Game	301.5	360.2
Total Plays	979	992
Avg. Per Play	4.9	5.8
NET YARDS RUSHING	1639	2612
Avg. Per Game	102.4	163.3
Total Rushes	405	558
NET YARDS PASSING	3185	3151
Avg. Per Game	199.1	196.9
Sacked-Yards Lost	53-360	28-199
Gross Yards	3545	3350
Att.-Completions	521-307	406-233
Completion Pct.	58.9	57.4
Had Intercepted	12	13
PUNTS-AVERAGE	81-44.2	64-44.5
Net Punting Avg.	35.2	39.6
PENALTIES-YARDS	69-620	127-1012
FUMBLES-BALL LOST	21-10	12-7
TOUCHDOWNS	31	53
Rushing	7	23
Passing	20	23
Returns	4	7

SCORE BY PERIODS	1	2	3	4	OT	Tot
Bengals	26	90	66	80	6	268
Opponents	113	143	99	97	0	452

SCORING	TD-Ru	Rc	Ri	K-PAT	FG	S	TP
Pelfrey	0	0	0	21-21	19-27	0	78
Scott	7	0	7	0	-	-	42
Pickens	5	4	0	5	-	-	32
Dillon	5	4	1	0	-	-	30
Gibson	4	0	3	1	-	-	24
Bennett	2	2	0	0	-	-	12
Battaglia	1	0	1	0	-	-	6
Hudson	1	0	1	0	-	-	6
Mack	1	0	1	0	-	-	6
McGee	1	0	1	0	-	-	6
Milne	1	0	1	0	-	-	6
Sawyer	1	0	1	0	-	-	6
Shade	1	0	1	0	-	-	6
Williams	1	0	1	0	-	-	6
Justin	0	0	0	0	-	-	2
Bengals	31	7	20	4	21-21	19-27	0
Opponents	53	23	23	7	51-51	27-31	0

*Includes a two-point conversion.
Two-point conversions: Justin, Pickens.
Bengals 2-9; Opponents 1-2.

PASSING	Att	Cmp	Yds	%	Att	TD	TD	Int	Lg	Sack-	Rat	
O'Donnell	343	212	2216	61.8	6.46	15	4.4	4	12	767	30-217	90.2
Blake	93	51	739	54.8	7.95	3	3.2	3	32	671	15-79	78.2
Justin	63	34	426	54.0	6.76	1	1.6	3	4.8	41	7-60	60.7
Kresser	21	10	164	47.6	7.81	1	4.8	2	9.5	37	0-0	50.6
Pelfrey	1	0	0	0.0	0.00	0	0.0	0	0.0	0	0-0	39.6
Dillon	0	0	0	-	-	0	-	-	-	-	-	-
Bengals	521	307	3545	58.9	6.80	20	3.8	12	2.3	761	53-360	82.7
Opponents	406	233	3350	57.4	8.25	23	5.7	13	3.2	731	28-199	89.8

RUSHING	No	Yds	Avg	Lg	TD
Dillon	262	1130	4.3	66	4
Bennett	77	243	3.2	17	2
Blake	15	103	6.9	18	0
Bieniemy	17	56	3.3	9	0
Milne	10	41	4.1	10	1
O'Donnell	13	34	2.6	10	0
Scott	2	10	5.0	8	0
Gibson	1	9	9.0	9	0
Blair	1	4	4.0	4	0
Carter	2	4	2.0	4	0
Pickens	2	4	2.0	4	0
Justin	1	2	2.0	2	0
Costello	1	0	0.0	0	0
Kresser	1	-1	-1.0	-1	0
Bengals	405	1639	4.0	66	7
Opponents	558	2612	4.7	67	23

RECEIVING	No	Yds	Avg	Lg	TD
Pickens	82	1023	12.5	67	5
Scott	51	817	16.0	70	7
Dillon	28	178	6.4	41	1
Bieniemy	27	153	5.7	15	0
Milne	25	124	4.8	18	0
McGee	22	363	16.5	40	1
Gibson	19	258	13.6	76	3
Hudson	10	112	11.2	17	1
Battaglia	10	47	4.7	16	1
Bennett	8	153	19.1	55	0
Jackson	7	165	23.6	47	0
Williams	6	81	13.5	19	1
Carter	6	25	4.2	8	0
Bush	4	39	9.8	18	0
Blair	1	7	7.0	7	0
Bengals	307	3545	11.5	76	20
Opponents	233	3350	14.4	71	23

INTERCEPTIONS	No	Yds	Avg	Lg	TD
Shade	3	33	11.0	32	0
Hawkins	3	21	7.0	12	0
Ambrose	2	0	0.0	0	0
Sawyer	1	58	58.0	58	1
B. Simmons	1	18	18.0	18	0
Ross	1	11	11.0	11	0
Copeland	1	0	3.0	3	0
Randolph	1	0	0.0	0	0
Bengals	13	144	11.1	58	1
Opponents	12	206	17.2	56	1

PUNTING	No	Yds	Avg	Net	TB	In20	Lg	B
Johnson	69	3083	44.7	35.6	8	14	69	1
Costello	10	495	49.5	32.7	3	0	73	1
Bengals	81	3578	44.2	35.2	11	14	73	2
Opponents	64	2850	44.5	39.6	4	29	72	0

PUNT RETURNS	Ret	FC	Yds	Avg	Lg	TD
Gibson	27	19	216	8.1	65	1
Williams	2	3	16	8.0	10	0
Bengals	29	22	234	8.1	65	1
Opponents	36	15	583	14.0	87	1

KICKOFF RETURNS	No	Yds	Avg	Lg	TD
Mack	45	1165	25.9	97	1
Gibson	17	372	21.9	30	0
Bieniemy	5	87	17.4	22	0
Bennett	1	61	20.3	21	0
Battaglia	1	5	5.0	5	0
Williams	1	20	20.0	20	0
Bengals	72	1710	23.8	97	1
Opponents	46	1199	26.1	51	0

FIELD GOALS	1-19	20-29	30-39	40-49	50+
Pelfrey	1-1	4-4	6-7	6-10	2-5
Bengals	1-1	4-4	6-7	6-10	2-5
Opponents	0-1	5-6	12-12	8-10	2-2

FIELD GOAL ATTEMPTS BY GAME:
Pelfrey: (-) (35N, 48B) (37G, 19G) (48G) (44G, 48G) (-) (53N, 51G) (25G, 23G, 52N) (50G) (37G) (40G, 34G) (42N, 30G) (-) (41G, 26G) (33G, 37G, 43G, 53N, 46N, 21G) (40N).

(continued)

USUAL STARTERS

OFFENSE	DEFENSE
WR Carl Pickens	LE Michael Bankston
LT Kevin Sargent	NT Kim von Oelhofen
LG Rich Braham	RE Clyde Simmons
C Darrick Brizl	LOLB James Francis
RG Ken Blackman	LILB Brian Simmons
Mike Goff	RILB Takeo Spikes
RT Willie Anderson	ROLB Reinard Wilson
TE Tony McGee	RCB Ashley Ambrose
WR Darnay Scott	LCB Artrell Hawkins
DB Neil O'Donnell	SS Sam Shade
HB Corey Dillon	FS Greg Myers
FB Brian Milne	

FIELD GOAL ATTEMPTS BY GAME cont'd:
Opponents: (38G, 31G, 48G, 47N) (-) (30G, 35G) (46G) (40G, 40G) (35G, 38G, 42G) (28N, 22G, 48G, 48N) (33G, 37G) (39G) (32G) (34G, 23G) (23G, 47G) (20G, 52G, 46G, 34G) (50G) (22G) (18N).

DEFENSE*	ST	AT	TT	Sks-	Yds	PD	FF	FR-Yds
Player	ST	AT	TT	Sks-	Yds	PD	FF	FR-Yds
Spikes	95	17	112	2-19	0	0	0	0-0
B. Simmons	62	16	78	3-18	2	1	1	2-22
Shade	60	18	78	1-8	6	0	2	5-55
Hawkins	65	5	70	1-9	17	2	1	2-125
Bankston	49	20	70	4.5-19.5	1	0	1	0-15
Myers	54	15	69	0-0	4	0	1	0-10
Wilson	46	17	63	6-39.5	1	2	0	0-0
Bell	45	3	48	1-8	3	0	0	0-0
von Oelhofen	36	9	45	0-0	3	0	0	0-0
Ambrose	36	4	40	0-0	15	0	0	0-0
Francis	32	5	37	0-0	5	2	0	0-0
C. Simmons	28	2	30	5-37	2	1	0	0-0
Langford	17	7	24	0.5-0	0	0	0	0-0
Tumulty	17	5	22	0.6-2	2	1	0	0-0
Randolph	19	1	20	0-0	7	0	0	0-0
Ross	12	2	14	0-0	4	0	0	0-0
Foley	11	1	12	2-18	0	0	0	0-0
Sawyer	9	1	10	0-0	3	0	0	0-0
Granville	4	5	9	0-0	1	0		

1999 FINAL STATISTICS (4-12-0)

USUAL STARTERS

Head Coach: Bruce Coslet				
Date	W/L	Score	Opponent	Att
Sept. 12	L	35-36	at Tennessee	65,272
Sept. 19	L	7-34	San Diego	47,660
Sept. 26	L	3-27	at Carolina	61,269
Oct. 3	L	10-38	St. Louis	45,481
Oct. 10	W	18-17	at Cleveland	73,048
Oct. 17	L	3-17	Pittsburgh	59,669
Oct. 24	L	10-31	at Indianapolis	55,996
Oct. 31	L	10-41	Jacksonville	49,138
Nov. 7	L	20-37	at Seattle	66,303
Nov. 14	L	14-24	Tennessee	46,017
Nov. 21	L	31-34	Baltimore	43,279
Nov. 28	W	27-20	at Pittsburgh	50,907
Dec. 5	W	44-30	San Francisco	53,463
Dec. 12	W	44-28	Cleveland	59,972
Dec. 26	L	0-22	at Baltimore	68,036
Jan. 2	L	7-24	at Jacksonville	70,532

TOTAL STATISTICS		Bengals	Opponents
TOTAL FIRST DOWNS		293	316
Rushing		111	99
Passing		161	189
Penalty		21	28
3rd Down: Made-Att		93-235	85-209
3rd Down Pct.		39.6	40.7
4th Down: Made-Att		7-23	5-13
4th Down Pct.		30.4	38.5
POSSESSION AVG.		29:59	30:01
TOTAL NET YARDS		5277	5497
Avg. Per Game		329.8	343.6
Total Plays		1039	1011
Avg. Per Play		5.1	5.4
NET YARDS RUSHING		2051	1699
Avg. Per Game		128.2	106.2
Total Rushes		442	454
NET YARDS PASSING		3226	3798
Avg. Per Game		201.6	237.4
Sacked-Yards Lost		49-278	35-229
Gross Yards		3504	4027
Att. - Completions		548-300	522-312
Completion Pct.		54.7	59.8
Had Intercepted		18	12
PUNTS-AVERAGE		84-38.3	71-44.2
Net Punting Avg.		84-31.3	71-36.1
PENALTIES-YARDS		126-1027	105-935
FUMBLES-BALL LOST		34-14	27-15
TOUCHDOWNS		33	53
Rushing		11	22
Passing		18	28
Returns		4	3

Score by Periods	1	2	3	4	OT	Total
Bengals	91	70	58	64	0	283
Opponents	124	166	92	78	0	460

SCORING	Td	Ru	Rc	Rt	K	P	FB	S	TP
Pelfrey	0	0	0	0	27-27	18-27	0	81	
Scott	7	0	7	0	-	-	0	42	
Dillon	6	5	1	0	-	-	0	36	
Pickens	6	0	6	0	-	-	0	36	
Jackson	2	0	2	0	-	-	14		
Blake	2	2	0	0	-	-	12		
McGee	2	0	2	0	-	-	12		
Yeast	2	0	0	2	-	-	12		
K. Carter	1	1	0	0	-	-	6		
Groce	1	0	0	0	-	-	6		
Heath	1	0	0	1	-	-	6		
Mack	1	0	0	0	-	-	6		
Shaw	1	1	0	0	-	-	6		
Smith	1	1	0	0	-	-	6		
Milne	0	0	0	0	-	-	6		

Bengals	33	11	18	4	27-27	18-27	0	283
Opponents <td>53</td> <td>22</td> <td>28</td> <td>3</td> <td>49-50</td> <td>29-32</td> <td>1</td> <td>460</td>	53	22	28	3	49-50	29-32	1	460

*Includes a two-point conversion.
Two-point conversions: Jackson, Milne.
Bengals 2-6; Opponents 2-3.

RUSHING	No	Yds	Avg	Lg	TD
Dillon	263	1200	4.6	50	5
Blake	63	332	5.3	16	2
Basnight	62	308	5.0	46	0
Smith	19	114	6.0	24	1
Milne	3	30	10.0	26	0
Williams	10	30	3.0	8	0
Groce	8	22	2.8	8	1
Shaw	4	20	5.0	10	1
K. Carter	6	15	2.5	6	1
Covington	2	-4	-2.0	-2	0
Yeast	2	-16	-8.0	-3	0
Bengals	442	2051	4.6	50	11
Opponents	454	1699	3.7	67	22

RECEIVING	No	Yds	Avg	Lg	TD
Scott	68	1022	15.0	76	7
Pickens	57	737	12.9	75	6
Jackson	31	369	11.9	29	2
Dillon	31	290	9.4	23	1
McGee	26	344	13.2	35	2
Groce	25	154	6.2	14	0
Basnight	16	172	10.8	47	0
Battaglia	14	153	10.9	30	0
Griffin	12	112	9.3	20	0
Williams	10	96	9.6	19	0
K. Carter	3	24	8.0	11	0
Yeast	3	20	6.7	8	0
Shaw	1	-4	-4.0	-4	0
Smith	1	6	6.0	6	0
Hudson	1	5	5.0	5	0
Bush	1	4	4.0	4	0
Bengals	300	3504	11.7	76	18
Opponents	312	4027	12.9	73	28

INTERCEPTIONS	No	Yds	Avg	Lg	TD
Scott	3	72	24.0	58	1
Copeland	2	16	8.0	12	0
Spikes	2	7	3.5	7	0
Bell	1	5	5.0	5	0
Blackmon	1	0	0.0	0	0
T. Carter	1	0	0.0	0	0
Hall	1	0	0.0	0	0
Myers	1	0	0.0	0	0
Bengals	12	100	8.3	58	1
Opponents	18	305	16.9	44	1

PUNTING	No	Yds	Avg	Net	TB	In20	Lg	B
Brice	60	2475	41.3	32.1	4	12	72	2
Costello	22	744	33.8	28.7	1	1	44	0
Bengals	84	3219	38.3	31.2	5	13	72	2
Opponents	71	3136	44.2	36.1	8	25	70	0

PUNT RETURNS	Ret	FC	Yds	Avg	Lg	TD
Griffin	23	3	195	8.5	34	0
Yeast	10	6	209	20.9	86	2
Jackson	2	1	6	3.0	8	0
Bengals	35	10	410	11.7	86	2
Opponents	45	13	498	11.1	84	1

KICKOFF RETURNS	No	Yds	Avg	Lg	TD
Mack	51	1382	27.1	99	1
Griffin	15	296	19.7	42	0
Williams	8	109	13.6	24	0
Jackson	6	179	29.8	42	0
Yeast	3	50	16.7	22	0
Dillon	1	4	4.0	4	0
Bengals	84	2020	24.0	99	1
Opponents	57	1068	18.7	39	0

FIELD GOALS	1-19	20-29	30-39	40-49	50+
Pelfrey	1-1	9-11	7-12	0-2	1-1
Bengals	1-1	9-11	7-12	0-2	1-1
Opponents	3-3	11-12	6-8	7-7	2-2

FIELD GOAL ATTEMPTS BY GAME:	Pelfrey	(39G, 38G)	(-)	(47N, 37N, 30N, 39G)	(39G, 33N)	(27G, 26G)	(37G, 41N)	(32G)	(29G)	(50G, 34G)	(32N)	(39B, 19G)	(29G, 29G, 25N)	(29G, 24G, 27G)	(28G)	(20B)	(-)
------------------------------	---------	------------	-----	----------------------	------------	------------	------------	-------	-------	------------	-------	------------	-----------------	-----------------	-------	-------	-----

(continued)

OFFENSE		DEFENSE	
WR	Carl Pickens	LE	John Copeland
LT	Rod Jones	NT	Oliver Gibson
LG	Matt O'Dwyer	RE	Michael Bankston,
C	Rich Branch		Jevon Langford
RG	Jay Lesuewenburg,	LOLB	Steve Foley
	Brian DeMarco	LILB	Brian Simmons
RT	Willie Anderson	RILB	Takeo Spikes
TE	Tony McGee	ROLB	Adrian Ross
WR	Darnay Scott	LCB	Rodney Heath
QB	Jeff Blake	RCB	Airton Hawkins
HB	Cory Dillon	SS	Myron Bell
FB	Chil Groce	FS	Cory Hall

FIELD GOAL ATTEMPTS BY GAME-cont'd:	Opponents:	(50G, 33G)	(27G, 25G, 21G, 42G)	(48G, 21G)	(19G)	(33G)	(43G)	(22G, 37B)	(43G, 21G)	(29G, 45G, 35G)	(26G)	(25G, 50G)	(35G, 33G)	(47G)	(-)	(24G, 48G, 19G, 30G, 19G)	(34N, 27G, 28N)
-------------------------------------	------------	------------	----------------------	------------	-------	-------	-------	------------	------------	-----------------	-------	------------	------------	-------	-----	---------------------------	-----------------

DEFENSE*	Player	ST	AT	TT	Sks-	Yds	PD	FF	FR-
Simmons	90	21	111	3-20	5	0	4	1-0	
Spikes	82	23	105	3-14	6	4	4	1-0	
Bell	54	19	73	2-14.5	3	0	0	0-0	
Hawkins	61	7	68	0-0	16	2	1-0		
Bankston	39	17	56	6-30	1	0	0-0		
Hall	36	13	49	0-0	3	0	0-0		
Heath	43	3	46	0-0	18	2	1-4		
Gibson	31	10	41	4.5-31	2	2	0-0		
Copeland	31	7	38	4-22.5	3	2	0-0		
Foley	34	3	37	3.5-28	2	1	2-0		
Myers	33	4	37	0-0	5	1	1-21		
Howard	25	0	25	0-0	4	0	0-0		
Langford	19	6	25	0-0	1	0	0-0		
von Oehollen	24	2	26	4-30	0	1	1-0		
Wilson	14	6	20	3-24	0	1	0-0		
Ross	15	3	18	1-7	1	1	0-0		
Blackmon	13	5	18	0-0	4	0	0-0		
Clark	13	2	15	0-0	5	0	0-0		
Steele	13	1	14	0-0	0	0	0-0		
Mack	9	2	11	0-0	1	0	0-0		
T. Carter	8	0	8	0-0	1	0	0-0		
Wright	4	4	8	0-0	0	0	0-0		
Curtis	6	1	7	1-8	0	0	0-0		
Fisher	1	1	2	0-0	0	0	0-0		
Purvis	1	1	2	0-0	0	0	0-0		
Granville	1	0	1	0-0	0	0	0-0		

SPECIAL TEAMS*	Player	ST	AT	TT	FR-	BP	BFG	BXP
Wright	14	1	15	0	1-0	0	0	0
Curtis	7	3	10	0-0	0	0	0	0
Granville	6	4	10	0-0	0	0	0	0
Hall	6	0	6	0-0	0	0	0	0
Wilson	5	1	6	0-0	0			

2000 FINAL STATISTICS (4-12-0)

Head Coaches: Bruce Coslet (0-3), Dick LeBeau (4-9)

Date	W/L	Score	Opponent	Att
Sept. 10	L	7-24	Cleveland	64,006
Sept. 17	L	0-13	at Jacksonville	45,653
Sept. 24	L	0-37	at Baltimore	68,481
Oct. 1	L	16-31	Miami	61,535
Oct. 8	L	14-23	Tennessee	63,406
Oct. 15	L	0-15	at Pittsburgh	54,328
Oct. 22	W	31-21	Denver	61,603
Oct. 29	W	12-21	at Cleveland	73,116
Nov. 5	L	7-27	Baltimore	54,759
Nov. 12	L	6-23	at Dallas	62,170
Nov. 19	L	13-16	at New England	60,292
Nov. 26	L	28-48	Pittsburgh	63,925
Dec. 3	W	24-13	Arizona	50,289
Dec. 10	L	3-35	at Tennessee	68,498
Dec. 17	W	17-14	Jacksonville	50,469
Dec. 24	L	7-16	at Philadelphia	64,902

TEAM STATISTICS

	Bengals	Opponents
TOTAL FIRST DOWNS	254	307
Rushing	119	101
Passing	109	182
Penalty	26	24
3rd Down Made-Ait	77-227	102-239
3rd Down Pct.	33.9	42.7
4th Down Made-Ait	10-25	4-13
4th Down Pct.	40.0	30.8
POSSESSION AVG.	27:13	32:47
TOTAL NET YARDS	4260	5487
Avg. Per Game	266.3	342.9
Total Plays	1001	1068
Avg. Per Play	4.3	5.1
NET YARDS RUSHING	2314	1925
Avg. Per Game	144.6	120.3
Total Rushes	495	554
NET YARDS PASSING	1946	3562
Avg. Per Game	121.6	222.6
Sacked-Yards Lost	52-273	26-168
Gross Yards	2219	3730
Ait.-Completions	454-207	538-318
Completion Pct.	45.6	59.1
Had Intercepted	14	9
PUNTS-AVERAGE	94-40.2	80-41.7
Punting Avg.	33.1	35.5
PENALTIES-YARDS	99-878	115-924
FUMBLES-BALL LOST	37-21	22-12
TOUCHDOWNS	21	40
Rushing	13	12
Passing	6	26
Returns	2	2

Score by Periods	1	2	3	4	OT	Total
Bengals	24	74	41	48	0	185
Opponents	92	106	91	70	0	359

SCORING TD-Ru-Rc-Rt K-PAT FG S TP	Bengals	Opponents					
Rackers	0	0	0	21-21	12-21	0	57
Dillon	7	7	0	0	—	0	42
Warrick	7	2	4	1	—	—	42
Bennett	3	3	0	0	—	—	18
Dugans	1	0	1	0	—	—	6
McGee	1	0	1	0	—	—	6
Mitchell	1	1	0	0	—	—	6
D. Williams	1	0	0	1	—	—	6
Bengals	21	13	6	2	21-21	12-21	1185
Opponents	40	12	26	2	39-40	26-36	1359

Two-point conversions: None. Bengals 0-0; Opponents 0-0.

RUSHING	No	Yds	Avg	Lg	TD
Dillon	315	1435	4.6	80†	7
Bennett	90	324	3.6	37†	3
Smith	41	232	5.7	21	0
Warrick	16	148	9.3	77†	2
Mitchell	10	61	6.1	12†	1
N. Williams	10	54	5.4	13	0
Keaton	6	24	4.0	8	0
Pope	2	22	11.0	22	0
Yeast	1	15	15.0	15	0
Groce	3	4	1.3	5	0
Rackers	1	-5	-5.0	-5	0

Bengals	495	2314	4.7	80†	13
Opponents	504	1925	3.8	30	12

RECEIVING	No	Yds	Avg	Lg	TD
Warrick	51	592	11.6	46	4
McGee	26	309	11.9	39	1
Yeast	24	301	12.5	27	0
Farmer	19	268	14.1	38	0
Bennett	19	168	8.8	25	0
Dillon	18	158	8.8	31	0
Dugans	14	125	8.9	17	1
Battaglia	13	105	8.1	15	0
Groce	11	45	4.1	14	0
N. Williams	7	84	12.0	20	0
Bush	3	39	13.0	18	0
Griffin	2	25	12.5	16	0
Bengals	207	2219	10.7	46	6
Opponents	318	3730	11.7	77†	26

INTERCEPTIONS	No	Yds	Avg	Lg	TD
T. Carter	2	40	20.0	30	0
Spikes	2	12	6.0	7	0
D. Williams	1	36	36.0	36†	1
Hali	1	12	12.0	12	0
C. Carter	1	6	6.0	6	0
Foley	1	1	1.0	1	0
Bean	1	0	0.0	0	0
Bengals	9	107	11.9	36†	1
Opponents	14	138	9.9	39	0

PUNTING	No	Yds	Avg	Net	TB	Int	TD
Pope	94	3775	40.2	33.1	14	18	57
Bengals	94	3775	40.2	33.1	14	18	57
Opponents	80	3338	41.7	35.5	7	30	70

PUNT RETURNS	Rel	FC	Yds	Avg	Lg	TD
Yeast	34	14	225	6.6	27	1
Warrick	7	1	123	17.6	82†	0
Griffin	1	0	9	9.0	9	0
Bengals	42	15	357	8.5	82†	1
Opponents	40	17	387	9.7	39	0

KICKOFF RETURNS	No	Yds	Avg	Lg	TD
Mack	50	1036	20.7	50	0
Griffin	8	129	16.1	29	0
Yeast	7	106	15.1	29	0
Keaton	6	100	16.7	25	0
Bush	3	18	6.0	8	0
N. Williams	2	12	6.0	12	0
Heath	1	22	22.0	22	0
Battaglia		1 fair catch			
Bengals	77	1423	18.5	50	0
Opponents	42	898	21.4	37	0

FIELD GOALS	1-19	20-29	30-39	40-49	50+
Rackers	0-0	5-5	5-9	2-7	0-0
Bengals	0-0	5-5	5-9	2-7	0-0
Opponents	3-3	5-6	12-16	6-10	0-1

FIELD GOAL ATTEMPTS BY GAME:
Rackers: (42B) (44N, 47N) (-) (23G, 38G, 34G) (35B, 46N) (-) (24G) (39G) (-) (22G, 37G) (28G, 30N, 45G) (-) (36N, 45N, 32G) (45G) (27G) (31N).
Opponents: (30G) (30G, 33N, 19G) (30G, 37G, 19G) (40G) (22G, 41G, 33N, 34G) (35G, 28G) (48N, 48N) (18G) (36G, 32G) (39N, 44N, 43G, 35G, 42G, 51N) (38G, 21G, 22G) (44G, 28G) (31N) (-) (28N) (32G, 45G, 41N, 33G).

PASSING	Att	Cmp	Yds	Cmp %	Yds/Att	TD	% Int	Int	Lg	Sack-Lost	Rat	
Smith	267	118	1253	44.2	4.69	3	11	6	2.2	46	36-191	52.8
Mitchell	187	89	966	47.6	5.17	3	1.6	8	4.3	38	16-82	50.8
Bengals	454	207	2219	45.6	4.89	6	1.3	14	3.1	46	52-273	52.0
Opponents	538	318	3730	59.1	6.93	26	4.8	9	1.7	77†	26-168	89.4

USUAL STARTERS

OFFENSE	DEFENSE
WR Craig Yeast	LE Vaughn Booker
LT Rod Jones	Michael Bankston
LG Matt O'Dwyer	LDT Oliver Gibson
Scott Rehberg	RDT John Copeland
C Rich Braham	RE Michael Bankston
Brock Gutierrez	John Copeland
RG Mike Goff	LLB Steve Foley
RT Willie Anderson	MLB Arnegis Spearman
TE Trent McGee	RLB Takeo Spikes
WR Peter Warrick	LCB Tom Carter
QB Akili Smith	RCB Rodney Heath
Corey Mitchell	Chris Carter
HB Corey Dillon	SS Artrell Hawkins
FB Cliff Groce	Cory Hall
M. Battaglia (TE)	FS Darryl Williams
Nick Williams	

DEFENSE*	ST	AT	TT	Sks-Yds	PD	FF	FR-Yds
Spikes	109	19	128	2-16	4	0	3-0
D. Williams	80	21	101	0-0	5	3	0-0
Spearman	46	24	70	1-12	4	0	0-0
Bankston	50	14	64	0-0	2	0	0-0
C. Carter	49	11	60	1-9	2	2	1-0
Gibson	42	10	52	4-17	1	0	0-0
Hawkins	43	4	47	0-0	9	1	1-12
Heath	40	4	44	0-0	12	0	1-0
T. Carter	36	7	43	0-0	11	0	0-0
Foley	34	9	43	4-16	8	2	1-0
Hali	36	5	41	4-32	2	0	0-0
Copeland	32	7	39	1-8	1	0	1-4
Ross	31	2	33	1-6	3	0	0-0
Langford	19	3	22	0-0	2	0	0-0
Bean	17	2	19	0-0	6	0	0-0
Mack	12	6	18	0-0	2	0	0-0
Booker	13	4	17	0-0	1	0	0-0
Steele	13	4	17	2-17	0	0	0-0
Roman	15	1	16	0-0	2	1	0-0
Wilson	9	6	15	3-16	1	2	1-3
Barndt	7	5	12	0-0	0	1	1-0
Curtis	8	2	10	2-9	0	2	0-0
Simmons	7	2	9	1-0	0	1	0-0
Granville	2	0	2	0-0	0	0	0-0

SPECIAL TEAMS*	ST	AT	TT	FF	Yds	BP	BFG	BXP
Hawkins	9	3	12	0	0-0	0	0	0
Griffin	7	2	9	0	0-0	0	0	0
Granville	6	2	8	0	1-0	0	0	0
Bennett	7	0	7	0	0-0	0	0	0
Bean	6	0	6	0	0-0	0	0	0
Curtis	6	0	6	0	1-0	0	0	0
C. Carter	5	1	6	0	0-0	0	0	0
Heath	5	1	6	0	0-0	0	0	0
Ross	5	0	5	0	0-0	0	0	0
Mack	4	1	5	1	0-0	0	0	0
St. Louis	4	0	4	0	0-0	0	0	0
Wilson	4	0	4	0	0-0	0	0	0
Spearman	3	1	4	0	0-0	0	0	0
Bush	2	0	2	0	0-0	0	0	0
Rackers	2	0	2	0	0-0	0	0	0
Armour	1	0	1	0	0-0	0	0	0
Battaglia	1	0	1	0	0-0	0	0	0
Roman	1	0	1	0	0-0	0	0	0
Pope	0	1	1	0	0-0	0	0	0

MISCELLANEOUS DEFENSE*	Player	ST	AT	TT	FF	FR-Yds
Warrick	5	0	5	0	0	0-0
Dillon	2	0	2	0	0	0-0
J. Jackson	2	0	2	0	0	0-0
Anderson	1	0	1	0	0	0-0
Battaglia	1	0	1	0	0	0-0
Bennett	1	0	1	0	0	0-0
Bush	1	0	1	0	0	0-0
Goff	1	0	1	0	0	0-0
Griffin	1	0	1	0	0	0-0
Gutierrez	1	0	1	0	0	0-0
Jones	1	0	1	0	0	0-0
O'Dwyer	1	0	1	0	0	0-0
Stephens	1	0	1	0	0	0-0
Yeast	1	0	1	0	0	0-0

*Press box statistics

2001 FINAL STATISTICS (6-10-0)

Head Coach: Dick LeBeau

Date	W/L	Score	Opponent	All
Sept. 9	W	23-17	New England	51,521
Sept. 23	W	21-10	Baltimore	51,121
Sept. 30	L	14-28	at San Diego	56,048
Oct. 7	L	7-16	at Pittsburgh	62,335
Oct. 14	W	24-14	Cleveland	64,217
Oct. 21	L	0-24	Chicago	63,408
Oct. 28	W	31-27	at Detroit	69,343
Nov. 11	L	13-30	at Jacksonville	57,161
Nov. 18	L	7-20	Tennessee	63,865
Nov. 25	L	0-16	at Cleveland	72,918
Dec. 2	L	13-16*	Tampa Bay	52,135
Dec. 9	L	10-14	Jacksonville	44,920
Dec. 16	L	14-15	at N.Y. Jets	77,745
Dec. 23	L	0-16	at Baltimore	68,987
Dec. 30	W	26-23*	Pittsburgh	63,751
Jan. 6	W	23-21	at Tennessee	68,798

TEAM STATISTICS

	Bengals	Opponents
TOTAL FIRST DOWNS	294	281
Rushing	96	86
Passing	176	173
Penalty	22	22
3rd Down: Made-Att	93-243	86-225
3rd Down Pct.	38.3	38.2
4th Down: Made-Att	6-23	5-13
4th Down Pct.	26.1	38.5
POSSESSION AVG.	29:16	30:44
TOTAL NET YARDS	4800	4832
Avg. Per Game	300.0	302.0
Total Plays	1071	1013
Avg. Per Play	4.5	4.8
NET YARDS RUSHING	1712	1675
Avg. Per Game	107.0	104.7
Total Rushes	441	453
NET YARDS PASSING	3088	3157
Avg. Per Game	193.0	197.3
Sacked-Yards Lost	28-203	48-320
Gross Yards	3291	3477
Att.-Completions	602-322	512-311
Completion Pct.	53.5	60.7
Had Intercepted	26	13
PUNTS-AVERAGE	86-39.6	86-41.2
Net Punting Avg.	33.6	34.8
PENALTIES-YARDS	103-870	101-837
FUMBLES-BALL LOST	28-11	33-15
TOUCHDOWNS	25	35
Rushing	11	10
Passing	12	23
Returns	2	2

Score by Periods	1	2	3	4	OT	Tot
Bengals	27	75	56	65	3	226
Opponents	67	83	79	77	3	309

SCORING TD-R-Rc-RT K-PAT FG S TP

Dillon	13	10	3	0	—	0	78
Rackers	0	0	0	0	23-24	17-28	0
Dugans	2	0	2	0	—	—	0
Scott	2	0	2	0	—	—	0
Farmer	1	0	1	0	—	—	0
C. Johnson	1	0	1	0	—	—	0
Kilna	1	1	0	0	—	—	0
McGee	1	0	1	0	—	—	0
Neal	1	0	1	0	—	—	0
Simmons	1	0	1	0	—	—	0
Spikes	1	0	1	0	—	—	0
Warrick	1	0	1	0	—	—	0

Bengals	25	11	12	2	23-24	17-28	0
Opponents	35	10	23	2	29-31	22-30	1

*Includes a two-point conversion.

Two-point conversions: Dugans, Bengals
1-1; Opponents 1-4.

RUSHING	No	Yds	Avg	Lg	TD
Dillon	340	1315	3.9	96	10
Bennett	50	232	4.6	36	0
Kilna	27	73	2.7	20	1
Keaton	5	48	9.6	21	0
A. Smith	6	20	3.3	6	0
Warrick	8	14	1.8	13	0
Neal	5	10	2.0	4	0
Bengals	441	1712	3.9	96	11
Opponents	453	1675	3.7	48	10

RECEIVING	No	Yds	Avg	Lg	TD
Warrick	70	667	9.5	33	1
Scott	57	819	14.4	49	2
Dillon	34	228	6.7	17	3
C. Johnson	28	329	11.8	28	1
Dugans	28	251	9.0	31	2
Houshmandzadeh	21	228	10.9	23	0
Bennett	20	150	7.5	15	0
Neal	19	101	5.3	12	1
Farmer	15	228	15.2	27	1
McGee	14	148	10.6	25	1
Battaglia	13	118	9.1	17	0
McMullen	2	15	7.5	11	0
Keaton	1	9	9.0	9	0
Bengals	322	3291	10.2	49	12
Opponents	311	3477	11.2	47	23

INTERCEPTIONS	No	Yds	Avg	Lg	TD
Kaesviharn	3	-41	-13.7	29	0
Hawkins	3	26	8.7	22	0
J. Smith	2	28	14.0	21	0
Spikes	1	66	66.0	66	1
D. Williams	1	16	16.0	16	0
C. Carter	1	10	10.0	10	0
Simmons	1	5	5.0	5	0
Roman	1	0	0.0	0	0
Bengals	13	192	14.8	66	1
Opponents	26	392	15.1	64	0

PUNTING	No	Yds	Avg	Net	TB	In20	Lg	B
Harris	84	3372	40.1	33.9	6	21	57	1
Rackers	1	32	32.0	12.0	1	0	32	0
Bengals	86	3404	39.6	33.6	7	21	57	1
Opponents	86	3541	41.2	34.8	13	29	76	0

PUNT RETURNS	Ret	FC	Yds	Avg	Lg	TD
Warrick	18	10	116	6.4	31	0
Houshmandzadeh	12	5	163	13.6	86	0
Farmer	1	1	11	11.0	11	0
Bengals	31	16	290	9.4	86	0
Opponents	47	17	374	8.0	24	0

KICKOFF RETURNS	No	Yds	Avg	Lg	TD
Keaton	42	891	21.2	64	0
Houshmandzadeh	10	185	18.5	23	0
Bennett	4	60	15.0	19	0
Ru. Johnson	4	79	19.8	25	0
Gulienaz	2	15	7.5	8	0
Bengals	62	1230	19.8	64	0
Opponents	46	1157	25.2	101	1

FIELD GOALS	1-19	20-29	30-39	40-49	50+
Rackers	0-0	4-6	8-11	4-9	1-2
Bengals	0-0	4-6	8-11	4-9	1-2
Opponents	0-0	8-8	6-9	7-11	2

FIELD GOAL ATTEMPTS BY GAME:

Rackers: (36G, 47G, 33G) (43N, 39N, 45N) (-) (51N) (27G, 22N, 42G, 21G) (39N) (47N, 39G) (26G, 52G) (-) (43N, 47N) (23G, 41G) (47G) (-) (-) (32N, 28N, 34G, 31G) (30G, 33G, 34G).

Opponents: (39G) (38G) (38N) (26G, 42G, 48G) (-) (48G, 43N) (51G, 24G) (-) (41G, 37G) (23G, 27G, 23G, 33G) (43N, 38G, 48G, 51N, 21G) (44N) (40N, 24G, 34N) (43G, 29G, 33N, 43G) (38G) (-).

PASSING	Att	Cmp	Yds	Cmp %	Yds/Att	TD	Int	Int %	Lg	Sack-Lost	Rat	
Kilna	581	313	3216	53.9	5.54	12	2	22	3.8	49	25-185	61.1
Mitchell	12	4	38	33.3	3.17	0	0	0	3	2	-15	3.5
A. Smith	8	5	37	62.5	4.63	0	0	0	14	1	1-3	73.4
Dillon	1	0	0	0.0	0.00	0	0	0	100.0	0	0-0	0.0
Bengals	602	322	3291	53.5	5.47	12	2	26	4.3	49	28-203	58.1
Opponents	512	311	3477	60.7	6.79	23	4.5	13	2.5	47	48-320	85.4

USUAL STARTERS

OFFENSE		DEFENSE	
WR	Darnay Scott	LE	Vaughn Booker
LT	Richmond Webb	LDT	Oliver Gibson
LG	Matt O'Dwyer	RT	Tony Williams
C	Rich Brahm	RE	Justin Smith
RG	Mike Goff	LLB	Steve Foley
RT	Willie Anderson	MLB	Brian Simmons
TE	Tony McGee	RLB	Takeo Spikes
WR	Peter Warrick	LCB	Mark Roman
QB	Jon Kilna	RCB	Atrell Hawkins
HB	Cory Dillon	SS	JoJuan Armour
FB	Lorenzo Neal	FS	Cory Hall

DEFENSE*	ST	AT	TT	Sk-	Yds	PD	FF	FR
Player	ST	AT	TT	Sk-	Yds	PD	FF	FR
Spikes	80	29	109	6-58	5	1	0	0
Simmons	51	32	83	6.5-41	5	2	0	0
Hawkins	49	10	59	0-0	6	2	1	0
Gibson	45	10	55	3-16	3	0	0	0
J. Smith	41	13	54	8.5-76	5	0	0	0
Roman	44	7	51	2-10	7	0	1	-1
C. Carter	34	15	49	0-0	6	0	1	-1
Armour	36	11	47	0-0	3	0	0	0
Hall	31	16	47	0-0	3	0	1	-3
Bean	39	3	42	0-0	5	1	0	0
Booker	34	6	40	1.5-8	2	1	0	0
Foley	25	14	39	0-0	2	0	2	0
T. Williams	15	23	38	5-25	1	0	2	0
Wilson	26	11	37	9-47.5	3	1	2	0
Kaesviharn	22	3	25	0-0	6	0	0	0
D. Williams	19	6	25	3.5-22	2	1	1	0
Whittington	17	4	21	0-0	1	0	0	0
Health	16	3	19	0-0	4	1	1	0
Curtis	11	8	19	0-0	1	0	0	0
Steele	5	5	10	1-4.5	1	1	1	0
Ross	4	5	9	1-6	0	0	0	0
T. Carter	7	0	7	0-0	3	0	0	0
Jennings	6	0	6	0-0	0	0	0	0
Langford	3	0	3	0-0	0	0	0	0
Monds	1	0	1	0-0	0	0	0	0
(TEAM)	—	—	—	1-6	—	—	—	—

SPECIAL TEAMS*	ST	AT	TT	FF	FR	BP	BFG	BXP
Player	ST	AT	TT	FF	FR	BP	BFG	BXP
Dugans	14							

2002 FINAL STATISTICS (2-14-0)

USUAL STARTERS

Head Coach: Dick LeBeau

Date	W/L	Score	Opponent	All
Sept. 8	L	6-34	San Diego	53,705
Sept. 15	L	7-20	at Cleveland	73,358
Sept. 22	L	3-30	at Atlanta	68,129
Sept. 29	L	7-35	Tampa Bay	57,234
Oct. 6	L	21-28	at Indianapolis	56,570
Oct. 13	L	7-34	Pittsburgh	63,900
Oct. 27	L	24-30	Tennessee	52,822
Nov. 3	W	38-3	at Houston	69,827
Nov. 10	L	27-38	at Baltimore	69,024
Nov. 17	L	20-27	Cleveland	64,060
Nov. 24	L	21-29	at Pittsburgh	60,473
Dec. 1	L	23-27	Baltimore	44,878
Dec. 8	L	31-52	at Carolina	66,299
Dec. 15	L	15-29	Jacksonville	42,092
Dec. 22	W	20-13	New Orleans	43,544
Dec. 29	L	9-27	at Buffalo	47,850

TEAM STATISTICS	Bengals	Opponents
TOTAL FIRST DOWNS	315	315
Rushing	106	104
Passing	185	182
Penalty	24	29
3rd Down: Made-Att	87-223	133-199
3rd Down Pct.	39.0	41.7
4th Down: Made-Att	11-30	7-14
4th Down Pct.	36.7	50.0
POSSESSION AVG.	28:55	31:05
TOTAL NET YARDS	5206	5265
Avg. Per Game	325.4	329.1
Total Plays	1054	976
Avg. Per Play	4.9	5.4
NET YARDS RUSHING	1730	2003
Avg. Per Game	108.1	125.2
Total Rushes	426	498
NET YARDS PASSING	3476	3262
Avg. Per Game	217.3	347.2
Sacked-Yards Lost	37-256	24-153
Gross Yards	3476	3415
Att.-Completions	591-350	454-287
Completion Pct.	59.2	63.2
Had Intercepted	22	9
PUNTS-AVERAGE	73-38.2	65-41.8
Net Punting Avg.	29.8	37.9
PENALTIES-YARDS	99-884	101-967
FUMBLES-BALL LOST	26-13	21-11
TOUCHDOWNS	34	55
Rushing	17	30
Passing	17	9
Returns	4	9

Score by Periods	1	2	3	4	OT	Tot
Bengals	61	91	50	77	0	279
Opponents	110	157	95	94	0	456

SCORING	TD	Ru	Rc	Ri	K-PAT	FG	S	P
Rackers	0	0	0	0	30-32	15-18	0	75
Dillon	7	7	0	0	—	—	0	42
Warrick	6	0	0	0	—	—	0	36
C. Johnson	5	0	0	0	—	—	0	30
Kilna	4	4	0	0	—	—	0	24
Luchey	2	2	0	0	—	—	0	12
Schobel	2	0	2	0	—	—	0	12
Westbrook	2	0	2	0	—	—	0	12
Bennett	1	0	0	1	—	—	0	6
Hawkins	1	0	0	1	—	—	0	6
Houshmandzadeh	1	0	1	0	—	—	0	6
Neal	1	0	1	0	—	—	0	6
Simmons	1	0	0	1	—	—	0	6
Spikes	1	0	1	0	—	—	0	6
Bengals	34	13	17	4	30-32	15-18	0	279
Opponents	55	16	30	9	51-52	23-31	1	456

Two-point conversions: None. Bengals 0-2; Opponents 2-3.

PASSING	Att	Cmp	Yds	Cmp %	Yds/Att	TD	Int	Int %	Lg	Sack-Lost	Rat	
Kilna	473	294	3178	62.2	6.72	16	3.4	16	3.4	721	24-159	79.1
Frotter	85	44	437	51.8	5.14	1	1.2	5	5.9	51	10-74	46.1
A. Smith	33	12	117	36.4	3.55	0	0.0	1	3.0	24	3-23	34.5
Bengals	591	350	3732	59.2	6.31	17	2.9	22	3.7	721	37-256	71.8
Opponents	454	287	3415	63.2	7.52	30	6.6	9	2.0	69	24-153	99.9

RUSHING	No	Yds	Avg	Lg	TD
Dillon	314	1311	4.2	67	7
Bennett	33	155	4.7	29	0
Ru. Johnson	17	67	3.9	13	0
Luchey	12	59	4.9	10	2
Kilna	24	57	2.4	12	4
Neal	9	31	3.4	9	0
Frotter	4	22	5.5	9	0
Warrick	8	22	2.8	11	0
A. Smith	4	5	1.3	3	0
Westbrook	1	1	1.0	1	0
Bengals	426	1730	4.1	67	13
Opponents	498	2003	4.0	41	16

RECEIVING	No	Yds	Avg	Lg	TD
C. Johnson	69	1166	16.9	72	5
Warrick	53	606	11.4	37	6
Dugans	47	421	9.0	31	0
Dillon	43	298	6.9	19	0
Houshmandzadeh	41	492	12.0	31	1
Schobel	27	212	7.9	20	2
Neal	21	133	6.3	15	1
Bennett	18	109	6.1	15	0
Farmer	9	115	12.8	51	0
Westbrook	8	94	11.8	26	2
Luchey	7	46	6.6	15	0
Ru. Johnson	6	34	5.7	14	0
Stewart	1	6	6.0	6	0
Bengals	350	3732	10.7	72	17
Opponents	287	3415	11.9	69	30

INTERCEPTIONS	No	Yds	Avg	Lg	TD
Hawkins	2	102	51.0	102	1
Kaesviharn	2	17	8.5	17	0
Simmons	1	51	51.0	51	1
Burns	1	6	6.0	6	0
Gibson	1	5	5.0	5	0
Thompson	1	4	4.0	4	0
Hall	1	2	2.0	2	0
Bengals	9	187	20.8	102	2
Opponents	22	428	19.5	98	3

PUNTING	No	Yds	Avg	Net	H20	H20 Lg	B
Harris	65	2608	40.1	31.4	4	11	57
Dorsch	5	162	32.4	1.8	0	0	46
Rackers	2	17	8.5	6.5	0	1	19
Bengals	73	2787	38.2	28.7	4	12	57
Opponents	65	2714	41.8	37.9	6	24	64

PUNT RETURNS	Ret	FC	Yds	Avg	Lg	TD
Houshmandzadeh	24	4	117	4.9	34	0
Warrick	4	0	14	3.5	10	0
Burris	0	1	0	—	—	0
Farmer	0	4	0	—	—	0
Bengals	28	9	131	4.7	34	0
Opponents	41	8	611	14.9	95	3

KICKOFF RETURNS	No	Yds	Avg	Lg	TD
Bennett	49	1231	25.1	94	1
Houshmandzadeh	13	288	22.2	44	0
Ru. Johnson	13	277	21.3	42	0
Neal	5	52	10.4	17	0
Luchey	3	40	13.3	17	0
Dugans	1	6	6.0	6	0
Gutierrez	1	11	11.0	11	0
Bengals	85	1905	22.4	94	1
Opponents	57	1191	20.9	99	1

FIELD GOALS	1-19	20-29	30-39	40-49	50+
Rackers	2-2	5-5	3-3	3-5	2-3
Bengals	2-2	5-5	3-3	3-5	2-3
Opponents	0-0	7-8	8-11	7-9	1-3

FIELD GOAL ATTEMPTS BY GAME:	Rackers:	Bengals:	Opponents:
(21G, 54G) (-) (24G, 45N) (-) (46N) (44G) (25G) (43G, 35G) (37G, 31G) (-) (40G) (52N, 24G) (51G, 18G, 25G) (-) (19G)			
Opponents: (28G, 27G) (52G, 45G) (44G, 26G, 34G) (-) (-) (34G, 32N, 30G) (33G, 28G, 46G) (23G, 46B, 53N) (33G) (24N, 27G, 40G) (33G, 51N, 43G, 45G) (49N, 38N) (-) (-) (38G, 33N, 43G) (32G, 25G)			

OFFENSE	DEFENSE
WR Chad Johnson	LE Bernard Whitington
LT Levi Jones	LDT Oliver Gibson
LG Matt O'Day	Glenn Steele
C Rich Baham	RD Tony Williams
RG Mike Goff	RE Justin Smith
RT Willie Anderson	LLB Canute Curtis
TE Matt Schobel	MLB Brian Simmons
WR Peter Warrick	RLB Taker Spikes
QB Jon Kilna	LCB Jeff Burris
HB Corey Dillon	RCB Arris Hawkins
FB Lorenzo Neal	SS JoJuan Armour
	Marquan Manuel
	FS Cory Hall

DEFENSE*	Sks	Yds	PD	FF	FR
Player	ST	AT	TT	FF	FR
Spikes	81	32	113	1.5-12	1 1 4-45
Simmons	65	21	86	3-12	7 0 0-0
Hawkins	69	7	76	2-12	6 1 2-19
Burris	50	12	62	0-0	11 2 1-32
J. Smith	48	13	61	6.5-56	3 2 0-0
Hall	43	15	58	2-6	1 1 0-0
Amour	32	20	52	0-0	2 1 0-0
Kaesviharn	47	7	50	0-0	10 1 0-0
Curtis	38	8	46	0-0	0 0 0-0
Williams	30	12	42	5-34	0 0 0-0
Whittington	22	14	36	1-3	0 0 2-0
Manuel	26	8	34	0-0	2 1 0-0
Ronan	23	7	30	0-0	1 1 0-0
Gibson	19	10	29	0-0	2 0 0-0
Steele	15	13	28	0-0	1 0 0-0
Ross	17	3	20	0-0	1 0 0-0
Wilson	11	2	13	0-0	2 0 0-0
Thompson	10	0	10	0-0	1 0 0-0
Broker	5	2	7	0-0	1 0 0-0
Myles	4	0	4	0-0	0 0 0-0
Perry	2	2	4	0-0	0 0 1-15
Jennings	1	2	3	0-0	1 0 0-0
Ogbogu	1	2	3	0-0	0 0 0-0
(TEAM)	—	—	—	3-18	—

SPECIAL TEAMS*	FR-	BP	BFG	BXP		
Player	ST	AT	TT	FF	FR	
Dugans	12	3	15	0	0-0	0 0 0-0
Bennett	10	0	10	0	0-0	0 0 0-0
Manuel	6	2	8	0	0-0	0 1 0-0
Manuel	6	2	8	0	0-0	0 0 0-0
St. Louis	6	2	8	0	0-0	0 0 0-0
Jennings	5	1	6	0	0-0	0 0 0-0
Ri. Johnson	4	2	6	0	0-0	0 0 0-0
Myles	4	2	6	0	0-0	0 0 0-0
Curtis	4	1	5	0	0-0	0 0 0-0
Ross	4	1	5	0	0-0	0 0 0-0
Hall	4	0	4	0	0-0	0 0 0-0
Rackers	3	1	4	0	0-0	0 0 0-0
Edmonds	3	0	3	0	0-0	0 0 0-0
Neal	3	0	3	0	0-0	0 0 0-0
Thompson	2	1	3	0	0-0	0 0 0-0
Burns	2	0	2	0	0-0	0 0 0-0
Kaesviharn	2	0	2	0	0-0	0 0 0-0
Spearman	2	0	2	0	0-0	0 0 0-0
Brewer	1	0	1	0	0-0	0 0 0-0
Houshmandzadeh	1	0	1	0	0-0	0 0 0-0
Luchey	1	0	1	0	0-0	0 0 0-0
Roman	1	0	1	0	0-0	0 0 0-0
Warrick	1	0	1	0	0-0	0 0 0-0
Wilson	1	0	1	0	0-0	0 0 0-0

MISCELLANEOUS DEFENSE*	Player	ST	AT	TT	FF	FR	Yds
O'Day	4	0	4	0	0	0-0	0-0
Houshmandzadeh	3	0	3	0	1	0-0	0-0
Warrick	3	0	3	0	3	1-0	0-0
C. Johnson	2	0	2	0	2	0-0	0-0
Neal	2	0	2	0	2	0-0	0-0
Anderson	1	0	1	0	1	0-0	0-0
Dillon	1	0	1	0	1	0-0	0-0
Dugans	1	0	1	0	1	0-0	0-0
Farmer	1	0	1	0	1	0-0	0-0
Frotter	1	0	1	0	1	0-0	0-0
Gutierrez	1	0	1	0	1	0-0	0-0
Jones	1	0	1	0	1	0-0	0-0
Kilna	1	0	1	0	1</		

2003 FINAL STATISTICS (8-8-0)

USUAL STARTERS

Head Coach: Marvin Lewis

Date	W/L	Score	Opponent	Att
Sept 7	L	10-30	Denver	63,820
Sept 14	L	20-23	at Oakland	50,135
Sept 21	L	10-17	Pittsburgh	64,596
Sept 28	W	21-14	at Cleveland	73,428
Oct 5	L	16-22*	at Buffalo	72,615
Oct 19	W	34-26	Baltimore	53,553
Oct 26	W	27-24	Seattle	52,131
Nov 2	L	14-17	at Arizona	23,531
Nov 9	W	34-27	Houston	50,437
Nov 16	W	24-19	Kansas City	64,923
Nov 23	W	34-27	at San Diego	52,069
Nov 30	W	24-20	at Pittsburgh	58,797
Dec 7	L	13-31	at Baltimore	69,468
Dec 14	W	41-38	San Francisco	64,666
Dec 21	L	10-27	at St. Louis	66,061
Dec 28	L	14-22	Cleveland	65,362

*Over/Time

TEAM STATISTICS	Bengals	Opponents
TOTAL FIRST DOWNS	313	320
Rushing	101	119
Passing	181	177
Penalty	31	24
3rd Down, Made-All	102-228	85-206
3rd Down Pct	44.7	41.3
4th Down, Made-All	5-11	9-14
4th Down Pct	45.5	64.3
POSSESSION AVG.	30:52	29:08
TOTAL NET YARDS	5329	5620
Avg. Per Game	333.1	351.3
Total Plays	1038	959
Avg. Per Play	5.1	5.6
NET YARDS RUSHING	1987	2218
Avg. Per Game	124.2	138.6
Total Rushes	481	461
NET YARDS PASSING	3342	3402
Avg. Per Game	208.9	212.6
Sacked-Yards Lost	37-249	30-196
Gross Yards	3581	3588
Att.-Completions	520-324	508-297
Completion Pct.	62.3	58.5
Had Intercepted	15	14
PUNTS-AVERAGE	77-39.5	67-42.5
Net Punting Avg.	32.2	35.1
PENALTIES-YARDS	107-846	108-921
FUMBLES-BALL LOST	16-7	26-10
TOUCHDOWNS	40	43
Rushing	12	18
Passing	26	23
Returns	2	2

Score by Periods	1	2	3	4	OT	Total
Bengals	83	115	49	99	0	346
Opponents	71	117	74	116	6	384

SCORING	Td	Rc	Rt	K-PAT	FG	S	TP	
Graham	0	0	0	0	40-40	22-25	0	106
C. Johnson	10	0	0	0	—	—	0	60
Ru. Johnson	9	9	0	0	—	—	0	54
Warrick	8	0	7	1	—	—	0	48
Washington	4	0	4	0	—	—	0	24
Dillon	2	2	0	0	—	—	0	12
J. Johnson	2	1	1	0	—	—	0	12
Schobel	2	0	2	0	—	—	0	12
Bennett	1	0	1	0	—	—	0	6
Hardy	1	0	1	0	—	—	0	6
Kelly	1	0	1	0	—	—	0	6
Bengals	40	126	2	40-40	22-25	0	346	
Opponents	43	18	23	38-38	28-33	0	384	

Two-point conversions: None. **Bengals 0-0; Opponents 2-4.**

RUSHING	No	Yds	Avg	Lg	TD
Ru. Johnson	215	957	4.5	54	9
Dillon	138	541	3.9	39	2
Bennett	56	173	3.1	19	0
Warrick	18	157	8.7	50	0
Kilna	38	113	3.0	15	0
J. Johnson	15	41	2.7	12	1
Washington	1	5	5.0	5	0

Bengals	Opponents
481	1987
461	2218
4.1	5.4
12	18
781	18

RECEIVING	No	Yds	Avg	Lg	TD
C. Johnson	90	1355	15.1	821	10
Warrick	79	819	10.4	771	7
Bennett	25	176	7.0	16	1
Schobel	24	332	13.8	451	2
Washington	22	299	13.6	511	4
Stewart	21	212	10.1	21	0
Ru. Johnson	21	146	7.0	17	0
J. Johnson	15	82	5.5	16	1
Kelly	13	81	6.2	13	1
Dillon	11	71	6.5	14	0
Walter	3	18	6.0	9	0

Bengals	Opponents
324	3591
11.1	11.1
821	26
297	3598
12.1	731
23	23

INTERCEPTIONS	No	Yds	Avg	Lg	TD
Burris	4	56	14.0	31	0
James	2	17	8.5	17	0
Simmons	2	14	7.0	13	0
Steele	2	11	5.5	11	0
Kaesviharn	1	10	10.0	10	0
Hawkins	1	8	8.0	8	0
Roberts	1	6	6.0	6	0
Roman	1	1	1.0	1	0

Bengals	Opponents
14	123
8.8	8.1
31	0
15	225
15.0	831
2	2

PUNTING	No	Yds	Avg	Net	Td	In20	Lg	B
Richardson	49	1961	40.0	33.5	5	9	58	0
Harris	28	1084	38.7	30.0	3	5	53	0

Bengals	Opponents
77	3045
39.5	32.2
8	14
53	0
67	2845
42.5	35.1
8	21
72	0

PUNT RETURNS	Ret	FC	Yds	Avg	Lg	TD
Warrick	25	8	273	10.9	681	1
Burris	5	0	58	11.6	34	0

Bengals	Opponents
30	8
331	11.0
681	1
47	7
403	8.6
37	0

KICKOFF RETURNS	No	Yds	Avg	Lg	TD
Bennett	53	1146	21.6	46	0
Roberts	7	128	18.3	23	0
Watson	7	113	16.1	27	0

Bengals	Opponents
74	1474
19.9	46
45	0
71	1470
20.7	45
0	0

FIELD GOALS	1-19	20-29	30-39	40-49	50+
Graham	0-0	5-5	10-10	7-8	0-2

Bengals	Opponents
0-0	5-5
10-10	7-8
0-2	0-2
1-1	11-12
9-11	5-7
2-2	2-2

FIELD GOAL ATTEMPTS BY GAME:
Graham: (26) (31) (22) (44) (-) (39) (37) (54) (30) (44) (37) (30) (25) (-) (40) (40) (27) (48) (37) (47) (44) (26) (36) (34) (30) (48) (52N).
Opponents: (51) (27) (39) (40) (26) (36) (39) (24) (33) (35) (27) (38) (29) (25) (27) (49) (31) (34) (45) (33) (37) (36) (44) (48) (26) (23) (36) (22) (23) (26) (50) (42) (42) (18).

OFFENSE	DEFENSE
WR Peter Warrick	LE Duane Clemons
LT Levi Jones	LDT John Thornton
LG Eric Steinbach	RDT Tony Williams
C Rich Graham	RE Justin Smith
RG Mike Goff	SLB Adrian Ross
RT Willie Anderson	MLB Kevin Hardy
TE Reggie Kelly	MLB Brian Simmons
WR Chad Johnson	LCB Jeff Burris
QB Jon Kilna	Artrell Hawkins
HB Corey Dillon	RCB Tony James
FB Jerome Johnson	SS Rogers Beckett, Kevin Kaesviharn
	FS Mark Roman

DEFENSE*

Player	ST	AT	TT	Yds	Sks	PD	FF	FR
Simmons	72	31	103	1.5-9	6	2	4	1-3
Hardy	59	32	92	1.5-11	4	1	1	1-10
Roman	55	19	74	0.5-5	7	1	0	0-0
Beckett	57	17	67	3-24	5	1	0	0-0
James	57	6	63	1-1	18	0	0	0-0
Smith	41	19	60	5-16.5	3	0	0	0-0
Hawkins	50	5	55	0-0	6	1	0	0-0
Ross	33	21	54	0-0	2	0	0	0-0
Kaesviharn	42	9	51	1-8	4	0	0	0-0
Clemons	35	7	42	6-46	4	2	1	0-0
Williams	28	10	38	2-9	0	1	1	1-1
Burris	33	3	36	0-0	6	1	0	0-0
Thornton	19	12	31	6-42	3	1	2	2-2
Gibson	17	7	24	0.5-3.5	3	0	0	0-0
Steele	17	5	22	0.5-5.5	0	0	0	0-0
Powell	10	10	20	0.5-2.5	1	1	1	0-0
Roberts	13	3	16	1-13	1	1	0	0-0
Manuel	9	2	11	0-0	1	0	0	0-0
Levels	5	5	10	0-0	0	0	0	0-0
Ri. Johnson	2	6	8	0-0	0	0	0	0-0
Myles	4	0	4	0-0	0	0	0	0-0

SPECIAL TEAMS*

Player	ST	AT	TT	FF	Yds	BP	BFG	BXP
Beckett	12	4	16	1	0-0	0	0	0
Myles	12	4	16	0	0-0	0	0	0
Ri. Johnson	11	2	13	0	0-0	0	0	0
Kaesviharn	10	3	13	0	0-0	0	0	0
Abdullah	8	2	10	0	0-0	0	0	0
Bennett	6	2	8	0	0-0	0	0	0
St. Louis	7	0	7	0	0-0	0	0	0
Graham	5	1	6	0	0-0	0	0	0
Walter	3	3	6	0	0-0	0	0	0
Levels	5	0	5	0	0-0	0	0	0
Manuel	3	2	5	0	0-0	0	0	0
James	4	0	4	0	0-0	0	0	0
Roberts	4	0	4	0	0-0	0	0	0
Watson	4	0	4	0	0-0	0	0	0
Burris	3	1	4	0	0-0	0	0	0
Edmonds	2	2	4	0	0-0	0	0	0
Ross	3	0	3	0	0-0	0	0	0
Stewart	3	0	3	0	0-0	0	0	0
Hawkins	1	2	3	0	0-0	0	0	0
Chamberlin	1	0	1	0	0-0	0	0	0
Thornton	0	0	0	0	0-0	0	1	0

MISCELLANEOUS DEFENSE*

Player	ST	AT	TT	FF	FR-Yds
Warrick	4	0	4	0	0-0
Bennett	2	0	2	0	0-0
Jones	2	0	2	0	0-0
Schobel	2	0	2	0	0-0
Goff	1	0	1	0	0-0
C. Johnson	1	0	1	0	0-0
Ru. Johnson	1	0	1	0	0-0
Kilna	1	0	1	0	0-0
Reinberg	1	0	1	0	0-0
Steinbach	1	0	1	0	0-0

*NOTE: The defensive, special teams and miscellaneous stats listed above may differ from the information listed in individual player biographies. Press box stats were used for the above 2003 totals while coaches' stats were used for the biographies.

PASSING	Att	Cmp	Yds	Cmp %	TD	Int	Sack-Lost	Rat				
Kilna	520	324	3591	62.3	6.91	26	5.0	15	2.9	821	37-249	87.4
Bengals	520	324	3591	62.3	6.91	26	5.0	15	2.9	821	37-249	87.4
Opponents	508	297</										

2004 FINAL STATISTICS (8-0)

Date	W/L	Score	Opponent	Att
Head Coach: Marvin Lewis				
Sept. 12	L	24-31	at N.Y. Jets	77,230
Sept. 19	W	16-13	Miami	65,705
Sept. 26	L	9-23	Baltimore	65,575
Oct. 3	L	17-28	at Pittsburgh	62,402
Oct. 17	L	17-34	at Cleveland	73,263
Oct. 25	W	23-10	Denver	65,806
Oct. 31	L	20-27	at Tennessee	68,932
Nov. 7	W	26-3	Dallas	65,721
Nov. 14	W	17-10	at Washington	87,786
Nov. 21	L	14-19	Pittsburgh	65,780
Nov. 28	W	58-48	Cleveland	65,677
Dec. 5	W	27-26	at Baltimore	69,695
Dec. 12	L	28-35	at New England	68,756
Dec. 19	L	17-33	Buffalo	65,378
Dec. 26	W	23-22	N.Y. Giants	64,606
Jan. 2	W	38-10	at Philadelphia	67,074

TEAM STATISTICS	Bengals	Opponents
TOTAL FIRST DOWNS	286	303
Rushing	93	123
Passing	172	158
Penalty	21	22
3rd Down: Made-Att	88-219	80-218
3rd Down Pct.	40.2	36.7
4th Down: Made-Att	6-12	5-15
4th Down Pct.	50.0	33.3
POSSESSION AVG.	29.20	30.40
TOTAL NET YARDS	5140	5365
Avg. Per Game	321.3	335.3
Total Plays	1004	1031
Avg. Per Play	5.1	5.2
NET YARDS RUSHING	1839	2062
Avg. Per Game	114.9	128.9
Total Rushes	437	474
NET YARDS PASSING	3301	3303
Avg. Per Game	206.3	206.4
Sacked-Yards Lost	31-219	37-257
Gross Yards	3520	3560
Att.-Completions	536-324	520-313
Completion Pct.	60.4	60.2
Had Intercepted	22	20
PUNTS-AVERAGE	84-41.7	79-41.9
Net Punting Avg.	35.5	35.7
PENALTIES-YARDS	103-810	106-887
FUMBLES-BALL LOST	17-10	40-16
TOUCHDOWNS	42	41
Rushing	14	11
Passing	23	23
Returns	5	7

Score by Periods	1	2	3	4	OT	Tot
Bengals	69	108	96	101	0	374
Opponents	75	117	82	98	0	372

SCORING	TD	Ru	Re	Rt	K-PAT	FG	S	TP
Graham	0	0	0	0	41-41	27-31	0	122
R. Johnson	12	12	0	0	—	0	0	72
C. Johnson	9	0	9	0	—	0	0	54
Houshmandzadeh	—	—	—	—	—	—	—	—
Schobel	4	0	4	0	—	—	—	24
Washington	3	0	3	0	—	—	—	18
Geathers	1	0	1	0	—	—	—	6
J. Johnson	1	0	1	0	—	—	—	6
Kaevsivham	1	0	1	0	—	—	—	6
Larson	1	0	1	0	—	—	—	6
O'Neal	1	0	1	0	—	—	—	6
Palmer	1	0	1	0	—	—	—	6
Simmons	1	0	1	0	—	—	—	6
Stewart	1	0	1	0	—	—	—	6
Watson	1	0	1	0	—	—	—	6
M. Williams	1	0	1	0	—	—	—	6
Bengals	42	14	23	5	41-41	27-31	0	374
Opponents	41	23	7	40-40	28-31	372	0	372

Two-point conversions: None. Bengals 0-1; Opponents 0-1.

PASSING	Att	Cmp	Yds	Cmp %	Yds/Att	TD	Int	Sack-Lost	Rat
Palmer	432	263	2897	60.9	6.71	18	4	27	77.3
Kilna	104	61	623	58.7	5.99	5	4	30	75.9
Bengals	536	324	3520	60.4	6.57	23	4	31-219	77.0
Opponents	520	313	3560	60.2	6.85	23	4	31-219	77.0

RUSHING	No	Yds	Avg	Lg	TD
R. Johnson	361	1454	4.0	52	12
Watson	26	161	6.2	25	0
Houshmandzadeh	6	51	8.5	16	0
Palmer	18	47	2.6	14	1
Kilna	10	42	4.2	15	0
C. Johnson	4	39	9.8	18	0
Russell	3	15	5.0	13	0
Warrick	2	14	7.0	8	0
Larson	1	11	11.0	11	1
J. Johnson	3	5	1.7	4	0
Perry	2	1	0.5	1	0
Washington	1	-1	-1.0	-1	0
Bengals	437	1839	4.2	52	14
Opponents	474	2062	4.4	75	11

RECEIVING	No	Yds	Avg	Lg	TD
C. Johnson	95	1274	13.4	53t	9
Houshmandzadeh	73	978	13.4	62	4
Washington	31	378	12.2	28	3
Watson	25	171	6.8	21	1
Schobel	21	201	9.6	76t	4
J. Johnson	16	53	3.3	9	1
Kelly	15	85	5.7	14	0
R. Johnson	15	84	5.6	30	0
Warrick	11	127	11.5	30	0
Stewart	10	40	4.8	9	1
Waller	6	67	8.4	18	0
Perry	3	33	11.0	13	0
Russell	1	21	21.0	21	0
Bengals	324	3520	10.9	76t	23
Opponents	313	3560	11.4	99t	23

INTERCEPTIONS	No	Yds	Avg	Lg	TD
James	8	66	8.3	23	0
O'Neal	4	60	15.0	31t	1
M. Williams	3	51	17.0	51t	1
Simmons	2	61	30.5	50t	1
Geathers	1	36	36.0	36t	1
Herring	1	0	0.0	0	0
Powell	1	-2	-2.0	-2	0
Bengals	20	272	13.6	51t	4
Opponents	22	446	20.3	62t	4

PUNTING	No	Yds	Avg	Nt	TD	BK	Lg	B
Larson	83	3499	42.2	35.5	7	21	66	1
Bengals	84	3499	41.7	35.5	7	21	66	1
Opponents	79	3309	41.9	35.7	8	23	69	0

PUNT RETURNS	Ret	FC	Yds	Avg	Lg	TD
Ratliff	17	5	207	12.2	49	0
Houshmandzadeh	11	7	88	8.0	28	0
O'Neal	7	6	33	4.7	17	0
Bengals	35	18	328	9.4	49	0
Opponents	51	10	378	7.4	63	0

KICKOFF RETURNS	No	Yds	Avg	Lg	TD
Russell	39	872	22.4	40	0
Watson	13	240	18.5	32	0
Houshmandzadeh	10	227	22.7	32	0
Stewart	3	20	6.7	10	0
Kelly	1	14	14.0	14	0
Lan. Moore	1	15	15.0	15	0
O'Neal	1	15	15.0	15	0
Bengals	68	1403	20.6	40	0
Opponents	80	1573	19.7	41	0

FIELD GOALS	1-19	20-29	30-39	40-49	50+
Graham	0-0	7-7	10-12	7-8	3-4
Bengals	0-0	7-7	10-12	7-8	3-4
Opponents	0-0	13-13	8-8	7-10	0-0

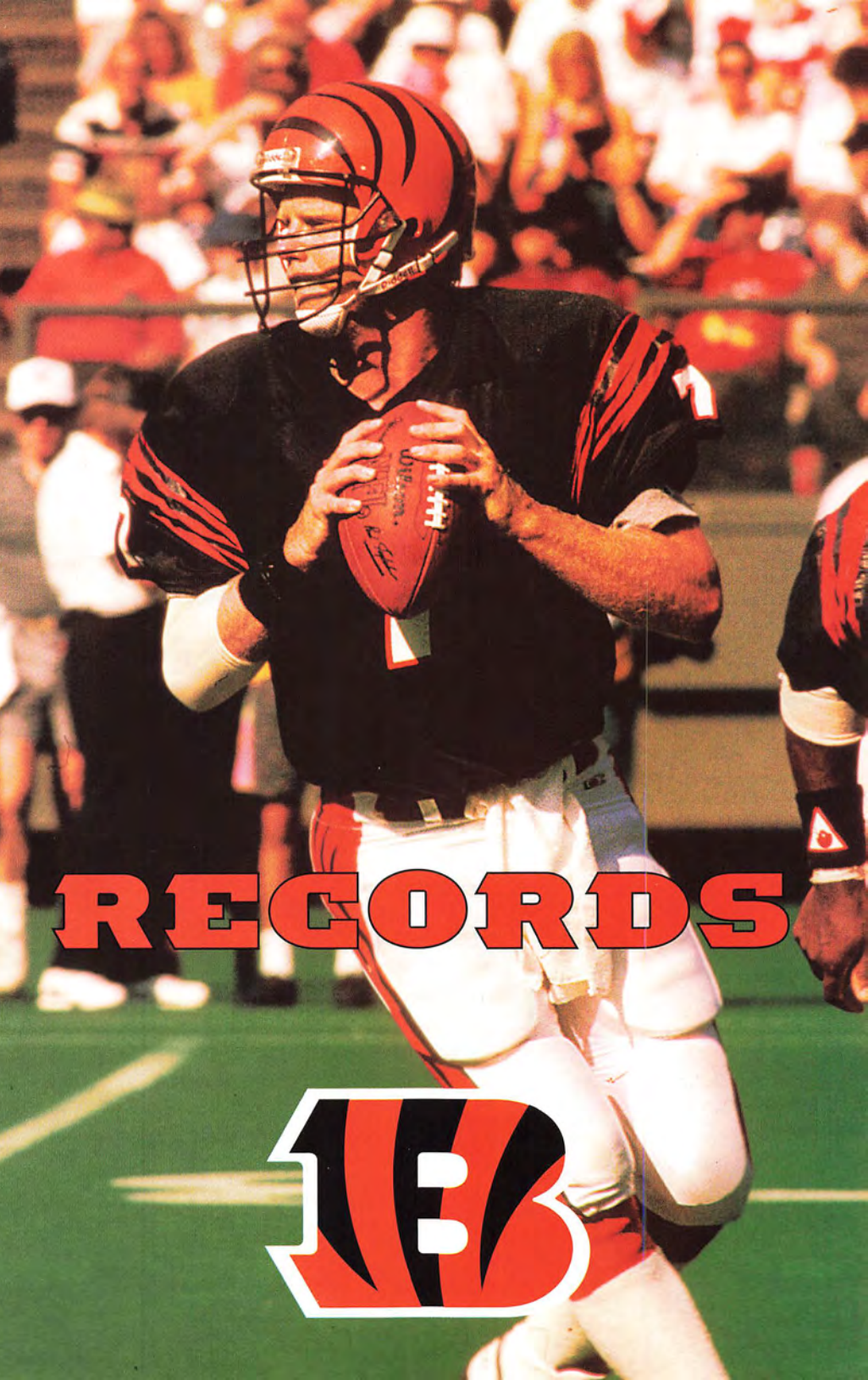
FIELD GOAL ATTEMPTS BY GAME:
Graham: (22G) (38N) 48G, 36G, 39G) (29G, 47G, 26G) (34G) (32G, 44N) (53G, 34G, 35G) (28G, 50G) (35G, 47G, 45G, 30G(41G) (-) (21G, 32G, 36G) (53N, 41G, 24G) (-) (24G) (42G) (37N, 50G).
Opponents: (21G) (49G, 47G) (21G) (-) (23G, 33G) (49N, 29G) (23G, 45G) (24G) (47N, 33G) (32G) (23G, 29G) (20G, 22G, 36G, 45G) (-) (23G, 39G, 21G, 33G) (31G, 36G, 44G, 41G, 28G) (45N, 46G).

USUAL STARTERS

OFFENSE	DEFENSE
WR Chad Johnson	LE Duane Clemons
LT Levi Jones	LDT John Thornton
LG Eric Steinbach	RDT Tony Langston
C Rich Braham,	WR Langston Moore
Jerry Fontenot	RE Justin Smith
RG Bobbie Williams	SLB Kevin Hardy
RT Willie Anderson	MLB Brandon Johnson
TE Reggie Kelly	WLB Brian Simmons
WR T.J. Houshmandzadeh	LCB Deltha O'Neal
QB Carson Palmer	RFB Tony James
HB Rudolph Johnson	SS Kim Herring,
FB Jeremi Johnson,	Kevin Kaevsivham,
Tony Stewart (TE)	Rogers Beckett
	FS Madiou Williams

DEFENSE*	ST	AT	TT	Sks-	FR-
Simmons	76	31	107	1-9	4 3 1-18
M. Williams	75	15	91	2-19	11 0 2(-3)
L. Johnson	57	27	84	2-12	2 2 1-0
J. Smith	42	29	71	8-10	2 2 2-0
Hardy	42	27	69	4-7	4 0 0-0
James	58	5	63	0-0	13 2 1-0
Herring	49	13	62	0-0	6 1 0-0
Kaevsivham	44	14	58	0-0	6 0 1-3
Thornton	37	20	57	3-16	4 0 0-0
Clemons	32	18	50	6.5-41.5	1 2 0-0
O'Neal	35	5	40	1-8	15 1 0-0
Ratliff	27	8	35	0-0	5 0 1-0
Lan. Moore	22	9	31	1-7	0 1 0-0
Miller	17	11	28	0-0	0 0 1-0
Powell	16	6	22	2-14	1 1 0-0
Webster	16	5	21	1-8	2 1 1-0
Beckett	14	5	19	0-0	1 0 0-0
T. Williams	10	6	16	0-0	0 0 0-0
Geathers	7	6	13	3.5-27	6 1 0-0
Roberts	8	1	9	0-0	2 0 0-0
Mitchell	4	1	5	0-0	0 0 1-0
Stevens	2	3	5	0-0	0 0 0-0
Bauman	2	1	3	0-0	0 0 0-0
Wilkins	0	3	3	0-0	0 0 0-0
S. Smith	2	0	2	0-0	0 0 0-0
Askew	0	2	2	0-0	0 0 0-0
Martin	1	0	1	0-0	0 0 0-0
(TEAM)					

SPECIAL TEAMS*	ST	AT	TT	FF	FR-	BP	BFG	BXP
Myler	20	3	23	2	1-0	0	0	0
Wilkins	13	6	19	2	2-0	0	0	0
Mitchell	9	5	14	0	0-0	0	0	0
Watson	8	5	13	1	0-0			



RECORDS



BENGALS INDIVIDUAL RECORDS (REGULAR SEASON)

SCORING

TOTAL POINTS

CAREER	1,151	Jim Breech.....	1980-92
	660	Doug Pelfrey.....	1993-99
	549	Horst Muhlmann.....	1969-74
	420	Pete Johnson.....	1977-83
	388	Carl Pickens.....	1992-99

SEASON	122	Shayne Graham.....	2004
(Total)	121	Doug Pelfrey.....	1995
	120	Jim Breech.....	1985
	115	Jim Breech.....	1981
	111	Horst Muhlmann.....	1972

SEASON	7.93	Horst Muhlmann (111p/14g).....	1972
(Avg. per game)	7.71	Horst Muhlmann (108p/14g).....	1970
	7.63	Shayne Graham (122p/16g).....	2004
	7.56	Doug Pelfrey (121p/16g).....	1995
	7.50	Jim Breech (120p/16g).....	1985

GAME	24	Larry Kinnebrew, Oct. 28, 1984 at Houston
	24	Corey Dillon, Dec. 4, 1997 vs. Tennessee
	19	Horst Muhlmann, Nov. 8, 1970 at Buffalo
	19	Horst Muhlmann, Dec. 17, 1972 at Houston

TOUCHDOWNS

CAREER	70	Pete Johnson.....	1977-83
	64	James Brooks.....	1984-91
	64	Carl Pickens.....	1992-99
	53	Isaac Curtis.....	1973-84
	50	Corey Dillon.....	1997-2003

SEASON	17	Carl Pickens.....	1995
	16	Pete Johnson.....	1981
	15	Pete Johnson.....	1979
	15	Ickey Woods.....	1988
	14	James Brooks.....	1988

GAME	4	Larry Kinnebrew, Oct. 28, 1984 at Houston
	4	Corey Dillon, Dec. 4, 1997 vs. Tennessee
	3	(20 times; most recent: Jan. 2, 2005 at Philadelphia)

MOST GAMES WITH AT LEAST 1 TOUCHDOWN

CONSECUTIVE	10	Carl Pickens, Nov. 27, 1994-Oct. 1, 1995
	6	Stan Fritts, Nov. 17, 1975-Dec. 21, 1975
	5	Pete Johnson, Nov. 1, 1981-Nov. 29, 1981
	5	Ickey Woods, Sept. 25, 1988-Oct. 23, 1988

POINTS AFTER TOUCHDOWNS

CAREER	476	Jim Breech.....	1980-92
	201	Doug Pelfrey.....	1993-99
	189	Horst Muhlmann.....	1969-74
	130	Chris Bahr.....	1976-79
	81	Shayne Graham.....	2003-04

SEASON	56	Jim Breech.....	1988
	50	Jim Breech.....	1986
	49	Jim Breech.....	1981

GAME	8	Jim Breech, Oct. 29, 1989 vs. Tampa Bay
	7	(6 times; most recent: Shayne Graham, Nov. 28, 2004 vs. Cleveland)

FIELD GOALS

CAREER	225	Jim Breech.....	1980-92
	153	Doug Pelfrey.....	1993-99
	120	Horst Muhlmann.....	1969-74
	62	Chris Bahr.....	1976-79
	49	Shayne Graham.....	2003-04

SEASON	29	Doug Pelfrey.....	1995
(Total)	28	Doug Pelfrey.....	1994
	27	Horst Muhlmann.....	1972
	27	Shayne Graham.....	2004
	25	Horst Muhlmann.....	1970

SEASON	1.93	Horst Muhlmann (27fg/14g).....	1972
(Avg. per game)	1.81	Doug Pelfrey (29fg/16g).....	1995
	1.78	Horst Muhlmann (25fg/14g).....	1970
	1.75	Doug Pelfrey (28fg/16g).....	1994

GAME	6	Doug Pelfrey, Nov. 6, 1994 at Seattle
	5	Horst Muhlmann, Nov. 8, 1970 at Buffalo
	5	Horst Muhlmann, Sept. 24, 1972 vs. Pittsburgh
	5	Jim Breech, Nov. 1, 1987 vs. Houston
	5	Doug Pelfrey, Oct. 10, 1993 at Kansas City
	5	Doug Pelfrey, Sept. 3, 1995 at Indianapolis

CONSECUTIVE FIELD GOALS

13	Jim Breech.....	1990
13	Doug Pelfrey.....	1993
13	Doug Pelfrey.....	1995
13	Shayne Graham.....	2004

LONGEST FIELD GOALS

55	Chris Bahr, Sept. 23, 1979 vs. Houston
54	Doug Pelfrey, Dec. 24, 1994 vs. Philadelphia
54	Neil Rackers, Sept. 8, 2002 vs. San Diego
53	Horst Muhlmann, Dec. 6, 1970 at San Diego
53	Jim Breech, Oct. 6, 1985 vs. N.Y. Jets
53	Lee Johnson, Oct. 21, 1991 at Buffalo
53	Doug Pelfrey, Oct. 24, 1993 at Houston
53	Shayne Graham, Oct. 25, 2004 vs. Denver

FIELD GOAL PERCENTAGE

CAREER	77.3	Doug Pelfrey (153-198).....	1993-99
	71.9	Jim Breech (225-313).....	1980-92
	64.5	Horst Muhlmann (120-186).....	1969-74
	57.9	Chris Bahr (62-107).....	1976-79

NOTE: Minimum 75 attempts.

SEASON	88.0	Shayne Graham (22-25).....	2003
	87.1	Shayne Graham (27-31).....	2004
	84.8	Doug Pelfrey (28-33).....	1994
	83.3	Neil Rackers (15-18).....	2002
	82.1	Doug Pelfrey (23-28).....	1996

NOTE: Minimum one attempt per game in season.

CAREER FIELD GOAL PCT. BY DISTANCE

1-19	96.6	Horst Muhlmann (28-29)
-------------	------	------------------------

NOTE: Minimum 25 attempts.

20-29	94.1	Doug Pelfrey (48-51)
	92.3	Jim Breech (84-91)
	78.1	Chris Bahr (25-32)

NOTE: Minimum 25 attempts.

30-39	83.8	Jim Breech (83-99)
	78.1	Doug Pelfrey (50-64)
	64.8	Horst Muhlmann (35-54)

NOTE: Minimum 25 attempts.

40-49	69.4	Doug Pelfrey (43-62)
	50.5	Jim Breech (46-91)
	50.0	Chris Bahr (17-34)

NOTE: Minimum 25 attempts.

50+	47.1	Doug Pelfrey (8-17)
	41.7	Chris Bahr (5-12)
	36.4	Horst Muhlmann (8-22)

NOTE: Minimum 10 attempts.

SAFETIES

CAREER	2	Reggie Williams.....	1976-89
	2	Alfred Williams.....	1991-94

RUSHING

TOTAL RUSHING ATTEMPTS

CAREER	Attempts	Player	Year(s)
1,865	Corey Dillon	1997-2003	
1,402	Pete Johnson	1977-83	
1,344	James Brooks	1984-91	
968	Harold Green	1990-95	
779	Boobie Clark	1973-78	

SEASON	Attempts	Player	Year
361	Rudi Johnson	2004	
340	Corey Dillon	2001	
315	Corey Dillon	2000	
314	Corey Dillon	2002	
274	Pete Johnson	1981	

GAME	Attempts	Player	Year
43	Rudi Johnson	Nov. 9, 2003 vs. Houston	
39	Corey Dillon	Dec. 4, 1997 vs. Tennessee	
38	Pete Johnson	Dec. 4, 1983 at Pittsburgh	
35	Corey Dillon	Nov. 1, 1998 vs. Denver	
35	Corey Dillon	Dec. 3, 2000 vs. Arizona	

RUSHING YARDS

CAREER	Yards	Player	Year(s)
8,061	Corey Dillon	1997-2003	
6,447	James Brooks	1984-91	
5,421	Pete Johnson	1977-83	
3,727	Harold Green	1990-95	
3,070	Essex Johnson	1968-75	

SEASON	Yards	Player	Year
1,454	Rudi Johnson	2004	
1,435	Corey Dillon	2000	
1,315	Corey Dillon	2001	
1,311	Corey Dillon	2002	
1,239	James Brooks	1989	

GAME	Yards	Player	Year
278	Corey Dillon	Oct. 22, 2000 vs. Denver	
246	Corey Dillon	Dec. 4, 1997 vs. Tennessee	
216	Corey Dillon	Dec. 3, 2000 vs. Arizona	
202	Rudi Johnson	Nov. 28, 2004 vs. Cleveland	
201	James Brooks	Dec. 23, 1990 vs. Houston	
192	Corey Dillon	Dec. 12, 1999 vs. Cleveland	
190	Harold Green	Dec. 20, 1992 vs. New England	
184	Corey Dillon	Oct. 28, 2001 at Detroit	
182	Rudi Johnson	Nov. 9, 2003 vs. Houston	
174	Rudi Johnson	Dec. 14, 2003 vs. San Francisco	

AVERAGE YARDS PER RUSHING ATTEMPT

CAREER	Avg. Yards	Player	Year(s)
5.6	Ken Anderson	1971-86	
5.2	Jeff Blake	1994-99	
4.8	James Brooks	1984-91	
4.6	Ickey Woods	1988-91	
4.5	Essex Johnson	1968-75	

NOTE: Minimum 100 attempts.

RUSHING TOUCHDOWNS

CAREER	Touchdowns	Player	Year(s)
64	Pete Johnson	1977-83	
45	Corey Dillon	1997-2003	
37	Larry Kinnebrew	1983-87	
37	James Brooks	1984-91	
27	Ickey Woods	1988-91	

SEASON	Touchdowns	Player	Year
15	Ickey Woods	1988	
14	Pete Johnson	1979	
14	Pete Johnson	1983	
12	Pete Johnson	1981	
12	Rudi Johnson	2004	

GAME	Touchdowns	Player	Year
4	Corey Dillon	Dec. 4, 1997 vs. Tennessee	
3	Paul Robinson	Nov. 17, 1968 at Miami	
3	Pete Johnson	Nov. 6, 1983 at Houston	
3	Larry Kinnebrew	Oct. 28, 1984 at Houston	
3	Larry Kinnebrew	Dec. 1, 1985 vs. Houston	
3	Larry Kinnebrew	Sept. 18, 1986 at Cleveland	
3	James Brooks	Nov. 6, 1988 vs. Pittsburgh	
3	James Brooks	Oct. 23, 1988 vs. Houston	
3	Ickey Woods	Nov. 27, 1988 vs. Buffalo	
3	Corey Dillon	Dec. 12, 1999 vs. Cleveland	
3	Rudi Johnson	Jan. 2, 2005 at Philadelphia	

LONGEST RUSHES

96	Corey Dillon	Oct. 28, 2001 at Detroit (TD)
87	Paul Robinson	Oct. 27, 1968 at Oakland (TD)
86	Essex Johnson	Dec. 5, 1971 at Cleveland (TD)
83	Jess Phillips	Nov. 2, 1969 vs. Oakland
80	Warren McVea	Sept. 22, 1968 vs. Buffalo (TD)
80	Corey Dillon	Oct. 8, 2000 vs. Tenn. (TD)
79	Ki-Jana Carler	Sept. 21, 1997 at Denver (TD)
77	Archie Griffin	Nov. 21, 1976 at Kansas City (TD)
77	Peter Warrick	Oct. 22, 2000 vs. Denver (TD)
76	Jess Phillips	Sept. 20, 1970 vs. Oakland (TD)

MOST 100-YARD GAMES

CAREER	Games	Player	Year(s)
28	Corey Dillon	1997-2003	
17	James Brooks	1984-91	
14	Pete Johnson	1977-83	
9	Rudi Johnson	2001-04	
8	Harold Green	1990-95	

SEASON	Games	Player	Year
5	Ickey Woods	1988	
5	James Brooks	1989	
5	Harold Green	1992	
5	Corey Dillon	1999	
5	Corey Dillon	2000	
5	Corey Dillon	2002	
5	Rudi Johnson	2004	

CONSECUTIVE	Games	Player	Year(s)
4	Paul Robinson	1968 (Gms. 8-11)	
3	Pete Johnson	1980 (Gms. 13-15)	
3	Corey Dillon	1997 (Gms. 13-15)	
3	Corey Dillon	1999 (Gms. 12-14)	

PASSING

TOTAL PASSING ATTEMPTS

CAREER	Attempts	Player	Year(s)
4,475	Ken Anderson	1971-86	
3,564	Boomer Esiason	1984-92, 97	
2,221	Jeff Blake	1994-99	
1,678	Jon Kitna	2001-04	
687	David Klingler	1992-95	

SEASON	Attempts	Player	Year
581	Jon Kitna	2001	
567	Jeff Blake	1995	
549	Jeff Blake	1996	
520	Jon Kitna	2003	
479	Ken Anderson	1981	

GAME	Attempts	Player	Year
68	Jon Kitna	Dec. 30, 2001 vs. Pittsburgh	
56	Ken Anderson	Dec. 20, 1982 at San Diego	
54	Boomer Esiason	Dec. 25, 1989 at Minnesota	
53	Boomer Esiason	Nov. 22, 1987 vs. Pittsburgh	
52	Ken Anderson	Oct. 4, 1981 at Houston	
52	Boomer Esiason	Oct. 20, 1985 at Houston	
52	Carson Palmer	Sept. 26, 2004 vs. Baltimore	

COMPLETIONS

CAREER	Completions	Player	Year(s)
2,654	Ken Anderson	1971-86	
2,015	Boomer Esiason	1984-92, 97	
1,240	Jeff Blake	1994-99	
992	Jon Kitna	2001-04	
375	David Klingler	1992-95	

SEASON	Completions	Player	Year
326	Jeff Blake	1995	
324	Jon Kitna	2003	
313	Jon Kitna	2001	
308	Jeff Blake	1996	
300	Ken Anderson	1981	

SEASON	Avg. per game	Player	Year
24.2	Ken Anderson (218cmp/9g)	1982	
20.4	Jeff Blake (326cmp/16g)	1995	
20.3	Jon Kitna (324cmp/16g)	2003	
19.6	Jon Kitna (313cmp/16g)	2001	
19.3	Jeff Blake (308cmp/16g)	1996	

GAME	Completions	Player	Year
40	Ken Anderson	Dec. 20, 1982 at San Diego	
35	Jon Kitna	Dec. 30, 2001 vs. Pittsburgh	
32	Boomer Esiason	Nov. 10, 1991 vs. Pittsburgh	
31	(4 times; most recent: Jon Kitna, Oct. 6, 2002 at Indianapolis)		

COMPLETION PERCENTAGE

CAREER	59.3	Ken Anderson	1971-86
	58.8	Jon Kitna	2001-04
	56.5	Boomer Esiason	1984-92, 97
	56.4	Virgil Carter	1970-73
	55.8	Jeff Blake	1994-99

NOTE: Minimum 500 attempts.

SEASON	70.6	Ken Anderson	1982
	66.7 <td>Ken Anderson</td> <td>1983</td>	Ken Anderson	1983
	64.9 <td>Ken Anderson</td> <td>1974</td>	Ken Anderson	1974
	63.6 <td>Ken Anderson</td> <td>1984</td>	Ken Anderson	1984
	62.6 <td>Ken Anderson</td> <td>1981</td>	Ken Anderson	1981

NOTE: Minimum 14 attempts per games in season.

GAME	90.9	Ken Anderson, Nov. 10, 1974 vs. Pittsburgh (20-22)
	87.1 <td>Ken Anderson, Jan. 2, 1983 at Houston (27-31)</td>	Ken Anderson, Jan. 2, 1983 at Houston (27-31)
	87.0 <td>Turk Schonert, Nov. 25, 1984 vs. Atlanta (20-23)</td>	Turk Schonert, Nov. 25, 1984 vs. Atlanta (20-23)
	81.8 <td>Jeff Blake, Oct. 19, 1995 at Pittsburgh (18-22)</td>	Jeff Blake, Oct. 19, 1995 at Pittsburgh (18-22)
	81.5 <td>Jon Kitna, Nov. 3, 2002 at Houston (22-27)</td>	Jon Kitna, Nov. 3, 2002 at Houston (22-27)

NOTE: Minimum 20 attempts.

PASSING YARDS

CAREER	32,838	Ken Anderson	1971-86
	27,149 <td>Boomer Esiason</td> <td>1984-92, 97</td>	Boomer Esiason	1984-92, 97
	15,134 <td>Jeff Blake</td> <td>1994-99</td>	Jeff Blake	1994-99
	10,608 <td>Jon Kitna</td> <td>2001-04</td>	Jon Kitna	2001-04
	3,880 <td>David Klingler</td> <td>1992-95</td>	David Klingler	1992-95

SEASON	3,959	Boomer Esiason	1986
(Total)	3,822 <td>Jeff Blake</td> <td>1995</td>	Jeff Blake	1995
	3,754 <td>Ken Anderson</td> <td>1981</td>	Ken Anderson	1981
	3,624 <td>Jeff Blake</td> <td>1996</td>	Jeff Blake	1996
	3,591 <td>Jon Kitna</td> <td>2003</td>	Jon Kitna	2003

SEASON	277.2	Ken Anderson (2,495yds/9g)	1982
(Avg. per game)	247.4 <td>Boomer Esiason (3,959yds/16g)</td> <td>1986</td>	Boomer Esiason (3,959yds/16g)	1986
	238.9 <td>Jeff Blake (3,822yds/16g)</td> <td>1995</td>	Jeff Blake (3,822yds/16g)	1995
	234.6 <td>Ken Anderson (3,754yds/16g)</td> <td>1981</td>	Ken Anderson (3,754yds/16g)	1981
	226.5 <td>Jeff Blake (3,624yds/16g)</td> <td>1996</td>	Jeff Blake (3,624yds/16g)	1996

GAME	490	Boomer Esiason, Oct. 7, 1990 at L.A. Rams
	447 <th>Ken Anderson, Nov. 17, 1975 vs. Buffalo</th>	Ken Anderson, Nov. 17, 1975 vs. Buffalo
	425 <th>Boomer Esiason, Dec. 21, 1986 vs. N.Y. Jets</th>	Boomer Esiason, Dec. 21, 1986 vs. N.Y. Jets
	416 <th>Ken Anderson, Dec. 20, 1982 at San Diego</th>	Ken Anderson, Dec. 20, 1982 at San Diego
	411 <th>Jon Kitna, Dec. 30, 2001 vs. Pittsburgh</th>	Jon Kitna, Dec. 30, 2001 vs. Pittsburgh

AVERAGE YARDS PER PASSING ATTEMPT

CAREER	7.62	Boomer Esiason	1984-92, 97
	7.34 <th>Ken Anderson</th> <th>1971-86</th>	Ken Anderson	1971-86
	6.81 <th>Jeff Blake</th> <th>1994-99</th>	Jeff Blake	1994-99
	6.32 <th>Jon Kitna</th> <th>2001-04</th>	Jon Kitna	2001-04

NOTE: Minimum 500 attempts.

SEASON	9.41	Greg Cook	1969
	9.21 <th>Boomer Esiason</th> <th>1988</th>	Boomer Esiason	1988
	8.44 <th>Boomer Esiason</th> <th>1986</th>	Boomer Esiason	1986
	8.41 <th>Ken Anderson</th> <th>1975</th>	Ken Anderson	1975
	8.13 <th>Ken Anderson</th> <th>1974</th>	Ken Anderson	1974

NOTE: Minimum 14 attempts per games in season.

TOUCHDOWN PASSES

CAREER	197	Ken Anderson	1971-86
	187 <th>Boomer Esiason</th> <th>1984-92, 97</th>	Boomer Esiason	1984-92, 97
	93 <th>Jeff Blake</th> <th>1994-99</th>	Jeff Blake	1994-99
	59 <th>Jon Kitna</th> <th>2001-04</th>	Jon Kitna	2001-04
	22 <th>Virgil Carter</th> <th>1970-73</th>	Virgil Carter	1970-73

SEASON	29	Ken Anderson	1981
	28 <th>Boomer Esiason</th> <th>1988</th>	Boomer Esiason	1988
	28 <th>Boomer Esiason</th> <th>1989</th>	Boomer Esiason	1989
	26 <th>Jeff Blake</th> <th>1995</th>	Jeff Blake	1995
	27 <th>Boomer Esiason</th> <th>1985</th>	Boomer Esiason	1985

GAME

5	Boomer Esiason, Dec. 21, 1986 vs. N.Y. Jets
5	Boomer Esiason, Oct. 29, 1989 vs. Tampa Bay
4	Greg Cook, Nov. 24, 1969 at Houston
4	Ken Anderson, Nov. 24, 1974 vs. Kansas City
4	Ken Anderson, Oct. 3, 1976 at Cleveland
4	Ken Anderson, Nov. 29, 1981 at Cleveland
4	Boomer Esiason, Sept. 11, 1988 at Phila.
4	Boomer Esiason, Dec. 17, 1989 vs. Houston
4	Jeff Blake, Nov. 13, 1994 vs. Houston
4	Jeff Blake, Nov. 24, 1996 vs. Atlanta
4	Boomer Esiason, Nov. 30, 1997 at Philadelphia
4	Jeff Blake, Dec. 5, 1999 vs. San Francisco
4	Jon Kitna, Nov. 3, 2002 at Houston
4	Jon Kitna, Nov. 23, 2003 at San Diego
4	Carson Palmer, Nov. 28, 2004 vs. Cleveland

PASSES HAD INTERCEPTED

CAREER	160	Ken Anderson	1971-86
	131 <th>Boomer Esiason</th> <th>1984-92, 97</th>	Boomer Esiason	1984-92, 97
	62 <th>Jeff Blake</th> <th>1994-99</th>	Jeff Blake	1994-99
	57 <th>Jon Kitna</th> <th>2001-04</th>	Jon Kitna	2001-04
	21 <th>David Klingler</th> <th>1992-95</th>	David Klingler	1992-95

SEASON	22	Ken Anderson	1978
	22 <th>Boomer Esiason</th> <th>1990</th>	Boomer Esiason	1990
	22 <th>Jon Kitna</th> <th>2001</th>	Jon Kitna	2001
	19 <th>Boomer Esiason</th> <th>1987</th>	Boomer Esiason	1987
	18 <th>Carson Palmer</th> <th>2004</th>	Carson Palmer	2004

GAME	5	Boomer Esiason, Oct. 16, 1988 at New England
	4 <th>Ken Anderson, Oct. 19, 1975 vs. Oakland</th>	Ken Anderson, Oct. 19, 1975 vs. Oakland
	4 <th>Ken Anderson, Oct. 1, 1978 at San Francisco</th>	Ken Anderson, Oct. 1, 1978 at San Francisco
	4 <th>Ken Anderson, Nov. 13, 1978 vs. Oakland</th>	Ken Anderson, Nov. 13, 1978 vs. Oakland
	4 <th>Ken Anderson, Sept. 16, 1984 at N.Y. Jets</th>	Ken Anderson, Sept. 16, 1984 at N.Y. Jets
	4 <th>Turk Schonert, Oct. 1, 1984 at Pittsburgh</th>	Turk Schonert, Oct. 1, 1984 at Pittsburgh
	4 <th>Boomer Esiason, Sept. 28, 1986 vs. Chicago</th>	Boomer Esiason, Sept. 28, 1986 vs. Chicago
	4 <th>Boomer Esiason, Sept. 27, 1992 vs. Minnesota</th>	Boomer Esiason, Sept. 27, 1992 vs. Minnesota

PASSER RATING

CAREER	83.1	Boomer Esiason	1984-92, 97
	81.9 <th>Ken Anderson</th> <th>1971-86</th>	Ken Anderson	1971-86
	79.3 <th>Jeff Blake</th> <th>1994-99</th>	Jeff Blake	1994-99
	75.3 <th>Jon Kitna</th> <th>2001-04</th>	Jon Kitna	2001-04
	74.9 <th>Virgil Carter</th> <th>1970-73</th>	Virgil Carter	1970-73

NOTE: Minimum 500 attempts.

SEASON	98.4	Ken Anderson	1981
	97.4 <th>Boomer Esiason</th> <th>1988</th>	Boomer Esiason	1988
	95.7 <th>Ken Anderson</th> <th>1974</th>	Ken Anderson	1974
	95.3 <th>Ken Anderson</th> <th>1982</th>	Ken Anderson	1982
	93.9 <th>Ken Anderson</th> <th>1975</th>	Ken Anderson	1975

NOTE: Minimum 14 attempts per games in season.

LONGEST PASSES

94	Ken Anderson to Billy Brooks, Nov. 13, 1977 at Minnesota (TD)
90	Virgil Carter to Speedy Thomas, Sept. 19, 1971 vs. Philadelphia (TD)
88	Jeff Blake to Darnay Scott, Sept. 17, 1995 at Seattle (TD)
86	Boomer Esiason to Eddie Brown, Nov. 6, 1988 vs. Pittsburgh (TD)
85	Ken Anderson to Isaac Curtis, Dec. 12, 1976 at N.Y. Jets (TD)

MOST 300-YARD GAMES

CAREER	23	Boomer Esiason	1984-92, 97
	19 <th>Ken Anderson</th> <th>1971-86</th>	Ken Anderson	1971-86
	8 <th>Jeff Blake</th> <th>1994-99</th>	Jeff Blake	1994-99
	5 <th>Jon Kitna</th> <th>2001-04</th>	Jon Kitna	2001-04
	2 <th>Carson Palmer</th> <th>2003-04</th>	Carson Palmer	2003-04

SEASON	5	Boomer Esiason	1987
	4 <th>Ken Anderson</th> <th>1982</th>	Ken Anderson	1982
	4 <th>Boomer Esiason</th> <th>1985</th>	Boomer Esiason	1985
	4 <th>Boomer Esiason</th> <th>1989</th>	Boomer Esiason	1989
	3 <th>(5 times; most recent: Jon Kitna, 2001)</th>	(5 times; most recent: Jon Kitna, 2001)	

CONSECUTIVE	3	Ken Anderson	1984 (Gms. 1-3)
	2 <th>Ken Anderson</th> <th>1982 (Gms. 1-2)</th>	Ken Anderson	1982 (Gms. 1-2)
	2 <th>Boomer Esiason</th> <th>1987 (Gms. 6-7)</th>	Boomer Esiason	1987 (Gms. 6-7)
	2 <th>Boomer Esiason</th> <th>1987 (Gms. 12-13)</th>	Boomer Esiason	1987 (Gms. 12-13)
	2 <th>Boomer Esiason</th> <th>1989 (Gms. 15-16)</th>	Boomer Esiason	1989 (Gms. 15-16)
	2 <th>Jeff Blake</th> <th>1994 (Gms. 9-10)</th>	Jeff Blake	1994 (Gms. 9-10)
	2 <th>Jeff Blake</th> <th>1996 (Gms. 12-13)</th>	Jeff Blake	1996 (Gms. 12-13)
	2 <th>Jon Kitna</th> <th>2001 (Gms. 15-16)</th>	Jon Kitna	2001 (Gms. 15-16)

RECEIVING

TOTAL RECEPTIONS

CAREER	530	Carl Pickens	1992-99
	417	Cris Collinsworth	1981-88
	416	Isaac Curtis	1973-84
	396	Darnay Scott	1994-2001
	363	Eddie Brown	1985-91
SEASON	100	Carl Pickens	1996
	99	Carl Pickens	1995
	95	Chad Johnson	2004
	90	Chad Johnson	2003
	82	Carl Pickens	1998

GAME	13	Carl Pickens, Oct. 11, 1998 vs. Pittsburgh
	12	James Brooks, Dec. 25, 1989 at Minnesota
	12	Carl Pickens, Nov. 10, 1996 vs. Pittsburgh
	12	T.J. Houshmandzadeh, Dec. 12, 2004 at New England
	11	Tim McGee, Nov. 19, 1989 vs. Detroit
	11	Carl Pickens, Nov. 13, 1994 vs. Houston
	11	Carl Pickens, Dec. 10, 1995 vs. Chicago
	11	Carl Pickens, Nov. 24, 1996 vs. Atlanta
	11	Peter Warrick, Dec. 7, 2003 at Baltimore

RECEIVING YARDS

CAREER	7,101	Isaac Curtis	1973-84
	6,887	Carl Pickens	1992-99
	6,698	Cris Collinsworth	1981-88
	6,134	Eddie Brown	1985-91
	5,975	Darnay Scott	1994-2001
SEASON	1,355	Chad Johnson	2003
	1,274	Chad Johnson	2004
	1,273	Eddie Brown	1988
	1,234	Carl Pickens	1995
	1,211	Tim McGee	1989

GAME	216	Eddie Brown, Nov. 6, 1988 vs. Pittsburgh
	206	Cris Collinsworth, Oct. 2, 1983 vs. Baltimore
	204	Carl Pickens, Oct. 11, 1998 vs. Pittsburgh
	201	John McDaniel, Dec. 6, 1976 at Oakland
	200	Charlie Joiner, Nov. 23, 1975 at Cleveland

AVERAGE YARDS PER RECEPTION

CAREER	17.1	Isaac Curtis (416-7,101)	1973-84
	16.9	Eddie Brown (363-6,134)	1985-91
	16.7	Tim McGee (282-4,703)	1986-92, 94-95
	16.1	Cris Collinsworth (417-6698)	1981-88
	15.5	Darnay Scott (396-5975)	1994-2001

NOTE: Minimum 100 receptions.

SEASON	24.0	Eddie Brown (53-1,273)	1988
	22.6	Bob Trumpy (37-835)	1969
	21.4	Eric Crabtree (40-855)	1969
	21.2	Isaac Curtis (44-934)	1975
	21.1	Isaac Curtis (30-633)	1974

RECEIVING TOUCHDOWNS

CAREER	63	Carl Pickens	1992-99
	53	Isaac Curtis	1973-84
	41	Eddie Brown	1985-91
	36	Cris Collinsworth	1981-88
	36	Darnay Scott	1994-2001

SEASON	17	Carl Pickens	1995
	12	Carl Pickens	1996
	11	Carl Pickens	1994
	10	Isaac Curtis	1974
	10	Cris Collinsworth	1986
	10	Chad Johnson	2003

GAME	3	(9 times; most recent: Chad Johnson, Nov. 23, 2003 at San Diego)
-------------	---	--

LONGEST RECEPTIONS

94	Billy Brooks from Ken Anderson, Nov. 13, 1977 at Minnesota (TD)
90	Speedy Thomas from Virgil Carter, Sept. 19, 1971 vs. Philadelphia (TD)
88	Darnay Scott from Jeff Blake, Sept. 17, 1995 at Seattle (TD)
86	Eddie Brown from Boomer Esiason, Nov. 6, 1988 vs. Pittsburgh (TD)
85	Isaac Curtis from Ken Anderson, Dec. 12, 1976 at N.Y. Jets (TD)

MOST 100-YARD GAMES

CAREER	20	Isaac Curtis	1973-84
	19	Carl Pickens	1992-99
	18	Cris Collinsworth	1981-88
	14	Eddie Brown	1985-91
	13	Darnay Scott	1994-2001
	13	Chad Johnson	2001-04

SEASON	5	Eddie Brown	1988
	5	Tim McGee	1989
	5	Carl Pickens	1994
	5	Carl Pickens	1995
	5	Chad Johnson	2002
5	Chad Johnson	2003	

CONSECUTIVE	4	Carl Pickens	1994 (Gms. 10-13)
	3	Isaac Curtis	1973 (Gms. 13-14) to 74 (Gm. 1)
	3	Chad Johnson	2002 (Gms. 9-11)
	2	(12 times; most recent: T.J. Houshmandzadeh, 2004, Gms. 12-13)	

PUNTING

TOTAL PUNTS

CAREER	746	Lee Johnson	1988-98
	700	Pat McInally	1976-85
	285	Dave Lewis	1970-73
	177	Nick Harris	2001-03
	140	Dale Livingston	1968-69

SEASON	94	Daniel Pope	2000
	91	Pat McInally	1978
	90	Lee Johnson	1993
	89	Pat McInally	1979

GAME	11	Lee Johnson, Nov. 2, 1997 vs. San Diego
	10	(7 times; most recent: Kyle Larson, Sept. 19, 2004 vs. Miami)

PUNTING YARDS

CAREER	32,196	Lee Johnson	1988-98
	29,307	Pat McInally	1976-85
	12,447	Dave Lewis	1970-73
	7,064	Nick Harris	2001-03
	5,805	Dale Livingston	1968-69

SEASON	3,954	Lee Johnson	1993
	(Total)	3,919	Pat McInally
		3,775	Daniel Pope
		3,678	Pat McInally
		3,651	Dave Lewis

SEASON	260.8	Dave Lewis (3,651yds/14g)	1970
	(Avg. per game)	247.1	Lee Johnson (3,954yds/16g)
	244.9	Pat McInally (3,919yds/16g)	1978
	235.9	Daniel Pope (3,775yds/16g)	2000

GAME	483	Dave Lewis, Sept. 26, 1971 at Pittsburgh
	474	Lee Johnson, Nov. 2, 1997 vs. San Diego
	465	Scott Fullage, Oct. 4, 1987 vs. San Diego
443	Daniel Pope, Oct. 15, 2000 at Pittsburgh	

AVERAGE YARDS PER PUNT

CAREER	43.7	Dave Lewis	1970-73
	43.2	Lee Johnson	1988-98
	41.9	Pat McInally	1976-85

NOTE: Minimum 250 punts.

SEASON	46.2	Dave Lewis (79-3,651)	1970
	45.4	Pat McInally (72-3,272)	1981
	45.4	Lee Johnson (80-3,630)	1996
	44.8	Dave Lewis (72-3,239)	1971
	44.7	Lee Johnson (69-3,083)	1998

NOTE: Minimum 40 punts.

GAME	63.0	Will Brice (3-189), Sept. 12, 1999 at Tennessee
	55.6	Pat McInally (3-167), Sept. 27, 1981 vs. Buffalo
	55.0	Lee Johnson (4-220), Oct. 24, 1993 at Houston
54.8	Pat McInally (5-274), Oct. 21, 1979 at Cleve.	

NET YARDS PER PUNT

CAREER	38.4	Dave Lewis	1970-73
	36.8	Dale Livingston	1968-69
	35.3	Lee Johnson	1988-98
	34.0	Pat McInally	1976-85
	32.4	Nick Harris	2001-03

NOTE: Minimum 100 punts.

SEASON	39.3	Dale Livingston	1968
	39.0 <td>Dave Lewis</td> <td>1970</td>	Dave Lewis	1970
	38.6 <td>Lee Johnson</td> <td>1995</td>	Lee Johnson	1995
	38.4 <td>Dave Lewis</td> <td>1971</td>	Dave Lewis	1971
	38.0 <td>Dave Lewis</td> <td>1973</td>	Dave Lewis	1973

NOTE: Minimum 40 punts.

GAME	51.3	Lee Johnson, Nov. 6, 1994 at Seattle
	48.0 <th>Lee Johnson, Dec. 14, 1997 vs. Dallas</th>	Lee Johnson, Dec. 14, 1997 vs. Dallas
	47.5 <th>Dave Lewis, Nov. 15, 1970 vs. Cleveland</th>	Dave Lewis, Nov. 15, 1970 vs. Cleveland
	47.5 <th>Lee Johnson, Sept. 7, 1997 at Baltimore</th>	Lee Johnson, Sept. 7, 1997 at Baltimore
	46.9 <th>Lee Johnson, Sept. 20, 1998 vs. Green Bay</th>	Lee Johnson, Sept. 20, 1998 vs. Green Bay

NOTE: Minimum 4 punts.

INSIDE-20 PUNTS (since 1976)

CAREER	186	Lee Johnson	1988-98
	157 <th>Pat McInally</th> <th>1976-85</th>	Pat McInally	1976-85
	37 <th>Nick Harris</th> <th>2001-03</th>	Nick Harris	2001-03
	23 <th>Scott Fullhage</th> <th>1987-88</th>	Scott Fullhage	1987-88
	21 <th>Kyle Larson</th> <th>2004</th>	Kyle Larson	2004

SEASON	27	Lee Johnson	1997
	26 <th>Lee Johnson</th> <th>1995</th>	Lee Johnson	1995
	25 <th>Pat McInally</th> <th>1978</th>	Pat McInally	1978
	24 <th>Lee Johnson</th> <th>1993</th>	Lee Johnson	1993
	21 <th>(3 times; most recent: Kyle Larson, 2004)</th> <td></td>	(3 times; most recent: Kyle Larson, 2004)	

GAME	6	Lee Johnson, Nov. 2, 1997 vs. San Diego
	5 <th>Pat McInally, Oct. 5, 1980 at Green Bay</th>	Pat McInally, Oct. 5, 1980 at Green Bay
	5 <th>Pat McInally, Oct. 21, 1984 vs. Cleveland</th>	Pat McInally, Oct. 21, 1984 vs. Cleveland
	4 <th>(6 times; most recent: Kyle Larson, Oct. 3, 2004 at Pittsburgh)</th>	(6 times; most recent: Kyle Larson, Oct. 3, 2004 at Pittsburgh)

LONGEST PUNTS

73	Brad Costello, Dec. 13, 1998 at Indianapolis
72	Will Brice, Sept. 12, 1999 at Tennessee
70	Lee Johnson, Sept. 23, 1990 vs. New England
70	Lee Johnson, Oct. 22, 1990 at Cleveland
69	Lee Johnson, Dec. 6, 1998 vs. Buffalo

PUNT RETURNS

TOTAL PUNT RETURNS

CAREER	140	Mike Martin	1983-89
	130 <th>Lemar Parrish</th> <th>1970-77</th>	Lemar Parrish	1970-77
	91 <th>Tommy Casanova</th> <th>1972-77</th>	Tommy Casanova	1972-77
	54 <th>Peter Warrick</th> <th>2000-03</th>	Peter Warrick	2000-03
	51 <th>Essex Johnson</th> <th>1968-75</th>	Essex Johnson	1968-75

SEASON	43	Patrick Robinson	1993
	34 <th>Craig Yeast</th> <th>2000</th>	Craig Yeast	2000
	32 <th>Vaughn Lusby</th> <th>1979</th>	Vaughn Lusby	1979
	32 <th>Mike Martin</th> <th>1985</th>	Mike Martin	1985

GAME	7	Tony Davis, Nov. 27, 1977 vs. N.Y. Giants
	7 <th>Craig Yeast, Sept. 10, 2000 vs. Cleveland</th>	Craig Yeast, Sept. 10, 2000 vs. Cleveland
	6 <th>(3 times; most recent: John Simmons, Nov. 20, 1983 vs. Houston)</th>	(3 times; most recent: John Simmons, Nov. 20, 1983 vs. Houston)

PUNT RETURN YARDS

CAREER	1,381	Mike Martin	1983-89
	1,201 <th>Lemar Parrish</th> <th>1970-77</th>	Lemar Parrish	1970-77
	784 <th>Tommy Casanova</th> <th>1972-77</th>	Tommy Casanova	1972-77
	526 <th>Peter Warrick</th> <th>2000-03</th>	Peter Warrick	2000-03
	510 <th>Mitchell Price</th> <th>1990-93</th>	Mitchell Price	1990-93

SEASON	376	Mike Martin	1984
	338 <th>Lemar Parrish</th> <th>1974</th>	Lemar Parrish	1974
	307 <th>Corey Sawyer</th> <th>1994</th>	Corey Sawyer	1994
	305 <th>Patrick Robinson</th> <th>1993</th>	Patrick Robinson	1993
	289 <th>Tommy Casanova</th> <th>1972</th>	Tommy Casanova	1972

GAME	126	T.J. Houshmandzadeh, Nov. 25, 2001 at Cleve.
	106 <th>Tommy Casanova, Oct. 8, 1972 vs. Denver</th>	Tommy Casanova, Oct. 8, 1972 vs. Denver
	100 <th>Carl Pickens, Sept. 20, 1992 at Green Bay</th>	Carl Pickens, Sept. 20, 1992 at Green Bay
	95 <th>Lemar Parrish, Oct. 6, 1974 vs. Washington</th>	Lemar Parrish, Oct. 6, 1974 vs. Washington
	94 <th>Lemar Parrish, Sept. 15, 1974 vs. Cleveland</th>	Lemar Parrish, Sept. 15, 1974 vs. Cleveland

AVERAGE YARDS PER PUNT RETURN

CAREER	9.9	Mike Martin (140-1,381)	1983-89
	9.7 <th>Peter Warrick (54-526)</th> <th>2000-03</th>	Peter Warrick (54-526)	2000-03
	9.6 <th>Corey Sawyer (50-482)</th> <th>1994-98</th>	Corey Sawyer (50-482)	1994-98
	9.2 <th>Lemar Parrish (130-1,201)</th> <th>1970-77</th>	Lemar Parrish (130-1,201)	1970-77
	8.6 <th>Tommy Casanova (91-784)</th> <th>1972-77</th>	Tommy Casanova (91-784)	1972-77

NOTE: Minimum 50 returns.

SEASON	18.8	Lemar Parrish (18-338)	1974
	15.7 <th>Mike Martin (24-376)</th> <th>1984</th>	Mike Martin (24-376)	1984
	11.8 <th>Corey Sawyer (26-307)</th> <th>1994</th>	Corey Sawyer (26-307)	1994
	11.6 <th>Tony Davis (19-220)</th> <th>1977</th>	Tony Davis (19-220)	1977
	11.0 <th>Tommy Casanova (24-265)</th> <th>1974</th>	Tommy Casanova (24-265)	1974

NOTE: Minimum 1.25 returns per game in season.

PUNT RETURNS FOR TOUCHDOWNS

CAREER	4	Lemar Parrish	1970-77
	2 <th>Mitchell Price</th> <th>1990-93</th>	Mitchell Price	1990-93
	2 <th>Craig Yeast</th> <th>1999-2000</th>	Craig Yeast	1999-2000
	2 <th>Peter Warrick</th> <th>2000-04</th>	Peter Warrick	2000-04

SEASON	2	Lemar Parrish	1974
	2 <th>Craig Yeast</th> <th>1999</th>	Craig Yeast	1999
	1 <th>(10 times; most recent: Peter Warrick, 2003)</th> <td></td>	(10 times; most recent: Peter Warrick, 2003)	

GAME	1	(14 times; most recent: Peter Warrick, Nov. 16, 2003 vs. Kansas City)
------	---	---

LONGEST PUNT RETURNS

95	Carl Pickens, Sept. 20, 1992 at Green Bay (TD)
90	Lemar Parrish, Oct. 6, 1974 vs. Washington (TD)
86	Craig Yeast, Nov. 21, 1999 vs. Baltimore (TD)
86	T.J. Houshmandzadeh, Nov. 25, 2001 at Cleve.
82	Corey Sawyer, Sept. 25, 1994 at Houston (TD)
82	Peter Warrick, Dec. 17, 2000 vs. Jacksonville (TD)

KICKOFF RETURNS

TOTAL KICKOFF RETURNS

CAREER	146	Tremain Mack	1997-2000
	136 <th>Stanford Jennings</th> <th>1984-90</th>	Stanford Jennings	1984-90
	115 <th>Eric Ball</th> <th>1989-94</th>	Eric Ball	1989-94
	109 <th>Brandon Bennett</th> <th>1998-2003</th>	Brandon Bennett	1998-2003
	104 <th>David Dunn</th> <th>1995-98</th>	David Dunn	1995-98

SEASON	55	Deacon Turner	1979
	53 <th>Brandon Bennett</th> <th>2003</th>	Brandon Bennett	2003
	51 <th>Tremain Mack</th> <th>1999</th>	Tremain Mack	1999
	50 <th>David Dunn</th> <th>1995</th>	David Dunn	1995
	50 <th>Tremain Mack</th> <th>2000</th>	Tremain Mack	2000

GAME	8	Eric Bieniemy, Nov. 30, 1997 at Philadelphia
	7 <th>(9 times; most recent: Cliff Russell, Dec. 5, 2004 at Baltimore)</th>	(9 times; most recent: Cliff Russell, Dec. 5, 2004 at Baltimore)

KICKOFF RETURN YARDS

CAREER	3,583	Tremain Mack	1997-2000
	2,752 <th>Stanford Jennings</th> <th>1984-90</th>	Stanford Jennings	1984-90
	2,498 <th>Brandon Bennett</th> <th>1998-2003</th>	Brandon Bennett	1998-2003
	2,474 <th>Eric Ball</th> <th>1989-94</th>	Eric Ball	1989-94
	2,361 <th>David Dunn</th> <th>1995-98</th>	David Dunn	1995-98

SEASON	1,382	Tremain Mack	1999
	1,231 <th>Brandon Bennett</th> <th>2002</th>	Brandon Bennett	2002
	1,165 <th>Tremain Mack</th> <th>1998</th>	Tremain Mack	1998
	1,149 <th>Deacon Turner</th> <th>1979</th>	Deacon Turner	1979
	1,146 <th>Brandon Bennett</th> <th>2003</th>	Brandon Bennett	2003

GAME	228	Brandon Bennett, Nov. 10, 2002 at Baltimore
	212 <th>Tremain Mack, Nov. 1, 1998 vs. Denver</th>	Tremain Mack, Nov. 1, 1998 vs. Denver
	201 <th>Eric Bieniemy, Oct. 26, 1997 at N.Y. Giants</th>	Eric Bieniemy, Oct. 26, 1997 at N.Y. Giants
	192 <th>Stanford Jennings, Nov. 13, 1988 at Kansas City</th>	Stanford Jennings, Nov. 13, 1988 at Kansas City
	189 <th>Tremain Mack, Sept. 27, 1998 at Baltimore</th>	Tremain Mack, Sept. 27, 1998 at Baltimore
	189 <th>Tremain Mack, Dec. 5, 1999 vs. San Francisco</th>	Tremain Mack, Dec. 5, 1999 vs. San Francisco

AVERAGE YARDS PER KICKOFF RETURN

CAREER	24.7	Lemar Parrish (61-1,504)	1970-77
	24.5	Tremain Mack (146-3,583)	1997-2000
	23.9	Bernard Jackson (96-2,298)	1972-75
	22.9	Brandon Bennett (109-2,498)	1998-2003
	22.7	David Dunn (104-2,361)	1995-98

NOTE: Minimum 50 returns.

SEASON	27.1	Tremain Mack (51-1,382)	1999
	25.9	Tremain Mack (45-1,165)	1998
	25.4	Willie Shelby (30-761)	1976
	25.1	Brandon Bennett (49-1,231)	2002
	24.8	Bernard Jackson (21-520)	1973

NOTE: Minimum 1.25 returns per games in season.

KICKOFF RETURNS FOR TOUCHDOWNS

CAREER	2	Tremain Mack	1997-2000
---------------	---	--------------	-----------

SEASON	1	Lemar Parrish	1970
	1	Willie Shelby	1976
	1	Stanford Jennings	1988
	1	David Dunn	1996
	1	Eric Bieniemy	1997
	1	Tremain Mack	1998
	1	Tremain Mack	1999
	1	Brandon Bennett	2002

GAME	1	(8 times; most recent: Brandon Bennett, Nov. 10, 2002 at Baltimore)
-------------	---	---

LONGEST KICKOFF RETURNS

102	Eric Bieniemy, Oct. 26, 1997 at N.Y. Giants (TD)
99	Tremain Mack, Nov. 14, 1999 vs. Tenn. (TD)
98	Stanford Jennings, Nov. 13, 1988 at K.C. (TD)
97	Willie Shelby, Oct. 3, 1976 at Cleveland (TD)
97	Tremain Mack, Sept. 27, 1998 at Baltimore (TD)
95	Lemar Parrish, Nov. 8, 1970 at Buffalo (TD)
94	Tim McGee, Oct. 23, 1986 vs. Minnesota
94	Brandon Bennett, Nov. 10, 2002 at Baltimore (TD)
90	David Dunn, Nov. 10, 1996 vs. Pittsburgh (TD)

INTERCEPTIONS

TOTAL INTERCEPTIONS

CAREER	65	Ken Riley	1969-83
	33	Louis Breeden	1978-87
	31	David Fulcher	1988-92
	25	Lemar Parrish	1970-77
	17	Tommy Casanova	1972-77

SEASON	9	Ken Riley	1976
	8	Ken Riley	1983
	8	David Fulcher	1989
	8	Ashley Ambrose	1996
	8	Tory James	2004

GAME	3	Lemar Parrish, Dec. 17, 1972 at Houston
	3	Ken Riley, Dec. 12, 1976 at N.Y. Jets
	3	Louis Breeden, Dec. 14, 1980 at Chicago
	3	Ken Riley, Nov. 28, 1982 vs. L.A. Raiders
	3	David Fulcher, Oct. 1, 1989 at Kansas City
	3	David Fulcher, Dec. 17, 1989 vs. Houston

INTERCEPTION RETURN YARDS

CAREER	596	Ken Riley	1969-83
	558	Louis Breeden	1978-87
	354	Lemar Parrish	1970-77
	305	Ray Griffin	1978-84
	289	Darryl Williams	1992-95, 2000-01

SEASON	167	Ray Griffin	1979
	145	Louis Breeden	1981
	141	Ken Riley	1976
	126	Darryl Williams	1993
	121	Ray Horton	1983

LONGEST INTERCEPTION RETURNS

102	Louis Breeden, Nov. 8, 1981 at San Diego (TD)
102	Artrell Hawkins, Nov. 3, 2002 at Houston (TD)
97	Darryl Williams, Nov. 7, 1993 vs. Pittsburgh (TD)
96	Ray Griffin, Nov. 11, 1979 vs. San Diego (TD)
70	Harry Gunner, Oct. 26, 1969 at Kansas City (TD)
70	Louis Breeden, Nov. 11, 1984 at Pittsburgh

INTERCEPTION RETURNS FOR TOUCHDOWNS

CAREER	5	Ken Riley	1969-83
	4	Lemar Parrish	1970-77
	3	Ray Griffin	1978-84
	3	James Griffin	1983-85
	3	James Francis	1990-98

SEASON	2	Lemar Parrish	1972
	2	Tommy Casanova	1976
	2	Scott Perry	1978
	2	Ray Griffin	1980
	2	Ken Riley	1983

GAME	2	Lemar Parrish, Dec. 17, 1972 at Houston
-------------	---	---

SACKS

TOTAL SACKS (since 1976)

CAREER	83.5	Eddie Edwards	1977-88
	62.5	Reggie Williams	1976-89
	59.0	Ross Browner	1978-86
	34.5	Tim Krumrie	1983-94
	33.0	James Francis	1990-98

SEASON	22.0	Coy Bacon	1976
	13.0	Eddie Edwards	1983
	12.0	Eddie Edwards	1980
	11.0	Reggie Williams	1981
	10.0	Gary Burley	1976
	10.0	Eddie Edwards	1981
	10.0	Alfred Williams	1992

GAME	5.0	Eddie Edwards, Dec. 21, 1980 vs. Cleveland
	4.0	Alfred Williams, Oct. 16, 1994 at Pittsburgh
	3.5	Gerald Dixon, Dec. 21, 1997 vs. Baltimore

STINGY DEFENSE

The Bengals allowed only 25 rushing yards on 20 carries in their 16-13 Sunday night win over Miami last Sept. 19 at Paul Brown Stadium — the second-stingiest performance in franchise history. The only Bengals club to allow fewer rushing yards in a game was the 1999 team, which held Cleveland to 11 yards on 11 carries in a 44-28 Cincinnati win on Dec. 12 at Cinergy Field.

BENGALS TEAM RECORDS (REGULAR SEASON)

WINS/LOSSES

GAMES WON

SEASON	12	1981
	12	1988
	11	1975

HIGHEST WINNING PERCENTAGE

SEASON	.786 (11-3)	1975
	.750 (12-4)	1981
	.750 (12-4)	1988

CONSECUTIVE GAMES WON

ALL GAMES	8	1970 (7) & 1971 (1)
	7	1973 (6) & 1974 (1)

HOME GAMES	10	1988 (8) & 1989 (2)
	9	1975 (3) & 1976 (6)
	8	1973 (7) & 1974 (1)

ROAD GAMES	4	1973 (2) & 1974 (2)
	4	1975
	4	1981

ONE SEASON	7	1970 (Gms. 8-14)
	6	1973 (Gms. 9-14)
	6	1975 (Gms. 1-6)
	6	1988 (Gms. 1-6)

GAMES LOST

SEASON	14	2002
	13	(4 times; most recent: 1998)

LOWEST WINNING PERCENTAGE

SEASON	.125 (2-14)	2002
	.188 (3-13)	(4 times; most recent: 1998)

CONSECUTIVE GAMES LOST

ALL GAMES	11	1992 (1) & 1993 (10)
	9	1977 (1) & 1978 (8)
	9	1993 (1) & 1994 (8)
	9	1998 (Games 6-14)

HOME GAMES	11	1998 (5) & 1999 (6)
	7	2002
	6	1987
	6	1992 (1) & 1993 (5)

ROAD GAMES	15	1992 (3), 1993 (8) & 1994 (4)
	10	1979 (8) & 1980 (2)
	10	1990 (2) & 1991 (8)

ONE SEASON	10	1993 (Gms. 1-10)
	9	1998 (Gms. 6-14)
	8	(3 times; most recent: 1994, Gms. 1-8)

SCORING

POINTS SCORED

SEASON	448	1988
	441	1985
	421	1981
	409	1986
	404	1989

GAME	61	—	Dec. 17, 1972 at Houston
	61	—	Dec. 17, 1989 vs. Houston
	58	—	Nov. 28, 2004 vs. Cleveland
	56	—	Oct. 29, 1989 vs. Tampa Bay
	55	—	Nov. 6, 1983 at Houston

HALF	45	—	Dec. 17, 1972 at Houston (2nd half)
	41	—	Dec. 21, 1975 vs. San Diego (1st half)
	38	—	Dec. 20, 1970 vs. Boston (1st half)
	38	—	Nov. 20, 1983 vs. Houston (1st half)

QUARTER

28	—	Dec. 17, 1972 at Houston (4th qtr)
28	—	Oct. 23, 1988 vs. Houston (1st qtr)
28	—	Nov. 19, 1989 vs. Detroit (2nd qtr)
27	—	Oct. 5, 1986 at Green Bay (2nd qtr)
27	—	Dec. 21, 1975 vs. San Diego (1st qtr)

Note: The Bengals' highest point total in a 3rd quarter is 21 (5 times). The most recent: Dec. 17, 1989 vs. Houston.

TOUCHDOWNS

SEASON	59	1988
	53	1985
	52	1989
	51	1981
	51	1986

GAME	8	—	Oct. 29, 1989 vs. Tampa Bay
	8	—	Dec. 17, 1989 vs. Houston
	7	—	(7 times; most recent: Nov. 28, 2004 vs. Cleveland)

RUSHING TOUCHDOWNS

SEASON	27	1988
	24	1983
	24	1986
	23	1979
	23	1997

GAME	5	—	Nov. 6, 1983 at Houston
	5	—	Oct. 23, 1988 vs. Houston
	4	—	(7 times; most recent: Dec. 12, 1999 vs. Cleveland)

PASSING TOUCHDOWNS

SEASON	32	1989
	31	1985
	30	1981
	29	1995
	28	1988

GAME	6	—	Oct. 29, 1989 vs. Tampa Bay
	5	—	Dec. 17, 1989 vs. Houston
	5	—	Dec. 21, 1986 vs. N.Y. Jets

POINTS AFTER TOUCHDOWNS

SEASON	56	1988
	50	1986
	50	1989
	49	1981
	49	1985

GAME	8	—	Oct. 29, 1989 vs. Tampa Bay
	7	—	(5 times; most recent: Nov. 28, 2004 vs. Cleveland)

FIELD GOALS

SEASON	29	1995
(Total)	28	1994
	27	1972
	27	2004
	25	1970
	25	1987

SEASON	1.93	1972
(Avg. per game)	1.81	1995
	1.79	1970
	1.75	1994
	1.69	2004

GAME	6	—	Nov. 6, 1994 at Seattle
	5	—	(5 times; most recent: Sept. 3, 1995 at Indianapolis)

SAFETIES

SEASON	3	1993
	2	(4 times; most recent: 1995)

GAME	1	25 times
------	---	-------	----------

OFFENSE

FIRST DOWNS

SEASON	361	1981
	351	1988
	348	1986
	348	1989
	344	1985

GAME	35 — Dec. 17, 1989 vs. Houston
	34 — Nov. 17, 1975 vs. Buffalo
	34 — Dec. 7, 1975 at Philadelphia
	34 — Nov. 27, 1988 vs. Buffalo
	34 — Dec. 4, 1997 vs. Tennessee

TOTAL NET YARDS

SEASON	6,490	1986
	6,101	1989
	6,057	1988
	5,968	1981
	5,900	1985

GAME	621 — Dec. 21, 1986 vs. N.Y. Jets
	584 — Dec. 7, 1986 at New England
	584 — Dec. 17, 1989 vs. Houston
	582 — Oct. 7, 1990 at L.A. Rams
	571 — Nov. 22, 1981 vs. Denver

NET YARDS RUSHING

SEASON	2,710	1988
	2,533	1986
	2,483	1989
	2,329	1979
	2,314	2000

GAME	407 — Oct. 22, 2000 vs. Denver
	300 — Dec. 7, 1986 at New England
	292 — Dec. 3, 2000 vs. Arizona
	279 — Dec. 12, 1999 vs. Cleveland
	276 — Dec. 4, 1997 vs. Tennessee

RUSHING ATTEMPTS

SEASON	563	1988
	560	1979
	542	1983
	540	1984
	538	1987

GAME	61 — Oct. 11, 1987 at Seattle
	57 — Nov. 9, 2003 vs. Houston
	55 — Oct. 14, 1973 vs. Pittsburgh
	55 — Dec. 4, 1983 at Pittsburgh
	54 — (3 times; most recent: Dec. 3, 2000 vs. Arizona)

AVERAGE YARDS PER RUSHING ATTEMPT

SEASON	4.9	1986
	4.8	1988
	4.69	1989
	4.67	2000
	4.640	1999
	4.636	1971

NET YARDS PASSING

SEASON	3,995	1981
(Total)	3,957	1986
	3,753	1995
	3,717	1985
	3,618	1989

SEASON	259.9	1982
(Avg. per game)	249.7	1981
	247.3	1986
	234.6	1995
	232.3	1985

GAME	483 — Oct. 7, 1990 at L.A. Rams
	447 — Nov. 19, 1989 vs. Detroit
	441 — Nov. 17, 1975 vs. Buffalo
	416 — Dec. 21, 1986 vs. N.Y. Jets

PASSING ATTEMPTS

SEASON	602	2001
	591	2002
	586	1995
	563	1996
	550	1981

GAME	68 — Dec. 30, 2001 vs. Pittsburgh
	56 — Dec. 20, 1982 at San Diego
	54 — Dec. 25, 1989 at Minnesota
	53 — Nov. 22, 1987 vs. Pittsburgh

COMPLETIONS

SEASON	350	2002
	334	1995
	332	1981
	324	2003
	324	2004

GAME	40 — Dec. 20, 1982 at San Diego
	35 — Dec. 30, 2001 vs. Pittsburgh
	33 — Nov. 19, 1989 vs. Detroit
	32 — Nov. 10, 1991 vs. Pittsburgh

PASSES HAD INTERCEPTED

SEASON	30	1978
	26	2001
	25	1980
	23	1990
	22	1984
	22	2002
	22	2004

GAME	5 — (6 times; most recent: Nov. 25, 2001 at Cleveland)
------	--

SACKS ALLOWED

SEASON	63	1979
(Total)	57	1969
	53	1993
	53	1998

SEASON	4.07	1969
(Avg. per game)	3.94	1979
	3.31	1993
	3.31	1998

GAME	10 — Nov. 29, 1992 vs. Pittsburgh
	10 — Oct. 19, 1969 vs. Denver
	10 — Oct. 13, 1996 at Pittsburgh

DEFENSE

FEWEST POINTS ALLOWED

SEASON	177	1982 (9 games)
(Total)	210	1976
	229	1972
	231	1973
	235	1977

SEASON	15.0	1976
(Avg. per game)	16.4	1972
	16.5	1973
	16.8	1977
	17.6	1975

GAME	0 — (7 times; most recent: Dec. 3, 1989 at Cleveland)
------	---

MOST POINTS ALLOWED

SEASON	460	1999
	456	2002
	452	1998
	437	1985
	435	1991

GAME	52 — Dec. 8, 2002 at Carolina
	51 — Sept. 9, 1979 at Buffalo
	50 — Dec. 20, 1982 at San Diego
	49 — Nov. 19, 1995 vs. Pittsburgh
	48 — Oct. 14, 1990 at Houston
	48 — Nov. 26, 2000 vs. Pittsburgh
	48 — Nov. 28, 2004 vs. Cleveland

FEWEST FIRST DOWNS ALLOWED

GAME	6	— Oct. 14, 1973 vs. Pittsburgh
	6	— Dec. 12, 1976 at N.Y. Jets
	7	— Sept. 26, 1976 vs. Green Bay
	8	— Nov. 30, 1969 at Buffalo
	8	— Dec. 20, 1970 vs. Boston
	8	— Nov. 28, 1971 vs. San Diego

FEWEST TOTAL NET YARDS ALLOWED

SEASON	2,893 1982 (9 games)
(Total)	3,552 1972
	3,670 1976
	3,705 1973
	3,906 1971

SEASON	253.3 1972
(Avg. per game)	262.1 1976
	264.6 1973
	270.4 1983
	279.0 1971

GAME	36	— Sept. 26, 1976 vs. Green Bay
	72	— Dec. 12, 1976 at N.Y. Jets
	130	— Nov. 28, 1971 vs. San Diego
	137	— Sept. 17, 1972 at New England
	138	— Oct. 14, 1973 vs. Pittsburgh

FEWEST NET YARDS RUSHING ALLOWED

GAME	11	— Dec. 12, 1999 vs. Cleveland
	25	— Sept. 19, 2004 vs. Miami
	26	— Sept. 19, 1982 at Pittsburgh
	27	— Oct. 13, 1985 vs. N.Y. Giants
	27	— Sept. 15, 1996 vs. New Orleans

FEWEST NET YARDS PASSING ALLOWED

GAME	-35	— Sept. 26, 1976 vs. Green Bay
	-5	— Dec. 12, 1976 at N.Y. Jets
	-4	— Oct. 4, 1981 at Houston
	3	— Sept. 15, 1974 vs. Cleveland
	19	— Nov. 24, 1991 vs. L.A. Raiders

INTERCEPTIONS

SEASON	34 1996
	27 1971
	26 1976
	25 1984
	23 1970
	23 1983

GAME	6	— Nov. 28, 1971 vs. San Diego
	6	— Dec. 12, 1976 at N.Y. Jets

SACKS

SEASON	48 2001
(Total)	46 1976
	45 1992
	43 1973

SEASON	3.29 1976
(Avg. per game)	3.07 1973
	3.00 2001
	2.81 1992

GAME	8	— Oct. 16, 1994 at Pittsburgh
	8	— Dec. 9, 2001 vs. Jacksonville
	7	— (7 times; most recent: Nov. 21, 2004 vs. Pittsburgh)

PENALTIES**FEWEST PENALTIES INCURRED**

SEASON	50 1969
	55 1968
	56 1982 (9 games)
	69 1998
	71 1970

FEWEST PENALTY YARDS INCURRED

SEASON	475 1982 (9 games)
(Total)	556 1969
	618 1994
	620 1998
	627 1990

SEASON	38.6 1994
(Avg. per game)	38.8 1998

MOST PENALTIES INCURRED

SEASON	126 1999
	118 1980
	111 1986
	110 1978
	110 1985

GAME	16	— Oct. 6, 1985 vs. N.Y. Jets
	16	— Nov. 7, 1999 at Seattle
	15	— (3 times; most recent: Nov. 21, 1999 vs. Baltimore)

MOST PENALTY YARDS INCURRED

SEASON	1,027 1999
(Total)	956 1978
	949 1980
	921 1971
	896 1981

SEASON	65.8 1971
(Avg. per game)	64.2 1999

GAME	133	— Oct. 1, 1978 at San Francisco
	132	— Nov. 1, 1987 vs. Houston

OPPONENTS INDIVIDUAL SINGLE-GAME RECORDS

(Regular-season records; compiled by Jim Blount)

SCORING

TOTAL POINTS

- 24 Roland Hooks, Sept. 9, 1979 at Buffalo (4 rush TDs)
 24 Az-Zahir Hakim, Oct. 3, 1999 vs. St. Louis (3 rec TDs, 1 PR TD)
 19 Pat Leahy, Sept. 16, 1984 at N.Y. Jets (5 FGs, 4 PATs)

TOUCHDOWNS

- 4 Roland Hooks, Sept. 9, 1979 at Buffalo (4 rush TDs)
 4 Az-Zahir Hakim, Oct. 3, 1999 vs. St. Louis (3 recv TDs, 1 PR TD)

FIELD GOALS

- 5 Pat Leahy, Sept. 16, 1984 at N.Y. Jets (5-for-5)
 5 Nick Lowery, Nov. 13, 1988 at Kansas City (5-for-5)
 5 Rich Karlis, Dec. 25, 1989 at Minnesota (5-for-6)
 5 Matt Stover, Oct. 29, 1995 vs. Cleveland (5-for-5)
 5 Matt Stover, Dec. 26, 1999 at Baltimore (5-for-5)
 5 Steve Christie, Dec. 26, 2004 vs. N.Y. Giants (5-for-5)

LONGEST FIELD GOALS

- 60 Steve Cox, Oct. 21, 1984 vs. Cleveland
 54 Eddie Murray, Dec. 11, 1983 vs. Detroit
 53 Raul Allegre, Oct. 2, 1983 vs. Baltimore
 53 Dean Biasucci, Sept. 12, 1993 vs. Indianapolis
 53 Michael Husted, Oct. 8, 1995 at Tampa Bay

RUSHING

TOTAL RUSHING ATTEMPTS

- 45 Jamie Morris, Dec. 17, 1988 vs. Washington-OT (152 yds)
 41 Franco Harris, Oct. 17, 1976 at Pittsburgh (143 yds)
 40 Adrian Murrell, Sept. 28, 1997 vs. N.Y. Jets (156 yds)

RUSHING YARDS

- 227 Priest Holmes, Nov. 22, 1998 vs. Baltimore (36 att)
 215 Terrell Davis, Sept. 21, 1997 at Denver (27 att)
 202 Earl Campbell, Oct. 26, 1980 at Houston (27 att)
 197 O.J. Simpson, Nov. 17, 1975 vs. Buffalo (17 att)
 196 Curtis Martin, Sept. 12, 2004 at N.Y. Jets (29 att)

RUSHING TOUCHDOWNS

- 4 Roland Hooks, Sept. 9, 1979 at Buffalo
 3 (many times; most recently Jamal Lewis, Dec. 7, 2003 at Baltimore)

LONGEST RUSHES

- 92 Bo Jackson, Nov. 5, 1989 at Los Angeles Raiders (TD)
 88 Bo Jackson, Dec. 16, 1990 at Los Angeles Raiders
 80 Warren McVea, Oct. 26, 1969 at Kansas City (TD)
 76 Lee Suggs, Dec. 28, 2003 vs. Cleveland (TD)
 75 Jamal Lewis, Sept. 26, 2004 vs. Baltimore (TD)

PASSING

TOTAL PASSING ATTEMPTS

- 63 Elvis Grbac, Sept. 23, 2001 vs. Baltimore (33-of-63)
 62 Phil Simms, Oct. 13, 1985 vs. N.Y. Giants (40-of-62)
 437 Jerry Rhome, Dec. 13, 1970 at Houston (27-of-54)
 53 Troy Aikman, Dec. 14, 1997 vs. Dallas (28-of-53)

COMPLETIONS

- 40 Phil Simms, Oct. 13, 1985 vs. N.Y. Giants (40-of-62)
 33 Dan Marino, Oct. 1, 1995 vs. Miami (33-of-48)
 33 Elvis Grbac, Sept. 23, 2001 vs. Baltimore (33-of-63)
 31 Brett Favre, Dec. 3, 1995 at Green Bay (31-of-43)

PASSING YARDS

- 513 Phil Simms, Oct. 13, 1985 vs. N.Y. Giants (40-of-62)
 450 Dan Marino, Oct. 1, 1995 vs. Miami (33-of-48)
 437 Jeff Garcia, Dec. 5, 1999 vs. San Francisco (33-of-49)
 435 Dan Fouts, Dec. 20, 1982 at San Diego (25-of-40)
 413 Kelly Holcomb, Nov. 28, 2004 vs. Cleveland (30-of-39)

TOUCHDOWN PASSES

- 5 Warren Moon, Oct. 14, 1990 at Houston
 5 Jim Kelly, Oct. 21, 1991 at Buffalo
 5 Warren Moon, Oct. 11, 1992 vs. Houston
 5 Kelly Holcomb, Nov. 28, 2004 vs. Cleveland

PASSES HAD INTERCEPTED

- 5 Daryle Lamonica, Nov. 2, 1969 vs. Oakland (44 passes)
 (many times; most recently Kordell Stewart, Dec. 30, 2001 vs. Pittsburgh, 35 passes)

LONGEST PASSES

- 99 Jeff Garcia to Andre' Davis, Oct. 17, 2004 at Cleveland (TD)
 87 Jerry Rhome to Charlie Joiner, Dec. 13, 1970 at Houston (TD)
 84 Jim Kelly to Chris Burkett, Sept. 14, 1986 vs. Buffalo (TD)
 84 Jay Schroeder to Willie Gault, Nov. 5, 1989 at L.A. Raiders (TD)
 83 Eric Zeier to Derrick Alexander, Dec. 21, 1997 vs. Baltimore (TD)

RECEIVING

TOTAL RECEPTIONS

- 14 Jimmy Smith, Jan. 2, 2000 at Jacksonville (165 yds)
 13 Art Monk, Dec. 15, 1985 at Washington (230 yds)
 13 Hines Ward, Nov. 30, 2003 at Pittsburgh (149 yds)
 12 Mark Bavaro, Oct. 13, 1985 vs. N.Y. Giants (176 yds)

RECEIVING YARDS

- 260 Wes Chandler, Dec. 20, 1982 at San Diego (10 catches)
 230 Art Monk, Dec. 15, 1985 at Washington (13 catches)
 220 James Lofton, Oct. 21, 1991 at Buffalo (8 catches)
 198 Roger Carr, Sept. 19, 1976 at Baltimore (6 catches)

RECEIVING TOUCHDOWNS

- 3 Warren Wells, Dec. 7, 1969 at Oakland
 3 Roger Carr, Sept. 19, 1976 at Baltimore
 3 Haywood Jeffries, Oct. 11, 1992 vs. Houston
 3 Haywood Jeffries, Nov. 14, 1993 vs. Houston
 3 Az-Zahir Hakim, Oct. 3, 1999 vs. St. Louis
 3 Steve Heiden, Nov. 28, 2004 vs. Cleveland

PUNTING

TOTAL PUNTS

- 12 Bill Van Heusen, Oct. 6, 1968 at Denver (532 yds)
 12 Josh Miller, Oct. 15, 2000 at Pittsburgh (526 yds)

LONGEST PUNTS

- 76 Lee Johnson, Sept. 9, 2001 vs. New England
 74 Dan Pastorini, Oct. 24, 1976 at Houston
 72 Brian Hansen, Oct. 17, 1993 vs. Cleveland
 72 Sean Landeta, Sept. 20, 1998 vs. Green Bay
 72 Josh Miller, Nov. 30, 2003 at Pittsburgh

PUNT RETURNS

PUNT RETURN YARDS

- 153 Steve Smith, Dec. 8, 2002 at Carolina (3 ret)
 127 Billy (White Shoes) Johnson, Oct. 5, 1975 at Houston (6 ret)
 115 Eric Metcalf, Sept. 4, 1994 vs. Cleveland (4 ret)

LONGEST PUNT RETURNS

- 95 Lamont Brightfoot, Nov. 10, 2002 at Baltimore (TD)
 92 Eric Metcalf, Sept. 4, 1994 vs. Cleveland (TD)
 87 Jermaine Lewis, Sept. 27, 1998 at Baltimore (TD)
 87 Steve Smith, Dec. 8, 2002 at Carolina (TD)

KICKOFF RETURNS

KICKOFF RETURN YARDS

- 229 Desmond Howard, Oct. 28, 2001 at Detroit (5 ret)
 212 Richard Alston, Nov. 28, 2004 vs. Cleveland (10 ret)
 186 J.J. Moses, Nov. 9, 2003 vs. Houston (7 ret)
 169 Dino Hall, Nov. 29, 1981 at Cleveland (7 ret)

LONGEST KICKOFF RETURNS

- 105 Mercury Morris, Sept. 14, 1969 vs. Miami (TD)
 103 Bob Gresham, Sept. 23, 1973 vs. Houston (TD)
 101 Derrick Mason, Nov. 18, 2001 vs. Tennessee (TD)
 100 Max Anderson, Sept. 22, 1968 vs. Buffalo (TD)
 100 Jon Vaughn, Dec. 20, 1992 vs. New England (TD)

INTERCEPTIONS

TOTAL INTERCEPTIONS

- 3 Mike Wagner, Oct. 28, 1973 at Pittsburgh
 3 Lee Roy Jordan, Nov. 4, 1973 at Dallas
 3 Anthony Leonard, Oct. 1, 1978 at San Francisco
 3 Todd Scott, Sept. 27, 1992 vs. Minnesota

LONGEST INTERCEPTION RETURNS

- 98 Chad Williams, Dec. 1, 2002 vs. Baltimore (TD)
 83 Phillip Buchanon, Sept. 14, 2003 at Oakland (TD)
 76 Clay Matthews (36 yds.), lateral to Carl Hairston (40), Dec. 13, 1987 at Cleveland
 74 George Teague, Dec. 3, 1995 at Green Bay
 71 Kenard Lang, Sept. 15, 2002 at Cleveland

BENGALS POSTSEASON INDIVIDUAL RECORDS

— KEY —

- * AFC Wild Card Playoff
 - ** AFC Divisional Playoff
 - *** AFC Championship
 - † AFC First-Round Playoff (Super Bowl Tournament)
 - # Super Bowl XVI (at Pontiac, Mich.)
 - ## Super Bowl XXIII (at Miami, Fla.)
- NOTE: The years listed are the seasons in which playoff berths were earned (not the calendar years in which playoff games were played).

SCORING

TOTAL POINTS

CAREER	52	Jim Breech	1981, '82, '88, '90
	24	Ickey Woods	1988, '90
	18	Dan Ross	1981, '82

GAME	12	Charles Alexander	1981 (Jan. 3, 1982 vs. Buff.)**
	12	Dan Ross	1981 (Jan. 24, 1982 against S.F.)#
	12	Stanley Wilson	1988 (Dec. 31, 1988 vs. Sea.)***
	12	Ickey Woods	1988 (Jan. 8, 1989 vs. Buff.)***

TOUCHDOWNS

CAREER	4	Ickey Woods	1988, '90
	2	Dan Ross	1981, '82
	2	(5 tied)	

GAME	2	Charles Alexander	1981 (Jan. 3, 1982 vs. Buff.)**
	2	Dan Ross	1981 (Jan. 24, 1982 against S.F.)#
	2	Stanley Wilson	1988 (Dec. 31, 1988 vs. Sea.)***
	2	Ickey Woods	1988 (Jan. 8, 1989 vs. Buff.)***

POINTS AFTER TOUCHDOWNS

CAREER	25	Jim Breech	1981, '82, '88, '90
	4	Dave Green	1975
	1	Horst Muhlmann	1970, '73

GAME	5	Jim Breech	1990 (Jan. 6, 1991 vs. Hou.)*
	4	Jim Breech	1981 (Jan. 3, 1982 vs. Buff.)**
	3	(5 times)	

FIELD GOALS

CAREER	9	Jim Breech	1981, '82, '88, '90
	3	Horst Muhlmann	1970, '73

GAME	3	Horst Muhlmann	1973 (Dec. 23, 1973 at Mia.)**
	3	Jim Breech	1988 (Jan. 22, 1989 against S.F.)#
	2	Jim Breech	1981 (Jan. 10, 1982 vs. S.D.)***
	2	Jim Breech	1990 (Jan. 6, 1991 vs. Hou.)*

LONGEST FIELD GOALS

46	Horst Muhlmann	1973 (Dec. 23, 1973 at Mia.)**
43	Jim Breech	1988 (Jan. 22, 1989 against S.F.)#
40	Jim Breech	1988 (Jan. 22, 1989 against S.F.)#

RUSHING

TOTAL RUSHING ATTEMPTS

CAREER	89	Ickey Woods	1988, '90
	61	Pete Johnson	1981, '82
	43	James Brooks	1988, '90

GAME	29	Ickey Woods	1988 (Jan. 8, 1989 vs. Buff.)***
	23	Ickey Woods	1988 (Dec. 31, 1988 vs. Sea.)***
	21	Pete Johnson	1981 (Jan. 10, 1982 vs. S.D.)***

RUSHING YARDS

CAREER	391	Ickey Woods	1988, '90
	187	Pete Johnson	1981, '82
	145	James Brooks	1988, '90

GAME	126	Ickey Woods	1988 (Dec. 31, 1988 vs. Sea.)**
	102	Ickey Woods	1988 (Jan. 8, 1989 vs. Buff.)***
	80	Pete Johnson	1981 (Jan. 10, 1982 vs. S.D.)***

AVERAGE YARDS PER RUSHING ATTEMPT

CAREER	4.4	Ickey Woods	1988, '90
	3.7	Charles Alexander	1981, '82
	3.4	James Brooks	1988, '90

NOTE: Minimum 30 attempts.

GAME	5.5	Ickey Woods	1988 (Dec. 31, 1988 vs. Sea.)**
	4.0	Ickey Woods	1988 (Jan. 22, 1989 against S.F.)#
	3.8	Pete Johnson	1981 (Jan. 10, 1982 vs. S.D.)***

NOTE: Minimum 15 attempts.

RUSHING TOUCHDOWNS

CAREER	4	Ickey Woods	1988, '90
	2	Charles Alexander	1981, '82
	2	Pete Johnson	1981, '82
	2	Stanley Wilson	1988

GAME	2	Charles Alexander	1981 (Jan. 3, 1982 vs. Buff.)**
	2	Stanley Wilson	1988 (Dec. 31, 1988 vs. Sea.)***
	2	Ickey Woods	1988 (Jan. 8, 1989 vs. Buff.)***

LONGEST RUSHES

30	Ickey Woods	1988 (Dec. 31, 1988 vs. Sea.)**
29	Boomer Esiason	1988 (Jan. 8, 1989 vs. Buff.)**
26	James Brooks	1988 (Dec. 31, 1988 vs. Sea.)**

PASSING

TOTAL PASSING ATTEMPTS

CAREER	166	Ken Anderson	1973, '75, '81, '82
	99	Boomer Esiason	1988, '90
	20	Virgil Carter	1970, '73

GAME	35	Ken Anderson	1982 (Jan. 9, 1983 vs. NYJ)+
	34	Ken Anderson	1981 (Jan. 24, 1982 against S.F.)#
	27	Ken Anderson	1973 (Dec. 23, 1973 at Mia.)**
	27	Ken Anderson	1975 (Dec. 28, 1975 at Oak.)**

COMPLETIONS

CAREER	110	Ken Anderson	1973, '75, '81, '82
	51	Boomer Esiason	1988, '90
	7	Virgil Carter	1970, '73

GAME	26	Ken Anderson	1982 (Jan. 9, 1983 vs. NYJ)+
	25	Ken Anderson	1981 (Jan. 24, 1982 against S.F.)#
	17	Ken Anderson	1975 (Dec. 28, 1975 at Oak.)**

COMPLETION PERCENTAGE

CAREER	66.3	Ken Anderson	1973, '75, '81, '82
	51.5	Boomer Esiason	1988, '90

NOTE: Minimum 30 attempts.

GAME	74.3	Ken Anderson	1982 (Jan. 9, 1983 vs. NYJ)+
	73.5	Ken Anderson	1981 (Jan. 24, 1982 against S.F.)#
	70.0	Boomer Esiason	1990 (Jan. 6, 1991 vs. Hou.)*

NOTE: Minimum 15 attempts.

PASSING YARDS

CAREER	1321	Ken Anderson	1973, '75, '81, '82
	600	Boomer Esiason	1988, '90
	64	Virgil Carter	1970, '73

GAME	354	Ken Anderson	1982 (Jan. 9, 1983 vs. NYJ)+
	300	Ken Anderson	1981 (Jan. 24, 1982 against S.F.)#
	201	Ken Anderson	1975 (Dec. 28, 1975 at Oak.)**

AVERAGE YARDS PER PASSING ATTEMPT

CAREER	7.96	Ken Anderson	1973, '75, '81, '82
	6.06	Boomer Esiason	1988, '90

NOTE: Minimum 30 attempts.

GAME	10.11	Ken Anderson	1982 (Jan. 9, 1983 vs. NYJ)+
	9.14	Ken Anderson	1981 (Jan. 3, 1982 vs. Buff.)**
	8.82	Ken Anderson	1981 (Jan. 24, 1982 against S.F.)#

NOTE: Minimum 15 attempts.

TOUCHDOWN PASSES

CAREER	9	Ken Anderson	1973, '75, '81, '82
	4	Boomer Esiason	1988, '90
GAME	2	Ken Anderson	1975 (Dec. 28, 1975 at Oak.)**
	2	Ken Anderson	1981 (Jan. 10, 1982 vs. S.D.)***
	2	Ken Anderson	1981 (Jan. 24, 1982 against S.F.)#
	2	Ken Anderson	1982 (Jan. 9, 1983 vs. NYJ)+
	2	Boomer Esiason	1990 (Jan. 6, 1991 vs. Hou.)*

PASSES HAD INTERCEPTED

CAREER	6	Ken Anderson	1973, '75, '81, '82
	3	Boomer Esiason	1988, '90
	1	Virgil Carter	1970, '73
GAME	3	Ken Anderson	1982 (Jan. 9, 1983 vs. NYJ)+
	2	Ken Anderson	1981 (Jan. 24, 1982 against S.F.)#
	2	Boomer Esiason	1988 (Jan. 8, 1989 vs. Buff.)***

PASSER RATING

CAREER	93.5	Ken Anderson	1973, '75, '81, '82
	71.1	Boomer Esiason	1988, '90

NOTE: Minimum 30 attempts.

GAME	125.0	Boomer Esiason	1990 (Jan. 6, 1991 vs. Hou.)*
	115.9	Ken Anderson	1981 (Jan. 10, 1982 vs. S.D.)**
	111.6	Ken Anderson	1981 (Jan. 3, 1982 vs. Buff.)**

NOTE: Minimum 15 attempts.

LONGEST PASSES

53	Ken Anderson to Cris Collinsworth	1982 (Jan. 9, 1983 vs. NYJ)+
49	Ken Anderson to Cris Collinsworth	1981 (Jan. 24, 1982 against S.F.)#
46	Boomer Esiason to Rodney Holman	1990 (Jan. 6, 1991 vs. Hou.)*

RECEIVING

TOTAL RECEPTIONS

CAREER	28	Dan Ross	1981, '82
	21	Cris Collinsworth	1981, '82, '88
	13	Isaac Curtis	1973, '75, '81, '82
GAME	11	Dan Ross	1981 (Jan. 24, 1982 against S.F.)#
	9	Lenvil Elliott	1973 (Dec. 23, 1973 at Mia.)**
	7	Cris Collinsworth	1982 (Jan. 9, 1983 vs. NYJ)+

RECEIVING YARDS

CAREER	354	Cris Collinsworth	1981, '82, '88
	333	Dan Ross	1981, '82
	184	Isaac Curtis	1973, '75, '81, '82
	184	Rodney Holman	1982, '88, '90
GAME	120	Cris Collinsworth	1982 (Jan. 9, 1983 vs. NYJ)+
	107	Cris Collinsworth	1981 (Jan. 24, 1982 against S.F.)#
	104	Dan Ross	1981 (Jan. 24, 1982 against S.F.)#

AVERAGE YARDS PER RECEPTION

CAREER	16.9	Cris Collinsworth	1981, '82, '88
	16.7	Rodney Holman	1982, '88, '90
	14.2	Isaac Curtis	1973, '75, '81, '82

NOTE: Minimum 8 receptions.

GAME	21.4	Cris Collinsworth	1981 (Jan. 24, 1982 against S.F.)#
	17.1	Cris Collinsworth	1982 (Jan. 9, 1983 vs. NYJ)+
	16.5	Chip Myers	1970 (Dec. 26, 1970 at Balt.)**

NOTE: Minimum 4 receptions.

RECEIVING TOUCHDOWNS

CAREER	3	Dan Ross	1981, '82
	2	Isaac Curtis	1973, '75, '81, '82
	1	(8 tied)	
GAME	2	Dan Ross	1981 (Jan. 24, 1982 against S.F.)#
	1	(11 times)	

LONGEST RECEPTIONS

53	Cris Collinsworth from Ken Anderson	1982 (Jan. 9, 1983 vs. NYJ)+
49	Cris Collinsworth from Ken Anderson	1981 (Jan. 24, 1982 against S.F.)#
46	Rodney Holman from Boomer Esiason	1990 (Jan. 6, 1991 vs. Hou.)*

PUNTING

TOTAL PUNTS

CAREER	25	Lee Johnson	1988, '90
	15	Dave Lewis	1970, '73
	12	Pat McInally	1981, '82
GAME	8	Dave Lewis	1970 (Dec. 26, 1970 at Balt.)**
	7	Dave Lewis	1973 (Dec. 23, 1973 at Mia.)**
	6	Dave Green	1975 (Dec. 28, 1975 at Oak.)**
	6	Lee Johnson	1988 (Dec. 31, 1988 vs. Sea.)**
	6	Lee Johnson	1988 (Jan. 8, 1989 vs. Buff.)***

PUNTING YARDS

CAREER	1111	Lee Johnson	1988, '90
	567	Dave Lewis	1970, '73
	487	Pat McInally	1981, '82
GAME	313	Dave Lewis	1970 (Dec. 26, 1970 at Balt.)**
	276	Lee Johnson	1988 (Dec. 31, 1988 vs. Sea.)**
	258	Lee Johnson	1990 (Jan. 13, 1991 at L.A.-Raid.)**

AVERAGE YARDS PER PUNT

CAREER	44.4	Lee Johnson	1988, '90
	40.6	Pat McInally	1981, '82
	37.8	Dave Lewis	1970, '73

NOTE: Minimum 6 punts.

GAME	51.6	Lee Johnson	1990 (Jan. 13, 1991 at L.A.-Raid.)**
	46.0	Lee Johnson	1988 (Dec. 31, 1988 vs. Sea.)**
	44.6	Lee Johnson	1988 (Jan. 22, 1989 against S.F.)#

NOTE: Minimum 4 punts.

NET YARDS PER PUNT

CAREER	38.6	Lee Johnson	1988, '90
	37.0	Pat McInally	1981, '82
	34.2	Dave Lewis	1970, '73

NOTE: Minimum 8 punts.

GAME	43.6	Lee Johnson	1990 (Jan. 13, 1991 at L.A.-Raid.)**
	41.0	Lee Johnson	1988 (Dec. 31, 1988 vs. Sea.)**
	37.5	Pat McInally	1981 (Jan. 3, 1982 vs. Buff.)**

NOTE: Minimum 4 punts.

INSIDE-20 PUNTS

CAREER	8	Lee Johnson	1988, '90
	2	Pat McInally	1981, '82
	1	Dave Lewis	1970, '73
GAME	3	Lee Johnson	1988 (Jan. 8, 1989 vs. Buff.)***
	3	Lee Johnson	1988 (Jan. 22, 1989 against S.F.)#
	2	Pat McInally	1981 (Jan. 24, 1982 against S.F.)#

LONGEST PUNTS

64	Lee Johnson	1990 (Jan. 13, 1991 at L.A.-Raid.)**
63	Lee Johnson	1988 (Jan. 22, 1989 against S.F.)#
60	Pat McInally	1981 (Jan. 3, 1982 vs. Buff.)**

PUNT RETURNS

TOTAL PUNT RETURNS

CAREER	6	Ira Hillary	1988
	5	Mike Fuller	1981, '82
	3	Lemar Parrish	1970, '73, '75
	3	Mitchell Price	1990
GAME	4	Mike Fuller	1981 (Jan. 24, 1982 against S.F.)#
	3	Ira Hillary	1988 (Dec. 31, 1988 vs. Sea.)**
	3	Mitchell Price	1990 (Jan. 6, 1991 vs. Hou.)**

PUNT RETURN YARDS

CAREER	62	Mike Fuller	1981, '82
	43	Ira Hillary	1988
	42	Mitchell Price	1990
GAME	42	Mitchell Price	1990 (Jan. 6, 1991 vs. Hou.)*
	35	Mike Fuller	1981 (Jan. 24, 1982 against S.F.)#
	27	Mike Fuller	1981 (Jan. 3, 1982 vs. Buff.)**

AVERAGE YARDS PER PUNT RETURN

CAREER	12.4	Mike Fuller.....	1981, '82
	7.2	Ira Hillary.....	1988

NOTE: Minimum 4 returns.

GAME	14.0	Mitchell Price.....	1990 (Jan. 6, 1991 vs. Hou.)*
	12.0	Ira Hillary.....	1988 (Jan. 8, 1989 vs. Buff.)***
	8.8	Mike Fuller.....	1981 (Jan. 24, 1982 against S.F.)#

NOTE: Minimum 2 returns.

LONGEST PUNT RETURNS

34	Mitchell Price.....	1990 (Jan. 6, 1991 vs. Hou.)*
27	Mike Fuller.....	1981 (Jan. 3, 1982 vs. Buff.)**
17	Mike Fuller.....	1981 (Jan. 24, 1982 against S.F.)#

KICKOFF RETURNS

TOTAL KICKOFF RETURNS

CAREER	17	David Verser.....	1981, '82
	8	Stanford Jennings.....	1988, '90
	3	Ira Hillary.....	1988
	3	Bernard Jackson.....	1973, '75

GAME	7	David Verser.....	1982 (Jan. 9, 1983 vs. NYJ)+
	5	David Verser.....	1981 (Jan. 24, 1982 against S.F.)#
	4	David Verser.....	1981 (Jan. 3, 1982 vs. Buff.)**

KICKOFF RETURN YARDS

CAREER	302	David Verser.....	1981, '82
	240	Stanford Jennings.....	1988, '90
	60	Bernard Jackson.....	1973, '75

GAME	117	Stanford Jennings...1988 (Jan. 22, 1989 against S.F.)#
	116	David Verser.....1982 (Jan. 9, 1983 vs. NYJ)+
	94	David Verser.....1981 (Jan. 3, 1982 vs. Buff.)**

AVERAGE YARDS PER KICKOFF RETURN

CAREER	30.0	Stanford Jennings.....	1988, '90
	17.8	David Verser.....	1981, '82

NOTE: Minimum 4 returns.

GAME	58.5	Stanford Jennings...1988 (Jan. 22, 1989 against S.F.)#
	23.5	David Verser.....1981 (Jan. 3, 1982 vs. Buff.)**
	22.7	Stanford Jennings.....1990 (Jan. 13, 1991 at L.A.-Raid.)**

NOTE: Minimum 2 returns.

LONGEST KICKOFF RETURNS

93-TD	Stanford Jennings.....	1988 (Jan. 22, 1989 against S.F.)#
40	David Verser.....	1981 (Jan. 3, 1982 vs. Buff.)**
40	David Verser.....	1981 (Jan. 10, 1982 vs. S.D.)***

INTERCEPTIONS

TOTAL INTERCEPTIONS

CAREER	3	David Fulcher.....	1988, '90
	3	Ken Riley.....	1970, '73, '75, '81, '82
	2	Eric Thomas.....	1988, '90

GAME	1	(15 times)
-------------	---	------------

INTERCEPTION RETURN YARDS

CAREER	54	David Fulcher.....	1988, '90
	45	Neal Craig.....	1973, '75
	34	Ken Riley.....	1970, '73, '75, '81, '82

GAME	45	Neal Craig.....	1973 (Dec. 23, 1973 at Mia.)**
	43	David Fulcher.....	1990 (Jan. 6, 1991 vs. Hou.)*
	34	Ken Riley.....	1975 (Dec. 28, 1975 at Oak.)**

LONGEST INTERCEPTION RETURNS

45-TD	Neal Craig.....	1973 (Dec. 23, 1973 at Mia.)**
43	David Fulcher.....	1990 (Jan. 6, 1991 vs. Hou.)*
34	Ken Riley.....	1975 (Dec. 28, 1975 at Oak.)**


SACKS

TOTAL SACKS

CAREER	4	Jason Buck.....	1988, '90
	3	David Grant.....	1988, '90
	3	Reggie Williams.....	1981, '82, '88

GAME	1	(19 times)
-------------	---	------------

ANDERSON & RILEY RANK 1-2 IN YEARS AS A BENGAL



QB Ken Anderson (left) and CB Ken Riley are the Bengals' all-time leaders in years of service with the team. Anderson is first with 16 seasons (1971-86), followed by Riley with 15 seasons (1969-83).

BENGALS POSTSEASON TEAM RECORDS

— KEY —

- * AFC Wild Card Playoff
 - *** AFC Divisional Playoff
 - **** AFC Championship
 - + AFC First-Round Playoff (Super Bowl Tournament)
 - # Super Bowl XVI (at Pontiac, Mich.)
 - ## Super Bowl XXIII (at Miami, Fla.)
- NOTE: The years listed are the seasons in which playoff berths were earned (not the calendar years in which playoff games were played).

SCORING

POINTS SCORED

GAME	41	1990 (Jan. 6, 1991 vs. Hou.)*	
HALF	21	1975 (Dec. 28, 1975 at Oak.)**	2nd half
QUARTER	14	(6 times)	

TOUCHDOWNS

GAME	5	1990 (Jan. 6, 1991 vs. Hou.)*	
HALF	3	1975 (Dec. 28, 1975 at Oak.)**	2nd half
	3	1981 (Jan. 24, 1982 against S.F.)#	2nd half
	3	1988 (Dec. 31, 1988 vs. Sea.)**	1st half
	3	1990 (Jan. 6, 1991 vs. Hou.)*	2nd half

RUSHING TOUCHDOWNS

GAME	3	1981 (Jan. 3, 1982 vs. Buff.)**	
	3	1988 (Dec. 31, 1988 vs. Sea.)**	
	3	1990 (Jan. 6, 1991 vs. Hou.)*	
HALF	3	1988 (Dec. 31, 1988 vs. Sea.)**	1st half

PASSING TOUCHDOWNS

GAME	2	(5 times)	
HALF	2	1975 (Dec. 28, 1975 at Oak.)**	2nd half
	2	1981 (Jan. 24, 1982 against S.F.)#	2nd half
	2	1982 (Jan. 9, 1983 vs. NYJ)+	1st half

FIELD GOALS

GAME	3	1973 (Dec. 23, 1973 at Mia.)**	
	3	1988 (Jan. 22, 1989 against S.F.)##	
HALF	3	1973 (Dec. 23, 1973 at Mia.)**	1st half

OFFENSE

FIRST DOWNS

GAME	24	1981 (Jan. 24, 1982 against S.F.)#	
	24	1990 (Jan. 6, 1991 vs. Hou.)*	
HALF	17	1981 (Jan. 24, 1982 against S.F.)#	2nd half

TOTAL NET YARDS

GAME	395	1982 (Jan. 9, 1983 vs. NYJ)+	
HALF	257	1981 (Jan. 24, 1982 against S.F.)#	2nd half

NET YARDS RUSHING

GAME	254	1988 (Dec. 31, 1988 vs. Sea.)**	
HALF	165	1988 (Dec. 31, 1988 vs. Sea.)**	1st half

RUSHING ATTEMPTS

GAME	50	1988 (Jan. 8, 1989 vs. Buff.)***	
HALF	29	1988 (Jan. 8, 1989 vs. Buff.)***	2nd half

NET YARDS PASSING

GAME	333	1982 (Jan. 9, 1983 vs. NYJ)+	
HALF	197	1982 (Jan. 9, 1983 vs. NYJ)+	1st half

PASSING ATTEMPTS

GAME	36	1982 (Jan. 9, 1983 vs. NYJ)+	
HALF	20	1981 (Jan. 24, 1982 against S.F.)#	2nd half
	20	1982 (Jan. 9, 1983 vs. NYJ)+	2nd half

COMPLETIONS

GAME	26	1982 (Jan. 9, 1983 vs. NYJ)+	
HALF	17	1981 (Jan. 24, 1982 against S.F.)#	2nd half

PASSES HAD INTERCEPTED

GAME	3	1982 (Jan. 9, 1983 vs. NYJ)+	
HALF	2	1982 (Jan. 9, 1983 vs. NYJ)+	2nd half
	2	1988 (Jan. 8, 1989 vs. Buff.)**	1st half

SACKS ALLOWED

GAME	5	1975 (Dec. 28, 1975 at Oak.)**	
	5	1981 (Jan. 24, 1982 against S.F.)#	
	5	1988 (Jan. 22, 1989 against S.F.)##	
HALF	4	1982 (Jan. 9, 1983 vs. NYJ)+	1st half
	4	1988 (Jan. 22, 1989 against S.F.)##	2nd half

DEFENSE

FEWEST POINTS ALLOWED

GAME	7	1981 (Jan. 10, 1982 vs. S.D.)***	
HALF	0	1981 (Jan. 10, 1982 vs. S.D.)***	2nd half
	0	1988 (Dec. 31, 1988 vs. Sea.)**	1st half
	0	1988 (Jan. 8, 1989 vs. Buff.)***	2nd half
	0	1990 (Jan. 6, 1991 vs. Hou.)*	1st half

FEWEST FIRST DOWNS ALLOWED

GAME	10	1988 (Jan. 8, 1989 vs. Buff.)***	
HALF	1	1990 (Jan. 6, 1991 vs. Hou.)*	1st half

FEWEST TOTAL NET YARDS ALLOWED

GAME	181	1988 (Jan. 8, 1989 vs. Buff.)***	
HALF	36	1990 (Jan. 6, 1991 vs. Hou.)*	1st half

FEWEST NET YARDS RUSHING ALLOWED

GAME	22	1988 (Dec. 31, 1988 vs. Sea.)**	
HALF	0	1988 (Dec. 31, 1988 vs. Sea.)**	1st half

FEWEST NET YARDS PASSING ALLOWED

GAME	129	1970 (Dec. 26, 1970 at Balt.)**	
HALF	16	1981 (Jan. 24, 1982 against S.F.)#	2nd half

INTERCEPTIONS

GAME	3	1988 (Jan. 8, 1989 vs. Buff.)***	
HALF	2	1981 (Jan. 3, 1982 vs. Buff.)**	1st half
	2	1981 (Jan. 10, 1982 vs. S.D.)***	1st half
	2	1988 (Jan. 8, 1989 vs. Buff.)***	1st half

SACKS

GAME	4	1988 (Jan. 22, 1989 against S.F.)#	
HALF	3	1988 (Dec. 31, 1988 vs. Sea.)**	2nd half

MISCELLANEOUS

MOST PENALTIES INCURRED

GAME	8	1981 (Jan. 24, 1982 against S.F.)#	
HALF	6	1988 (Jan. 22, 1989 against S.F.)##	2nd half

MOST PENALTY YARDS INCURRED

GAME	65	1988 (Jan. 22, 1989 against S.F.)##	
HALF	50	1988 (Jan. 22, 1989 against S.F.)##	2nd half

MOST TIME OF POSSESSION

GAME	39:45	1990 (Jan. 6, 1991 vs. Hou.)*	
HALF	25:04	1990 (Jan. 6, 1991 vs. Hou.)*	1st half

NOTE: Time of possession was not recorded until 1977, and thus is not available for the Bengals' 1970, '73 and '75 playoff games.

OPPONENTS POSTSEASON INDIVIDUAL SINGLE-GAME RECORDS

— KEY —

- * AFC Wild Card Playoff
- ** AFC Divisional Playoff
- *** AFC Championship
- + AFC First-Round Playoff (Super Bowl Tournament)
- # Super Bowl XVI (at Pontiac, Mich.)
- ## Super Bowl XXIII (at Miami, Fla.)

NOTE: The years listed are the seasons in which playoff berths were earned (not the calendar years in which playoff games were played).

SCORING

TOTAL POINTS

14	Ray Wersching1981 (Jan. 24, 1982 against S.F.)#
14	Pat Leahy1982 (Jan. 9, 1983 vs. NYJ)+
12	Joe Cribbs1981 (Jan. 3, 1982 vs. Buff.)**
12	Ernest Givens1990 (Jan. 6, 1991 vs. Hou.)*

TOUCHDOWNS

2	Joe Cribbs1981 (Jan. 3, 1982 vs. Buff.)**
2	Ernest Givens1990 (Jan. 6, 1991 vs. Hou.)*

POINTS AFTER TOUCHDOWNS

5	Pat Leahy1982 (Jan. 9, 1983 vs. NYJ)+
4	Garó Yepremian1973 (Dec. 23, 1973 at Mia.)**
4	George Blanda1975 (Dec. 28, 1975 at Oak.)**

FIELD GOALS

4	Ray Wersching1981 (Jan. 24, 1982 against S.F.)#
3	Pat Leahy1982 (Jan. 9, 1983 vs. NYJ)+
2		(3 times)

LONGEST FIELD GOALS

50	Garó Yepremian1973 (Dec. 23, 1973 at Mia.)**
49	Jeff Jaeger1990 (Jan. 13, 1991 at L.A.-Raid.)**
47	Pat Leahy1982 (Jan. 9, 1983 vs. NYJ)+

RUSHING

TOTAL RUSHING ATTEMPTS

25	Norm Bulaich1970 (Dec. 26, 1970 at Balt.)**
23	Chuck Muncie1981 (Jan. 10, 1982 vs. S.D.)***
21	Freeman McNeil1982 (Jan. 9, 1983 vs. NYJ)+
21	Freeman Allen1990 (Jan. 13, 1991 at L.A.-Raid.)**

RUSHING YARDS

202	Freeman McNeil1982 (Jan. 9, 1983 vs. NYJ)+
140	Marcus Allen1990 (Jan. 13, 1991 at L.A.-Raid.)**
116	Norm Bulaich1970 (Dec. 26, 1970 at Balt.)**

AVERAGE YARDS PER RUSHING ATTEMPT

9.6	Freeman McNeil1982 (Jan. 9, 1983 vs. NYJ)+
6.7	Marcus Allen1990 (Jan. 13, 1991 at L.A.-Raid.)**
6.0	Joe Cribbs1981 (Jan. 3, 1982 vs. Buff.)**

NOTE: Minimum 15 attempts.

RUSHING TOUCHDOWNS

2	Joe Cribbs1981 (Jan. 3, 1982 vs. Buff.)**
1		(7 times)

LONGEST RUSHES

44-TD	Joe Cribbs1981 (Jan. 3, 1982 vs. Buff.)**
35	Freeman McNeil1982 (Jan. 9, 1983 vs. NYJ)+
35	Freeman McNeil1982 (Jan. 9, 1983 vs. NYJ)+

PASSING

TOTAL PASSING ATTEMPTS

50	Dave Krieg1988 (Dec. 31, 1988 vs. Sea.)**
36	Joe Montana1988 (Jan. 22, 1989 against S.F.)#
33	Cody Carlson1990 (Jan. 6, 1991 vs. Hou.)*

COMPLETIONS

24	Dave Krieg1988 (Dec. 31, 1988 vs. Sea.)**
23	Joe Montana1988 (Jan. 22, 1989 against S.F.)#
20	Richard Todd1982 (Jan. 9, 1983 vs. NYJ)+

COMPLETION PERCENTAGE

73.9	Ken Stabler1975 (Dec. 28, 1975 at Oak.)**
71.4	Richard Todd1982 (Jan. 9, 1983 vs. NYJ)+
63.9	Joe Montana1988 (Jan. 22, 1989 against S.F.)#

NOTE: Minimum 15 attempts.

PASSING YARDS

357	Joe Montana1988 (Jan. 22, 1989 against S.F.)#
297	Dave Krieg1988 (Dec. 31, 1988 vs. Sea.)**
269	Richard Todd1982 (Jan. 9, 1983 vs. NYJ)+

AVERAGE YARDS PER PASSING ATTEMPT

9.92	Joe Montana1988 (Jan. 22, 1989 against S.F.)#
9.61	Richard Todd1982 (Jan. 9, 1983 vs. NYJ)+
8.83	Bob Griese1973 (Dec. 23, 1973 at Mia.)**

NOTE: Minimum 15 attempts.

TOUCHDOWN PASSES

3	Ken Stabler1975 (Dec. 28, 1975 at Oak.)**
2		(5 times)

PASSES HAD INTERCEPTED

3	Jim Kelly1988 (Jan. 8, 1989 vs. Buff.)***
2		(3 times)

PASSER RATING

121.2	Ken Stabler1975 (Dec. 28, 1975 at Oak.)**
115.2	Joe Montana1988 (Jan. 22, 1989 against S.F.)#
106.3	Johnny Unitas1970 (Dec. 26, 1970 at Balt.)**

NOTE: Minimum 15 attempts.

LONGEST PASSES

54	Joe Ferguson to Jerry Butler1981 (Jan. 3, 1982 vs. Buff.)**
53-TD	Johnny Unitas to Ed Hinton1970 (Dec. 26, 1970 at Balt.)**
49	Richard Todd to Wesley Walker1982 (Jan. 9, 1983 vs. NYJ)+

RECEIVING

TOTAL RECEPTIONS

11	John L. Williams1988 (Dec. 31, 1988 vs. Sea.)**
11	Jerry Rice1988 (Jan. 22, 1989 against S.F.)#
8	Wesley Walker1982 (Jan. 9, 1983 vs. NYJ)+
8	Roger Craig1988 (Jan. 22, 1989 against S.F.)#

RECEIVING YARDS

215	Jerry Rice1988 (Jan. 22, 1989 against S.F.)#
145	Wesley Walker1982 (Jan. 9, 1983 vs. NYJ)+
137	John L. Williams1988 (Dec. 31, 1988 vs. Sea.)**

AVERAGE YARDS PER RECEPTION

24.5	Jerry Butler1981 (Jan. 3, 1982 vs. Buff.)**
23.8	Paul Warfield1973 (Dec. 23, 1973 at Mia.)**
19.5	Jerry Rice1988 (Jan. 22, 1989 against S.F.)#

NOTE: Minimum 4 receptions.

RECEIVING TOUCHDOWNS

2	Ernest Givens1990 (Jan. 6, 1991 vs. Hou.)*
1		(18 times)

LONGEST RECEPTIONS

54	Jerry Butler fr. Joe Ferguson1981 (Jan. 3, 1982 vs. Buff.)**
53-TD	Ed Hinton fr. Johnny Unitas1970 (Dec. 26, 1970 at Balt.)**
49	Wesley Walker fr. Richard Todd1982 (Jan. 9, 1983 vs. NYJ)+

PUNTING

TOTAL PUNTS

6		(4 times)
---	--	-----------

PUNTING YARDS

271	John Kidd1988 (Jan. 8, 1989 vs. Buff.)***
265	Ruben Rodriguez1988 (Dec. 31, 1988 vs. Sea.)**
256	Greg Montgomery1990 (Jan. 6, 1991 vs. Hou.)*

AVERAGE YARDS PER PUNT

46.3	Jim Miller1981 (Jan. 24, 1982 against S.F.)#
45.1	John Kidd1988 (Jan. 8, 1989 vs. Buff.)**
44.1	Ruben Rodriguez1988 (Dec. 31, 1988 vs. Sea.)**

NOTE: Minimum 4 punts.

NET YARDS PER PUNT

41.2	John Kidd1988 (Jan. 8, 1989 vs. Buff.)***
41.0	Ruben Rodriguez1988 (Dec. 31, 1988 vs. Sea.)**
37.5	Jim Miller1981 (Jan. 24, 1982 against S.F.)#

NOTE: Minimum 4 punts.

INSIDE-20 PUNTS

2	Barry Hellon1988 (Jan. 22, 1989 against S.F.)#
2	Greg Montgomery1990 (Jan. 6, 1991 vs. Hou.)*
2	Jeff Gossett1990 (Jan. 13, 1991 at L.A.-Raid.)**

LONGEST PUNTS

55	Barry Helton	1988 (Jan. 22, 1989 against S.F.)**
54	Larry Seiple	1973 (Dec. 23, 1973 at Mia.)**
54	Ruben Rodriguez	1988 (Dec. 31, 1988 vs. Sea.)**

PUNT RETURNS**TOTAL PUNT RETURNS**

7	Ron Gardin	1970 (Dec. 26, 1970 at Balt.)**
5	Bobby Joe Edmonds	1988 (Dec. 31, 1988 vs. Sea.)**
4	Neal Colzie	1975 (Dec. 28, 1975 at Oak.)**

PUNT RETURN YARDS

64	Neal Colzie	1975 (Dec. 28, 1975 at Oak.)**
56	John Taylor	1988 (Jan. 22, 1989 against S.F.)#
40	Tim Brown	1990 (Jan. 13, 1991 at L.A.-Raid.)**

AVERAGE YARDS PER PUNT RETURN

18.7	John Taylor	1988 (Jan. 22, 1989 against S.F.)#
16.0	Neal Colzie	1975 (Dec. 28, 1975 at Oak.)**
13.3	Tim Brown	1990 (Jan. 13, 1991 at L.A.-Raid.)**

NOTE: Minimum 2 returns.

LONGEST PUNT RETURNS

45	John Taylor	1988 (Jan. 22, 1989 against S.F.)#
24	Neal Colzie	1975 (Dec. 28, 1975 at Oak.)**
20	Neal Colzie	1975 (Dec. 28, 1975 at Oak.)**

KICKOFF RETURNS**TOTAL KICKOFF RETURNS**

4	Clarence Davis	1975 (Dec. 28, 1975 at Oak.)**
4	Robb Riddick	1981 (Jan. 3, 1982 vs. Buff.)**
4	James Brooks	1981 (Jan. 10, 1982 vs. S.D.)***

KICKOFF RETURN YARDS

93	Clarence Davis	1975 (Dec. 28, 1975 at Oak.)**
87	James Brooks	1981 (Jan. 10, 1982 vs. S.D.)***
68	Robb Riddick	1981 (Jan. 3, 1982 vs. Buff.)**

AVERAGE YARDS PER KICKOFF RETURN

24.0	Allen Pinkett	1990 (Jan. 6, 1991 vs. Hou.)**
22.5	Ronnie Harmon	1988 (Jan. 8, 1989 vs. Buff.)**
21.8	James Brooks	1981 (Jan. 10, 1982 vs. S.D.)***

NOTE: Minimum 2 returns.

LONGEST KICKOFF RETURNS

37	Clarence Davis	1975 (Dec. 28, 1975 at Oak.)**
37	Allen Pinkett	1990 (Jan. 6, 1991 vs. Hou.)**
36	James Brooks	1981 (Jan. 10, 1982 vs. S.D.)***

INTERCEPTIONS**TOTAL INTERCEPTIONS**

2	Johnny Lynn	1962 (Jan. 9, 1983 vs. NYJ)+
1	(8 times)	

INTERCEPTION RETURN YARDS

98	Darrol Ray	1962 (Jan. 9, 1983 vs. NYJ)+
40	Johnny Lynn	1962 (Jan. 9, 1983 vs. NYJ)+
27	Dwight Hicks	1981 (Jan. 24, 1982 against S.F.)#

LONGEST INTERCEPTION RETURNS

98-TD	Darrol Ray	1962 (Jan. 9, 1983 vs. NYJ)+
27	Dwight Hicks	1981 (Jan. 24, 1982 against S.F.)#
26	Johnny Lynn	1962 (Jan. 9, 1983 vs. NYJ)+

SACKS**TOTAL SACKS**

3	Ted Hendricks	1975 (Dec. 28, 1975 at Oak.)**
3	Greg Townsend	1990 (Jan. 13, 1991 at L.A.-Raid.)**
2	Bob Matheson	1973 (Dec. 23, 1973 at Mia.)**
2	Bruce Smith	1988 (Jan. 8, 1989 vs. Buff.)**
2	Charles Haley	1988 (Jan. 22, 1989 against S.F.)#

Remembering Three Members of the Bengals Family

Within the last three years, the Bengals family has suffered the loss of three men who were with the team at its inception, and who figured prominently through the years in the team's presentation of itself to the public.

AL HEIM, who served as Bengals public relations director for more than 27 years, died on Jan. 1, 2003 at age 73.



Heim was hired by Bengals founder Paul Brown as one of the franchise's first front-office employees on Dec. 1, 1967. He was the team's chief media liaison for two Super Bowl appearances, following the 1981 season (SB XVI) and the '88 campaign (SB XXIII). He retired on Sept. 12, 1994.

"Al was an integral part of our front office from our very start," said Bengals president Mike Brown. "My father admired his ability as a writer, and also the natural friendliness of his personality. Al and I were good friends as well as co-workers."

Heim joined the Bengals after working for 12 years at *The Cincinnati Enquirer*, including the last eight of those years as executive sports editor. His hometown was Springfield, Ohio, and he was a graduate of Ohio State University.

PHIL SAMP, the Bengals' first radio play-by-play man, died March 8, 2005 at age 76.

Samp had a 23-year run as "Voice of the Bengals," starting with the inaugural season of 1968 and running through 1990. His long career was marked by a rich voice, and by an incisive, no-frills description of the action on the field.

"Phil wasn't glitzy, he was just effective," said longtime Cincinnati sports anchor Dennis Janson, who worked as an analyst with Samp in 1983 and 1984. "I think that's what appealed to Paul Brown."

Born in Beloit, Wis., Samp was a sports anchor for Cincinnati's WLWT-TV (Channel 5) when he added the Bengals play-by-play duties. He first came to Cincinnati with WLWT in 1964. He left WLWT for WLW Radio in 1977, and worked there as executive sports editor while continuing as "Voice of the Bengals."



TOM KINDER, home stadium public address announcer for each of the Bengals' first 37 seasons, died Apr. 10, 2005 at age 78.

Kinder met and formed a friendship with Bengals founder Paul Brown during World War II. Kinder was stationed at the Great Lakes Naval Base near Chicago, where Brown was the head football coach. In 1968, Brown sought out Kinder to be the team's public address announcer.

Kinder was a rarity among stadium P.A. announcers in that he spent his first 32 seasons working from the sidelines, not moving into the press box until the 2000 opening of Paul Brown Stadium.

Kinder was born in Columbus, Ohio, but moved with his family to Cincinnati at an early age. He was graduated from Withrow High School and the University of Cincinnati. He spent most of his business career as chief operating officer of Smith and Schaefer, an institutional contracting firm.



OPPONENTS POSTSEASON TEAM RECORDS

— KEY —

* AFC Wild Card Playoff
 ** AFC Divisional Playoff
 *** AFC Championship
 + AFC First-Round Playoff (Super Bowl Tournament)
 # Super Bowl XVI (at Pontiac, Mich.)
 ## Super Bowl XXIII (at Miami, Fla.)
 NOTE: The years listed are the seasons in which playoff berths were earned (not the calendar years in which playoff games were played).

SCORING

POINTS SCORED

GAME	44	1982 (Jan. 9, 1983 vs. NYJ)+
HALF	24	1982 (Jan. 9, 1983 vs. NYJ)+2nd half
QUARTER	21	1982 (Jan. 9, 1983 vs. NYJ)+4th quarter

TOUCHDOWNS

GAME	5	1982 (Jan. 9, 1983 vs. NYJ)+
HALF	3	1973 (Dec. 23, 1973 at Mia.)**1st half
	3	1982 (Jan. 9, 1983 vs. NYJ)+2nd half

RUSHING TOUCHDOWNS

GAME	2	1973 (Dec. 23, 1973 at Mia.)**
	2	1981 (Jan. 3, 1982 vs. Buff.)**
	2	1982 (Jan. 9, 1983 vs. NYJ)+

HALF	2	1973 (Dec. 23, 1973 at Mia.)**1st half
	2	1982 (Jan. 9, 1983 vs. NYJ)+2nd half

PASSING TOUCHDOWNS

GAME	3	1975 (Dec. 28, 1975 at Oak.)**
HALF	2	(4 times)

FIELD GOALS

GAME	4	1981 (Jan. 24, 1982 against S.F.)#
HALF	2	(5 times)

OFFENSE

FIRST DOWNS

GAME	27	1973 (Dec. 23, 1973 at Mia.)**
	27	1975 (Dec. 28, 1975 at Oak.)**
	27	1982 (Jan. 9, 1983 vs. NYJ)+

HALF	16	1973 (Dec. 23, 1973 at Mia.)**1st half
	16	1975 (Dec. 28, 1975 at Oak.)**1st half
	16	1988 (Dec. 31, 1988 vs. Sea.)**2nd half

TOTAL NET YARDS

GAME	517	1982 (Jan. 9, 1983 vs. NYJ)+
HALF	285	1982 (Jan. 9, 1983 vs. NYJ)+1st half

NET YARDS RUSHING

GAME	241	1973 (Dec. 23, 1973 at Mia.)**
HALF	155	1982 (Jan. 9, 1983 vs. NYJ)+2nd half

RUSHING ATTEMPTS

GAME	52	1973 (Dec. 23, 1973 at Mia.)**
HALF	26	(3 times)

NET YARDS PASSING

GAME	341	1988 (Jan. 22, 1989 against S.F.)##
HALF	238	1988 (Jan. 22, 1989 against S.F.)##2nd half

PASSING ATTEMPTS

GAME	50	1988 (Dec. 31, 1988 vs. Sea.)**
HALF	37	1988 (Dec. 31, 1988 vs. Sea.)**2nd half

COMPLETIONS

GAME	24	1988 (Dec. 31, 1988 vs. Sea.)**
HALF	18	1988 (Dec. 31, 1988 vs. Sea.)**2nd half

PASSES HAD INTERCEPTED

GAME	3	1988 (Jan. 8, 1989 vs. Buff.)***
HALF	2	1981 (Jan. 3, 1982 vs. Buff.)**1st half
	2	1981 (Jan. 10, 1982 vs. S.D.)***1st half
	2	1988 (Jan. 8, 1989 vs. Buff.)***1st half

SACKS ALLOWED

GAME	4	1988 (Jan. 22, 1989 against S.F.)##
HALF	3	1988 (Dec. 31, 1988 vs. Sea.)**2nd half

DEFENSE

FEWEST POINTS ALLOWED

GAME	0	1970 (Dec. 26, 1970 at Balt.)**
HALF	0	(5 times)

FEWEST FIRST DOWNS ALLOWED

GAME	7	1970 (Dec. 26, 1970 at Balt.)**
HALF	2	1970 (Dec. 26, 1970 at Balt.)**1st half

FEWEST TOTAL NET YARDS ALLOWED

GAME	139	1970 (Dec. 26, 1970 at Balt.)**
HALF	21	1970 (Dec. 26, 1970 at Balt.)**1st half

FEWEST NET YARDS RUSHING ALLOWED

GAME	62	1982 (Jan. 9, 1983 vs. NYJ)+
HALF	24	1982 (Jan. 9, 1983 vs. NYJ)+2nd half

FEWEST NET YARDS PASSING ALLOWED

GAME	58	1990 (Jan. 13, 1991 at L.A.-Raid.)**
HALF	5	1990 (Jan. 13, 1991 at L.A.-Raid.)**2nd half

INTERCEPTIONS

GAME	3	1982 (Jan. 9, 1983 vs. NYJ)+
HALF	2	1982 (Jan. 9, 1983 vs. NYJ)+2nd half
	2	1988 (Jan. 8, 1989 vs. Buff.)***1st half

SACKS

GAME	5	1975 (Dec. 28, 1975 at Oak.)**
	5	1981 (Jan. 24, 1982 against S.F.)#
	5	1988 (Jan. 22, 1989 against S.F.)##
HALF	4	1982 (Jan. 9, 1983 vs. NYJ)+1st half
	4	1988 (Jan. 22, 1989 against S.F.)##2nd half

MISCELLANEOUS

MOST PENALTIES INCURRED

GAME	12	1982 (Jan. 9, 1983 vs. NYJ)+
HALF	7	1982 (Jan. 9, 1983 vs. NYJ)+2nd half


MOST PENALTY YARDS INCURRED

GAME	95	1982 (Jan. 9, 1983 vs. NYJ)+
HALF	64	1975 (Dec. 28, 1975 at Oak.)**2nd half

MOST TIME OF POSSESSION

GAME	31:43	1990 (Jan. 13, 1991 at L.A.-Raid.)**
HALF	18:26	1975 (Dec. 28, 1975 at Oak.)**

NOTE: Time of possession was not recorded until 1977, and thus is not available for the Bengals' 1970, '73 and '75 playoff games.



**STADIUM,
NFL &
MEDIA**



PAUL BROWN STADIUM



Photo by Jon Braude

Paul Brown Stadium, home of the Bengals on Cincinnati's downtown riverfront, plays host to its sixth NFL season in 2005. PBS, as the stadium is known for short, has won numerous honors and last season had debuts on ABC's Monday Night Football and ESPN's Sunday Night Football before sellout crowds.

Long acknowledged for its innovative design and fan amenities, PBS has hosted record Bengals attendance the last two seasons. In 2004, the Bengals sold out every regular-season home game for the first time since 1992 at Riverfront Stadium. Regular-season attendance was a record 524,248, topping the half-million mark for the first time.

A new FieldTurf playing surface was installed for 2004, with resounding success. Besides assuring optimum field conditions for all games, the new surface gave the team a new practice site option during inclement weather, supplementing the team's grass practice fields.

Though PBS opened in 2000, it remained very much in the news well past its inaugural Bengals game, a preseason clash with Chicago on Aug. 19 of that year.



PAUL BROWN STADIUM

In 2002, in an industry rarity, the stadium was singled out by both of the nation's premier architecture magazines. In the *Architectural Record* and in *Architecture*, PBS was able to push sports stadiums onto pages usually reserved for office buildings, museums and universities.

Both magazines emphasized the skill with which NBBJ, the stadium's Los Angeles-based architecture firm, was able to integrate the open-air stadium design with the city.

The two stories came on the heels of PBS receiving the 2001 Merit Award from the American Institute of Architects (California Council). It marked the first time for an NFL stadium to receive the award from the prestigious AIA. And in May of 1998, well before its completion, studies of the stadium's design led to its being among 15 winners from a field of more than 300 projects for an American Architecture Award.

Named for the Pro Football Hall of Fame legend who founded both the Cleveland Browns and Bengals

The Bengals play at Paul Brown Stadium on a FieldTurf playing surface that was installed for the 2004 season, replacing the natural grass surface that had been in place from 2000-03.

FieldTurf is the nation's most experienced and successful vendor of synthetic grass systems. FieldTurf's surface looks, feels and plays like natural grass. It offers a consistent playing surface regardless of weather conditions, and it is safer for players than previous synthetic surfaces.

"We are highly pleased with the consistency and overall performance of the field," said Bengals head coach Marvin Lewis, "and the durability of the surface allows us to practice more often inside the stadium on our actual game field. The installation of FieldTurf was a great example of our organization's commitment to provide our players with the best environment to win."

The FieldTurf surface's durability advantage over natural grass has also served to minimize possible conflicts for scheduling non-NFL events at Paul Brown Stadium.

FIELDturf®



franchises, Paul Brown Stadium includes 114 private suites and 7600 club seats.

Though hailed for its futuristic design, the stadium's primary purpose is to serve as a premier venue for watching football. Almost 70 percent of the seats are along the sidelines, positioned for superior sight lines to the field.

The stadium also carries a crucial link to the past. In an era when many sports facilities carry corporate names for rights fees, Cincinnati's stadium bears only the name of the late Paul Brown.

"We like the fact that our stadium name honors the tradition of the NFL," said Mike Brown. "Many names now don't have anything to do with the game."

Additional facts and figures on Paul Brown Stadium:

LOCATION: The stadium site is on the western side of Cincinnati's downtown riverfront. It is bordered by Elm Street on the east, Central Avenue on the west, Pete Rose Way on the north and Mehring Way on the south. The southern border of the stadium is one block from the Ohio River, and plans call for it to be connected to the riverfront with a city park.

SEATING CAPACITY: 65,376.

DIMENSIONS: The stadium site covers approximately 22 acres, and Paul Brown Stadium itself reaches a height of 157 feet.

PLAYING SURFACE: FieldTurf.

PRIVATE SUITES: Each of the 114 suites features retractable glass windows, allowing fans the option to watch in climate-controlled comfort or to bring in the outdoor experience. Suites include 12 spacious fixed stadium seats and four elevated seats at a drink rail with a view of the field.

CLUB SEATING: Club patrons enjoy extra-wide, padded seats at the prime football viewing level, with in-seat food and beverage service. Patrons also have access to the Club Level Lounges, featuring fine dining as well as prime views of the downtown skyline or riverfront.

PAUL BROWN

Paul Brown Stadium honors not only the founder and first coach of the Bengals, but a man who was also one of the great innovators in pro football history.

"Whether they know it or not, nearly everyone in football has been affected by Paul Brown," former NFL Commissioner Pete Rozelle said in 1991. "His wealth of ideas changed the game."

Elected in 1967 to the Pro Football Hall of Fame, Brown also was founder and first coach of the Cleveland Browns, whom he guided to seven league championships in their first 12 seasons.



He posted a .665 winning percentage over 25 years of pro coaching (222-112-9, including playoffs). Earlier in his career, he created an Ohio dynasty at Massillon High School and coached Ohio State University to a national championship (1942).

Brown pioneered coaching as a year-round profession, invented the draw play, introduced the use of face masks on helmets, initiated film study and classroom instruction of players, and was the first coach to call plays from the sidelines. He also broke the color barrier in modern American pro sports, as his Cleveland team featured black stars Marion Motley and Bill Willis in 1946, a year before Jackie Robinson's debut in Major League Baseball.

Born in Norwalk, Ohio, and reared in Massillon, Brown was Bengals coach and general manager from 1968-75. He stepped down as coach following an 11-3 season in 1975, and continued in the GM's role until his death at age 82 on Aug. 5, 1991.

TRAINING CAMP GEORGETOWN COLLEGE




Photo by Paul D. Atkinson

Bengals players report July 28 to training camp at Georgetown (Ky.) College, with the first practice scheduled for the following day.

The training camp facility, officially known as the East Campus Athletic Complex, is one of the finest in use by an NFL team. *Athletic Management*, a national sports management magazine, recognized the complex by awarding it with its 1998 "Excellence in Outdoor Facilities" award.

The Bengals moved their training camp to Georgetown in 1997 after 29 seasons of training at Wilmington (Ohio) College. Georgetown's commitment to meet state-of-the-art standards has brought unprecedented media attention to training camp and has helped the Bengals develop their Central Kentucky fan base.

"There isn't a team in the league that wouldn't like to have its training camp in a facility like this one," said Bengals president Mike Brown.

The centerpiece of the complex is Rawlings Stadium, which offers permanent stands for 5,000 and is built in a bowl shape that can accommodate seating for up to 20,000 fans. The stadium is designed to provide fans with a festival-like atmosphere, concessions, merchandise, interactive pavilion areas

and promotional activities developed by corporate sponsors. For the team, it features locker rooms and showers, weight and aerobic rooms, training facilities, a press box and guest booths, as well as a field with a natural grass playing surface.

The facility, an hour's drive south of downtown Cincinnati, also includes a conference center used for coaches' classroom instruction and meals, two additional full-size practice fields, apartment-style resident quads for player housing and executive guest townhouses. The complex joins the college's already existing tennis courts, soccer field and baseball field.

For the third straight year, the Bengals will have a two-day format for training camp's major fan events. The full-contact scrimmage will be on Friday night, Aug. 5, at 6:30 p.m. On Saturday, Aug. 6, at 1 p.m., the team will stage the Orange-Black Mock Game, which coach Marvin Lewis has described as "essentially a live game, but without tackling."

All training camp practices and events are open free to the public. There is a charge for on-campus parking.

Free autograph sessions for fans are scheduled periodically throughout the camp.

TRAINING CAMP DATES: July 28 - August 17.

DIRECTIONS: From downtown Cincinnati, take I-75 South approximately 70 miles to exit 126. Turn right off ramp onto U.S. 460 West. Stay on this main thoroughfare for approximately two miles and turn right at the fifth traffic light, Lemons Mill Rd. (Route 1962 West). Go about one-half mile and look for the large Bengals sign and driveway to the complex on the right.

TRAINING CAMP TELEPHONE: (502) 868-6300.

GEORGETOWN COLLEGE TRAINING CAMP WEB SITE: www.bengalscamp.com

KEY NFL DATES IN 2005 AND 2006

	2005	2006
Aug. 30	Roster cutdown to maximum of 65 players by 4 p.m. ET	Jan. 1 Regular season ends
Sept. 3	Roster cutdown to maximum of 53 players by 6 p.m. ET	Jan. 7-8 Wild Card Playoff Games
Sept. 4	Clubs may establish practice squad of eight players after 12 noon	Jan. 14-15 Divisional Playoff Games
Sept. 8-12	Regular season opens	Jan. 22 AFC and NFC Championship Games
Oct. 18	Trading deadline; trading ends at 4 p.m. ET	Feb. 5 Super Bowl XL, Ford Field, Detroit, Michigan
		Feb. 12 AFC-NFC Pro Bowl, Honolulu, Hawaii
		Feb. 22-28 Combine Timing and Testing, Indianapolis, Ind.
		Mar. 26-30 NFL Annual Meeting, Orlando, Florida
		Apr. 29-30 NFL Draft, New York City

INSTANT REPLAY RULES

For the 2005-08 seasons, the NFL will continue to employ a system of Referee Replay Review to aid officiating. Prior to the two-minute warning of each half, a Coaches' Challenge System will be in effect. After the two-minute warning, and throughout any overtime period, a Referee Review will be initiated by a Replay Assistant from a Replay Booth.

The following procedures will be used:

REVIEWS BY REFEREE: All Replay Reviews will be conducted by the Referee on a field-level monitor after consultation with the other covering official(s), prior to review. A decision will be reversed only when the Referee has *indisputable visual evidence* available to him that warrants the change.

COACHES' CHALLENGE: In each game, a team will be permitted two challenges that will initiate Referee Replay reviews. Each challenge will require the use of a team time out. If a challenge is upheld, the time out will be restored to the challenging team. If both challenges are upheld, a third challenge will be awarded to the challenging team. No challenges will be recognized from a team that has exhausted its time outs.

REPLAY ASSISTANT'S REQUEST FOR REVIEW: After the two-minute warning of each half, and throughout any overtime period, any review will be initiated by a Replay Assistant. There is no limit to the number of reviews that may be initiated by the Replay Assistant. His ability to initiate a review will be unrelated to the number of time outs that either team has remaining, and no time out will be charged for any review initiated by the Replay Assistant.

TIME LIMIT: Each review will be a maximum of 90 seconds in length, timed from when the Referee begins his review of the replay at the field-level monitor.

REVIEWABLE PLAYS: The Replay System will cover the following play situations only:

- A) PLAYS GOVERNED BY SIDELINE, GOAL LINE, END ZONE, AND END LINE:**
- Scoring plays, including a runner breaking the plane of the goal line.
 - Pass complete/incomplete/intercepted at sideline, goal line, end zone, and end line.
 - Runner/receiver in or out of bounds.
 - Recovery of loose ball in or out of bounds.
- B) PASSING PLAYS:**
- Pass ruled complete/incomplete/intercepted in the field of play.
 - Touching of a forward pass by an ineligible receiver.
 - Touching of a forward pass by a defensive player.
 - Quarterback (Passer) forward pass or fumble.
 - Illegal forward pass beyond line of scrimmage.
 - Illegal forward pass after change of possession.
 - Forward or backward pass thrown from behind line of scrimmage.
- C) OTHER DETECTABLE INFRACTIONS:**
- Runner ruled not down by defensive contact.
 - Forward progress with respect to first down.
 - Touching of a kick.
 - Number of players on the field.

Bengals in the community

Reaching out to help others

The Cincinnati Bengals organization is committed to improving lives in Greater Cincinnati.

Bengals players, coaches and staff acknowledge their unique public role and are devoted to working with charities, schools and civic groups to make positive contributions throughout the area. The Bengals welcome the opportunity to give back to a community that has unconditionally supported the team for more than 35 years.

Non-profit organizations throughout Greater Cincinnati look to the Bengals for assistance. Beneficiaries may receive money, food, autographed items, tours or training camp visits, or something as simple as a smile brought about by a visit from a player.

Community involvement takes many forms. The Bengals sponsor special fund-raising events, make donations of cash and memorabilia to many charitable organizations, make personal appearances, and serve on various community boards and commissions.

The Bengals continue their annual support of the United Way. In 2004, the Bengals increased their total campaign contributions by 12%. The team welcomed the Tocqueville Society (United Way donors of \$10,000 or more) to Paul Brown Stadium for lunch and a program. Bengals head coach Marvin Lewis shared his outlook on the upcoming season with Society members, and the coaching staff and players greeted more than 150 of United Way's most generous donors. Lewis continued to serve as spokesperson for the Leaders' Circle program, while running backs coach Jim Anderson continued his membership on the steering committee of United Way's African-American Leadership Initiative, The Herbert R. Brown Society. Jeff Berding, Bengals director of sales and community affairs, continued to serve on a United Way Leadership Team in 2004 after winning a Community Service Award for his work in 2003.



Marvin Lewis Community Fund (MLCF) is to empower, educate and inspire children, while enriching the Tri-State Region. In 2003, with the MLCF not even four months old, more than \$100,000 was donated to Boys Hope Girls Hope, Greater Cincinnati Boys and Girls Clubs, Minorities in Mathematics, Science and Engineering (M2SE), the Multiple Sclerosis Society, SUCCESS by 6 and Youth, Incorporated. This year's second Marvin Lewis Golf Classic raised over \$300,000.

MLCF also presented a check in the amount of \$401,000 for a grant in MS genetic research, and through an MLCF program,



four \$20,000 academic scholarships were presented to selected graduating seniors to attend the college of their choice.

During the last two years, Coach Lewis has been a tireless community activist and youth advocate, making over 165 community appearances, spreading the message of community involvement and accountability. Organizations include:

Northern Kentucky Ministerial Alliance, Cincinnati Business Strategic Alliance, National Football Foundation, Taft School, Hughes High School, Black History Assembly, National Multiple Sclerosis Annual Dinner, Cystic Fibrosis, Juvenile Diabetes, Big Brothers Big Sisters of Greater Cincinnati, Autism Society, Special Olympics, DARE program, Boys and Girls Club Teen Center, Cincinnati Human Relations Committee, Greater Cincinnati African-American Scholarship Fund, Tsunami Relief Effort of Cincinnati, Hamilton County Park District, Butler County United Way, Fairfield Chamber of Commerce, Princeton High School, Seymour High School, Cincinnati Bell Education Seminar, Cincinnati USA Regional Chamber, Queen City Foundation, National City and YMCA Black Achievers.

MLCF has several events throughout the year, including the Marvin Lewis NFL/NFF Coaching Clinic (held this past June at Paul Brown Stadium). On Nov. 10, 2005,



the Marvin Lewis Community Fund in 2003 with an initial \$10,000 donation from the Bengals. The mission of the

Today's children face a seemingly endless array of challenges and decisions, which makes community role models and leaders more important than ever. With this in mind, Marvin and Peggy Lewis launched

Coach Lewis will host Bengals Football 101, an event aimed at teaching the basics of football to women. More than 300 women attended this sold-out program last year, with proceeds benefiting the MLCF and its many civic outreaches.

In recent years, Bengals players have continued to increase their level of involvement in the community. Last season, the Bengals made over 150 community appearances to schools, youth groups and teams and charity events.

Bengals offensive tackle Willie Anderson is one of the most active players in community affairs. Anderson was the team's Walter Payton Man of the Year award nominee in 2004.

Many Bengals players have their own foundations or sponsor charitable fund-raising activities dedicated to improving the community. Those players include Willie Anderson, Chris Perry, Shayne Graham, Kim Herring, Jon



Kitna, Anthony Mitchell, Deltha O'Neal, Carson Palmer, Elton Patterson, John Thornton and Peter Warrick.

Other team programs include:

Hometown Huddle: The Bengals and MLCF worked in collaboration with the United Way in 2004 to refurbish Vine Elementary School in Cincinnati's inner-city Over-The-Rhine neighborhood. More than 36 Bengals players and their wives rolled up their sleeves to help paint, shovel and volunteer to give students a positive and enriching learning environment. They were joined by more than 250 volunteers from regional companies, and \$200,000 of goods and services were donated to the project to give the school a face-lift.

Community Quarterback Award: A league-wide volunteer recognition program that will donate nearly \$1 million to charities in each NFL city. In 2004, the Bengals finalists received a total of \$20,000 for their respective charities.

Coach of the Week: A league-wide program that is designed to give



the recognition that high school football coaches deserve for molding the lives of young adults. Each winner's school receives a \$1,000 donation to the school's football program.

Play It Smart: A program designed to use football as a tool for enhancing personal and academic development for youth at economically disadvantaged high schools. Team representatives visit the chosen schools to coach, teach, and mentor student-athletes to help each individual reach their full potential.



Ken Stewart © 2005

Cincinnati Bengals Taste of the NFL: Bengals players, coaches and alumni join with benefactors of the FreeStore/FoodBank of Cincinnati while dining on samples from Cincinnati's finest restaurants. The Bengals Taste of the NFL has been held in June each of the last three years, starting in 2003. The event has averaged raising more than \$60,000 per year, enabling the FreeStore/FoodBank to provide more than 250,000 meals annually for hungry

people in the Tri-Sate. The Bengals also team up with the FreeStore/FoodBank to collect canned goods and other non-perishable foods for the Annual Holiday Canned Food Drive.

Hoxworth Blood Drive: Bengals players, alumni, cheerleaders and staff are present annually at Paul Brown Stadium to help the Hoxworth Blood Center collect donations before the busy holiday season. In 2004, the drive collected 133 pints of blood, the largest, single-day public blood drive in Greater Cincinnati for the year.

Toys for Tots: The Bengals and the U.S. Marine Corps annually team up at Paul Brown Stadium to collect Christmas toys for disadvantaged local youth.

One for the Community: The Bengals support this annual fund-raising campaign that benefits schools and other non-profit organizations. Commercials on TV and in print, along with events held at Paul Brown Stadium, have helped organizations raise more than \$1 million annually.

2005 NFL REGULAR-SEASON SCHEDULE (All times Eastern)

WEEK 1

THURSDAY, SEPTEMBER 8

Oakland at New England 9:00

SUNDAY, SEPTEMBER 11

Chicago at Washington 1:00
Cincinnati at Cleveland **1:00**
 Denver at Miami 1:00
 Houston at Buffalo 1:00
 New Orleans at Carolina 1:00
 N.Y. Jets at Kansas City 1:00
 Seattle at Jacksonville 1:00
 Tampa Bay at Minnesota 1:00
 Tennessee at Pittsburgh 1:00
 Arizona at N.Y. Giants 4:15
 Dallas at San Diego 4:15
 Green Bay at Detroit 4:15
 St. Louis at San Francisco 4:15
 Indianapolis at Baltimore 8:30

MONDAY, SEPTEMBER 12

Philadelphia at Atlanta 9:00
 (OPEN DATE: none)

WEEK 2

SUNDAY, SEPTEMBER 18

Baltimore at Tennessee 1:00
 Buffalo at Tampa Bay 1:00
 Detroit at Chicago 1:00
 Jacksonville at Indianapolis 1:00
Minnesota at Cincinnati **1:00**
 New England at Carolina 1:00
 N.Y. Giants at New Orleans 1:00
 Pittsburgh at Houston 1:00
 San Francisco at Philadelphia 1:00
 Atlanta at Seattle 4:05
 St. Louis at Arizona 4:05
 Cleveland at Green Bay 4:15
 Miami at N.Y. Jets 4:15
 San Diego at Denver 4:15
 Kansas City at Oakland 8:30

MONDAY, SEPTEMBER 19

Washington at Dallas 9:00
 (OPEN DATE: none)

WEEK 3

SUNDAY, SEPTEMBER 25

Atlanta at Buffalo 1:00
 Carolina at Miami 1:00
Cincinnati at Chicago **1:00**
 Cleveland at Indianapolis 1:00
 Jacksonville at N.Y. Jets 1:00
 New Orleans at Minnesota 1:00
 Oakland at Philadelphia 1:00
 Tampa Bay at Green Bay 1:00
 Tennessee at St. Louis 1:00
 Arizona at Seattle 4:05
 Dallas at San Francisco 4:05
 New England at Pittsburgh 4:15
 N.Y. Giants at San Diego 8:30

MONDAY, SEPTEMBER 26

Kansas City at Denver 9:00
 (OPEN DATE: Baltimore, Detroit, Houston, Washington)

WEEK 4

SUNDAY, OCTOBER 2

Buffalo at New Orleans 1:00
 Denver at Jacksonville 1:00
 Detroit at Tampa Bay 1:00
Houston at Cincinnati **1:00**
 Indianapolis at Tennessee 1:00
 Philadelphia at Kansas City 1:00
 San Diego at New England 1:00
 Seattle at Washington 1:00
 St. Louis at N.Y. Giants 1:00
 N.Y. Jets at Baltimore 4:05
 Dallas at Oakland 4:15
 Minnesota at Atlanta 4:15
 San Francisco at Arizona 8:30

MONDAY, OCTOBER 3

Green Bay at Carolina 9:00
 (OPEN DATE: Chicago, Cleveland, Miami, Pittsburgh)

WEEK 5

SUNDAY, OCTOBER 9

Baltimore at Detroit 1:00
 Chicago at Cleveland 1:00
 Miami at Buffalo 1:00
 New England at Atlanta 1:00
 New Orleans at Green Bay 1:00
 Seattle at St. Louis 1:00
 Tampa Bay at N.Y. Jets 1:00
 Tennessee at Houston 1:00
 Indianapolis at San Francisco 4:05
 Carolina at Arizona 4:15
 Philadelphia at Dallas 4:15
 Washington at Denver 4:15
Cincinnati at Jacksonville **8:30**

MONDAY, OCTOBER 19

Pittsburgh at San Diego 9:00
 (OPEN DATE: Kansas City, Minnesota, N.Y. Giants, Oakland)

WEEK 6

SUNDAY, OCTOBER 10

Atlanta at New Orleans 1:00
 Carolina at Detroit 1:00
Cincinnati at Tennessee **1:00**
 Cleveland at Baltimore 1:00
 Jacksonville at Pittsburgh 1:00
 Miami at Tampa Bay 1:00
 Minnesota at Chicago 1:00
 N.Y. Giants at Dallas 1:00
 Washington at Kansas City 1:00
 New England at Denver 4:15
 N.Y. Jets at Buffalo 4:15
 San Diego at Oakland 4:15
 Houston at Seattle 8:30

MONDAY, OCTOBER 17

St. Louis at Indianapolis 9:00
 (OPEN DATE: Arizona, Green Bay, Philadelphia, San Francisco)

WEEK 7

SUNDAY, OCTOBER 23

Detroit at Cleveland 1:00
 Green Bay at Minnesota 1:00
 Indianapolis at Houston 1:00
 Kansas City at Miami 1:00
 New Orleans at St. Louis 1:00
Pittsburgh at Cincinnati **1:00**
 San Diego at Philadelphia 1:00
 San Francisco at Washington 1:00
 Dallas at Seattle 4:05
 Baltimore at Chicago 4:15
 Buffalo at Oakland 4:15
 Denver at N.Y. Giants 4:15
 Tennessee at Arizona 4:15

MONDAY, OCTOBER 24

N.Y. Jets at Atlanta 9:00
 (OPEN DATE: Carolina, Jacksonville, New England, Tampa Bay)

WEEK 8

SUNDAY, OCTOBER 30

Arizona at Dallas 1:00
 Chicago at Detroit 1:00
 Cleveland at Houston 1:00
Green Bay at Cincinnati **1:00**
 Jacksonville at St. Louis 1:00
 Miami at New Orleans 1:00
 Minnesota at Carolina 1:00
 Oakland at Tennessee 1:00
 Washington at N.Y. Giants 1:00
 Kansas City at San Diego 4:05
 Philadelphia at Denver 4:15
 Tampa Bay at San Francisco 4:15
 Buffalo at New England 8:30

MONDAY, OCTOBER 31

Baltimore at Pittsburgh 9:00
 (OPEN DATE: Atlanta, Indianapolis, N.Y. Jets, Seattle)

WEEK 9

SUNDAY, NOVEMBER 6

Atlanta at Miami 1:00
 Carolina at Tampa Bay 1:00
 Chicago at New Orleans 1:00
Cincinnati at Baltimore **1:00**
 Detroit at Minnesota 1:00
 Houston at Jacksonville 1:00
 Oakland at Kansas City 1:00
 San Diego at N.Y. Jets 1:00
 Tennessee at Cleveland 1:00
 N.Y. Giants at San Francisco 4:05
 Seattle at Arizona 4:05
 Pittsburgh at Green Bay 4:15
 Philadelphia at Washington 8:30

MONDAY, NOVEMBER 7

Indianapolis at New England 9:00
 (OPEN DATE: Buffalo, Dallas, Denver, St. Louis)

WEEK 10

SUNDAY, NOVEMBER 13

Arizona at Detroit 1:00
 Baltimore at Jacksonville 1:00
 Houston at Indianapolis 1:00
 Kansas City at Buffalo 1:00
 Minnesota at N.Y. Giants 1:00
 New England at Miami 1:00
 San Francisco at Chicago 1:00
 Washington at Tampa Bay 1:00
 Denver at Oakland 4:05
 N.Y. Jets at Carolina 4:05
 Green Bay at Atlanta 4:15
 St. Louis at Seattle 4:15
 Cleveland at Pittsburgh 8:30

MONDAY, NOVEMBER 14

Dallas at Philadelphia 9:00
 (OPEN DATE: Cincinnati, New Orleans, San Diego, Tennessee)

WEEK 11

SUNDAY, NOVEMBER 20

Arizona at St. Louis 1:00
 Carolina at Chicago 1:00
 Detroit at Dallas 1:00
Indianapolis at Cincinnati **1:00**
 Jacksonville at Tennessee 1:00
 Miami at Cleveland 1:00
 New Orleans at New England 1:00
 Oakland at Washington 1:00
 Philadelphia at N.Y. Giants 1:00
 Tampa Bay at Atlanta 1:00
 Seattle at San Francisco 4:05
 Buffalo at San Diego 4:15
 N.Y. Jets at Denver 4:15
 Pittsburgh at Baltimore 4:15
 Kansas City at Houston 8:30

MONDAY, NOVEMBER 21

Minnesota at Green Bay 9:00
 (OPEN DATE: none)

WEEK 12

THURSDAY, NOVEMBER 24

Atlanta at Detroit 12:30
 Denver at Dallas 4:15

SUNDAY, NOVEMBER 27

Baltimore at Cincinnati **1:00**
 Carolina at Buffalo 1:00
 Chicago at Tampa Bay 1:00
 Cleveland at Minnesota 1:00
 New England at Kansas City 1:00
 San Diego at Washington 1:00
 San Francisco at Tennessee 1:00
 St. Louis at Houston 1:00
 Jacksonville at Arizona 4:05
 Miami at Oakland 4:05
 Green Bay at Philadelphia 4:15
 N.Y. Giants at Seattle 4:15
 New Orleans at N.Y. Jets 8:30

MONDAY, NOVEMBER 28

Pittsburgh at Indianapolis 9:00
 (OPEN DATE: none)

WEEK 13

SUNDAY, DECEMBER 4

Atlanta at Carolina.....	1:00
Buffalo at Miami.....	1:00
Cincinnati at Pittsburgh	1:00
Dallas at N.Y. Giants.....	1:00
Green Bay at Chicago.....	1:00
Houston at Baltimore.....	1:00
Jacksonville at Cleveland.....	1:00
Minnesota at Detroit.....	1:00
Tampa Bay at New Orleans.....	1:00
Tennessee at Indianapolis.....	1:00
Arizona at San Francisco.....	4:05
Washington at St. Louis.....	4:05
Denver at Kansas City.....	4:15
N.Y. Jets at New England.....	4:15
Oakland at San Diego.....	8:30

MONDAY, DECEMBER 5

Seattle at Philadelphia.....	9:00
------------------------------	------

(OPEN DATE: none)

WEEK 14

SUNDAY, DECEMBER 11

Chicago at Pittsburgh.....	1:00
Cleveland at Cincinnati	1:00
Houston at Tennessee.....	1:00
Indianapolis at Jacksonville.....	1:00
New England at Buffalo.....	1:00
Oakland at N.Y. Jets.....	1:00
St. Louis at Minnesota.....	1:00
Tampa Bay at Carolina.....	1:00
N.Y. Giants at Philadelphia.....	4:05
San Francisco at Seattle.....	4:05
Washington at Arizona.....	4:05
Baltimore at Denver.....	4:15
Kansas City at Dallas.....	4:15
Miami at San Diego.....	4:15
Detroit at Green Bay.....	8:30

MONDAY, DECEMBER 12

New Orleans at Atlanta.....	9:00
-----------------------------	------

(OPEN DATE: none)

WEEK 15

SATURDAY, DECEMBER 17

Tampa Bay at New England.....	1:30
Kansas City at N.Y. Giants.....	5:00
Denver at Buffalo.....	8:30

SUNDAY, DECEMBER 18

Arizona at Houston.....	1:00
Carolina at New Orleans.....	1:00
Dallas at Washington.....	1:00
N.Y. Jets at Miami.....	1:00
Pittsburgh at Minnesota.....	1:00
San Diego at Indianapolis.....	1:00
Seattle at Tennessee.....	1:00
San Francisco at Jacksonville.....	1:00
Cincinnati at Detroit	4:05
Cleveland at Oakland.....	4:05
Philadelphia at St. Louis.....	4:15
Atlanta at Chicago.....	8:30

MONDAY, DECEMBER 19

Green Bay at Baltimore.....	9:00
-----------------------------	------

(OPEN DATE: none)

WEEK 16

SATURDAY, DECEMBER 24

Atlanta at Tampa Bay.....	1:00
Buffalo at Cincinnati	1:00
Dallas at Carolina.....	1:00
Detroit at New Orleans.....	1:00
Jacksonville at Houston.....	1:00
N.Y. Giants at Washington.....	1:00
Pittsburgh at Cleveland.....	1:00
San Diego at Kansas City.....	1:00
San Francisco at St. Louis.....	1:00
Tennessee at Miami.....	1:00
Philadelphia at Arizona.....	4:05
Indianapolis at Seattle.....	4:15
Oakland at Denver.....	4:15

SUNDAY, DECEMBER 25

Chicago at Green Bay.....	5:00
Minnesota at Baltimore.....	8:30

MONDAY, DECEMBER 26

New England at N.Y. Jets.....	9:00
-------------------------------	------

(OPEN DATE: none)

WEEK 17

SATURDAY, DECEMBER 31

Denver at San Diego.....	4:30
N.Y. Giants at Oakland.....	8:00

SUNDAY, JANUARY 1

Arizona at Indianapolis.....	1:00
Baltimore at Cleveland.....	1:00
Buffalo at N.Y. Jets.....	1:00
Carolina at Atlanta.....	1:00
Chicago at Minnesota.....	1:00
Cincinnati at Kansas City	1:00
Detroit at Pittsburgh.....	1:00
Miami at New England.....	1:00
New Orleans at Tampa Bay.....	1:00
Houston at San Francisco.....	4:05
Tennessee at Jacksonville.....	4:05
Seattle at Green Bay.....	4:15
Washington at Philadelphia.....	4:15
St. Louis at Dallas.....	8:30

(OPEN DATE: none)

POSTSEASON

SATURDAY & SUNDAY,

JANUARY 7 & 8
AFC & NFC Wild Card Playoffs

SATURDAY & SUNDAY,

JANUARY 14 & 15
AFC & NFC Divisional Playoffs

SUNDAY, JANUARY 22

AFC & NFC Championship Games

SUNDAY, FEBRUARY 5

Super Bowl XL at Ford Field in Detroit, Mich.

SUNDAY, FEBRUARY 12

AFC-NFC Pro Bowl in Honolulu, Hawaii

2005 NFL PRESEASON SCHEDULE (All times Eastern)

SATURDAY, AUGUST 6

American Bowl, Tokyo, Japan

Atlanta vs. Indianapolis.....	5:00 am-live, 6:00 pm-replay
-------------------------------	---------------------------------

MONDAY, AUGUST 8

Pro Football Hall of Fame Game, Canton, Ohio

Chicago vs. Miami.....	8:00
------------------------	------

WEEK 1

THURSDAY, AUGUST 11

San Diego at Green Bay.....	8:00
-----------------------------	------

FRIDAY, AUGUST 12

Detroit at N.Y. Jets.....	7:00
New England at Cincinnati	7:30
Chicago at St. Louis.....	8:00
Kansas City at Minnesota.....	8:00
Seattle at New Orleans.....	8:00
Tampa Bay at Tennessee.....	8:00

SATURDAY, AUGUST 13

Baltimore at Atlanta.....	7:30
Miami at Jacksonville.....	7:30
Buffalo at Indianapolis.....	8:00
Denver at Houston.....	8:00
N.Y. Giants at Cleveland.....	8:00
Washington at Carolina.....	8:00
Dallas at Arizona.....	10:00
Oakland at San Francisco.....	10:00

MONDAY, AUGUST 15

Philadelphia at Pittsburgh.....	8:00
---------------------------------	------

WEEK 2

THURSDAY, AUGUST 18

New Orleans at New England.....	8:00
---------------------------------	------

FRIDAY, AUGUST 19

Tennessee at Atlanta.....	7:30
Cincinnati at Washington	8:00
Minnesota at N.Y. Jets.....	8:00

SATURDAY, AUGUST 20

Cleveland at Detroit.....	1:00
Green Bay at Buffalo.....	6:00
Jacksonville at Tampa Bay.....	7:30
Miami at Pittsburgh.....	7:30
Carolina at N.Y. Giants.....	8:00
Chicago at Indianapolis.....	8:00
Oakland at Houston.....	8:00
Philadelphia at Baltimore.....	8:00
Arizona at Kansas City.....	8:30
San Francisco at Denver.....	9:00

SUNDAY, AUGUST 21

St. Louis at San Diego.....	4:00
-----------------------------	------

MONDAY, AUGUST 22

Dallas at Seattle.....	8:00
------------------------	------

WEEK 3

THURSDAY, AUGUST 25

Atlanta at Jacksonville.....	8:00
------------------------------	------

FRIDAY, AUGUST 26

Cincinnati at Philadelphia	7:30
Baltimore at New Orleans.....	8:00
Buffalo at Chicago.....	8:00
Carolina at Cleveland.....	8:00
New England at Green Bay.....	8:00

N.Y. Jets at N.Y. Giants.....	8:00
Pittsburgh at Washington.....	8:00
San Diego at Minnesota.....	8:00
Arizona at Oakland.....	9:30
Tennessee at San Francisco.....	10:00

SATURDAY, AUGUST 27

Tampa Bay at Miami.....	7:30
Houston at Dallas.....	8:00
Indianapolis at Denver.....	8:00
Seattle at Kansas City.....	8:30

MONDAY, AUGUST 29

St. Louis at Detroit.....	8:00
---------------------------	------

WEEK 4

THURSDAY, SEPTEMBER 1

Atlanta at Miami.....	7:30
Houston at Tampa Bay.....	7:30
N.Y. Jets at Philadelphia.....	7:30
Cleveland at Chicago.....	8:00
Green Bay at Tennessee.....	8:00
Jacksonville at Dallas.....	8:00
N.Y. Giants at New England.....	8:00
Pittsburgh at Carolina.....	8:00
Washington at Baltimore.....	8:00
New Orleans at Oakland.....	9:00
San Francisco at San Diego.....	10:00

FRIDAY, SEPTEMBER 2

Detroit at Buffalo.....	7:00
Indianapolis at Cincinnati	7:30
Kansas City at St. Louis.....	8:00
Minnesota at Seattle.....	9:00
Denver at Arizona.....	10:00

NFL PUBLIC RELATIONS CONTACTS



National Football League, 280 Park Ave., New York, NY 10017. Tel: (212) 450-2000.
Joe Browne, Exec VP Communications & Public Affairs; **Greg Aiello**, VP Public Relations;
Leslie Hammond, Dir. Media Services; **Brian McCarthy**, Dir. of Corporate Communications;
Steve Alic, AFC Information Mgr.; **Mike Signora**, NFC Information Mgr.



Arizona Cardinals

*Mark Dalton, Chris Melvin,
Mike Kane*
8701 S. Hardy Drive
Tempe, AZ 85284-2800
(602) 379-0101
Fax (602) 379-1821

Atlanta Falcons

*Reggie Roberts,
Frank Kleha*
4400 Falcon Parkway
Flowerly Branch, GA 30542
(770) 965-3115
Fax (770) 965-2766

Baltimore Ravens

*Kevin Byrne,
Chad Steele*
1 Winning Dr.
Owings Mills, MD 21117
(410) 701-4000
Fax (410) 701-4100

Buffalo Bills

*Scott Berchtold,
Bill Hudock*
One Bills Drive
Orchard Park, NY 14127
(716) 648-1800
Fax (716) 648-3202

Carolina Panthers

*Charlie Dayton,
Bruce Speight*
800 South Mint Street
Charlotte, NC 28202-1502
(704) 358-7000
Fax (704) 358-7615

Chicago Bears

*Jim Christmas, Roger Hacker,
Brian Harlan*
1000 Football Drive
Lake Forest, IL 60045
(847) 295-9657
Fax (847) 615-2387

Cincinnati Bengals

*Jack Brennan,
P.J. Combs*
One Paul Brown Stadium
Cincinnati, OH 45202-3492
(513) 621-3550
Fax (513) 455-8740

Cleveland Browns

*Bill Bonsiewicz,
Ken Matjer, Amy Palcic*
76 Lou Groza Blvd.
Berea, OH 44017-0146
(440) 891-5000
Fax (440) 891-5010

Dallas Cowboys

*Rich Dairymple,
Brett Daniels*
One Cowboys Parkway
Irving, TX 75063
(972) 556-9900
Fax (972) 556-9918

Denver Broncos

*Jim Saccomano,
Paul Kirk, Rebecca Villanueva*
13655 Broncos Parkway
Englewood, CO 80112
(303) 649-9000
Fax (303) 649-0562

Detroit Lions

*Matt Barnhart,
Deanna Caldwell*
222 Republic Drive
Allen Park, MI 48101
(313) 216-4000
Fax (313) 216-4226

Green Bay Packers

*Jeff Blumb, Aaron Popkey,
Zak Gilbert*
1265 Lombardi Avenue
Green Bay, WI 54304
(920) 569-7500
Fax (920) 569-7201

Houston Texans

*Tony Wylie, Rocky Harris,
Kevin Cooper*
Two Reliant Park
Houston, TX 77054
(832) 667-2000
FAX: (832) 667-2188

Indianapolis Colts

*Craig Kelley,
Kevin Cheek*
7001 West 56th Street
Indianapolis, IN 46254
(317) 297-2658
Fax (317) 388-0982

Jacksonville Jaguars

*Dan Edwards, Hunter Robinson,
Ryan Robinson, Alisa Abbott*
One ALLTEL Stadium Place
Jacksonville, FL 32202
(904) 633-6000
Fax (904) 633-6055

Kansas City Chiefs

*Bob Moore, Pete Moris,
Patrick Herb, Brad Kuhbander*
One Arrowhead Drive
Kansas City, MO 64129
(816) 920-9300
Fax (816) 923-4719

Miami Dolphins

*Harvey Greene, Neal Gulkis,
Michael Pehanich*
7500 SW 30th Street
Davie, FL 33314
(954) 452-7000
Fax (954) 452-7055

Minnesota Vikings

*Bob Hagan,
Tom West*
9520 Viking Drive
Eden Prairie, MN 55344
(952) 828-6500
Fax (952) 828-6540

New England Patriots

*Stacey James,
Casey O'Connell*
Gillette Stadium
Foxborough, MA 02035
(508) 543-8200
Fax (508) 543-9053

New Orleans Saints

*Greg Benschel,
Ricky Zeller*
5800 Airline Drive
Metairie, LA 70003
(504) 731-1799
Fax (504) 731-1888

New York Giants

*Peter John-Baptiste,
Avis Roper*
Giants Stadium
East Rutherford, NJ 07073
(201) 935-8111
Fax (201) 935-8493

New York Jets

*Ron Colangelo,
Doug Miller, Jared Winley*
1000 Fulton Avenue
Hempstead, NY 11550
(516) 560-8157
Fax (516) 560-8197

Oakland Raiders

*Mike Taylor,
Craig Long*
1220 Harbor Bay Parkway
Alameda, CA 94502
(510) 864-5000
Fax (510) 864-5160

Philadelphia Eagles

*Derek Boyko
Rich Burg, Bob Lange*
One NovaCare Way
Philadelphia, PA 19145
(215) 463-2500
Fax (215) 339-6745

Pittsburgh Steelers

Dave Lockett
3400 South Water Street
Pittsburgh, PA 15203
(412) 432-7800
Fax (412) 432-7878

St. Louis Rams

*Duane Lewis, Artis Twyman,
Aaron Staenberg*
One Rams Way
St. Louis, MO 63045
(314) 982-7267
Fax (314) 770-9261

San Diego Chargers

*Bill Johnston,
Scott Yaffe*
4020 Murphy Canyon Rd.
San Diego, CA 92123
(858) 874-4500
Fax (858) 292-2760

San Francisco 49ers

*Jason Jenkins, Fitz Ollison,
Katie Lewis, Katherine Madariaga*
4949 Centennial Blvd.
Santa Clara, CA 95054
(408) 562-4949
Fax (408) 727-2760

Seattle Seahawks

*Dave Pearson
Lane Gammel*
11220 NE 53rd Street
Kirkland, WA 98033
(425) 827-9777
Fax (425) 893-5108

Tampa Bay Buccaneers

*Jeff Kamis,
Jason Wahlers*
One Buccaneer Place
Tampa, FL 33607
(813) 870-2700
Fax (813) 878-0813

Tennessee Titans

*Robbie Bohren,
Dwight Spradlin*
460 Great Circle Road
Nashville, TN 37228
(615) 565-4000
Fax (615) 565-4105

Washington Redskins

Patrick Wixted
21300 Redskin Park Drive
Ashburn, VA 20147
(703) 726-7000
Fax (703) 726-7086

The NFL is online to provide fans and media quick and easy access to all the latest professional football information.

NFL.COM (<http://NFL.com>) — The site provides NFL information during the regular season, postseason, and offseason, including: NEWS/STATS: Up-to-the-minute news from around the league, plus game previews, injury reports, and player and team stats.

TEAM AREAS: Customized areas for all 32 clubs, featuring updated rosters, depth charts, and all the latest news from the teams.

GAMEDAY COVERAGE: Live game coverage with play-by-play, scores, and statistics, including graphical drive charts and comprehensive scoreboard that does not require reloading to get the latest information.

VIDEO HIGHLIGHTS: The site showcases NFL Films video highlights of the previous week's games as well as upcoming matchups. Video also supports feature stories and team highlight clips from every game last season.

SUPERBOWL.COM (<http://SuperBowl.com>) — Look for SuperBowl.com in late December for complete coverage of the playoffs and Super Bowl XL. The multimedia site follows all postseason action and features audio and video clips of past Super Bowls. During the week leading up to Super Bowl XL, the site will go 'live' from Detroit, providing coverage of events, press conferences, and chats with Super Bowl players and coaches. On Super Bowl Sunday, SuperBowl.com will showcase a live Internet cybercast, complete with online commentators calling the action. The site also features digital photos from the game, live public address audio and press-box announcements, and live audio from foreign broadcasts.

NFL EUROPE.COM (<http://NFLEurope.com>) — The official site of NFL Europe League provides in-depth information on the six teams and their players, and weekly video highlights of game action. In addition, the site includes weekly player diaries from NFL allocated players, as well as a complete league stats package.

NFL MEDIA.COM (<http://NFLmedia.com>) — A site dedicated just for the media, featuring league and team releases, player and coaches headshots, conference call information and transcripts, rosters, depth charts, credential applications, injury reports, Spanish language releases, etc.

NFL YOUTH FOOTBALL.COM (<http://nfl youthfootball.com>) — The NFL's official youth football Web site. Boys and girls ages 6-18 can be a part of something big by getting involved nationwide with one of the NFL's Youth Football programs. Coaches, parents, and youth organizations can learn how to host their own local NFL Punt, Pass, and Kick event and can learn how to get children involved with an NFL FLAG league in their local community. The Web site is also a resource for coaches and parents to help them promote a positive experience for all youth participants.

PLAY FOOTBALL.COM (<http://playfootball.com>) — The NFL's official Web site for kids. It offers boys and girls an interactive sports destination where kids and their families can get actively involved with the NFL. Youths also can find profiles on NFL players and people behind the scenes of the NFL, vote on weekly MVPs and Plays of the Week, play challenging games, and learn about football strategy and skill.

NFLHS.COM (<http://NFLHS.com>) — The League's Web site dedicated to high school football. NFLHS.com covers high school football on a nation-wide basis and also looks into the high school careers of current and former NFL players and coaches. NFLHS.com goes behind the scenes at major NFL events, such as the Super Bowl and the Draft, and provides coverage from a high school perspective. The site is packed with tips and drills, health and safety information, academic tips and news on the NFL's and its teams' efforts in the community. Whatever you are looking for regarding high school football, we've got it!

JOIN THE TEAM.COM (<http://JoinTheTeam.com>) — The official Web site dedicated to the off-the-field community work of the NFL and the member clubs. The site provides news and information regarding how the NFL gives back and serves as a useful tool for individuals who are looking for a way to make a difference in their communities. As part of the NFL's Join The Team platform, the site encourages people to unite with NFL teams, players and partners to give back to communities across America. Join The Team is a "call to action" — a way for everyone to come together and make a difference through community involvement.

PRO FOOTBALL HOF.COM (<http://profootballhof.com>) — The official site of the Pro Football Hall of Fame in Canton, Ohio. In addition to a complete visitor's guide to the Hall, the site features bios, stories and Q & A's with Hall of Fame inductees, a detailed archive of football history, and information on appearances by members of the Hall.

OFFICIAL NFL TEAM WEB SITES

Arizona Cardinals (www.azcardinals.com)
 Atlanta Falcons (www.atlantafalcons.com)
 Baltimore Ravens (www.baltimore Ravens.com)
 Buffalo Bills (www.buffalobills.com)
 Carolina Panthers (www.panthers.com)
 Chicago Bears (www.chicagobears.com)
 Cincinnati Bengals (www.bengals.com)
 Cleveland Browns (www.clevelandbrowns.com)
 Dallas Cowboys (www.dallascowboys.com)
 Denver Broncos (www.denverbroncos.com)
 Detroit Lions (www.detroitlions.com)
 Green Bay Packers (www.packers.com)
 Houston Texans (www.houstontexans.com)
 Indianapolis Colts (www.colts.com)
 Jacksonville Jaguars (www.jaguars.com)
 Kansas City Chiefs (www.kcchiefs.com)

Miami Dolphins (www.miamidolphins.com)
 Minnesota Vikings (www.vikings.com)
 New England Patriots (www.patriots.com)
 New Orleans Saints (www.neworleanssaints.com)
 New York Giants (www.giants.com)
 New York Jets (www.newyorkjets.com)
 Oakland Raiders (www.raiders.com)
 Philadelphia Eagles (www.philadelphiaeagles.com)
 Pittsburgh Steelers (www.steelers.com)
 St. Louis Rams (www.stlouisrams.com)
 San Diego Chargers (www.chargers.com)
 San Francisco 49ers (www.sf49ers.com)
 Seattle Seahawks (www.seahawks.com)
 Tampa Bay Buccaneers (www.buccaneers.com)
 Tennessee Titans (www.titansonline.com)
 Washington Redskins (www.redskins.com)

2004 NFL INDIVIDUAL LEADERS

RUSHING

PLAYER	ATT	YDS	AVG	LG	TD
Martin, Curtis, NYJ.....	371	1697	4.6	25t	12
Alexander, Shaun, Sea.....	353	1696	4.8	44	16
Dillon, Corey, N.E.....	345	1635	4.7	44	12
James, Edgerrin, Ind.....	334	1548	4.6	40	9
Barber, Tiki, NY-G.....	322	1518	4.7	72t	13
Johnson, Rudi, Cin.....	361	1454	4.0	52	12
Tomlinson, LaDainian, S.D. ..	339	1335	3.9	42	17
Portis, Clinton, Was.....	343	1315	3.8	64t	5
Droughns, Reuben, Den.....	275	1240	4.5	51t	6
Taylor, Fred, Jac.....	260	1224	4.7	46	2

RECEIVING YARDS

PLAYER	YDS	NO	AVG	LG	TD
Muhammad, Muhsin, Car.....	1405	93	15.1	51	16
Horn, Joe, N.O.....	1399	94	14.9	57	11
Walker, Javon, G.B.....	1382	89	15.5	79t	12
Holt, Torry, St.L.....	1372	94	14.6	75t	10
Bruce, Isaac, St.L.....	1292	89	14.5	56	6
Johnson, Chad, Cin.....	1274	95	13.4	53t	9
Gonzalez, Tony, K.C.....	1258	102	12.3	32	7
Bennett, Drew, Ten.....	1247	80	15.6	48t	11
Wayne, Reggie, Ind.....	1210	77	15.7	71t	12
Driver, Donald, G.B.....	1208	84	14.4	50	9

RECEIVING

PLAYER	NO	YDS	AVG	LG	TD
Gonzalez, Tony, K.C.....	102	1258	12.3	32	7
Mason, Derrick, Ten.....	96	1168	12.2	37t	7
Johnson, Chad, Cin.....	95	1274	13.4	53t	9
Holt, Torry, St.L.....	94	1372	14.6	75t	10
Horn, Joe, N.O.....	94	1399	14.9	57	11
Muhammad, Muhsin, Car.....	93	1405	15.1	51	16
Coles, Laveranues, Was.....	90	950	10.6	45	1
Bruce, Isaac, St.L.....	89	1292	14.5	56	6
Walker, Javon, G.B.....	89	1382	15.5	79t	12
Moulds, Eric, Buf.....	88	1043	11.9	49	5

INTERCEPTIONS

PLAYER	INT	YDS	AVG	LG	TD
Reed, Ed, Bal.....	9	358	39.8	106t	1
James, Tory, Cin.....	8	66	8.3	23	0
Clements, Nate, Buf.....	6	77	12.8	35	1
Dyson, Andre, Ten.....	6	135	22.5	44	0
Gamble, Chris, Car.....	6	15	2.5	13	0
Lucas, Ken, Sea.....	6	46	7.7	25	1
Robinson, Dunta, Hou.....	6	146	24.3	61	0
13 players tied.....	5				

PASSING

PLAYER	ATT	CMP	PCT CMP	YDS YDS	YDS/ ATT	PCT TD	PCT TD	LG	INT	PCT INT	YDS SKS LOST	RAT	
Manning, Peyton, Ind.....	497	336	67.6	4557	9.17	49	9.9	80t	10	2.0	13	101	121.1
Culpepper, Daunte, Min.....	548	379	69.2	4717	8.61	39	7.1	82t	11	2.0	46	238	110.9
Brees, Drew, S.D.....	400	262	65.5	3159	7.90	27	6.8	79t	7	1.8	18	131	104.8
McNabb, Donovan, Phi.....	469	300	64.0	3875	8.26	31	6.6	80	8	1.7	32	192	104.7
Roethlisberger, Ben, Pit.....	295	196	66.4	2621	8.88	17	5.8	58	11	3.7	30	213	98.1
Griese, Brian, T.B.....	336	233	69.3	2632	7.83	20	6.0	68	12	3.6	26	169	97.5
Green, Trent, K.C.....	556	369	66.4	4591	8.26	27	4.9	70t	17	3.1	32	227	95.2
Bulger, Marc, St.L.....	485	321	66.2	3964	8.17	21	4.3	56	14	2.9	41	302	93.7
Brady, Tom, N.E.....	474	288	60.8	3692	7.79	28	5.9	50	14	3.0	26	162	92.6
Favre, Brett, G.B.....	540	346	64.1	4088	7.57	30	5.6	79t	17	3.1	12	93	92.4

2004 NFL INDIVIDUAL LEADERS

— SCORING/KICKERS —

PLAYER	XP	XPA	FG	FGA	PTS
Vinatieri, Adam, N.E.	48	48	31	33	141
Elam, Jason, Den.	42	42	29	34	129
Reed, Jeff, Pit.	40	40	28	33	124
Akers, David, Phi.	41	42	27	32	122
Graham, Shayne, Cin.	41	41	27	31	122
Longwell, Ryan, G.B.	48	48	24	28	120
Vanderjagt, Mike, Ind.	59	60	20	25	119
Lindell, Rian, Buf.	45	45	24	28	117
Stover, Matt, Bal.	30	30	29	32	117
Kaeding, Nate, S.D.	54	55	20	25	114

— PUNT RETURNS —

PLAYER	NO	FC	YDS	AVG	LG	TD
Drummond, Eddie, Det.	24	8	316	13.2	83t	2
Rossum, Allen, Atl.	37	14	457	12.4	75t	1
Northcutt, Dennis, Cle.	36	12	432	12.0	44	0
Lewis, Michael, N.O.	34	11	382	11.2	53	0
Welker, Wes, S.D.-Mia.	43	12	464	10.8	71	0
Sams, B.J., Bal.	55	12	575	10.5	78t	2
Smith, Rod, Den.	22	8	223	10.1	30	0
Hall, Dante, K.C.	23	17	232	10.1	46	0
McQuarters, R.W., Chi.	44	13	435	9.9	75t	1
Lewis, Jermaine, Jac.	23	7	227	9.9	50	0

— PUNTING —

PLAYER	NO	YDS	LG	AVG	TOTAL PUNTS	TB	BLK	OPP RET	RET YDS	IN 20	NET AVG
Lechler, Shane, Oak	73	3409	67	46.7	73	14	0	35	413	22	37.2
Smith, Hunter, Ind.	54	2443	62	45.2	54	3	0	29	395	21	36.8
Tupa, Tom, Was.	103	4544	61	44.1	104	8	1	65	727	30	35.2
Sauerbrun, Todd, Car.	76	3351	65	44.1	77	8	1	38	303	25	37.5
Berger, Mitch, N.O.	85	3704	63	43.6	85	4	0	43	310	28	39.0
Landeta, Sean, St.L.	40	1733	63	43.3	40	3	0	24	372	9	32.5
Moorman, Brian, Buf.	77	3325	80	43.2	77	9	0	37	315	17	36.8
Player, Scott, Ariz.	98	4230	57	43.2	99	7	1	56	486	32	36.4
Scifres, Mike, S.D.	69	2974	60	43.1	69	8	0	23	164	29	38.4
Gardocki, Chris, Pit.	67	2879	61	43.0	67	6	0	34	252	24	37.4

— SCORING/NON-KICKERS —

PLAYER	TD	TDR	TDP	X2G	PTS
Alexander, Shaun, Sea.	20	16	4	0	120
Tomlinson, LaDainian, S.D.	18	17	1	0	108
Muhammad, Muhsin, Car.	16	0	16	0	96
Barber, Tiki, NY-G	15	13	2	0	90
Harrison, Marvin, Ind.	15	0	15	0	90
Holmes, Priest, K.C.	15	14	1	0	90
Davis, Domanick, Hou.	14	13	1	0	84
Martin, Curtis, NYJ	14	12	2	0	84
Owens, Terrell, Phi.	14	0	14	0	84
Dillon, Corey, N.E.	13	12	1	0	1

— KICKOFF RETURNS —

PLAYER	NO	YDS	AVG	LG	TD
Ponder, Willie, NY-G	36	967	26.9	91t	1
Drummond, Eddie, Det.	41	1092	26.6	99t	2
McGee, Terrence, Buf.	52	1370	26.3	104t	3
Cox, Torrie, T.B.	33	866	26.2	59	0
Hall, Dante, K.C.	68	1718	25.3	97t	2
Randle El, Antwaan, Pit.	21	527	25.1	41	0
Ferguson, Robert, G.B.	21	526	25.0	71	0
Johnson, Bethel, N.E.	41	1016	24.8	93t	1
Rhodes, Dominic, Ind.	48	1188	24.8	88t	1
Dwight, Tim, S.D.	50	1222	24.4	87t	1

IN THE NFL IN 2004...

- A record 732 touchdown passes were thrown.
- Scoring was up and averaged more than 40.0 points per game (43.0) for the 11th consecutive season.
- Twenty-four players scored at least 10 touchdowns, tying 1985 and '95 for the most in history.
- There were 788 points scored in Week 13, tying Week 1 of 2002 for the most ever in a weekend.
- There were a record number of 100-yard rushing (179) and 300-yard passing games (81).
- The league-wide season passer rating was 82.8 — the highest in history. And the league-wide completion percentage was another all-time high (59.8).
- Four quarterbacks — **Drew Brees**, **Daunte Culpepper**, **Peyton Manning** and **Donovan McNabb** — had passer ratings over 100.0, tying 1998 for the most in a season.
- There were five 4,000-yard passing seasons — by Culpepper, **Brett Favre**, **Trent Green**, Manning and **Jake Plummer** — tying 1999 for the most in a season.
- Two teams — Kansas City (418.4) and Indianapolis (404.7) — averaged 400.0 yards of offense, tying 2000 for the most such clubs in a season.
- For the third time since 2000, two teams — Atlanta and San Diego — went from “worst to first” in their divisions, finishing last in 2003 and first in '04.
- The Green Bay Packers became the ninth team in the Super Bowl era to make the playoffs after starting the season 1-4.

SUNSHINE STATE LEADS THE WAY

At the start of the 2004 NFL regular season, two Florida colleges — Miami and Florida State — had more players on NFL rosters than any other schools. Another Florida college — the University of Florida — ranked tied for fifth. Here are the top 20:

Rank	College	No. of NFL Players
1.	Miami	43
2.	Florida State	39
3.	Notre Dame.....	38
	Tennessee	38
5.	Florida	36
	Georgia	36
	Ohio State.....	36
8.	Michigan	35
9.	Penn State	32
10.	Louisiana State	31
11.	Texas A&M	29
12.	Nebraska.....	27
13.	Kansas State	25
	Southern California.....	25
	UCLA	25
16.	California	24
	Colorado.....	24
	North Carolina	24
19.	Arizona State.....	23
	Washington.....	23

A-C Joint—Acromioclavicular joint; joint of the shoulder where acromion process (of the scapula) and the distal end of the clavicle meet; most shoulder separations occur at this point.

ACL—see Anterior Cruciate Ligament.

ATC—Athletic Trainer Certified; athletic trainers with this designation have passed the certification exam administered by the NATA.

Abductor—Any muscle which moves a body part away from the midline of the body.

Achilles Tendon—The tendon at the back of the heel connecting the calf muscles to the heel bone.

Anabolic Steroids—Testosterone, or a steroid hormone resembling testosterone, that stimulates growth in the body as a whole.

Anaerobic—Exercise without the use of oxygen as an energy source; short bursts of vigorous exercise at sprint-like intensities.

Anterior—In front of; the front surface.

Anterior Cruciate Ligament (ACL)—Ligament of knee attaching to anterior tibial plateau and posterior medial aspect of femoral condyle. It provides stability in keeping the lower leg from coming forward.

Anti-Inflammatory—Any agent which prevents inflammation (such as aspirin or ibuprofen).

Arthrogram—X-ray technique for joints using air and/or dye injected in affected area (to show torn cartilage or rotator cuff tears).

Arthroscope—An instrument used for visualization of the interior of a joint cavity; sometimes referred to as "scope."

Arthroscopy—Examination of the internal structures of a joint by means of surgical viewing apparatus (arthroscope) inserted into the joint.

Aspiration—The withdrawal of fluids from a body cavity by means of a suction or siphonage apparatus (syringe).

Atrophy—To shrivel or shrink from disuse, as in muscular atrophy.

Avulsion—A tearing away forcibly of a part or structure.

Biceps—Muscle on the front of the upper arm responsible for flexing the elbow.

Brachial Plexus—Network of nerves originating from the lower cervical and upper thoracic vertebrae that neurologically innervates the shoulder and arm.

Burner—Common term for brachial plexus trauma in the neck. Usually results in burning or tingling sensation into the shoulder or arm when the neck is forced beyond the normal range of motion.

CT Scan (Computerized Tomography)—Use of computed radiographic equipment to get a cross sectional image of an anatomical area. Is best to visualize bony structures. It is also referred to as a CAT scan.

Calcaneus—The heel bone.

Capsule—An enclosing structure which surrounds the joint and contains ligaments which stabilize that joint.

Cartilage—Smooth, slippery substance preventing two ends of bones from rubbing together and grating.

Charley Horse—A bruise to the quadriceps resulting from a direct blow to the front of the thigh, characterized by intramuscular bleeding. No other injury should be called a charley horse.

Chondromalacia—A roughening of the cartilage surface. Best known for the roughening of the underside of the kneecap.

Clavicle—The collar bone.

Concussion—A trauma-related injury to the head usually resulting in excessive forces being rapidly applied to the head and/or cervical spine. This injury is usually due to a blow to the head from the ground or opposing player. This injury is graded as mild, moderate or severe depending on severity of changes of consciousness, memory and/or equilibrium.

Congenital—Existing before birth; to be born with.

Contusion—An injury to the muscles and tissues caused by a blow from a blunt object.

Cortisone—An anti-inflammatory medication.

Costochondral—The cartilage that separates the bones within the rib cage.

Cyst—Abnormal sac containing liquid or semisolid matter.

Dehydration—Condition resulting from excessive loss of body fluid, where fluid output exceeds fluid intake. Symptoms usually arise when fluid loss is in excess of 2 percent of the person's body weight.

Deltoids—Muscles at top of arm, just below shoulder.

Disc—A flat, round-like, plate structure usually referring to cartilage between vertebrae.

Dislocation—Complete displacement of joint surfaces.

EMG—Electromyogram test to check nerve function.

Edema—Accumulation of fluid in organs and tissues of the body (swelling).

Effusion—Accumulation of fluid, or the fluid itself, in various spaces in the body. Commonly found in the knee following injury.

Epicondylitis—Inflammation in the elbow due to overuse of either the flexor or extensor muscles attaching to the medial or lateral epicondyle of the humerus.

Etiology—Study of the causes of injury and disease.

Eversion—Turning outward.

Fascia—A connective tissue sheath consisting of fibrous tissue and fat which unites the skin to the underlying tissues.

Femur—Thigh bone.

Fibula—The smaller of the two bones in the lower leg, located to the outside.

Fracture—Breach in continuity of a bone. Types of fractures include simple, compound, comminuted, greenstick, incomplete, impacted, longitudinal, oblique, stress or transverse.

Glenohumeral—The shoulder socket, containing the glenoid, the humeral head and the labrum.

Groin—The upper and inner thigh where the adductor muscles originate that are responsible for moving the leg in an inward or adduction direction.

Hamstring—Muscle running from the buttocks to behind the knee. Often injured as a result of improper conditioning or lack of muscle flexibility. Muscle responsible for flexing the knee joint.

Heat Cramps—Painful muscle spasms of arms or legs, likely caused by depletion of fluids and electrolytes.

Heat Exhaustion—An effect of excessive exposure to heat, marked by abnormally high body temperature, dehydration, dizziness, headache and sometimes nausea.

Heat Stroke—Condition of rapidly rising internal body temperature that overwhelms the nervous system's mechanisms for release of heat.

Hematoma—A tumor-like mass produced by an accumulation of coagulated blood in a cavity.

High "Interosseous" Ankle Sprain—An injury to the interosseous membrane, which is the fibrous tissue that stabilizes the two bones of the shin (tibia and fibula). This injury is usually due to excessive ankle rotation along with accompanied trauma to the ligamentous structures of the ankle joint.

Hip Pointer—Contusion to the iliac crest.

Humerus—Bone of the upper arm.

Hyperextension—Extreme extension, or straightening, of a limb or body part.

Impingement Syndrome—Pinching together of the supraspinatus muscle and other soft tissue in the shoulder, which is common in throwing.

Inferior—Lower, beneath, toward the bottom.

Itis—Suffix connoting inflammation (e.g. tendinitis, bursitis).

(continued)

LCL—see Lateral Collateral Ligament.

Lateral—To the outside of the body.

Lateral Collateral Ligament (LCL)—Ligament of knee attaching lateral femoral condyle to the fibula head. It provides lateral stability to the knee.

Lesion—Wound, injury or tumor.

Ligament—Band of fibrous tissue that connects bone to bone or bone to cartilage and supports and strengthens joints.

Lumbosacral—Region of low back comprised of lumbar and sacral spine.

MCL—see Medial Collateral Ligament.

Magnetic Resonance Imaging (MRI)—Provides highly detailed pictures of the body's interior, using magnetic fields. It is especially useful in athletic injuries to visualize soft tissues such as ligaments and tendons.

Medial—Pertaining to or near the middle.

Medial Collateral Ligament (MCL)—Ligament of knee attaching to medial femoral condyle and to medial tibia. It provides medial stability to the knee.

Meniscectomy—An intra-articular procedure at the knee by which meniscus (fibrocartilage) is removed surgically.

Meniscus—Crescent-shaped cartilage of the knee located between the femur and the tibia bones.

Metacarpals—Five long bones of hand, just below fingers.

Metatarsals—Five long bones of foot, just below toes.

NATA—National Athletic Trainers' Association. The certifying and governing body of the athletic training profession, as approved by the National Commission for Health Certifying Agencies.

Neuritis—Inflammation of a nerve.

Orthotic—Any device applied to or around the body in the care of physical impairment or disability, commonly used to control foot mechanics.

PCL—see Posterior Cruciate Ligament.

PFATS—Professional Football Athletic Trainers Society; governing body of the athletic training profession, as approved by the National Commission for Health Certifying Agencies.

Patella—The kneecap.

Pectorals—Chest muscles beneath breast, leading up to shoulder.

Plantar Fascia—The light band of muscle and connective tissue beneath the arch of the foot.

Plica—A fold of tissue in the joint capsule and a common result of knee injury.

Posterior—At the back part, or rear of the body.

Posterior Cruciate Ligament (PCL)—Ligament of the knee attaching to posterior tibial plateau and anterior lateral aspect of femoral condyle. It provides stability in keeping the lower leg from going backward.

Progressive Resistance Exercise (PRE)—An approach to exercise whereby the load or resistance to the muscle is applied by some mechanical means and is quantitatively and progressively increased over time.

Proximal—Near the source, nearest any point being described.

Quadriceps (Quads)—The four powerful muscles in the front of the thigh, responsible for extending the knee joint.

Radius—Forearm bone on thumb side.

Reconstruction—Surgical rebuilding of an injured joint.

Referred Pain—Pain felt in undamaged area of body away from actual injury.

Rehydration—Restoration of body fluids.

Resect—To cut off, or cut out, a portion of a structure or organ.

Retraction—The moving of tissue to expose a part or structure of the body.

Rotator Cuff—Comprised of four muscles in the shoulder area: supraspinatus, infraspinatus, teres minor and subscapularis. Often irritated by overuse.

S-C Joint—Sternoclavicular joint; articulation between the sternum and the clavicle.

Sacroiliac—Relating to the juncture of the hip bone and lower part of the spine.

Scapula—The shoulder blade.

Sciatic Nerve—Largest nerve in body located in back of leg which controls most of its function.

Sciatica—Irritation of the sciatic nerve, resulting in pain or tingling running down the inside of the leg.

Sesamoid Bones—Lies within and adds strength to tendons as they cover bony surface. The most commonly known is the kneecap.

Shin Splint—A catch-all syndrome describing pain either in the front of the lower leg or on the inner aspect of the leg.

Shoulder Separation—Refers to a sprain of the A-C joint where the tip of the clavicle may be elevated from its normal position of attachment on the acromion process.

Sprain—A joint injury. A violent twisting, stretching, pulling or tearing of a ligament. **1st Degree**—A stretching but no tear of a ligament. Athlete may be able to continue to play or usually return to play in a few days. **2nd Degree**—A partial tear of a ligament. Bracing may be required. Athlete will usually miss one to four weeks. **3rd Degree**—A complete tear of a ligament. Depending upon ligament involved, bracing or even surgery may be required. Athlete is usually out from three weeks up to 12 months depending upon course of treatment.

Stenosis—Narrowing or shrinking of a passageway, as in spinal stenosis, where the bony openings or space for the spinal cord or nerve roots may be constricted.

Stinger—Common term for brachial plexus trauma in the neck.

Strain—A muscle injury. The stretching, pulling or twisting of a muscle or tendon. **1st Degree**—A stretching but no tear of a muscle or tendon. Athlete may be able to continue to play or usually return to play in a few days. **2nd Degree**—A partial tear of a muscle or tendon. Athlete will usually miss one to four weeks. **3rd Degree**—A complete tear of a muscle or tendon. Depending upon muscle or tendon involved, surgery may be required. Athlete is usually out from six weeks up to six months.

Stress Fracture—A hair-line type of break in bone caused by overuse.

Stress X-Ray—A continual x-ray taken when a portion of the body is stressed to its maximum to see if the ligaments are intact.

Subluxation—Partial dislocation of a joint. Term usually implies that joint can return to normal position without formal reduction.

Tendinitis—Inflammation of the tendon and/or tendon sheath, often caused by chronic overuse and/or sudden injury.

Tendon—Fibrous tissue that connects muscles to other structures.

Tibia—Larger of the two bones in lower leg; weight-bearing bone.

Trachea—The windpipe.

Trapezius—A flat triangular muscle covering the posterior surface of the neck and shoulder.

Triceps—Muscle of the posterior upper arm, opposite the biceps, that extends the elbow.

Turf Burn—Abrasion resulting from contact with artificial turf in which one or more layers of skin are removed.

Turf Toe—Sprain of the metatarsophalangeal (MTP) joint of the great toe.

Ulna—One of two bones in forearm; extends from point of elbow and found on outer (little finger) side.

Ulnar Nerve—Nerve of the medial elbow, commonly known as the "funny bone," which is irritated from excessive or repeated trauma.

Valgus—Angulation outward and away from the midline of the body.

Varus—Angulation inward and toward the midline of the body.

Glossary of Medical Terms excerpted from the Professional Football Athletic Trainers Society (PFATS) Media Guide.

BENGALS TV, RADIO & INTERNET



Paul Keels



Anthony Munoz



Brad Johansen



Dave Lapham



Geoff Hobson

— BENGALS PRESEASON TELEVISION —

Paul Keels and Anthony Munoz will team up again in the broadcast booth for this season's games on the Bengals Preseason TV Network. Keels will do play-by-play, with Munoz as the analyst.

For the 17th time in the past 18 years, Cincinnati's WKRC-TV (Channel 12) will be the flagship station of the network. Also on the network are WKEF-TV (Channel 22) and WRGT-TV (Channel 45) in Dayton, Ohio; WCMH-TV (Channel 4) in Columbus, Ohio; and WTVQ-TV (Channel 36) in Lexington, Ky.

Keels, a Cincinnati native, is also currently the voice of the Ohio State Buckeyes for football and basketball. He was the University of Cincinnati's primary football and basketball broadcaster over a period from 1989-98, and was the Bengals' play-by-play voice on radio in '96. Munoz, Bengals' Hall of Fame offensive tackle, will be in his eighth season as preseason analyst.

— BENGALS WEEKLY TV SHOW —

The Bengals produce a weekly television show — Bengals Weekly with Marvin Lewis — that will air every Sunday morning during the 2005 NFL regular season at 11:30 A.M. on WKRC-TV (Channel 12) in Cincinnati and WRGT-TV (Channel 45) in Dayton. The show will also air (on an alternate schedule) in Dayton on WKEF-TV (Channel 22) and in Lexington on WTVQ-TV (Channel 36).

— BENGALS RADIO NETWORK —

Bengals games will be aired this season on three Clear Channel flagship radio stations in the Cincinnati market. All games will be carried by All Sports 1360 Homer (WSAI-AM) and 92.5 The Fox (WOFX-FM). Also, once the Major League Baseball season is over, games will also be aired on 700 WLW-AM. The Bengals Radio Network includes stations across Ohio as well as in Kentucky and West Virginia.

Brad Johansen, former play-by-play voice on Bengals preseason television, returns for his sixth season on radio play-by-play. Johansen is sports anchor for Cincinnati's WKRC-TV (CBS/Channel 12).

Dave Lapham, a Bengals offensive lineman from 1974-83, is in his 20th consecutive season as the analyst on Bengals radio broadcasts. He also works as a reporter/analyst for Cincinnati's WLWT-TV (NBC/Channel 5), is an analyst for Big 12 college games on TV's Fox Sports Net, and has broadcast the NFL Europe League's World Bowl game for Sporting News Radio.

As of July 10, the Bengals Radio Network included 24 stations:

City	OHIO Station	Frequency
Athens	WATH-AM	970
Canton	WTIG-AM	990
Cellina	WCSM-FM	96.7
Chillicothe	WBEX-AM	1490
Cincinnati	WSAI-AM	1360
	WOFX-FM	92.5
	WLW-AM	700
Columbus	WTVN-AM	610
Dayton	WTUE-FM	104.7
Hillsboro	WSRW-AM	1590
fronton	WIRO-AM	1230
Lima	WIMA-AM	1150
Logan	WLGK-AM	1510
Marietta	WMOA-AM	1490

City	OHIO (cont'd) Station	Frequency
Middleport	WMPO-AM	1390
Portsmouth	WIOI-AM	1010
Uhrichsville	WBTC-AM	1540
Washington Court House	WCHO-AM	1250

KENTUCKY

Burnside	WKQE-AM	910
Lexington	WLAP-AM	630
London	WFTG-AM	1400
Louisville	WXXA-AM	790
Paintsville	WKHY-AM	600

WEST VIRGINIA

Huntington	WVHU-AM	800
------------	---------	-----

— BENGALS.COM —

The club's official Web site, *bengals.com*, offers a variety of features, including up-to-the-down live coverage of every game, complete with news stories, sidebars, and analysis. During the season, the site provides breaking news, daily team updates and notes, as well as in-depth conversations with players and coaches, analysis of the upcoming game, and commentary. Geoff Hobson, former Bengals beat reporter for *The Cincinnati Post* and later for *The Cincinnati Enquirer*, is the Web site editor. *Bengals.com* also provides live audio coverage of head coach Marvin Lewis' news conferences during the week, as well as postgame press conferences. During the week, the site hosts audio one-on-one interviews with players and coaches.

Also available on *bengals.com* are the club's roster, depth chart, biographies of coaches and players, as well as information regarding tickets, cheerleaders, and Paul Brown Stadium.

At the NFL Internet meetings, *bengals.com* was voted the "best content" award in 2003 and "most improved" site design in '04.

MEDIA INFORMATION

Cincinnati Bengals

One Paul Brown Stadium
Cincinnati, Ohio 45202
Switchboard: (513) 621-3550
Ticket Office: (513) 621-TDTP (8383)
FAX: (513) 621-3570

Jack Brennan

Public Relations Director
Direct: (513) 455-8347

PJ Combs

Assistant Public Relations Director
Direct: (513) 455-8349

Inky Moore

Public Relations Assistant
Direct: (513) 455-8348

Training Camp (July 28-Aug. 17)

Georgetown (Ky.) College
100 Stadium Drive
Georgetown, KY 40324
Switchboard: (502) 868-6300
Media Room (Press Box): (502) 868-6351
Public Relations FAX: (502) 868-6545

GAME DAYS

CREDENTIALS FOR HOME GAMES: To receive a media credential for a Bengals game, one must be a member of an accredited news organization with a legitimate working function that requires access to the stadium. No one under 18 years old may use a credential. Interns of news organizations are not permitted to use credentials (unless prior clearance from the Bengals' public relations department is sought and granted). Media are not permitted to have guests of any kind (executives, sponsors, advertisers, friends, family, etc.) in secured areas of the stadium (in the press box/booth area, on the field, in the locker rooms, etc.) at any time. Credential privileges can and will be revoked if any of these or the following policies are not honored. Credential use is monitored. All credential requests should be made in writing on company letterhead by the media organization's manager — the sports editor of a newspaper, for example, or the sports director of a TV or radio station. Place all requests to the attention of Bengals public relations director Jack Brennan. All requests should be faxed (513-621-3570) by 5 p.m. on the Mondays preceding the games. Please specify the types of credentials required — reporter, photographer or otherwise — and note whether locker room access is necessary. Also note whether you wish to have the credentials mailed or left at will call. All credentials are nontransferable.

MEDIA WILL CALL/MEDIA ENTRANCE: Will call is located on the plaza on north side of the stadium (the downtown side) between Gates B and C. All media must enter the media entrance next to Gate B on the plaza on the northwest side (downtown side, close to practice fields) of the stadium. Media will not be admitted through any other entrance. The media entrance opens five hours prior to kickoff (at 8 a.m. for a 1 p.m. game). In order to enter the stadium, each reporter or photographer must meet the following three conditions (if any of the three conditions are not met, he/she will not be permitted to enter the stadium): (1) He/she must have the proper credential; (2) he/she must present a photo ID (i.e., driver's license); and (3) His/her name must be on the media list (names should be provided to the Bengals' public relations department by your sports editor/director prior to each home game). All equipment and baggage is subject to visual search.

PRESS BOX/BOOTH: Option No. 1: Enter media entrance on the plaza next to Gate B on the plaza on the northwest side (downtown side, close to practice fields) of the stadium and turn right. Take the escalator just inside the gate entrance. The escalator terminates one level above the press box. Take a right at the end of the escalator, and descend one flight of stairs and turn right. The press box will be straight ahead inside the glass doors. Option No. 2: Enter media entrance next to Gate B on the plaza on the northwest side (downtown side, close to practice fields) of the stadium and turn right. Follow the concourse and descend the concourse stairs on the west side of the stadium. The elevators are located on the right immediately after the glass wall and escalator. Take an elevator to CS (Club Suite) Level. The press box is adjacent to the elevators.

PHOTOGRAPHERS' WORK AREA: Enter media entrance next to Gate B on the plaza on the northwest side (downtown side, close to practice fields) of the stadium and turn right. Follow the concourse and descend the concourse stairs on the west side of the stadium. The elevators are located on the right immediately after the glass wall and escalator. Take an elevator to FL (Field Level). Turn right into the hallway. Turn left at the southwest truck dock. The arm-band check-in table (photographers must sign an injury waiver form to receive an arm band, which is necessary for field access) will be on the left. The photographers' work area is just inside the door behind the arm-band check-in table.

TELEPHONES IN THE PRESS BOX: In most cases, it is not necessary to order individual telephone lines for games. There are more than two dozen general-use telephones (analog only) located throughout the press box seating area. They provide free local calls, but require an 800 number for long distance service. In addition, four general-use telephones are located in the work room behind the third row of the press box. If a dedicated telephone line in the press box is necessary, please contact Bengals assistant public relations director PJ Combs at (513) 621-3550 no later than 5 p.m. on the Tuesday before the game.

POSTGAME INTERVIEWS/LOCKER ROOM ACCESS: For media with locker room access, the locker rooms are opened for interviews with players and coaches within 12 minutes after the conclusion of a game. Both the Bengals' locker room and the visitors' locker room have news conference rooms for the head coaches' postgame news conferences and any star players' postgame news conferences. Both news conference rooms include built-in multi-box systems for television and radio reporters, as well as proper lighting and audio amplification. Television reporters should set up tripods in the rear of the news conference rooms to reduce congestion around the podium. Since both news conference rooms have direct-access entrances separate from the locker rooms, TV/radio media can access the rooms anytime before a game to set up equipment for use after the game.

WALKING DIRECTIONS FROM PRESS BOX TO STADIUM EXIT: To depart press box after game, take an elevator or the stairs to sideline level (SL). Turn right out of elevator lobby and exit through any "exit" gate, which are to the left of the entrance gates.

CREDENTIALS FOR AWAY GAMES: Place all requests to the attention of Bengals public relations director Jack Brennan. All requests should be faxed (513-621-3570) no later than 10 days before the game. Please specify the types of credentials required — reporter, photographer or otherwise — and note whether locker room access is necessary. Media from outside the Greater Cincinnati region should submit requests to the home team.

HOTEL ACCOMMODATIONS FOR AWAY GAMES: Place all requests to Bengals business manager Bill Connelly (513-621-3550 phone; 513-621-3570 fax) no later than 5 p.m. on the Tuesdays before the games. Please note the types of accommodations required.

DURING THE WEEK

MEDIA ROOM: The Bengals have a media workroom at Paul Brown Stadium that is available for media use during business hours. Countertop space, electrical outlets and telephones (analog only) are available.

PRACTICES: All practices after training camp are closed to the media. Photographers and videographers, however, will be permitted to shoot individual warm-up drills during the first 15 minutes of selected practices. Call the Bengals' public relations department for times.

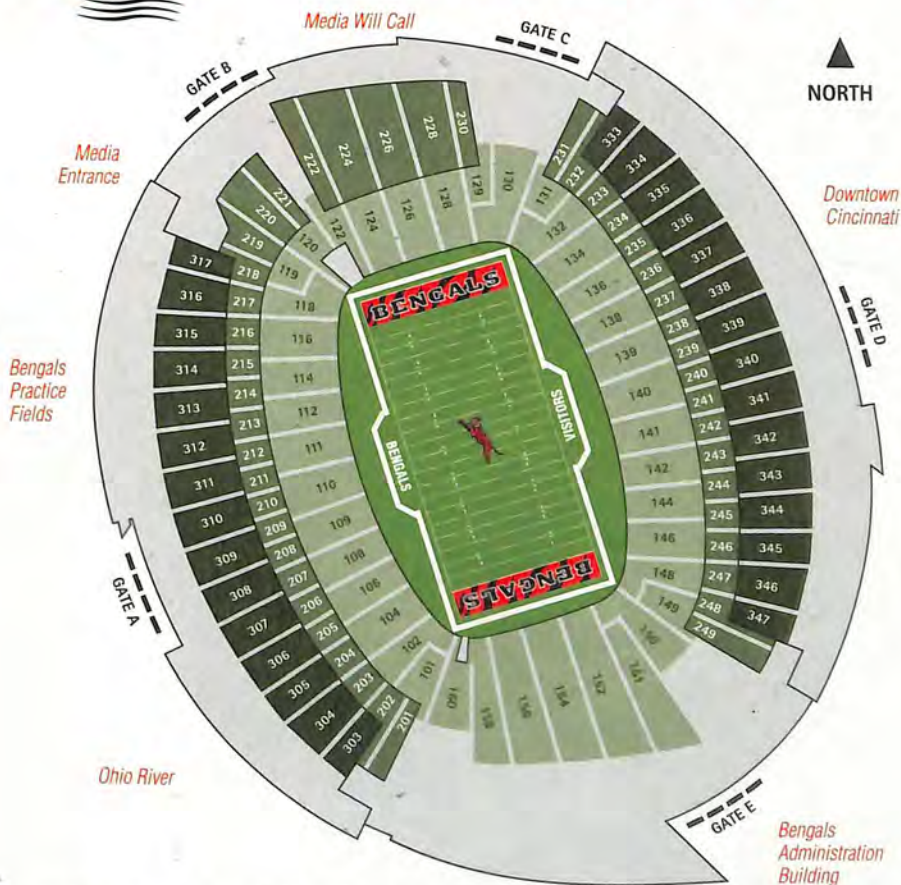
HEAD COACH INTERVIEWS: The Bengals' head coach is available for interviews in a news conference setting at scheduled times during the week. Call the Bengals' public relations department for times.

LOCKER ROOM/PLAYER INTERVIEWS: The team's locker room at Paul Brown Stadium is open to the media at scheduled times during the week. Call the Bengals' public relations department for times.

TV INTERVIEW ROOM: An interview room for television reporters is available upon request. The room has chairs and electrical outlets for lighting. Background materials and lights are not provided.



Paul Brown Stadium Seating and Ticket Information



Paul Brown Stadium seats 65,376 for Bengals games. Ticket information is available by visiting the team's Web site at www.bengals.com. Fans can purchase tickets, which range in price from \$49-\$68, in any of the following three ways:

- 1) By telephone by contacting the Bengals ticket office at (513) 621-TDTD (8383) or TicketMaster at (513) 562-4949.
- 2) Online by visiting www.bengals.com or www.ticketmaster.com.
- 3) In person from 9 a.m.-5 p.m. Monday through Friday at the Bengals ticket office, located in the team's administrative offices on the Plaza Level near Gate E on the southeast side of the stadium. On game days, the ticket office is located on the Plaza Level between Gates B and C on the north side of the stadium, opening four hours prior to kickoff for day-of-game ticket purchases. Tickets also can be purchased in person at any area TicketMaster outlet.

For information about season tickets, contact the Bengals ticket office at (513) 621-TDTD (8383) or visit www.bengals.com. For information about club seats, private suites and hospitality opportunities, contact the team's premium seat sales department at (513) 621-3550 (ext. 2352) or visit www.bengals.com.

Paul Brown Stadium seating elevations are divided into three primary levels. The capacities and price ranges:

SEATING AREA	*NO. OF SEATS	*TICKET PRICE
Field Level (light green sections in above diagram)	28,385	\$60-\$68
Club Level (medium green; includes private suites).....	17,661	\$49-\$68
Canopy Level (dark green)	19,330	\$49-\$58
	65,376	

*NOTE: Price ranges listed are for non-premium, single-game tickets only. For information about the pricing of club seats, private suites and hospitality opportunities, contact the Bengals' premium seat sales department at (513) 621-3550 (ext. 2352). The stadium capacity listed does not include additional standing room seats in private suites, or wheelchair-accessible seating locations.

WE MAKE
FREE CHECKING
SIMPLE

== FOR LIVES THAT ARE ==
TOTALLY DEVOTED



TO THE BENGALS.

National City®

NationalCity.com • Member FDIC • ©2005, National City Corporation