

BROWNS

**CLEVELAND
BROWNS**
2011 MEDIA GUIDE



ACHIEVEMENT: LIVES FOR SUNDAYS

PROUD SPONSOR
OF THE CLEVELAND



 **PNC BANK**  *for the ACHIEVER in youSM*




More publications available at:

www.retroseasons.com/library/

ALFRED LERNER

1933-2002

NEVER FORGOTTEN. ALWAYS WITH US.



A PROUD TRADITION - A BRIGHT FUTURE



Randy Lerner (left) and Al Lerner



Mike Holmgren

"The Cleveland Browns are a franchise with not only a rich tradition and heritage, but an outstanding fan base that spans worldwide. The Browns have a wonderful, wonderful history, and coming here has provided me an opportunity to continue a legacy of success that dates back to 1946. Everything that we look to accomplish as an organization will be done as a group, with the following four priorities in mind; our Team, our Fans, our Community and our Heritage. Each one is an important element in what we are striving to attain. Nothing excites me more than the challenge of getting the team back to where they should be. And I'm talking about the playoffs and potentially the Super Bowl. That's the goal of every organization in this business."

-Mike Holmgren



2011 CLEVELAND BROWNS PRESEASON SCHEDULE

DATE	OPPONENT	TIME	NETWORK
SAT., AUG. 13	GREEN BAY PACKERS	7:30 P.M.	WKYC
FRI., AUG. 19	DETROIT LIONS	7:30 P.M.	WKYC
Thurs., Aug. 25	at Philadelphia Eagles	7:30 p.m.	WKYC
Thurs., Sept. 1	at Chicago Bears	8:00 p.m.	WKYC

HOME GAMES. All times Eastern.

##Preseason games televised by WKYC TV-3 (NBC) and broadcast in high definition.

All preseason games will be broadcast on the Cleveland Browns Radio Network (WMMS 100.7)

2011 CLEVELAND BROWNS REGULAR SEASON SCHEDULE

DATE	OPPONENT	TIME	NETWORK
SUN., SEPT. 11	CINCINNATI BENGALS	1:00 P.M.	CBS
Sun., Sept. 18	at Indianapolis Colts	1:00 p.m.	CBS
SUN., SEPT. 25	MIAMI DOLPHINS	1:00 P.M.	CBS
SUN., OCT. 2	TENNESSEE TITANS	1:00 P.M.	CBS
Sun., Oct. 9	BYE WEEK		
Sun., Oct. 16	at Oakland Raiders	4:05 p.m.	CBS
SUN., OCT. 23	SEATTLE SEAHAWKS	1:00 P.M.	FOX
Sun., Oct. 30	at San Francisco 49ers	4:15 p.m.	CBS
Sun., Nov. 6	at Houston Texans	1:00 p.m.	CBS
SUN., NOV. 13	ST. LOUIS RAMS	1:00 P.M.	FOX*
SUN., NOV. 20	JACKSONVILLE JAGUARS	1:00 P.M.	CBS*
Sun., Nov. 27	at Cincinnati Bengals	1:00 p.m.	CBS*
SUN., DEC. 4	BALTIMORE RAVENS	1:00 P.M.	CBS*
Thurs., Dec. 8	at Pittsburgh Steelers	8:20 p.m.	NFLN
Sun., Dec. 18	at Arizona Cardinals	4:15 p.m.	CBS*
Sat., Dec. 24	at Baltimore Ravens	1:00 p.m.	CBS
SUN., JAN. 1	PITTSBURGH STEELERS	1:00 P.M.	CBS*

HOME GAMES. All times Eastern.

*Due to NFL Flexible Scheduling, game times are subject to change

All regular season games will be broadcast on the Cleveland Browns Radio Network (WMMS 100.7)

TEAM INFORMATION

CLEVELAND BROWNS TRAINING AND ADMINISTRATIVE COMPLEX

76 Lou Groza Boulevard
Berea, Ohio 44017
(440) 891-5000

CLEVELAND BROWNS STADIUM

100 Alfred Lerner Way
Cleveland, Ohio 44114
(440) 891-5001

CLEVELAND BROWNS TICKET OFFICE

100 Alfred Lerner Way
Cleveland, Ohio 44114
(440) 891-5050
(888) 891-1999 (toll free)

CLEVELAND BROWNS TEAM SHOP

(440) 824-3427
(877) 746-8326 (toll free)

GRIDIRON GRILLE AT CLEVELAND BROWNS STADIUM

(440) 824-3436

CLEVELAND BROWNS STADIUM TOURS

(440) 824-3361

TICKET SALES

(440) 824-3434

FAN SQUAD

(440) 824-6284

INDEX

A	
All-League Selections.....	134
Attendance, All-Time	226
Assistant Coaches (1946-95, 1999-2010).....	154-155
Award Winners, Team	136

B	
Biographies	
Coaching Staff	17-30
Draft Choices, 2011	91-94
Football Support Staff.....	33-34
Front Office.....	12-16
Player Personnel	30
Scouts.....	30-33
Undrafted and First-Year Free Agents.....	95-105
Veterans	42-91
Browns Backers Worldwide.....	41
Browns Interesting Facts, Index of	277
Browns vs. NFL Teams	166-174

C	
Cleveland Browns Legends.....	9
Cleveland Browns Stadium	275-276
Community, Browns in the.....	5-8
Complex, Browns Training and Administrative.....	277

D	
Draft Choices, All-Time	155-161
Draft Choices, by College	162
Draft, 1999 Expansion.....	163

F	
Free Agency, (1993-95, 1999-2011).....	163-164
Free Agents, "Plan B" (1989-92)	164

H	
Hall of Fame, Browns in.....	129-132
Heritage Hall.....	9
History, Browns.....	126-127

I	
Instant Replay	285
Internet, NFL on	283

L	
Last Time	274
Longest Plays, Browns History	231

M	
Media Center, Dino Lucarelli	277

N	
Name, Browns	127
NFL Award Winners, Cleveland Browns	133
NFL Network.....	288
Numbers	
Jersey, All-Time	146-153
Retired Uniform	128

O	
Official Signals.....	286-287
Overtime, Browns in	175-176

P	
Participation Chart, 2010.....	113
Prime Time, Browns on	178

Pro Bowl Selections	
By Player	135
By Year	134
Pronunciation Guide.....	228
Programming, Radio and TV 2011.....	279

R	
Radio Network, Browns.....	278
Ranking by Yards (Since 1971).....	175
Records	
100-Yard Receiving Games	270-272
100-Yard Rusher, 100-Yard Receiver or 300-Yard Passer in same Game.....	273
100-Yard Rushing Games	266-268
300-Yard Passing Games	269
Head Coaches'	154
Individual	232-238
Individual Career Playoff	249-250
Individual Single-Game Playoff	251-253
Opponents' Single-Game	255-256
Rookie	253-255
Team.....	238-246
Team Playoff.....	246-249

Results	
Playoff.....	225
Preseason, All-Time	179-181
Regular Season, All-Time.....	182-224
2010, Regular Season & Preseason.....	110
Ring of Honor	9

Rosters	
All-Time.....	137-146
Alphabetical, 2011	106
Numerical, 2011.....	107

S	
Schedule, 2011 Browns.....	3
Schedule, 2011 NFL	280-282
Shutouts, All-Time	177
Staff, Browns	35-41
Staff Directory, Browns.....	10-11
Standings, 2010 NFL Final.....	109-110
Statistics	
Final, 2010.....	111-112
Game-by-Game, 2010	114-116
Superlatives, 2010.....	116-117
Summaries, 2010 Week-By-Week	118-125

T	
Tie-breaking Procedures, NFL	284
Top 10	
Career.....	227-228
Game Performances	230
Seasons.....	229
Trade History (1999-2011).....	165-166
Training Camp History.....	277
Transactions, 2011	108

Y	
Year-By-Year Leaders	257-265

NATE WALLACK/CLEVELAND BROWNS EDUCATION FUND

Each year the Cleveland Browns donate a portion of the proceeds from the sale of the media guide to the Nate Wallack/Cleveland Browns Education Fund at Cleveland State University. In 1981, the Cleveland Browns established a scholarship fund in honor of the Northeast Ohio media. Through annual gifts of \$4,000 beginning in 1984, the Browns supported scholarships for CSU students interested in sports media relations. Nate Wallack, a former PR director of the Browns, was widely viewed as a pioneer in the field of NFL media relations and genuinely revered by his NFL PR colleagues as well as the working sports media. Following Wallack's passing on January 16, 1984, the Browns asked that the CSU fund be named in honor of Nate Wallack. Today, the fund provides annual scholarship support for student interns in CSU's Sports Information Department.

BROWNS IN THE COMMUNITY




The Cleveland Browns strive to make a difference in the community through the Cleveland Browns Foundation and community outreach efforts focused on citizenship, education, health & wellness and youth football. Through these outreach programs and initiatives, the Browns give back to the community through volunteerism, funding and creating awareness for causes that reflect the Browns' community focus areas.

As we look toward the future, it is our promise that the team's players, alumni, coaches, executives and staff members will continue to donate a significant amount of time and funding to support charitable causes, non-profit organizations, schools, hospitals and civic groups.

CITIZENSHIP



In 2010, more than 1,500 tickets were donated to the men and women who serve our country.



Browns President Mike Holmgren, along with several Marines, led the charge during the inaugural Cleveland Browns Motorcycle Rally.

Honoring and recognizing the commitment and sacrifices of the men and women who serve our country and community is valued by the Cleveland Browns and most exemplified through the "Hats Off to Our Heroes" program. The "Hats Off to Our Heroes" program was created to recognize individuals throughout Northeast Ohio who are committed to making our country and neighborhoods safe. During regular season home games, the Browns invite those who serve our local communities and members of the United States Armed Forces to join us in the "Hats Off to Our Heroes" Honor Row. The 2010 Veterans Day salute on gameday proudly honored the Tuskegee Airmen in the Honor Row, while the servicemen and women were our exclusive guests as they formed a gauntlet for player introductions or presented the American flag. Prior to the start of the season, the 2010 rookie class not only visited a local USO Care Package facility to send items to the troops, but the Browns also followed up by making a \$10,000 donation to ensure those packages and more could be sent overseas. For the first time, the Browns hosted a Pro vs. GI Joe event at Cleveland Browns Stadium in which players had the chance connect and interact with those serving overseas in six locations including Kuwait, Iraq and Afghanistan while playing video games.

To help support families during the holidays, donations are made to the Cleveland Foodbank and fans loyally support the United States Marines Corps "Touchdown for Tots" campaign through gate collections hosted during designated home games.

Browns President Mike Holmgren hopped on his Harley-Davidson and led the charge for the inaugural Cleveland Browns Motorcycle Rally this past July. Holmgren was joined by local Marines to help raise funds for both the Cleveland Browns Foundation, as well as the Three-Duce-Five Foundation. The Three-Duce-Five Foundation is directly connected with the 3rd Battalion, 25th Marines, headquartered in Brook Park, Ohio.



The "Hats Off to Our Heroes" program was created following the tragedy of 9/11 to recognize individuals throughout Northeast Ohio who are committed to making our country safe. During each regular season home game, individuals who serve our local communities and members of the United States Armed Forces are honored.

EDUCATION

Every day, students in our community struggle with the lack of necessities they need to attain higher learning. The Cleveland Browns Foundation is committed to playing a role in the achievement of students in the classroom and has created core programming to help students excel.

Through the Cleveland Browns Foundation, the annual "Back to School Campaign" to benefit Shoes & Clothes for Kids, coupled with reading and classroom initiatives, help provide the basic fundamentals, while instilling a sense of pride for local students.

When Heritage Hall was unveiled in 2010, high schools had the opportunity to take a private educational tour, followed by lunch at the stadium. The Browns also launched the "Touchdown for Reading" program in the Cuyahoga County and Stark County public libraries to encourage young children to engage in the love of reading. More than 2,700 children participated in the Browns 2010 "Touchdown for Reading" program and tracked 738,000 minutes of reading.

Since the creation of the Cleveland Browns Marion Motley Scholarship Fund six years ago, the Cleveland Browns Foundation has awarded more than \$120,000 in scholarships to students from Northeast Ohio. The opportunity has been made possible through a partnership with College Now Greater Cleveland and is designed to honor the legacy of Browns Hall of Famer Marion Motley, who broke down barriers in football to create opportunities for others. This past year, Breanna Aponte from James Ford Rhodes High School and DaVaughn DuBose from Shaker Heights High School were recognized as the Browns Marion Motley Scholarship recipients.

The Browns support the Cleveland Metropolitan School District (CMSD) through player involvement and endorsements. The support is reflected in an inspirational public service announcement featuring the three R's: Rights, Responsibilities & Realities initiative which was shown district-wide to students during the 2010-11 school year. Continuously dedicated to the community, Browns players and alumni logged more than 1,000 hours of community service through player outreach efforts in 2010.

Through Vision First, Cleveland Clinic's Cole Eye Institute and the Cleveland Browns Foundation collaborated to ensure kids attending school are not limited in achievement because of vision difficulties. To elevate the problem of poor eyesight for kids in inner-city schools, the Vision First eye mobile vehicle visited schools in the Cleveland Metropolitan School District during the 2010-11 school year to provide free eye exams and prescription eye glasses for nearly 5,000 students.



The Browns partnered with the City of Berea to transform the play space at Lou and Jackie Groza Park into a Cleveland Browns Play 60 Fitness Zone. Browns volunteers, including Head Coach Pat Shurmur, helped install a kids play space and an eight-station fitness circuit for community use.



Annually the Cleveland Browns Foundation offers the Cleveland Browns Marion Motley Scholarship in partnership with College Now Greater Cleveland for high school students seeking further education.



Parma Park Elementary School was recognized as the first Play 60 Super School for showing school spirit and incorporating healthy activities through the NFL "Back to Football" campaign.

HEALTH & WELLNESS



During each 2010 home game, the Browns provided a select group of special needs organizations a unique opportunity to invite children and their families to be special guests.



The Vision First eye mobile vehicle traveled to local inner-city schools last year, equipped with instruments that provided free eye exams and free prescription glasses to kids with poor eyesight.

Health & wellness has been at the forefront of the Browns' outreach efforts and continues to grow as the Browns bring innovative programs to our neighborhoods, while supporting other localized initiatives.

Knowing the importance of healthy lifestyles, the Cleveland Browns Play 60 movement continuously encourages kids to be active and offers exciting opportunities for schools and local communities to get 60 minutes of activity per day. Through the Play 60 Challenge, in partnership with the American Heart Association, local schools are challenged to log the most minutes of activity during the six-week program. Offered in the fall and spring, the challenge brings out the best in students who enter the friendly competition to win elite prizes including the chance to lead the Browns out of the team tunnel during a home game or a field day at Cleveland Browns Stadium in the spring.

The Browns help create awareness for health related causes throughout the year. In recognition of Autism Awareness Month, Cleveland Browns Stadium was lit blue in April as part of the "Light it Up Blue" campaign. During the season, a home game is dedicated to breast cancer awareness in which the Browns honor and recognize breast cancer survivors, while the team wears symbolic pink apparel. In 2011, the Browns opened Cleveland Browns Stadium for the first time in history to host the local American Cancer Society Making Strides Walk to further support the cause.

In 2011, the Browns proudly developed more programming to heighten their commitment with the community. Earlier this year, an adapted football league was launched with funding support from the Cleveland Browns Foundation to pave the way for Achievement Centers for Children to implement a football program for those with special needs. The Cleveland Browns Foundation also provided funding to Flying Horse Farms, which celebrated its grand opening in the spring. Flying Horse Farms located in Mt. Gilead, Ohio is a 200 acre camp for kids with serious illness. The kids camp offers wide open spaces, five lakes, woods with walking trails and wetlands. Activities for children include swimming, boating, fishing, horseback riding, arts & crafts, ropes course, music & drama and archery. The camp program is specifically designed to meet campers' medical, physical, social, and emotional needs.



The Cleveland Browns Adapted Football League, a program offered to the physically and developmentally challenged through the Achievement Centers for Children, began its inaugural season this spring. The league is for children ages seven and up, who have physical and developmental disabilities. The league, which consists of 16 teams, is the first of its kind in the state of Ohio.

YOUTH FOOTBALL



The 2011 Cleveland Browns Youth Football Camp provided 200 youth, ages 8-14, the opportunity to participate in a week-long camp at Cleveland Browns Stadium. Browns Head Coach Pat Shurmur made a guest appearance and interacted with the campers.



In 2011 the Browns hosted the inaugural Girls Jamboree, a 7-on-7 flag football tournament for female high school athletes. More than 100 athletes took part in the event, with the Normandy Invaders winning the tournament.

With youth football providing year-round programming for players, coaches and officials, the Browns continue to evolve as a development leader for the game of football. Over the last year 3,000 athletes took part in the Cleveland Browns High School Player Development program, which concluded with the Browns hosting more than 300 athletes and coaches who represented 24 teams from across the country for the 2011 NFL HSPD National 7-on-7 Tournament.

Gaining the most popularity this past year was the High School Game of the Week program, which allowed fans to vote on the game of the week from four nominations. The selected Game of the Week was covered by Browns reporters with highlights appearing on ClevelandBrowns.com as well as recognition at a Browns home game. In its inaugural year, more than one million votes were cast.

The inaugural Future Stars Camp was held for our youngest aspiring athletes and took place on the first day of the 2011 NFL Draft. Boys and girls ages 6-7 learned the basic skills of football, including throwing, catching and kicking on the field at Cleveland Browns Stadium. In addition, the Girls Jamboree offered a competitive tournament for local female high school athletes.

Through a partnership with the Achievement Centers for Children, nearly 100 special needs athletes participated in the inaugural season of the Cleveland Browns Adapted Football League this summer, giving youth of all skill sets the chance to play the game of football. This program is the first of its kind in the State of Ohio.

In total, nearly 5,000 football players, ages 6-18, participated in Cleveland Browns Youth Football programming throughout the past year and the Browns look forward to developing these and other new initiatives intended to support and grow youth football throughout our region.

The Cleveland Browns invite you to learn more about our programs at ClevelandBrowns.com/community.




For the first time in team history, the Cleveland Browns hosted the NFL High School Player Development (HSPD) National 7-on-7 Tournament. Twenty-four teams representing their respective NFL club participated in the annual tournament, including the Browns team. The tournament took place at both the Browns training facility in Berea as well as Cleveland Browns Stadium. The Browns squad finished with a 6-2 record.

HONORING THE STORIED PAST



To pay tribute to the club's storied past, the Browns, under the guidance of President Mike Holmgren, created a Ring of Honor, partnered with the Pro Football Hall of Fame to create Heritage Hall and reestablished the Browns Legends program in 2010.

CLEVELAND BROWNS RING OF HONOR



To pay homage to their great history - one of the richest in the NFL - the Browns unveiled the Cleveland Browns Ring of Honor during a special ceremony at halftime of the 2010 regular season home opener, against Kansas City on September 19. The initial group of inductees consisted of the 16 former Browns enshrined in the Pro Football Hall of Fame. The names of these 16 greats are prominently displayed on the facade of the upper deck of the stadium.

HERITAGE HALL

In 2010, the Browns partnered with the Pro Football Hall of Fame to create a special exhibit known as Heritage Hall. This 4,600-square foot exhibition space is located in Browns Town at Cleveland Browns Stadium and serves as a tribute to the club's storied past. This area consists of displays from the 16 Ring of Honor inductees, including their busts, as well as memorabilia and photography from the team's history.



CLEVELAND BROWNS LEGENDS

The Cleveland Browns organization honors the team's all-time greats through the Cleveland Browns Legends Program. This program honors the men who have contributed to the success of the Browns organization. The Legends Program started in 2001 with the automatic induction of the Browns' then Hall of Famers into the Cleveland Browns Legends. Here's a current list of Browns Legends:

CLASS OF 2001

Ray Renfro, Gene Hickerson, Greg Pruitt, Bernie Kosar, Michael Dean Perry

CLASS OF 2002

Mac Speedie, Brian Sipe, Clay Matthews

CLASS OF 2003

Bob Gain, Dick Schafrath, Hanford Dixon

CLASS OF 2004

Tommy James, Dub Jones, Gary Collins, Mike Pruitt

CLASS OF 2005

Jim Ray Smith, Frank Ryan, Jerry Sherk, Frank Minnifield

CLASS OF 2006

Walt Michaels, Jim Houston, Doug Dieken, Earnest Byner

CLASS OF 2007

Horace Gillom, Bill Glass, Don Cockroft, Kevin Mack

CLASS OF 2008

Warren Lahr, Paul Wiggin, Walter Johnson, Eric Metcalfe

CLASS OF 2010

Cody Risien and John Woolen

STAFF DIRECTORY

MANAGEMENT

Randy Lerner	Owner
Mike Holmgren	President
Tom Heckert	General Manager
Bryan Wiedmeier	Executive Vice President, Business Operations
Gil Haskell	Senior Advisor to the President
Fred Nance	Senior Advisor to the President
Megan Rogers	Director, Legal Affairs
Shannon Carlin	Executive Assistant, Owner
Bonnie Gordon	Executive Assistant
Lindsay Spieler	Executive Assistant

COACHING

Pat Shurmur	Head Coach
Dick Jauron	Defensive Coordinator
Chris Tabor	Special Teams Coordinator
Chris Beake	Offensive Assistant
Dwaine Board	Defensive Line Coach
Gary Brown	Running Backs Coach
Chuck Bullough	Defensive Assistant
Bill Davis	Linebackers Coach
Keith Gilbertson	Senior Assistant - Offense
Steve Hagen	Tight Ends Coach
Jerome Henderson	Defensive Backs Coach
Kent Johnson	Strength and Conditioning Coach
Rick Lyle	Assistant Strength and Conditioning Coach
Shawn Mennenga	Special Teams Assistant
Ray Rhodes	Senior Assistant - Defense
Luke Steckel	Assistant to the Head Coach
George Warhop	Offensive Line Coach
Mark Whipple	Quarterbacks Coach
Mike Wilson	Wide Receivers Coach

PLAYER PERSONNEL

Jon Sandusky	Director, Player Personnel
John Spytek	Director, College Scouting
Pat Roberts	Senior National Scout
A.J. Durso	Pro Scout
Tom Headlee	Pro Scout
Dan Saganey	Pro Scout
Jake Hallum	Senior Scout
Donovan Beidelschies	College Area Scout
Zac Bocian	College Area Scout
David Hinson	College Area Scout
Chisom Opара	College Area Scout
Johnathan Stigall	College Area Scout
Bobby Vega	College Area Scout
Bob Welton	College Area Scout
Marcus Hendrickson	Player Personnel Assistant
Sam Summerville	Player Personnel Assistant
Deb Kruszynski	Executive Assistant, Player Personnel

FOOTBALL SUPPORT

TRAINING & MEDICAL

Joe Sheehan	Head Athletic Trainer
Andre Tucker	Assistant Athletic Trainer
Gordon Williams	Assistant Athletic Trainer

EQUIPMENT

Brad Melland	Head Equipment Manager
Jeff Inderhees	Assistant Equipment Manager
Jim McLaughlin	Assistant Equipment Manager

PLAYER ENGAGEMENT

Aaron Shea	Director, Player Engagement
------------	-----------------------------

VIDEO

Chad Bogard	Video Director
Rob Pavlas	Assistant Video Director
George Momirovic	Video Assistant

FOOTBALL ADMINISTRATION

Matt Thomas	Vice President, Football Administration
Phil Dangerfield	Director, Operations
Simon Gelan	Coordinator, Operations
Carolyn Mech	Executive Assistant

FOOTBALL OPERATIONS

Mark Schiefelbein	Vice President, Football Operations
-------------------	-------------------------------------

ALUMNI

Tony Dick	Manager, Alumni Relations
Dino Lucarelli	Alumni Relations
Kevin Mack	Alumni Relations

COMMUNITY OUTREACH

Renee Harvey	Director, Community Outreach
Jenner Tekancic	Manager, Community Outreach
Matt Yunker	Coordinator, Community Outreach

GROUNDS

Chris Powell	Head Groundskeeper
Neal Pate	Assistant Head Groundskeeper
Scott Springer	Grounds Supervisor
Eric Eucker	Assistant Groundskeeper
Russell Horn	Assistant Groundskeeper
Jeff Witt	Assistant Groundskeeper

SPECIAL EVENTS

Beth Brand	Manager, Special Events
Blake Johns	Coordinator, Special Events

STADIUM OPERATIONS

Todd Argust	Director, Stadium Operations
Steve Eyerman	Manager, Stadium Operations
Clete Diener	Coordinator, Stadium Facilities
Joe Engel	Coordinator, Stadium Operations
Mike Good	Coordinator, Stadium Operations
Mark Stoves	Dockmaster

FINANCE & ADMINISTRATION

David Jenkins	Senior Vice President, Finance & Administration
---------------	--

FINANCE & ACCOUNTING

Gregory Rush	Director, Finance
Laurie Rice	Controller
Pamela Smith	Assistant Controller
Sue Majewski	Payroll Administrator
Donna Podolak	Executive Assistant

ADMINISTRATION

Mike Nikolaus	Director, Administration
Matt Srodek	Manager, Berea Facilities
Chris Cola	Coordinator, Berea Facilities
C.C. Slocum	Coordinator, Human Resources
Casey Thompson	Coordinator, Shipping & Receiving
Carol Meier	Receptionist

INFORMATION TECHNOLOGY

Brandon Covert	Director, Information Technology
Seth Hooker	Software Developer
Jeff Patton	Network Manager
David Lowry	Network Administrator
Linwood Jones	Database Analyst
Jud Covert	Network Analyst

MEDIA RELATIONS

Neal Gulkis	Vice President, Media Relations
Dan Murphy	Coordinator, Media Relations
Brian Smith	Coordinator, Media Relations

SECURITY

Lew Merletti	Senior Vice President, Security
Carl Meyer	Vice President, Security
Kat Mathis	Associate in the Office of the Senior Vice President
Ross Benjamin	Manager, Security
Ken Rundle	Manager, Training Facility Security
Paul DeMarco	Security Officer

SALES & MARKETING

Jim Ross	Senior Vice President, Business Development
----------	--

CORPORATE SALES & SERVICE

John Penhollow	Vice President, Corporate Sales & Service
Dana Nagel	Director, Media Sales
Paul Mocho	Director, Corporate Sales
Rob Byrne	Manager, Corporate Sales
Seamus Carr	Manager, Corporate Sales
Matt Wilson	Manager, Corporate Sales
Nicole Peters	Director, Client Services
Bridget Huzicka	Manager, Client Services
Kristin Toth	Manager, Client Services
Brittany Castle	Coordinator, Sales

CREATIVE SERVICES

George Muller	Director, Creative Services
Chris Modarelli	Art Director

CONTENT & PRODUCTION

Reagan Berube	Director, Content & Production
Jamir Howerton	Manager, Content & Production
Kyle Millen	Manager, Scoreboard Operations
Jermel Wilkerson	Web Manager
Drew Boatner	Coordinator, Content & Production
Paul Taylor	Coordinator, Content & Production
Ryan Buckley	Web Coordinator
Rich Hanchette	Motion Graphic Artist, Scoreboard Operations
Matt Florjancic	Staff Writer

BROWNS RADIO DAILY

Vic Carucci	Senior Editor
-------------	---------------

FAN & BRAND DEVELOPMENT

Brett Reynolds	Vice President, Marketing
Jen Nawalaniec	Manager, Marketing Services
Rachel Garofolo	Coordinator, Marketing Services

FAN AVIDITY

Michele DeScioli	Manager, Browns Backers Regional
Kelly Carroll	Manager, Browns Backers Global

TICKET SALES & SERVICE

Chris Gallagher	Vice President, Ticket Sales & Service
Cari Savage	Executive Assistant

SUITE SALES & SERVICE

Veronica Dubravetz	Manager, Suite Sales & Service
--------------------	--------------------------------

CLUB LEVEL SALES

Jason England	Director, Club Level Sales
Erica Salinas	Manager, Private Events
Mike Brown	Club Level Account Executive
Alex Cvijetinovic	Club Level Account Executive
Mark Gorenc	Club Level Account Executive

GUEST RELATIONS

Lauren Voorhies	Director, Guest Relations
Rico Rivera	Guest Relations Manager, Season Tickets
Cassandra Baskin	Guest Relations Manager, Club Members
Jessica Berkshire	Guest Relations Representative, Club Members
John LaForce	Guest Relations Representative, Season Tickets
Lisa Miller	Guest Relations Representative, Season Tickets
Sharon Smith	Guest Relations Representative, Season Tickets

TICKET OPERATIONS

John Schulze	Director, Ticket Operations
David Lee	Senior Manager, Ticket Operations
Michael Patton	Senior Manager, Season Ticketing
Ryan Beech	Manager, Ticket Operations

SEASON & GROUP SALES

Eric Lapointe	Director, Season & Group Ticket Sales
Matt Mastrangelo	Group Sales Manager
Whitney Aldrich	Season Ticket Sales Account Executive
Andy Cottle	Season Ticket Sales Account Executive
Kevin Friedman	Season Ticket Sales Account Executive
Aaron Firlotte	Season Ticket Sales Account Executive
Kyle Pedlar	Season Ticket Sales Account Executive
Nick Surace	Season Ticket Sales Account Executive
Jason Dendinger	Group Sales Account Executive
Chris Tipton	Group Sales Account Executive
Iman Warren	Group Sales Account Executive

MIKE HOLMGREN



PRESIDENT

YEAR WITH BROWNS: 2ND

YEAR IN NFL: 25TH

Mike Holmgren signed a contract to become President of the Cleveland Browns on January 5, 2010 after agreeing to assume the position on December 21, 2009.

In his first year as President of the Cleveland Browns, Holmgren made the successful transition from the NFL sidelines to a full-time role in the front office. He laid a foundation for the organization's commitment to the Team, Fans, Community and Heritage. Perhaps the most visible project completed under Holmgren in his first year with the club was the institution of the Cleveland Browns Ring of Honor. The initial class of Browns greats was unveiled on September 19, 2010, as the team's 16 members of the Hall of Fame became the first group to have their names permanently displayed on the facade of the stadium's upper deck. In addition, the organization continued to maintain its position as a vital member of the community, whose impact can be felt by many. The Browns contribute to causes which focus on citizenship, education, health & wellness and youth football, while also partnering with others who share the same desire. Holmgren also is leading the Browns' charge as the club serves as the catalyst for the development of Cleveland's Lakefront District.

Holmgren came to the Browns with a remarkable résumé as an NFL head coach, one which included 14 winning seasons in 17 overall campaigns, 12 playoff berths, eight division championships, three Super Bowl appearances and one Super Bowl title. His 174 combined victories in the regular season and playoffs rank as the 11th-most in NFL history.

Most recently, Holmgren was the head coach of the Seattle Seahawks from 1999-2008. He guided the club to a 10-year regular season record of 86-74 (.538), giving him the most victories of any coach in that franchise's history. His crowning achievement in Seattle occurred in 2005, when the Seahawks posted a regular season record of 13-3, captured the NFC West title and went on to play in Super Bowl XL before falling to Pittsburgh, 21-10.

In Holmgren's 10 seasons at the helm of the Seahawks, the club advanced to the playoffs on six occasions, two more times than they did in the previous 23 years of existence. In fact, Holmgren's first year with the club resulted in a 9-7 record and the AFC West title, marking the team's first winning record since 1990, and its initial playoff appearance and divisional crown since 1988.

Holmgren originally came to the Seahawks as Executive Vice President/General Manager & Head Coach on January 9, 1999. Following the 2002 season, he decided to focus solely on coaching, relinquishing his duties as general manager.

Before joining Seattle, Holmgren experienced a tremendous seven-year run as head coach of the Green Bay Packers from 1992-98. His first season saw the Packers post a 9-7 record, a five-game improvement from the year prior to his arrival. Just twice in the previous 19 years before Holmgren's tenure had the Packers produced winning records. By year two of Holmgren's stint, Green Bay found itself not only in the playoffs, but winners of an NFC Wild Card game over Detroit. During his tenure in Green Bay, the Packers compiled a regular season record of 75-37 (.670), tying them with Dallas for the second-most victories in the NFL over this seven-year stretch (San Francisco, 85). Including the playoffs, Holmgren's teams compiled a record of 84-42 (.667), giving him the third-most wins of any coach in the Packers' storied history, trailing only Hall of Famers Curly Lambeau (212-106-21) and Vince Lombardi (98-30-4). Holmgren's winning percentage of .667 is second-best, trailing only the mark of .758 by Lombardi.

HOLMGREN'S CAREER COACHING RECORD

Year	Team	Record	Playoffs	Finish
1992	Green Bay	9-7	0-0	2nd, NFC Central
1993	Green Bay	9-7	1-1	3rd, NFC Central; Reached Divisional Playoffs
1994	Green Bay	9-7	1-1	2nd, NFC Central; Reached Divisional Playoffs
1995	Green Bay	11-5	2-1	1st, NFC Central; Reached NFC Championship
1996	Green Bay	13-3	3-0	1st, NFC Central; Won Super Bowl XXXI
1997	Green Bay	13-3	2-1	1st, NFC Central; Reached Super Bowl XXXII
1998	Green Bay	11-5	0-1	2nd, NFC Central; Reached Wild Card Playoffs
1999	Seattle	9-7	0-1	1st, AFC West; Reached Wild Card Playoffs
2000	Seattle	6-10	0-0	4th, AFC West
2001	Seattle	9-7	0-0	2nd, AFC West
2002	Seattle	7-9	0-0	3rd, NFC West
2003	Seattle	10-6	0-1	2nd, NFC West; Reached Wild Card Playoffs
2004	Seattle	9-7	0-1	1st, NFC West; Reached Wild Card Playoffs
2005	Seattle	13-3	2-1	1st, NFC West; Reached Super Bowl XL
2006	Seattle	9-7	1-1	1st, NFC West; Reached Divisional Playoffs
2007	Seattle	10-6	1-1	1st, NFC West; Reached Divisional Playoffs
2008	Seattle	4-12	0-0	3rd, NFC West
17-YEAR TOTALS		161-111	13-11	12 PLAYOFF BERTHS, 8 DIVISION TITLES, THREE SUPER BOWL APPEARANCES, 1 NFL TITLE

Holmgren's postseason success in Green Bay was equally as impressive. He led the Packers to the playoffs in each of his final six seasons, as they advanced to at least the Divisional round on five occasions, including three trips to the NFC Championship Game. The 1996 season marked the return of the Lombardi Trophy to Green Bay, as the Packers posted a 13-3 regular season record and marched through the playoffs, culminating in a 35-21 win over New England in Super Bowl XXXI. Green Bay also reached the Super Bowl the following year before falling to Denver, 31-24. Holmgren's 1996 club led the league in both points scored (team-record 456) and points allowed (210), one of only 12 teams in NFL history to accomplish the feat and the first since the 1972 Miami Dolphins.

By winning at least one postseason game in five consecutive seasons (1993-97), Holmgren is one of only three coaches in NFL history to have achieved the feat, along with John Madden (Oakland, 1973-77) and Bill Belichick (New England, 2003-07). In addition, Holmgren is one of only five head coaches in NFL history to lead two different franchises to the Super Bowl, joining Don Shula (Baltimore, Miami), Bill Parcells (N.Y. Giants, New England), Dan Reeves (Denver, Atlanta) and Dick Vermeil (Philadelphia, St. Louis).

Holmgren joined the NFL head coaching fraternity with pedigree on his side, having tutored under Hall of Famer Bill Walsh with the San Francisco 49ers, while Holmgren was an assistant from 1986-91 (1986-88 under Walsh). Holmgren's first three years by the Bay were spent as quarterbacks coach, while he served as offensive coordinator/quarterbacks coach over the final three seasons. In those six years, the 49ers boasted five NFC West titles and a pair of Super Bowl championships.

Overall in 23 seasons as both an assistant and head coach in the NFL, Holmgren has been a part of teams that have put together a composite regular season record of 232-134-1 (.634), reached double-digit win totals on 13 occasions, earned 17 postseason trips and made five Super Bowl appearances, winning three.

Holmgren got his start in the coaching profession in 1971 as an assistant at his alma mater, Lincoln High School in San Francisco, where he also taught history. He then spent the next nine years (1972-80) as a teacher and assistant coach at the prep level (Sacred Heart HS-San Francisco, 1972-74; Oak Grove HS-San Jose, 1975-80) before breaking into the collegiate ranks, as offensive coordinator/quarterbacks coach at San

Francisco State in 1981. He then moved on to BYU in 1982, and spent the next four years as the Cougars' quarterbacks coach.

In his coaching career, Holmgren has worked with a pair of Hall of Fame quarterbacks in Joe Montana (49ers, 1986-91) and Steve Young (BYU, 1982-83; 49ers, 1987-91), as well as a future Hall of Famer in Brett Favre (Green Bay, 1992-98). In addition, two other quarterbacks who went on to earn Pro Bowl status tutored under Holmgren, including Mark Brunell (Green Bay, 1993-94) and Matt Hasselbeck (Green Bay, 1998; Seattle, 2001-08).

In addition to Holmgren's tutelage of players, nine of his former assistant coaches – either in Green Bay or Seattle – have gone on to become an NFL head coach.

Holmgren's football acumen is highly regarded in league circles as he served on the NFL's prestigious Competition Committee from 1996-98 and 2002-2005. He co-chaired the Committee during his first stint. He is currently a member of the Competition Committee's sub-committee.

A San Francisco native, Holmgren played quarterback at Lincoln High School, where he was named the "Prep Athlete of the Year" in 1965. He went on to play at USC from 1966-69 before being selected by the St. Louis Cardinals in the eighth round of the 1970 NFL Draft. He went to training camp with both the Cardinals and Jets in 1970 and earned his Bachelor of Science Degree from USC.

Mike and his wife, Kathy, have been extremely involved in community endeavors in each of their NFL cities. Among the list of organizations they have supported are Medical Teams International and Salvation Army. In the short time they have been in Cleveland, they have helped create awareness for local hunger relief needs as well as creating awareness for Haiti Relief efforts, as Mike personally delivered items and donations to reach those in need thousands of miles away. Earlier this year, he was selected to the Board of Directors of the United Way of Greater Cleveland. As a breast cancer survivor, Kathy Holmgren can be found actively supporting the cause with Mike by her side. Together with his leadership and their combined passion for community service, the Holmgren's commitment to others creates pride amongst us all.

Mike and Kathy have four daughters-twins Calla and Jenny, Emily and Gretchen, four granddaughters, Emma, Emerson, Mary and Isabell and three grandsons, Luke, Michael and Samuel.

HOLMGREN'S COACHING TREE

Nine coaches who have served under Mike Holmgren, either in Green Bay or Seattle, have gone on to become NFL head coaches. The nine have combined for a regular season record of 461-442-2 (.510).

Coach	Years under Holmgren	Years as Head Coach (Teams)	Regular Season				Playoffs	
			W	L	T	Pct.	W	L
Jon Gruden*	1992-94	11 (Oakland, Tampa Bay)	95	81	0	.540	5	4
Dick Jauron	1992-94	10 (Chicago, Detroit, Buffalo)	60	82	0	.423	0	1
Steve Mariucci	1992-95	9 (San Francisco, Detroit)	72	67	0	.518	3	4
Jim Mora@	2007-08	1 (Seattle)	5	11	0	.313	0	0
Marty Mornhinweg	1995-96	2 (Detroit)	5	27	0	.156	0	0
Andy Reid#	1992-98	12 (Philadelphia)&	118	73	1	.618	10	9
Ray Rhodes	1992-93	5 (Philadelphia, Green Bay)	37	42	1	.469	1	2
	2003-07							
Mike Sherman	1997-99	6 (Green Bay)	57	39	0	.594	2	4
Jim Zorn	2001-07	2 (Washington)	12	20	0	.375	0	0

*Includes one Super Bowl title

@Only includes head coaching stop after serving under Holmgren

#Includes one Super Bowl appearance

&Current

HOLMGREN'S CAREER COACHING BACKGROUND

1971	Lincoln (San Francisco, Calif.) High School, Assistant Coach
1972-74	Sacred Heart (San Francisco, Calif.) High School, Assistant Coach
1975-80	Oak Grove (San Jose, Calif.) High School, Assistant Coach
1981	San Francisco State University, Offensive Coordinator/Quarterbacks
1982-85	Brigham Young University, Quarterbacks Coach
1986-88	San Francisco 49ers, Quarterbacks Coach
1989-91	San Francisco 49ers, Offensive Coordinator/Quarterbacks
1992-98	Green Bay Packers, Head Coach
1999-2002	Seattle Seahawks, Executive V.P. of Football Operations/General Manager & Head Coach
2003-08	Seattle Seahawks, Executive V.P. & Head Coach

NFL ALL-TIME WINNINGEST HEAD COACHES

Coach	Team(s)	Years	W	L	T	Pct.	W	L	Pct.	W	L	T	Pct.
Don Shula	Colts, Dolphins	33	328	156	6	.677	19	17	.528	347	173	6	.666
George Halas	Bears	40	318	148	31	.682	6	3	.667	324	151	31	.682
Tom Landry	Cowboys	29	250	162	6	.607	20	16	.556	270	178	6	.603
Curly Lambeau	Packers, Cardinals, Redskins	33	226	132	22	.631	3	2	.600	229	134	22	.631
Chuck Noll	Steelers	23	193	148	1	.556	16	8	.667	209	156	1	.572
Marty Schottenheimer	Browns, Chiefs, Redskins, Chargers	21	200	126	1	.613	5	13	.278	205	139	1	.596
Dan Reeves	Broncos, Giants, Falcons	23	190	165	2	.535	11	9	.550	201	174	2	.536
Chuck Knox	Rams, Bills, Seahawks	22	186	147	1	.558	7	11	.389	193	158	1	.550
Bill Parcells	Giants, Patriots, Jets, Cowboys	19	172	130	1	.569	11	8	.579	183	138	1	.570
Bill Belichick	Browns, Patriots	16	162	94	0	.633	15	6	.714	177	100	0	.639
Mike Holmgren	Packers, Seahawks	17	161	111	0	.592	13	11	.542	174	122	0	.588

TOM HECKERT



GENERAL MANAGER

YEAR WITH BROWNS: 2ND
YEAR IN NFL: 21ST

Tom Heckert was named the Browns' general manager on January 11, 2010. He joined the club after spending the previous nine seasons with the Philadelphia Eagles (2001-09), including the final four as General Manager (2006-09).

In Heckert's first year running Cleveland's draft, three of the team's top four draft choices finished the season as starters. Cornerback Joe Haden (1st round) and safety T.J. Ward (2a) were consensus all-rookie selections. In addition, three other rookies - including a pair of draft choices - were on the 53-man squad at season's end.

Heckert first went to the Eagles as Director of Player Personnel in 2001 before being promoted to Vice President of Player Personnel in 2003. He joined the Eagles following a 10-year stint with the Miami Dolphins (1991-2000), spending his first nine seasons there as both a pro and college scout. Heckert also served as the Dolphins' Assistant Director of Pro Personnel/College Scout in 1999 before being promoted to Director of Pro Personnel in 2000.

During Heckert's tenure with the Eagles, the team drafted or acquired 10 players who would go on to earn Pro Bowl status, including kicker David Akers, defensive lineman Trent Cole, wide receiver DeSean Jackson,

offensive lineman Jason Peters, cornerback Asante Samuel and fullback Leonard Weaver, all of whom were selected to the Pro Bowl in Heckert's final season in Philadelphia. Of the 22 Eagles starters at the end of the 2009 season, 13 were draft choices of the team during Heckert's tenure while two more were signed as undrafted free agents. In fact, three players from the club's 2009 draft class were among the 13.

Over the course of Heckert's 20-year NFL career, the teams with which he has been associated have experienced 14 winning seasons, won eight division titles and made 14 postseason trips, including six Conference Championship game appearances (1992, 2001-04, 2008 seasons), in addition to representing the NFC at Super Bowl XXXIX following the 2004 season.

In his career, Heckert has had the opportunity to work for three of the most successful head coaches in NFL history, including Hall of Famer Don Shula, Jimmy Johnson and Andy Reid.

Heckert was appointed by the NFL to the College Advisory Committee in 2003, which advises college football juniors on their draft status. He was named to the General Managers Advisory Committee in 2008, which consults Commissioner Roger Goodell and the NFL football operations department on key issues regarding player development, scouting and technology.

A native of Adrian, Michigan, Heckert spent two seasons as an assistant coach at his alma mater, Hillsdale (Mich.) College, where he also played defensive back. A second generation NFL executive, his father, Tom, spent 26 years in the NFL player personnel ranks, with his final 19 seasons as part of the Dolphins' player personnel department before retiring following the 2007 season. His father also spent five seasons as the Midwest scout for the Cleveland Browns from 1982-86.

Tom has a son, Griffin, and a daughter, Madison.

BRYAN WIEDMEIER



**EXECUTIVE VICE
PRESIDENT -
BUSINESS OPERATIONS**

**YEAR WITH BROWNS: 2ND
YEAR IN NFL: 31ST**

Bryan Wiedmeier is in his second season with the Browns after joining the organization on January 11, 2010. He came to the club following a 29-year tenure with the Miami Dolphins. Having worked in virtually all aspects of an organization during his 30 years in the NFL, Wiedmeier is one of the most experienced and respected executives in league circles. He works closely with team President Mike Holmgren and oversees business operations, football administration and League affairs for the Browns.

Wiedmeier's NFL career began in 1981 when he was hired by Dolphins Founder Joe Robbie. Wiedmeier was later named Assistant General Manager by Robbie in December 1989. Under owner H. Wayne Huizenga, Wiedmeier served in ascending executive capacities and was responsible for club business operations, labor and football administration. He was named President & COO by Huizenga in January 2006.

Wiedmeier has been active in League affairs for nearly two decades, representing his club in National Football League matters and serving on NFL committees and working groups. He is an original member of the NFL Management Council's Working Club Executive Committee and NFL Player Insurance Trust.

During Wiedmeier's time with the Dolphins, the team recorded 20 winning seasons and qualified for the playoffs on 14 occasions, including eight division titles, four AFC Championship games and a pair of Super Bowl appearances.

In his NFL career, Wiedmeier has had the unique opportunity to work for or with five men who have led teams to championships as a head coach either at the NFL or collegiate level. This group includes Hall of Famer Don Shula, Jimmy Johnson, Nick Saban, Bill Parcells and Mike Holmgren.

Wiedmeier earned his J.D. from the University of Miami School of Law and is a member of the Florida Bar. He played center for Carroll College in Montana, where he earned his business degree and served as team captain his senior year. He was a sophomore starter on the undefeated 1978 Hall of Fame team.

Bryan and his wife, Mary K., have five children, Lauren, Victoria, John, Danielle and Matthew.

GIL HASKELL



**SENIOR ADVISOR TO
THE PRESIDENT**

**YEAR WITH BROWNS: 2ND
YEAR IN NFL: 28TH**

Gil Haskell is in his second season with the Browns, having been named Senior Advisor to the President on February 10, 2010.

Haskell owns a wealth of football knowledge, having coached on both the collegiate and professional levels for more than 30 years. Prior to joining the Browns, he spent nine seasons with the Seattle Seahawks (2000-08), with his first seven campaigns as offensive coordinator (2000-06) and the final two as assistant head coach/offensive coordinator (2007-08). In 2005, the Seahawks finished the season ranked second in total offense as they advanced to Super Bowl XL. During Haskell's tenure in Seattle, the Seahawks captured four NFC West titles (2004-07) and advanced to the postseason five consecutive times (2003-07). In addition, quarterback Matt Hasselbeck was selected to the Pro Bowl on three occasions as he posted a record of 58-45 as a starter.

Before joining the Seahawks, Haskell was the offensive coordinator of the Carolina Panthers for two seasons (1998-99), where his offense finished the 1999 season ranked sixth overall in the NFL. That year, the Panthers produced two 1,000-yard receivers while quarterback Steve Buerlein earned the only Pro Bowl selection of his 14-year career as he threw for 4,436 yards and 36 touchdowns, and put together a passer rating of 94.6

Haskell also spent six years with the Green Bay Packers, coaching both running backs (1992-94) and wide receivers (1995-97). During Haskell's time in Green Bay, the Packers won three NFC Central titles (1995-97), made five postseason trips (1993-97), and appeared in two Super Bowls (1996-97) with one Super Bowl title (1996). Tutoring the team's wide receivers for his final three years with the Packers, Haskell helped develop a pair of young receivers in Robert Brooks and Antonio Freeman, who combined for three 1,000-yard receiving seasons during this time, as both surpassed the plateau in 1997.

Haskell entered the NFL coaching ranks in 1983, spending nine seasons with the Los Angeles Rams (1983-91), leading the special teams (1983-86), running backs (1987-90) and tight ends/special teams units (1991). As a member of the Rams' coaching staff, the team won the NFC West title in 1985 and made two NFC Championship game appearances, in 1985 and 1989. With Haskell as special teams coach, punt returner Henry El-lard compiled a 12.9-yard average and scored four touchdowns following his first four years (1983-86), making him the NFL's all-time leading punt returner after the '86 campaign.

Before joining the Rams, Haskell spent five seasons at the University of Southern California (1978-82) coaching wide receivers and special teams. In his first season at USC, the Trojans posted a 12-1 record and captured the 1978 NCAA National Championship, based on the UPI Coaches Poll. He joined the Trojans' staff following a nine-year stint at St. Ignatius High School (1969-77) in San Francisco, Calif., where he spent his final five seasons as the team's head coach. As a youth, Haskell spent 22 years working in a variety of roles within the San Francisco 49ers organization, as his late uncle, Dr. William O'Grady, was part owner of the team. A native of San Francisco, Haskell and his wife, Nancy, have four grown daughters, Paula, Patty, Jenny and Julie and four granddaughters, Avery, Ryan, Kelsey and Isabella.

FRED NANCE



**SENIOR ADVISOR TO
THE PRESIDENT**

**YEAR WITH BROWNS: 2ND
YEAR IN NFL: 2ND**

Fred Nance was named to the Browns' staff on December 8, 2009.

In addition to representing the Browns and handling other client responsibilities, Nance remains as the Regional Managing Partner for the international law firm, Squire, Sanders & Dempsey (US) LLP, where he recently completed his second four-year term on the firm's seven person Management Committee and has practiced for more than 30 years. He spearheads the firm's sports and entertainment practice and is highly regarded as an outstanding trial lawyer.

Nance has had a longstanding involvement with the National Football League, including leading the negotiation of a series of agreements with

the NFL guaranteeing the return of the Browns to Cleveland. In 2006, Nance was selected from among several hundred candidates as one of five finalists for the position of Commissioner of the National Football League, becoming the first minority candidate in history to reach the final round of competition for Commissioner of a major league sport.

Born and raised in Cleveland, Nance recently completed a term as Chairman of the Greater Cleveland Partnership, the nation's largest Chamber of Commerce, and holds trustee positions with the Cleveland Clinic, the 50 Club of Cleveland and the Cleveland Foundation, among others.

He is a National Advisory Board Member of the National Association of Black Sports Professionals (NABSP) and is a member of the Black Entertainment & Sports Lawyers Association (BESLA). In 2008, Nance was awarded the Distinguished American of the Year Award by the National Football Foundation, Northeastern Ohio Chapter.

Nance has been with Squire, Sanders & Dempsey L.L.P. since his graduation from the University of Michigan law school. He attended Harvard University as an undergraduate. He resides in Cleveland with his wife, Jakkie, daughter, Melanie and son, Ricky.

NFL CALENDAR

August 11-15, 2011	First preseason weekend.
August 30, 2011	Roster cutdown to maximum of 75 players.
September 3, 2011	Roster cutdown to maximum of 53 players.
September 8-12, 2011	Kickoff 2011 Weekend.
October 10-12, 2011	NFL Fall League Meeting, Houston, Texas.
October 18, 2011	Trading Deadline
January 1, 2012	Regular season ends.
January 7-8, 2012	Wild Card Playoffs.
January 14-15, 2012	Divisional Playoffs.
January 22, 2012	Conference Championships.
January 29, 2012	AFC-NFC Pro Bowl, Honolulu, Hawaii.
February 5, 2012	Super Bowl XLVI, Indianapolis, Ind.
February 22-28, 2012	NFL Scouting Combine, Indianapolis, Ind.
February 3, 2013*	Super Bowl XLVII, New Orleans, La.
February 2, 2014*	Super Bowl XLVIII, New York, N.Y.

*Tentative date

COACHING STAFF

PAT SHURMUR



HEAD COACH

YEAR WITH BROWNS: 1ST

YEAR IN NFL: 13TH

Pat Shurmur was named the 13th full-time head coach in Browns history on January 13, 2011.

Shurmur's résumé includes 23 years of coaching experience, including 12 in the NFL. In those 12 seasons, he has been a part of teams that have qualified for the playoffs seven times, won five division crowns and posted one Super Bowl appearance.

Prior coming to the Browns, Shurmur spent the previous two seasons (2009-10) as the offensive coordinator with the St. Louis Rams. He helped the Rams improve to a 7-9 record following a 1-15 season in 2009, the second-biggest turnaround in the league last year. In 2010, he guided St. Louis' offense to improvements in nearly every category including total yards, time of possession and third-down percentage, while they also scored 114 more points than the previous year. In addition, the Rams committed just 21 turnovers in 2010, tied for the ninth-lowest total in the NFL.

Shurmur helped mold quarterback Sam Bradford, the top pick in the 2010 draft, as Bradford set NFL rookie records for completions (354) and attempts (590), while his 3,512 passing yards were the second-most by a rookie in league history, trailing only Peyton Manning's 3,739 in 1998. Bradford's 18 touchdown passes tied for fifth-most among rookies in NFL history. During a midseason stretch, he set an NFL rookie record with 174 consecutive attempts without an interception.

Along with starting a rookie quarterback, the team's second-round pick, Rodger Saffold, was the only NFL rookie to start all 16 games at left tackle in 2010. The Rams allowed just 34 sacks despite attempting the fifth-most passing plays in the NFL last season, which placed the team 12th in the league in sacks per pass play.

In addition, Rams running back Steven Jackson was selected to the NFC Pro Bowl squad both years under Shurmur. Jackson claimed the NFC rushing title in 2009 with 1,416 yards, and his rushing totals each of the past two seasons (1,241 in 2010) represent two of the three highest rushing figures of his seven-year NFL career.

Before joining the Rams, Shurmur spent 10 seasons with the Philadelphia Eagles (1999-2008). He served as the team's quarterbacks coach from 2002-08 and helped Donovan McNabb to three Pro Bowl selections

during his tenure. In 2008, McNabb set Eagles single-season records with 345 completions and 3,916 passing yards.

In 2004, Shurmur guided McNabb to the most productive season of his career, as he set franchise records in passer rating (104.7) and completion percentage (64.0). McNabb also became the first quarterback in NFL history with 30-plus touchdown passes (31) and fewer than 10 interceptions (8) in a single season.

During his first season as quarterbacks coach, Shurmur turned to third-string quarterback A.J. Feeley following injuries to McNabb and Koy Detmer. Despite not having started a game in three years, since his junior season at Oregon, Feeley helped the Eagles post a 4-1 record, as they won the NFC East and advanced to the NFC title game. Shurmur faced another quarterback injury in 2006 and turned to backup Jeff Garcia, who helped the club to a 5-1 record and led Philadelphia into the Divisional round of the playoffs.

Shurmur's first three seasons in Philadelphia (1999-2001) were spent as tight ends coach, where he developed three-time Pro Bowler Chad Lewis. From 2000-01, Lewis combined for 110 receptions, 1,157 receiving yards and nine touchdowns. His reception total ranked fourth among all NFL tight ends during that two-year span, while he was tied for fourth in touchdowns and fifth in receiving yards.

Before joining the Eagles, Shurmur spent the 1998 season at Stanford University as offensive line coach. That year, the Cardinal offensive line allowed the fewest sacks per pass attempt in the Pac-10 and helped first-year quarterback Todd Husak become only the third quarterback in school history to throw for more than 3,000 yards.

Prior to Stanford, Shurmur instructed the tight ends, special teams and offensive line at Michigan State University from 1990-97. The Spartans sent three tight ends (Ty Hallock, Duane Young and Mitch Lyons) to the NFL under Shurmur's guidance, and kick returner Derrick Mason set a school career record with 2,575 return yards.

A four-year letterman at Michigan State, Shurmur earned All-Big Ten conference honors and All-America honorable mention accolades as a senior in 1987. He played guard and linebacker as a freshman and started at center the next three seasons. He served as co-captain as a senior when the Spartans defeated USC in the Rose Bowl. He earned a master's degree in financial administration and was the first graduate student football player at the University.

A native of Dearborn, Mich., who attended Divine Child High School, Shurmur comes from a football background. His uncle, the late Fritz Shurmur, coached in the NFL for 24 years and served as the Green Bay Packers' defensive coordinator from 1994-98, helping that club win two NFC Championships and Super Bowl XXXI.

Shurmur and his wife, Jennifer, have four children, daughters Allyson, Erica and Claire, and a son, Kyle.

SHURMUR'S CAREER COACHING BACKGROUND

1988-89	Michigan State University, graduate assistant coach
1990-97	Michigan State University, tight ends/special teams/offensive line coach
1998	Stanford University, offensive line coach
1999-2001	Philadelphia Eagles, tight ends/offensive line coach
2002-08	Philadelphia Eagles, quarterbacks coach
2009-10	St. Louis Rams, offensive coordinator
2011	Cleveland Browns, head coach

DICK JAURON



**DEFENSIVE
COORDINATOR**

**YEAR WITH BROWNS: 1ST
YEAR IN NFL: 27TH**

Dick Jauron was named the Browns' defensive coordinator on January 21, 2011. He brings 26 years of NFL coaching experience, including 10 as a head coach.

Jauron spent 2010 with the Philadelphia Eagles as senior assistant/defensive backs coach. He guided the Eagles secondary as Philadelphia finished third in the NFL with 23 interceptions, including an NFC-high seven by cornerback Asante Samuel, who earned a Pro Bowl selection.

Prior to Philadelphia, Jauron spent four seasons (2006-09) as the head coach of the Buffalo Bills, which followed a two-year stint with the Detroit Lions. He joined the Detroit Lions' staff in 2004 as defensive coordinator before serving as the interim head coach for the final five games of the 2005 season. Under Jauron's tutelage, defensive lineman Shaun Rogers earned the first two Pro Bowl selections of his career and defensive back Dre' Bly was tabbed as a Pro Bowler in 2004.

Jauron was head coach of the Chicago Bears from 1999-2003 and was named the 2001 Associated Press NFL Coach of the Year. That season, the Bears' defense ranked first in the NFL in points allowed (203) and

second in rushing yards allowed (82.1 pg) en route to a 13-3 record and their first NFC Central Division Championship since 1990.

Prior to his stint in Chicago, Jauron served as the defensive coordinator for the expansion Jacksonville Jaguars from 1995-98, helping lead the team to three playoff appearances in four years, including the AFC Championship game in 1996 and the AFC Central Division title in 1998.

Jauron began his coaching career with Buffalo, where he served as a defensive assistant in 1985 before coaching the defensive backs for the Green Bay Packers from 1986-94. In Green Bay, he helped mentor Pro Bowlers Chuck Cecil (1992) and LeRoy Butler (1993).

Jauron was a fourth-round selection of the Detroit Lions in the 1973 NFL Draft, and was also selected by the St. Louis Cardinals in the 1973 Major League Baseball Draft. As a safety, he spent five seasons with Detroit (1973-77) and four with Cincinnati (1978-81). He was selected to the Pro Bowl in 1974 as a punt returner after leading the NFC in punt return average (16.8). He appeared in 100 career regular season games and finished with 26 interceptions, including two returns for touchdowns.

A two-sport star at Yale University where he earned a bachelor's degree in history, Jauron set several school records, including most consecutive 100-yard rushing games (16). He attended Swampscott (Mass.) High School, where he was named one of the top-10 prep athletes of the 20th century in the state of Massachusetts by the Boston Globe. He also spent some of his childhood in Rensselaer, Ind., where his father was the head coach at St. Joseph's College.

Dick and his wife, Gail, have two daughters, Kacy and Amy.

JAURON'S CAREER COACHING BACKGROUND

1985	Buffalo Bills, defensive assistant coach
1986-94	Green Bay Packers, defensive backs coach
1995-98	Jacksonville Jaguars, defensive coordinator
1999-2003	Chicago Bears, head coach
2004	Detroit Lions, defensive coordinator
2005	Detroit Lions, defensive coordinator/interim head coach
2006-09	Buffalo Bills, head coach
2010	Philadelphia Eagles, senior assistant/defensive backs coach
2011	Cleveland Browns, defensive coordinator

CHRIS TABOR



**SPECIAL TEAMS
COORDINATOR**

**YEAR WITH BROWNS: 1ST
YEAR IN NFL: 4TH**

Chris Tabor was named the Browns' special teams coordinator on January 25, 2011. He brings 18 years of coaching experience between the high school, college and professional levels, including the last three as the Chicago Bears' assistant special teams coach.

During Tabor's three years working with the Bears' special teams units, Chicago consistently ranked among the league leaders in numerous departments. The Bears ranked in the top-five in no less than nine different special teams categories combined over that three-year period. Chicago led the NFL in total return yards (6,570) and kickoff return yards (5,415), posted the second-best kickoff return average (25.1), ranked third in punt return defense (7.1) and produced the fifth-best punt return average (10.4). The Bears registered six total kick returns for touchdowns in that time, tied for the second-most in the league.

Also during Tabor's tenure, the Bears tied for fifth in the league in punts inside the 20-yard line (90) and tied for seventh in field goal percentage (86.2). Since 2008, Chicago was one of only six teams in the NFL to allow one or fewer kick return touchdowns as that total is tied for second in the league over this span.

Tabor also has helped shape some of the NFL's top return specialists. In 2008, Daniele Manning led the NFL in kickoff return average (29.7). In 2009, Johnny Knox finished second in the league in kickoff return average (29.0) and earned a Pro Bowl selection as a kick returner. In 2010, Devin Hester led the NFL in punt return average (17.1) and punt return touchdowns (3) en route to earning a Pro Bowl nod as a kick returner.

In 2010, the Bears ranked first in the league in punt return average (17.1), second in kickoff return average (25.4), second in average drive start after kickoffs (31.5) and ninth in punt return defense (7.8). The Bears' special teams unit also ranked fourth in the NFL, based on a composite formula devised by the *Dallas Morning News*.

Prior to Chicago, Tabor spent two seasons at Western Michigan University (2006-07) as the running backs and special teams coach. He spent four seasons at Utah State University, where he was the running backs and special teams coach in 2005 after being the Aggies' assistant head coach in charge of wide receivers from 2002-04.

Tabor coached at Central Methodist College (1995-96) in Fayette, Mo., before spending four seasons at the University of Missouri. He spent his first three years with the Tigers as an offensive graduate assistant (1997-99) before moving into the role of running backs and special teams coach in 2000. He was also the head coach at Culver-Stockton College in Canton, Mo. in 2001.

From 1993-1994, Tabor built experience at the community college and high school levels, coaching at Hutchinson (Kansas) Community College (1994) and Benton High School (1993) in St. Joseph, Mo.

Tabor graduated from Benedictine College in Atchison, Kansas, where he played four seasons as quarterback. He earned a master's degree in education from Columbia (Mo.) College.

Chris and his wife, Nikki, have two daughters, Paitlyn and Lainey.

TABOR'S CAREER COACHING BACKGROUND

1997-99	University of Missouri, offensive graduate assistant coach
2000	University of Missouri, running backs and special teams coach
2001	Culver-Stockton College, head coach
2002-04	Utah State University, assistant head coach in charge of wide receivers
2005	Utah State University, running backs and special teams coach
2006-07	Western Michigan University, running backs and special teams coach
2008-10	Chicago Bears, assistant special teams coach
2011	Cleveland Browns, special teams coordinator

CHRIS BEAKE



OFFENSIVE ASSISTANT

YEAR WITH BROWNS: 1ST
YEAR IN NFL: 13TH

Chris Beake is entering his first season with the Cleveland Browns as an offensive assistant after spending the previous season as an offensive assistant with the San Francisco 49ers.

Beake spent two years with the Seattle Seahawks, first as an offensive quality control coach in 2008 before serving as an offensive assistant/assistant special teams coach the following season.

Prior to his stint in Seattle, he was the linebackers coach with the Atlanta Falcons from 2004-06. During that time, Beake mentored Keith Brooking to Pro Bowl selections in 2004 and 2005.

Before joining the Falcons, Beake spent six seasons in San Francisco in various roles. He was a pro personnel assistant (1998), quality control/defense coach (1999), defensive assistant (2000-02) and offensive assistant (2003).

Beake earned a degree in civil engineering from the Air Force Academy in 1994. While a lieutenant, he served as a graduate assistant coach/defense during the 1994 season and was a quarterback from 1990-92.

Prior to joining the NFL, Beake was a Civil Engineer Officer in the Air Force (1995-98), earning his master's degree in business administration from the University of West Florida in 1997.

Beake's father, John, was the General Manager of the Denver Broncos for 14 years (1984-98), part of a 44-year career as a coach and administrator at the high school, college and pro level, which included stints as an assistant coach with the Kansas City Chiefs (1968-74) and New Orleans Saints (1976-77).

Chris and his wife, Andrea, have a son, Colin, and twin daughters, Madeline and Emilie.

BEAKE'S CAREER COACHING BACKGROUND

1994	Air Force Academy, graduate assistant/defense coach
1999	San Francisco 49ers, quality control/defense coach
2000-02	San Francisco 49ers, defensive assistant coach
2003	San Francisco 49ers, offensive assistant coach
2004-06	Atlanta Falcons, linebackers coach
2008	Seattle Seahawks, quality control/offense coach
2009	Seattle Seahawks, offensive assistant/assistant special teams coach
2010	San Francisco 49ers, offensive assistant coach
2011	Cleveland Browns, offensive assistant coach

DWAIN BOARD



DEFENSIVE LINE

YEAR WITH BROWNS: 1ST
YEAR IN NFL: 21ST

Dwaine Board was named the Browns' defensive line coach on January 31, 2011.

Board most recently spent the 2009 season as the defensive line coach of the Oakland Raiders. That season, defensive ends Greg Ellis and Trevor Scott each led the team with seven sacks, which tied for 13th in the AFC.

Before joining the Raiders, Board spent six seasons (2003-08) as the defensive line coach of the Seattle Seahawks. In his first season there, the team's run defense rose to 19th in the NFL after finishing last in the league the previous season. The club also ranked fourth in the NFC and tied for seventh in the NFL with 41 sacks. The defensive line posted 36 sacks in 2004, and was responsible for 32.5 of the team's NFL-leading 50 sacks in 2005. That season also saw the Seahawks' defense allow only one 100-yard rusher and set a franchise-low average by allowing 94.4 rushing yards per game, which ranked fifth in the NFL. The team also placed second in the NFL by allowing only five rushing touchdowns on the season. In fact, over a four-year period from 2005-08, the Seahawks defense ranked second in the NFL with 136 sacks.

Board joined the NFL coaching ranks in 1990 as the defensive line assistant with the San Francisco 49ers after a successful 10-year playing career. He was promoted to defensive line coach in 1994. In 1998, the 49ers' defense ranked second in the NFL with 51 sacks, led by defensive end Chris Doleman's team-leading 15, which were third-most in the league. During his 20 seasons as a coach, Board has tutored 10 Pro Bowlers, including Dana Stubblefield, who was named 1997 NFL Defensive Player of the Year when he posted a career-high 15 sacks, and Bryant Young, who was selected to four Pro Bowls and was named 1999 NFL Comeback Player of the Year under Board's direction.

A fifth-round (137th overall) draft choice of the Pittsburgh Steelers in the 1979 NFL Draft, Board was released by the Steelers and joined the 49ers as a rookie, where he registered a team-leading seven sacks. He played with San Francisco from 1979-88, and retired in 1988 after joining the New Orleans Saints for the final four games of that season. Board tallied double-digit sack totals each year from 1983-85, including a career-high 13 in 1983. He was a member of each of the 49ers' first two Super Bowl championship clubs, and earned Super Bowl XIX Defensive Player of the Game honors after recording four tackles and two sacks during San Francisco's 38-16 victory over the Miami Dolphins.

A native of Rocky Mount, Va., he was a three-time All-America selection at North Carolina A&T State University in Greensboro, N.C., after graduating from Franklin County (Va.) High School.

Dwaine has three daughters, Camille, Allie and Tessa Raine.

BOARD'S CAREER COACHING BACKGROUND

1990-93	San Francisco 49ers, defensive line assistant coach
1994-2002	San Francisco 49ers, defensive line coach
2003-08	Seattle Seahawks, defensive line coach
2009	Oakland Raiders, defensive line coach
2011	Cleveland Browns, defensive line coach

GARY BROWN



RUNNING BACKS

YEAR WITH BROWNS: 3RD
YEAR IN NFL: 3RD

Gary Brown enters his third season as the Browns' running backs coach, after being named to the post on February 17, 2009.

In 2010, Brown oversaw a backfield led by Peyton Hillis. Hillis joined Hall of Famers Jim Brown and Leroy Kelly as the only Browns to record 11 or more rushing touchdowns in a single-season. Hillis ranked among the league leaders in points scored (tied for third), total touchdowns (tied for third), receptions by a running back (fourth) first downs (fifth), yards

from scrimmage (sixth), rushing touchdowns (tied for sixth) and rushing yards (11th). Hillis became the only player in Browns history to rush for 1,000 yards, record 50 receptions and score 10 total touchdowns in the same season and he eclipsed the 100-yard rushing mark in five contests.

In Brown's first season tutoring the team's running backs, Jerome Harrison led the club with 862 yards rushing, after he had amassed 448 yards in his first three NFL seasons combined. He rushed for 570 yards and five touchdowns on 113 carries (5.0) over the final four games, the second-highest total in the NFL over the final quarter of the season. His total included a Browns single-game record 286 yards at Kansas City on December 20, as he snapped Jim Brown's previous club mark.

As a team, the Browns averaged 4.2-yards per rush attempt in 2009 and 4.0 last season, the first time the club has averaged 4.0 or better in consecutive seasons since 2002-03.

Brown owned six years of collegiate coaching experience upon joining Cleveland, having coached running backs and served as an offensive coordinator at that level. Brown spent the 2008 season as the running

backs coach at Rutgers University, where he helped the Scarlet Knights to an 8-5 mark and a victory in the Papajohns.com Bowl. Under Brown's tutelage, the trio of Kordell Young, Jourdan Brooks and Joe Martinek combined for 1,474 rushing yards, a 4.9-yard average per attempt and 15 rushing touchdowns in 2008.

Prior to joining the Rutgers staff, Brown spent the previous two seasons (2006-07) as offensive coordinator at Susquehanna University. In 2007, while under the guidance of Brown, Crusaders sophomore running back Dave Paveletz produced the second-highest single-season rushing total in program history and was named first-team All-Liberty League.

Brown got his start in the coaching profession immediately following an eight-year NFL career as a player when he served as the offensive coordinator at Williamsport (Pa.) Area High School from 2000-02. He then broke into the college ranks as the running backs coach at Lycoming College (2003-05).

In addition to his collegiate positions, Brown also helped coach the running backs at New York Giants training camp in 2005, then worked with

the Green Bay Packers in 2006 and Carolina Panthers in 2007 as part of the NFL's Minority Coaching Fellowship program.

Brown enjoyed a solid four-year career at Penn State (1987-90), and as a sophomore in 1988, he led the Nittany Lions in rushing yards with 689 yards and six touchdowns on 136 carries (5.1 avg.)

A native of Williamsport, Pa., Brown played eight seasons in the NFL (1991-95, 1997-99) after being selected in the eighth round of the 1991 Draft by the Houston Oilers. In his career, he played for the Oilers (1991-95), Chargers (1997) and Giants (1998-99). During that time he ran for 4,300 yards and 21 touchdowns on 1,023 carries and caught 84 passes for 631 yards and three scores in 99 games. He rushed for 1,000 yards twice, including 1,002 in 1993 and 1,063 yards in 1998. His feat in 1993 was accomplished while playing in just eight games.

Brown went on to earn his degree in sports administration from Lock Haven University in 2005. He and his wife, Kim, have two daughters, Malena and Dorianna, and a son, Tre.

BROWN'S CAREER COACHING BACKGROUND

2003-05	Lycoming College, running backs coach
2006-07	Susquehanna University, offensive coordinator
2008	Rutgers University, running backs coach
2009-	Cleveland Browns, running backs coach

CHUCK BULLOUGH



DEFENSIVE ASSISTANT

YEAR WITH BROWNS: 1ST
YEAR IN NFL: 6TH

Chuck Bullough was named the Browns' defensive assistant coach on February 14, 2011.

Bullough most recently spent the previous five years at UCLA as the linebackers coach (2006-08) and defensive coordinator (2009-10). He helped guide three true freshman to the All-Pac 10 Conference All-Freshman team in 2010. In 2009, he coached three first team All-Americans, four first team All-Pac 10 honorees and the league player of the year. That same year, the Bruins' defense led the Pac-10 Conference in take-aways (30), tackles for loss (8.15 pg) and red zone points allowed.

Before joining the Bruins' staff, Bullough spent one season at Western Michigan University (2005) as the Broncos' linebackers coach. That season, he tutored linebacker Ameer Ismail, who earned first team All-Mid-American Conference honors by recording 20 tackles for loss, which tied for sixth nationally, and notching eight sacks. Bullough spent the 2004 season coaching linebackers and special teams at Lake Forest College.

Bullough's first stop in the NFL coaching ranks came with the Chicago Bears, where he spent the 1999-2003 seasons. During his time with

the Bears, he was the assistant linebackers coach (1999-01), assistant defensive line coach (2002) and assistant secondary coach (2003), while also assisting with special teams all five seasons. Under his tutelage, Jerry Azumah, Glyn Milburn, Larry Whigham and Brian Urlacher each earned Pro Bowl selections. In addition, Urlacher was named 2000 NFL Defensive Rookie of the Year.

A four-year letterman at Michigan State University (1988-91), Bullough was a two-time All-Big Ten Conference selection as a linebacker during his collegiate career. Drafted by Philadelphia in the eighth round (214th overall) of the 1992 NFL Draft, he spent three seasons with the Miami Dolphins (1993-95) and attended training camp with the Eagles (1992) and Indianapolis Colts (1996). Bullough began his coaching career at his alma mater in 1997, spending one season assisting the defensive backs (1997) and another assisting the offensive line (1998).

A second generation NFL player and coach, Bullough's father, Hank, was a member of Michigan State's 1952 National Championship team and was later a fifth-round draft choice of the Green Bay Packers in 1955. The elder Bullough spent two seasons with the Packers (1955, 1958) before becoming an assistant coach at his alma mater for the next 11 years (1959-69), during which time the Spartans captured two National Championships (1965-66). He then spent 21 years as an NFL coach, most notably winning a Super Bowl title as an assistant with the 1970 Baltimore Colts and spending parts of the 1985 and 1986 seasons as the head coach of the Buffalo Bills. In 1994, he returned to Michigan State, where he served as the Spartans' defensive coordinator before retiring after the season.

A native of East Lansing, Mich., Chuck and his wife, Nicole, have two daughters, Chloe and Annika.

BULLOUGH'S CAREER COACHING BACKGROUND

1997	Michigan State University, assistant defensive backs coach
1998	Michigan State University, assistant offensive line coach
1999-2001	Chicago Bears, assistant linebackers/assistant special teams coach
2002	Chicago Bears, assistant defensive line/assistant special teams coach
2003	Chicago Bears, assistant secondary/assistant special teams coach
2004	Lake Forest College, linebackers coach/special teams coordinator
2005	Western Michigan University, linebackers coach
2006-08	UCLA, linebackers coach
2009-10	UCLA, defensive coordinator
2011	Cleveland Browns, defensive assistant coach

BILL DAVIS



LINEBACKERS

YEAR WITH BROWNS: 2ND
YEAR IN NFL: 20TH

Bill Davis was named the Browns' linebackers coach on January 31, 2011. He re-joins the Browns' staff after previously serving as defensive quality control coach during the 1999 season.

Most recently, he spent the last four seasons with the Arizona Cardinals, first as linebackers coach from 2007-08 and then as defensive coordinator from 2009-10. He helped guide safety Adrian Wilson to Pro Bowl selections in 2009 and 2010 and defensive tackle Darnell Dockett, Antrel Rolle and Dominique Rodgers-Cromartie to the honor in 2009. In Davis' first year as defensive coordinator, his unit allowed 325 points, the fifth-lowest total for the franchise since the NFL went to a 16-game schedule in 1978. The Cardinals also tallied 21 interceptions, the team's highest figure since 1994.

From 2005-06, Davis served as the defensive coordinator with the San Francisco 49ers. Under Davis' tutelage, cornerback Walt Harris tied for the NFC lead with eight interceptions en route to the only Pro Bowl selection of his 13-year career.

Davis joined San Francisco after completing one season (2004) as linebackers coach for the New York Giants.

Prior to that, Davis spent the previous three campaigns as the Atlanta Falcons' linebackers coach. During that span, linebacker Keith Brooking was selected to the Pro Bowl in each of his three seasons under Davis.

Before to his stint in Atlanta, Davis spent one season with the Green Bay Packers (2000) as defensive assistant/defensive line coach and one season with the Browns (1999) as defensive quality control coach.

In 1995, Davis began a four-year stretch as the outside linebackers coach with the Carolina Panthers. In 1996, linebackers Kevin Greene and Lamar Lathon finished first and second in the NFL in sacks, with 14.5 and 13.5, respectively, as the Panthers advanced to the NFC Championship Game. Both players were selected to the NFC Pro Bowl squad that year.

Davis' first NFL coaching position came in 1992 with the Pittsburgh Steelers, where he worked as a defensive quality control coach. He remained on Bill Cowher's staff for two more seasons, serving as the defensive quality control coach and assisting with the linebackers.

While earning a master's degree in athletic administration, Davis served as a graduate assistant coach at Michigan State University from 1990-91. He was a quarterback and wide receiver at the University of Cincinnati.

Born in Youngstown, Ohio, Davis attended Berea (Ohio) High School. His father, Bill, spent 15 seasons in the NFL as a coach and executive, including six years (1981-86) with the Browns as director of player personnel and later vice president of personnel. Bill and his wife, Sherry, have four daughters, Monica, Brooke and twins Grace and Ava, and a son, Billy.

DAVIS' CAREER COACHING BACKGROUND

1990-91	Michigan State University, graduate assistant coach
1992-94	Pittsburgh Steelers, defensive quality control coach
1995-98	Carolina Panthers, outside linebackers coach
1999	Cleveland Browns, defensive quality control coach
2000	Green Bay Packers, defensive assistant/defensive line coach
2001-03	Atlanta Falcons, linebackers coach
2004	New York Giants, linebackers coach
2005-06	San Francisco 49ers, defensive coordinator
2007-08	Arizona Cardinals, linebackers coach
2009-10	Arizona Cardinals, defensive coordinator
2011	Cleveland Browns, linebackers coach

KEITH GILBERTSON



**SENIOR ASSISTANT -
OFFENSE**

**YEAR WITH BROWNS: 2ND
YEAR IN NFL: 9TH**

Keith Gilbertson was named the Browns' Senior Assistant – Offense on February 14, 2011 after spending the 2010 season as the club's Director of Pro Personnel. He has 38 years of coaching experience, most recently with the Seattle Seahawks from 2005-08.

In that stop with the Seahawks, Gilbertson served in several capacities, including offensive consultant (2005), assistant offensive line coach (2006-07) and wide receivers coach (2008).

Gilbertson has spent 26 years as a coach on the collegiate level, including nine as a head coach, consisting of stints at Idaho (1986-88), Cal-Berkeley (1992-95) and Washington (2003-04). During that time his teams posted a composite record of 55-51.

Gilbertson began his coaching career by serving as a graduate assistant at Idaho State (1971-74), Western Washington (1975) and Washington (1976). He has been a member of the staffs at Utah State (1977-81), Idaho (1982) and Washington (1989-91, 1999-2002). He previously coached professionally with the Seahawks from 1996-98 and the Los Angeles Express of the USFL from 1983-85.

Gilbertson played football at Central Washington, Columbia Basin Junior College and Hawaii, before returning to Central Washington, where he earned his degree in social sciences in 1971.

A native of Snohomish, Wash., Gilbertson and his wife, Barbara, have three children Ann, Kristin and David.

GILBERTSON'S CAREER COACHING BACKGROUND

1971-73	Idaho State University, graduate assistant coach
1974	Western Washington University, graduate assistant coach
1976	University of Washington, graduate assistant coach
1977-81	Utah State University, offensive coordinator
1982	University of Idaho, offensive coordinator
1983-85	Los Angeles Express (USFL), assistant coach
1986-88	University of Idaho, head coach
1989-90	University of Washington, offensive line coach
1991	University of Washington, offensive coordinator/offensive line coach
1992-95	University of California, head coach
1996	Seattle Seahawks, defensive assistant coach
1997-98	Seattle Seahawks, tight ends coach
1999	University of Washington, assistant head coach/offensive line/tight ends coach
2000-02	University of Washington, offensive coordinator/tight ends coach
2003-04	University of Washington, head coach
2005	Seattle Seahawks, offensive consultant
2006-07	Seattle Seahawks, assistant offensive line coach
2008	Seattle Seahawks, wide receivers coach
2010	Cleveland Browns, director, pro personnel
2011	Cleveland Browns, senior assistant - offense

STEVE HAGEN



TIGHT ENDS

**YEAR WITH BROWNS: 7TH
YEAR IN NFL: 7TH**

Steve Hagen is going into his seventh season on the Browns' staff and his third as part of his second tour of duty with the club. Before re-joining the team in 2009 as tight ends coach, he was a member of the staff from 2001-04.

Under Hagen's guidance, Benjamin Watson led the Browns with 68 catches for 763 yards and three touchdowns last season. His reception total was 10th in the AFC, led all AFC tight ends and was fifth among NFL tight ends. In addition, it was the sixth-highest total ever by a Browns tight end. Watson's yardage figure was second-most among AFC tight ends, fifth among NFL tight ends and was eighth-highest figure by a tight end in Browns annals. He was the first tight end to lead the Browns in receiving yards since 1985, when Hall of Famer Ozzie Newsome accomplished the feat with 711 yards.

Hagen returned to the Browns in 2009 with 20 years of experience as a coach at the collegiate level, most recently at the University of North Carolina, where he tutored the tight ends for the previous two seasons. In 2008, the Tar Heels secured a record of 8-5 as they went on to play in the Meineke Car Care Bowl, the school's first bowl appearance in four years. Prior to that, he was the offensive coordinator and quarterbacks coach at Fresno State University for one season (2006).

In his first stint with Cleveland, Hagen spent time as both the tight ends coach (2001-03) and quarterbacks coach (2004).

Prior to his work in the NFL, Hagen was the offensive coordinator and quarterbacks coach at the University of California from 1999-2000. He spent two seasons at San Jose State University as offensive coordinator, quarterbacks coach and recruiting coordinator (1997-98). He previously served as the head coach at Wartburg (Iowa) College in 1996, guiding the team to a 7-3 record, as the school ranked eighth in Division III in total offense.

Hagen got his start in the coaching profession as a graduate assistant at the University of Illinois in 1984. He served in the same role at the University of Kansas (1985-86), before getting his first full-time position,

as receivers and tight ends coach at Northern Arizona University from 1987-88. Stops at the University of Notre Dame (1989-90), Kent State University (1991), the University of Nevada-Reno (1992-93) and the University Nevada-Las Vegas (1990, 1994-95) followed. He was the offensive coordinator and quarterbacks coach at UNLV, and in that two-year span, the team broke 20 school offensive records.

Hagen was a wide receiver at Cal-Lutheran University from 1979-83, where he earned NAIA All-America honors as a senior. He earned a Bachelor of Arts in business.

Steve and his wife, Amy, have four children, sons, Nash, Will and Soren, and a daughter, Hanna.

HAGEN'S CAREER COACHING BACKGROUND

1984	University of Illinois, graduate assistant coach
1985-86	University of Kansas, graduate assistant coach
1987-88	Northern Arizona University, receivers and tight ends coach
1989-90	University of Notre Dame, graduate assistant/receivers coach
1990	University of Nevada-Las Vegas, quarterbacks coach
1991	Kent State University, quarterbacks coach
1992-93	University of Nevada-Reno, offensive coordinator and quarterbacks coach
1994-95	University of Nevada-Las Vegas, offensive coordinator and quarterbacks coach
1996	Wartburg (Iowa) College, head coach
1997-98	San Jose State University, offensive coordinator/quarterbacks coach/recruiting coordinator
1999-2000	University of California, offensive coordinator/quarterbacks coach
2001-03	Cleveland Browns, tight ends coach
2004	Cleveland Browns, quarterbacks coach
2006	Fresno State University, offensive coordinator/quarterbacks coach
2007-08	University of North Carolina, tight ends coach
2009-	Cleveland Browns, tight ends coach

JEROME HENDERSON



DEFENSIVE BACKS

YEAR WITH BROWNS: 3RD
YEAR IN NFL: 5TH

Jerome Henderson enters his third season as the Browns' defensive backs coach after being named to the post on January 22, 2009.

In 2010, Henderson was instrumental in the development of cornerback Joe Haden and safety T.J. Ward, both of whom were consensus all-rookie selections. Despite starting just seven games, Haden led the team with six interceptions, a figure that tied for fourth in the AFC and fifth in the NFL. It also was the second-highest figure among NFL rookies in 2010. Haden's total also tied for the fourth-highest single-season figure by a Browns rookie and were the most since 2001. Ward started all 16 games, becoming the first Browns rookie defensive back to do that since Antonio Langham in 1994. In addition, Ward led the team with

105 tackles on defense, a figure that ranked first among all NFL rookies last year. He became the first rookie to lead the Browns in defensive tackles since 1999.

Prior to joining the Browns, Henderson spent the previous two seasons as a member of the New York Jets' staff. Under Henderson's guidance as defensive backs coach in 2008, cornerback Darrelle Revis earned a Pro Bowl berth after leading the team with five interceptions. In 2007, Henderson split duties as an assistant defensive backs coach and director of player development. He first joined the Jets in 2006 as the director of player development after serving as vice president of HomeBanc Mortgage Corp. in Raleigh, N.C. from 2002-05.

Henderson played eight seasons as a defensive back in the NFL after New England made him a second-round draft choice in 1991. He played with the Patriots (1991-93, 1996), Buffalo (1993-94), Philadelphia (1995) and the Jets (1997-98) in his NFL career, during which time he appeared in 98 games with 34 starts. He recorded nine career interceptions. Henderson played in two Super Bowls, with the Bills in Super Bowl XXVIII and with New England in Super Bowl XXXI.

Henderson grew up in Statesville, N.C., and went on to play four years at Clemson University (1987-90). He and his wife, Traci, have three children, Jazmin and twins Taylor and Tyler.

HENDERSON'S CAREER COACHING BACKGROUND

2007	New York Jets, assistant defensive backs coach/director of player development
2008	New York Jets, defensive backs coach
2009-	Cleveland Browns, defensive backs coach

KENT JOHNSTON



**STRENGTH AND
CONDITIONING**

**YEAR WITH BROWNS: 2ND
YEAR IN NFL: 19TH**

Kent Johnston was named the Browns' strength and conditioning coach on January 27, 2010. When he joined the team last year, it marked his return to the NFL following two years in the collegiate ranks and four years in the non-profit and business sector. Johnston possesses more than 25 years of coaching experience on both the collegiate and professional levels.

Johnston is a veteran of 18 previous seasons in the NFL, beginning with a five-year stint as the strength and conditioning coach with the Tampa Bay Buccaneers, from 1987-91. He took a similar position in 1992 on a Green Bay Packers staff that was led by current Browns President Mike Holmgren. Johnston served the next seven years in that role, and was instrumental in one of the most successful periods in Packers history, one in which the team put together seven winning seasons, six playoff

berths, three division championships, two Super Bowl appearances and one world title. In 1997, he was honored as the "Strength and Conditioning Coach of the Year" by the Professional Football Strength and Conditioning Coaches' Society. In 2005, he was inducted into the USA Strength and Conditioning Hall of Fame in York, Pa.

Following his stint in Green Bay, Johnston joined Holmgren in Seattle and spent the next five seasons with the Seahawks (1999-2003). Seattle posted three winning marks and made a pair of playoff appearances during that time. He left the Seahawks following the 2003 season to take over as strength and conditioning coach at the University of Alabama, a post he held for the next two years.

Before breaking into the NFL coaching ranks, Johnston had collegiate stops at Northwestern State University (1980), University of Louisiana-Monroe (1981) and Alabama (1983-86). The initial two years of his first stint at Alabama were spent as a graduate assistant. In addition, Johnston served two years at the prep level, first coaching at Teague (Texas) High School in 1978, and then at Willis (Texas) High School in 1982.

Born in Mexia, Texas, Johnston is a graduate of Stephen F. Austin University. He earned his master's degree in physical education from Alabama in 1984.

Johnston and his wife, Pam, have four sons, Kody, Kole, Clay and Cade.

JOHNSTON'S CAREER COACHING BACKGROUND

1980	Northwestern State University, strength and conditioning coach
1981	University of Louisiana-Monroe, strength and conditioning coach
1983-84	University of Alabama, graduate assistant
1985-86	University of Alabama, strength and conditioning coach
1987-91	Tampa Bay Buccaneers, strength and conditioning coach
1992-98	Green Bay Packers, strength and conditioning coach
1999-2003	Seattle Seahawks, strength and conditioning coach
2004-05	University of Alabama, strength and conditioning coach
2010-	Cleveland Browns, strength and conditioning coach

RICK LYLE



**ASSISTANT STRENGTH
AND CONDITIONING**

**YEAR WITH BROWNS: 3RD
YEAR IN NFL: 6TH**

Rick Lyle is entering his third season with the Browns as assistant strength and conditioning coach. He joined the club in 2009 after spending the previous three seasons with the New York Jets as an assistant strength and conditioning coach/nutrition coordinator.

This is Lyle's second stint with the Browns, with his first having occurred as a player. His NFL career started with the club in 1994 as an undrafted college free agent, and he spent two years with the team before it moved to Baltimore. Lyle's 10 NFL seasons consisted of stops with Cleveland

(1994-95), Baltimore (1996), the Jets (1997-2001) and New England (2002-03). He registered 250 tackles and 11 sacks in 113 career contests, and was a member of the New England Patriots' Super Bowl championship squad in 2003.

Lyle was a four-year letterman at the University of Missouri (1990-93), where he starred as a defensive lineman, netting 18 career sacks, including a team-high eight as a senior. He graduated from Missouri with a degree in parks, recreation and tourism. At Missouri, he was also an All-America performer in the shot put and threw the discus.

Lyle was awarded his certification as a strength and conditioning specialist by the National Strength and Conditioning Association in 2010.

Born in Monroe, La., and raised in Kansas City, Mo. Lyle attended Hickman Mills (Mo.) High School where he lettered in football, track and wrestling. He was a two-time state champion in the shot put and placed fifth in the state wrestling tournament as a heavyweight.

Rick and his wife, Laura, have two daughters, Haley and Audrey.

LYLE'S CAREER COACHING BACKGROUND

2006-08	New York Jets, assistant strength & conditioning/nutrition coordinator
2009-	Cleveland Browns, assistant strength and conditioning coach

SHAWN MENNENGA



SPECIAL TEAMS ASSISTANT

YEAR WITH BROWNS: 1ST
YEAR IN NFL: 1ST

Shawn Mennenga was named the Browns' special teams assistant coach on February 14, 2011

Mennenga most recently spent the past two seasons (2009-10) as the linebackers coach at South Dakota State University. In 2009, the Jackrabbits' defense ranked in the top 20 nationally in four categories, including pass efficiency (4th – 99.55), rushing defense (14th – 104.3 ypg),

points per game allowed (16th – 17.4) and total defense (17th – 289.5 ypg).

Before joining South Dakota State's staff, Mennenga spent four seasons (2005-08) as the defensive coordinator at Fort Hays State University in Hays, Kansas. He spent the previous four years at Culver-Stockton College in Canton, Missouri, where he served one season as the Wildcats' defensive coordinator (2001) and the final three as the team's head coach (2002-04).

During his collegiate coaching career, he has also held assistant positions at Hutchinson Community College (defensive coordinator – 1998-2000), Western Kentucky University (outside linebackers – 1997) and Southwest Baptist University (1995-96 – secondary, 1994 – graduate assistant).

Mennenga lettered one season as a defensive back at the University of Missouri in 1992. A native of Melbourne, Iowa, he and his wife, Christie, have a son, Garrett, and a daughter, Ashley.

MENNENGA'S CAREER COACHING BACKGROUND

1994	Southwest Baptist University, graduate assistant coach
1995-96	Southwest Baptist University, secondary coach
1997	Western Kentucky University, outside linebackers coach
1998-2000	Hutchinson Community College, defensive coordinator
2001	Culver-Stockton College, defensive coordinator
2002-04	Culver-Stockton College, head coach
2005-08	Fort Hays State University, defensive coordinator
2009-10	South Dakota State University, linebackers coach
2011	Cleveland Browns, special teams assistant coach

RAY RHODES



SENIOR ASSISTANT - DEFENSE

YEAR WITH BROWNS: 1ST
YEAR IN NFL: 31ST

Ray Rhodes was named the Browns' senior assistant - defense on February 14, 2011. He comes to the club with 30 years of experience coaching in the NFL, including five seasons as a head coach.

He spent the past three seasons with the Houston Texans, serving first as assistant defensive backs coach in 2008 before spending the last two seasons as senior defensive assistant. Rhodes had an emphasis on the safety position and helped Bernard Pollard (2009) and Troy Nolan (2010) each tie for the team lead in interceptions.

Prior to Houston, Rhodes spent five seasons with the Seattle Seahawks as defensive coordinator (2003-05) and special projects/defense (2006-07). In 2005, his role was limited due to illness, but he maintained his involvement with the defense as the group led the NFL in sacks (50), finished second in red zone defense (40.4%), ranked second in rushing touchdowns allowed (5), yielded just one 100-yard rusher and saw rookie linebacker Lofa Tatupu earn a trip to the Pro Bowl.

Rhodes also served as the defensive coordinator in Washington (2000) and Denver (2001-02). In his lone season with the Redskins, the team ranked in the top ten in the NFL in numerous categories including net passing yards (2nd, 163.6 ypg), total net yards (4th, 279.6 ypg), points allowed (7th, 16.8 pg) and sacks (8th, 45). In addition, Champ Bailey and Marco Coleman earn Pro Bowl nods. In his first season with the Broncos, he guided Deltha O'Neal, Trevor Pryce and Al Wilson to Pro Bowl selections as the team finished in the top ten in the NFL in turnovers forced (5t, 37), net rushing yards (6th, 93.3 ypg) and total net yards (8th, 298.4 ypg).

Before leading the Redskins' defense, Rhodes spent the previous four seasons as a head coach in the NFL. From 1995-98 he served in this

capacity with the Philadelphia Eagles. In his first year there, he earned NFL Coach of Year honors after guiding the Eagles to a 10-6 mark and an appearance in the NFC Divisional Round of the playoffs. The team sported an identical 10-6 mark the following year (1996) as they qualified for an NFC Wild Card berth. Rhodes is the only head coach in Eagles history to lead the team to playoff appearances in his first two years with the team. Following his four-year stint in Philadelphia, Rhodes was the head coach in Green Bay in 1999, as he led the Packers to an 8-8 record.

Rhodes got his start in the NFL with the 49ers as assistant secondary coach from 1981-82 before coaching defensive backs from 1983-91. He spent two seasons as defensive coordinator in Green Bay (1992-93) before returning to San Francisco as defensive coordinator in 1994. In 1993, the Packers ranked seventh in the NFL in pass defense (181.3 ypg), eighth in rush defense (98.9 ypg) and tied for third in sacks (46). In 1994, he helped the 49ers capture Super Bowl XXIX as they were

second in the league in rush defense (83.6 ypg), sixth in points allowed (18.5 pg) and tied for fifth in turnovers forced (35). Merton Hanks, Tim McDonald, Deion Sanders and Dana Stubblefield all earned Pro Bowl honors that year.

Rhodes spent two seasons as a running back at Texas Christian University (1969-70) before transferring to the University of Tulsa (1972-73). He was a 10th round draft selection by the New York Giants in 1974 and played wide receiver for his first three NFL seasons (1974-76), before switching to defensive back for the final four years of his career (1977-80). Overall, Rhodes appeared in 97 regular season contests and in 1975, he led the NFC with an average of 20.7 yards per reception.

Ray and his wife, Carmen, have four daughters, Detra, Candra, Tynesha and Raven.

RHODES' CAREER COACHING BACKGROUND

1981-82	San Francisco 49ers, assistant secondary coach
1983-91	San Francisco 49ers, defensive backs coach
1992-93	Green Bay Packers, defensive coordinator
1994	San Francisco 49ers, defensive coordinator
1995-98	Philadelphia Eagles, head coach
1999	Green Bay Packers, head coach
2000	Washington Redskins, defensive coordinator
2001-02	Denver Broncos, defensive coordinator
2003-05	Seattle Seahawks, defensive coordinator
2006-07	Seattle Seahawks, special projects/defense
2008	Houston Texans, assistant defensive backs coach
2009-10	Houston Texans, senior defensive assistant coach
2011	Cleveland Browns, senior assistant - defense

LUKE STECKEL



**ASSISTANT TO THE
HEAD COACH**

YEAR WITH BROWNS: 3RD
YEAR IN NFL: 3RD

Luke Steckel enters his third season with the Browns as the Assistant to the Head Coach. Steckel serves as the liaison between Head Coach Pat Shurmur and the rest of the coaching staff to all departments within the

Browns organization. He also manages Shurmur's off-the-field activity, including various football operations, practice administration, player and staff communication, scheduling and personal requests. In addition to his duties for Shurmur, Steckel works with the defensive staff by assisting with the playbook composition, scouting reports, film breakdown and practice drills.

Steckel was a three-year letterman as a linebacker at Princeton University (2004-06) where he earned a Bachelor's degree in Political Economy with a concentration in American Politics. As a senior, he served as team captain and aided the Tigers to a 9-1 record and the Ivy League Championship.

Born in Boston, Mass., Steckel attended Brentwood (Tenn.) High School, where he helped the team to the 5A State Championship as team captain during his senior season. His father, Les, was a coach for 32 years with 23 of them in the NFL, including the 1984 season as the head coach of the Minnesota Vikings.

GEORGE WARHOP



OFFENSIVE LINE

YEAR WITH BROWNS: 3RD
YEAR IN NFL: 16TH

George Warhop is entering his third year of service as the offensive line coach with the Browns and his 16th overall in the NFL.

In Warhop's two years with the team, left tackle Joe Thomas has been voted to the AFC Pro Bowl squad both times, while he also has been chosen to numerous All-Pro teams each year. Center Alex Mack was a consensus all-rookie selection in 2009 and was selected to the AFC Pro Bowl roster and Sports Illustrated's All-Pro team last year. It marked the first time since the 1981 Pro Bowl that at least two Browns offensive linemen were chosen to the Pro Bowl. Mack has started each of the first 32 games of his career, and when he opened all 16 games at center in 2009, he became the first Browns rookie to do that since Steve Everitt in 1993, and just the fifth NFL rookie to accomplish the feat since 1998. In 2010, the offensive line helped pave the way for running back Peyton Hillis, who rushed for 1,177 yards, the seventh-highest figure in the AFC last year.

Prior to joining the Browns in 2009, Warhop spent the previous four seasons with the 49ers. In San Francisco, Warhop shaped an offensive line which paved the way for running back Frank Gore to become the first player in franchise history with three consecutive 1,000-yard rushing seasons (2006-08). This included a franchise-record 1,695 yards in 2006, a figure which led the NFC that year. In 2007, Warhop oversaw the development of rookie tackle Joe Staley, who opened all 16 games at right tackle and became the first rookie offensive lineman in 49ers history to start all 16 contests. In addition, guard Larry Allen was selected to the NFC Pro Bowl squad that year.

Warhop joined San Francisco after spending the previous two seasons (2003-04) with the Dallas Cowboys. In Warhop's two years with the Cowboys, tackle Flozell Adams and guard Larry Allen were selected to the NFC Pro Bowl squad both times.

Warhop got his start in the NFL as an offensive line assistant with the St. Louis Rams from 1996-97. That catapulted him into the position of

offensive line coach with the Arizona Cardinals in 1998, a spot he held for the next five years. During his tenure with the Cardinals, Warhop tutored the group through a steady decline in quarterback sacks allowed from the 78 surrendered in 1997 – the year prior to his arrival – to 50 in 1998, 45 in 1999, 35 in 2000 and 29 in 2001.

Warhop entered the coaching arena in 1983, as a student assistant at his alma mater, the University of Cincinnati. He then served on the offensive staffs at the University of Kansas (1984-86), Vanderbilt University (1987-89) and the University of New Mexico (1990-91). From 1991-92, he was the offensive coordinator for the London Monarchs of the World League of American Football, helping that team to a World Bowl title in 1991. He had a pair of stops as an offensive line coach at the collegiate level, at SMU (1993) and Boston College (1994-95) before embarking on his NFL career. Warhop was a standout offensive lineman at Rubidoux High School in Riverside, Calif., and went on to play guard at Mount San Jacinto (Calif.) College before moving on to the University of Cincinnati, where he played center.

WARHOP'S CAREER COACHING BACKGROUND

1983	University of Cincinnati, student assistant
1984-86	University of Kansas, offensive staff
1987-89	Vanderbilt University, offensive staff
1990-91	University of New Mexico, offensive staff
1991-92	London Monarchs (WLAF), offensive coordinator
1993	Southern Methodist University, offensive line coach
1994-95	Boston College, offensive line coach
1996-97	St. Louis Rams, offensive line assistant coach
1998-2002	Arizona Cardinals, offensive line coach
2003-04	Dallas Cowboys, offensive line coach
2005-08	San Francisco 49ers, offensive line coach
2009-	Cleveland Browns, offensive line coach

MARK WHIPPLE



QUARTERBACKS

YEAR WITH BROWNS: 1ST
YEAR IN NFL: 5TH

Mark Whipple was named the Browns' quarterbacks coach on January 31, 2011.

During his career, he has spent 24 years as a collegiate coach, winning the 1998 NCAA Division 1-AA National Championship as the head coach at the University of Massachusetts. In his four seasons as an NFL assistant coach, he has been a member of teams that have made three playoff appearances, claimed one division title and won a Super Bowl.

Whipple most recently spent the 2009-10 seasons as the assistant head coach/offensive coordinator/quarterbacks coach at the University of Miami. In 2010, the Hurricanes' offense totaled 5,493 yards and produced 5,199 yards in 2009, becoming only the eighth and ninth teams in school history to amass 5,000 yards. During the 2009 season, quarterback Jacory Harris completed the second-most passes (249), compiled the fourth-most passing yards (3,352) and posted the sixth-most total touchdowns (24) in a single-season in school history.

Prior to joining the Hurricanes staff, Whipple spent the 2008 season as an offensive assistant with the Philadelphia Eagles. That season, quarterback Donovan McNabb set single-season franchise records for passing yards (3,916), completions (345) and attempts (571) en route to leading the club to an appearance in the NFC Championship game.

Whipple entered the NFL coaching ranks in 2004 with the Pittsburgh Steelers, spending three seasons (2004-06) as the team's quarterbacks coach. Under Whipple's tutelage, in 2004 quarterback Ben Roethlisberger set an NFL rookie record for completion percentage (66.4%) and passer rating (98.1%), while becoming the first rookie quarterback in league history to win his first 13 regular season starts. The following year, he became the youngest starting quarterback to win a Super Bowl. By leading the Steelers to an AFC Championship game appearance as a rookie in 2004 and then winning the Super Bowl following the 2005 season, he became the first quarterback in NFL history to guide his club to a conference championship game in each of his first two seasons.

Before joining the Steelers' staff, Whipple spent six seasons as the head coach at the University of Massachusetts (1998-2003). As head coach of the Minutemen, his teams posted an overall record of 49-25 (.662), won the 1998 NCAA Division 1-AA National Championship and captured two Atlantic 10 Conference titles. He was named the National Coach of the Year in 1998 and the Atlantic 10 Coach of the Year in 2003.

Whipple also spent four seasons as the head coach at his alma mater, Brown University (1994-97), where he led the Bears to a four-year composite record of 24-16 (.600). He also served six seasons as the head coach

at the University of New Haven (1988-93), where he guided the Chargers to a mark of 48-17 (.738).

Whipple began his coaching career in 1980 as a graduate assistant at St. Lawrence University in Canton, N.Y. He subsequently held collegiate assistant coaching positions at Union College (1981-82), Brown (1983) and New Hampshire (1986-87). He held his first professional coaching position with the Arizona Wranglers of the USFL in 1984.

A three-year letterman at Brown University (1976-78), Whipple was the Bears' starting quarterback for two seasons (1977-78), leading the team to a 13-5 record as a starter. In 1976, he was a member of the school's first-ever Ivy League championship team. He was also a four-year letterman on the Bears' baseball team. He was inducted into the Brown Athletic Hall of Fame in 1996. A native of Tarrytown, N.Y., Whipple and his wife, Brenda, have two sons, Spencer and Austin. Spencer is in his senior season as a quarterback on the University of Miami football team.

WHIPPLE'S CAREER COACHING BACKGROUND

1980	St. Lawrence University, graduate assistant coach
1981-82	Union College, offensive coordinator
1983	Brown University, wide receivers coach
1984	Arizona Wranglers (USFL), offensive quality control coach
1986-87	University of New Hampshire, offensive coordinator
1988-93	University of New Haven, head coach
1994-97	Brown University, head coach
1998-2003	University of Massachusetts, head coach
2004-06	Pittsburgh Steelers, quarterbacks coach
2008	Philadelphia Eagles, offensive assistant
2009-10	University of Miami (Fla.), assistant head coach/offensive coordinator/quarterbacks coach
2011	Cleveland Browns, quarterbacks coach

MIKE WILSON



WIDE RECEIVERS

YEAR WITH BROWNS: 1ST

YEAR IN NFL: 6TH

Mike Wilson was named the Browns' wide receivers coach on January 31, 2011.

Wilson spent the 2009-10 seasons as the wide receivers coach of the Las Vegas Locomotives as the team claimed the UFL championship both years.

Prior to his stint with the UFL, Wilson spent three seasons with the Arizona Cardinals, coaching both tight ends (2004) and wide receivers (2005-06). Wilson oversaw the development of wide receivers Anquan Boldin and Larry Fitzgerald, both of whom earned Pro Bowl selections under his tutelage. In 2005, Fitzgerald set a career-high and tied for the league lead with 103 receptions, while adding 1,409 receiving yards and 10 touchdowns. Boldin recorded career-bests with 102 receptions and 1,402 receiving yards in 2005, as the duo became only the third pair of teammates in NFL history to each catch more than 100 passes and top 1,400 receiving yards in the same season. From 2005-06, both players ranked among the NFL leaders during that span as Boldin recorded 185 receptions (third) and 2,606 receiving yards (third), while Fitzgerald totaled 172 receptions (seventh) and 2,355 receiving yards (eighth).

In 2003, Wilson worked with the Washington Redskins' wide receivers in training camp through the NFL's Minority Coaching Fellowship program.

Wilson served as the wide receivers coach at the University of Southern California from 1997-99 before spending four years in private business. During his time with the Trojans, he helped shape wide receivers Windrell Hayes, Billy Miller, Larry Parker and R. Jay Soward, all of whom were NFL draft picks.

Prior to his stint at USC, Wilson spent two seasons with the Oakland Raiders (1995-96) as the wide receivers coach, where he tutored Tim Brown. During that two-year span, Brown ranked eighth in the NFL with 179 receptions, eighth with 2,446 yards and tied for eighth with 19 touchdowns while earning Pro Bowl selections both years.

Wilson began his coaching career at Stanford University, where he served as wide receiver and tight ends coach from 1992-94 under head coach Bill Walsh. He helped the Cardinal to a 10-3 record in 1992, capped by a victory in the Blockbuster Bowl.

A ninth-round draft pick by the Dallas Cowboys in the 1981 NFL Draft, Wilson spent 10 seasons with the San Francisco 49ers (1981-90) as a wide receiver, where he appeared in 136 regular season games. During his career with San Francisco, Wilson helped the 49ers to four Super Bowl titles, six NFC Championship game appearances and eight division titles. Wilson is one of three wide receivers (Lynn Swann and John Stallworth) in NFL history to win four Super Bowl titles.

A native of Los Angeles, Wilson graduated from Washington State University with a communications degree and was a two-sport standout at Carson (Calif.) High School.

Mike and his wife, Tona, have two daughters, Samantha and Emma. Samantha is currently attending Yale University and Emma is a student at DePaul University.

WILSON'S CAREER COACHING BACKGROUND

1992-94	Stanford University, wide receivers and tight ends coach
1995-96	Oakland Raiders, wide receivers coach
1997-99	University of Southern California, wide receivers coach
2004	Arizona Cardinals, tight ends coach
2005-06	Arizona Cardinals, wide receivers coach
2009-10	Las Vegas Locomotives (UFL), wide receivers coach
2011	Cleveland Browns, wide receivers coach

PLAYER PERSONNEL

JON SANDUSKY

DIRECTOR, PLAYER PERSONNEL



Jon Sandusky is in his second season with the Cleveland Browns after spending the previous nine seasons on the personnel staff of the Philadelphia Eagles.

Sandusky joined the Eagles as an intern in 2001 before being named a pro scout the following year. He served in that role from 2002-07 before being promoted to director of pro personnel in 2008. During Sandusky's nine seasons in Philadelphia, the Eagles reached the playoffs seven times,

won five NFC East Division titles and appeared in five NFC Championship games. In 2004, the Eagles won the NFC Championship and appeared in Super Bowl XXXIX. Before joining the Eagles, he was a coaching intern for one year at Penn State (2000).

A native of State College, Pa., Sandusky was a safety for Penn State from 1996-99, and graduated from the school with a degree in exercise science. As a Nittany Lion, he was a member of the Big Ten's all-academic squad from 1998-99 and received the Frank Patrick Commitment Award in 1998 for his dedication, academics and conditioning. He is the son of former Penn State defensive coordinator Jerry Sandusky. Jon and his wife, Kia, have a son, Brady.

JOHN SPYTEK

DIRECTOR, COLLEGE SCOUTING



John Spytek is in his second season with the Cleveland Browns as director of college scouting. Spytek came to the club after spending the previous five seasons on the personnel staff of the Philadelphia Eagles.

The Browns' first draft under Spytek produced three starters by season's end (CB Joe Haden, S T.J. Ward, QB Colt McCoy), while two were consensus all-rookie selections (Haden, Ward).

After beginning his tenure with the Eagles as an intern in the pro personnel department in 2005, Spytek was hired full-time the following year,

as a college scouting assistant. He was promoted to college/pro scout in 2007 and served the next three years in that role. During Spytek's five seasons in Philadelphia, the Eagles earned three trips to the playoffs, and advanced to the NFC Championship game in 2008.

He also spent the 2004 season as an intern in the Detroit Lions' football operations department.

Spytek attended the University of Michigan, where he earned three letters as a linebacker (2000-02). There, he earned his undergraduate degree in general studies and his master's in sports management. A native of Pewaukee, Wis., Spytek resides in Northeast Ohio with his wife, Kristen.

SCOUTS

PAT ROBERTS

SENIOR NATIONAL SCOUT



Pat Roberts is in his seventh season with the Browns and his second as Senior National Scout. He served as the team's Director of College Scouting in 2009 after spending the previous four seasons as a national scout.

Prior to joining the Browns in 2005, Roberts served the previous seven years with the Chicago Bears in various roles within their scouting department. He spent the 2004 season as the Bears' Southeast Area Scout, while serving as the club's Northeast Area Scout for five seasons (1999-03). He joined the Bears in 1998 and was an in-house scout for the team during the 1998 season.

A graduate of DePauw University in Greencastle, Indiana, Roberts played four years as an offensive guard (1991-94) and graduated in 1995 with a degree in exercise science. Following graduation, Roberts continued his education and received his master's degree from Indiana State in 1997, while coaching football at DePauw (1995-97). Roberts was running backs coach in 1995 and served as offensive line coach for two seasons (1996-97).

In 1998, Roberts briefly served as head strength coach and offensive line coach for Division III Millsaps College in Jackson, Miss., before accepting a position with the Chicago Bears.

A native of Mishawaka, Ind., Roberts and his wife, Allison, an attorney, live in High Bridge, N.J., and have a daughter, Sophia, and a son, Ryder.

DONOVAN BEIDELSCHIES

COLLEGE AREA SCOUT



Donovan Beidelschies is entering his seventh season with the Browns and his second as a college area scout. He spent two seasons with the club as team operations coordinator (2005-06), two more as a player personnel assistant – college scout (2007-08) and one as a scout (2009).

Before joining the Browns, Beidelschies spent four seasons (2001-04)

at Thiel College in Greenville, Pa., as an assistant football coach, special teams coordinator and travel coordinator. He served one year (2000) as an assistant coach at Allegheny College.

Beidelschies played football at Heidelberg College and graduated with a B.A. in history and secondary education in 2000. He went on to earn his master's degree in higher education administration from Youngstown State University in 2004.

A native of Tiffin, Ohio, he and his wife, Michelle, reside in Medina, Ohio with their daughter, Meagan.

ZAC BOCIAN

COLLEGE AREA SCOUT



Zac Bocian is entering his ninth season with the Browns and his fifth season as a college scout. Prior to becoming a college scout, he spent two seasons as a scouting assistant.

Bocian originally joined the Browns in 2003 as an intern in the video department and later assisted in various scouting and coaching capacities. He graduated from the University of California in 2003 after playing tight end at Diablo Valley College. Bocian was born in Oakland, Calif., and resides in San Francisco.

A.J. DURSO

PRO SCOUT



A.J. Durso joined the Browns as a pro scout in 2010 after serving the previous four seasons with the Seahawks.

He spent his first three years in Seattle in football operations (2006-08),

as an assistant to Executive Vice President & Head Coach Mike Holmgren, and the 2009 season as an offensive assistant. In 2005, he interned in the Seahawks' operations department.

Durso is a graduate of the SUNY Institute of Technology, where he was a member of the baseball team. He grew up in Utica, N.Y.

JAKE HALLUM

SENIOR SCOUT



Jake Hallum is in his seventh season with the Browns as a senior college scout and is now in his sixth decade in the football profession. Prior to joining the Browns, Hallum served five seasons as a college scout with the New England Patriots, primarily in the Midwest and Southeast. During his tenure with the Patriots, the team captured three Super Bowl titles.

Hallum also spent five seasons with the Philadelphia Eagles as a college scout from 1995-99. His experience at the college level began as the head coach of Morehead State in 1968. After four seasons (1968-71), Hallum moved to the University of Maryland, where he coached the offensive line from 1972 to 1981. In 1982, he began an eight-year assignment as an assistant at Kentucky.

In 1990, he accepted the position of offensive line and tight ends coach at Arizona State. Following the 1991 season, he left the coaching ranks, completing a 24-year college coaching career. In 1992, he began his scouting career as a regional scout for National Football Scouting, and scouted Texas, Oklahoma, Louisiana and Mississippi. Hallum held the position with National Scouting for two seasons prior to joining the Eagles, and with Philadelphia, he scouted all areas of the United States.

A native of Liberty, S.C., he played linebacker and guard at Newberry College (1957-60) and later earned his master's degree from Murray State in 1965. He coached high school football at his alma mater, Pickens (S.C.) High School (1960-62), and made stops at Hopkinsville (Ky.) High School (1962-66) and Paul Blazer High School in Ashland, Ky. (1966-67), winning the state AAA championship at Hopkinsville High School and Paul Blazer High School.

Jake and his wife, Mable, have two sons, Todd and Bart. He and his wife reside in Lexington, Ky.

TOM HEADLEE

PRO SCOUT



Tom Headlee is in his second season as a member of the Browns' scouting staff after spending the previous 10 years as a coach with the Seattle Seahawks.

Headlee spent his first six seasons with the Seahawks as a coaching as-

sistant (2000-05) and the final four as the team's defensive quality control coach (2006-09).

A graduate of Washington State University, he earned his degree in Education in 2000. A native of Kirkland, Wash., Tom and his wife, Deborah, have three daughters, Kiara, McKenna and Ava.

DAVID HINSON

COLLEGE AREA SCOUT



David Hinson is entering his third year with the Browns as a college area scout after spending the previous four seasons (2005-08) as an area scout with the New Orleans Saints, where he was responsible for evaluating players at the schools located in the Northeast region of the United States.

Hinson joined the Saints after three years with the Buffalo Bills, where he

had been the club's scout for the BLESTO scouting service from 2002-04. He was promoted by the Bills after a stint in the team's player personnel department.

A native of Jamestown, N.Y., Hinson graduated from the University at Buffalo in 1999, where he earned his degree in business management and played tailback on the school's football team. He also had a standout prep career at Jamestown High School, where he earned all-state honors and was selected as the New York Player of the Year in 1994.

Hinson lives in northern Virginia with his wife, Lindsey, and daughter, Aza.

CHISOM OPARA

COLLEGE AREA SCOUT



Chisom Opara is in his seventh season with the Browns as an area scout. He joined the club after spending the 2004 season with the Baltimore Ravens as a player personnel assistant, where he served as an in-house scout and prepared special teams scouting reports, as well as scouting local colleges in Maryland, Delaware, West Virginia and Pennsylvania.

Opara originally signed with the Baltimore Ravens as an undrafted free agent in 2003 and went to training camp with the team before being waived at the end of camp. Opara went back to school and graduated from Princeton in 2004 with a B.A. in politics.

Opara played collegiate football as a wide receiver at Princeton and finished his career second all-time in receiving yards (2,198) and third in receptions (154). A native of Baltimore, Md., he served as team captain his senior year and was a second-team All-Ivy League selection.

DAN SAGANEY

PRO SCOUT



Dan Saganey is in his third season as a member of the Browns' scouting staff and first as a pro scout after spending the previous two seasons as a player personnel assistant.

Prior to joining the Browns, Saganey spent two seasons as a coach at Harvard University, first assisting with

the defensive line (2007) and then leading the wide receivers (2008). During his two seasons in Cambridge, the Crimson captured consecutive Ivy League Championships for only the third time in school history.

Saganey began his coaching career in 2006 as the tight ends/tackles coach at Bentley College in Waltham, Massachusetts. A native of Norfolk, Massachusetts, Dan earned a degree in government from Colby College (Waterville, Maine), where he spent four years as a member of the Mules' offensive line.

JOHNATHON STIGALL

COLLEGE AREA SCOUT



Johnathon Stigall is in his second season with the Browns following a four-year stint as the Midwest scout with the Philadelphia Eagles.

Prior to joining Philadelphia in 2006, Stigall spent the 2000-05 seasons in a similar role with the Miami Dolphins. He got his start in the NFL as an intern

in the player personnel department of the Chicago Bears in 1999. A four-year letterman as a running back at DePauw University in Greencastle, Indiana (1995-98), Stigall earned his degree in sports science with a minor in education. He is the school's fourth all-time leading rusher with 2,415 yards on 532 carries. He also is tied for second all-time with 41 touchdowns.

A native of Oxford, Ohio, Stigall resides in Peoria, Ill., with his wife, Melissa, and two daughters.

BOBBY VEGA

COLLEGE AREA SCOUT



Bobby Vega enters his seventh season with the Browns and fifth as a college area scout. Prior to becoming a scout, he spent two seasons as the club's scouting assistant. Vega entered the NFL in 2004, spending the summer as a player personnel intern with the Baltimore Ravens.

A four-year letterman at the College of Wooster, Vega spent his freshman season as a running back before switching to defense, where he was a linebacker for his final three seasons. As a senior, he started 12 games and ranked second on the club with 91 tackles as the Fighting Scots captured the North Coast Athletic Conference title. During his collegiate career, he earned All-Region honors and was named to the All-Conference squad twice. He graduated in 2005 with a degree in communications.

A native of Hartford, Conn., Vega currently resides in Morrisville, N.C.

BOB WELTON

COLLEGE AREA SCOUT



Bob Welton is in his eighth season as a college scout for the Browns. His first two years with the team were spent as the teams BLESTO scout in charge of covering the Midwest. Prior to joining the club, he served seven years as a head high school football coach. Welton spent the 2003 season with Coloma (Mich.) High School where he guided the team to its first undefeated season and

first playoff victory in school history. For his efforts, he was named Lakeland Conference and MHSFCA Region 5 Coach of the Year.

Welton spent the previous six seasons as head coach at South Haven (Mich.) High School where he helped revive the program and

rebuild the school's football stadium. Welton also served as head track coach at South Haven from 2001 until his departure. He taught physical education at the school from 1997 until 2003, when he began teaching special education.

Welton also has coached baseball and served as an assistant varsity football coach at Adrian (Mich.) High School from 1990-96.

Welton was born in Toledo, Ohio and grew up in Luna Pier, Michigan, where he attended Erie-Mason High School. He earned a bachelor's degree in physical education/health from Adrian (Mich.) College, where he played quarterback and was part of two MIAA championship teams. Welton did his post-graduate work at both Eastern Michigan University and Grand Valley State University.

Welton and his wife, Laura, have a son, Tye (4), and a daughter, Brooke (2), and reside in Boise, Idaho.

FOOTBALL SUPPORT STAFF

CHAD BOGARD

DIRECTOR, VIDEO



Chad Bogard is in his third season as the Browns' video director, having re-joined the club in 2009. His first stint with the team was from 1999-2000 when he served as assistant video director.

Along with assistants Rob Pavlas and George Momirovic, Bogard handles all of the audio/visual needs for coaches, player personnel staff and

players. They record all practices and games, breaking each down into smaller elements to provide the team with as much detail as possible for game and opponent preparation.

Prior to re-joining the Browns, Bogard spent the previous eight seasons (2001-08) as the video coordinator for the University of Pittsburgh foot-

ball team. He also supervised the video production for the school's 19 varsity sports. In his final year at Pitt, he was the Big East Conference representative for the College Sports Video Association.

In addition to the Browns, Bogard was an assistant video director in the NFL with the New Orleans Saints for two years (1997-98). He also spent one season as an assistant with the Scottish Claymores of the World League of American Football.

Bogard, who earned his degree in broadcast journalism from the University of Wisconsin-River Falls, first served as an intern with the Kansas City Chiefs from 1996-97.

Chad is married (Renee) and has two sons, Kyler (12) and Marco (5).

BRAD MELLAND

HEAD EQUIPMENT MANAGER



Brad Melland is in his seventh season as the Browns' equipment manager after serving as the assistant equipment manager for the Seattle Seahawks the previous seven seasons (1998-2004). He is responsible for ordering and issuing all playing equipment for the club. Along with assistants Jim McLaughlin and Jeff Inderhees, Melland coordinates the transport of equipment on all road

trips. He and his staff also play an important role in the progression of all team practice sessions, including operation of the clock and maintenance of the practice script.

Prior to his stint in Seattle, Melland worked in three other professional leagues, with the most recent being the Montreal Alouettes of the Canadian Football League (1996-98), where he was the assistant director of football operations, head equipment manager and travel coordinator.

Melland also has experience with the Baltimore Stallions (1994-95) of the CFL, the World League's Rhein Fire (1995) and Orlando Thunder (1991-1992) and the Arena Football League's Tampa Bay Storm (1993).

Melland is a native of Williston, North Dakota and a graduate of Williston High School and the University of North Dakota, where he earned his BBA in management. Melland and his wife, Tanya, a native of Montreal, have four children, Christopher (12), Caeli (10), Jaime (9) and Jace (5).

AARON SHEA

DIRECTOR, PLAYER ENGAGEMENT



Aaron Shea is in his fourth year on the Browns' administrative staff and first as the team's director of player engagement. He spent the previous three seasons as a sales associate in suite operations.

Shea originally joined the Browns as a fourth-round selection (110th overall) in the 2000 NFL Draft. He appeared in 65 regular season games from 2000-

05 and totaled 97 career receptions for 851 yards with seven touchdowns. In 2006, Shea joined the San Diego Chargers but missed the entire season due to an injury.

A four year letterman (1996-99) at the University of Michigan, Shea appeared as both a fullback and tight end with the Wolverines. During his collegiate career, he totaled 68 receptions for 574 yards with five touchdowns, while adding 104 rushing yards on 27 attempts. He helped Michigan capture the 1997 National Championship. Shea earned his degree in sports management and communications.

A native of Ottawa, Ill., Shea and his wife, Caitlin, have two daughters, Cadence and Ireland, and a son, Kinzy.

JOE SHEEHAN

HEAD ATHLETIC TRAINER



Joe Sheehan is entering his third season as the Browns' Head Athletic Trainer after spending one year (2008) as the coordinator of athletic training and sports medicine at the University of Arkansas.

Working closely with assistants Andre Tucker and Gordon Williams, Sheehan is responsible for managing the day-to-day care of Browns players in

coordination with team physicians. In addition, Sheehan and his staff work synonymously with the club's strength and conditioning staff, creating a true team approach to the overall care of Browns players.

With the Razorbacks, Sheehan coordinated and managed the medical care for more than 450 student-athletes competing for the Razorbacks in 19 intercollegiate sports. He also served as the lead athletic trainer for the school's football team.

The 2011 season will mark Sheehan's 12th in NFL on a full-time basis, having spent his first nine years in the league as a member of the athletic training staff of the Jacksonville Jaguars, including the final three as an assistant athletic trainer and the director of rehabilitation. In that role, Sheehan developed and administered player rehabilitation protocols for the organization. He was responsible for all aspects of medical documentation. Sheehan also assisted with the design and implementation of the team's offseason strength and conditioning program.

Sheehan is a certified athletic trainer (ATC), a certified strength and conditioning specialist (CSCS), certified performance enhancement specialist (PES) and a certified corrective exercise specialist (CES).

Sheehan began his affiliation with the Jaguars as a seasonal athletic trainer in 1997. In the spring of 1998, he served as an assistant athletic trainer for the Barcelona Dragons as part of NFL Europe. He returned to the Jaguars as a seasonal athletic trainer in the fall of 1998 before being hired full-time by Jacksonville in 1999. He was promoted three times on the Jaguars' staff before assuming his most recent position in June 2005. In 2003, he was part of a staff that earned the distinction as the NFL Athletic Training Staff of the Year.

Sheehan earned his bachelor's of science degree from the University of Connecticut in 1997. He was a member of the Dean's List and National Honor Society at UConn. He earned his master's of science degree in exercise science and health promotion/rehabilitation science from California University of Pennsylvania in 2007.

He is a member of the National Athletic Trainer's Association, the National Strength and Conditioning Association, the National Academy of Sports Medicine, and the Professional Football Athletic Trainer's Society, where he served on the organization's executive committee and the education committee.

Sheehan and his wife, Lisa, have two daughters, Rachel and Kelsey, and a son, Brendan.

CLEVELAND BROWNS STAFF



Whitney Aldrich
Account Executive -
Season Ticket Sales



Todd Argust
Director -
Stadium Operations



Cassandra Baskin
Guest Relations Manager -
Club Members



Ryan Beech
Manager -
Ticket Operations



Ross Benjamin
Manager - Security



Jessica Berkshire
Guest Relations
Representative -
Club Members



Reagan Berube
Director -
Content & Production



Drew Boatner
Coordinator -
Content & Production



Beth Brand
Manager -
Special Events



Mike Brown
Account Executive -
Club Level



Ryan Buckley
Coordinator - Web



Rob Byrne
Manager -
Corporate Sales



Shannon Carlin
Executive Assistant -
Owner



Seamus Carr
Manager -
Corporate Sales



Kelly Carroll
Manager - Browns
Backers Global



Vic Carucci
Senior Editor



Brittany Castle
Coordinator - Sales



Chris Cola
Coordinator -
Berea Facilities



Andy Cottle
Account Executive -
Season Ticket Sales



Brandon Covert
Director -
Information Technology



Jud Covert
Network Analyst



Alex Cvjetinovic
Account Executive -
Club Level



Phil Dangerfield
Director - Operations



Paul DeMarco
Security Officer



Jason Dendinger
Account Executive -
Group Sales



Michele DeScioli
Manager - Browns
Backers Regional



Tony Dick
Manager -
Alumni Relations



Clete Diener
Coordinator -
Stadium Facilities



Veronica Dubravetz
Manager -
Suite Sales & Service



Joe Engel
Coordinator - Stadium
Operations




Jason England
Director - Club
Level Sales



Eric Eucker
Assistant Groundskeeper



Steve Eyerman
Manager -
Stadium Operations



Aaron Firlotte
Account Executive -
Season Ticket Sales



Matt Florjancic
Staff Writer



Kevin Friedman
Account Executive -
Season Ticket Sales



Chris Gallagher
Vice President - Ticket
Sales & Service



Rachel Garofolo
Coordinator -
Marketing Services



Simon Gelan
Coordinator - Operations



Mike Good
Coordinator -
Stadium Operations



Bonnie Gordon
Executive Assistant



Mark Gorenc
Account Executive -
Season Ticket Sales



Neal Gulkis
Vice President -
Media Relations



Rich Hanchette
Coordinator -
Scoreboard Operations



Renee Harvey
Director -
Community Outreach



Marcus Hendrickson
Player Personnel Assistant



Seth Hooker
Software Developer



Russell Horn
Assistant Groundskeeper



Jamir Howerton
Manager - Content &
Production



Bridget Huzicka
Manager -
Client Services



Jeff Inderhees
Assistant Equipment
Manager




David Jenkins
Senior Vice President -
Finance & Administration



Blake Johns
Coordinator -
Special Events



Linwood Jones
Database Analyst




Deb Kruszynski
Executive Assistant -
Player Personnel



John LaForce
Guest Relations
Representative -
Season Tickets



Eric Lapointe
Director - Season & Group
Ticket Sales



David Lee
Senior Manager -
Ticket Operations




David Lowry
Network Administrator



Dino Lucarelli
Alumni Relations



Kevin Mack
Alumni Relations



Sue Majewski
Payroll Administrator




Matt Mastrangelo
Group Sales Manager



Kat Mathis
Associate in the
Office of the
Senior Vice President




Jim McLaughlin
Assistant Equipment
Manager



Carolyn Mech
Executive Assistant



Carol Meier
Receptionist



Lew Merletti
Senior Vice President -
Security



Carl Meyer
Vice President - Security



Kyle Millen
Manager -
Scoreboard Operations



Lisa Miller
Guest Relations
Representative -
Season Tickets



Paul Mocho
Director - Corporate Sales



Chris Modarelli
Art Director



George Momirovic
Video Assistant



George Muller
Director -
Creative Services



Dan Murphy
Coordinator -
Media Relations



Dana Nagel
Director -
Media Sales



Jen Nawalaniec
Manager -
Marketing Services



Mike Nikolaus
Director -
Administration



Neal Pate
Assistant Head
Groundskeeper



Jeff Patton
Network Manager



Michael Patton
Senior Manager -
Season Ticketing



Rob Pavlas
Assistant Video Director



Kyle Pedlar
Account Executive -
Season Ticket Sales



John Penhollow
Vice President - Corporate
Sales & Service



Nicole Peters
Director -
Client Services



Donna Podolak
Executive Assistant



Chris Powell
Head Groundskeeper



Brett Reynolds
Vice President - Marketing



Laurie Rice
Controller



Rico Rivera
Guest Relations Manager -
Season Tickets



Megan Rogers
Director -
Legal Affairs



Jim Ross
Senior Vice President -
Business Development



Ken Rundle
Manager - Training
Facility Security



Gregory Rush
Director -
Finance



Erica Salinas
Manager -
Private Events



Cari Savage
Executive Assistant



Mark Schiefelbein
Vice President -
Football Operations



John Schulze
Director -
Ticket Operations



Aaron Shea
Director -
Player Engagement



C.C. Slocum
Coordinator -
Human Resources



Brian Smith
Coordinator -
Media Relations



Pamela Smith
Assistant Controller



Sharon Smith
Guest Relations
Representative -
Season Tickets



Lindsay Spieler
Executive Assistant




Scott Springer
Grounds Supervisor



Matt Srodek
Manager -
Berea Facilities



Mark Stoves
Dockmaster



Sam Summerville
Player Personnel Assistant



Nick Surace
Account Executive -
Season Ticket Sales



Paul Taylor
Coordinator - Content &
Production



Jenner Tekanic
Manager -
Community Outreach




Casey Thompson
Coordinator -
Shipping & Receiving



Chris Tipton
Account Executive -
Group Sales



Kristin Toth
Manager -
Client Services



Andre Tucker
Assistant Athletic Trainer



Lauren Voorhies
Director -
Guest Relations



Iman Warren
Account Executive -
Group Sales



Gordon Williams
Assistant Athletic Trainer



Jermel Wilkerson
Web Manager



Matt Wilson
Manager -
Corporate Sales



Jeff Witt
Assistant Groundskeeper



Matt Yunker
Coordinator -
Community Outreach



JOIN THE CLUB

One Of The Largest Fan Clubs In All Of Sports!

Learn more and sign up today
at BrownsBackers.org



Proud Supporter of Browns Backers Worldwide

MIKE ADAMS



20

DEFENSIVE BACK

HEIGHT: 5-11 • **WEIGHT:** 200

COLLEGE: Delaware

BIRTHDATE: March 24, 1981

HOW ACQUIRED: FA - 2007

YEAR WITH BROWNS: 5TH • **YEAR IN NFL:** 8TH



CAREER TRANSACTIONS

Originally signed by San Francisco as an undrafted free agent on April 28, 2004... Waived by San Francisco on September 4, 2004... Signed by San Francisco to the practice squad on September 6, 2004... Signed by San Francisco to the active roster on November 13, 2004... Signed by Cleveland as a free agent on April 2, 2007... Re-signed by Cleveland as an unrestricted free agent on March 6, 2009.

SEASONAL REVIEWS

2010: Appeared in 15 games with two starts... Posted 34 tackles, a sack, two interceptions and six pass breakups on defense... Added 12 stops on special teams, a figure that was third on the squad... Part of a kickoff coverage group that led the NFL by allowing an average of only 17.8-yards per return... Interception total tied for second on the team... Started at safety and registered seven tackles and an interception in opener at Tampa Bay (9/12)... Also accounted for a team-high three passes defended... Downed a punt at the Falcons' 1-yard line in game vs. Atlanta (10/10)... Sacked Mark Sanchez for a loss of 10 yards against New York Jets (11/14)... Was inactive for game at Jacksonville (11/21) with an abdominal injury... At Miami (12/5), intercepted a Chad Henne pass that was tipped by David Bowers, and returned it 25 yards to the Dolphins' 2-yard line with 54 seconds to play... That led to Phil Dawson's 23-yard game-winning field goal as time expired.

2009: Played in all 16 games with nine starts, including six at cornerback and three at safety... Tallied 61 tackles, one sack, one fumble recovery and eight passes defended on defense... Totaled 10 stops on special teams, a figure which was fourth on the club... Also played a key role on kickoff coverage, helping the Browns to a league-best defensive kickoff return average of 18.9... Tied a career-high with 10 tackles at Cincinnati (11/29)... Recorded a sack against Oakland (12/27) on third-and-three from the Browns' 10-yard line, forcing the Raiders to kick a field goal as the Browns went on for a 23-9 victory.

2008: Played in 14 games with five starts at strong safety... Picked off a Joe Flacco pass in the end zone at Baltimore (9/21), his first interception as a Brown... Second interception of the year came in 20-12 win at Cincinnati (9/28) as the Browns held the Bengals to 211 yards of total offense.

2007: Ranked second on the team with 18 special teams tackles... Made his Browns debut in the opener vs. Pittsburgh (9/9)... Recorded his

second career sack, at Baltimore (11/18), and also recovered a fumble... Sustained a right knee injury in the third quarter at Cincinnati (12/23) and was placed on Injured Reserve on Dec. 24.

2006: Started seven games at free safety and one contest at cornerback in his third season with the 49ers... Recorded a career-high 10 tackles in the opener at Arizona (9/10).

2005: Totaled a career-high 10 starts, including nine at free safety and one at left cornerback... Tied for the team lead with four interceptions... In the opener vs. St. Louis (9/11), picked off a Marc Bulger pass with less than 1:00 left in regulation to preserve a 28-25 win... Made his first career start, at free safety, against Arizona in Mexico City (10/2)... Recovered a fumble in end zone vs. Indianapolis (10/9) to prevent potential touchdown... In finale vs. Houston (11/06), scored his first career touchdown when he intercepted a Tony Banks pass and raced 40 yards for a score... Came up with his second interception of the game in overtime as he then lateraled to Ben Emanuel, setting up the game-winning field goal in the 49ers' 20-17 win.

2004: Joined the 49ers as an undrafted free agent and spent the first eight weeks of the season on the practice squad... Appeared in eight games... Made NFL debut vs. Carolina (11/14) and recovered a fumble on special teams... Registered first career interception after picking off an A.J. Feeley pass vs. Miami (11/28).

COLLEGE

Started 23 of 43 career games at the University of Delaware (2000-03)... Posted 213 tackles, 11 interceptions and 14 pass breakups... His 11 interceptions ranked 11th in school history... Was a team captain his senior year as he helped the team to the NCAA Division I-AA national championship in a 40-0 win over Colgate in 2003... Graduated with a degree in communications.

PERSONAL

Born Michael Carl Adams in Paterson, N.J... Prepped at Passaic Tech (Wayne, N.J.) High School... Inducted in the Passaic Tech Hall of Fame in 2009 and had his jersey retired in 2010... His grammar school, P.S. #6, renamed its gym in his honor... Nicknamed "Pops" by grandmother... Helped his team to the New Jersey Group 4 state title in 1998... Also lettered in track and baseball... Received a community service award from the House of Representatives and the New Jersey State Senate for his community service and volunteer work... Along with childhood friend Gerald Hayes, has a joint foundation named the Rising Stars Foundation to assist underprivileged youth... Active in the Cleveland community, volunteering at numerous events and founded the "Mike Adams' Rising Stars" season ticket program which provided tickets, apparel and food for the "I am Not a Hero" organization... Hosts an annual bowling event and football camp in New Jersey... Has a daughter (Maya).

ADAMS' SINGLE-GAME CAREER HIGHS

TACKLES: 10 at Arizona 9/10/06; at Cincinnati 11/29/09

SACKS: 1, four times, most recent vs. New York Jets 11/14/10

INTERCEPTIONS: 2 vs. Houston 1/1/06

INT RETURN YARDS: 36 vs. Houston 1/1/06

LONG INT RETURN: 40t vs. Houston 1/1/06

RECOVERED FUMBLE: 1, three times, most recent at Baltimore 9/27/09

DEFENSIVE SCORES: 1 vs. Houston 1/1/06 (40-yard INT return for TD)

M. ADAMS' CAREER DEFENSIVE STATISTICS

Year	Team	Tackles						Interceptions					Fumbles			Sp. T	
		GP	GS	Tot	Solo	Asst	Sk	Yds	No.	Yds	Lg	TD	PD	FF	FR	Yds	Tackle
2004	San Francisco	8	0	4	2	2	0.0	0.0	1	0	0	0	1	0	0	0	5
2005	San Francisco	14	10	68	55	13	1.0	5.0	4	40	40	1	2	0	1	0	3
2006	San Francisco	16	8	67	53	14	0.0	0.0	0	0	0	3	0	0	0	12	
2007	Cleveland	15	0	10	8	2	1.0	7.0	0	0	0	2	0	0	0	18	
2008	Cleveland	14	5	42	20	22	0.0	0.0	2	18	18	0	1	0	1	4	
2009	Cleveland	16	9	61	52	9	1.0	6.0	0	0	0	8	0	1	0	10	
2010	Cleveland	15	2	34	31	3	1.0	10.0	2	51	26	0	6	0	0	12	
NFL	Totals	98	34	286	221	65	4.0	28.0	9	109	40	1	23	0	3	64	

Additional Special Teams Stats: Forced Fumbles: 1 in 2005; Fumble Recoveries: 1 in 2004, 1 in 2007 for a total of 2

MARCUS BENARD



58
DEFENSIVE LINE

HEIGHT: 6-2 • WEIGHT: 256

COLLEGE: Jackson State

BIRTHDATE: July 26, 1985

HOW ACQUIRED: FA - 2009

YEAR WITH BROWNS: 389 • YEAR IN NFL: 389



CAREER TRANSACTIONS

Originally signed by Cleveland as an undrafted free agent on May 1, 2009... Waived by Cleveland on September 6, 2009... Signed by Cleveland to the practice squad on September 9, 2009... Signed by Cleveland to the active roster on November 9, 2009.

SEASONAL REVIEWS

2010: Saw action in 15 games with two starts... Led the team with 7.5 sacks and posted 26 tackles... Added a pair of pass breakups and two stops on special teams... Returned four kickoffs for 26 yards... Recorded 1.5 sacks in opener at Tampa Bay (9/12) in first career start... Also registered sacks vs. Kansas City (9/19), vs. Atlanta (10/10), at New Orleans (10/24), vs. New York Jets (11/14), at Jacksonville (11/21) and at Buffalo (12/12).

2009: Spent the first nine weeks of the season on the practice squad before making his NFL debut against Baltimore (11/16)... Played in six games in a reserve role and tallied 11 tackles and 3.5 sacks on defense, with three stops on special teams... Recorded a career-high two sacks against Pittsburgh (12/10)... Became the first Browns rookie to record a multi-sack game since Kamerion Wimbley registered two against Tampa Bay (12/24/06)... Finished the season tied for sixth among all NFL rookies with 3.5 sacks, despite seeing action in just six contests.

COLLEGE

Key member of defensive unit at Jackson State University (2007-08), earning All-Southwestern Athletic Conference honors as a senior... Logged 80 tackles and 16 sacks in 2008... Saw action in all 12 games as a junior, racking up 45 tackles and nine sacks... Had 33 tackles and nine sacks in five games for Grand Rapids Community College in 2006 and 43 tackles and 12 sacks in 2005... Earned his associates degree from Grand Rapids and majored in criminal justice at Jackson State.

PERSONAL

Born in Adrian, Mich. and played tight end at Ypsilanti (Mich.) High School... Named to the All-District team and to Seniors of America List... Named to the Dean's List... Active in the Cleveland community and founded the "Benard's Bunch" season ticket program which provided tickets, apparel and food for the Christ Temple Ministries... Plays the piano, organ, guitar, drums and saxophone... Played in his high school band... Has three sons (Domanic, Marcus Jr. and Ashai).

BENARD'S SINGLE-GAME CAREER HIGHS

TACKLES: 5 at Buffalo 12/12/10

SACKS: 2 vs. Pittsburgh 12/10/09

BENARD'S CAREER DEFENSIVE STATISTICS

Year	Team	Tackles						Interceptions					Fumbles			Sp. T	
		GP	GS	Tot	Solo	Asst	Sk	Yds	No.	Yds	Lg	TD	PD	FF	FR	Yds	Tackle
2009	Cleveland	6	0	11	8	3	3.5	23.0	0	0	0	0	0	0	0	0	3
2010	Cleveland	15	2	26	16	10	7.5	33.0	0	0	0	2	0	0	0	2	
NFL	Total	21	2	37	24	13	11.0	56.0	0	0	0	2	0	0	0	5	

Additional Special Teams Stats: 4 kickoff returns for 26 yards (6.5 avg.) with a long of 11

SHELDON BROWN



24
DEFENSIVE BACK


HEIGHT: 5-10 • **WEIGHT:** 200

COLLEGE: South Carolina

BIRTHDATE: March 19, 1979

HOW ACQUIRED: TR. (PHI) - 2010

YEAR WITH BROWNS: 2ND • **YEAR IN NFL:** 10TH



CAREER TRANSACTIONS

Originally drafted by Philadelphia in the second round (59th overall) of the 2002 NFL Draft... Traded to Cleveland along with Chris Gocong for Alex Hall, a 2010 fourth-round selection and a 2010 fifth-round selection on April 6, 2010.

SEASONAL REVIEWS

2010: Started all 16 games, extending consecutive regular season games played streak to 144... Tallied 63 tackles, two interceptions and 10 passes defended... Interception and pass breakup totals tied for second on the squad... Recorded his 20th career interception after picking up his 100th career start, vs. Kansas City (9/19)... Also recorded an interception off Drew Brees at New Orleans (10/24)... Posted a season-high 10 tackles vs. Carolina (11/28).

2009: Started all 16 games with the Eagles and tied for eighth in the NFC with a career-high five interceptions... Scored defensive touchdowns in consecutive weeks with a career-long 83-yard interception return for a touchdown at Atlanta (12/6) and a 60-yard fumble recovery for a score at N.Y. Giants (12/13)... Recorded second multi-interception game of his career with two picks at Carolina (9/13)... Also registered interceptions against Tampa Bay (10/11) and Dallas (11/8).

2008: Started 15 of 16 games... Selected to *USA Today's* All-Joe team... Appeared in his 100th career regular season game, at Chicago (9/28)... Registered his seventh career sack, at Cincinnati (11/16)... Recorded an interception against Dallas (12/28), which led to an Eagles touchdown.

2007: Opened all 16 contests for the fourth consecutive season... Intercepted a Brett Favre pass at Green Bay (9/9) leading to a Philadelphia field goal... Picked off a Chad Pennington pass at the New York Jets (10/14), which led to an Eagles field goal... Also batted down a pass in the end zone on fourth-and-one with 3:32 to thwart a Jets drive that would have tied the game... Recorded an interception and forced a fumble against Seattle (12/12).

2006: Started all 16 games... Picked off a Mark Brunell pass against Washington (11/12) and returned it 70 yards for a touchdown... Recorded first career playoff interception in Wild Card Game against the New York Giants (1/7/07).

2005: Tied for the NFL lead with two defensive scores... Finished the season as one of three players (Adalius Thomas and Andre Dyson) to return an interception and a fumble for a touchdown... Turned in first multi-interception game with two off Trent Green at Kansas City (10/3),

returning the first interception 40 yards for his first career touchdown... Recovered a Keyshawn Johnson fumble and returned it 80 yards for a score at Dallas (10/9), his second touchdown in as many games... Added interceptions against the New York Giants (12/11) and at Arizona (12/24).

2004: Opened all 16 games for the first time... Tied for fifth in the NFL among defensive backs with a career-high three sacks... Notched a career-high 16 tackles at Pittsburgh (11/7)... Earned NFC Defensive Player of the Week honors after turning in an interception and a sack against Dallas (12/19).

2003: Appeared in all 16 games with three starts... Turned in a career-high 19 special teams tackles... Earned his first career start, against Washington (10/5)... Recorded an interception off Quincy Carter against Dallas (12/7), setting up an Eagles touchdown.

2002: Appeared in all 16 games in rookie season... Added 12 special teams tackles... Made NFL debut at Tennessee (9/8)... Dropped Jeff Garcia for his first career sack, at San Francisco (11/25)... Recorded first career interception, against Dallas (9/22) off a Quincy Carter pass.

COLLEGE

A three-year starter and four-year letterman at the University of South Carolina (1998-2001)... Recorded 204 tackles and 10 interceptions during his collegiate career... Earned All-Southeastern Conference honors as a junior and senior... As a senior, was a semi-finalist for the 2001 Jim Thorpe Award, given to the nation's premier defensive back... Became the first player in school history to lead the team in interceptions in three seasons... Also played right field and designated hitter for the baseball team... Graduated with a degree in sports administration.

PERSONAL

Born Sheldon Dion Brown in Fort Lawn, S.C... Prepped at Lewisville (Richburg, S.C.) High School and helped the football team to a Class A state title as a senior after he rushed for 2,020 yards and 31 touchdowns... Named the 1996 Associated Press South Carolina Player of the Year... Also earned all-state honors in both basketball and baseball... Active in the Cleveland community and founded the "Brown's Corner" season ticket program which provided tickets, apparel and food for the Lupus Foundation of America organization... Is an avid golfer... Is a spokesman for the Lupus Foundation of America as his grandfather passed away from the disease and his father currently has it... Aspires to become the head football coach at Lewisville High School and has led several strength and conditioning workouts there during the offseason... Established a charity entitled "Brown's Corner", which is a co-pilot program from Brown's former high school which is designed to help student athletes excel both academically and athletically... Owns a landscaping business based in Rock Hill, S.C... The best man at his wedding was college teammate and current Broncos defensive back André Goodman... The two plan on building a Boys Home in South Carolina after retirement... Married (Jenny) with a son (Sheldon Jr.) and a daughter (Simone Lacaya).

BROWN'S SINGLE-GAME CAREER HIGHS

TACKLES: 16 at Pittsburgh 11/7/04

SACKS: 1, seven times, most recent at Cincinnati 11/16/08

INTERCEPTIONS: 2 at Kansas City 10/3/05; at Carolina 9/13/09

INT RETURN YARDS: 83 at Atlanta 12/6/09

LONG INT RETURN: 83 at Atlanta 12/6/09

FUMBLE RECOVERIES: 1 at Dallas 10/9/05; at N.Y. Giants 12/13/09

FORCED FUMBLES: 1, seven times, most recent vs. S.F. 12/20/09

DEFENSIVE SCORE: 1, five times, most recent at Atlanta 12/6/09 (83-yard INT return for TD)

PBU: 5 at Green Bay 11/27/05

Career Interception Returns for TD (3)

83t at Atlanta 12/6/09

70t vs. Washington 11/12/06

40t at Kansas City 10/2/05

Career Fumble Returns for TD (2)

80t at Dallas 10/9/05

60t at N.Y. Giants 12/13/09

S. BROWN'S CAREER DEFENSIVE STATISTICS

Year	Team	Tackles						Interceptions					Fumbles				Sp. T Tackle
		GP	GS	Tot	Solo	Asst	Sk	Yds	No.	Yds	Lg	TD	PD	FF	FR	Yds	
2002	Philadelphia	16	0	15	9	6	1.0	9.0	2	41	29	0	1	1	0	0	12
2003	Philadelphia	16	3	55	38	17	1.0	1.0	1	10	10	0	10	1	0	0	19
2004	Philadelphia	16	16	94	72	22	3.0	25.0	2	33	33	0	13	1	0	0	1
2005	Philadelphia	16	16	57	42	15	1.0	11.0	4	67	40t	1	14	1	1	80	0
2006	Philadelphia	16	16	59	46	13	0.0	0.0	1	70	70t	1	5	0	0	0	0
2007	Philadelphia	16	16	75	54	21	0.0	0.0	3	3	3	0	18	1	0	0	0
2008	Philadelphia	16	15	55	39	16	1.0	7.0	1	23	23	0	20	1	0	0	0
2009	Philadelphia	16	16	68	45	23	0.0	0.0	5	152	83t	1	17	1	1	60	0
2010	Cleveland	16	16	63	51	12	0.0	0.0	2	0	0	0	10	0	0	0	0
NFL	Totals	144	114	541	396	145	7.0	53.0	21	399	83t	3	108	7	2	140	32

S. BROWN'S CAREER PLAYOFF DEFENSIVE STATISTICS

Year	Team	Tackles						Interceptions					Fumbles				Sp. T Tackle
		GP	GS	Tot	Solo	Asst	Sk	Yds	No.	Yds	Lg	TD	PD	FF	FR	Yds	
2002	Philadelphia	2	0	0	0	0	0.0	0.0	0	0	0	0	0	0	0	0	0
2003	Philadelphia	2	1	5	5	0	0.0	0.0	0	0	0	0	0	0	0	0	0
2004	Philadelphia	3	3	8	7	1	0.0	0.0	0	0	0	0	5	0	0	0	0
2006	Philadelphia	2	2	6	6	0	0.0	0.0	1	7	7	0	4	0	0	0	0
2008	Philadelphia	3	3	4	2	2	0.0	0.0	0	0	0	0	2	0	0	0	0
2009	Philadelphia	1	1	6	6	0	0.0	0.0	0	0	0	0	0	0	0	0	0
NFL	Totals	13	10	29	26	3	0.0	0.0	1	7	7	0	11	0	0	0	0

TITUS BROWN

59
LINEBACKER

HEIGHT: 6-3 • WEIGHT: 250**COLLEGE: Mississippi State****BIRTHDATE: March 27, 1986****HOW ACQUIRED: FA - 2008****YEAR WITH BROWNS: 4TH • YEAR IN NFL: 4TH****SEASONAL REVIEWS**

2010: Appeared in a career-high 13 games, all in a reserve role... Was credited with one tackle on defense and 11 stops on special teams, a figure that was fourth on the club... Part of a kickoff coverage group that led the NFL by allowing an average of only 17.8-yards per return... Tallied three special teams stops vs. N.Y. Jets (11/14).

2009: Spent the first 15 weeks of the season on the Browns' practice squad... Played in a reserve role against Oakland (12/27) and was inactive for finale against Jacksonville (1/3/10).

2008: Signed from the practice squad to the active roster and made NFL debut playing on special teams at Tennessee (12/7)... Played on special teams the final four games of the regular season.

COLLEGE

Four-year letterman at Mississippi State University (2004-07) where he played in 44 games, with 30 starts, and totaled 170 tackles, 18.5 sacks, three forced fumbles and one recovered fumble... As a senior was a second-team All-Southeastern Conference selection when he had a career-high eight sacks and 43 tackles... As a junior was a second-team All-SEC pick with 7.5 sacks... Named to the All-SEC freshman team... Majored in interdisciplinary studies.

PERSONAL

Born Titus Markeith Brown in Tuscaloosa, Ala., where he attended Hillcrest High School... Played linebacker and also lettered in track... Considers himself a movie buff and enjoys bowling... Has a son (Tyson Machi).

CAREER TRANSACTIONS

Originally signed by Miami as an undrafted free agent on May 1, 2008... Waived by Miami on August 31, 2008... Signed by Cleveland to the practice squad on September 1, 2008... Signed by Cleveland to the active roster on November 26, 2008... Waived by Cleveland on September 5, 2009... Signed by Cleveland to the practice squad on September 7, 2009... Signed by Cleveland to the active roster on December 26, 2009... Waived by Cleveland on September 9, 2010... Signed by Denver to the practice squad on September 14, 2010... Signed by Cleveland to the active roster on September 22, 2010.

T. BROWN'S CAREER DEFENSIVE STATISTICS

Year	Team	Tackles						Interceptions					Fumbles				Sp. T
		GP	GS	Tot	Solo	Asst	Sk	Yds	No.	Yds	Lg	TD	PD	FF	FR	Yds	Tackle
2008	Cleveland	4	0	0	0	0	0.0	0.0	0	0	0	0	0	0	0	0	1
2009	Cleveland	1	0	0	0	0	0.0	0.0	0	0	0	0	0	0	0	0	
2010	Cleveland	13	0	1	1	0	0.0	0.0	0	0	0	0	0	0	0	11	
NFL	Total	18	0	1	1	0	0.0	0.0	0	0	0	0	0	0	0	12	

JOSHUA CRIBBS



16
WIDE RECEIVER

HEIGHT: 6-1 • WEIGHT: 215

COLLEGE: Kent State

BIRTHDATE: June 9, 1983

HOW ACQUIRED: FA - 2005

YEAR WITH BROWNS: 7TH • YEAR IN NFL: 7TH



CAREER TRANSACTIONS

Signed by Cleveland as an undrafted free agent on April 29, 2005.

Pro Bowl Selections: 2 (2007, 2009).

CAREER HIGHLIGHTS

NFL career leader with eight kickoff return touchdowns... Named as the kick returner on the 2000s NFL All-Decade Team... Enters the 2011 season ranked fifth in total return touchdowns (10), eighth all-time in kickoff return yards (7,863) and ninth in total return yards (9,172)... Franchise career leader in kickoff returns (305), kickoff return yards (7,863) and kickoff return average (25.8)... Ranks as the Browns' single-season leader in combined net yards (2,510 in 2009), kickoff returns (61 in 2006), kickoff return yards (1,809 in 2007) and kickoff return scores (3 in 2009)... Franchise single-game leader in combined net yards (316 on 12/20/09), kickoff return yards (269 on 12/20/09), kickoff return scores (2 on 12/20/09) and kickoff return average (51.0 on 11/11/07).

SEASONAL REVIEWS

2010: Voted a co-captain on special teams and played in 15 games with five starts... Caught 23 passes for 292 yards and a touchdown, rushed for 66 yards on 20 carries and completed 2 of 3 pass attempts for 19 yards... Returned 40 kickoffs for a 20.4-yard average with a long of 37 and fielded 20 punts for an 8.4-yard average... Set a career-high with 74 receiving yards on three receptions, including a career-long 65-yard touchdown reception from Seneca Wallace, against Kansas City (9/19)... Tied a career-best with five receptions, totaling 58 yards, and rushed for 20 yards on two carries at Baltimore (9/26)... Fielded a Saints punt following the first series of the game at New Orleans (10/24), and lateraled across the field to Eric Wright, who ran 62 yards to the Saints' 19, setting up a Phil Dawson field goal, and giving the Browns a 3-0 lead in a game they would go on to win, 30-17... Was inactive at Jacksonville (11/21) with a foot injury sustained the previous week against the Jets (11/14).

2009: Voted a co-captain on special teams, started 12 of the 16 games in which he played... Caught 20 passes for 135 yards with one touchdown and rushed for 381 yards with one touchdown on 55 carries... Rushing totals, which were third-most on the team, came primarily out of Wildcat formation... Also attempted four passes with one completion for 18 yards and an interception... Returned 56 kickoffs for a 27.5 avg. with three touchdowns - 103, 100 and 98 yarders... Fielded 38 punts for an 11.9 avg. with a 67-yarder for a touchdown... Punt return average was second in the AFC and fourth in the NFL... Kickoff return average led the AFC and was third in the NFL... Led the NFL with 1,994 total kickoff and punt return yards, the fourth-highest single-season figure in NFL annals... With 2,214 return yards in 2007, he holds two of the top four season totals in NFL history... Finished with 2,510 all-purpose yards, the fifth-highest single-season total in NFL history... His three kickoff returns for touchdowns tied for the third-most in NFL annals, trailing only the four by Cecil Turner (Chicago, 1970) and Travis Williams (Green Bay, 1967)... His four total return scores and three from kickoffs are both Browns single-season records... Was named AFC Special Teams Player of the Month for December/January when he returned 17 kickoffs for a 31.0-yard average with two touchdowns and fielded 14 punts for a 9.7-yard average... Earned AFC Special Teams Player of the Week honors back-to-back times for Weeks 14 and 15... Voted as the return specialist for the AFC Pro Bowl squad... First-team All-Pro selection by the Associated Press... Selected to SI.com's All-Pro team... Also named to the Pro Football Weekly/Professional Football Writers of America All-NFL team... Surpassed 1,000 kickoff return yards for the fifth straight season to open his career, the first player in NFL history to accomplish that feat... With 60 kickoff return yards at Buffalo (10/11), he became the third player to amass more than 6,000 kickoff return yards with one team, joining Brian Mitchell (9,586 with Washington) and Dante Hall (8,644 with Kansas City)... Returned a kickoff 98 yards for a score at Pittsburgh (10/18) to surpass Eric Metcalf as the all-time franchise leader... Rushed for a game and career-high 87 yards on eight carries, including a career-long 37-yard run against Pittsburgh (12/10)... Shined on special teams at Kansas City (12/20), when he averaged 44.8 on six kickoff returns, including touchdowns of 100 and 103 yards... His 100-yarder in the first quarter was his seventh return for a TD in his career, breaking an NFL record... When he returned one 103 yards for a score in the second quarter, he became the ninth player in NFL history to have two kickoff returns for touchdowns in the same game, and the first Brown to do so... Also became just the second NFL player to have two 100-yard kickoff returns in a game (Ted Ginn, 2009)... His 269 kickoff return yards represent the fourth-highest total in NFL history and are a Browns single-game record.

2008: Returned a kickoff for a touchdown for the fourth straight season, marking a franchise best... Led the team in special teams tackles for the third consecutive season, with 26... Voted as a special teams captain at the start of the season... Late in the fourth quarter at Washington (10/19), recorded his first career touchdown reception, a one-yard grab from Derek Anderson with 2:44 remaining... In a 23-17 win at Jacksonville (10/26), recovered a fourth quarter fumble by Brian Witherspoon on kickoff return coverage at the Jacksonville 25-yard line, which led to a 42-yard field goal to open a 23-17 lead... Recorded a 92-yard kickoff return touchdown against Baltimore (11/2), and totaled 237 kickoff return yards and 278 combined return yards in the game (41 punt return), as both totals

were second-most in franchise history... Recorded his first career rushing touchdown with a two-yard score at Buffalo (11/17)... Completed first career pass, an eight-yard strike to Martin Rucker, at Pittsburgh (12/28).

2007: Had a breakout season and earned a Pro Bowl selection... Led the NFL with a 30.7 yard kickoff return average and 1,809 kickoff return yards... Set a franchise record with 1,809 kickoff return yards which ranked second-best in NFL history in a single-season (2,186 MarTay Jenkins, Arizona in 2000)... 2,214 combined return yards (1,809 KOR; 405 PR) also ranked second-best in NFL history in a single season (Michael Lewis, New Orleans in 2002 with 2,432 yards - 1,807 KOR; 625 PR)... Ranked third in the NFL with a 13.5 yard punt return average... Led the club with 23 special teams tackles... Became only the second player in NFL history to average more than 30+ yards on kickoff returns and 10+ yards on punt returns in the same season (Terry Metcalf, St. Louis in 1974 with 31.2 KOR and 13.1 PR)... Twice was named the NFL Special Teams Player of the Month (September and November)... Set a franchise single-game record with 245 kickoff return yards at Baltimore (11/18), and added 61 yards on punt returns for a combined return total of 306 yards, which ranked as the third-highest single-game total in NFL history... Had a 99-yard kickoff return for touchdown at Oakland (9/23), a 100-yard kickoff return for a touchdown at Pittsburgh (11/11), and a 76-yard punt return for a touchdown vs. San Francisco (12/30)... Became the franchise career leader in kickoff return yards with 3,255 yards, surpassing Dino Hall (3,185), at New England (10/7)... Late in the fourth quarter at Baltimore (11/18), had a 39-yard kickoff return to the Cleveland 43-yard line and three plays later Phil Dawson tied the game with a 51-yard field goal at the end of regulation to send the game to overtime... In overtime, took the opening kickoff 41 yards to the Cleveland 41-yard line, and nine plays later, Dawson converted a 33-yard field goal for a 33-30 victory... Converted a two-point conversion when he completed a pass to Kellen Winslow in the fourth quarter at Arizona (12/2).

2006: Led the team with 25 special teams tackles... Named AFC Special Teams Player of the Week after his performance vs. Oakland (10/1) when he returned a pair of kickoffs for a 59.0 yard average... Accounted for his second career kickoff return touchdown with a 92-yard scamper vs. Pittsburgh (11/19)... Made his first career start, as part of a three-wide receiver set, vs. Baltimore (9/24).

2005: Earned a roster spot during training camp as an undrafted rookie... Ranked second on the club with 19 special teams tackles... Returned a kickoff 90 yards vs. Detroit (10/23) for first NFL touchdown... Made NFL debut by playing on special teams vs. Cincinnati (9/11)... Recorded first NFL reception with a seven-yard grab at Oakland (12/18).

COLLEGE

Collegiate QB-turned-WR, was a four-year starter at Kent State University (2001-04)... Finished career as the school's all-time total offense leader with 10,839 yards... Rushed and passed for 1,000 yards in three of four seasons and passed for 55 touchdowns and rushed for another 38 touchdowns during his career... Set eight career, four single-season and two single-game school records... Became the second player in NCAA history with 1,000 yards passing and 1,000 yards rushing in two seasons... Had 12 career games with 100 or more yards both rushing and passing... Set school career records in pass completions (616), attempts (1,123) and yards (7,169)... Finished as Kent State's third leading rusher all-time with 3,670 yards and a school-record 38 touchdowns... Scored 41 total touchdowns and 246 points, both of which set school records... Set MAC record for rushing yards by a quarterback... In 2004, completed 216 of 335 passes for 2,215 yards and 17 touchdowns and also ran for 893 yards on 170 attempts (5.3 avg.) and nine touchdowns... Ranked fourth nationally in total offense, averaging 310.8 yards per game... Also punted 10 times for a 29.3-yard average, including a long of 50, and nailed seven inside the 20... In 2003, started all 12 games and set school record with 3,125 yards of total offense... Accounted for 29 touchdowns with 14 passing, 14 rushing and one receiving... Completed 178 of 364

attempts for 2,242 yards, which was the second highest total in school history... Also led the team with 701 yards rushing on 161 carries... In 2002, rushed 137 times for 10 touchdowns and a 7.72-yard average that led the nation... In 2001, took over the starting quarterback duties in the third game of the season and became the first freshman in Division I-A history to run and pass for more than 1,000 yards each in a single season... Was 131 of 238 for 1,516 yards and 10 touchdowns passing and rushed for 1,019 yards on 164 attempts (6.2 avg.) and five touchdowns as a freshman... Runner-up for MAC Freshman of the Year honors to Miami (Ohio) University quarterback Ben Roethlisberger... Graduated with a degree in communications... Had his No. 9 jersey retired by Kent State in 2010, becoming just the fourth player the school history to receive the honor.

PERSONAL

Born in Washington, D.C. where he attended Dunbar High School... Led the Crimson Tide to the DCAA West Division title and the city championship with a 9-3 record... Completed 130 of 277 passes for 2,258 yards as a senior and tossed 23 touchdowns and ran for seven touchdowns... Earned letters in football, baseball, basketball and swimming... Named the 2009 Browns Player of the Year by the local chapter of the PFWA... Very active in the Cleveland community, volunteering for numerous events... Also helped renovate Bump Taylor Field as part of the NFL Grassroots Field Renovation... Named to the 2009 Pink Tie Guy coalition to benefit the Susan G. Komen for the Cure... Serves at the United Way rep for Cleveland... Started the social web site www.2centsme.com... Married (Maria) with a daughter (Kimorah) and a son (Israel).

CRIBBS' SINGLE-GAME CAREER HIGHS

RECEPTIONS: 5, twice, at Denver 9/20/09, at Baltimore 9/26/10
RECEIVING YARDS: 74 vs. Kansas City 9/19/10
LONG RECEPTION: 65t vs. Kansas City 9/19/10
RECEIVING TD: 1, three times, most recent vs. Kansas City 9/19/10
RUSH ATTEMPTS: 8 vs. Pittsburgh 12/10/09
RUSHING YARDS: 87 vs. Pittsburgh 12/10/09
LONG RUSH: 37 vs. Pittsburgh 12/10/09
RUSH TD: 1, twice, at Buffalo 11/17/08, vs. Jacksonville 1/3/10
KICKOFF RETURNS: 7 at Baltimore 11/18/07; vs. Baltimore 11/2/08
KICKOFF RETURN YARDS: 269 at Kansas City 12/20/09
LONGEST KICKOFF RETURN: 103t at Kansas City 12/20/09
KICKOFF RETURN FOR TD: 2 at Kansas City 12/20/09
PUNT RETURNS: 6 vs. Cincinnati 10/4/09
LONG PUNT RETURN: 76t vs. San Francisco 12/30/07
PUNT RETURN YARDS: 135 vs. San Francisco 12/30/07
PUNT RETURN FOR TD: 1, twice, most recent vs. Minnesota 9/13/09 (67t)
COMBINED RET. YDS: 306 at Baltimore 11/18/07
PASS COMP.: 1, four times, most recent vs. Atlanta (10 yards) 10/10/10
PASS ATTEMPTS: 2, twice, most recent at Pittsburgh 10/18/2009
PASSING YARDS: 18 at Cincinnati 11/29/2009

Career Kickoff Returns for TD (8)

103t at Kansas City 12/20/09
100t at Pittsburgh 11/11/07
100t at Kansas City 12/20/09
99t at Oakland 9/23/07
98t at Pittsburgh 10/18/09
92t vs. Pittsburgh 11/19/06
92t vs. Baltimore 11/2/08
90t vs. Detroit 10/23/05

Career Punt Returns for TD (2)

76t vs. San Francisco 12/30/07
67t vs. Minnesota 9/13/09

CRIBBS' CAREER OFFENSIVE STATISTICS

Year	Team	GP	Receiving					Rushing					
			GS	Rec	Yds	Avg	Lg	TD	Att	Yds	Avg.	Lg	TD
2005	Cleveland	14	0	1	7	7.0	7	0	0	0	0.0	0	0
2006	Cleveland	16	1	10	91	9.1	14	0	2	11	5.5	9	0
2007	Cleveland	16	2	3	37	12.3	18	0	9	61	6.8	18	0
2008	Cleveland	15	2	2	18	9.0	17	1	29	167	5.8	27	1
2009	Cleveland	16	12	20	135	6.8	35	1	55	381	6.9	37	1
2010	Cleveland	15	5	23	292	12.7	65t	1	20	66	3.3	19	0
NFL	Totals	92	22	59	580	9.8	65t	3	115	686	6.0	37	2

CRIBBS' CAREER SPECIAL TEAMS STATISTICS

Year	Team	Kickoff Returns					Punt Returns					Sp. T	
		No	Yds	Avg	Lg	TD	No	FC	Yds	Avg	Lg	TD	Tackle
2005	Cleveland	45	1,094	24.3	90t	1	1	0	5	5.0	5	0	19
2006	Cleveland	61	1,494	24.5	92t	1	6	3	51	9.2	34	0	25
2007	Cleveland	59	1,809	30.7	100t	2	30	10	405	13.5	76t	1	23
2008	Cleveland	44	1,110	25.2	92t	1	28	7	228	8.1	32	0	26
2009	Cleveland	56	1,542	27.5	103t	3	38	3	452	11.9	67t	1	9
2010	Cleveland	40	814	20.4	37	0	20	6	168	8.4	17	0	0
NFL	Totals	305	7,863	25.8	103t	8	123	29	1,309	10.6	76t	2	102

CRIBBS' CAREER PASSING STATISTICS

Year	Team	Att	Cmp	Pct.	Yds	Yds/Att.	TD	Int	Lg	Sk	Yds.		QB Rating
											Lost	0	
2005	Cleveland	0	0	0.0	0	0.0	0	0	0	0	0	0.0	
2006	Cleveland	1	0	0.0	0	0.0	0	0	0	0	0	39.6	
2007	Cleveland	0	0	0.0	0	0.0	0	0	0	0	0	0.0	
2008	Cleveland	4	1	25.0	8	2.0	0	0	8	0	0	39.6	
2009	Cleveland	4	1	25.0	18	4.5	0	1	18	0	0	6.3	
2010	Cleveland	3	2	66.7	19	6.3	0	0	10	1	0	84.0	
NFL	Totals	12	4	33.3	45	3.8	0	1	18	1	0	10.8	

* as starter
Additional Stat: Converted a pass to TE Kellen Winslow for a 2-point conversion 12/2/07 at Arizona.

CRIBBS' 2010 RETURN STATISTICS

Date	Opp	Kickoff Returns					Punt Returns					
		No.	Yds	Avg.	Lg	TD	No.	Yds	Avg.	Lg	TD	
9/12	@ T.B.	3	46	15.3	18	0	3	29	9.7	15	0	
9/19	K.C.	1	19	19.0	19	0	1	5	5.0	5	0	
9/26	@ Balt.	2	47	23.5	24	0	1	0	0.0	0	0	
10/3	Cin.	5	107	21.4	27	0	0	0	0.0	0	0	
10/10	Atl.	3	64	21.3	34	0	1	3	3.0	3	0	
10/17	@ Pitt.	1	26	26.0	26	0	0	0	0.0	0	0	
10/24	@ N.O.	3	68	22.7	29	0	3	40	13.3	17	0	
11/7	N.E.	2	51	25.5	36	0	2	18	9.0	13	0	
11/14	NYJ	1	11	11.0	11	0	0	0	0.0	0	0	
11/21	@ Jac.	Inactive (foot)										
11/28	Car.	4	89	22.3	29	0	3	25	8.3	16	0	
12/5	@ Mia.	2	50	25.0	27	0	2	13	6.5	13	0	
12/12	@ Buff.	0	0	0.0	0	0	1	7	7.0	7	0	
12/19	@ Cin.	5	87	17.4	19	0	0	0	0.0	0	0	
12/26	Balt.	5	126	25.2	37	0	2	17	8.5	17	0	
1/2	Pitt.	3	23	7.7	12	0	1	11	11.0	11	0	
Totals	15 gm	40	814	20.4	37	0	20	168	8.4	17	0	

CRIBBS' 2009 RETURN STATISTICS

Date	Opp	Kickoff Returns					Punt Returns				
		No.	Yds	Avg.	Lg	TD	No.	Yds	Avg.	Lg	TD
9/13	Min.	6	140	23.3	27	0	3	67	22.3	67t	1
9/20	@ Den.	3	60	20.0	21	0	2	24	12.0	17	0
9/27	@ Bal.	6	159	26.5	32	0	2	26	13.0	15	0
10/4	Cin.	3	103	34.3	58	0	6	120	20.0	50	0
10/11	@ Buf.	2	60	30.0	33	0	3	23	7.7	15	0
10/18	@ Pit.	3	132	44.0	98t	1	1	26	26.0	26	0
10/25	G.B.	2	69	34.5	41	0	1	9	9.0	9	0
11/1	@ Chi.	6	137	22.8	25	0	0	0	-	-	0
11/16	Bal.	3	63	21.0	37	0	5	18	3.6	9	0
11/22	@ Det.	3	54	18.0	26	0	1	3	3.0	3	0
11/29	@ Cin.	2	38	19.0	23	0	0	0	-	-	0
12/6	S.D.	6	148	24.7	42	0	1	0	0.0	0	0
12/10	Pit.	2	43	21.5	32	0	2	61	30.5	55	0
12/20	@ K.C.	6	269	44.8	103t	2	4	36	9.0	16	0
12/27	Oak.	1	27	27.0	27	0	4	21	5.3	14	0
1/3	Jac.	2	40	20.0	31	0	3	18	6.0	12	0
Totals	16 gm	56	1,542	27.5	103t	3	38	452	11.9	67t	1

CRIBBS' 2008 RETURN STATISTICS

Date	Opp	Kickoff Returns				Punt Returns					
		No.	Yds	Avg.	Lg	TD	No.	Yds	Avg.	Lg	TD
9/7	Dal.	Inactive(ankle)									
9/14	Pit.	1	22	22.0	22	0	5	44	8.8	12	0
9/21	@ Bal.	3	52	17.3	24	0	2	24	12.0	12	0
9/28	@ Cin.	1	44	44.0	44	0	2	10	5.0	7	0
10/13	NYG	1	22	22.0	22	0	1	3	3.0	3	0
10/19	@ Was.	2	46	23.0	24	0	5	48	9.6	17	0
10/26	@ Jac.	3	78	26.0	38	0	1	5	5.0	5	0
11/2	Bal.	7	237	33.9	92t	1	3	41	13.7	32	0
11/6	Den.	5	135	27.0	43	0	1	5	5.0	5	0
11/17	@ Buf.	3	64	21.3	26	0	0	0	0.0	0	0
11/23	Hou.	4	104	26.0	34	0	2	10	5.0	7	0
11/30	Ind.	3	61	20.3	22	0	0	0	0.0	0	0
12/7	@ Ten.	4	105	26.3	28	0	2	20	10.0	12	0
12/15	@ Phi.	3	63	21.0	24	0	0	0	0.0	0	0
12/21	Cin.	1	24	24.0	24	0	3	12	4.0	9	0
12/28	@ Pit.	3	53	17.7	22	0	1	6	6.0	6	0
Totals	15 gm	44	1,110	25.2	92t	1	28	228	8.1	32	0

CRIBBS' 2007 RETURN STATISTICS

Date	Opp	Kickoff Returns				Punt Returns					
		No.	Yds	Avg.	Lg	TD	No.	Yds	Avg.	Lg	TD
9/9	Pit.	4	98	24.5	32	0	0	0	0.0	0	0
9/16	Cin.	5	183	36.6	85	0	2	11	5.5	7	0
9/23	@ Oak.	4	174	43.5	99t	1	1	22	22.0	22	0
9/30	Bal.	3	94	31.3	41	0	0	0	0.0	0	0
10/7	@ NE	5	118	23.6	31	0	1	11	11.0	11	0
10/14	Mia.	5	141	28.2	39	0	2	19	9.5	10	0
10/28	@ St. L.	2	57	28.5	31	0	1	18	18.0	18	0
11/4	Sea.	6	161	26.8	38	0	1	18	18.0	18	0
11/11	@ Pit.	4	204	51.0	100t	1	4	19	4.8	7	0
11/18	@ Bal.	7	245	35.0	50	0	4	61	15.3	26	0
11/25	Hou.	2	54	27.0	29	0	2	21	10.5	13	0
12/2	@ Ari.	3	31	10.5	26	0	2	31	15.5	31	0
12/9	@ NYJ	2	51	25.5	31	0	2	7	3.5	7	0
12/16	Buf.	1	26	26.0	26	0	2	5	2.5	5	0
12/23	@ Cin.	4	115	28.8	33	0	2	27	13.5	20	0
12/30	S.F.	2	57	28.5	30	0	4	135	33.8	76t	1
Totals	16 gm	59	1,809	30.7	100t	2	30	405	13.5	76t	1

CRIBBS' 2006 RETURN STATISTICS

Date	Opp	Kickoff Returns				Punt Returns					
		No.	Yds	Avg.	Lg	TD	No.	Yds	Avg.	Lg	TD
9/10	N.O.	5	114	22.8	40	0	0	0	0.0	0	0
9/17	@ Cin.	5	109	21.8	26	0	0	0	0.0	0	0
9/24	Bal.	2	48	24.0	27	0	0	0	0.0	0	0
10/1	@ Oak.	2	118	59.0	65	0	0	0	0.0	0	0
10/8	@ Car.	4	119	29.8	64	0	2	43	21.5	34	0
10/22	Den.	3	94	31.3	44	0	2	2	1.0	2	0
10/29	NYJ	3	62	20.7	30	0	1	1	1.0	1	0
11/5	@ S.D.	4	111	27.8	47	0	0	0	0.0	0	0
11/12	@ Atl.	3	56	18.7	21	0	0	0	0.0	0	0
11/19	Pit.	4	150	37.5	92t	1	0	0	0.0	0	0
11/26	Cin.	5	108	21.6	29	0	0	0	0.0	0	0
12/3	K.C.	4	87	21.8	30	0	0	0	0.0	0	0
12/7	@ Pit.	5	76	15.2	27	0	0	0	0.0	0	0
12/17	@ Bal.	5	94	18.8	21	0	0	0	0.0	0	0
12/24	T.B.	4	79	19.8	22	0	0	0	0.0	0	0
12/31	@ Hou.	3	69	23.0	25	0	1	5	5.0	5	0
Totals	16 gm	61	1,494	24.5	92t	1	6	51	8.5	34	0

CRIBBS' 2005 RETURN STATISTICS

Date	Opp	Kickoff Returns				Punt Returns					
		No.	Yds	Avg.	Lg	TD	No.	Yds	Avg.	Lg	TD
9/11	Cin.	1	14	14.0	14	0	0	0	0.0	0	0
9/18	@ G.B.	Inactive(knee)									
9/25	@ Ind.	Inactive(knee)									
10/9	Chi.	3	61	20.3	22	0	0	0	0.0	0	0
10/16	@ Bal.	3	61	20.3	24	0	0	0	0.0	0	0
10/23	Det.	4	152	38.0	90t	1	0	0	0.0	0	0
10/30	@ Hou.	4	102	25.5	29	0	0	0	0.0	0	0
11/6	Ten.	1	4	4.0	4	0	1	5	5.0	5	0
11/13	@ Pit.	3	65	21.7	25	0	0	0	0.0	0	0
11/20	Mia.	1	16	16.0	16	0	0	0	0.0	0	0
11/27	@ Min.	5	155	31.0	48	0	0	0	0.0	0	0
12/4	Jac.	4	75	18.8	28	0	0	0	0.0	0	0
12/11	@ Cin.	4	87	21.8	31	0	0	0	0.0	0	0
12/18	@ Oak.	1	48	48.0	48	0	0	0	0.0	0	0
12/24	Pit.	6	126	21.0	28	0	0	0	0.0	0	0
1/1	Bal.	5	128	25.6	54	0	0	0	0.0	0	0
Totals	14 gm	45	1,094	24.3	90t	1	1	5	5.0	5	0

ALL-TIME NFL RETURN TD LEADERS

Player	Years	Punt TD	KO TD	Total TD
1. Devin Hester	2006-10	10	4	14
2. Brian Mitchell	1990-03	9	4	13
3. Dante Hall	2000-08	6	6	12
Eric Metcalf	1989-02	10	2	12
5. Joshua Cribbs	2005-10	2	8	10

ALL-TIME NFL KICKOFF RETURN TD LEADERS

Player	Years	Games	TD
1. Joshua Cribbs	2005-10	92	8
2. Leon Washington	2006-10	71	7
3. Mel Gray	1986-97	169	6
Dante Hall	2000-08	112	6
Ollie Matson	1952-66	171	6
Gale Sayers	1965-71	68	6
Travis Williams	1967-74	62	6
8. Seven players tied with 5			

PHIL DAWSON



4

KICKER



HEIGHT: 5-11 • WEIGHT: 200

COLLEGE: Texas

BIRTHDATE: January 23, 1975

HOW ACQUIRED: FA - 1999

YEAR WITH BROWNS: 13TH • YEAR IN NFL: 13TH

CAREER TRANSACTIONS

Originally signed by Oakland as an undrafted free agent on April 24, 1998... Waived by Oakland on August 18, 1998... Claimed by New England via waivers on August 21, 1998... Waived by New England on August 30, 1998... Signed by New England to the practice squad on August 31, 1998... Signed by Cleveland on March 25, 1999.

CAREER HIGHLIGHTS

Ranks as the franchise leader in field goal percentage with a mark of 83.2% (252-303) and ranks ninth all-time in NFL history in accuracy entering the 2011 season... Is first on the Browns' all-time field goals made list with 252... Ranks third in franchise history with 1,063 career points (Lou Groza, 1,349; Don Cockroft, 1,080)... Holds the franchise single-season record with 30 field goals made in 2008.

GAME WINNING FIELD GOALS (14)

- 23 yards as time expired for a 13-10 win at Miami on December 5, 2010.
- 41 yards with 2:42 left in the fourth quarter for a 24-23 win against Carolina on November 28, 2010.
- 56 yards with 46 seconds left in the fourth quarter for a 29-27 win at Buffalo on November 17, 2008.
- 20 yards with 4:13 left in fourth quarter for a 23-17 win at Jacksonville on October 26, 2008.
- 33 yards in overtime for a 33-30 win at Baltimore on Nov. 18, 2007.
- 25 yards in overtime for a 33-30 win vs. Seattle on Nov. 4, 2007.
- 33 yards in overtime for a 31-28 win vs. Kansas City on December 3, 2006.
- 37 yards as time expired for a 9-7 win at Oakland on December 18, 2005.
- 33 yards in overtime for a 31-28 win at Tennessee on September 22, 2002.
- 35 yards with 3:30 left in the fourth quarter in a 24-21 win at N.Y. Jets on October 27, 2002.
- 30 yards with 5:18 left in the fourth quarter in a 23-14 win at Jacksonville on September 30, 2001 (a Browns INT returned for a TD followed).
- 44 yards with 55 seconds left in the fourth quarter for a 41-38 win at Tennessee on December 30, 2001.
- 19 yards with 2:45 left in the fourth quarter in a 23-20 win vs. Pittsburgh on September 17, 2000.
- 39 yards as time expired for a 16-15 win at Pittsburgh on November 14, 1999.

SEASONAL REVIEWS

2010: Voted a co-captain on special teams... Converted all 28 PATs and 23 of 28 field goal attempts with a long of 48... Accounted for 97 points, a figure which led the team... Connected on a 39-yard field goal at Pittsburgh (10/17) to take sole possession of first place on the Browns' all-time career field goals made list with 235, passing Lou Groza (234)... Made three field goals and converted all three PATs at New Orleans (10/24) for a season-best 12 points to surpass the 1,000-point plateau, a mark which only two other Browns' players have done... The Saints game began a stretch in which he had two or more field goals in six of the next seven contests... Booted fourth-quarter game-winning field goals in back-to-back contests... Made a 41-yard field goal with 2:42 remaining which put the Browns up 24-23 against Carolina for his 13th career game-winning field goal... Hit a 23-yard field goal as time expired in regulation to give the Browns a 13-10 win at Miami (12/5).

2009: Voted a co-captain on special teams... Played in 11 games and scored a team-high 69 points... Had one successful inside kick, against San Diego (12/6)... Was inactive for five games with a right calf injury... Scored a season-high 11 points in each of the final three games of the season; at Kansas City (12/20), against Oakland (12/27) and against Jacksonville (1/3/10)... Connected on a 44-yard field goal at Detroit (11/22) on the game's opening drive for the 217th field goal of his career as he moved past Don Cockroft into sole possession of second on the Browns' all-time list... Also completed a 10-yard pass to Mike Furrey at Detroit (11/22) out of field goal formation, marking the first pass attempt of his career.

2008: Voted as a special teams team captain at the start of the season... Set the franchise single-season record with 30 field goals made... With 108 points, became the first player in franchise history to account for five seasons with 100 or more points... Connected on two game-winning field goals... Became the first player in Browns history to convert a 50+ yard field goal in three consecutive games... Recorded a field goal in each of the first 14 games of the year, and along with having made one in the 2007 finale, that streak of 15 straight games with a field goal is the longest of his career... Connected on a PAT in the second quarter at Baltimore (9/21) to reach the 800-point plateau in his NFL career... At Jacksonville (10/26), converted a game-winning 20-yard field goal with 4:35 to play to give the Browns a 20-17 lead on their way to a 23-17 victory... Scored a season-best 17 points on 5 of 5 field goals and 2 of 2 PATs and kicked a career-long 56-yard game-winning field goal with 1:39 remaining for a 29-27 victory at Buffalo (11/17)... Five field goals were his most since he tallied a career-best six on November 5, 2006 against San Diego... Topped the 100-point mark for the fifth time in his career when he accounted for nine points at Tennessee (12/7)... His 30th field goal of season came on a 27-yarder at Philadelphia (12/15) as he broke Matt Stover's single-season club record.

2007: Voted as a special teams captain at the start of the season... Set a career-high with 120 points, which ranked tied for second in team history and is the highest total by a Browns kicker... Became the first player in franchise history to post four seasons of 100+ points... Moved into fourth place on the Browns all-time scoring list with 685 career points as he posted 15 points against Cincinnati (9/16), surpassing Matt Bahr (677 points)... Had two game-winning overtime kicks, with a 25-yarder vs. Seattle (11/4) and a 33-yarder at Baltimore (11/18)... Had a season-high four field goals in the Ravens game, including the game-tying 51-yarder that bounced off the left upright and fell behind the cross bar to force overtime, where he accounted for the game-winner... With nine points against Houston (11/25), moved into third place in franchise history in all-time scoring with 760 total points, surpassing Jim Brown (756)... Had memorable field goals of 35 and 49 yards in an 8-0 win vs. Buffalo

(12/16), under blizzard-like conditions with wind gusts up to 40 mph and more than two inches of snow accumulation.

2006: Set a franchise record and personal high with six field goals and 19 points at San Diego (11/5)... Had a season-long 51-yard field goal at Baltimore (12/17)... Made a game-winning 33-yard field goal in overtime in a 31-28 decision over Kansas City (12/3).

2005: Finished the season with 100 points, the third time in his career he attained that plateau... Topped the 500-point plateau in his NFL career with a 22-yard field goal at Indianapolis (9/25)... Played in his 100th career game, vs. Tennessee (11/6)... Voted AFC Special Teams Player of the Week for performance at Oakland (12/18) when he hit on all three field goal attempts, including a 37-yarder as time expired to lift the Browns to a 9-7 victory.

2004: Recorded 100 points as he led the Browns in scoring... Established a franchise record with 27 consecutive field goals made (from vs. San Diego on October 19, 2003 through vs. New York Jets on November 21, 2004)... Streak ended when he missed wide right on a 42-yard attempt in the second quarter... Had a season-high five field goals and 16 points in finale at Houston (11/20/05).

2003: Led the club with 74 points... Hit a season long 52-yard field goal vs. Oakland (10/12)... Had a season-high 14 points vs. Arizona (11/16)... Missed the final three games of the season after being placed on injured reserve on Dec. 9 with a fractured left arm.

2002: Posted his first 100-point season... Made his first six attempts of the season to run his streak to 21 for successful field goals made, dating to the previous season... Nailed a 33-yard field goal in overtime to lift the Browns to a 31-28 win at Tennessee (9/22)... Had two successful inside kicks... First occurred at Tennessee (9/22), with a fourth quarter kick which led to a Browns touchdown and sent the game to overtime... Second came vs. Baltimore (10/6), as he recovered his own kick in the fourth quarter... Connected on a game-winning 35-yard field goal in the fourth quarter at New York Jets (10/27), with 3:30 remaining to give the Browns a 24-21 win... Added two field goals and three PATs for nine points in AFC Wild Card Game at Pittsburgh (1/5/03).

2001: Produced an 88.0% accuracy mark (22 of 25), which ranked second in the NFL... His 15 consecutive field goals to finish the year was the longest active streak in the NFL at the conclusion of the regular season... Named AFC Special Teams Player of the Week at Jacksonville (9/30), with three field goals and two PATs for 11 points... Connected on a season-high four field goals vs. Cincinnati (11/25)... Connected on a 44-yard field goal with 55 seconds remaining in the fourth quarter to give the Browns a 41-38 win at Tennessee (12/30).

2000: Was perfect from inside the 39-yard line by converting all 12 field goals from that range... Finished the year by converting each of his final eight field goal attempts.

1999: Earned the placekicking job in training camp, fending off competition from Chris Boniol and Danny Kight... Appeared in his first NFL game, at Tennessee (9/19), and converted his first NFL field goal attempt, a 41-yarder in the second quarter... Scored the Browns' first rushing touchdown of the season and in Cleveland Browns Stadium history on a four-yard scamper on a fake field goal attempt vs. Cincinnati (10/10)... Converted a 39-yard field goal as time expired to provide the Browns a 16-15 win at Pittsburgh (11/14).

1998: Originally signed by Oakland as an undrafted free agent... Waived by Oakland and claimed via waivers by New England on Aug. 21... Spent the entire season on the Patriots' practice squad.

COLLEGE

Four-year letterman at the University of Texas (1994-97)... Earned first-team All-America and All-Big 12 honors following senior season in 1997... Team captain his senior year... Was 9 of 15 from 50+ yards over collegiate career, including a career-long 53-yarder as a junior... In 1996 as a junior, was a first team All-America selection... Hit 19 of 24 field goals and posted 108 points in 12 games... Also named Academic All-Southwest Conference in 1994 and 1995 and All-Academic Big 12 in 1996 and 1997... Earned a B.A. in political science.

PERSONAL

Born in West Palm Beach, Fla., and attended Lake Highlands (Dallas, Texas) High School... In addition to placekicking duties in high school, also started at tackle... Named the 2007 Dino Lucarelli "Good Guy" Award by the local PFWA chapter, the 2006 Ed Block Courage Award winner and the 2006 winner of the Doug Dieken Humanitarian Award for his charitable and community efforts, as recognized by the Cleveland Touchdown Club... Wife, Shannon, is an accomplished singer who has sung the National Anthem prior to Browns home games, toured with Wayne Newton from 1992-94 and sang at George W. Bush's Inauguration after being elected Governor of Texas (1994)... Teamed up with the Adoption Network to invite families who have recently adopted children to each home game during the 2008 and 2011 seasons so they can form new memories as a family... He and Shannon have two sons (Dru and Beau) and a daughter (Sophi-ann).

DAWSON'S SINGLE-GAME CAREER HIGHS

SCORING:

MOST POINTS SCORED: 19 at San Diego 11/5/06 (6-6 FG/ 1-1 PAT)

FIELD GOALS:

NUMBER ATTEMPTED: 6 at San Diego 11/5/06

NUMBER MADE: 6 at San Diego 11/5/06

LONGEST ATTEMPT: 62 at Tampa Bay 9/12/10

LONGEST MADE: 56 at Buffalo 11/17/08

CONSECUTIVE FGs MADE: 27 (vs. San Diego 10/19/03 to vs. N.Y. Jets 11/21/04)

PATS:

NUMBER ATTEMPTED: 6 at Cincinnati 11/28/04; vs. Cincinnati 9/16/07

NUMBER MADE: 6 at Cincinnati 11/28/04; vs. Cincinnati 9/16/07

CONSECUTIVE PATS MADE: 55 (vs. Miami 11/20/05 to vs. Seattle 11/4/07)

DAWSON'S CAREER SPECIAL TEAMS STATISTICS

Year	Team	GP	FG	FGA	Pct	Lg	Blk	XP	XPA	Pct	Blk	Points
1999	Cleveland	15	8	12	66.7%	49	0	23	24	95.8%	1	53*
2000	Cleveland	16	14	17	82.4%	45	0	17	17	100.0%	0	59
2001	Cleveland	16	22	25	88.0%	48	1	29	30	96.7%	0	95
2002	Cleveland	16	22	28	78.6%	52	2	34	35	97.1%	0	100
2003	Cleveland	13	18	21	85.7%	52	0	20	21	95.2%	1	74
2004	Cleveland	16	24	29	82.8%	50	0	28	28	100.0%	0	100
2005	Cleveland	16	27	29	93.1%	44	0	19	21	90.5%	2	100
2006	Cleveland	16	21	29	72.4%	51	1	25	25	100.0%	0	88
2007	Cleveland	16	26	30	86.7%	51	2	42	43	97.7%	0	120
2008	Cleveland	16	30	36	83.3%	56	0	18	18	100.0%	0	108
2009	Cleveland	11	17	19	89.5%	49	0	18	19	94.7%	0	69
2010	Cleveland	16	23	28	82.1%	48	0	28	28	100.0%	0	97
NFL Totals		183	252	303	83.2%	56	6	301	309	97.4%	4	1,063

Additional Stats: Passing: 1-1, 10 yards at Detroit 11/22/09; Punting: 2 for 36 yards, long of 20, 2 inside the 20 in 2002; 1 for 29 yards, 1 inside the 20 in 2003; 2 for 53 yards, long of 31, 2 inside the 20 in 2005; 2 for 58 yards, 1 inside the 20, 1 touchback, long of 31 in 2006; 1 for 33 yards, 1 inside the 20 in 2008 for a total of 8 for 209 yards, 26.1 avg., long of 33, 7 inside the 20, 1 touchback
 *Includes rushing TD vs. Cincinnati 10/10/99 (6 points)

DAWSON'S CAREER FIELD GOALS

Year	Team	10-19	Pct	20-29	Pct	30-39	Pct	40-49	Pct	50+	Pct
1999	Cleveland	0/0	0.0%	2/2	100.0%	3/5	60.0%	3/5	60.0%	0/0	0.0%
2000	Cleveland	3/3	100.0%	4/4	100.0%	5/5	100.0%	2/5	40.0%	0/0	0.0%
2001	Cleveland	0/0	0.0%	10/10	100.0%	8/9	88.8%	4/6	66.6%	0/0	0.0%
2002	Cleveland	0/0	0.0%	9/10	90.0%	6/8	75.0%	5/7	71.4%	2/3	66.6%
2003	Cleveland	2/2	100.0%	7/7	100.0%	4/5	80.0%	3/5	60.0%	2/2	100.0%
2004	Cleveland	0/0	0.0%	11/11	100.0%	6/8	75.0%	6/9	66.6%	1/1	100.0%
2005	Cleveland	2/2	100.0%	11/11	100.0%	9/11	81.8%	5/5	100.0%	0/0	0.0%
2006	Cleveland	0/0	0.0%	5/6	83.3%	9/10	90.0%	6/12	50.0%	1/1	100.0%
2007	Cleveland	2/2	100.0%	9/10	90.0%	7/8	87.5%	7/8	87.5%	1/2	50.0%
2008	Cleveland	0/0	0.0%	10/10	100.0%	12/14	85.7%	5/6	83.3%	3/6	50.0%
2009	Cleveland	0/0	0.0%	7/7	100.0%	5/5	100.0%	5/6	83.3%	0/1	0.0%
2010	Cleveland	3/3	100.0%	7/7	100.0%	10/10	100.0%	3/5	75%	0/3	0.0%
NFL Totals		12/12	100.0%	92/95	96.8%	84/98	85.7%	54/79	68.4%	10/19	52.6%

DAWSON'S CAREER POSTSEASON STATISTICS

Year	Team	GP	FG	FGA	Pct	Lg	Blk	XP	XPA	Pct	Blk	Points
2002	Cleveland	1	2	2	100.0%	31	0	3	3	100.0%	0	9

SIMPLY THE BEST

Former Brown and Hall of Fame running back Jim Brown is the only player in the pre-AFL-NFL merger era to win three NFL MVP awards. Brown won the award in 1957, 1958 and 1965. He is also one of four players to win the award in consecutive seasons (Joe Montana 1989-90; Brett Favre 1996-97; Peyton Manning 2003*-04 and 2008-09).

*Manning was co-MVP in 2003

COYE FRANCIES



36
DEFENSIVE BACK

HEIGHT: 6-0 • **WEIGHT:** 185

COLLEGE: San Jose State

BIRTHDATE: November 15, 1986

HOW ACQUIRED: D6B - 2009

YEAR WITH BROWNS: 2ND • **YEAR IN NFL:** 3RD



CAREER TRANSACTIONS

Originally drafted by Cleveland in the sixth round (191st overall) of the 2009 NFL Draft... Waived by Cleveland on September 3, 2010... Signed by Cleveland to the practice squad on December 1, 2010... Signed by Cleveland to the active roster on December 14, 2010.

SEASONAL REVIEWS

2010: Was in camp with the Browns before playing for the Las Vegas Locomotives of the UFL... Signed to the Browns' practice squad and later

the active roster... Played in a reserve role in two games and was inactive for one contest... Registered three tackles on defense.

2009: Appeared as a reserve in six games and recorded two tackles and a pass defended on defense... Add two tackles and a forced fumble on special teams... Made his NFL debut playing on special teams in opener against Minnesota (9/13).

COLLEGE

Spent one season at San Jose State (2008) after transferring from Oregon State University (2006)... Also attended American River (Calif.) College in 2005... Saw action in 12 games as a senior, collecting 69 tackles, three interceptions and three pass breakups... Played in all 14 games and started five for the Beavers in the 2006 season, notching 39 tackles, two sacks and an interception... Was Oregon State's primary kickoff returner where he averaged 22.4 yards per return and finished sixth in the Pac-10 Conference in kickoff returns that year... Was a 2005 California Community College All-American as he led all players with 11 interceptions and was named Mid-Empire Conference Defensive Most Valuable Player... Graduated with a degree in behavioral science and sociology.

PERSONAL

Born Coye Glenn Francies in Bakersfield, Calif... Attended Cordova (Rancho Cordova, Calif.) High School... Lettered in football and track and field... Older brother, Diamond, played football at Sacramento State.

FRANCIES' CAREER DEFENSIVE STATISTICS

Year	Team	GP	GS	Tackles				Yds	Interceptions				Fumbles			Sp. T Tackle	
				Tot	Solo	Asst	Sk		No.	Yds	Lg	TD	PD	FF	FR		Yds
2009	Cleveland	6	0	2	1	1	0.0	0.0	0	0	0	0	1	0	0	0	2
2010	Cleveland	2	0	3	2	1	0.0	0.0	0	0	0	0	0	0	0	0	0
NFL	Totals	8	0	5	3	2	0.0	0.0	0	0	0	0	1	0	0	0	2

Additional Special Teams Stats: Forced Fumbles: 1 in 2009

SCOTT FUJITA



99
LINEBACKER

HEIGHT: 6-5 • **WEIGHT:** 250

COLLEGE: California

BIRTHDATE: April 28, 1979

HOW ACQUIRED: UFA (N.O.) - 2010

YEAR WITH BROWNS: 2ND • **YEAR IN NFL:** 10TH



CAREER TRANSACTIONS

Originally drafted by Kansas City in the fifth round (143rd overall) of the 2002 NFL Draft... Traded to Dallas for a 2006 sixth round selection and

a conditional 2007 selection on September 3, 2005... Signed by New Orleans as an unrestricted free agent on March 14, 2006... Signed by Cleveland as an unrestricted free agent on March 7, 2010.

SEASONAL REVIEWS

2010: Voted a defensive team captain, the third time in the last four years he has held this role... Started each of the first nine games of the year at an outside linebacker spot and posted 51 tackles, 3.5 sacks, one interception, two forced fumbles and a pass breakup on defense... Added a blocked field goal on special teams... Was inactive for five contests with a knee injury sustained vs. N.Y. Jets (11/14) before being placed on injured reserve on December 21, where he spent the final two contests... At the time of his injury, ranked second on the team in tackles... Recorded five tackles, one sack and a forced fumble on defense vs. Cincinnati (10/3)... Also in that game, blocked a Mike Nugent 44-yard field goal attempt in the second quarter as the Browns went on for a 23-20 victory... Tallied a season-best 11 tackles, a sack and an interception of Drew Brees in the Browns' 30-17 win at New Orleans (10/24).

2009: Started 10 of 11 regular season games and all three postseason contests for the Saints... Registered 75 tackles, one sack and two forced fumbles during the regular season... Recorded 16 tackles, one fumble recovery and one special teams tackle during the postseason... Missed five

contests due to calf and knee injuries... Forced fumbles in back-to-back games: at Tampa Bay (11/22) and against New England (11/30)... Also added a sack at Tampa Bay... Posted a season-high 11 tackles against Dallas (12/19)... Recorded six tackles and one fumble recovery in the NFC Championship game against Minnesota (1/24/10)... Posted four tackles in Super Bowl XLIV win over Indianapolis (2/7/10).

2008: Started 13 of 14 games and ranked fourth on the club with 104 stops, and added two interceptions and a forced fumble... Selected by teammates as a season-long captain for third straight year... In opener vs. Tampa Bay (9/7), had eight tackles and an interception of Jeff Garcia in the game's final minute on fourth down to ensure the victory... Played in 100th career game at Carolina (10/19), notching eight tackles... Led team with a season-high 15 stops at Atlanta (11/9)... Had 10 tackles and a forced fumble at Kansas City (11/16)... Posted 10 stops and an interception with a 17-yard return to set up a Saints' touchdown at Chicago (12/11)... Notched 10 tackles in finale vs. Carolina (12/28), to go over 100-tackle plateau for third-straight season and fifth time in his career.

2007: Notched a team-high 119 tackles, three sacks, three forced fumbles, two fumble recoveries and six pass defenses... Selected by teammates as one of five season-long captains... Inactive vs. Carolina (10/7) with ankle injury, marking first time in his career that he missed a game... Recorded seven tackles, a sack and a forced fumble at Atlanta (10/21)... Recorded a season-high 12 tackles, tied career-high with two sacks and set a career-high with a pair of forced fumbles vs. Arizona (12/16).

2006: First free agent to sign with the Saints after Hurricane Katrina... Started all 16 games and led New Orleans with 119 tackles and added 3.5 sacks, two interceptions, two forced fumbles and eight pass defenses... Selected by teammates as a season-long captain... Had 15 tackles in the postseason, including 11 in NFC Championship Game at Chicago (1/21/07)... Opened Saints career with seven tackles, an interception and a forced fumble vs. Cleveland (9/10)... Earned NFC Defensive Player of the Week honors vs. Atlanta (9/25) with eight stops, a sack, a deflected pass and a forced fumble... Recorded seven stops, a half-sack, two pass defenses and an interception vs. Philadelphia (10/15)... Registered a season-high 11 tackles vs. Cincinnati (11/19).

2005: Traded by Kansas City to Dallas eight days prior to kickoff of 2005 season... Posted 58 tackles, two sacks and a pair of forced fumbles while appearing in 16 games, starting the final eight... Added nine special teams tackles... Posted seven tackles, a sack and a forced fumble vs. Kansas City (12/11).

2004: In second season as a full-time starter, led the Chiefs with 112 tackles, his second consecutive 100-tackle performance, while adding 4.5 sacks and three passes defended... Tied a career-best with two sacks as part of a seven-tackle effort at New Orleans (11/14)... Notched a season-high 14 stops, including a half-sack, vs. San Diego (11/28)... Tied season-high with 14 tackles at Tennessee (12/13).

2003: Started all 16 games and led team with 151 tackles, while ranking fifth with four sacks and posting six passes defended, one interception and a forced fumble... His 151 tackles were fifth-most in club history... Recorded his first sack of the year at Baltimore (9/28)... Posted a career-high two sacks at Green Bay (10/12)... Racked up 14 tackles and a sack at Oakland (10/20)... Recorded a career-high 18 tackles vs. Buffalo (10/26)... Picked off his first career pass as he snared a Kordell Stewart pass that he returned eight yards vs. Chicago (12/28).

2002: Started nine of 16 games as a rookie and had 63 tackles, six pass defenses and one sack... Tied for second on the team with 15 special teams tackles... Earned first career start at San Diego (10/13) and responded with six tackles, three special teams tackles, a deflected pass and a fumble recovery on punt coverage... Notched first sack of his career as he dropped Jamie Martin for an eight-yard loss vs. St. Louis (12/8)... Made NFL debut against Cleveland (9/8).

COLLEGE

Originally a walk-on safety at the University of California (1998-2001) before finishing on scholarship after making the transition from safety to linebacker as a redshirt freshman... Played in 39 games with 24 starts and recorded 124 tackles, seven sacks, two forced fumbles and a fumble recovery... Started all 11 games at linebacker as a senior and was named All-Pac 10 honorable mention and Academic All-Pac 10 after registering 60 tackles, 2.5 sacks and a pair of forced fumbles... Started 11 games as a junior and notched 41 tackles and four sacks... Graduated with a degree in political science and also earned a master's degree in education.

PERSONAL

A two-sport standout at Rio Mesa (Calif.) High School in football and basketball... At safety and linebacker collected 118 tackles, four sacks and five interceptions and 15 catches for 350 yards and six scores as a tight end... Two causes hold a special meaning to him - breast cancer awareness and adoption... Scott and his older brother, Jason, were adopted and his mother, Helen, is a two-time breast cancer survivor... Active in the Cleveland community and founded the 'Fuji's Lil' Fighters' season ticket program which provided tickets, apparel and food for the Littlest Heroes organization... Honored as the Saints Man of the Year in 2009 for his on and off the field success... Serves as a spokesman for a text campaign to raise support and awareness for the wetlands in Louisiana... Partnered with Sushi Rock for the 'Rollin with the Rock' campaign to raise money and awareness for The Littlest Heroes, who provide sports services for kids with cancer in Northeast Ohio... Enjoys all beach activities especially kayaking... Married, (Jaclyn) with twin daughters (Isabell and Dellilah).

FUJITA'S SINGLE-GAME CAREER HIGHS

TACKLES: 18 at Buffalo 10/26/03
SACKS: 2, three times, most recent vs. Arizona 12/16/07
RECOVERED FUMBLES: 1, three times, most recent at Houston 11/18/07
FORCED FUMBLES: 2 vs. Arizona 12/16/07
FUMBLE RECOVERIES: 1, three times, most recent at Houston 11/18/07
INTERCEPTIONS: 1, six times, most recent at New Orleans 10/24/10

FUJITA'S CAREER DEFENSIVE STATISTICS

Year	Team	GP	GS	Tackles				Yds	Interceptions				Fumbles				Sp. T Tackle
				Tot	Solo	Asst	Sk		No.	Yds	Lg	TD	PD	FF	FR	Yds	
2002	Kansas City	16	9	63	49	14	1.0	8.0	0	0	0	0	6	0	1	0	15
2003	Kansas City	16	16	151	110	41	4.0	18.0	1	8	8	0	6	1	0	0	0
2004	Kansas City	16	16	112	71	41	4.5	25.5	0	0	0	0	3	0	0	0	1
2005	Dallas	16	8	58	43	15	2.0	17.0	0	0	0	0	1	2	0	0	9
2006	New Orleans	16	16	119	75	44	3.5	16.5	2	19	19	0	8	1	0	0	0
2007	New Orleans	15	15	119	79	40	3.0	26.0	0	0	0	0	6	2	2	0	0
2008	New Orleans	14	13	104	58	46	0.0	0.0	2	19	17	0	1	1	0	0	1
2009	New Orleans	11	10	75	49	26	1.0	10.0	0	0	0	0	3	2	0	0	0
2010	Cleveland	9	9	51	36	15	3.5	34.0	1	16	16	0	1	2	0	0	0
NFL Totals		129	112	852	570	282	22.5	155.0	6	62	19	0	35	11	3	0	26

Additional Special Teams Stats: Forced Fumbles: 1 in 2008; Blocked Field Goals: 1 in 2010

FUJITA'S CAREER POSTSEASON DEFENSIVE STATISTICS

Year	Team	Tackles						Yds	Interceptions					Fumbles			Sp. T
		GP	GS	Tot	Solo	Asst	Sk		No.	Yds	Lg	TD	PD	FF	FR	Yds	
2003	Kansas City	1	1	5	3	2	0.0	0.0	0	0	0	0	1	0	0	0	0
2006	New Orleans	2	2	15	12	3	0.0	0.0	0	0	0	0	0	0	0	0	0
2009	New Orleans	3	3	16	11	5	0.0	0.0	0	0	0	0	0	0	1	0	0
NFL	Totals	6	6	36	26	10	0.0	0.0	0	0	0	0	1	0	1	0	0

CHRIS GOCONG





51

LINEBACKER

HEIGHT: 6-2 • **WEIGHT:** 265
COLLEGE: Cal Poly SLO
BIRTHDATE: November 16, 1983
HOW ACQUIRED: TR. (PHI) - 2010
YEAR WITH BROWNS: 2ND • **YEAR IN NFL:** 6TH



CAREER TRANSACTIONS

Originally drafted by Philadelphia in the third round (71st overall) of the 2003 NFL Draft... Traded to Cleveland along with Sheldon Brown for Alex Hall, a 2010 fourth-round selection and a 2010 fifth-round selection on April 6, 2010.

SEASONAL REVIEWS

2010: Opened all 16 games at an inside linebacker spot, the first time in his career he started every regular season contest... Tallied 74 tackles, two sacks, three passes defended, two fumble recoveries and a forced fumble... Added one stop on special teams... Tackle total was fifth on the squad... Recorded a sack of Drew Brees at New Orleans (10/24)... Notched a career-high 10 tackles, including a strip sack, at Buffalo (12/12)... Registered a career-high two fumble recoveries at Jacksonville (11/21).

2009: Appeared in 15 games with 11 starts... Registered 50 tackles, one sack and one forced fumble... Added nine tackles on special teams... Forced a fumble vs. Kansas City (9/27)... Registered a sack of Josh Johnson against Tampa Bay (10/11)... Notched a season-high nine tackles at Oakland (10/18)... Had a 7-yard sack of Tony Romo in Wild Card Playoff game at Dallas (1/9/10).

2008: Appeared in all 16 games for the second consecutive season, starting 12 contests... Recorded 61 tackles, two sacks, one forced fumble and one fumble recovery... Added 19 special teams tackles, which tied for third on the club... Recovered a fumble by Tony Romo in the end zone at Dallas (9/15) for his first career score... Recorded sacks at Chicago (9/28) and against Atlanta (10/26)... Forced a Brandon Jacobs fumble against the N.Y. Giants (11/9), which was recovered by the Eagles and led to a touchdown.

2007: Saw action in all 16 games with 12 starts... Registered 92 tackles and one sack on defense and 11 stops on special teams... Recorded his first career sack at New England (11/25), as he dropped Tom Brady for a three-yard loss.

2006: Suffered a slinger during the preseason and was placed on injured reserve on September 2, missing the entire season.

COLLEGE

Finished his career at Cal Poly SLO (2001, 2003-05) with 42 sacks in 41 games... Also amassed 206 tackles, one interception, six forced fumbles and one fumble recovery... Led the nation in sacks during both his junior and senior seasons, recording 17.5 in 2004 and 23.5 in 2005... As a senior, earned the Buck Buchanan Award, given to the top defensive player in Division I-AA... Redshirted in 2002... Earned a degree in general engineering.

PERSONAL

Attended Carpinteria (Calif.) High School... Was a quarterback and linebacker in high school where he twice earned All-CIF and all-academic honors... Also set the school record in the discus (183'3")... Plays the guitar and was in a band called Void... Older brother, Ryan, was a running back at Division III Claremont McKenna College... Would like to use his general engineering degree and enter the biomedical field... Has a passion for building things and taking them apart... Is an animal lover and has volunteered at numerous animal shelters... Married (Mandy).

GOCONG'S SINGLE-GAME CAREER HIGHS

TACKLES: 10 at Buffalo 12/12/10
SACKS: 1, six times, most recent at Buffalo 12/12/10
FORCED FUMBLES: 1, three times, most recent at Buffalo 12/12/10
FUMBLE RECOVERIES: 2 at Jacksonville 11/21/10
DEFENSIVE SOCRS: 1 at Dallas 9/15/08 (fumble recovery in end zone)

GOCONG'S CAREER DEFENSIVE STATISTICS

Year	Team	Tackles						Yds	Interceptions					Fumbles			Sp. T
		GP	GS	Tot	Solo	Asst	Sk		No.	Yds	Lg	TD	PD	FF	FR	Yds	
2006	Philadelphia	INJURED RESERVE															
2007	Philadelphia	16	12	92	49	43	1.0	3.0	0	0	0	0	2	0	0	0	11
2008	Philadelphia	16	12	61	36	25	2.0	17.0	0	0	0	0	4	1	1	0	19
2009	Philadelphia	15	11	50	28	22	1.0	8.0	0	0	0	0	2	1	0	0	9
2010	Cleveland	16	16	74	49	25	2.0	12.0	0	0	0	0	3	1	2	0	1
NFL	Totals	63	51	277	162	115	6.0	40.0	0	0	0	0	11	3	3	0	40

GOCONG'S CAREER PLAYOFF DEFENSIVE STATISTICS

Year	Team	GP	GS	Tackles				Yds	Interceptions					Fumbles			Sp. Tackle	
				Tot	Solo	Asst	Sk		No.	Yds	Lg	TD	PD	FF	FR	Yds		
2008	Philadelphia	3	3	13	7	6	0.0	0.0	0	0	0	0	0	0	0	0	0	1
2009	Philadelphia	1	0	2	1	1	1.0	7.0	0	0	0	0	0	0	0	0	0	1
NFL	Totals	4	3	15	8	7	1.0	7.0	0	0	0	0	0	0	0	0	0	2

JOHN GRECO



77
OFFENSIVE LINE



HEIGHT: 6-4 • WEIGHT: 315

COLLEGE: Toledo

BIRTHDATE: March 24, 1985

HOW ACQUIRED: TR. (ST. L.) - 2010

YEAR WITH BROWNS: 4th • YEAR IN NFL: 4th

CAREER TRANSACTIONS

Originally drafted by St. Louis in the third round (65th overall) of the 2008 NFL Draft... Traded to Cleveland for an undisclosed 2012 draft choice on August 1, 2011.

SEASONAL REVIEWS

2010: Saw action in six games at right guard... In Weeks 5-7, helped blocking efforts as Steve Jackson topped the 100-yard rushing mark in three consecutive contests.

2009: Appeared in a career-high nine games with three starts... Part of an offensive line that helped Steve Jackson amass 1,738 yards from scrimmage, the second most in the NFC.

2008: Saw action in nine games with one start... Made NFL debut on special teams against the New York Giants (9/14)... Earned first NFL start at Atlanta (12/28).

COLLEGE

Four-year letterman at the University of Toledo (2004-07)... Three-time All-Mid-American Conference selection, earning the honor in each of his final three seasons... Started 49 consecutive games, including his final 36 at left tackle... As a senior, helped the Rockets lead the MAC in rushing (208.5 yards per game) and total offense (447.8 yards per game)... Majored in marketing.

PERSONAL

Native of Youngstown, Ohio, where he attended Boardman High School... Also lettered in basketball.

GRECO'S CAREER GAMES PLAYED

Year	Team	Regular Season		Postseason	
		GP	GS	GP	GS
2008	St. Louis	9	1	0	0
2009	St. Louis	11	3	0	0
2010	St. Louis	6	0	0	0
Career		26	4	0	0

THREAT OUT OF THE BACKFIELD

Running back Brandon Jackson, who signed with the Browns as an unrestricted free agent from Green Bay this offseason, has recorded at least one reception in 21 consecutive regular season contests entering 2011. That total is tied for third-longest streak entering the season among all active running backs.

CONSECUTIVE GAMES WITH A RECEPTION FOR A RUNNING BACK

PLAYER	TEAM(S)	TOTAL
1. Maurice Jones-Drew	Jacksonville	65
2. Matt Forte	Chicago	31
3. Brandon Jackson	Green Bay	21
LaDainian Tomlinson	San Diego, N.Y. Jets	21
LeSean McCoy	Philadelphia	21

JOE HADEN



23

DEFENSIVE BACK



HEIGHT: 5-11 • **WEIGHT:** 190

COLLEGE: Florida

BIRTHDATE: April 14, 1989

HOW ACQUIRED: D1 - 2010

YEAR WITH BROWNS: 2ND • **YEAR IN NFL:** 2ND

CAREER TRANSACTIONS

Originally drafted by Cleveland in the first round (7th overall) of the 2010 NFL Draft.

SEASONAL REVIEWS

2010: Played in all 16 games with seven starts... Collected 57 tackles, six interceptions for 101 yards, a team-best 18 pass breakups, a sack and a forced fumble on defense... On special teams, added eight tackles and four kickoff returns for a 24.0-yard average... Key member of a punt coverage unit that allowed an average of 7.1 yards per return, a figure that was fifth-best in the NFL, while they also downed 29 punts inside the 20... Named to the *Sporting News* All-Rookie team, the PFW/PFWA All-Rookie defense team and the USA Today's All-Joe Team for unheralded prime performers in 2010... One of five finalists for the Pepsi Rookie of the Year award... Interception total led the team, tied for fifth in the NFL and was the second-highest figure among NFL rookies (New England's Devin McCourty, 7)... Had an interception in four straight games (9-12), the first Brown to do so since Ernie Kelleman in 1968... His six interceptions were the most by a Browns rookie since Anthony Henry had 10 in 2001... His interception total tied with Ken Gorgal and Bert Rechicar for the fourth-highest figure by a Browns rookie... Named the NFL Defensive Rookie of the Month for November after registering 15 tackles, seven passes defended and three interceptions... Recorded first career interception and returned it 62 yards at Pittsburgh (10/17) to help set up a 39-yard field goal by Phil Dawson... In 13-10 win at Miami (12/5), posted five tackles, an interception and a season-high four passes defended as the Browns held the Dolphins to 167 net passing yards... That game also marked the fourth straight in which he had an interception... Posted a season-best seven tackles at Cincinnati (12/19)... Registered five tackles and an interception against Baltimore (12/26), when he also came up with the first sack of his career as well as a forced fumble.

COLLEGE

Started all 40 career games at the University of Florida (2007-09)... Recorded 218 tackles, 3.5 sacks, eight interceptions for 166 yards, 34 pass breakups, three forced fumbles and two fumble recoveries... Also blocked a field goal... In his final season, was a unanimous first-team All-American, first-team All-Southeastern Conference selection and a finalist for the Jim Thorpe Award, presented annually to the top defensive back in college football... Tied for third on the team with 68 tackles, while adding three sacks, two forced fumbles, four interceptions and five special teams tackles in 2009... Helped the Gators own the fourth-best pass defense in the nation (152.8 yards/game) in 2009... Earned second team All-SEC honors in 2008, after ranking second on the team with a career-high 87 tackles, one half sack, one forced fumble, one fumble recovery, one blocked kick and three interceptions... Returned an interception 88-yards to tie for the fourth-longest interception return in team history... After two position changes (from quarterback to wide receiver to defensive back) prior to playing in his first collegiate contest, he became the first true freshman in Florida history to start at cornerback in his first career game... Earned Freshman All-America first-team and SEC All-Freshman team honors after recording 63 tackles, one fumble recovery and one interception... Sociology major.

PERSONAL

Born Joseph Walter Haden III... Native of Fort Washington, Md., where he attended Friendly High School... A four-year starter at quarterback who set a Maryland public school record with 7,371 career passing yards, while tying the career mark for touchdown passes with 80... Passed for 2,783 yards with 38 touchdowns, while rushing for 899 yards and 13 touchdowns as a senior as he led his team to the Class 3A state football title with a 14-0 record... Also started for his school's basketball team that won a state title... Graduated early and enrolled in college in January of 2007... Is the oldest of five brothers whose names all begin with the letter J (Josh, Jordan, Jacob and Jonathon)... Was the first college football player in his family as two of his younger brothers (Josh and Jordan) are now playing collegiately at the University of Toledo... Philanthropic endeavors include work with the Special Olympics.

HADEN'S SINGLE-GAME CAREER HIGHS

TACKLES: 7 at Cincinnati 12/19/10

INTERCEPTIONS: 1, six times, most recently vs. Baltimore 12/26/10

INT RETURN YARDS: 62 at Pittsburgh 10/17/10

SACKS: 1 vs. Baltimore 12/26/10

FORCED FUMBLES: 1 vs. Baltimore 12/26/10

HADEN'S CAREER DEFENSIVE STATISTICS

Year	Team	Tackles							Interceptions					Fumbles			Sp. T	
		GP	GS	Tot	Solo	Asst	Sk	1.0	Yds	No.	Yds	Lg	TD	PD	FF	FR	Yds	Tackle
2010	Cleveland	16	7	57	50	7	1.0	5.0	6	101	62	0	18	1	0	0	8	

Additional Special Teams Stats: 4 kickoff returns for 96 yards (24.0 avg.) with a long of 32

JOHNATHAN HAGGERTY



86
WIDE RECEIVER

HEIGHT: 6-1 • WEIGHT: 195
COLLEGE: Southwestern Oklahoma State
BIRTHDATE: February 5, 1988
HOW ACQUIRED: FA - 2010
YEAR WITH BROWNS: 2ND • YEAR IN NFL: 2ND



CAREER TRANSACTIONS

Originally signed by Cleveland as an undrafted free agent on April 30, 2010.

SEASONAL REVIEWS

2010: Placed on injured reserve with a foot injury on August 16 and missed the entire season.

COLLEGE

A four-year letterman at Southwestern Oklahoma State University (2006-09)... Tallied 173 career receptions for 2,726 yards and 23 touchdowns... First-team All-Lone Star Conference North Division choice as a senior after grabbing 54 passes for 748 yards and six touchdowns... Also was a first team all-conference selection as a sophomore in 2007 hauling in 46 passes for 782 yards and six scores... Posted a career-high seven touchdowns as a freshman in 2006, when he accounted for 45 receptions for 804 yards... Majored in exercise science.

PERSONAL

A native of Dallas, Texas where he attended Lincoln High School... Registered 700 receiving yards and seven touchdowns as a senior... Also ran track and won the district title in the 400 meters and 300 hurdles... Enjoys singing, and performed in a concert while in college... Lists "Gladiator" as favorite movie and Jaheim as favorite recording artist... Has a religious comic book coming out this year called "The Gridiron God."

MONTARIO HARDESTY



31
RUNNING BACK

HEIGHT: 6-0 • WEIGHT: 225
COLLEGE: Tennessee
BIRTHDATE: February 1, 1987
HOW ACQUIRED: D2B - 2010
YEAR WITH BROWNS: 2ND • YEAR IN NFL: 2ND



CAREER TRANSACTIONS

Originally drafted by Cleveland in the second round (59th overall) of the 2010 NFL Draft with a pick acquired from Philadelphia for a third-round and two fifth-round selections in 2010.

SEASONAL REVIEWS

2010: Sustained a knee injury in preseason finale vs. Chicago (9/2)... Was placed on injured reserve on September 3 and missed the entire season.


COLLEGE

Started 19 of 49 games at the University of Tennessee (2005-09)... Gained 2,391 rushing yards with 26 touchdowns on 556 attempts, while adding 405 receiving yards and one score on 38 catches... Ranked eighth in Tennessee's career record book with 2,391 rushing yards... Finished fourth in the Southeastern Conference and 23rd nationally in rushing, averaging 103.46 yards per game in 2009... Became the first Tennessee running back since 2001 to average more than 100-yards per contest (Travis Stephens)... Registered 13 rushing touchdowns and racked up 1,345 rushing yards in his final campaign, the fourth-best season total in school history, en route to All-SEC second-team honors... Registered 1,647 all-purpose yards as a fifth-year senior, which ranked third in school annals... Majored in sports management.

PERSONAL

Attended New Bern (N.C.) High School... Earned all-area, all-conference and all-state honors... Rushed for 2,002 yards with 19 touchdowns as a senior after gaining 1,987 rushing yards with 19 scores during junior campaign... Named the 2004 Shrine Bowl Offensive MVP after rushing for 55 yards and one touchdown, while adding five kickoff returns for 136 yards... Was also a track and field standout in high school, becoming a state finalist in the 100M in 2003.

PEYTON HILLIS



40

RUNNING BACK

HEIGHT: 6-1 • WEIGHT: 240

COLLEGE: Arkansas

BIRTHDATE: January 21, 1986

HOW ACQUIRED: TR. (DEN) 2010

YEAR WITH BROWNS: 2ND • YEAR IN NFL: 4TH



CAREER TRANSACTIONS

Originally drafted by Denver in the seventh round (227th overall) of the 2008 NFL Draft... Traded to Cleveland along with a 2011 sixth round draft choice and a conditional 2012 selection for Brady Quinn on March 14, 2010.

SEASONAL REVIEWS

2010: Rushed for a team-high 1,177 yards and 11 touchdowns on 270 attempts (4.4 avg.) and caught 61 passes for 477 yards and two touchdowns... Named to the *USA Today's* All-Joe Team for unheralded prime performers in 2010... Became the only player in Browns history to rush for 1,000 yards, record 50 receptions and score 10 total touchdowns in the same season... Joined Mike Pruitt (1980 and 1981) as the only players in club annals to have 1,000 yards rushing and 50 receptions in the same season... Rushing total ranked seventh in the AFC and 11th in the NFL... Thirteen total touchdowns tied for third-most in the NFL... Eleven rushing scores tied for sixth in the NFL... His 11 rushing scores were the eighth-highest single-season total in Browns history... Joined Hall of Famers Jim Brown and Leroy Kelly as the only Browns to have 11 rushing touchdowns in a season and the first since Kelly (16) in 1968... Point total of 78 was the most by a Browns running back since Kelly had an NFL-high 120 in 1968... Reception total was fourth among all NFL running backs and is tied for the fifth-highest single-season total in Browns history... Ranked sixth in the NFL with 1,654 total yards from scrimmage and accounted for 82 first downs (57 rushing, 25 receiving), the fifth-most in the NFL... Eclipsed the 100-yard rushing mark in five contests... During the first five games of the season, became the first Browns player to record a touchdown in five consecutive games since Earnest Byner did it in six straight in 1985... Earned AFC Offensive Player of the Week and FedEx Ground NFL Player of the Week honors after totaling a career-high 184 rushing yards on a career-high 29 carries and two touchdowns against New England (11/7)... Added three receptions for 36 yards for a career-best 220 total yards from scrimmage... Voted FedEx Ground NFL Player of the Week after totaling 131 rushing yards on 26 attempts with three touchdowns against Carolina (11/28), while recording six receptions for 63 yards... In game 13 at Buffalo (12/12), became the second-fastest Brown to reach the 1,000-yard rushing plateau since the league went to a 16 game schedule in 1978 (Reuben Droughns-12 games in 2005).

2009: Played in 14 games with two starts... Started at fullback and led the team with three special teams tackles at Cincinnati (9/13)... Scored on a two-yard run vs. Cleveland (9/20)... Registered a season-high two receptions for 10 yards at Baltimore (11/1)... Recorded season-highs of seven rushes for 47 yards at Kansas City (12/6).

2008: Saw action in 12 games with six starts before being placed on injured reserve with a hamstring injury on December 9... Totaled a team-high 343 rushing yards on 68 carries (5.0 avg.) with five touchdowns... Added 14 receptions for 179 yards (12.8 avg.) with one touchdown, while tying for the team lead with six total touchdowns... Totaled the fifth-highest single-game receiving yardage total (129) by a Broncos running back, against Miami (11/2)... Named Diet Pepsi NFL Rookie of the Week, FedEx Ground NFL Player of the Week and ESPN.com AFC West Player of the Week after his 129-yard rushing effort against the New York Jets (11/30)... Joined Floyd Little (1968) as one of two players in Broncos history with a 100-yard rushing (129 yards at NYJ 11/30) and a 100-yard receiving (116 yards vs. Mia. 11/2) game in the same season... Became one of only three Broncos to have a 100-yard rushing and a 100-yard receiving game in their career.

COLLEGE

A four-year letterman at the University of Arkansas (2004-07) who totaled 2,624 all-purpose yards and 23 touchdowns... Played in 44 games with 29 starts, registering 959 rushing yards on 203 attempts (4.7 avg.) with 12 touchdowns and 1,195 receiving yards on 118 receptions with 11 scores... Also recorded 25 punt returns for 257 yards and 12 kickoff returns for 213 yards on special teams... Led the team in both receptions (49) and receiving yards (537) with five touchdowns and a total of 886 all-purpose yards as a senior... Blocked for Heisman Trophy runner-up Darren McFadden and Felix Jones in 2006 and 2007, as each running back posted 1,000-yard rushing performances both seasons... Posted a career-best 947 all-purpose yards as a sophomore... Finished career at Arkansas tied for seventh in school history in receptions (118), tied for ninth in touchdown receptions (11) and 15th in receiving yards (1,195), totals that all marked school records for running backs.

PERSONAL

Native of Conway, Ark., where he attended Conway High School... Conducted a football camp in Conway, Ark... Named the 2010 Browns Player of the Year by the local chapter of the PFWA... Became the first Cleveland professional sports athlete to appear on the cover of a video game after winning a 32-man fan vote tournament for the cover of Madden NFL 12.

HILLIS' SINGLE-GAME CAREER HIGHS

RUSHING ATTEMPTS: 29 vs. New England 11/7/10
RUSHING YARDS: 184 vs. New England 11/7/10
LONG RUSH: 48 at Baltimore 9/26/10
RUSHING TD: 3 vs. Carolina 11/28/10
RECEPTIONS: 7, three times, most recent at Miami 12/5/10
RECEIVING YARDS: 116 vs. Miami 11/2/08
LONG RECEPTION: 47, twice, most recent at Jacksonville 11/21/10
RECEIVING TD: 1, three times, most recent at Jacksonville 11/21/10
COMBINED YARDS: 220 (184 rushing, 36 receiving) vs. New England 11/7/10

Career 100-Yard Rushing Regular Season Games (6):

184 vs. New England 11/7/10 (29-184-2)
144 at Baltimore 9/26/10 (22-144-1)
131 vs. Carolina 11/28/10 (26-131-3)
129 at N.Y. Jets 11/30/08 (32-129-1)
108 at Buffalo 12/12/10 (21-108-0)
102 vs. Cincinnati 10/3/10 (8-102-1)

Career 100-Yard Receiving Regular Season Games (1):

116 vs. Miami 11/2/08 (7-116-1)

HILLIS' CAREER OFFENSIVE STATISTICS

Year	Team	Rushing							Receiving				
		GP	GS	Att	Yds	Avg	Lg	TD	Rec	Yds	Avg.	Lg	TD
2008	Denver	12	6	68	343	5.0	19	5	14	179	12.8	47	1
2009	Denver	14	2	13	54	4.2	13	1	4	19	4.8	6	0
2010	Cleveland	16	14	270	1177	4.4	48	11	61	477	7.8	47	2
NFL	Totals	42	22	351	1,574	4.5	48	17	79	675	8.5	47	3

REGGIE HODGES



2
PUNTER

HEIGHT: 6-0 • WEIGHT: 220

COLLEGE: Ball State

BIRTHDATE: January 26, 1982

HOW ACQUIRED: FA - 2009

YEAR WITH BROWNS: 3RD • YEAR IN NFL: 5TH



at New Orleans (10/24) and ran the ball for 68 yards to help set up a 21-yard field goal... The run was the longest in the NFL by a punter since the merger of 1970 and was the longest play of the season for the Browns... Booted a season-high nine punts for a career-best 438 yards at Miami (12/5) with an average of 48.7 and a net average of 43.3 yards per punt with two inside the 20, including one downed at the one-yard line... That performance earned him AFC Special Teams Player of the Week honors... Had a season-high four punts inside the 20 on two occasions: vs. Kansas City (9/19) and at Pittsburgh (10/17).

2009: Appeared in four games with the Titans, booting 22 punts for 868 yards with a 39.5-yard average before being waived on October 27... In eight games with the Browns, hit 45 punts for a gross average of 39.8, a net of 36.4, 15 inside the 20-yard line, three touchbacks and a long of 54... Also served as the holder for the Browns... Set a career-high with four punts inside the 20 at Detroit (11/22) and again against Pittsburgh (12/10).

2008: Appeared in the final 12 games with the Jets, totaling 44 punts for 1,884 yards with a 42.8 average and 14 punts inside the 20.

2007: Waived by Indianapolis at the end of training camp.

2006: Waived by Philadelphia at the end of training camp.

2005: Saw action in five games with St. Louis and three games with Philadelphia... Totaled 41 punts for 1,535 yards with a 37.4 average.

COLLEGE

Four year letterman at Ball State University (2001-04)... Earned first team All-Mid-American Conference honors as a senior... Set a school career record with 254 punts and finished second in school history with 10,210 yards... Majored in communications.

PERSONAL

Born Reginald Aaron Hodges... Native of Champaign, Illinois where he attended Centennial High School... Married (Arlin) with a son (Christian) and daughter (Charlee).

HODGES' SINGLE-GAME CAREER HIGHS

PUNTS: 9, twice, most recent at Miami 12/5/10

MOST PUNT YARDAGE: 438 at Miami 12/5/10

LONG PUNT: 61 vs. Buffalo, 12/14/08

GROSS AVERAGE: 50.5 vs. Buffalo 12/14/08 (4-202)

NET AVERAGE: 50.0 at Tennessee 11/23/08 (1-50)

INSIDE 20: 4, four times, most recent at Pittsburgh 10/17/10

CAREER TRANSACTIONS

Originally drafted by St. Louis in the sixth round (210th overall) of the 2005 NFL Draft... Waived by St. Louis on October 10, 2005... Signed by Philadelphia on November 2, 2005... Waived by Philadelphia on November 22, 2005... Signed by Philadelphia on January 11, 2006... Waived by Philadelphia on August 8, 2006... Signed by Indianapolis on February 2, 2007... Waived by Indianapolis on August 22, 2007... Signed by Seattle on April 4, 2008... Waived by Seattle on August 31, 2008... Signed by New England to the practice squad on September 4, 2008... Released from New England's practice squad on September 7, 2008... Signed by the New York Jets on September 17, 2008... Waived by the Jets on April 27, 2009... Signed by the New York Jets on June 10, 2009... Waived by the Jets on September 6, 2009... Signed by Tennessee on September 23, 2009... Waived by Tennessee on October 27, 2009... Signed by Cleveland on November 15, 2009.

SEASONAL REVIEWS

2010: Played in all 16 games and booted 78 punts for a 43.9-yard gross average, a net of 39.0, 29 inside the 20-yard line, five touchbacks and a long of 59... 29 punts inside the 20 were tied for eighth in the NFL and is the second-highest single-season total in Browns history, trailing only the 32 by Bryan Wagner in 1989... Finished third in the NFL with 15 punts inside the 10-yard line... Net average ranked ninth in the league... Over the final 11 games, had 21 punts inside the 20 and no touchbacks... Last touchback occurred against Atlanta (10/10) in Week 5... Faked a punt

HODGES' CAREER SPECIAL TEAMS STATISTICS

Year	Team	G	No	Yds	Avg	Opp						
						Ret	Yds	Net	TB	In20	Lg	Blk
2005	St. L./Phi.	8	41	1,535	37.4	13	142	32.2	2	9	55	1
2008	N.Y. Jets	12	44	1,884	42.8	20	187	35.5	5	14	61	1
2009	Tenn./Cle.	12	67	2,657	39.7	30	220	34.9	5	16	54	0
2010	Cleveland	16	78	3,424	43.9	40	285	39.0	5	29	59	0
NFL	Totals	48	230	9,500	41.3	103	834	35.9	17	68	61	2

Additional stats: 1 rush for 68 yards in 2010

TRAVIS IVEY



94
DEFENSIVE LINE



HEIGHT: 6-4 • **WEIGHT:** 325

COLLEGE: Maryland

BIRTHDATE: December 22, 1986

HOW ACQUIRED: W. (MIA) - 2010

YEAR WITH BROWNS: 2ND • **YEAR IN NFL:** 2ND

CAREER TRANSACTIONS

Originally signed by Miami as an undrafted free agent on April 30, 2010... Waived by Miami on August 23, 2010... Claimed by Cleveland via waivers on August 25, 2010... Waived by Cleveland on September

4, 2010... Signed by Cleveland to the practice squad on September 5, 2010... Signed by Cleveland to the active roster on December 21, 2010.

SEASONAL REVIEWS

2010: Spent the first 15 weeks of the season on the Browns' practice squad before being signed to the active roster on December 21... Started and played in one game, was inactive for another... Credited with one tackle... Made NFL debut starting at left end against Baltimore (12/26).

COLLEGE

Four-year letterman at the University of Maryland (2006-09) where he amassed 54 tackles, two sacks and three fumble recoveries... Started all 12 games at defensive tackle as a senior, totaling 25 tackles, one sack and three fumble recoveries... Tied for second in the ACC and tied for 15th nationally in fumble recoveries with 0.25 per game... Graduated with a degree in African-American studies.

PERSONAL

Born Travis Deran Ivey in Washington D.C... Started playing football in his junior year at Riverdale Baptist (Upper Marlboro, Md.) High School... Played defensive end and offensive tackle and totaled 53 tackles, 16 sacks and batted down six passes as a senior... Also lettered in basketball.


IVEY'S CAREER DEFENSIVE STATISTICS

Year	Team	Tackles						Yds	Interceptions					Fumbles			Sp. T Tackle
		GP	GS	Tot	Solo	Asst	Sk		No.	Yds	Lg	TD	PD	FF	FR	Yds	
2010	Cleveland	1	1	1	1	0	0.0	0.0	0	0	0	0	0	0	0	0	0

BRANDON JACKSON



29
RUNNING BACK



HEIGHT: 5-10 • **WEIGHT:** 216

COLLEGE: Nebraska

BIRTHDATE: October 10, 1985

HOW ACQUIRED: UFA (G.B.) - 2011

YEAR WITH BROWNS: 1ST • **YEAR IN NFL:** 5TH

CAREER TRANSACTIONS

Originally drafted by Green Bay in the second round (63rd overall) of the 2007 NFL Draft... Signed by Cleveland as an unrestricted free agent on July 30, 2011.

SEASONAL REVIEWS

2010: Opened 13 contests and set career highs in nearly every category, including rushing attempts (190), rushing yards (703), rushing touchdowns (3), receptions (43) and receiving yards (844)... Rushed for a career-high 115 yards at Washington (10/10), including a career-long 71 yard run... Became the first Green Bay running back to post 700 rushing yards and 300 receiving yards in a single-season since Ahman Green

in 2006... Recorded at least one reception in all 16 regular season contests... Enters 2011 having caught a pass in 21 straight regular season games... Totaled 28 rushing yards and five receptions for 64 yards with one touchdown during the Packers' postseason run to the Super Bowl title.

2009: Saw action in 12 games and rushed for 111 yards and two touchdowns on 37 carries... Added 187 receiving yards and a score on 21 catches... Inactive for first four games due to a sprained ankle suffered during a pre-season contest Matched a career-high with six catches for a career-best 65 yards, against San Francisco (11/22)... Posted a career-high two rushing touchdowns and scored a third touchdown on a 13-yard reception against Seattle (12/27), making him the first Packer since Samkon Gado (at Atlanta, Nov. 13, 2005) to score three times in a regular-season game.

2008: Played in 13 games as a reserve and finished second on the team with 248 rushing yards... Led all Green Bay running backs and was fifth on the team with 30 receptions for 185 yards... Led the team with 61 rushing yards, including a 19-yard score late in the fourth quarter to put the Packers up 34-25 at Detroit (9/14)... Registered a career-high six receptions, totaling 37 yards, against Indianapolis (10/19).

2007: Saw action in 11 regular season games and two playoff contests... Started the first three games to open his career, then was inactive for the next four (shin)... Recorded his first 100-yard rushing performance after totaling 113 yards against Detroit (12/30) and was named Diet Pepsi NFL Rookie of the Week.

COLLEGE

A three-year letterman at the University of Nebraska (2004-06)... Played in 33 games with 11 starts and rushed 291 times for 1,431 yards and 14 touchdowns... Also caught 34 passes for 318 yards and two scores

while also returning 32 kickoffs for 579 yards, totaling 2,328 all-purpose yards... As a junior, amassed 1,459 all-purpose yards and ranked third in the conference with an average of 104.2 per game... Also posted 989 rushing yards with eight touchdowns and 33 passes for 313 yards and two touchdowns... Majored in sociology.

PERSONAL

Born Brandon Lamar Jackson in Detroit, Mich... Attended Horn Lake (Miss.) High School where he was chosen as the Class 5A Offensive Player of the Year by the Mississippi Coaches Association two straight years... Also lettered in basketball, track and powerlifting... Received the "Nice Guy" Award at the annual Doug Jirschele Sports Banquet in Clintonville, Wis., in 2010... Married (Brandy) with has a son (Brandon) and two daughters (Braylyn and Brayelle).

JACKSON'S SINGLE-GAME CAREER HIGHS

RUSHING ATTEMPTS: 22 at New England 12/19/10
RUSHING YARDS: 115 at Washington 10/10/10
LONG RUSH: 71 at Washington 10/10/10
RUSHING TD: 2 vs. Seattle 12/27/09
RECEPTIONS: 6, two times, most recent vs. San Francisco 11/22/09
RECEIVING YARDS: 65 vs. San Francisco 11/22/09
LONG RECEPTION: 37 vs. San Francisco 12/5/10
RECEIVING TD: 1, two times, most recent vs. Dallas 11/7/10
COMBINED YARDS: 140 (115 rushing, 25 receiving) at Washington 10/10/10

Career 100-Yard Rushing Regular Season Games (2):

115 at Washington 10/10/10 (10-115-0)
 113 vs. Detroit 12/30/07 (20-113-0)

B. JACKSON'S CAREER OFFENSIVE STATISTICS

Year	Team	Rushing						Receiving					
		GP	GS	Rec	Yds	Avg	Lg	TD	Att	Yds	Avg.	Lg	TD
2007	Green Bay	11	3	75	267	3.6	46	1	16	130	8.1	16	0
2008	Green Bay	13	0	45	248	5.5	32	1	30	185	6.2	18	0
2009	Green Bay	12	0	37	111	3.0	9	2	21	187	8.9	17	1
2010	Green Bay	16	13	190	703	3.7	71	3	43	342	8.0	37	1
NFL	Totals	52	16	347	1,329	3.8	71	7	110	844	7.7	37	2

Additional Special Teams Stats: 2 kickoff returns for 36 yards (18.0 avg.) with a long of 23 in 2009

B. JACKSON'S CAREER POSTSEASON OFFENSIVE STATISTICS

Year	Team	Rushing						Receiving					
		GP	GS	Rec	Yds	Avg	Lg	TD	Att	Yds	Avg.	Lg	TD
2007	Green Bay	2	0	8	34	4.3	18	0	2	14	7.0	13	1
2009	Green Bay	1	0	2	6	3.0	4	0	1	-1	-1.0	-1	0
2010	Green Bay	4	0	6	28	4.6	13	0	5	64	12.8	16t	1
NFL	Totals	7	0	16	68	4.3	18	0	8	77	7.7	16t	2

D'QWELL JACKSON



52
 LINEBACKER

HEIGHT: 6-0 • **WEIGHT:** 240

COLLEGE: Maryland

BIRTHDATE: September 26, 1983

HOW ACQUIRED: D2 - 2006

YEAR WITH BROWNS: 6TH • **YEAR IN NFL:** 6TH



(10/18) and was placed on injured reserve two days later... At the time of his injury had registered 57 tackles, a figure that led the team... Came up with a season-high 14 tackles in addition to a pass defended and the first forced fumble of his career, against Cincinnati (10/4)... Led the squad in tackles in four of the six contests in which he appeared.

2008: Led the team with 188 tackles... Finished first or second on the team in tackles in every game... Notched an interception off a Joe Flacco pass at Baltimore (9/21)... Shared a sack with Shaun Rogers on a six-yard sack of Jason Campbell at Washington (10/19)... Shared a sack with Santonio Thomas on a three-yard sack of David Garrard at Jacksonville (10/26)... Recorded a six-yard sack of Flacco vs. Baltimore (11/25)... Registered a career-high 20 tackles, and a career-best two interceptions and two pass breakups at Tennessee (12/7)... Both interceptions came off Kerry Collins, as Jackson became the first Browns linebacker to have two interceptions in a game since Eddie Johnson had a pair on October 14, 1984 against the New York Jets.

2007: Led the team with 111 tackles... Had a season-high 12 tackles at N.Y. Jets (12/9)... Left game at St. Louis (10/28) in the second quarter (ankle) and was inactive for the next two contests... Recorded his first career interception, off Matt Schaub, vs. Houston (11/25)... Part of a defensive effort that gave the Browns their first shutout since 2005 (11/20/05 vs. Miami, 22-0 win) and held the Bills to 232 net yards of offense in an 8-0 win vs. Buffalo (12/16)... Lone career fumble recovery came at Cincinnati (12/23)... First sack of his career came in finale vs. San Francisco (12/30) when he dropped Chris Weinke for a seven-yard loss.

2006: Ranked second on the club with 115 tackles and also contributed on special teams with 11 stops... Made his NFL debut and started at weakside linebacker with 10 tackles vs. New Orleans (9/10)... Was credited with

CAREER TRANSACTIONS

Originally drafted by Cleveland in the second round (34th overall) of the 2006 NFL Draft.

SEASONAL REVIEWS

2010: Inactive for the first two games with a pectoral injury sustained during training camp before being placed on injured reserve on September 25... Also missed all four preseason games with the injury.

2009: Voted a co-captain on defense... Started each of the first six games at inside linebacker... Sustained a pectoral injury at Pittsburgh

double-digit tackle totals on five occasions, including a season-high 12 twice: vs. Miami (10/14) and at New York Jets (12/9)... Sustained a toe injury at Pittsburgh (12/7), and was forced to miss the final three regular season games... Placed on injured reserve on December 15.

COLLEGE

In 48 games at the University of Maryland (2002-05), started 34 contests and became the seventh player in school history to record more than 400 career tackles... His 447 tackles ranked fourth on the all-time record list... Finished his career with 10.5 sacks for 62 yards, four forced fumbles, one fumble recovery, six interceptions, eight pass breakups and one blocked kick... In 2005, became only the second Maryland player to earn Atlantic Coast Conference Defensive Player of the Year honors, joining E.J. Henderson, who earned the award in 2001 and 2002... Became one of three players in school annals to lead the team in tackles three consecutive seasons... Majored in criminology and criminal justice.

PERSONAL

Born in Largo, Fla. and attended Seminole (Fla.) High School... Lettered three times in football, competing as a fullback, linebacker, quarterback

and punter... First-team all-state selection by the Associated Press as a junior and senior, adding first-team all-conference, all-district and All-Sun Coast honors in his final year... Played in the prestigious Florida-Georgia All-Star game... Seminole High went 23-4 in his last two years and made the regional finals both seasons... The 2000 team was undefeated in the regular season and finished 12-1... Recorded 91 tackles and 10 sacks as a linebacker and also rushed for 950 yards (5.7 avg.) and 13 touchdowns as a fullback during his senior season... Active in the Cleveland community and founded the "Jackson's Captains" season ticket program which provided tickets, apparel and food for the Wilbur Wright School.

JACKSON'S SINGLE-GAME CAREER HIGHS

TACKLES: 20 at Tennessee 12/7/08
PBU: 2 vs. Baltimore 9/30/07; at Tennessee 12/7/08
SACKS: 1 vs. San Francisco 12/30/07; vs. Baltimore 11/2/08
INTERCEPTIONS: 2 at Tennessee 12/7/08
INT RETURN YARDS: 16 at Baltimore 9/21/08
LONG INT RETURN: 16 at Baltimore 9/21/08
FUMBLE RECOVERIES: 1 at Cincinnati 12/23/07
FORCED FUMBLES: 1 vs. Cincinnati 10/4/09

D. JACKSON'S CAREER DEFENSIVE STATISTICS

Year	Team	GP	GS	Tackles				Yds	Interceptions				Fumbles				Sp. Tackle
				Tot	Solo	Asst	Sk		No.	Yds	Lg	TD	PD	FF	FR	Yds	
2006	Cleveland	13	13	112	58	54	0.0	0.0	0	0	0	0	1	0	0	0	11
2007	Cleveland	14	13	111	78	33	1.0	7.0	1	1	1	0	3	0	1	0	1
2008	Cleveland	16	16	188	112	76	2.0	10.5	3	29	16	0	5	0	0	0	0
2009	Cleveland	6	6	57	44	13	0.0	0.0	0	0	0	0	2	1	0	0	0
2010	Cleveland	0	0	0	0	0	0.0	0.0	0	0	0	0	0	0	0	0	0
NFL	Totals	49	48	468	292	176	3.0	17.5	4	30	16	0	11	1	1	0	12

SHAWN LAUVAO



66
OFFENSIVE LINE



HEIGHT: 6-3 • WEIGHT: 315

COLLEGE: Arizona State

BIRTHDATE: October 26, 1987

HOW ACQUIRED: D3B - 2010

YEAR WITH BROWNS: 2ND • YEAR IN NFL: 2ND

CAREER TRANSACTIONS

Originally drafted by Cleveland in the third round (92nd overall) of the 2010 NFL Draft with a pick acquired from the New York Jets as part of the Brayton Edwards trade.

SEASONAL REVIEWS

2010: Appeared in 10 games with one start at right guard... Was inactive for the first six contests with an ankle injury... Made NFL debut playing in a reserve role on offense at New Orleans (10/24)... Made first NFL start at Jacksonville (11/21).

COLLEGE

Appeared in 42 games at Arizona State University (2006-09), while finishing his career with 33 consecutive starts... Saw action at both guard and tackle with 17 starts at left guard, 12 at left tackle and four at right tackle... Started all 12 games at left tackle as a senior and earned second-team All-Pac-10 honors... Served as a team captain and helped the Sun Devils reduce their number of sacks allowed from 34 in 2008 to 27 in 2009... Started the first eight games at left guard and the last four at right tackle en route to an honorable mention All-Pac-10 selection in 2008... Played in all 13 games, with nine starts as a sophomore... Appeared in five games as a redshirt freshman... Graduated with a degree in interdisciplinary studies.

PERSONAL

Born Shawn Sifiso Lauvao in Honolulu, Hawaii... Attended Farrington (Honolulu, Hawaii) High School, where he was a two-time Scholar-Athlete of the Year... As a senior, earned first-team all-state honors... Was a two-time team captain... Placed second in the Hawaii Strong Man Competition when he was 16 (16-18-year-old age bracket) and won the 2005 Hawaii Strongest Teen competition... Selected to play in the Hawaii Classic All-Star football game and served as captain of the East team... Cousin, Saute Sapolu, played defensive end at ASU from 1985-88.

LAUVAO'S CAREER GAMES PLAYED

Year	Team	Regular Season		Postseason	
		GP	GS	GP	GS
2010	Cleveland	10	1	0	0

ALEX MACK



55

OFFENSIVE LINE



HEIGHT: 6-4 • WEIGHT: 310

COLLEGE: California

BIRTHDATE: November 19, 1985

HOW ACQUIRED: D1 - 2009

YEAR WITH BROWNS: 3RD • YEAR IN NFL: 2ND

CAREER TRANSACTIONS

Originally drafted by Cleveland in the first round (21st overall) of the 2009 NFL Draft.

Pro Bowl Selections: 1 (2010).

SEASONAL REVIEWS

2010: Was a member of the AFC Pro Bowl squad where he scored the game's final touchdown on 40-yard run off a lateral... He became the sixth Browns center to earn a Pro Bowl nod and the first since Tom DeLeone in 1981... Voted the center on *Sports Illustrated's* All-Pro team... Started all 16 games at center and did not miss an offensive snap for the second consecutive season... Part of an offensive line that paved the way for five individual 100-yard rushing performances and a running game that averaged 4.0 yards per rush attempt... Behind the line, Peyton Hillis rushed for 1,177 yards and 11 rushing touchdowns, tied for the fourth-highest total in the AFC and sixth in the NFL... In addition, the line allowed either none or only one sack seven times over the course of the season.

2009: Started all 16 games at center and did not miss an offensive snap... Was one of four rookie offensive linemen to start all 16 games in the NFL in 2009, a list which also included Buffalo's Andy Levitre (LG), Seattle's Max Unger (13 at RG, 3 at C) and Baltimore's Michael Oher (12 at RT, 4 at LT)... Became just the fifth NFL rookie to start all 16 games at center since 1998, joining Damien Woody (New England, 1999), Alex Stepanovich (Arizona, 2004), Nick Mangold (Jets, 2006) and Samson Satele (Miami, 2007)... Key part of a running game that averaged 4.2 yards per carry and 130.4 rushing yards per game, including an indi-

vidual club-record 286 yards rushing by Jerome Harrison at Kansas City (12/20)... Part of a line that allowed just 30 sacks on the year, including only seven over the final seven contests... Was named to the Pro Football Weekly/Professional Football Writers of America All-Rookie team... Selected to *USA Today's* All-Joe team... Helped the team record four consecutive contests with more than 160 yards rushing, becoming the first Browns team to do so since 1968... Also a key blocker during kickoff returns, helping the Browns to an NFL-best average starting position of 31.4.

COLLEGE

Attended the University of California (2005-08) and was awarded the Draddy Trophy as a senior, given to college football's top scholar-athlete... Two-time Rimington Trophy finalist, given to the nation's top center... Two-time All-American... Named the Pac-10 Conference's Scholar-Athlete of the Year in 2008... Four-time league academic honor roll honoree... Member of ESPN's All-Bowl Team in 2006 and 2008... Did not allow any quarterback sacks or pressures on 397 pass plays in 2008... Penalized just twice on a total of 832 snaps as a senior... Finalist for the Lowe's Senior CLASS Award, given for academic and athletic accomplishment... Was the 2008 winner of the Schlessinger Coaches Award, which recognizes outstanding athletic ability, academic success and community service at Cal... Became the third player in Pac-10 Conference annals to receive the Morris Trophy in consecutive seasons... Led a line that allowed just 11 sacks in 2007, the third-lowest figure in the country that year... Redshirted as a freshman... Earned a degree in legal studies, spent his senior season as a graduate student and is working towards his master's degree.

PERSONAL

Attended San Marcos (Santa Barbara, Calif.) High School... Played on both the offensive and defensive lines during his time in high school... Named the Channel League's co-Most Valuable Player on defense and a first team all-league selection... Two-time All-CIF choice and a three-time all-county and all-league member... Named to Prep Star's All-West team as a senior, helping his team rush for 2,031 yards in 2003... Added four letters in wrestling, advancing to the state wrestling tournament as a CIF heavyweight champion and compiled a 28-2 record on the mat as a senior, when he ranked second in the state... Active in the Cleveland community, volunteering for several "Shop with a Pro" and other military themed events... Father, Steve, played basketball at Baldwin-Wallace (Berea, Ohio) College from 1966-69... Enjoys traveling and has been to Greece, Italy, France, Spain, England and Thailand.

MACK'S CAREER GAMES PLAYED

Year	Team	Regular Season		Postseason	
		GP	GS	GP	GS
2009	Cleveland	16	16	0	0
2010	Cleveland	16	16	0	0
Career		32	32	0	0

WHAT CAN BROWN DO FOR YOU?

Of the 11 running backs coaches in the NFL who also played in the league, Browns running backs coach Gary Brown is one of only three who rushed for 1,000 yards in a single-season multiple times during their playing career. Brown, who eclipsed the 1,000-yard plateau twice (1993, '98), joins Baltimore Ravens running backs coach Wilbert Montgomery (1978-79, '81) and Jacksonville Jaguars running backs coach Earnest Byner (1985, 90-91) as the only three current running backs coaches in the NFL to accomplish the feat. All three have each also tutored 1,000 yards backs during their coaching careers.

*Green Bay Packers wide receivers coach Edgar Bennett and Philadelphia Eagles special teams assistant Duce Staley each also reached this plateau as players, but are not currently tutoring running backs in the league.

KALUKA MAIAVA



56

LINEBACKER



HEIGHT: 6-0 • **WEIGHT:** 230
COLLEGE: Southern California
BIRTHDATE: December 27, 1986
HOW ACQUIRED: D4 - 2009
YEAR WITH BROWNS: 3RD • **YEAR IN NFL:** 3RD

CAREER TRANSACTIONS

Originally drafted by Cleveland in the fourth round (104th overall) of the 2009 NFL Draft.

SEASONAL REVIEWS

2010: Played in the first two games of the season before being placed on injured reserve on September 21 with a knee injury sustained vs. Kansas City (9/19)... Recorded one special teams tackle.

2009: Appeared in all 16 games with three starts... Recorded 40 tackles, 2.5 sacks, two passes defensed and a forced fumble on defense... Reg-

istered four tackles on special teams and one forced fumble... Also played a key role on both kickoff return and kickoff coverage, helping the Browns to an NFL-best average starting position of 31.4 and to a league-best defensive kickoff return average of 18.9... First start of NFL career came vs. Green Bay (10/25)... Produced a career-high eight tackles in his second starts, vs. Baltimore (11/16)... Posted four tackles and a career-best 1.5 sacks in season finale against Jacksonville (1/3/10).

COLLEGE

Missed just one game during four-year career at the University of Southern California (2005-08)... Amassed 164 career tackles and two interceptions... Was a second-team All-Pac-10 selection as a senior, when he notched 66 tackles and an interception... Named Rose Bowl Defensive MVP after posting four tackles and two pass deflections against Penn State... Named USC's co-Special Teams Player of the Year in 2005 and 2006... Sociology major.

PERSONAL

Full name is Kaluka Kawahalama Maiava... Native of Wailuku, Hawaii, where he attended Baldwin High School... As a senior was the Gatorade Hawaii Player of the Year and a first-team all-state selection by the Honolulu Advertiser... Also participated in soccer and boxing in high school... Father, Scott Mahoney, was an offensive lineman at the University of Colorado (1969-71)... His grandfather is ex-pro wrestler Neff Maiava... Brother, Kai, was an offensive lineman at UCLA... Enjoys surfing and hunting... Lists cousin and UFC mixed martial artist Kendall Grove as favorite athlete.

MAIAVA'S SINGLE-GAME CAREER HIGHS

TACKLES: 8 vs. Baltimore 11/16/09
FORCED FUMBLE: 1 at Pittsburgh 10/18/09
SACKS: 1.5 vs. Jacksonville 1/3/10

MAIAVA'S CAREER DEFENSIVE STATISTICS

Year	Team	Tackles						Interceptions				Fumbles				Sp. T Tackle	
		GP	GS	Tot	Solo	Asst	Sk	Yds	No.	Yds	Lg	TD	PD	FF	FR		Yds
2009	Cleveland	16	3	40	30	10	2.5	5.5	0	0	0	0	2	1	0	0	4
2010	Cleveland	2	0	0	0	0	0.0	0.0	0	0	0	0	0	0	0	0	1
NFL	Total	18	3	40	30	10	2.5	5.5	0	0	0	0	2	1	0	0	5

Additional Special Teams Stats: Forced Fumbles: 1 in 2009

MOHAMED MASSAQUOI



11

WIDE RECEIVER



HEIGHT: 6-2 • **WEIGHT:** 207
COLLEGE: Georgia
BIRTHDATE: November 24, 1986
HOW ACQUIRED: D2B - 2009
YEAR WITH BROWNS: 3RD • **YEAR IN NFL:** 3RD

CAREER TRANSACTIONS

Originally drafted by Cleveland in the second round (50th overall) of the 2009 NFL Draft.

SEASONAL REVIEWS

2010: Appeared in 15 games with 14 starts... Caught 36 passes for 483 yards and two touchdowns... Also rushed for minus-3 yards on one attempt and completed his only pass attempt for 29 yards and a touchdown... Hauled in a 41-yard touchdown reception from Jake Delhomme in season-opener at Tampa Bay (9/12)... Recorded a three-yard touchdown reception from Colt McCoy with 44 seconds remaining in regulation to force overtime against the New York Jets (11/14)... Against Baltimore (12/26), caught two passes for 14 yards and also hit Brian Robiskie for a 29-yard touchdown pass in the first quarter, becoming the first non-quarterback to throw a touchdown pass for the Browns since September 8, 2002, when Kevin Johnson hit Quincy Morgan for a 33-yard strike against Kansas City... Was inactive at New Orleans (10/24) with a head injury sustained the previous week at Pittsburgh (10/17).

2009: Played in all 16 games with 11 starts... Tied for team lead with 34 receptions, totaling a team-best 624 yards and three receiving touchdowns... Became the fourth rookie to lead the Browns in receiving yards in a season and the first since Kevin Johnson in 1999... Average per reception of 18.4 was a Browns rookie record, surpassing the previous mark of 17.7 set by Paul Warfield in 1964... In addition, Massaquoi's mark was second among the top 50 receiving yardage leaders in the AFC (19.4 by Pittsburgh's Mike Wallace)... Yardage total was fourth among AFC rookies... Recorded two 100-yard receiving games, the first Browns rookie to have two or more such games in a season since Kevin Johnson had two in 1999.

COLLEGE

Started 36 of 51 games at the University of Georgia (2005-08)... Recorded 158 receptions for 2,282 yards (14.4 avg.) and 16 touchdowns... His 2,282 receiving yards ranked fourth in school history... Registered 58 receptions for 920 yards as a senior... Reception total was the third-highest single-season figure in Bulldogs history... Was a first-team All-Southeastern Conference and Academic All-SEC member... Named the team's 2008 captain and earned the Leon Farmer Award for dedication to the strength and conditioning program and academics... Was a Freshman All-America honorable mention selection by *The Sporting News* and named the team's Offensive Newcomer of the Year in 2005... Hauled in 38 passes for 505 yards and two touchdowns that year... Earned degree in psychology.

PERSONAL

Full name is Mohamed Jah Massaquoi... Native of Charlotte, N.C., where he attended Independence High School... Three-time Associated

Press all-state pick... Was a finalist for the Watkins Award, which recognizes African-American Scholar Athletes... Amassed 1,834 yards receiving in his final campaign... Set the North Carolina state prep records for career receiving yards (4,851), receiving yards in a season (1,834 in 2004), touchdown catches in a career (76), and touchdown catches in a season (32 as a senior)... Finished his career with 272 receptions and helped his team win 77 consecutive games and capture four consecutive North Carolina state 4A championships... Part of the same high school team as Hakeem Nicks of the New York Giants and former University of Florida quarterback Chris Leak... Active in the Cleveland community where he has done volunteer work at local schools and hospitals.

MASSAQUOI'S SINGLE-GAME CAREER HIGHS

RECEPTIONS: 8 vs. Cincinnati 10/4/09
 RECEIVING YARDS: 148 vs. Cincinnati 10/4/09
 RECEIVING TDs: 1, five times, most recent vs. New York Jets 11/14/10
 LONG RECEPTION: 59t at Detroit 11/2/09
 PASSING ATTEMPTS: 1 vs. Baltimore 12/26/10
 COMPLETIONS: 1 vs. Baltimore 12/26/10
 PASSING TDs: 1 vs. Baltimore 12/26/10
 PASSING YARDS: 29 vs. Baltimore 12/26/10
 LONGEST PASS: 29t vs. Baltimore 12/26/10

Career 100-Yard Receiving Regular Season Games (2):

148 vs. Cincinnati 10/4/09 (8-148-0)
 115 at Detroit 11/22/09 (5-115-1)

MASSAQUOI'S CAREER OFFENSIVE STATISTICS

Year	Team	GP	Receiving					Rushing					
			GS	Rec	Yds	Avg	Lg	TD	Att	Yds	Avg	Lg	TD
2009	Cleveland	16	11	34	624	18.4	59t	3	1	-3	-3.0	-3	0
2010	Cleveland	15	14	36	483	13.4	41t	2	1	-3	-3.0	-3	0
NFL	Totals	31	25	70	1107	15.8	59t	5	2	-6	-3.0	-3	0

Additional Stats: Passing: 1-1, 29 yard touchdown vs. Baltimore 12/26/10

COLT MCGOY



12
 QUARTERBACK

HEIGHT: 6-1 • WEIGHT: 215

COLLEGE: Texas

BIRTHDATE: September 5, 1986

HOW ACQUIRED: D3A - 2010

YEAR WITH BROWNS: 2ND • YEAR IN NFL: 2ND



CAREER TRANSACTIONS

Originally drafted by Cleveland in the third round (85th overall) of the 2010 NFL Draft with a pick acquired from Oakland for Kamerion Wimbley.

SEASONAL REVIEWS

2010: Started and played in eight games... Was the third quarterback for three contests, the backup in three games and inactive (ankle) for two contests... Completed 135 of 222 passes (60.8%) for 1,576 yards with six touchdowns, nine interceptions and a rating of 74.5... Also rushed for 136 yards and a touchdown on 28 carries and caught one pass for 13 yards... Led the Browns with 1,576 passing yards, joining Bernie Kosar (1985) and Tim Couch (1999) as the only rookies to lead the Browns in passing yards... Set a Browns rookie record with his 60.8% completion mark and 74.5 passer rating... Led all NFL rookies in completion percentage... Made his NFL debut and first career start at Pittsburgh (10/17), completing 23 of 33 passes for 281 yards with one touchdown and two interceptions... His 281 passing yards were the second-most ever by a Browns rookie quarterback, trailing only Eric Zeier's 310 at Cincinnati on October 29, 1995... First win as an NFL starter came the following week at New Orleans (10/24), as he completed 9 of 16 for 74 yards in a 30-17 decision... Also caught a 13-yard pass from Peyton Hillis in the fourth quarter on a third-and-six, which helped to set up a 48-yard field goal... Recorded a 101.6 quarterback rating against New England (11/7) and accounted for his first touchdown run, a 16-yard scamper... Capped off a 59-yard game-tying drive with a three-yard touchdown pass to Mohamed Massaquoi with a 44 second remaining against the New York Jets (11/14) to send the game into overtime...

PERSONAL

Completed a career-long 47-yard pass to Peyton Hillis at Jacksonville (11/21) and totaled a career-high 39 rushing yards on four attempts... Sustained an ankle injury in the Jaguars game and missed the next three contests... Completed 19 of 25 passes for 243 yards with two touchdowns, no interceptions and a rating of 132.6 at Cincinnati (12/19)... Completion percentage of 76.0% was the second-highest figure ever by a Browns rookie (min. 20 atts.), trailing only the 78.3% mark by Tim Couch (18 of 23) on October 17, 1999 at Jacksonville... Rating of 132.6 was the second-highest ever by a Browns rookie, trailing only a 136.7 mark set by Charlie Frye against Jacksonville on December 4, 2005.

COLLEGE

Earned 45 victories in 53 career starts at the University of Texas (2006-09) to become the winningest quarterback in NCAA history... Completed 1,157 of 1,645 passes for 13,253 yards with 112 touchdowns and 45 interceptions, while adding 447 rushing attempts for 1,571 yards and 20 scores... Became the only quarterback in college annals to win at least 10 or more games in each of his four seasons... Finished collegiate career owning 47 school records... Career pass completion percentage of 70.33 ranked second in NCAA history behind by Colt Brennan's (Hawaii 2005-07) 70.39... His 13,253 yards passing ranked sixth in college football annals... Finished seventh all-time in NCAA history with 112 touchdown passes... Generated 14,824 yards in total offense, a figure that was surpassed by just three other players in the history of the NCAA... A three-time Academic All-Big 12 Conference honoree... Was the recipient of the Maxwell Award (collegiate player of the year), Davey O'Brien Award (nation's top quarterback) and Johnny Unitas Golden Arm Award (nation's top senior quarterback) in 2009... Named Big 12 Offensive Player of the Year as a senior... Completed 332 of 470 passes for 3,521 yards, 27 touchdowns and 12 interceptions in 2009... Completed a school season-record 332 passes on 433 attempts, setting an NCAA season-record with his pass completion percentage of 76.67% and threw for a career-high 3,859 yards and 34 touchdown passes in 2008... Completed 276 of 424 passes for 3,303 yards, 22 touchdowns and a passer rating of 139.16 in 2007... Named the Big 12 Offensive Freshman of the Year and All-Big 12 second team, completing 217 of 318 passes for 2,570 yards and 29 touchdowns in 2006... Redshirted the 2005 season... Graduated with a degree in sports management.

Born Daniel Colt McCoy in Hobbs, N.M., and attended Jim Ned (Tuscola, Texas) High School where his father, Brad, served as head coach... Completed a 34-2 record as starting quarterback... Finished his prep career as the all-time leading passer in Texas 2A history and sixth overall in Texas high school history... Completed 536 of 849 passes for 9,344 yards and 116 touchdowns, adding 1,575 yards and 21 touchdowns on 206 carries... Two-time Associated Press 2A Offensive MVP and first-team All-State pick... Led the school to a 12-1 record as a senior, helping them capture the District 3-2A title as he completed 204 of 315 passes for 3,806 yards and 47 touchdowns... As a junior, led his team to a 14-1 record and the 2A Division I finals, hitting on 238 of 371 passes for 3,939 yards and 50 touchdowns, as those 50 scoring strikes set a Texas 2A season-record and ranked sixth overall in the nation at the time... Also a four-year starter in basketball and was an All-State selection as a junior... Was a three-time regional qualifier in track, including the mile relay and 110M hurdles... Became the lead spokesperson for the Scott & White Children's Hospital outside of Austin, Texas... Along with his mother (Debra) and father (Brad), authored a book entitled 'Growing Up Colt'... Wife, Rachel, was a middle-distance track and field athlete for Baylor University... Grandfather, Burl McCoy, is a member of the Abilene Christian University Sports Hall of Fame for his exploits both as an athlete and as the former women's basketball coach... Mother was a shooting guard in basketball for her father at Abilene Christian... Father was a safety in football at Abilene Christian... Brother, Case, is a sophomore quarterback at the University of Texas... Enjoys hunting, fishing and golfing.

McCOY'S SINGLE-GAME CAREER HIGHS

PASSING ATTEMPTS: 41 vs. Pittsburgh 1/2/11
 COMPLETIONS: 23 at Pittsburgh 10/17/10
 PASSING YARDS: 281 at Pittsburgh 10/17/10
 PASSING TDs: 2 at Cincinnati 12/19/10
 LONG PASS: 47 at Jacksonville 11/21/10
 QB RATING: 132.6 at Cincinnati 12/19/10
 INTERCEPTIONS: 3 vs. Baltimore 12/26/10; vs. Pittsburgh 1/2/11
 RUSH ATTEMPTS: 5 at New Orleans 10/24/10
 RUSH YARDS: 39 at Jacksonville 11/21/10
 RUSH TDs: 1 vs. New England 11/7/10
 LONG RUSH: 18 at Jacksonville 11/21/10
 RECEPTIONS: 1 at New Orleans 10/24/10
 RECEIVING YARDS: 13 at New Orleans 10/24/10
 LONG RECEPTION: 13 at New Orleans 10/24/10

McCOY'S CAREER PASSING STATISTICS

Year	Team	*(W-L)										Yds. Lost	QB Rating		
		GP	GS	Record	Att	Cmp	Pct.	Yds	Yds/Att.	TD	Int			Lg	Sk
2010	Cleveland	8	8	2-6	222	135	60.8	1,576	7.1	6	9	47	23	132	74.5

*as a starter

McCOY'S CAREER OFFENSIVE STATISTICS

Year	Team	GP	GS	Rushing					Receiving				
				Rec	Yds	Avg	Lg	TD	Att	Yds	Avg.	Lg	TD
2010	Cleveland	8	8	28	136	4.9	18	1	1	13	13.0	13	0

SIX PACK

Former Browns wide receiver Dub Jones is one of three players in NFL history to score six touchdowns in a single game. Jones notched four rushing and two receiving touchdowns in a 42-21 victory over the Chicago Bears on November 25, 1951. Ernie Nevers (Chicago Cardinals, 1929) and Gale Sayers (Chicago Bears, 1965) join Jones as the only players to accomplish that feat.

CARLTON MITCHELL



18

WIDE RECEIVER

HEIGHT: 6-3 • WEIGHT: 215

COLLEGE: South Florida

BIRTHDATE: April 6, 1988

HOW ACQUIRED: D6A - 2010

YEAR WITH BROWNS: 2ND • YEAR IN NFL: 2ND



CAREER TRANSACTIONS

Originally drafted by Cleveland in the sixth round (177th overall) of the 2010 NFL Draft.

SEASONAL REVIEWS

2010: Played in five games in a reserve role and was inactive for 11 contests... Made NFL debut at New Orleans (10/24)... Recorded one carry for nine yards against Carolina (11/28).

COLLEGE

Started 18 of 37 games at the University of South Florida (2007-09), totaling 105 career receptions for 1,648 yards (15.7 avg.) with nine touchdowns... Yardage total set a school record, while reception and touchdown reception totals each ranked fifth on the school's career list... In 2009, set the school single-season record with 706 receiving yards, while leading the team with 40 receptions and four touchdowns... Recorded an 85-yard catch vs. Syracuse in 2009, the second-longest reception in school history... Also performed on the USF track team, competing in the 400 meters and the long jump during the 2007-08 outdoor campaign... Majored in interdisciplinary social sciences.

PERSONAL

Born Carlton Lorange Mitchell... Native of Gainesville, Fla., and attended Gaither (Lutz, Fla.) High School where he earned all-county and all-district honors... Also was a three-year letterman in basketball... Father, Carl, played professional basketball in Europe... Mother, Angela, is a "cut-man" for professional boxer Antonio Tarver... Enjoys fishing... Active in the Cleveland community, volunteering at local schools and juvenile centers.

C. MITCHELL'S CAREER OFFENSIVE STATISTICS

Year	Team	GP	Receiving				Avg	Lg	TD	Rushing			
			GS	Rec	Yds	0.0				Att	Yds	Avg.	Lg
2010	Cleveland	5	0	0	0	0.0	0	0	1	9	9.0	9	0

JAYME MITCHELL



92

DEFENSIVE LINE

HEIGHT: 6-6 • WEIGHT: 285

COLLEGE: Mississippi

BIRTHDATE: March 15, 1984

HOW ACQUIRED: TR. (MIN) - 2010

YEAR WITH BROWNS: 2ND • YEAR IN NFL: 6TH



CAREER TRANSACTIONS

Originally signed by Minnesota as an undrafted free agent on April 30, 2006... Waived by Minnesota on September 4, 2006... Signed by Minnesota to the practice squad on September 9, 2006... Signed by Minnesota to the active roster on September 19, 2006... Traded to Cleveland for an undisclosed 2012 draft choice on October 5, 2010... Re-signed by Cleveland on August 1, 2011.

SEASONAL REVIEWS

2010: Appeared in two games with Minnesota... Recorded a sack in the opener at New Orleans (9/9)... Inactive for all 12 games as a member of

the Browns' 53-man roster.

2009: Appeared in four regular season games... Posted a season-high two tackles at Carolina (12/20)... Saw action in first career playoff game at New Orleans (1/24/10) in the NFC Championship Game.

2008: Spent the entire season on injured reserve after suffering a knee injury during the preseason.

2007: Appeared in 10 games, all in a reserve role... Had a sack vs. Detroit (12/2).

2006: Played in 13 games as a reserve and finished the season with 10 tackles and three sacks... Recorded two sacks and a forced fumble in Monday Night game against New England (10/30)... Initial sack of his career came in that Patriots game when he dropped Tom Brady for a 2-yard loss... Made NFL debut against Chicago (9/24).

COLLEGE

Started 20 of 45 games at the University of Mississippi (2002-05)... Finished career with 105 tackles and five sacks... Started all 11 games as a senior... Majored in liberal arts.

PERSONAL

Attended Forest Hill (Jackson, Miss.) High School... Was an all-state first-team selection by the Mississippi Association of Coaches (5A) as well as *The Clarion-Ledger*.

MITCHELL'S SINGLE-GAME CAREER HIGHS

TACKLES: 4, twice, most recent vs. Washington 12/23/07

SACKS: 2.0 vs. New England 10/30/06

J. MITCHELL'S CAREER DEFENSIVE STATISTICS

Year	Team	Tackles						Interceptions					Fumbles			Sp. T	
		GP	GS	Tot	Solo	Asst	Sk	Yds	No.	Yds	Lg	TD	PD	FF	FR	Yds	Tackle
2006	Minnesota	13	0	10	5	5	3.0	22.0	0	0	0	0	1	1	0	0	0
2007	Minnesota	10	0	15	8	7	1.0	12.0	0	0	0	0	0	0	0	0	
2008	Minnesota	INJURED RESERVE															
2009	Minnesota	4	0	3	3	0	0.0	0.0	0	0	0	0	0	0	0	0	
2010	Minn./Cle.	2	0	1	1	0	1.0	8.0	0	0	0	0	0	0	0	0	
NFL	Totals	29	0	29	17	12	5.0	42.0	0	0	0	0	1	1	0	0	

EVAN MOORE



89

TIGHT END

HEIGHT: 6-6 • WEIGHT: 250

COLLEGE: Stanford

BIRTHDATE: January 3, 1985

HOW ACQUIRED: FA - 2009

YEAR WITH BROWNS: 3RD • YEAR IN NFL: 4TH



CAREER TRANSACTIONS

Originally signed by New Orleans as an undrafted free agent on May 5, 2008... Waived by New Orleans on May 13, 2008... Signed by Green Bay on May 22, 2008... Waived by Green Bay on September 5, 2009... Signed by Cleveland to the practice squad on November 9, 2009... Signed by Cleveland to the active roster on December 5, 2009.

SEASONAL REVIEWS

2010: Appeared in 12 contests with four starts... Caught 16 passes for 322 yards and a touchdown... Average of 20.1 yards per reception led the team... Was inactive for two games with a hip injury before being placed on injured reserve on December 22, where he spent the final two contests... Recorded a career and game-high 87 receiving yards on three receptions at Tampa Bay (9/12), including a career-long 49-yard catch... First career start came in game against Kansas City (9/19)... Scored first career touchdown on a 24-yard pass from Seneca Wallace against Cincinnati (10/3), as the Browns went on for a 23-20 victory.

2009: Elevated to the 53-man active roster on December 5 after spending the previous three weeks on the Browns' practice squad... Played in five games in a reserve role and had 12 receptions for 158 yards... Made NFL debut against San Diego (12/6), and tallied six receptions for a team-high 80 yards... Registered at least one reception in all five games in which he appeared.

2008: Placed on injured reserve by the Packers with a knee injury on August 19 and missed the entire season.

COLLEGE

A four-year letterman at Stanford University (2003-04, 2006-07) who appeared in 38 contests and finished his collegiate career with 103 receptions for 1,555 yards and 12 touchdowns... Played in all 12 games as a senior in 2007, tying for second on the team with 39 receptions and finishing third on the club with 481 receiving yards... Named to second-team Pac-10 All-Academic squad in 2006... Received medical redshirt in 2005 after suffering season-ending injury in the season opener... Started all 11 games as a sophomore in 2004 and led the team with six touchdowns and ranked second on the team in receptions (39) and receiving yards (616)... Named first-team Pac-10 All-Academic, honorable mention All-Pac-10 and District 8 Academic All-American as a sophomore... Earned a bachelor's degree in political science and a master's degree in sociology.

PERSONAL

A native of Brea, Calif., where he was a three-time letterwinner in football at Brea-Olinda High School... As a senior, registered 50 receptions for 867 yards with 12 touchdowns on offense and also notched 31 tackles and eight interceptions on defense... Active in the Cleveland community where he has done volunteer work at local schools and the Cleveland FoodBank... Engaged (Colby).

MOORE'S SINGLE-GAME CAREER HIGHS

RECEPTIONS: 6 vs. San Diego 12/6/09

RECEIVING YARDS: 87 at Tampa Bay 9/12/10


RECEIVING TDs: 1 vs. Cincinnati 10/3/10

LONG RECEPTION: 49 at Tampa Bay 9/12/10

MOORE'S CAREER OFFENSIVE STATISTICS

Year	Team	Receiving							Sp. T.	
		GP	GS	Rec	Yds	Avg	Lg	TD	Tackle	
2008	Green Bay	INJURED RESERVE								
2009	Cleveland	5	0	12	158	13.2	24	0	0	
2010	Cleveland	12	4	16	322	20.1	49	1	0	
NFL	Totals	17	4	28	480	17.1	49	1	0	

JORDAN NORWOOD



10
WIDE RECEIVER

HEIGHT: 5-11 • WEIGHT: 180

COLLEGE: Penn State

BIRTHDATE: September 29, 1986

HOW ACQUIRED: FA - 2010

YEAR WITH BROWNS: 2ND • YEAR IN NFL: 2ND



CAREER TRANSACTIONS

Originally signed by Cleveland as an undrafted free agent on May 1, 2009... Waived by Cleveland on September 5, 2009... Signed by Philadelphia to the practice squad on September 23, 2009... Signed by Philadelphia to the active roster on December 1, 2009... Waived by Philadelphia on December 7, 2009... Signed by Philadelphia to the practice squad on December 9, 2009... Waived by Philadelphia on September 4, 2010... Signed by Cleveland to the practice squad on September 6, 2010... Signed by Cleveland to the active roster on November 30, 2010.

STEVE OCTAVIEN



95
LINEBACKER

HEIGHT: 6-0 • WEIGHT: 254

COLLEGE: Nebraska

BIRTHDATE: November 25, 1984

HOW ACQUIRED: FA - 2010

YEAR WITH BROWNS: 2ND • YEAR IN NFL: 2ND



CAREER TRANSACTIONS

Originally signed by Kansas City as an undrafted free agent on May 2, 2008... Waived by Kansas City on August 31, 2008... Signed by Washington to the practice squad on November 19, 2008... Signed by Dallas to the active roster on November 29, 2008... Waived by Dallas on September 4, 2010... Signed by Cleveland on December 21, 2010.

SEASONAL REVIEWS

2010: Spent the first 12 weeks on the Browns' practice squad before being added to the active roster... Inactive for all five games on the 53-man roster.

2009: Active for one contest and made NFL debut against Atlanta (12/6)... Spent 13 weeks on the Eagles' practice squad.

COLLEGE

Played four seasons at Penn State University (2005-08)... Finished career with 158 receptions for 2,015 yards and 13 touchdowns... As a senior, caught 41 passes for 637 yards and six scores... Academic All-Big Ten honoree and was selected ESPN The Magazine Academic All-District in 2007... Had career-high 45 catches (472 yards, 2 touchdowns) as a sophomore in 2006... Played one year (2006-07) on the Penn State basketball team... Earned a degree in advertising.

PERSONAL

Born Jordan Shea Rashad Norwood in Honolulu, Hawaii... Two-time Mountain Athletic Conference Defensive Player of the Year at State College (Pa.) High School... Father, Brian, is the associate head coach at Baylor University and served seven years as the secondary coach at Penn State... Brother, Gabe, was a member of the George Mason University basketball team that advanced to the 2006 NCAA Final Four and is currently playing for Rain or Shine Elasto Painters in the Philippine Basketball Association, and is a member of the Philippine national basketball team... Has done graphic design work for RWH Products in Huntingdon, Pa.

SEASONAL REVIEWS

2010: Appeared in two games in a reserve role with the Browns... Notched one special teams tackle, in finale against Pittsburgh (1/2/11).

2009: Played in 14 games, totaling two tackles on defense and 12 on special teams... Posted a season-high three special teams tackles in the season opener at Tampa Bay (9/13)... Recorded his first career tackle on defense at Kansas City (10/11)... Registered two special teams tackles in his playoff debut, against Philadelphia (1/9/10).

2008: Spent training camp with Kansas City before being waived... Signed to Washington's practice squad for 10 days before being signed to Dallas' active roster... Was inactive his first two games with the Cowboys before playing on special teams in the final two contests of the season... Recorded two special teams tackles and a forced fumble on special teams in his NFL debut, against Baltimore (12/20).

COLLEGE

Played in 22 games with 10 starts at the University of Nebraska (2005-07)... Totaled 128 tackles, three sacks and one forced fumble... Played in all 12 games as a senior with eight starts, and tallied 92 tackles and two sacks... Graduated with a degree in sociology.

PERSONAL

Three-year letterman at Lely (Naples, Fla.) High School... Was also a standout on the school's track and field team, winning the state discus title as a junior... Has a son (Adonis).

OCTAVIEN'S CAREER DEFENSIVE STATISTICS

Year	Team	Tackles						Interceptions					Fumbles			Sp. T	
		GP	GS	Tot	Solo	Asst	Sk	Yds	No.	Yds	Lg	TD	PD	FF	FR	Yds	Tackle
2008	Dallas	2	0	0	0	0	0.0	0.0	0	0	0	0	0	0	0	0	2
2009	Dallas	14	0	1	1	0	0.0	0.0	0	0	0	0	0	0	0	12	
2010	Cleveland	2	0	0	0	0	0.0	0.0	0	0	0	0	0	0	0	1	
NFL	Totals	18	0	1	1	0	0.0	0.0	0	0	0	0	0	0	0	15	

Additional Special Teams Stats: Forced Fumbles: 1 in 2008

TONY PASHOS



79

OFFENSIVE LINE



HEIGHT: 6-6 • WEIGHT: 326

COLLEGE: Illinois

BIRTHDATE: August 3, 1980

HOW ACQUIRED: UFA (S.F.) - 2010

YEAR WITH BROWNS: 2009 • YEAR IN NFL: 9th

CAREER TRANSACTIONS

Originally drafted by Baltimore in the fifth round (173rd overall) of the 2003 NFL Draft... Signed by Jacksonville as an unrestricted free agent on March 2, 2007... Signed by San Francisco as a free agent on September 7, 2009... Signed by Cleveland as an unrestricted free agent on March 7, 2010.

SEASONAL REVIEWS

2010: Played in each of the first six games, including three starts at right tackle... During that time, was part of an offensive line that paved the way for a pair of individual 100-yard rushing performances... Sustained an ankle injury in game at Pittsburgh (10/17) and was placed on injured reserve on October 20.

2009: Saw action in five games with one start for the 49ers before being placed on injured reserve on October 26 with a shoulder injury.

2008: Started all 16 games at right tackle and did not miss an offensive snap... Helped pave the way for the Jaguars to rush for a season-high 236 rushing yards at Indianapolis (9/21), a game in which the unit also did not allow a sack.

2007: Started 15 games at right tackle... Part of an offensive line that led a running game which topped the AFC and ranked second in the NFL with an average of 149.4 rushing yards per game... Helped offense rush for 244 yards on 26 carries (9.4 avg.) against Houston (10/4)... The total marked the highest single-game average in franchise history... Member of offensive line that helped quarterback David Garrard set a single-season franchise record passer rating of 102.2 and highest completion percentage of 64.0.

2006: Started all 16 games at right tackle... Part of an offensive line that allowed a Ravens franchise-low 17 sacks, breaking the previous mark of 35 allowed in 2004... Helped the team rank second in the NFL for fewest sacks allowed.

2005: Appeared in all 16 games with seven starts at right tackle... Made his first career start, vs. Pittsburgh (11/20)... Part of an offensive line that helped Ravens quarterbacks complete a franchise-record 59.6 percent of their passes... Helped Baltimore rush for a season-high 182 yards against Green Bay (12/19) when they also did not yield a sack.

2004: Played in six games, all in a reserve role... Saw action on special teams at Cleveland (9/12) and against Cincinnati (12/5)... Inactive for 10 contests.

2003: Missed the entire 2003 season on injured reserve with a hand injury suffered in training camp.

NFL Europa: Allocated to the Cologne Centurions of NFL Europa in 2003.

COLLEGE

Started 47 games at right tackle at the University of Illinois (1999-2002)... Two-time first-team All-Big Ten honoree... Started every game as a senior for an offense that gained 5,356 yards... Earned first-team All-Big Ten honors and Academic All-Big Ten accolades as a senior and was selected first-team All-Big Ten as a junior... Moved into starting lineup as a freshman... Redshirted in 1998... Graduated with degree in history with a minor in political science.


PERSONAL

Born Anthony George Pashos and attended Lockport (Illinois) High School... Played offensive tackle and led team to IHSA Class 6A playoff berth as a senior... Selected second-team all-state by the Chicago Tribune and received first-team all-area honors from the Star and Herald News... Earned nine varsity letters, including four in football, three in track and two in powerlifting... Earned MVP honors in Rudy's 1997 Powerlifting meet, breaking the meet record for the dead-lift at 660 pounds and total weight at 1,610 pounds... Helped Illinois college teammates conduct the 7th-inning stretch at Wrigley Field in 2002... Selected by his teammates as the 2008 Byron "Whizzer" White Award for his community service... Is a huge advocate for special needs children, particularly autism and is a board member for HEAL (Healing Every Autistic Life)... He is the son of Greek immigrants and enjoys studying Greek mythology... Speaks three languages (Greek, English and German)... Is a certified real estate agent after completing classes in 2004... Interests include politics, as he would like to run for office when he is done playing football... Married.

PASHOS' CAREER GAMES PLAYED

Year	Team	Regular Season		Postseason	
		GP	GS	GP	GS
2003	Baltimore	0	0	0	0
2004	Baltimore	6	0	0	0
2005	Baltimore	16	7	0	0
2006	Baltimore	16	16	1	1
2007	Jacksonville	15	15	0	0
2008	Jacksonville	16	16	2	2
2009	San Francisco	5	1	0	0
2010	Cleveland	6	3	0	0
Career		80	58	3	3

DIMITRI PATTERSON



21
DEFENSIVE BACK

HEIGHT: 5-10 • WEIGHT: 200

COLLEGE: Tuskegee

BIRTHDATE: June 18, 1983

HOW ACQUIRED: UFA (PHI) - 2011

YEAR WITH BROWNS: 1ST • YEAR IN NFL: 6TH



CAREER TRANSACTIONS

Originally signed by Washington as an undrafted free agent to the Redskins practice squad on September 5, 2005... Signed by Washington to the Redskins 53-man active roster on October 1, 2005... Waived by Washington on October 3, 2005... Signed by Washington to the Redskins practice squad on October 5, 2005... Signed by Washington to the Redskins 53-man active roster on October 15, 2005... Waived by Washington on November 5, 2005... Signed by Washington to the Redskins practice squad on November 8, 2005... Signed by Washington to the Redskins 53-man active roster on December 17, 2005... Waived by Washington on August 30, 2006... Signed by Minnesota to the Vikings practice squad on December 27, 2006... Signed by Kansas City on February 6, 2007... Waived by Kansas City on November 19, 2008... Signed by Philadelphia on January 7, 2009... Signed by Cleveland as an unrestricted free agent on August 3, 2011.

SEASONAL REVIEWS

2010: Saw action in all 16 games for the first time in his career with nine starts... Ranked second on the team with four interceptions... Notched his second-career interception off of Alex Smith against San Francisco (10/10)... Made his first career start against Indianapolis (11/7)... Registered two interceptions off Donovan McNabb, returning one 40 yards for a touchdown at Washington (11/15)... Recorded a career-high nine tackles against the N.Y. Giants (11/21).

2009: Appeared in 11 games, notching 14 tackles on defense, two passes defended and six tackles on special teams.

2008: Saw action in seven contests, recording eight tackles on defense and 10 tackles on special teams.

2007: Played in 13 games with Kansas City, notching 11 tackles on special teams.

2005: Saw action in three games with the Redskins, recording his first career interception, off Drew Bledsoe against Dallas (12/8)... Also posted one pass defended on defense and one special teams tackle.

COLLEGE

Transferred to Tuskegee University prior to his senior season in 2004 after spending his first three years at Southeast Missouri State University (2001-03)... As a senior, earned first-team All-SIAC honors, returning two blocked field goals for touchdowns and blocked a PAT... As a junior, played in 12 games, notching 62 tackles, 7.5 tackles for loss, six interceptions, 12 passes defended, 1.5 sacks, one forced fumble and one fumble recovery en route to earning second-team All-America honors... Saw action in 10 games as a sophomore, recording 35 tackles... Played in 11 contests as a freshman, posting 53 tackles, three interceptions, two fumble recoveries and one forced fumble... Majored in business administration.

PERSONAL

Born Dimitri Jonthiel Patterson on June 18, 1983 in Miami, Fla., and attended Evans High School in Orlando, Fla... Earned all-state, all-Central Florida, all-metro, all-region and all-county honors as a senior defensive back at Evan High School... Also played basketball and track... Has a daughter (Dimiah).

PATTERSON'S SINGLE-GAME CAREER HIGHS

TACKLES: 7 vs. Denver 9/28/08

SACKS: 1 vs. Dallas 1/2/11

INTERCEPTIONS: 2 at Washington 11/15/10

INT RETURN YARDS: 40 at Washington 11/15/10

LONG INT RETURN: 40 at Washington 11/15/10

DEFENSIVE SCORE: 1 at Washington 11/15/10 (40-yard INT return for TD)

PATTERSON'S CAREER DEFENSIVE STATISTICS

Year	Team	GP	GS	Tackles					Interceptions				Fumbles			Sp. T Tackle		
				Tot	Solo	Asst	Sk	Yds	No.	Yds	Lg	TD	PD	FF	FR		Yds	
2005	Washington	3	0	0	0	0	0.0	0.0	1	20	0	0	0	0	0	0	0	1
2007	Kansas City	13	0	4	4	0	0.0	0.0	0	0	0	0	0	0	0	0	0	11
2008	Kansas City	7	0	8	8	0	0.0	0.0	0	0	0	0	0	0	0	0	0	10
2009	Philadelphia	11	0	13	13	1	0.0	0.0	0	0	0	0	2	0	0	0	0	6
2010	Philadelphia	16	9	55	44	11	1.0	4.0	4	40	40	1	8	0	0	0	0	11
NFL	Totals	50	9	80	69	12	1.0	4.0	5	60	40	1	11	0	0	0	0	39

PATTERSON'S CAREER POSTSEASON DEFENSIVE STATISTICS

Year	Team	GP	GS	Tackles					Interceptions				Fumbles			Sp. T Tackle		
				Tot	Solo	Asst	Sk	Yds	No.	Yds	Lg	TD	PD	FF	FR		Yds	
2005	Washington	0	0	0	0	0	0.0	0.0	0	0	0	0	0	0	0	0	0	0
2008	Kansas City	0	0	0	0	0	0.0	0.0	0	0	0	0	0	0	0	0	0	0
2009	Philadelphia	1	0	0	0	0	0.0	0.0	0	0	0	0	0	0	0	0	0	0
2010	Philadelphia	1	1	3	3	0	0.0	0.0	0	0	0	0	0	0	0	0	0	0
NFL	Totals	2	1	3	3	0	0.0	0.0	0	0	40	0	0	0	0	0	0	0

SCOTT PAXSON



69

DEFENSIVE LINE



HEIGHT: 6-4 • WEIGHT: 292

COLLEGE: Penn State

BIRTHDATE: February 3, 1983

HOW ACQUIRED: FA - 2011

YEAR WITH BROWNS: 4th • YEAR IN NFL: 2nd

CAREER TRANSACTIONS

Originally signed by Pittsburgh as an undrafted free agent on April 30, 2006... Waived by Pittsburgh on September 2, 2006... Signed by Green Bay to the practice squad on November 3, 2006... Waived by Green Bay on November 21, 2006... Signed by Pittsburgh to the practice squad on December 12, 2006... Waived by Pittsburgh on September 1, 2007... Signed by Pittsburgh to the practice squad on September 4, 2007... Waived by Pittsburgh on August 31, 2008... Signed by Pittsburgh to the practice squad on September 3, 2008... Signed by Pittsburgh to the active roster on October 4, 2008... Waived by Pittsburgh on October 18, 2008... Signed by Pittsburgh to the practice squad on October 21, 2008... Signed by Pittsburgh to the active roster on December 1, 2008...

COLLEGE

Capped off his career at Penn State University (2002-05) by accumulating 44 tackles, three sacks and one fumble recovery during senior campaign... Started all 11 games as a junior, totaling 33 tackles, three pass breakups and a forced fumble... Majored in crime, law and justice.

PERSONAL

A native of Philadelphia, Pa., where he was a three-year starter at Roman Catholic High School at tight end, defensive end and linebacker... Recorded 76 tackles, 15 sacks and recovered four fumbles as a senior... Earned first-team All-Catholic league and all-area honors from the *Philadelphia Enquirer* and the *Philadelphia Daily News*.

PAXSON'S CAREER DEFENSIVE STATISTICS

Year	Team	GP	GS	Tackles				Yds	Interceptions				Fumbles			Sp. T Tackle	
				Tot	Solo	Asst	Sk		No.	Yds	Lg	TD	PD	FF	FR		Yds
2008	Pittsburgh	1	0	0	0	0	0.0	0.0	0	0	0	0	0	0	0	0	0

RYAN PONTBRIAND



64

LONG SNAPPER



HEIGHT: 6-2 • WEIGHT: 255

COLLEGE: Rice

BIRTHDATE: October 1, 1979

HOW ACQUIRED: D5A - 2003

YEAR WITH BROWNS: 9th • YEAR IN NFL: 9th

Pro Bowl Selections: 2 (2007, 2008).

SEASONAL REVIEWS

2010: Played in 16 games for the fifth consecutive season... Handled all of the long-snapping... Part of a punt coverage unit that allowed an average of 7.1 yards per return, as the Browns ranked fifth in the NFL in this category... In addition, punter Reggie Hodges put together a net average of 39.0 while placing 29 punts inside the 20 with just five touchbacks.

2009: Appeared in all 16 games as long snapper... Tallied one tackle on special teams... Played in his 100th career regular season game, against Baltimore (11/16)... Served as the long snapper for field goals, PATs and punts as the Browns had two kickers, two holders and two punters throughout the course of the season.

2008: Named to his second consecutive trip to the Pro Bowl as the AFC's long snapper... Served as long snapper for punting, field goal and PAT situations... Helped kicker Phil Dawson to a Browns single-season record 30 field goals... Also aided punter Dave Zastudil to a career-best 45.5 average... Recorded a special teams tackle vs. Baltimore (11/2).

2007: Named to his first Pro Bowl... Long snapper for punting, field goal

CAREER TRANSACTIONS

Originally drafted by Cleveland in the fifth round (142nd overall) of the 2003 NFL Draft.

and PAT situations... Assisted kicker Phil Dawson to a career-best 120 points, which tied for second-highest output in franchise history... Worked with three punters during 2007 campaign, including Dave Zastudil for 12 games (41.8 avg.), Paul Ernerst (36.6 avg.) for one contest and Scott Player (45.6 avg.) for three games... Added three special teams tackles.

2006: Handled the long snapping for field goal, PAT and punting situations in all 16 games... Adjusted well to working with free agent punter Dave Zastudil, who had a gross average of 44.0 and a net punting average of 38.4... Finished the year with a single-season career high of eight special teams tackles.

2005: Appeared in 11 games as the long snapper for field goal, PAT and punting situations... Helped the special teams as kicker Phil Dawson booted 27 field goals and totaled 100 points... Added one special teams tackle... Missed the final five regular season games with a back injury, and was placed on injured reserve on November 28.

2004: Appeared in all 16 regular season games as the long snapper for field goal, PAT and punting situations... Added one special teams tackle, vs. Baltimore (9/12)... Worked with kicker Phil Dawson as Dawson connected on 24 field goals and amassed 100 points... Helped Dawson to establish a franchise long 27-consecutive field goal streak.

2003: Solidified the long snapping position in his rookie season... Appeared in all 16 regular season games as the long snapper for field goal, PAT and punt units... Added five special teams tackles... Made his NFL debut in opener vs. Indianapolis (9/7) and had one special teams tackle.

COLLEGE

Four-year letterman at Rice University (1999-2002) who was an important special teams contributor as the Owls' deep snapper... In 2000, played in 11 games on special teams... Credited with five tackles on the season... Redshirted in 1998... Received his bachelor's of science degree in mechanical engineering.

PERSONAL

Born Ryan David Pontbriand in Houston... Attended W.P. Clements (Sugar Land, Texas) High School... First-team all-district 20-5A selection as a senior after receiving honorable mention as a junior... Offensive Lineman of the Year for the Rangers and team co-captain... Two-year member of the academic all-district team... Three-year member of the National Honor Society and four-time winner of Clements' academic excellence award... Also competed in track & field... Great-grandfather, Victor Hurt, was on the coaching staff of SMU's 1935 team that won the Knute Rockne Trophy, emblematic of the National Championship... In 2007, participated in the NFL and NFL Players Association three-day entrepreneurial program at the Kellogg School of Business at Northwestern University... Very active in the Cleveland community... In 2004, received the Doug Dieken Humanitarian Award and was nominated for the Cleveland Sports Awards Humanitarian of the Year Award... Annually has participated in Wild for Cure event at the Cleveland Metropolitan Zoo to benefit the United Mitochondrial Disease Foundation... Married (Nicole) with a daughter (Avery Rose) and a son (Cade).

PONTBRIAND'S CAREER GAMES PLAYED

Year	Team	Regular Season			Postseason	
		GP	GS	Sp. Tackles	GP	GS
2003	Cleveland	16	0	5	0	0
2004	Cleveland	16	0	1	0	0
2005	Cleveland	11	0	1	0	0
2006	Cleveland	16	0	8	0	0
2007	Cleveland	16	0	3	0	0
2008	Cleveland	16	0	1	0	0
2009	Cleveland	16	0	1	0	0
2010	Cleveland	16	0	0	0	0
Career		123	0	20	0	0

KO QUAYE



74
DEFENSIVE LINE

HEIGHT: 6-1 • **WEIGHT:** 305
COLLEGE: South Dakota
BIRTHDATE: May 11, 1987
HOW ACQUIRED: FA - 2010
YEAR WITH BROWNS: 2ND • **YEAR IN NFL:** 2ND



CAREER TRANSACTIONS

Originally signed by Jacksonville as an undrafted free agent on April 26, 2010... Waived by Jacksonville on September 4, 2010... Signed

by Jacksonville to the practice squad on September 5, 2010... Waived by Jacksonville on October 6, 2010... Signed by Buffalo to the practice squad on November 23, 2010... Signed by Cleveland to the active roster on December 23, 2010.

SEASONAL REVIEWS

2010: Spent five weeks on the Jaguars' practice squad and four weeks on the Bills' practice squad before being signed to the Browns' active roster... Inactive for his only two games as a member of the Browns.

COLLEGE

Four-year letterman at South Dakota University (2006-09) where he totaled 99 tackles, 5.5 sacks and one interception... Started 10 games as a senior and accumulated 31 tackles and a half of a sack... First-team All-Great West Conference selection as a senior... Majored in criminal justice.

PERSONAL

A native of Brooklyn Park, Minn. where he attended Champlin Park High School... Named first-team all-conference, all-metro and all-state... Named the Northwest Suburban Conference Lineman of the Year... Helped lead his team to the state semifinals... Full name is Kommonyan Quaye.

DERRECK ROBINSON



67
DEFENSIVE LINE



HEIGHT: 6-4 • WEIGHT: 295

COLLEGE: Iowa

BIRTHDATE: March 3, 1982

HOW ACQUIRED: FA - 2009

YEAR WITH BROWNS: 3RD • YEAR IN NFL: 5TH

CAREER TRANSACTIONS

Originally signed by San Diego as an undrafted free agent on April 29, 2005... Waived by San Diego on September 1, 2007... Signed by Miami on October 17, 2007... Waived by Miami on May 5, 2008... Signed by Dallas on May 5, 2009... Waived by Dallas on September 5, 2009... Signed by Cleveland on December 7, 2009... Re-signed by Cleveland as an unrestricted free agent on July 31, 2011.

SEASONAL REVIEWS

2010: Appeared in 14 contests in a reserve role and was inactive for

two... Tallied a career-high 24 tackles and recorded a half-sack... Tied a career-high with five tackles vs. Baltimore (12/26).

2009: Signed by Cleveland on December 7 and played in three games in a reserve role... Did not have any stats.

2008: Spent part of the offseason with Miami.

2007: Appeared in six games with the Dolphins, recording four tackles.

2006: Saw action in 14 games and tallied 14 tackles and 1.5 sacks... Was credited with three half sacks on the season.

2005: Played in two contests and recorded two tackles... Made NFL debut against Pittsburgh (10/10).

COLLEGE

Three year letterman at the University of Iowa (2002-04)... Totaled 76 career tackles and four sacks... Posted 47 tackles, two sacks, two forced fumbles and two fumble recoveries as a senior... Earned degrees in art and film.

PERSONAL

A native of Minneapolis where he attended DeLaSalle High School... Helped his teams to state championships in both football and basketball... Also lettered in golf and track & field... Hosted the Ed Solomon Football camp the past five years, a free camp for youth in the Minneapolis area.

ROBINSON'S SINGLE-GAME CAREER HIGHS


TACKLES: 5, twice, most recent vs. Baltimore 12/26/10

SACKS: 0.5, four times, most recent vs. Pittsburgh 1/2/11

D. ROBINSON'S CAREER DEFENSIVE STATISTICS

Year	Team	Tackles						Interceptions					Fumbles			Sp. T Tackle	
		GP	GS	Tot	Solo	Asst	Sk	Yds	No.	Yds	Lg	TD	PD	FF	FR		Yds
2005	San Diego	2	0	2	1	1	0.0	0.0	0	0	0	0	0	0	0	0	0
2006	San Diego	14	0	14	9	5	1.5	10.5	0	0	0	0	0	0	0	0	
2007	Miami	6	0	5	4	1	0.0	0.0	0	0	0	0	0	0	0	0	
2008	DID NOT PLAY DURING THE REGULAR SEASON																
2009	Cleveland	3	0	0	0	0	0.0	0.0	0	0	0	0	0	0	0	0	
2010	Cleveland	14	0	24	13	11	0.5	2.0	0	0	0	0	0	0	0	0	
NFL	Totals	39	0	45	27	18	2.0	12.5	0	0	0	0	0	0	0	0	

RAMZEE ROBINSON



38
DEFENSIVE BACK



HEIGHT: 5-10 • WEIGHT: 190

COLLEGE: Alabama

BIRTHDATE: February 20, 1984

HOW ACQUIRED: FA - 2011

YEAR WITH BROWNS: 2ND • YEAR IN NFL: 4TH

CAREER TRANSACTIONS

Originally drafted by Detroit in the seventh round (255th overall) of the 2007 NFL Draft... Waived by Detroit on September 6, 2009... Signed by Philadelphia on November 11, 2009... Waived by Philadelphia on December 1, 2009... Claimed by Cleveland via waivers from Philadelphia on December 2, 2009... Waived by Cleveland on June 17, 2010... Claimed by Washington via waivers on June 20, 2010... Waived by Washington on September 4, 2010... Signed by Cleveland on January 8, 2011.

SEASONAL REVIEWS

2010: Spent training camp with Washington before being waived.

2009: Played in three games with Philadelphia, collecting three special teams tackles... Saw action in four games in a reserve role with the Browns and recorded two special teams tackles... Made his Browns debut against Pittsburgh (12/10).

2008: Appeared in 13 games and registered 11 tackles, one pass defended and one fumble recovery... Notched a career-high 12 special teams tackles, including a high of three vs. Tennessee (11/27)... Against Chicago (10/5), recovered a fumble on punt coverage at the Bears' 22, leading to a Kevin Smith 12-yard TD run three plays later.

2007: Played in six contests as a rookie with Detroit and tallied seven special teams tackles... Spent 10 weeks on the Lions' practice squad... Made NFL debut against Tampa Bay (10/21).

COLLEGE

A four-year letterman at the University of Alabama (2003-06), who started all 12 games his senior season, totaling 40 tackles, two interceptions and one forced fumble... Returned an interception 34 yards for a touchdown as a senior... Redshirted in 2002... Earned degree in management.

PERSONAL

A native of Huntsville, Ala., where he attended Butler High School... Has been collecting Nike Jordans since the eighth grade... Honored in June 2007 as "Mr. Irrelevant" after being selected with the final pick of the 2007 draft... Married (Bethany) and has one son (Xavier).

R. ROBINSON'S CAREER DEFENSIVE STATISTICS

Year	Team	Tackles					Interceptions				Fumbles			Sp. T Tackle			
		GP	GS	Tot	Solo	Asst	Sk	Yds	No.	Yds	Lg	TD	PD		FF	FR	Yds
2007	Detroit	6	0	0	0	0	0.0	0.0	0	0	0	0	0	0	0	0	7
2008	Detroit	13	0	13	11	2	0.0	0.0	0	0	0	1	0	1	0	12	
2009	Phi./Cle.	7	0	0	0	0	0.0	0.0	0	0	0	0	0	0	0	5	
NFL	Totals	26	0	13	11	2	0.0	0.0	0	0	0	1	0	1	0	24	

BRIAN ROBISKIE



80
WIDE RECEIVER

HEIGHT: 6-3 • WEIGHT: 209

COLLEGE: Ohio State

BIRTHDATE: December 3, 1987

HOW ACQUIRED: D2A - 2009

YEAR WITH BROWNS: 3RD • YEAR IN NFL: 3RD

CAREER TRANSACTIONS

Originally drafted by Cleveland in the second round (36th overall) of the 2009 NFL Draft.

SEASONAL REVIEWS

2010: Played in 14 games with 11 starts... Caught 29 passes for 310 yards and three touchdowns... Recorded a career-high seven receptions for 50 yards against Carolina (11/28)... Caught five passes for 82 yards at Cincinnati (12/19), including a 46-yard score from Colt McCoy in the fourth quarter for what was Robiskie's first career touchdown... Yardage total was a career-high... Caught two passes for 35 yards against Baltimore (12/26), including a 29-yard touchdown catch from Mohamed Massaquoi... In finale vs. Pittsburgh (1/2/11), tallied two receptions for 35 yards with a 20-yard touchdown catch from McCoy to become the first Brown to have a touchdown catch in three straight games since Braylon Edwards in 2007.

2009: Appeared in 11 games with one start and caught seven passes for 106 yards... Hauled in four passes for 69 yards with a long of 43 against San Diego (12/6)... Made NFL debut in season opener against Minnesota (9/13).

COLLEGE

Started 32 of 51 games at Ohio State University (2005-08)... His 127 career receptions placed him eighth on the Buckeyes' all-time list... Ranked ninth in school history with 1,866 yards receiving... Totaled 24 touchdown catches and became the fourth player in school history to record 20 or more career touchdown receptions... Two-time Academic All-American... As a senior was a finalist for the Draddy Trophy, given to college football's top scholar-athlete... Two-time winner of OSU's Paul Warfield Outstanding Receiver Award... Totaled 42 receptions for 535 yards (12.7 avg.) and eight touchdowns as a senior... Racked up 55 receptions for 935 yards and 11 touchdowns in 2007... His 11 receiving scores ranked fourth on OSU's single-season list... Also ran track at Ohio State and was part of the Buckeyes' NCAA qualifying 4x100 relay team... Earned degree in business marketing.

PERSONAL

Born Brian Anthony Robiskie in Los Angeles, Calif. and attended Chagrin Falls (Ohio) High School... Earned first-team All-Ohio honors as a senior... Set school career receiving records with 118 catches for 1,885 yards and 34 touchdowns... Father, Terry, was drafted in the eighth round by the Oakland Raiders in 1977 and spent five years in the NFL with Oakland (1977-79) and Miami (1980-81) as a fullback... Terry served as an assistant coach with the Browns from 2001-06 and as interim head coach for the final five games of the 2004 season... Terry was also an assistant with Oakland, Miami and Washington, and now serves as the wide receivers coach with Atlanta... Brian worked as a ball boy with the Browns while growing up... Enjoys playing golf and fishing in spare time.

ROBISKIE'S SINGLE-GAME CAREER HIGHS

RECEPTIONS: 7 vs. Carolina 11/28/10

RECEIVING YARDS: 82 at Cincinnati 12/19/10

LONG RECEPTION: 46ft at Cincinnati 12/19/10

TOUCHDOWNS: one, three times, most recent vs. Pittsburgh 1/2/11

ROBISKIE'S CAREER OFFENSIVE STATISTICS

Year	Team	GP	Receiving					Rushing					
			GS	Rec	Yds	Avg	Lg	TD	Att	Yds	Avg.	Lg	TD
2009	Cleveland	11	1	7	106	15.1	43	0	0	0	0.0	0	0
2010	Cleveland	14	11	29	310	10.7	46t	3	0	0	0.0	0	0
NFL	Totals	25	12	36	416	11.6	46t	3	0	0	0.0	0	0

AHTYBA RUBIN



71
DEFENSIVE LINE

HEIGHT: 6-2 • WEIGHT: 330

COLLEGE: Iowa State

BIRTHDATE: July 25, 1986

HOW ACQUIRED: D6A - 2008

YEAR WITH BROWNS: 4TH • YEAR IN NFL: 4TH



CAREER TRANSACTIONS

Originally drafted by Cleveland in the sixth round (190th overall) of the 2008 NFL Draft.

SEASONAL REVIEWS

2010: Started all 16 games at nose tackle and recorded 82 tackles, two sacks, an interception and two pass breakups... Tackle total led all NFL defensive linemen and was third on the team... Was one of only eight NFL defensive tackles to record an interception... Key part of a run defense that allowed just seven rushing touchdowns, tied for the third-lowest total in the NFL... Recorded his first career interception and the first interception by a Browns defensive lineman since Kendard Lang (11/30/03) when he picked off a Matt Cassel pass against Kansas City (9/19)... Recorded first NFL career sack, for a loss of nine yards on Tom Brady, against New England (11/7)... Also registered a sack at Jacksonville (11/21)... Notched a career-best 10 tackles at Cincinnati (12/19).

2009: Played in all 16 games with five starts... Recorded 38 tackles and one forced fumble... Joined starting lineup for the last five games following a season-ending leg injury to Shaun Rogers... In his five starts, the Browns held their opponent to under 100 yards rushing in three of them and permitted just one individual 100-yard rushing performance... Made first career start against San Diego (12/6)... Forced first career fumble at Baltimore (9/27).

2008: Played in 12 games in a reserve role... Inactive for four games... Posted 20 tackles and one fumble recovery on the year... Made NFL debut at defensive tackle at Baltimore (9/21)... Recovered a Fred Jackson fumble in Monday night game at Buffalo (11/17), which led to a Phil Dawson field goal... Was credited with a season-high seven tackles vs. Cincinnati (12/21).

COLLEGE

In two years at Iowa State University (2006-07), played in 24 games, starting 21 contests at nose guard... Recorded 76 tackles, with 2.5 sacks for 13 yards, one pass breakup, one fumble recovery and one forced fumble... Named All-Big 12 Conference honorable mention as a senior... Lettered twice at Trinity Valley (Texas) Community College... In 2005, earned All-Southwest Football Junior College Conference first-team and NJCAA All-America honorable mention as an offensive tackle, the first time that he ever lined up on the offensive line during his career... In 2004, lettered as a defensive lineman... Majored in history.

PERSONAL

Born in Fort Belvoir, Va., and attended Escambia (Pensacola, Fla.) High School... Lettered as a defensive lineman and earned all-area and all-conference recognition as a senior.

RUBIN'S SINGLE-GAME CAREER HIGHS

TACKLES: 10 at Cincinnati 12/19/10

FORCED FUMBLE: 1 at Baltimore 9/27/09

RECOVERED FUMBLE: 1 at Buffalo 11/17/08

INTERCEPTIONS: 1 vs. Kansas City 9/19/10

SACKS: 1, twice, most recently at Jacksonville 11/21/10

RUBIN'S CAREER DEFENSIVE STATISTICS

Year	Team	GP	GS	Tackles				Yds	Interceptions					Fumbles			Sp. T Tackle
				Tot	Solo	Asst	Sk		No.	Yds	Lg	TD	PD	FF	FR	Yds	
2008	Cleveland	12	0	20	11	9	0.0	0.0	0	0	0	0	0	0	1	0	0
2009	Cleveland	16	5	38	23	15	0.0	0.0	0	0	0	0	0	1	0	0	0
2010	Cleveland	16	16	82	57	25	2.0	17.0	1	1	1	0	2	0	0	0	0
NFL	Totals	44	21	140	91	49	2.0	17.0	1	1	1	0	2	1	1	0	0

BRIAN SANFORD



70
DEFENSIVE LINE



HEIGHT: 6-2 • **WEIGHT:** 280

COLLEGE: Temple

BIRTHDATE: September 12, 1987

HOW ACQUIRED: FA - 2010

YEAR WITH BROWNS: 2ND • **YEAR IN NFL:** 2ND

CAREER TRANSACTIONS

Originally signed by Cleveland as an undrafted free agent on May 17, 2010 after attending the team's rookie minicamp on a tryout basis... Waived by Cleveland on September 4, 2010... Signed by Cleveland to the practice squad on September 5, 2010... Signed by Cleveland to the active roster on November 13, 2010.

SEASONAL REVIEWS

2010: Inactive for all eight games while on the Browns' 53-man roster.

COLLEGE

Appeared in 43 games at Temple University (2006-09)... Posted 86 tackles, eight sacks, three forced fumbles and one blocked field goal... Majored in communications.

PERSONAL

Native of Hartford, Conn., where he attended Hartford Public High School... Also a standout in wrestling and track, participating in the shot put, discus and 110M hurdles... Has two sons (Dekwon and Demir).

BRIAN SCHAEFERING



91
DEFENSIVE LINE



HEIGHT: 6-4 • **WEIGHT:** 295

COLLEGE: Lindenwood

BIRTHDATE: August 20, 1983

HOW ACQUIRED: FA - 2009

YEAR WITH BROWNS: 3RD • **YEAR IN NFL:** 3RD

2009: Elevated to the 53-man active roster after spending the first 12 weeks of the season on the Browns' practice squad... Appeared in five games with one start and recorded 12 stops and 1.5 sacks... Made NFL debut against San Diego (12/6)... Posted five tackles and 1.5 sacks against Pittsburgh (12/10)... Made first start of NFL career in finale against Jacksonville (1/3/10) and responded with four tackles.

2008: Spent training camp with Cleveland and one week on the Browns' practice squad before signing with the Jets on December 30.

COLLEGE

Played one season for Lindenwood University (2007) after transferring from the University of Illinois (2001-02, 2004)... Led the team as a senior with 7.5 sacks and was tied for second in the HAAC and 19th in the NAIA with 0.70 sacks a game in 2007... Also recorded 37 tackles, recovered one fumble and blocked one kick... Appeared in eight games for Illinois in 2004, totaling 19 tackles, one sack and two forced fumbles... Earned a medical redshirt in 2003... Appeared in all 12 games with two starts in 2002... Played in the final nine games of the 2001 season as a true freshman.

PERSONAL

Attended Hazelwood East (St. Louis, Mo.) High School... Recorded seven sacks and two interceptions as a senior... Also lettered in track... Active in the Cleveland community, volunteering for several school visits... Married (Jasmatia) with two sons (Trent, Brian) and one daughter (Ayana).

SCHAEFERING'S SINGLE-GAME CAREER HIGHS

TACKLES: 7 at Pittsburgh 10/17/10

SACKS: 1.5 vs. Pittsburgh 12/10/09

CAREER TRANSACTIONS

Originally signed by Cleveland as an undrafted free agent on May 1, 2008... Waived by Cleveland on August 26, 2008... Signed by Cleveland to the practice squad on December 12, 2008... Signed by the New York Jets to the active roster on December 30, 2008... Waived by the New York Jets on June 9, 2009... Signed by Cleveland on August 25, 2009... Waived by Cleveland on September 5, 2009... Signed by Cleveland to the practice squad on September 7, 2009... Signed by Cleveland to the active roster on December 2, 2009.

SEASONAL REVIEWS

2010: Played in all 16 games with nine starts... Totaled 31 tackles... Recorded a career-high seven tackles at Pittsburgh (10/17).

SCHAEFERING'S CAREER DEFENSIVE STATISTICS

Year	Team	GP	Tackles					Yds	Interceptions					Fumbles				Sp. T Tackle
			GS	Tot	Solo	Asst	Sk		No.	Yds	Lg	TD	PD	FF	FR	Yds		
2009	Cleveland	5	1	12	10	2	1.5	5.5	0	0	0	0	1	0	0	0	0	0
2010	Cleveland	16	9	31	24	7	0.0	0.0	0	0	0	0	0	0	0	0	0	
NFL	Totals	21	10	43	34	9	1.5	5.5	0	0	0	0	1	0	0	0	0	

ALEX SMITH



81

TIGHT END



HEIGHT: 6-4 • **WEIGHT:** 258

COLLEGE: Stanford

BIRTHDATE: May 22, 1982

HOW ACQUIRED: FA - 2010

YEAR WITH BROWNS: 2ND • **YEAR IN NFL:** 7TH

CAREER TRANSACTIONS

Originally drafted by Tampa Bay in the third round (71st overall) of the 2005 NFL Draft... Traded to New England in exchange for a 2010 fifth-round draft choice on April 30, 2009... Released by New England on September 5, 2009... Signed by Philadelphia on September 8, 2009... Signed by Cleveland on May 4, 2010.

SEASONAL REVIEWS

2010: Played in three games, was inactive for 11 contests and dressed but did not play in two others... Caught one pass for six yards, which came in his lone start of the season as the Browns opened in a two tight end set against Baltimore (12/26).

2009: Appeared in 16 games with five starts for the Eagles... Notched three receptions for 25 yards.

2008: Appeared in 14 games with 12 starts, registering 21 receptions for 250 yards and three touchdowns... Hauled in two passes for 26 yards, including a nine-yard touchdown, against Green Bay (9/28)... Recorded three receptions for 26 yards with a two-yard score against Carolina (10/12)... Registered a career-long 34-yard reception at Dallas (10/26)... Hauled in two passes for 12 yards with a three-yard touchdown from RB Earnest Graham at Kansas City (11/2)... Added a two-point conversion with 19 seconds remaining in the game on a pass from Jeff Garcia, tying the game at 27 and sending it into overtime, where the Bucs came away with a 30-27 victory.

2007: Started all 14 games in which he appeared... Pulled in 32 catches for 385 yards with three touchdowns... Tied a career-high with two touchdown grabs at Indianapolis (10/7), both from Jeff Garcia... Hauled in a touchdown at Atlanta (11/18)... Recorded a career-high with 79 yards on six receptions at San Francisco (12/23)... Caught three passes for 26 yards and a touchdown in the NFC Wild Card game against the N.Y. Giants (1/6/08).

2006: Saw action in 14 games with seven starts... Registered 35 receptions for 250 yards with three touchdowns... Recorded touchdown receptions at New Orleans (10/8), against Philadelphia (10/22) and at Chicago (12/17).

2005: Totaled career-bests with 41 receptions and 367 yards... Also scored two touchdowns and added two special teams tackles, while starting 10 of 16 games in which he played... Reception total led all rookie tight ends and ranked third among all league rookies... Made NFL debut at Minnesota (9/11) and recorded two touchdown catches in the Bucs' 24-13 win... First NFL touchdown came on a 23-yard reception from Brian Griese, five seconds into the second quarter... Second touchdown occurred 10:17 later, on a 2-yard pass from Griese, giving Tampa Bay a 14-7 lead... Recorded a career-high eight receptions against Atlanta (12/24).

COLLEGE

Four-year letterman at Stanford University (2001-04)... Played in 44 contests with 32 starts, finishing his collegiate career with 107 receptions for 1,291 yards and eight touchdowns... As a senior, garnered first-team All-Pac-10 honors, was a second-team consensus All-American and finished second in the voting for the Mackey Award, given to the nation's top tight end... Redshirted in 2000... Majored in economics.

PERSONAL

Born Edwin Alexander Smith, Jr. in Denver Colo... Attended Mullen (Denver, Colo.) High School where he earned All-American, all-state and all-league honors... Also lettered in basketball and track... Father, Edwin, was the first Bahamian NFL player and was a defensive end for Denver from 1973-76... Participated in the NFL Business and Entrepreneurial Program at the Stanford Graduate School of Business in 2009... Founded the EASII foundation in 2007 with the goal of helping underprivileged youth gain college scholarships... Crowned the EA Sports Madden Bowl champion in 2007 and 2008... Has twins (Amari and Aiden).

A. SMITH'S SINGLE-GAME CAREER HIGHS

RECEPTIONS: 8 vs. Atlanta 12/24/05

RECEIVING YARDS: 79 at San Francisco 12/23/07

RECEIVING TDS: 2, twice, most recent at Indianapolis 10/7/07

LONG RECEPTION: 34 at Dallas 10/26/08

A. SMITH'S CAREER OFFENSIVE STATISTICS

Year	Team	GP	GS	Receiving				TD
				Rec	Yds	Avg	Lg	
2005	Tampa Bay	16	10	41	367	9.0	24	2
2006	Tampa Bay	14	7	35	250	7.1	27	3
2007	Tampa Bay	14	14	32	385	12.0	33	3
2008	Tampa Bay	14	12	21	250	11.9	34	3
2009	Philadelphia	16	5	3	25	8.3	11	0
2010	Cleveland	3	1	1	6	6.0	6	0
NFL	Totals	77	49	133	1,283	9.6	34	11

Additional Stats: 1 two-point conversion reception at Kansas City 11/2/2008
 Additional Special Teams Stats: Kickoff Returns: 1 for 12 yards in 2005, 2 for 17 yards in 2008, 1 for 4 yards in 2009 for a total of 4 for 33 yards (8.3 avg.)

A. SMITH'S CAREER POSTSEASON OFFENSIVE STATISTICS

Year	Team	Receiving						
		GP	GS	Rec	Yds	Avg	Lg	TD
2005	Tampa Bay	1	1	3	14	4.7	11	0
2007	Tampa Bay	1	1	3	26	8.7	15	1
2009	Philadelphia	1	0	1	8	8.0	8	0
NFL	Totals	3	2	7	48	6.9	15	1

DeANGELO SMITH



25

DEFENSIVE BACK

HEIGHT: 5-11 • WEIGHT: 200

COLLEGE: Cincinnati

BIRTHDATE: July 17, 1986

HOW ACQUIRED: FA - 2010

YEAR WITH BROWNS: 2ND • YEAR IN NFL: 2ND



CAREER TRANSACTIONS

Originally drafted by Dallas in the fifth round (143rd overall) of the 2009 NFL Draft... Waived by Dallas on September 5, 2009... Claimed by Cleveland via waivers on September 6, 2009... Waived by Cleveland on September 16, 2009... Signed by Detroit on November 18, 2009... Waived by Detroit on April 27, 2010... Claimed by Cleveland via waivers on April 28, 2010... Waived by Cleveland on September 4, 2010... Signed by Cleveland to the practice squad on September 5, 2010... Released by Cleveland on September 15, 2010... Signed by Cleveland to the practice squad on October 7, 2010... Signed by Cleveland on January 6, 2011.

SEASONAL REVIEWS

2010: Spent the final 14 weeks on the Browns' practice squad.

2009: Spent training camp with Dallas and one week with Cleveland before joining Detroit... Appeared in the final seven games of the season with the Lions, including one start... Recorded nine tackles and a pass breakup on defense... Posted eight special teams tackles... Made NFL debut against Cleveland (11/22)... Notched six stops on defense vs. Arizona (12/20) when he made his first career start.

COLLEGE

Four-year letterman at the University of Cincinnati (2005-08) who started 28 of the 47 games in which he saw action... Tallied 126 tackles, 12 interceptions, 21 passes defended, four fumble recoveries and three forced fumbles during his collegiate career... Also registered 353 yards on 17 kickoff returns and 23 punt returns for 219 yards... Named to the 2008 All-Big East Conference third-team as a senior and the 2007 All-Big East Conference second-team as a junior... Twelve career interceptions ranked second in school history... Majored in criminal justice.

PERSONAL

A native of Columbus, Ohio, where he attended Independence High School... Earned first-team all-state honors as a senior after registering 11 interceptions, returning five for touchdowns... Named to the Columbus Dispatch-Agonis all-star team as a senior... Active in the Cleveland community, volunteering for numerous school and hospital visits... Has a clothing website he started with members of his family called www.kingsrowe.com and a clothing store called "Solo Classics" in Columbus.

D. SMITH'S CAREER DEFENSIVE STATISTICS

Year	Team	Tackles						Yds	Interceptions				Fumbles				Sp. Tackle
		GP	GS	Tot	Solo	Asst	Sk		No.	Yds	Lg	TD	PD	FF	FR	Yds	
2009	Detroit	7	1	9	6	3	0.0	0.0	0	0	0	0	1	0	0	0	8

CRIBBS TIES NFL MARK

With his 98-yard kickoff return for a touchdown at Pittsburgh on October 18, 2009, wide receiver Joshua Cribbs increased his total to three career kickoff returns for scores against the Steelers. His total is tied for an NFL record for most kickoff returns for touchdowns against a single opponent.

MOST KICK RETURN TDs AGAINST SINGLE OPPONENT

PLAYER	TEAM	TOTAL	OPPONENT
Joshua Cribbs	Cleveland	3	Pittsburgh
Tony Horne	St. Louis Rams	3	Atlanta
Ollie Matson	Chicago Cardinals	3	Pittsburgh

ERIC STEINBACH



65

OFFENSIVE LINE



HEIGHT: 6-6 • **WEIGHT:** 295

COLLEGE: Iowa

BIRTHDATE: April 4, 1980

HOW ACQUIRED: UFA (CIN) • 2007

YEAR WITH BROWNS: 5TH • **YEAR IN NFL:** 9TH

CAREER TRANSACTIONS

Originally drafted by Cincinnati in the second round (33rd overall) of the 2003 NFL Draft... Signed by Cleveland as an unrestricted free agent on March 2, 2007.

SEASONAL REVIEWS

2010: Started all 16 games at left guard and did not miss an offensive snap for the second consecutive season... Also saw time as a tackle-eligible in goal line situations... Part of an offensive line that paved the way for five individual 100-yard rushing performances and a running game that averaged 4.0 yards per rush attempt... Helped Peyton Hillis rack up 1,177 rushing yards and 11 rushing touchdowns, tied for the fourth-highest total in the AFC and sixth in the NFL... In addition, the line allowed either none or only one sack seven times over the course of the season.

2009: Started all 16 games at left guard and did not miss an offensive snap... Also saw time as a tackle-eligible... Key part of a running game that averaged 4.2 yards per carry and 130.4 rushing yards per game, including an individual club-record 286 yards rushing by Jerome Harrison at Kansas City (12/20)... Unit also allowed just 30 sacks, including only seven over the final seven games... The 30 total sacks tied for the 10th-lowest total in the NFL... Helped the team record four consecutive contests with more than 160 yards rushing, becoming the first Browns team to do that since 1968... Helped the running game rack up 351 yards, the second-highest total in franchise annals, as it averaged 7.2 yards per attempt at Kansas City (12/20)... Appeared in his 100th career regular season game, at Green Bay (10/25).

2008: Started all 14 games in which he played at left guard... Helped pave the way for Jamal Lewis to gain more than 1,000 yards for the second consecutive season... Was inactive (shoulder) at Baltimore (9/21), snapping a string of 65 consecutive starts in his career dating back to the 2004 season with Cincinnati.

2007: Started all 16 contests at left guard in his first season with the Browns... Was part of an offensive line that allowed only 19 sacks all season, which tied for third-fewest in the NFL and also ranked tied for third-fewest in franchise history... Helped pave the way for Jamal Lewis to rush for 1,304 yards and nine touchdowns and Derek Anderson to throw for 3,787 yards and 29 touchdowns... Part of an offensive unit that ranked eighth in the NFL with 25.1 points per game, while the 402 points scored and 5,621 net yards of offense both ranked third-best in franchise history.

2006: Started 14 contests at left guard, one at left tackle and another at center... Opened at left tackle vs. Cleveland (9/17), in place of the injured Levi Jones, while he started at center at Tampa Bay (10/15) for an injured Rich Braham... Helped block for Rudi Johnson, who rushed for 1,309 yards and 12 touchdowns and Carson Palmer who threw for 4,035 yards and 28 touchdowns.

2005: Started the first 15 games at left guard, and opened the regular season finale at left tackle for an injured Levi Jones... Also saw his first action at center, vs. Houston (10/2), filling in for injured center Rich Braham... Helped the offense set a franchise mark for the fewest number of sacks allowed in a season with 21.

2004: Played in all 16 games with 15 starts at left guard... Helped pave the way for Rudi Johnson's club record of 1,454 rushing yards... Helped lead the offense to three consecutive games of 450-plus offensive yards, including 504 vs. Cleveland (11/28), 453 at Baltimore (12/5), and 478 at New England (12/12), the first such streak in team history... Did not start the season-opener at New York Jets (9/12), due to preseason elbow injury, however, played in the opener after center Rich Braham left with an injury.

2003: In his rookie season, started all 15 games in which he played at left guard... Helped lead the way for Rudi Johnson to rush for 957 yards, nine touchdowns and a 4.5-yard average per carry.

COLLEGE

Played four years at the University of Iowa (1999-2002)... As a senior, earned All-America honors from Pro Football Weekly and the Walter Camp Foundation... His senior season also included Big Ten Offensive Lineman of the Year honors from league coaches... Went to Iowa as a tight end, but was moved to guard as a freshman in 1999, following 1998 redshirt year... Anchored line that allowed only 11 sacks in 12 regular season games... All-Big Ten as a junior in 2001... Majored in sports studies.

PERSONAL

Hometown is Lockport, Ill... Played tight end and defensive end at Providence Catholic (New Lenox, Ill.) High School... Had school-record 26 sacks as a senior defensive end in high school, and also had 22 catches for six touchdowns as a tight end... Four-sport letterman in high school, including baseball, basketball and track... Helped lead Providence Catholic to 50 straight wins and three state titles as a tight end and defensive end... Started the Eric Steinbach ARK (Acts of Random Kindness) Foundation... Active in the Cleveland community, including hosting a 'Shop with a Pro' event... He and his wife also are active in raising funds and awareness for Tay-Sachs disease... Married (Caroline) and has a son (Colton).

STEINBACH'S CAREER GAMES PLAYED

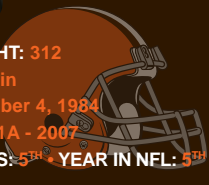
Year	Team	Regular Season		Postseason	
		GP	GS	GP	GS
2003	Cincinnati	15	15	0	0
2004	Cincinnati	16	15	0	0
2005	Cincinnati	16	16	1	1
2006	Cincinnati	16	16	0	0
2007	Cleveland	16	16	0	0
2008	Cleveland	14	14	0	0
2009	Cleveland	16	16	0	0
2010	Cleveland	16	16	0	0
Career		125	124	1	1

JOE THOMAS



73

OFFENSIVE LINE



HEIGHT: 6-6 • **WEIGHT:** 312

COLLEGE: Wisconsin

BIRTHDATE: December 4, 1984

HOW ACQUIRED: D1A - 2007

YEAR WITH BROWNS: 5th • **YEAR IN NFL:** 5th

CAREER TRANSACTIONS

Originally drafted by Cleveland in the first round (3rd overall) of the 2007 NFL Draft.

Pro Bowl Selections: 4 (2007, 2008, 2009, 2010).

SEASONAL REVIEWS

2010: Has started all 64 career games at left tackle and has not missed an offensive snap since joining the Browns... Voted as a starter to the AFC Pro Bowl squad, the fourth straight year in which he was a member of the team... He is one of 19 Browns to earn Pro Bowl status four or more times and just one of five offensive linemen in club history to notch four or more consecutive trips... Selected as a first-team All-Pro selection by the Associated Press... Named to the Pro Football Weekly/Professional Football Writers of America All-NFL team... Selected to *The Sporting News* All-Pro team... Voted a co-captain on offense... Part of an offensive line that led the way for five individual 100-yard rushing performances and a running game that averaged 4.0 yards per rush attempt... Helped Peyton Hillis rush for 1,177 rushing yards and 11 touchdowns, tied for the fourth-highest total in the AFC and sixth in the NFL... In addition, the line allowed either none or only one sack seven times over the course of the season.

2009: Started all 16 games at left tackle and did not miss an offensive snap for the third year in a row... Named to third consecutive Pro Bowl to become the first Browns offensive lineman to do so since Hall of Famer Gene Hickerson (1969-71)... Selected as a first-team All-Pro selection by the Associated Press... Chosen to SI.com's All-Pro team... Named to the Pro Football Weekly/Professional Football Writers of America All-NFL team... Voted a co-captain on offense... Helped the Browns to an average of 130.4 rushing yards per game, the eighth-most in the NFL... Helped pave the way for an individual club-record 286 rushing yards by Jerome Harrison at Kansas City (12/20)... Helped the team post four consecutive contests with more than 160 yards rushing, becoming the first Browns team to do that since 1968... Unit also allowed just 30 sacks, including only seven over the final seven games.

2008: Started all 16 games at left tackle and was named the starter for the AFC Pro Bowl squad for the second straight season... A second-team All-League selection by the Associated Press... Helped pave the way for Jamal Lewis to gain 1,000 yards for the second straight season... Played every offensive snap for the second consecutive season.

2007: In his rookie season, started all 16 games at left tackle and was named to the AFC Pro Bowl squad... Was one of only two Browns to

take part in every offensive snap (C Hank Fraley)... Part of an offensive line that allowed only 19 sacks, which tied for third-fewest in the NFL and ranked as tied for third fewest in franchise history... Helped Jamal Lewis to rush for more than 1,000 yards in his first season in Cleveland... Named NFL Offensive Rookie of the Month for November as the Browns went 3-1 that month and averaged 401.7 yards of total offense in those three wins... Was only the fourth NFL rookie offensive lineman to reach the Pro Bowl at the time, joining Marcus McNeill (San Diego, 2007), Richmond Webb (Miami, 1991) and Chris Hinton (Baltimore, 1984)... Became the first Browns rookie selected to the Pro Bowl since linebacker Chip Banks (1982 season) and the first offensive lineman since right tackle Cody Risien (1987 season).

COLLEGE

In 50 games at the University of Wisconsin (2003-06), started 38 contests at left offensive tackle and one at left defensive end... Only the fifth player in school history to be a semifinalist for the Lombardi Award (2005-06), given to the nation's outstanding college lineman... Also was only the second to receive that recognition twice in a career... In 2006, became the first Wisconsin player to win the Outland Trophy, given to the nation's top lineman, and the first Badger offensive lineman since Chris McIntosh in 1999 to earn Associated Press All-America first-team honors... In track, set the school indoor record in the shot put with a 62'1¼" toss in 2005... Also excelled in the classroom; three times earning ESPN Academic All-District V and Academic All-Big Ten Conference honors... As a senior in 2006, was a unanimous All-America first-team selection... A team captain was also the recipient of the National Scholar-Athlete Postgraduate Scholarship (\$18,000) from the National Football Foundation and Hall of Fame... Finalist for the Wuerffel Trophy for community service, academic and athletic achievement... Appeared in 11 games as a true freshman at tight end in short-yardage situations... Shifted to left defensive end, starting vs. Auburn in the Music City Bowl when injuries depleted the Badgers' defensive line... Also appeared on the offensive line, becoming the first true freshman in the Barry Alvarez era to accomplish that feat... Business major, with an emphasis in real estate and urban land economics.

PERSONAL

Born in Brookfield, Wis., where he attended Brookfield Central High School... Also lettered four times in both track and basketball... Captained the football and basketball teams his senior year and was a four-time Honor Roll student, in addition to garnering U.S. Army Academic All-America honors... In track, finished fifth in the national finals in the shot put as a junior and was second in the shot put and 10th in the discus at the 2003 Adidas Outdoor Championships... Won the 2003 Wisconsin state title in the shot put and discus and was the conference, regional and sectional champion in the shot put and discus during his final season... Named the 2010 Cleveland Browns Walter Payton Man of the Year and PFWA Dino Lucarelli Good Guy award winner... Hosts an outdoor sportsman show on Sports Time Ohio, "Outdoors Ohio with D'Arcy Egan and Joe Thomas"... Embarked on a weeklong visit to U.S. troops at military bases throughout Southwest Asia in the annual renewal of the NFL-USO program during the 2010 offseason... Founded the "Blue Collar Corner" season ticket program which provided tickets, apparel and food for the Cleveland Building and Trades Council and the "Thomas Troops" season ticket program which provided tickets, apparel and food for the USO of Northern Ohio... Married (Annie)... Wife is a former University of Wisconsin basketball player.

THOMAS' CAREER GAMES PLAYED

Year	Team	Regular Season		Postseason	
		GP	GS	GP	GS
2007	Cleveland	16	16	0	0
2008	Cleveland	16	16	0	0
2009	Cleveland	16	16	0	0
2010	Cleveland	16	16	0	0
Career		64	64	0	0

PHIL TRAUTWEIN



74

OFFENSIVE LINE



HEIGHT: 6-6 • WEIGHT: 308

COLLEGE: Florida

BIRTHDATE: April 15, 1986

HOW ACQUIRED: FA - 2011

YEAR WITH BROWNS: 2ND • YEAR IN NFL: 2ND

CAREER TRANSACTIONS

Originally signed by St. Louis as an undrafted free agent on April 30, 2009... Waived by St. Louis on September 5, 2009... Claimed by Cleveland via waivers on September 6, 2009... Waived by Cleveland on October 7, 2009... Signed by Cleveland to the practice squad on October 9, 2009... Signed by St. Louis to the active roster on October 21, 2009... Waived by St. Louis on August 30, 2010... Signed by Cleveland to the practice squad on November 30, 2010... Signed by Cleveland on January 5, 2011.

SEASONAL REVIEWS

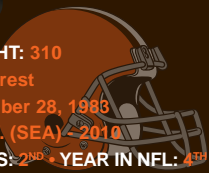
2010: Spent training camp with St. Louis before being waived on Au-

STEVE VALLOS



68

OFFENSIVE LINE



HEIGHT: 6-3 • WEIGHT: 310

COLLEGE: Wake Forest

BIRTHDATE: December 28, 1983

HOW ACQUIRED: W. (SEA) - 2010

YEAR WITH BROWNS: 2ND • YEAR IN NFL: 4TH

CAREER TRANSACTIONS

Originally drafted by Seattle in the seventh round (232nd overall) of the 2007 NFL Draft... Waived by Seattle on September 1, 2007... Signed by Seattle to the practice squad on September 4, 2007... Signed by Seattle on January 14, 2008... Waived by Seattle on September 5, 2010... Claimed by Cleveland via waivers on September 7, 2010.

SEASONAL REVIEWS

2010: Spent training camp with the Seahawks before joining the Browns via waivers... Played in seven games in a reserve role with Cleveland...

gust 30... Spent the final five weeks of the season on the Browns' practice squad.

2009: Appeared in four games for St. Louis and made his NFL debut against Houston (12/20)... Spent six weeks with the Browns, including four on the active roster and two on the practice squad... Dressed but did not play in three games and was inactive for another.

COLLEGE

Four-year letterman at the University of Florida (2004-06, 2008), who appeared in 46 games with 29 starts... Earned first-team All-Southeastern Conference and *Sports Illustrated* second-team All-America honors as a senior... Missed entire 2007 season due to a stress fracture in his foot... Made one start as a tight end as a freshman in 2004... Became only the 14th true freshman offensive lineman in school history to play on opening day... Majored in Family, Youth and Community Sciences.

PERSONAL

A native of Voorhees, N.J., where he attended Eastern High School... Ranked as seventh-best prospect in New Jersey by SuperPrep's All-America issue as a senior... Also starred on the school's wrestling team, where he finished third in the region in his weight class as a junior.

TRAUTWEIN'S CAREER GAMES PLAYED

Year	Team	Regular Season		Postseason	
		GP	GS	GP	GS
2009	St. Louis	4	0	0	0

Was inactive for six games and dressed but did not play in three others.

2009: Saw action in all 16 games for the second consecutive season... Earned three starts, including two at center and one at left guard.

2008: Appeared in all 16 games with five starts at center.

2007: Spent the entire season on Seattle's practice squad.

COLLEGE

Set the Wake Forest University (2003-06) record for most career starts with 48... Earned first-team All-America honors by *Sports Illustrated* and *The Sporting News*... As a junior, helped the Demon Deacons lead the ACC in rushing with 197 yards per game... Majored in communications.

PERSONAL

A native of Youngstown, Ohio where he attended Boardman High School... Earned letters in football, wrestling and track... Named the Youngstown Vindicator's Wrestler of the Year and set the school's season (24) and career (58) pin records... Has a son (Theodore).

VALLOS' CAREER GAMES PLAYED

Year	Team	Regular Season		Postseason	
		GP	GS	GP	GS
2008	Seattle	16	5	0	0
2009	Seattle	16	3	0	0
2010	Cleveland	7	0	0	0
Career		39	8	0	0

RAY VENTRONE



41
DEFENSIVE BACK

HEIGHT: 5-10 • WEIGHT: 200

COLLEGE: Villanova

BIRTHDATE: October 21, 1982

HOW ACQUIRED: FA - 2009

YEAR WITH BROWNS: 3RD • YEAR IN NFL: 7TH



CAREER TRANSACTIONS

Originally signed by New England as an undrafted free agent on April 28, 2005... Waived by New England on September 3, 2005... Signed by New England to the practice squad on September 4, 2005... Waived by New England on September 7, 2005... Signed by New England to the practice squad on September 9, 2005... Signed by New England to the active roster on January 30, 2006... Waived by New England on February 13, 2007... Signed by the New York Jets on February 21, 2007... Waived by the Jets on September 2, 2007... Signed by the Jets to the practice squad on September 4, 2007... Waived by the Jets on September 12, 2007... Signed by New England to the practice squad on September 19, 2007... Signed by New England to the active roster on November 3, 2007... Waived by New England on November 7, 2007... Signed by New England to the practice squad on November 9, 2007... Signed by New England to the active roster on December 22, 2007... Waived by New England on September 5, 2009... Signed by Cleveland on September 16, 2009.

SEASONAL REVIEWS

2010: Appeared in all 16 games in a reserve role... Tied for fifth on the club with nine special teams tackles... Also recovered a fumble on special teams... Part of a kickoff coverage group that led the NFL by allowing an average of only 17.8-yards per return... Also a member of a punt coverage unit that allowed an average of 7.1 yards per return, a figure that was fifth-best in the NFL... Added 10 tackles and a forced

fumble on defense... Recorded a fumble recovery on kickoff coverage vs. New England (11/7) at the Patriots' 19, leading to a Peyton Hillis 2-yard TD run two plays later... Notched three tackles on defense and one forced fumble at Jacksonville (11/21)... Returned four kickoffs for 47 yards against in finale Pittsburgh (1/2/11)... Had a season-high two special teams tackles on three occasions.

2009: Appeared in 14 games, posting 12 special teams tackles, a figure which was third on the team... Had a pair of special teams stops at Chicago (11/1) and at Detroit (11/22)... Also played a key role on both kickoff return and kickoff coverage, helping the Browns to an NFL-best average starting position of 31.4 and to a league-best defensive kickoff return average of 18.9... Made Browns debut at Denver (9/20)... Added three tackles on defense, all of which came in finale vs. Jacksonville (1/3/10).

2008: Saw action in the first 15 games of the season, recording six tackles on special teams... Spent time on the special teams coverage units and also saw limited time as a wide receiver.

2007: Appeared in two regular season games and two playoff contests while also spending time on the Patriots' practice squad... Made his NFL debut, against Indianapolis Colts (11/4) and saw action on special teams... Notched first career special teams tackle against the New York Giants in Super Bowl XLII (2/3/08).

2006: Placed on injured reserve on August 30 and missed the entire season.

2005: Spent 15 weeks on the Patriots' practice squad.

COLLEGE

Appeared in 35 games at Villanova University (2001-04), registering 251 tackles (198 solo), two sacks, 11 passes defended, five forced fumbles and four fumble recoveries... Selected to the All Atlantic-10 Conference first team as a junior... Majored in finance.

PERSONAL

Born Raymond Ventrone in Pittsburgh, Pa... Goes by the nickname "Bubba"... A three-time all-conference performer at Chartiers Valley (Pa.) High School... Set three high school records in track and field: long jump (22'6"), triple jump (45'1") and 100M (10.8)... Active in the Cleveland community participating in several 'Shop with a Pro' events... Brother, Ross, who also played a Villanova, was signed by New England as an undrafted free agent following the 2010 draft... Married (Katie) with two daughters (Ava and Ella).

VENTRONE'S CAREER DEFENSIVE STATISTICS

Year	Team	GP	GS	Tackles				Sk	Yds	Interceptions				Fumbles			Sp. T Tackle	
				Tot	Solo	Asst				No.	Yds	Lg	TD	PD	FF	FR		Yds
2006	New England								INJURED RESERVE									
2007	New England	2	0	0	0	0	0	0.0	0.0	0	0	0	0	0	0	0	0	0
2008	New England	15	0	0	0	0	0	0.0	0.0	0	0	0	0	0	0	0	0	6
2009	Cleveland	14	0	3	3	0	0	0.0	0.0	0	0	0	0	0	0	0	0	12
2010	Cleveland	16	0	10	9	1	0	0.0	0.0	0	0	0	0	1	0	0	0	9
NFL	Totals	47	0	13	12	1	0	0.0	0.0	0	0	0	0	1	0	0	0	27

Additional Special Teams Stats: Fumble Recoveries: 1 in 2010; 4 kickoff returns for 47 yards (11.8 avg.) with a long of 17

SENECA WALLACE



6
QUARTERBACK

HEIGHT: 5-11 • WEIGHT: 205

COLLEGE: Iowa State

BIRTHDATE: August 6, 1980

HOW ACQUIRED: TR. (SEA) 2010

YEAR WITH BROWNS: 2ND • YEAR IN NFL: 9TH



CAREER TRANSACTIONS

Originally drafted by Seattle in the fourth round (110th overall) of the 2003 NFL Draft... Traded to Cleveland from Seattle in exchange for a 2011 seventh-round draft choice.

SEASONAL REVIEWS

2010: Played in eight games with four starts... Was inactive for three games with an ankle injury and dressed but did not play in five others... Completed 64 of 101 passes (63.4%) for 694 yards with four touchdowns, two interceptions and an 88.5 rating... Posted a rating of 100.0 or higher in two of four starts... Made Browns debut and recorded one reception at Tampa Bay (9/12), on a nine-yard pass from Joshua Cribbs... Made first start with the Browns, filling in for an injured Jake Delhomme, against Kansas City (9/19) and completed 16 of 31 passes for 229 yards with one touchdown and one interception... Became the first Browns quarterback to record a rating of over 100.0 against the Ravens with a 103.0 mark at Baltimore (9/26)... Recorded a 124.0 quarterback rating against Atlanta (10/10), which marked the second-highest of his career.

2009: Appeared in 13 games with two starts, completing 78 of 120 passes for 700 yards with three touchdowns and two interceptions... Added one rushing touchdown on 16 attempts and two receptions for 29 yards... Saw action at quarterback for one snap against St. Louis (9/13) and passed to Matt Hasselbeck who then passed back to Wallace for a gain of 24 yards... Established career highs in attempts (45) and completions (33) as he threw for 257 yards and one touchdown against Indianapolis (10/4) adding a rushing score, the first of career... His 33 completions tied for second most in team history... Saw action at quarterback in the fourth quarter against Jacksonville (10/11) and engineered a 16-play (five first downs), game-ending drive that ran the final 11:53 off of the clock... Saw action at both quarterback and wide receiver at Arizona (11/15), completing a pass for 16 yards and recording one reception for five yards.

2008: Saw his most extensive action with eight starts... Set career highs in nearly every major passing category, including attempts (242), completions (141), yards (1,532) and touchdowns (11)... Connected with Koren Robinson for a team-record 90-yard touchdown pass on the first play against Philadelphia (11/2)... From games 6-9 and 13-16, set a club re-

cord with 184 consecutive passes without an interception, surpassing Matt Hasselbeck's mark of 159 set in 2005... Posted a career-high passer rating of 128.9 against New England (12/7), completing 20 of 28 passes for 212 yards and tied a career-high with three touchdown passes.

2007: Appeared in 10 contests... Hauled in first career reception on a pass from Hasselbeck at San Francisco (9/30) for 18 yards... Recorded a 28-yard reception against New Orleans (10/14)... Went 17 of 22 passing for 206 yards with two touchdowns and one interception in finale at Atlanta (12/30).

2006: Saw action in eight games with four starts... Started four consecutive games, throwing at least one touchdown pass in each contest, leading the Seahawks to a 2-2 mark... Logged first career start at Kansas City (10/29), going 15 of 30 passing for 198 yards with three touchdowns and two interceptions.

2005: Appeared in seven contests, completing 13 of 25 passes for 173 yards with one touchdown and one interception... Saw his most extensive action at Green Bay (1/1/06), going 9 of 17 passing for 98 yards with one touchdown and one interception... Made NFL debut against Arizona (9/25), completing his only passing attempt for 42 yards (to Peter Warrick)... Hauled in a 28-yard reception that helped set up Seattle's first score in the NFC Championship game against Carolina (1/22/06)... Lined up as receiver in two postseason contests, including Super Bowl XL against Pittsburgh.

2004: Served as the team's third quarterback for all 16 games.

2003: Served as the team's third quarterback for all 16 games.

COLLEGE

Originally recruited as a defensive back by Oregon State University, but left when his mother became ill, enrolling closer to home at Sacramento City (Calif.) Junior College... Joined the Iowa State University (2001-02) program in 2001 and was named Big 12 Newcomer of the Year... In two seasons at ISU, completed 411 of 712 passes (57.7%) for 5,289 yards, 26 touchdowns, and 27 interceptions, adding 912 yards and 15 scores on 237 carries (3.8 avg.) in 25 games... Only Alex Espinoza (5,307, 1984-86) gained more yards passing in school history... His 6,201 yards in total offense shattered Espinoza's previous all-time school mark of 5,018 yards... Was a consensus All-Big 12 Conference second-team choice as senior... Started every game, setting school season records as he completed 244 of 443 passes (55.1%) for 3,245 yards with 15 touchdowns... Gained 437 rushing yards with eight touchdowns on 123 carries (3.6 avg.)... All-Big 12 honorable mention as a junior after completing 167 of 269 passes (62.1%) for 2,944 yards and 11 touchdowns... Gained 475 rushing yards with seven scores on 114 carries (4.2 avg.) in 11 regular season games... JUCO All-America and all-conference selection as a sophomore at Sacramento City Junior College, as he passed for 3,675 yards and 22 touchdowns and rushed for 550 yards on 49 carries for nine touchdowns... Majored in sociology.

PERSONAL

Attended Rancho Cordova (Sacramento, Calif.) High School... All-CIF second-team pick as a junior, adding All-Sierra Conference and all-city first-team honors as a senior... Played basketball and was named first-team All-Sierra Conference and received honorable mention for the All-Sacramento team... Lettered twice in football and three times in basketball... Established a new program entitled "Joyce's Angels", that will focus on raising charitable donations and awareness to fund research to find a cure for multiple myeloma.

WALLACE'S SINGLE-GAME CAREER HIGHS

PASSING ATTEMPTS: 45 at Indianapolis 10/4/09
 COMPLETIONS: 33 at Indianapolis 10/4/09
 PASSING YARDS: 257 at Indianapolis 10/4/09
 PASSING TDs: 3 vs. New England 12/7/08; vs. Kansas City 10/26/06
 LONG PASS: 90t vs. Philadelphia 11/2/08
 QB RATING: 128.9 vs. New England 12/7/08
 INTERCEPTIONS: 3 at San Francisco 11/19/06
 CONSECUTIVE PASS ATTEMPTS WITHOUT INT: 184 (at Tampa Bay 10/19/08 - at Arizona 12/28/08)

RUSH ATTEMPTS: 5 vs. Cincinnati 10/3/10
 RUSH YARDS: 49 vs. Oakland 11/6/06
 LONG RUSH: 37 vs. Oakland 11/6/06
 RUSH TOUCHDOWNS: 1 at Indianapolis 10/4/09
 LONG RUSH: 37 vs. Oakland 11/6/06
 RECEPTIONS: 1, five times, most recent at Tampa Bay 9/12/10
 RECEIVING YARDS: 29 vs. New Orleans 10/14/07
 LONG RECEPTION: 29 vs. New Orleans 10/14/07

WALLACE'S CAREER PASSING STATISTICS

Year	Team	GP	GS	*(W-L)				Pct.	Yds	Yds/Att.	TD	Int	Lg	Sk	Yds. Lost	QB Rating
				Record	Att	Cmp										
2003	Seattle	0	0	0-0	0	0	0.0	0	0.0	0	0	0	0	0	0.0	
2004	Seattle	0	0	0-0	0	0	0.0	0	0.0	0	0	0	0	0	0.0	
2005	Seattle	7	0	0-0	25	13	52.0	173	6.9	1	1	42	3	20	70.9	
2006	Seattle	8	4	2-2	141	82	58.2	927	6.6	8	7	49t	14	83	76.2	
2007	Seattle	10	0	0-0	28	19	56.5	215	7.7	2	1	45t	3	13	99.6	
2008	Seattle	10	8	3-5	242	141	50.2	1,532	6.3	11	3	90t	14	76	87.0	
2009	Seattle	13	2	0-2	120	78	65.0	700	5.3	3	2	39t	9	59	81.9	
2010	Cleveland	8	4	1-3	101	64	63.4	694	6.9	4	2	65t	6	33	88.5	
NFL	Totals	56	18	6-12	657	397	60.4	4,241	6.5	29	16	90t	49	284	83.9	

*as a starter

WALLACE'S CAREER OFFENSIVE STATISTICS

Year	Team	GP	GS	Rushing					Receiving				
				Att	Yds	Avg	Lg	TD	Rec	Yds	Avg.	Lg	TD
2003	Seattle	0	0	0	0	0.0	0	0	0	0	0.0	0	0
2004	Seattle	0	0	0	0	0.0	0	0	0	0	0.0	0	0
2005	Seattle	7	0	6	-5	-0.8	0	0	0	0	0.0	0	0
2006	Seattle	8	4	12	122	10.2	37	0	0	0	0.0	0	0
2007	Seattle	10	0	4	17	4.3	11	0	2	47	23.5	29	0
2008	Seattle	10	8	16	78	4.9	23	0	0	0	0.0	0	0
2009	Seattle	13	2	16	2	0.1	10	1	2	29	14.5	24	0
2010	Cleveland	8	4	7	9	1.3	6	0	1	9	9.0	9	0
NFL	Totals	56	18	61	223	3.7	37	1	5	85	17.0	29	0

T.J. WARD



43
DEFENSIVE BACK

HEIGHT: 5-10 • WEIGHT: 200

COLLEGE: Oregon

BIRTHDATE: December 12, 1986

HOW ACQUIRED: D2A - 2010

YEAR WITH BROWNS: 2ND • YEAR IN NFL: 2ND

CAREER TRANSACTIONS

Originally drafted by Cleveland in the second round (38th overall) of the 2010 NFL Draft.

SEASONAL REVIEWS

2010: Started all 16 games, becoming the first Browns rookie defensive back to do that since Antonio Langham in 1994... Led the team with 105 tackles, a figure which also topped all NFL rookies... Added two interceptions, 10 passes defended and a forced fumble... Interception total tied for second on the club... Recorded a team-high 18 tackles on special teams... Part of a kickoff coverage group that led the NFL by allowing an average of only 17.8-yards per return... Also a member of a punt coverage unit that allowed an average of 7.1 yards per return, a figure that was fifth-best in the NFL... Became the first rookie to lead the Browns in defensive tackles since linebacker Wali Ranier in 1999... Became the first rookie to start a season opener (at Tampa Bay, 9/12) at safety for the Browns since Brian Washington in 1988... In that opener, Ward also established a season-high with 10 tackles on defense, a figure he would later match at Pittsburgh (10/17)... Also forced a fumble in the opener... Blocked a 30-yard field goal attempt against Atlanta (10/10)... Recorded two interceptions off David Garrard at Jacksonville (11/21) to become the first Browns rookie since December 16, 2001 (Anthony Henry vs. Jacksonville) to record a multi-interception game... Posted a season-high four special teams tackles, three of which came on punt coverage, at Buffalo (12/12)... Named by the PFW/PFWA to the All-Rookie team as both a safety and special teamer.

COLLEGE

A former walk-on at the University of Oregon (2006-09)... Recorded 190 tackles, three interceptions and one sack in 37 career games... Saw action in eight contests as a redshirt senior, recording one interception and ranking fifth on the team with 68 tackles, despite missing five games... Ended his collegiate career with a 10-tackle performance vs. Ohio State in the Rose Bowl... Appeared in 13 games as a junior, leading Oregon with 101 tackles, ranking fifth in the conference... Earned honorable mention Pacific-10 all-conference honors in 2008... Majored in sociology.

PERSONAL

Full name is Terrell Ray Williams Ward Jr... Native of San Francisco, Calif., and attended De La Salle (Concord, Calif.) High School... Helped De

La Salle extend its winning streak to 151 games and three straight national championships... Father, Terrell, was drafted by the Philadelphia Eagles in the seventh round of the 1980 draft out of San Diego State University... Younger brother, Terron, is a freshman at Oregon State University... Active in the Cleveland community, volunteering at local hospitals and schools... Named the Browns' Maurice Bassett award winner in 2010 for the most outstanding rookie in training camp.

WARD'S SINGLE-GAME CAREER HIGHS

TACKLES: 10 at Tampa Bay 9/12/10; at Pittsburgh 10/17/10
FORCED FUMBLE: 1 at Tampa Bay 9/12/10
INTERCEPTIONS: 2 at Jacksonville 11/21/10
INT RETURN YARDS: 39 at Jacksonville 11/21/10
LONG INT RETURN: 23 at Jacksonville 11/21/10

WARD'S CAREER DEFENSIVE STATISTICS

Year	Team	Tackles						Yds	Interceptions					Fumbles			Sp. T Tackle
		GP	GS	Tot	Solo	Asst	Sk		No.	Yds	Lg	TD	PD	FF	FR	Yds	
2010	Cleveland	16	16	105	80	25	0	0	2	39	23	0	10	1	0	0	18

Additional Special Team Stats: Blocked Field Goals: 1 in 2010

BENJAMIN WATSON



82

TIGHT END

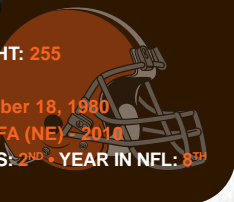
HEIGHT: 6-3 • **WEIGHT:** 255

COLLEGE: Georgia

BIRTHDATE: December 18, 1980

HOW ACQUIRED: UFA (NE) - 2010

YEAR WITH BROWNS: 2ND • **YEAR IN NFL:** 8TH



2009: Appeared in 16 games with seven starts... Ranked fifth on the team with 29 receptions for 404 yards and five touchdowns... Recorded a season-high six receptions for 77 yards, while matching a career-best with two touchdowns against Buffalo (9/14).

2008: Played in 14 games with nine starts... Finished fifth on the team with 22 receptions for 209 yards and two touchdowns... Talled season highs with eight receptions for 88 yards and one touchdown against the New York Jets (11/13)... Registered his second touchdown reception of the season with a two-yard scoring strike from Matt Cassel in the Patriots' comeback win at Seattle (12/7).

2007: Saw action in 12 games with eight starts... Recorded a career-high six touchdown receptions... Set single-game highs in receiving yards (107) and touchdowns (2) in a victory over Cleveland (10/7)... Member of special teams unit that blocked for Ellis Hobbs' NFL record-setting 108-yard kickoff return for a touchdown in opener at N.Y. Jets (9/9)... Recorded a touchdown reception in each of the first three games of the season... Hauled in his sixth touchdown catch of the season, on a three-yard score, in the Patriots' win at Buffalo (11/18)... Tied the Patriots' playoff record for most touchdown receptions in a game with a pair of scores in the team's Divisional playoff victory over Jacksonville (1/12/08).

2006: Started all 13 games in which he appeared and finished second on the team with 49 receptions for 643 receiving yards with three touchdowns... Led the team with 95 receiving yards on seven receptions with a touchdown at Minnesota (10/30)... Led the team with five receptions and 74 receiving yards, including a touchdown, at Green Bay (11/19)... Tied for the team lead with six receptions for a team-high 87 receiving yards and a touchdown against Chicago (11/26)... Led the team with five receptions and 48 yards in the AFC Championship Game at Indianapolis (1/21/07).

2005: Played in 15 games with nine starts... Led all New England tight ends with 29 receptions for 441 yards and four touchdowns... Shared his first career touchdown, on a 33-yard pass from Tom Brady, against Atlanta (10/9)... Led the team with 66 receiving yards on four receptions against New Orleans (11/20)... Led the team with five receptions and 91 receiving yards, including a 63-yard touchdown in the Wild Card Playoff game against Jacksonville (1/7/06), marking the longest touchdown reception in Patriots playoff history.

CAREER TRANSACTIONS

Originally drafted by New England in the first round (32nd overall) of the 2004 NFL Draft... Signed by Cleveland as an unrestricted free agent on March 12, 2010.

SEASONAL REVIEWS

2010: Started a career-high 16 games and led the team in all three receiving categories with 68 receptions for 763 yards and three touchdowns... Reception total was 10th in the AFC, first among AFC tight ends and fifth among NFL tight ends... Reception total also was the sixth-highest single-season figure by a Browns tight end... Yardage figure was second among AFC tight ends, trailing only Antonio Gates (782)... It also was fifth-most among all NFL tight ends and was the eighth-most ever by a Browns tight end... Became the first tight end to lead the Browns in receiving yards since Ozzie Newsome (711) in 1985... Was one of three tight ends (Zach Miller, Vernon Davis) to lead their club in both receptions and receiving yards... Had five or more catches in a game on eight occasions... Hauled in a career-long 44-yard reception from Seneca Wallace against Kansas City (9/19)... Recorded touchdown receptions from Wallace (at Baltimore 9/26), Colt McCoy (at Pittsburgh 10/17) and Jake Delhomme (at Miami 12/5)... Against the Dolphins, set a career-high with 10 receptions, totaling 100 yards.

2004: Started only game in which he played... Made NFL debut against Indianapolis (9/9) and recorded two receptions for 16 yards... Placed on injured reserve with a knee injury on September 29.

COLLEGE

Registered 73 receptions for 945 receiving yards (12.9 avg.) and seven touchdowns during his collegiate career... Began his career at Duke University (1999), catching eight passes for 93 yards and one touchdown... As a three-year letterman at the University of Georgia (2001-03), recorded 65 receptions for 852 yards (13.6 avg.) and six touchdowns... Served as offensive team captain as a senior... A preseason All-America and All-Southeastern Conference selection as a senior... Posted 23 receptions for 324 yards and two touchdowns as a senior... Started 13 games as a junior, registering 31 catches for 341 yards and three touchdowns... Majored in finance.

PERSONAL

Born Benjamin Seth Watson in Norfolk, Va... Attended Northwestern (Rock Hill, S.C.) High School... Recorded 31 receptions for 515 yards

and five touchdowns as a senior... Helped lead the team to the state championship his junior year... Traveled to Israel with Patriots owner Robert Kraft and a group from the Boston area in 2008... In the winter of 2007, traveled with a small group of NFL players on a USO tour visiting U.S. military bases in Iraq and Afghanistan... Has traveled to China as a Patriots ambassador... Lists photography as a hobby... Member of National Honor Society and Fellowship of Christian Athletes... Created the One More Foundation which is dedicated to spreading the love and hope of Christ to one more soul... The foundation's website is www.WatsonOneMore.org... Married (Kirsten) with two daughters (Grace Makayla and Naomi Love).

WATSON'S SINGLE-GAME CAREER HIGHS

RECEPTIONS: 10 at Miami 12/5/10

RECEIVING YARDS: 107 vs. Cleveland 10/7/07

RECEIVING TDs: 2, three times, most recent vs. Buffalo 9/14/09

LONG RECEPTION: 44 vs. Kansas City 9/19/10

Career 100-Yard Receiving Regular Season Games (2):

107 vs. Cleveland 10/7/07 (6-107-2)

100 at Miami 12/5/10 (10-100-1)

WATSON'S CAREER OFFENSIVE STATISTICS

Year	Team	Receiving						Rushing					
		GP	GS	Rec	Yds	Avg	Lg	TD	Att	Yds	Avg.	Lg	TD
2004	New England	1	1	2	16	8.0	14	0	0	0	0	0	0
2005	New England	15	9	29	441	15.2	35	4	0	0	0	0	0
2006	New England	13	13	49	643	13.1	40	3	0	0	0	0	0
2007	New England	12	8	36	389	10.8	35	6	1	11	11.0	11	0
2008	New England	14	9	22	209	9.5	29	2	0	0	0	0	0
2009	New England	16	7	29	404	13.9	36	5	0	0	0	0	0
2010	Cleveland	16	16	68	763	11.2	44	3	1	-1	-1.0	-1	0
NFL	Totals	87	63	235	2865	12.2	44	23	2	10	5.0	11	0

WATSON'S CAREER POSTSEASON OFFENSIVE STATISTICS

Year	Team	Receiving						
		GP	GS	Rec	Yds	Avg	Lg	TD
2004	New England	INJURED RESERVE						
2005	New England	2	2	5	91	18.2	63t	1
2006	New England	3	2	10	81	8.1	19	0
2007	New England	3	3	3	20	6.7	9t	2
2009	New England	1	0	1	3	3.0	3	0
NFL	Totals	9	7	19	195	10.3	63t	3

DEMETRIUS WILLIAMS



88
WIDE RECEIVER

HEIGHT: 6-2 • WEIGHT: 202

COLLEGE: Oregon

BIRTHDATE: March 28, 1983

HOW ACQUIRED: FA - 2010

YEAR WITH BROWNS: 2ND • YEAR IN NFL: 6TH



CAREER TRANSACTIONS

Originally drafted by Baltimore in the fourth round (111th overall) of the 2006 NFL Draft... Waived by Baltimore on September 4, 2010... Signed by Cleveland on October 26, 2010.

SEASONAL REVIEWS

2010: Played in two games as a reserve and was inactive for seven contests after joining the Browns' 53-man roster midway through the season.

2009: Appeared in 13 games with the Ravens and recorded eight receptions for 142 yards and one touchdown... Hauled in season-highs in catches (four), yards (71), and a touchdown against Chicago (12/20)... Touchdown came on a 32-yard pass from Joe Flacco to give Baltimore a 21-7 lead as they went on for a 31-7 victory... Also saw action in both playoff games, netting his first career playoff reception, a 12-yard grab at Indianapolis (1/16/10).

2008: Saw action in the first seven games before being placed on injured

COLLEGE

reserve on October 29... Posted 13 receptions for 180 yards and a touchdown... Grabbed six catches for 53 yards at Indianapolis (10/12)... Snagged a 70-yard touchdown reception from Joe Flacco against Oakland (10/26) in the Ravens' 29-10 win.

2007: Appeared in the first nine games with four starts before being inactive for the final seven with a high ankle sprain... Caught 20 passes for 290 yards... Converted 16 of his 20 receptions into first downs... Hauled in five catches for 63 yards at Cleveland (9/30).

2006: Played in all 16 games, and one playoff game... Pulled in 22 receptions for 396 yards for a team-high 18.0 yards per catch and two touchdowns... Recorded his first 100-yard receiving game, including a career long 77-yard touchdown reception from Kyle Boller against Cleveland (12/17), when he totaled two receptions for 100 yards... The touchdown – the first of his NFL career – broke a 17-17 tie in the third quarter as the Ravens held on for a 27-17 victory... Snared a 25-yard scoring pass from Steve McNair the following week in a 31-7 win at Pittsburgh (12/24).

Played in 45 career games with 28 starts at the University of Oregon (2002-05)... Recorded 162 career receptions for 2,660 yards and 20 touchdowns... Set a school record with 11 games with 100 or more receiving yards, while his career reception total ranked third in school history and his yardage total was fourth... Majored in sociology.

PERSONAL

Native of Concord, Calif. where he attended De La Salle High School... Totaled 34 catches for 829 yards and 15 touchdowns, adding one punt return for a touchdown, as a senior... Married (Jervelle).

WILLIAMS' SINGLE-GAME CAREER HIGHS

RECEPTIONS: 6 at Indianapolis 10/12/08
RECEIVING YARDS: 100 vs. Cleveland 12/17/06
LONG RECEPTION: 77t vs. Cleveland 12/17/06
RECEIVING TDs: 1, four times, most recent vs. Chicago 12/20/09

WILLIAMS' CAREER OFFENSIVE STATISTICS

Year	Team	Receiving						Rushing					
		GP	GS	Rec	Yds	Avg	Lg	TD	Att	Yds	Avg.	Lg	TD
2006	Baltimore	16	0	22	396	18.0	77t	2	0	0	0.0	0	0
2007	Baltimore	9	4	20	290	14.5	34	0	0	0	0.0	0	0
2008	Baltimore	7	0	13	180	13.8	70t	1	0	0	0.0	0	0
2009	Baltimore	12	0	8	142	17.8	34	1	0	0	0.0	0	0
2010	Cleveland	2	0	0	0	0.0	0	0	0	0	0.0	0	0
NFL	Totals	46	4	63	1,008	16.0	77t	4	0	0	0.0	0	0

WILLIAMS' CAREER POSTSEASON OFFENSIVE STATISTICS

Year	Team	Receiving						Rushing					
		GP	GS	Rec	Yds	Avg	Lg	TD	Att	Yds	Avg.	Lg	TD
2006	Baltimore	1	0	0	0	0.0	0	0	0	0	0.0	0	0
2009	Baltimore	2	0	1	12	12.0	12	1	0	0	0.0	0	0
NFL	Totals	3	0	1	12	12.0	12	0	0	0	0.0	0	0

BILLY YATES



68
OFFENSIVE LINE

HEIGHT: 6-2 • **WEIGHT:** 305

COLLEGE: Texas A&M

BIRTHDATE: April 15, 1980

HOW ACQUIRED: FA - 2009

YEAR WITH BROWNS: 3RD • **YEAR IN NFL:** 8TH



ber 4, 2005... Signed by New England to the active roster on November 12, 2005... Waived by New England on September 2, 2006... Signed by New England to the practice squad on September 3, 2006... Signed by New England to the active roster on October 21, 2006... Released by New England on February 17, 2009... Signed by New England on February 20, 2009... Released by New England on September 4, 2009... Signed by Cleveland on September 16, 2009... Waived by Cleveland on September 6, 2010... Signed by Cleveland on September 9, 2010... Re-signed by Cleveland on July 30, 2011.

SEASONAL REVIEWS

2010: Played in the first nine contests of the season, including three starts at right guard... Over the course of his three starts, the Browns were 2-1, averaged 4.8 yards per rush attempt (97-462) and allowed a total of only four sacks... Sustained a biceps injury in game vs. N.Y. Jets (11/14) and was placed on injured reserve on November 16.

2009: Played in seven games, all in a reserve role, during his first season in Cleveland... Also saw action on special teams.

2008: Started the first seven games of the season for the Patriots at right guard in place of an injured Stephen Neal... Was part of an offensive line that led the Patriots to 356 first downs in 2008, the second-highest total in franchise history... Was a part of the best rushing season for the Patriots in more than 20 years, as they totaled 2,278 rushing yards (sixth in team

CAREER TRANSACTIONS

Originally signed by Miami as an undrafted free agent on May 1, 2003... Waived by Miami on September 5, 2004... Signed by New England to the practice squad on September 11, 2004... Signed by New England to the active roster on February 4, 2005... Waived by New England on September 3, 2005... Signed by New England to the practice squad on Septem-

history and the most since 1985), 21 rushing touchdowns (tied for fourth in team history and the most since 1981) and an average of 4.4 yards per carry (fifth in team history and the best since 1983)... Inactive for the Patriots' final six games.

2007: Appeared in seven games with one start at right guard... Also saw time on special teams... Inactive for all three playoff contests... Only start of the season came at right guard against San Diego (9/16), where he was part of an offensive line that helped Tom Brady throw for 279 passing yards and three touchdowns.

2006: Signed from the Patriots' practice squad and saw action in four games with three starts at right guard before being placed on injured reserve on November 13... Made his first NFL start, at right guard against Minnesota (10/30).

2005: Played in four regular season games and one playoff contest after being signed from New England's practice squad on November 12.

2004: Signed to the Patriots' practice squad on September 11, where he remained for the entire regular season and the first two postseason contests... Signed to the Patriots' active roster and was inactive for Super Bowl XXXIX.

2003: Saw action as a reserve in three games for the Dolphins... Made his NFL debut, on special teams at the N.Y. Giants (10/5).

COLLEGE

A four-year letterman at Texas A&M (1999-2002) who started at guard in all 20 games in which he played over his final two seasons... As a senior, was part of a line that helped the Aggies to average 161 rushing yards per game, racking up a total of 1,771 rushing yards on the season... As a junior, helped power the Aggies to 1,541 total rushing yards... Saw action as a reserve in his freshman and sophomore seasons as Texas A&M averaged 169 rushing yards per game... Majored in agricultural development.

PERSONAL

Born Billy LaQuayne Yates in Fort Worth, Texas... Was a two-time all-state selection in football at Corsicana (Texas) High School... Also lettered in basketball and track... Active in the Cleveland community, volunteering for several "Shop with a Pro" events... Married (Tamika).

YATES' CAREER GAMES PLAYED

Year	Team	Regular Season		Postseason	
		GP	GS	GP	GS
2003	Miami	3	0	0	0
2004	New England	0	0	0	0
2005	New England	4	0	1	0
2006	New England	4	3	0	0
2007	New England	7	1	0	0
2008	New England	7	7	0	0
2009	Cleveland	7	0	0	0
2010	Cleveland	9	3	0	0
Career		41	14	1	0

USAMA YOUNG



28
DEFENSIVE BACK



HEIGHT: 6-0 • WEIGHT: 200

COLLEGE: Kent State

BIRTHDATE: May 5, 1985

HOW ACQUIRED: UFA (N.O.) - 2011

YEAR WITH BROWNS: 1st • YEAR IN NFL: 5th

CAREER TRANSACTIONS

Originally drafted by New Orleans in the third round (66th overall) of the 2007 NFL Draft... Signed by Cleveland as an unrestricted free agent on July 30, 2011.

SEASONAL REVIEWS

2010: Appeared in 11 games with three starts... Finished with 16 tackles, one sack and 12 special teams stops... Recorded his first career sack after a takedown of Jimmy Clausen at Carolina (10/3)... Opened contests against Cleveland (10/24), vs. Philadelphia (10/31) and against Seattle (11/21)... Recorded a career-best three pass defenses against the Seahawks.

2009: Saw action in 12 games with one start... Finished with nine tackles and one interception on defense, while adding six stops and a fumble recovery on special teams... Appeared in three games during the Saints' Super Bowl title run, recording two tackles and tying for the team lead with four special teams stops... Recorded four tackles and an interception in the end zone to prevent a potential Rams touchdown at St. Louis (11/15)... Notched a fumble recovery on punt coverage at Washington (12/6)... Tallied two special teams tackles in Super Bowl XLIV against Indianapolis (2/7/10).

2008: Opened two of the 15 games in which he appeared... Finished second on the club with 19 special teams stops and added a fumble recovery... Registered a career-high 27 tackles and two interceptions... Notched two special teams tackles and recovered a fumble on kickoff coverage vs. San Diego (10/26)... Recorded four tackles, two special teams stops and his first career interception, off Tyler Thigpen at Kansas City (11/16)... Recorded a career-high seven tackles against Green Bay (11/24)... Registered three tackles and an interception at Detroit (12/18).

2007: Played in 14 games, contributing primarily as a reserve on defense and on special teams... Led the team with 20 special teams tackles and added 10 stops on defense... Made NFL debut at Indianapolis (9/6), totaling two special teams tackles.

COLLEGE

Opened 37 of 45 games at Kent State University (2003-06)... Totaled 198 career tackles, nine interceptions, three forced fumbles, two fumble recoveries and one blocked kick... Second team All-Mid American Conference selection as a senior after posting a career-high 60 tackles, two interceptions, three forced fumbles and a blocked punt... Graduated with Educational Studies degree in May, 2009.

PERSONAL

Native of Largo (Md.), where he attended Largo High School... Also lettered in track and baseball... Selected by voters on NFL.com as winner of league's "Super Ad" competition in 2008, appearing in a national advertisement during Super Bowl XLIII with his father, LeRoi... The ad spotlighted his job as a youth working as a snacks and drinks vendor at Washington Redskins games... Very active in the community through his foundation, the Usama Young Youth Foundation, which serves as a vehicle for building athletic skills and fostering positive academic and

social skills through sport for youth between the ages of 12 to 15 in the Washington Metropolitan community.

YOUNG'S SINGLE-GAME CAREER HIGHS

TACKLES: 7 vs. Green Bay 11/24/09

SACKS: 1 at Carolina 10/3/10

INTERCEPTIONS: 1, three times, most recent at St. Louis 11/15/09

LONG INT RETURN: 24 at St. Louis 11/15/09

PBU: 3 vs. Seattle 11/22/09

YOUNG'S CAREER DEFENSIVE STATISTICS

Year	Team	GP	GS	Tackles				Yds	Interceptions				Fumbles				Sp. T Tackle	
				Tot	Solo	Asst	Sk		No.	Yds	Lg	TD	PD	FF	FR	Yds		
2007	New Orleans	14	0	12	12	0	0.0	0.0	0	0	0	0	2	0	0	0	0	20
2008	New Orleans	15	2	27	21	6	0.0	0.0	2	3	3	0	8	0	0	0	0	19
2009	New Orleans	12	1	9	7	2	0.0	0.0	1	24	24	0	1	0	0	0	0	6
2010	New Orleans	11	3	14	13	1	1.0	4.0	0	0	0	0	3	0	0	0	0	12
NFL	Totals	52	6	62	53	9	1.0	4.0	3	27	24	0	14	0	0	0	0	57

Additional Special Teams Stats: Fumble Recoveries: 1 in 2009, 1 in 2010 for a total of 2

YOUNG'S CAREER POSTSEASON DEFENSIVE STATISTICS

Year	Team	GP	GS	Tackles				Yds	Interceptions				Fumbles				Sp. T Tackle	
				Tot	Solo	Asst	Sk		No.	Yds	Lg	TD	PD	FF	FR	Yds		
2009	New Orleans	3	0	2	2	0	0.0	0.0	0	0	0	0	0	0	0	0	0	4
2010	New Orleans	1	0	0	0	0	0.0	0.0	0	0	0	0	0	0	0	0	0	0
NFL	Totals	4	0	2	2	0	0.0	0.0	0	0	0	0	0	0	0	0	0	4

2011 DRAFT CHOICES

PHIL TAYLOR



98

DEFENSIVE LINE

HEIGHT: 6-3 • **WEIGHT:** 335

COLLEGE: Baylor

BIRTHDATE: April 7, 1988

HOW ACQUIRED: D1 - 2011

YEAR WITH BROWNS: R • **YEAR IN NFL:** R



COLLEGE

Started 27 of 44 contests combined at both Penn State University (2006-07) and Baylor University (2009-10)... Collected 107 tackles, 5.5 sacks, two fumble recoveries, a forced fumble, an interception and two blocked kicks... Started all 13 games as a senior, recording a career-best 62 tackles, two sacks and one forced fumble en route to earning All-Big 12 second team honors... In his first season at Baylor (2009), started nine of the 12 contests in which he appeared totaling 25 tackles, half a sack, and two blocked kicks... Saw action in 12 games, starting the final five, with 20 tackles, three sacks and a pair of fumble recoveries as a sophomore for Penn State... Part of a Nittany Lion defensive line that ranked seventh nationally in rushing defense (93.8 ypg), allowing only three runs of longer than 18 yards in 449 attempts in 2007... Appeared in seven games as a true freshman and did not record any statistics... Graduated with a degree in general studies.

PERSONAL

Born Phillip Eugene Taylor... Native of Clinton, Md., where he attended Gwynn Park High School... Played on both the offensive and defensive lines... Earned all-state and Washington All-Metro first team honors as a senior after recording 77 tackles and 10 sacks as a senior... Traveled to Kenya on a mission trip with Baylor student-athletes in May 2010.

CAREER TRANSACTIONS

Originally drafted by Cleveland in the first round (21st overall) of the 2011 NFL Draft with a choice acquired from Kansas City in exchange for the Browns' first (27th overall) and third (70th overall) round selections.

JABAAL SHEARD



90
DEFENSIVE LINE

HEIGHT: 6-2 • WEIGHT: 255

COLLEGE: Pittsburgh

BIRTHDATE: May 10, 1989

HOW ACQUIRED: D2A - 2011

YEAR WITH BROWNS: R • YEAR IN NFL: R



CAREER TRANSACTIONS

Originally drafted by Cleveland in the second round (37th overall) of the 2011 NFL Draft.

COLLEGE

Opened 38 of his 47 career games at the University of Pittsburgh (2007-10)... Recorded 142 career tackles, 19.5 sacks, five forced fumbles and two fumble recoveries... Named consensus first team All-America, all-league first team and selected the Big East Conference Defensive Player of the Year in 2010... Recorded 52 tackles, nine sacks, four forced fumbles and two fumble recoveries in 12 games while serving as a team captain as a senior... Part of a unit that ranked eighth in the nation in total defense (305.08 ypg) and 17th nationally in run defense (120.00 ypg)... Earned second team All-Big East honors as a junior after starting all 13 games, posting 42 tackles and five sacks... Started all 13 games as a sophomore, finishing with 45 tackles and 5.5 sacks... Appeared in nine contests as a true freshman when he tallied three tackles... Majored in administration of justice.

PERSONAL

Born Jabaal Lamar Sheard and is a native Hollywood Hills, Fla., where he attended Hollywood Hills High School... Also competed in track in the 200M and earned All-Broward County honors in the shot put, placing fourth at the state finals... Was awarded a bravery medal when he helped an elderly woman escape from her burning home in Florida when he was 11 years old.

GREG LITTLE



15
WIDE RECEIVER

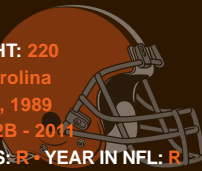
HEIGHT: 6-2 • WEIGHT: 220

COLLEGE: North Carolina

BIRTHDATE: May 30, 1989

HOW ACQUIRED: D2B - 2011

YEAR WITH BROWNS: R • YEAR IN NFL: R



CAREER TRANSACTIONS

Originally drafted by Cleveland in the second round (59th overall) of the 2011 NFL Draft with a choice acquired from Atlanta along with the Falcons' first (27th) and fourth (124th) round picks in 2011 and first and fourth round picks in 2012 for the Browns' 2011 first round pick (sixth overall).

COLLEGE

Started 28 of 37 career games at the University of North Carolina (2007-09) recording 86 receptions for 969 yards with six touchdowns and 166 carries for 805 yards with six touchdowns... Also returned 27 kickoffs for 508 yards (18.8 avg)... Suspended for the 2010 season... Started all 13 games at receiver in 2009 and led the team with 62 receptions for 724 yards with five touchdowns... Reception total was the fifth-most in a single-season in school history... Added 29 rushing attempts for 166 yards (5.7 avg.) with one score and led the team with 1,112 all-purpose yards... Saw action as both a tailback and receiver during freshman and sophomore campaigns... Finished second on the club with 78 carries for 339 yards with three touchdowns and hauled in 11 passes for 146 yards in 2008... Appeared in 11 games as a true freshman, recording 13 receptions for 99 yards with one touchdown and 59 rushes for 300 yards and two touchdowns... Majored in communications.

PERSONAL

Native of Durham N.C., where he attended Hillsdale High School... Versatile player who played quarterback, running back, wide receiver, linebacker, safety and cornerback to help Hillside to a 10-3 record as a senior... Named *USA Today* All-American... Named the 2006 Gatorade Player of the Year in North Carolina in addition to garnering all-conference accolades... Also competed in basketball and track and field.

MAKING DRAFT HISTORY

With the selections of Phil Taylor (21st overall) and Jabaal Sheard (37th overall) in this year's draft, it marks the first time in franchise history that each of the Browns' top two draft choices have been defensive linemen. Taylor was the first defensive lineman drafted by the Browns in the first round since 2001, when the club selected Gerard Warren (Florida) with the third overall pick. He was also just the third defensive tackle picked by the Browns in the first round, joining Warren and Doug Atkins (Tennessee) in 1953.

JORDAN CAMERON



84

TIGHT END

HEIGHT: 6-5 • WEIGHT: 245

COLLEGE: Southern California

BIRTHDATE: August 8, 1988

HOW ACQUIRED: D4A - 2011

YEAR WITH BROWNS: R • YEAR IN NFL: R



CAREER TRANSACTIONS

Originally drafted by Cleveland in the fourth round (102nd overall) of the 2011 NFL Draft.

COLLEGE

Appeared in 23 games as a reserve at the University of Southern California (2008-10) after transferring from Ventura Junior College (2007) and Brigham Young University (2006)... Saw action in 12 contests as a senior, recording 16 receptions for 126 yards and one touchdown along with one carry for six yards... Appeared in five games in 2009 and six in 2008 and did not record any statistics... Hauled in 22 passes for 340 yards with four touchdowns as he helped Ventura to the WSC Pacific Division title and a victory in the Southern California Bowl... Originally attended BYU and redshirted as a forward on the school's basketball team before deciding to transfer to USC for football... Chose to transfer to Ventura after it was discovered his credits from Brigham Young wouldn't transfer to Southern California... Walked on to the USC basketball team for the 2008-09 season and appeared in three games... Majored in sociology.

PERSONAL

Native of Newbury Park, Calif., where he attended Newbury Park High School... Named All-Marmonte League first team as a wide receiver after totaling 73 receptions for 1,022 yards with 12 touchdowns as a senior... Also played basketball and was named Marmonte League and Ventura County Basketball Coaches Association Player of the Year... Also played volleyball at Newbury Park... Brother, Colby, is a sophomore quarterback at Louisiana Tech... Sister, Brynn, was a guard on Southern California's women's basketball team from 2005-2009... Grandfather, Jack Cravens, played basketball and baseball at Brigham Young from 1957-59.

OWEN MARECIC



48

FULLBACK

HEIGHT: 6-0 • WEIGHT: 245

COLLEGE: Stanford

BIRTHDATE: October 4, 1988

HOW ACQUIRED: D4B - 2011

YEAR WITH BROWNS: R • YEAR IN NFL: R



CAREER TRANSACTIONS

Originally drafted by Cleveland in the fourth round (124th overall) of the 2011 NFL Draft with a choice acquired from Atlanta along with the Falcons' first (27th) and second (59th) round picks in 2011 and first and fourth round picks in 2012 for the Browns' 2011 first round pick (sixth overall).

COLLEGE

Started 45 of his 49 career games at Stanford University (2007-10)... Opened 10 games (nine in 2010 and one in 2009) as a starter on both offense and defense with an additional 31 starts at fullback and four at linebacker... In his career, totaled 67 rushing yards on 36 carries with nine touchdowns and 25 receptions for 258 yards and one touchdown...

Amassed 55 tackles, two sacks, one forced fumble, one fumble recovery and two interceptions on defense... In a span of 13 seconds on consecutive plays from scrimmage, he scored a touchdown on both offense and defense against Notre Dame in 2010, the first on a one-yard touchdown plunge and then on a 20-yard interception return... All-Pac 10 Conference first-team choice as a fullback and honorable mention as a linebacker as a senior... Winner of the inaugural Paul Hornung Award as the most versatile player in college football... Started nine games at fullback and all 13 contests at inside linebacker in 2010... Carried 23 times for 46 yards with five touchdowns and converted 8-of-9 third-down carries and 4-of-4 fourth-down attempts... Also caught nine passes for 75 yards and recorded 51 tackles, two sacks and two interceptions... Earned All-Pac 10 Conference honorable mention as a junior with 12 starts at fullback and one at middle linebacker... Recorded four rushing scores on eight carries for 15 yards and added eight receptions for 132 yards with a touchdown... Paved the way for the nation's second-leading rusher in Toby Gerhart (143.92 ypg)... All-Pac 10 honorable mention selection as a sophomore after leading the way for the nation's 19th-ranked rushing offense (199.58 ypg)... Also named All-Pac 10 honorable mention selection as a freshman... Graduated with a degree in biology.

PERSONAL

Native of Portland, Ore., where he attended Jesuit High School... Earned all-state first team honors as a linebacker and named Oregon's Defensive Player of the Year as a senior... Also earned an all-state second-team accolade as a running back as a senior... Helped Jesuit to back-to-back state championships in his final two seasons... Also competed in the shot-put and discus... National Football Foundation Scholar-Athlete Award Recipient... Finalist for the 2010 William V. Campbell Trophy (Academic Heisman)... Spent the summer prior to his senior season interning at Stanford University Hospital, working on a literature review about risk factors for infection in a total knee replacement.

BUSTER SKRINE



22
DEFENSIVE BACK

HEIGHT: 5-9 • WEIGHT: 185

COLLEGE: UT-Chattanooga

BIRTHDATE: April 26, 1989

HOW ACQUIRED: D5A - 2011

YEAR WITH BROWNS: R • YEAR IN NFL: R



CAREER TRANSACTIONS

Originally drafted by Cleveland in the fifth round (137th overall) of the 2011 NFL Draft.

COLLEGE

Appeared in 42 games at the University of Tennessee at Chattanooga (2007-10) with 30 starts... Totaled 155 career tackles and five interceptions, including a 46-yard return for a touchdown, which was the 11th longest return in school annals... Also returned 40 kickoffs for 891 yards (22.3 avg.)... Named to the All-Southern Conference first team as a junior and senior... Helped the team rank 13th nationally in pass defense (158.91 ypg) in 2009... Saw action on both sides of the ball as a true freshman, totaling two interceptions while adding 12 rushing yards on two carries and one reception for 10 yards... Also competed on the indoor track team in 2008, earning All-Southern Conference honors in the 4x100 meter relay... Majored in business management.

PERSONAL

Born Daryl Skrine but goes by the nickname Buster... Attended Etowah (Woodstock, Ga.) High School... Earned all-county and all-region honors and was named the Cherokee County Player of the Year as a senior... Also competed in track, winning the county championship in the triple jump and finishing second in the long jump.

JASON PINKSTON



62
OFFENSIVE LINE

HEIGHT: 6-4 • WEIGHT: 305

COLLEGE: Pittsburgh

BIRTHDATE: September 5, 1987

HOW ACQUIRED: D5B - 2011

YEAR WITH BROWNS: R • YEAR IN NFL: R



CAREER TRANSACTIONS

Originally drafted by Cleveland in the fifth round (150th overall) of the 2011 NFL Draft with a choice acquired from Minnesota in exchange for the Browns' two sixth (168th and 170th overall) round selections.

COLLEGE

Opened 41 games at the University of Pittsburgh (2006, 2008-10), including 26 consecutive starts at left tackle to close his career... Two-time first team All-Big East Conference selection... Blocked for a 1,000-yard back in each of his final three seasons... Granted a medical redshirt in 2007 following a shoulder injury after starting the first three contests at right tackle... Appeared in seven games as a true freshman... Majored in administration of justice.

PERSONAL

Attended Baldwin High School in Pittsburgh, Pa... First team all-state selection as a senior... Cousin, Todd, was a receiver with the Philadelphia Eagles from 2000-05.

ERIC HAGG



27
DEFENSIVE BACK

HEIGHT: 6-1 • WEIGHT: 205

COLLEGE: Nebraska

BIRTHDATE: September 15, 1989

HOW ACQUIRED: D7 - 2011

YEAR WITH BROWNS: R • YEAR IN NFL: R



CAREER TRANSACTIONS

Originally drafted by Cleveland in the seventh round (248th overall) of the 2011 NFL Draft with a compensatory pick.

COLLEGE

Opened 34 of his 49 career games at the University of Nebraska (2007-10)... Recorded 130 career tackles with six interceptions, four sacks, three forced fumbles and two fumble recoveries... Returned one career punt 95 yards for a touchdown against Texas in 2010, the longest return in school history... Started all 14 games as a senior and was a unanimous All-Big 12 Conference first-team choice... Recorded 49 tackles with one sack and a team-best five interceptions... Member of a secondary that ranked fifth in the nation in pass defense (153.64 ypg)... Majored in ethnic studies.

PERSONAL

Attended Ironwood High School in Peoria, Ariz... Played both wide receiver and in the secondary at Ironwood, recording 49 receptions for 920 yards with nine touchdowns on offense and 33 tackles and four interceptions on defense.

UNDRAFTED AND FIRST-YEAR FREE AGENTS

DOMINIC ALFORD



78
OFFENSIVE LINE

HEIGHT: 6-3 • WEIGHT: 320

COLLEGE: Minnesota

BIRTHDATE: February 22, 1988

HOW ACQUIRED: FA - 2011

YEAR WITH BROWNS: R → YEAR IN NFL: R



CAREER TRANSACTIONS

Originally signed by Cleveland as an undrafted free agent on July 30, 2011.

COLLEGE

Appeared in 42 games with 21 starts at the University of Minnesota (2007-10)... Saw action at both right and left guard... Majored in communications studies.

PERSONAL

Native of Cleveland, Ohio where he attended Shaker Heights High School... Served as team captain his senior season and helped lead his team to the Lake Erie League championship and state playoffs in both his junior and senior seasons... Also lettered in track, competing in the shot put and discus.

KYLE ANDERSON



63
DEFENSIVE LINE

HEIGHT: 6-3 • WEIGHT: 294

COLLEGE: Georgetown (Ky.)

BIRTHDATE: August 10, 1988

HOW ACQUIRED: FA - 2011

YEAR WITH BROWNS: R → YEAR IN NFL: R



CAREER TRANSACTIONS

Originally signed by Cleveland as an undrafted free agent on July 30, 2011.

COLLEGE

Played his first two years at Western Kentucky (2007-08) before transferring to The Citadel (2009) and finishing his collegiate career at Georgetown (Ky.) in 2010... Helped lead the Tigers to the Mid-South Conference East Division title in 2010, anchoring a defense that was second in the league in scoring defense... Totaled 32 tackles, two sacks and one interception in eight games as a senior en route to earning first team All-NAIA honors... Majored in sport management.

PERSONAL

Native of Minneapolis, Minn... Attended Bloomington Jefferson (Minn.) High School... As a senior, earned all-state and all-metro honors.

MODEL OF CONSISTENCY

Having been with the club since its return in 1999, kicker Phil Dawson is the longest tenured member of the Browns. Dawson enters his 13th season in a Browns uniform in 2011. Kicker/Offensive lineman Lou Groza (1950-59, 1961-67) holds the team record with 17 seasons with the Browns and linebacker Clay Matthews (1978-93) owns the record for most consecutive seasons with 16.


Also a sign of his consistency, Dawson's career field goal percentage of 83.2 stands ninth all-time in NFL history entering the 2011 season.

NFL CAREER FIELD GOAL PERCENTAGE

(min. 100 made)

Player	FG	FGA	PCT.
1. Nate Kaeding	173	200	86.5
2. Mike Vanderjagt	230	266	86.5
3. Shayne Graham	208	242	86.0
4. Rob Bironas	160	187	85.6
5. Robbie Gould	159	186	85.5
6. Stephen Gostkowski	113	134	84.3
7. Matt Stover	471	563	83.7
8. Ryan Longwell	339	406	83.5
9. Phil Dawson	252	303	83.2

BRANNDON BRAXTON



63

OFFENSIVE LINE

HEIGHT: 6-6 • WEIGHT: 312

COLLEGE: Oklahoma

BIRTHDATE: December 10, 1985

HOW ACQUIRED: FA - 2011

YEAR WITH BROWNS: 1ST • YEAR IN NFL: 1ST



CAREER TRANSACTIONS

Originally signed by Cleveland as an undrafted free agent on May 1, 2009... Waived by Cleveland on August 20, 2009... Signed by Cleveland on August 31, 2009... Waived by Cleveland on September 5, 2009... Signed by Cleveland to the practice squad on December 15, 2010... Signed by Cleveland on January 5, 2011.

SEASONAL REVIEWS

2010: Played with the Las Vegas Locomotives of the UFL before being signed to the Browns' practice squad for the final three weeks of the season.

2009: Played with the Las Vegas Locomotives of the UFL.

COLLEGE

Four-year member of the University of Oklahoma (2005-08) offensive line... Saw action in nine games as a senior including one start... Started seven contests at right tackle as a junior... Opened the first six games of his sophomore year at right tackle before sustaining a broken leg which ended his season... Saw action in 11 games, including three starts at right tackle, as a true freshman... Sociology major.

PERSONAL

Full name is Brannndon Marquise Braxton... Native of Youngstown, Ohio, where he attended Ursuline High School... First team all-state, All-Northeastern Ohio and All-Steel Valley his junior and senior seasons... Varsity letterman in basketball who led his conference in scoring... Also competed in the shot put and discus on the track and field team... Cousin of Samaki Walker, who played 10 seasons in the NBA... Lists Welcome Home, Roscoe Jenkins as favorite movie and T.I. as favorite recording artist... Married (Tiffany) and has a daughter (Bailey).

JARRETT BROWN



3

QUARTERBACK

HEIGHT: 6-3 • WEIGHT: 224

COLLEGE: West Virginia

BIRTHDATE: January 23, 1986

HOW ACQUIRED: FA - 2011

YEAR WITH BROWNS: 1ST • YEAR IN NFL: 1ST



CAREER TRANSACTIONS

Originally signed by San Francisco as an undrafted free agent on April 24, 2010... Waived by San Francisco on September 3, 2010... Signed by San

Francisco to the practice squad on September 5, 2010... Released by San Francisco on September 8, 2010... Signed by Cleveland on January 8, 2011.

SEASONAL REVIEWS

2010: Spent training camp with San Francisco and had a brief stint on the 49ers' practice squad.

COLLEGE

Four-year letterman at West Virginia University (2006-09)... Played in 38 games with 15 starts, completing 268 of 421 passes for 2,943 yards with 16 touchdowns... Also rushed for 1,138 yards on 234 carries with 13 rushing touchdowns... Second team All-Big East selection during his senior campaign when he hit on 187 of 296 passes (63.2%) for 2,144 yards with 11 touchdowns and nine interceptions... Rushed for a career-high 466 yards and six scores on 117 attempts that year... Majored in athletic coaching education.

PERSONAL

Hails from West Palm Beach Fla., where he attended Palm Beach Lakes High School... Earned all-state honors as a senior and was named the *South Florida Sun-Sentinel* Player of the Year, throwing for 1,800 yards with 18 touchdowns and rushing for 485 yards... Also lettered in basketball all four years and led the team to the Class 6-A state finals as a senior.

WATSON BREAKS LOOSE

By notching team-highs in receptions (68) and receiving yards (763) last season, Browns tight end Benjamin Watson joined Ozzie Newsome as the only tight ends in club history to lead the team in both receptions and receiving yards in the same season. Watson is also one of three (Newsome 1981-85, Milt Morin 1970, '73) tight ends in team history to lead the club in receiving yards in a season and one of three (Newsome 1981-85, Kellen Winslow 2006-07) tight ends to lead the team in receptions.

ANDRE CAROLL



61
DEFENSIVE LINE

HEIGHT: 6-3 • WEIGHT: 301

COLLEGE: Delaware State

BIRTHDATE: September 6, 1988

HOW ACQUIRED: FA - 2011

YEAR WITH BROWNS: R • YEAR IN NFL: R



CAREER TRANSACTIONS

Originally signed by Cleveland as an undrafted free agent on July 30, 2011.

COLLEGE

Started 28 of 32 career games at Delaware State University (2007-10)... Led the team in tackles as both a junior (56) and senior (88)... Started all 10 contests as a senior and notched 88 tackles and four sacks.

PERSONAL

Native of Neptune, N.J., where he attended Neptune High School... Recipient of the 2005 Vince Lombardi Award (top offensive lineman) during senior year of high school... Also competed in baseball.

L.J. CASTILE



85
WIDE RECEIVER

HEIGHT: 6-3 • WEIGHT: 223

COLLEGE: Delta State

BIRTHDATE: September 7, 1988

HOW ACQUIRED: FA - 2011

YEAR WITH BROWNS: 1ST • YEAR IN NFL: 1ST



CAREER TRANSACTIONS

Originally signed by Cleveland as an undrafted free agent on July 30, 2011.

SEASONAL REVIEWS

AFL: Spent four games with the New Orleans Voodoo in 2011... Tallied four receptions for 27 yards with two touchdowns.

COLLEGE

Played one season at Delta State University (2010) after transferring from the University of Houston (2007-09)... Tallied 60 receptions for 854 yards with 16 touchdowns while at Houston... Posted 67 receptions for 900 yards with 13 touchdowns during senior season at Delta State.

PERSONAL

Native of LaMarque, Texas where he attended LaMarque High School... Full name is Le'Nard Damon Castile, Jr... Also lettered in basketball.

TYLER CLUTTS



44
RUNNING BACK

HEIGHT: 6-2 • WEIGHT: 260

COLLEGE: Fresno State

BIRTHDATE: November 9, 1984

HOW ACQUIRED: FA - 2011

YEAR WITH BROWNS: 1ST • YEAR IN NFL: 1ST



SEASONAL REVIEWS

2010: Spent two weeks on the Browns' practice squad after playing with the Sacramento Mountain Lions of the UFL and the Utah Blaze of the Arena Football League.

2008-09: Played with the Edmonton Eskimos of the Canadian Football League.

COLLEGE

Four-year letterman as a defensive end at Fresno State University (2004-07) where he played in 50 games... Totaled 172 tackles and 23.5 career sacks... Was a first-team All-Western Athletic Conference selection as a senior and a second-team choice as a junior... Totaled 21.5 sacks over his final three years, including a career-best 7.5 as a senior.

PERSONAL

Attended Clovis (Calif.) High School where he played quarterback and defensive end... Guided the Cougars to an 11-2 record and the Yosemite Division Large School championship... Threw for 2,383 yards and 19 touchdowns and ran for 16 more scores... Also was the top-ranked wrestler in California at 215 pounds.

CAREER TRANSACTIONS

Originally signed by Cleveland to the practice squad on December 21, 2010... Signed by Cleveland on January 6, 2011.

JAMES DOCKERY



34
DEFENSIVE BACK

HEIGHT: 6-1 • WEIGHT: 185

COLLEGE: Oregon State

BIRTHDATE: November 9, 1988

HOW ACQUIRED: FA - 2011

YEAR WITH BROWNS: R • YEAR IN NFL: R



CAREER TRANSACTIONS

Originally signed by Cleveland as an undrafted free agent on July 30, 2011.

COLLEGE

Tallied 106 career tackles and six interceptions while at Oregon State University (2007, 2009-10)... Recorded a team-leading four interceptions as a senior en route to earning Pac-10 Conference honorable mention... Majored in business administration.

PERSONAL

Native of La Quinta, Calif., where he attended Palm Desert High School... Also lettered in basketball... Set the single-season (10) and career (17) interceptions record at Palm Desert.

ARCHIE DONALD



50
LINEBACKER

HEIGHT: 6-2 • WEIGHT: 244

COLLEGE: Toledo

BIRTHDATE: April 11, 1988

HOW ACQUIRED: FA - 2011

YEAR WITH BROWNS: R • YEAR IN NFL: R



CAREER TRANSACTIONS

Originally signed by Cleveland as an undrafted free agent on August 3, 2011.

COLLEGE

A four-year letterman at the University of Toledo (2006, 2008-10), where he appeared in 49 games with 43 starts... Led the Rockets in tackles in each of his final three seasons... During his collegiate career, recorded five sacks, five interceptions and 424 tackles, which ranked sixth all-time in school history.

PERSONAL

Native of Pittsburgh, Pa., where he attended Penn Hills High School.

AUSTON ENGLISH



49
DEFENSIVE LINE

HEIGHT: 6-3 • WEIGHT: 250

COLLEGE: Oklahoma

BIRTHDATE: March 10, 1987

HOW ACQUIRED: FA - 2011

YEAR WITH BROWNS: 1ST • YEAR IN NFL: 1ST



2010... Waived by Cleveland on June 17, 2010... Signed by Cleveland on January 19, 2011.

SEASONAL REVIEWS

2010: Played with the Hartford Colonials of the UFL.

COLLEGE

Four-year letterman at the University of Oklahoma (2005, 2007-09), who appeared in 33 games with 28 starts... Totaled 92 tackles, 18 sacks, a fumble recovery and a forced fumble in his career... Posted career-high figures of 36 tackles and 9.5 sacks as a sophomore in 2007, when he was a first-team All-Big 12 selection... Earned a degree in organizational studies.

PERSONAL

Attended Canadian (Texas) High School where he played both running back and defensive end... Amassed 1,285 rushing yards and scored 18 touchdowns during his senior year, while registering 81 tackles and 11 sacks... Enjoys playing the guitar.

CAREER TRANSACTIONS

Originally signed by Cleveland as an undrafted free agent on April 30,

JABARI FLETCHER



72
DEFENSIVE LINE

HEIGHT: 6-3 • WEIGHT: 258

COLLEGE: Appalachian State

BIRTHDATE: June 23, 1989

HOW ACQUIRED: FA - 2011

YEAR WITH BROWNS: R • YEAR IN NFL: R



CAREER TRANSACTIONS

Originally signed by Cleveland as an undrafted free agent on July 30, 2011.

COLLEGE

Started 41 of 51 career games at Appalachian State University (2007-10)... Notched 22 career sacks, which tied for the fifth-most in school history... Totaled 60 tackles, nine sacks and one interception in 13 games as a senior.

PERSONAL

Native of Atlanta, Ga., where he attended Grady High School... Earned all-conference and all-city accolades... Began playing football as a sophomore... Cousin, Nick Ferguson, was a defensive back for the New York Jets (2000-02), Denver Broncos (2003-07) and Houston Texans (2008-09)... Instrumental in organizing activities for the Special Olympics.

CALTON FORD



70
OFFENSIVE LINE

HEIGHT: 6-4 • WEIGHT: 319

COLLEGE: Norfolk State

BIRTHDATE: April 11, 1988

HOW ACQUIRED: FA - 2011

YEAR WITH BROWNS: R • YEAR IN NFL: R



CAREER TRANSACTIONS

Originally signed by Cleveland as an undrafted free agent on July 30, 2011.

COLLEGE

Four year starter at Norfolk State University (2007-10), who started 43 of 45 career games... Saw action at right tackle in 37 games and eight at left guard... Majored in building construction technology.

PERSONAL

Native of Chesapeake, Va., where he attended Indian River High School... Also lettered in wrestling and track.

EVAN FROSCH



47
TIGHT END

HEIGHT: 6-3 • WEIGHT: 264

COLLEGE: TCU

BIRTHDATE: March 11, 1988

HOW ACQUIRED: FA - 2011

YEAR WITH BROWNS: R • YEAR IN NFL: R



CAREER TRANSACTIONS

Originally signed by Cleveland as an undrafted free agent on July 30, 2011.

COLLEGE

An All-Mountain West conference performer at TCU (2007-10) as a junior and senior... Hauled in 20 career receptions for 177 yards with two touchdowns... Majored in business.

PERSONAL

Native of Midland, Texas... Attended Robert E. Lee (Texas) High School.

CARL GETTIS



26
DEFENSIVE BACK

HEIGHT: 5-11 • WEIGHT: 199

COLLEGE: Missouri

BIRTHDATE: December 20, 1988

HOW ACQUIRED: FA - 2011

YEAR WITH BROWNS: R • YEAR IN NFL: R



CAREER TRANSACTIONS

Originally signed by Cleveland as an undrafted free agent on July 30, 2011.

COLLEGE

Appeared in 54 games with 50 starts at the University of Missouri (2007-10)... Totaled 236 career tackles and four interceptions... As a senior, registered 48 tackles, two interceptions and two fumble recoveries, while starting all 13 games... Majored in business finance.

PERSONAL

Native of O'Fallon, Mo., where he attended Fort Zumwalt West High School... Accumulated more than 2,000 all-purpose yards from the line of scrimmage his senior year... Also lettered in basketball.

ERIC GORDON



57
LINEBACKER

HEIGHT: 6-0 • WEIGHT: 232

COLLEGE: Michigan State

BIRTHDATE: August 22, 1987

HOW ACQUIRED: FA - 2011

YEAR WITH BROWNS: R • YEAR IN NFL: R



CAREER TRANSACTIONS

Originally signed by Jacksonville as an undrafted free agent on July 26, 2011... Waived by Jacksonville on August 1, 2011... Signed by Cleveland on August 3, 2011.

COLLEGE

A four-year letterman at Michigan State University (2007-10) who started 49 of the 51 contests in which he appeared, including 40 consecutive starts... His 49 career starts were the most by any player in Michigan State history... Finished his collegiate career with 331 tackles, 9.5 sacks, 11 passes defended, three forced fumbles, two interceptions, one fumble recovery and one blocked kick... Majored in interdisciplinary studies in social science – human resources.

PERSONAL

Native of Traverse City, Mich., where he attended Traverse City West High School... His grandfather, Don Dohoney played for Michigan State (1951-53) and earned All-America honors in 1953.

DARIAN HAGAN



47
DEFENSIVE BACK

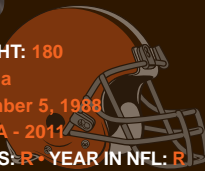
HEIGHT: 6-0 • WEIGHT: 180

COLLEGE: California

BIRTHDATE: November 5, 1988

HOW ACQUIRED: FA - 2011

YEAR WITH BROWNS: R • YEAR IN NFL: R



CAREER TRANSACTIONS

Originally signed by Cleveland as an undrafted free agent on July 30, 2011.

COLLEGE

Played in 38 games with 26 starts at the University of California (2007-10)... Collected 124 career tackles, two sacks, four interceptions, a forced fumble and two fumble recoveries including one that he returned 82 yards for a touchdown against Colorado in 2010... Earned honorable mention All-Pac-10 honors as a senior... Majored in social welfare.

PERSONAL

Native of Los Angeles, Calif., where he attended Crenshaw High School... As a senior, led Crenshaw to its first city championship... Set a California record with 25 career interceptions... Father, Darian Hagan Sr., is an assistant coach at the University of Colorado and also quarterbacked the Buffaloes (1998-1991), leading the school to its first national championship in 1990.

BENJAMIN JACOBS



54

LINEBACKER

HEIGHT: 6-4 • WEIGHT: 243

COLLEGE: Fresno State

BIRTHDATE: April 12, 1988

HOW ACQUIRED: FA - 2011

YEAR WITH BROWNS: R • YEAR IN NFL: R



CAREER TRANSACTIONS

Originally signed by Cleveland as an undrafted free agent on July 30, 2011.

COLLEGE

Totaled 387 career tackles with four sacks and one interception at Fresno State University (2007-10)... Tied an NCAA record with three forced fumbles in one game in 2009... A first team All-WAC honoree as a senior.

PERSONAL

Native of Las Vegas, Nevada where he attended Silverado High School... Won the Nevada state title in the discus as a senior... Also a standout wrestler, placing second in the state as a junior.

CHRIS MATTHEWS



17

WIDE RECEIVER

HEIGHT: 6-5 • WEIGHT: 218

COLLEGE: Kentucky

BIRTHDATE: October 6, 1989

HOW ACQUIRED: FA - 2011

YEAR WITH BROWNS: R • YEAR IN NFL: R



CAREER TRANSACTIONS

Originally signed by Cleveland as an undrafted free agent on July 30, 2011.

COLLEGE

Spent two years at the University of Kentucky (2009-10) after transferring from Los Angeles Harbor Junior College (2007-08)... Totaled 93 receptions for 1,279 yards while at Kentucky... Hauled in a team-best nine receiving touchdowns in 2010... Majored in community communications and leadership development.

PERSONAL

Native of Los Angeles, Calif., where he attended Dorsey High School... Father, Darell, played football at Lane University and mother, Michelle, played basketball at Texas Christian University... Cousin of the late Reggie White.

RICHMOND MCGEE



8

PUNTER

HEIGHT: 6-4 • WEIGHT: 203

COLLEGE: Texas

BIRTHDATE: April 25, 1983

HOW ACQUIRED: FA - 2011

YEAR WITH BROWNS: 1ST • YEAR IN NFL: 1ST



on July 31, 2009... Waived by Chicago on August 31, 2009... Signed by Chicago on December 28, 2009... Waived by Chicago on August 4, 2010... Signed by Chicago to the Bears' practice squad on October 26, 2010... Released from the Bears practice squad on November 2, 2010... Signed by Chicago on February 18, 2011... Waived by Chicago on August 1, 2011... Signed by Cleveland on August 3, 2011.

COLLEGE

A four-year letterman at the University of Texas (2002-05), who posted 130 punts for an average of 39.6 yards per punt... Also handled kickoff duties as 96 of his 265 (36%) kickoffs were touchbacks... As a senior, averaged 37.9 yards per punt with 11 downed inside the 20... Earned a degree in sports management with a minor in business.

PERSONAL

Native of Garland, Texas where he attended Garland High School... As a junior, helped lead Garland to the state championship.

CAREER TRANSACTIONS

Originally signed by Philadelphia as an undrafted free agent on April 16, 2008... Waived by Philadelphia on August 26, 2008... Signed by Chicago

PAT MURRAY



75
OFFENSIVE LINE

HEIGHT: 6-3 • WEIGHT: 316
COLLEGE: Truman State
BIRTHDATE: October 31, 1984
HOW ACQUIRED: FA - 2009
YEAR WITH BROWNS: 3RD • YEAR IN NFL: 4TH



CAREER TRANSACTIONS

Originally signed by Green Bay as an undrafted free agent on May 4, 2007... Waived by Green Bay on August 24, 2007... Signed by Seattle on January 9, 2008... Waived by Seattle on August 30, 2008... Signed by Seattle to the practice squad on September 1, 2008... Signed by Denver to the active roster on December 9, 2008... Waived by Denver on August 17, 2009... Signed by Cleveland on August 20, 2009... Waived by Cleveland on September 4, 2009... Signed by Cleveland to the practice

squad on September 4, 2009... Signed by Cleveland on January 6, 2010... Waived by the Browns on September 4, 2010... Signed to Cleveland's practice squad on September 5, 2010... Signed by Cleveland on January 6, 2011.

SEASONAL REVIEWS

2010: Spent the entire season on the Browns' practice squad.

2009: Spent the entire season on the Browns' practice squad.

2008: Spent the first 14 weeks of the year on Seattle's practice squad before being signed to Denver's active roster on December 9... Was inactive for all three games with the Broncos.

2007: Was out of the league after being waived by Green Bay in training camp.

COLLEGE

A three-year starter at Truman State (Kirksville, Mo.) University (2003-06) who saw action in 41 games with 32 starts... First-team All-Mid-America Intercollegiate Athletics Association selection following junior and senior seasons... Earned second-team All-MIAA honors as a sophomore... Majored in criminal justice.

PERSONAL

Born Patrick James Murray in Pocahontas, Iowa... Attended Pocahontas (Iowa) High School, where he lettered in football, basketball, track and golf.

JUAN NUNEZ



83
WIDE RECEIVER

HEIGHT: 6-1 • WEIGHT: 183
COLLEGE: Western Michigan
BIRTHDATE: April 27, 1988
HOW ACQUIRED: FA - 2011
YEAR WITH BROWNS: R • YEAR IN NFL: R



CAREER TRANSACTIONS

Originally signed by Cleveland as an undrafted free agent on July 30, 2011.

COLLEGE

Started 25 of 37 career games at Western Michigan University (2007-10)... Totaled 190 career receptions for 2,337 yards with 24 touchdowns... Earned first team All-MAC honors as a senior after recording 91 receptions for 1,032 yards with 10 touchdowns... Majored in sport management.

PERSONAL

Native of Miami, Fla., where he attended Miami Carol City High School... Helped his team win the state title in 2005... Set a high school record for most points scored in a junior varsity football game (60)... Also lettered in track.

QUINN PORTER



39

RUNNING BACK

HEIGHT: 6-0 • WEIGHT: 205

COLLEGE: Stillman

BIRTHDATE: February 2, 1986

HOW ACQUIRED: FA - 2010

YEAR WITH BROWNS: 1ST • YEAR IN NFL: 1ST



CAREER TRANSACTIONS

Originally signed by Green Bay as an undrafted free agent on April 30, 2010... Waived by Green Bay on September 6, 2010... Signed by Wash-

ington to the practice squad on October 7, 2010... Released by Washington on October 26, 2010... Signed by Cleveland to the practice squad on November 23, 2010... Signed by Cleveland on January 5, 2011.

SEASON REVIEWS

2010: Spent three weeks on the Redskins' practice squad and six weeks on the Browns' practice squad.

COLLEGE

Four-year letterman at Stillman (Tuscaloosa, Ala.) College (2006-09)... Saw action in 37 contests, rushing for 2,788 yards and 24 touchdowns on 511 carries... Added 68 receptions for 887 yards with 12 touchdowns... Totaled a career-high 1,247 yards rushing as a senior, when he also scored 11 combined touchdowns, including nine rushing... Earned first-team All-Southern Intercollegiate Athletic Conference honors and All-America honorable mention honors from D2Football.com... Also ran track and was a member of the school's 4x100 relay team that qualified for the Division II nationals in back-to-back years... Earned degree in physical education.

PERSONAL

Born Quinn Purnell Porter in Quartz Hill, Calif.. Attended Quartz Hill (Calif.) High School and was the team's offensive player of the year and MVP his senior year... Established the QP Foundation, which mentors underprivileged youth.

JARROD SHAW



74

OFFENSIVE LINE

HEIGHT: 6-3 • WEIGHT: 316

COLLEGE: Tennessee

BIRTHDATE: January 7, 1988

HOW ACQUIRED: FA - 2011

YEAR WITH BROWNS: R • YEAR IN NFL: R



CAREER TRANSACTIONS

Originally signed by Cleveland as an undrafted free agent on July 30, 2011.


COLLEGE

Started 16 of 23 career games at the University of Tennessee (2007-10)... Opened games at both guard spots and left tackle... Started all 13 games as a senior with eight at right guard and five at left guard.

PERSONAL

Native of Lafayette, La., where he attended Northside High School... Helped his team to the state final as a senior... Also played basketball.

ARMOND SMITH



35

RUNNING BACK

HEIGHT: 5-9 • WEIGHT: 194

COLLEGE: Union College

BIRTHDATE: May 7, 1986

HOW ACQUIRED: FA - 2011

YEAR WITH BROWNS: R • YEAR IN NFL: R



CAREER TRANSACTIONS

Originally signed by Cleveland as an undrafted free agent on July 30, 2011.

COLLEGE

Attended both Hutchinson (Kansas) Community College and Shorter (Little Rock, Ark.) College before transferring to Union (Ky.) College (2009-10)... Named the 2010 Mid-South Conference West Offensive Player of the Year after averaging 125.1 rushing yards per game... Set numerous school records, including rushing yards in a game (312), rushing yards in a season (1,376), rushing touchdowns in a game (five) and rushing touchdowns in a season (16).

PERSONAL

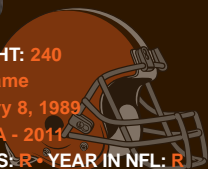
Native of Stone Mountain, Ga., where he attended Redan High School... Also a member of the track and field team... Is the second NFL-signee out of Union College.

BRIAN SMITH



53

LINEBACKER



HEIGHT: 6-3 • WEIGHT: 240

COLLEGE: Notre Dame

BIRTHDATE: January 8, 1989

HOW ACQUIRED: FA - 2011

YEAR WITH BROWNS: R • YEAR IN NFL: R

CAREER TRANSACTIONS

Originally signed by Cleveland as an undrafted free agent on July 30, 2011.

COLLEGE

Started 29 of 47 career games at the University of Notre Dame (2007-10)... Totaled 199 career tackles, five sacks, four interceptions and three forced fumbles... Appeared in all 13 games as a senior, tallying 49 tackles, one sack, one forced fumble and one interception... Majored in anthropology.

PERSONAL

Native of Overland Park, Kansas, where he attended St. Thomas Aquinas High School... Father, Chris, played fullback at Notre Dame (1982-85).

SIDNEY TARVER



42

LINEBACKER



HEIGHT: 6-3 • WEIGHT: 236

COLLEGE: Tennessee State

BIRTHDATE: June 2, 1988

HOW ACQUIRED: FA - 2011

YEAR WITH BROWNS: R • YEAR IN NFL: R

CAREER TRANSACTIONS

Originally signed by Cleveland as an undrafted free agent on July 30, 2011.

COLLEGE

Started 30 of 40 games at Tennessee State University (2007-10)... Registered 144 career tackles, 4.5 sacks and two interceptions, including one he returned 89 yards for a touchdown in 2009... As a senior, started all 13 games and totaled 62 tackles and 3.5 sacks... Majored in business.

PERSONAL

Native of Chattanooga, Tenn., where he attended Baylor High School... Named all-state during senior and junior year.

TROY WEATHERHEAD



9

QUARTERBACK



HEIGHT: 6-2 • WEIGHT: 218

COLLEGE: Hillsdale

BIRTHDATE: October 2, 1987

HOW ACQUIRED: FA - 2011

YEAR WITH BROWNS: 1ST • YEAR IN NFL: 1ST

CAREER TRANSACTIONS

Originally signed by Cleveland as an undrafted free agent on July 30, 2011.

SEASON REVIEWS

AFL: Spent four weeks on the Cleveland Gladiators' roster in 2011... Appeared in one game and completed 10 of 14 passes for 178 yards with four touchdowns.

COLLEGE

Finished his collegiate career (2007-10) as Hillsdale's all-time leader in passing yards (9,544), touchdown passes (67) and completions (812)... Named the 2010 GLIAC Player of the Year after setting an NCAA all-division record with a 76.9 completion percentage... Also totaled 3,215 passing yards with 26 touchdowns.

PERSONAL

Native of Grand Rapids, Mich., where he attended Comstock Park High School... Set multiple school passing records... Named first team all-state as a senior.

ROD WINDSOR



13
WIDE RECEIVER

HEIGHT: 6-1 • WEIGHT: 215

COLLEGE: Western New Mexico

BIRTHDATE: April 24, 1985

HOW ACQUIRED: FA - 2011

YEAR WITH BROWNS: 1ST • YEAR IN NFL: 1ST



CAREER TRANSACTIONS

Originally signed by Cleveland to the practice squad on November 30, 2010... Released by Cleveland on December 7, 2010... Signed by Buffalo to the practice squad on December 28, 2010... Signed by Cleveland on January 19, 2011.

SEASONAL REVIEWS

AFL: Played with the Arizona Rattlers of the Arena Football League in

2011... Helped Arizona to a league-best 16-2 record, while he ranked among the league leaders in receptions (3rd-156), receiving yards (5th-1,830) and touchdowns (7th-36).

2010: Spent one week on the Browns' practice squad and one week on the Bills' practice squad... Also played with the Sacramento Mountain Lions of the UFL and with the Arizona Rattlers of the Arena Football League in 2010... Named the AFL's Rookie of the Year after recording 193 catches for 2,372 yards and 47 touchdowns... Added seven rushing scores.

2009: Played with the Rio Grande Valley Dorados of the arenafootball2 league in 2009, earning Offensive Player of the Year and Rookie of the Year awards... Registered 184 receptions for 2,364 yards and 59 touchdowns.

COLLEGE

Attended Western New Mexico University (2006-07) and totaled 81 receptions for 1,118 yards, six touchdowns as a senior... Played quarterback until his senior season... Led the team in both passing (1,361) and rushing (886) yards in 2006... Began collegiate career at Garden City (Kansas) Community College.

PERSONAL

Native of Bessemer, Ala... Attended Jess Lanier (Bessemer, Ala.) High School.

JEFF WOLFERT



7
KICKER

HEIGHT: 6-2 • WEIGHT: 185

COLLEGE: Missouri

BIRTHDATE: October 22, 1985

HOW ACQUIRED: FA - 2011

YEAR WITH BROWNS: 1ST • YEAR IN NFL: 1ST



CAREER TRANSACTIONS

Originally signed by Cleveland as an undrafted free agent on July 30, 2011.

SEASONAL REVIEWS

2010: Spent 2010 with the Omaha Nighthawks of the UFL and converted on 9 of 10 field goal attempts.

COLLEGE

A former walk-on at the University of Missouri (2006-08) who went on to set the school's single-season and career scoring records... Connected on all 185 career PATs and 59 of 70 (.843) field goals... Majored in plant science.

PERSONAL

Native of Overland Park, Kansas, where he attended Blue Valley West High School... Qualified for the state meet all four years in diving... Also lettered in soccer.

BROWNS BACKERS WORLDWIDE

The Browns Backers Worldwide (BBW) is the official fan club of the Cleveland Browns and is one of the largest organized fan clubs in professional sports. There are more than 95,000 official members in 67 different countries. There are currently 358 Browns Backers Worldwide clubs in different 10 countries. 153 of these clubs are in Ohio, 185 are located out of state and 20 clubs are international.

Browns Backers members receive numerous benefits, including discounts to the team shop and special invitations to BBW exclusive events such as "Backer Bashes" held prior to all home games. On game days, all Backers can stop by the Browns Backers booth located behind Section 136 to receive a free gift. Membership is free and available at ClevelandBrowns.com.

ALPHABETICAL ROSTER

NO	NAME	POS	HT	WT	DOB	*AGE	EXP	COLLEGE	HOMETOWN	HOW ACO
20	Adams, Mike	DB	5-11	200	3/24/81	30	8	Delaware	Paterson, N.J.	UFA (S.F.) - '07
78	Alford, Dominic	OL	6-3	320	2/22/88	23	R	Minnesota	Cleveland, Ohio	FA - '11
63	Anderson, Kyle	DL	6-3	294	8/10/88	23	R	Georgetown (Ky.)	Minneapolis, Minn.	FA - '11
58	Benard, Marcus	DL	6-2	256	7/26/85	26	3	Jackson State	Adrian, Mich.	FA - '09
63	Braxton, Brannndon	OL	6-6	315	12/10/85	25	1	Oklahoma	Youngstown, Ohio	FA - '10
3	Brown, Jarrett	QB	6-3	225	9/21/87	23	1	West Virginia	Palm Beach, Fla.	FA - '11
24	Brown, Sheldon	DB	5-10	200	3/19/79	32	10	South Carolina	Fort Lawn, S.C.	Tr. (Phi.) - '10
59	Brown, Titus	LB	6-3	250	3/27/86	25	2	Mississippi State	Tuscaloosa, Ala.	FA - '10
84	Cameron, Jordan	TE	6-5	245	8/8/88	23	R	Southern California	Newbury Park, Calif.	D4a - '11
61	Caroll, Andre	DL	6-1	301	9/6/88	23	R	Delaware State	Neptune, N.J.	FA - '11
85	Castille, L.J.	WR	6-3	223	9/7/88	23	1	Delta State	La Marque, Texas	FA - '11
44	Clutts, Tyler	FB	6-2	260	11/9/84	26	1	Fresno State	Clovis, Calif.	FA - '10
16	Cribbs, Joshua	WR	6-1	215	6/9/83	28	7	Kent State	Washington, D.C.	FA - '05
4	Dawson, Phil	K	5-11	200	1/23/75	36	13	Texas	Dallas, Texas	FA - '99
24	Dockery, James	DB	6-1	185	11/9/88	22	R	Oregon State	La Quinta, Calif.	FA - '11
50	Donald, Archie	LB	6-2	244	4/11/88	23	R	Toledo	Pittsburgh, Pa.	FA - '11
49	English, Auston	DL	6-3	250	3/10/87	24	1	Oklahoma	Canadian, Texas	FA - '11
72	Flecher, Jabari	DL	6-3	258	6/23/89	22	R	Appalachian State	Allanta, Ga.	FA - '11
70	Ford, Calton	OL	6-4	319	4/11/88	23	R	Norfolk State	Chesapeake, Va.	FA - '11
36	Francies, Coye	DB	6-0	185	11/15/86	24	2	San Jose State	Sacramento, Calif.	D6b - '09
47	Frosch, Evan	TE	6-3	264	3/11/88	23	R	TCU	Midland, Texas	FA - '11
99	Fujita, Scott	LB	6-5	250	4/28/79	32	10	California	Ventura, Calif.	UFA (N.O.) - '10
26	Gettis, Carl	DB	5-11	199	12/20/88	22	R	Missouri	O'Fallon, Mo.	FA - '11
51	Gocong, Chris	LB	6-2	263	11/16/83	27	6	Cal Poly SLO	Santa Barbara, Calif.	Tr. (Phi.) - '10
57	Gordon, Eric	LB	6-0	232	8/22/87	23	R	Michigan State	Traverse City, Mich.	FA - '11
77	Greco, John	OL	6-4	315	3/24/85	26	4	Toledo	Youngstown, Ohio	Tr. (St. L.) - '11
23	Haden, Joe	DB	5-11	190	4/14/89	22	2	Florida	Fort Washington, Md.	D1 - '10
47	Hagan, Darian	DB	6-0	180	11/5/88	22	R	California	Los Angeles, Calif.	FA - '11
27	Hagg, Eric	DB	6-1	205	9/15/89	21	R	Nebraska	Peoria, Ariz.	D7 - '11
86	Haggerty, Johnathan	WR	6-1	195	2/5/88	23	2	SW Oklahoma St.	Dallas, Texas	FA - '10
31	Hardesty, Montario	RB	6-0	225	2/11/87	24	2	Tennessee	New Bern, N.C.	D2b - '10
40	Hillis, Peyton	RB	6-2	250	1/21/86	25	4	Arkansas	Conway, Ark.	Tr. (Dem.) - '10
94	Ivey, Travis	DL	6-4	325	12/22/86	24	1	Maryland	Upper Marlboro, Md.	W. (M.A.) - '10
29	Jackson, Brandon	RB	5-10	216	10/2/85	25	5	Nebraska	Horn Lake, Miss.	UFA (G.B.) - '11
52	Jackson, D'Quell	LB	6-0	240	9/26/83	27	6	Maryland	Largo, Fla.	D2 - '06
54	Jacobs, Benjamin	LB	6-4	243	4/17/88	23	R	Fresno State	Las Vegas, Nev.	FA - '11
66	Lauvao, Shawn	OL	6-3	315	10/26/87	23	2	Arizona State	Honolulu, Hawaii	D3b - '10
15	Little, Greg	WR	6-2	220	5/30/89	22	R	North Carolina	Durham, N.C.	D2b - '11
55	Mack, Alex	OL	6-4	311	11/19/85	25	3	California	Santa Barbara, Calif.	D1 - '09
56	Maiva, Kaluka	LB	6-0	229	12/27/86	24	3	Southern California	Wailuku, Hawaii	D4 - '09
48	Marecic, Owen	FB	6-0	245	10/4/88	22	R	Stanford	Portland, Ore.	D4b - '11
11	Massaquoi, Mohamed	WR	6-2	207	11/24/86	24	3	Georgia	Charlotte, N.C.	D2b - '09
17	Matthews, Chris	WR	6-5	218	10/6/89	21	R	Kentucky	Los Angeles, Calif.	FA - '11
12	McCoy, Colt	QB	6-1	215	9/5/86	25	2	Texas	Tuscola, Texas	D3a - '10
8	McGee, Richmond	P	6-4	203	4/25/83	28	1	Texas	Garland, Texas	FA - '11
8	Mitchell, Carlton	WR	6-3	215	4/6/88	23	2	South Florida	Gainesville, Fla.	D6a - '10
92	Mitchell, Jayme	DL	6-6	285	3/15/84	27	6	Mississippi	Jackson, Miss.	Tr. (Min.) - '10
89	Moore, Evan	TE	6-6	250	1/3/85	26	3	Stanford	Brea, Calif.	FA - '09
75	Murray, Pat	OL	6-3	316	10/31/84	26	1	Truman State	Fort Dodge, Iowa	FA - '09
10	Norwood, Jordan	WR	5-11	180	9/29/86	24	1	Penn State	State College, Pa.	FA - '10
83	Nunez, Juan	WR	6-1	183	4/27/88	23	R	Western Michigan	Miami, Fla.	FA - '11
95	Octavien, Steve	LB	6-0	255	11/25/84	26	2	Nebraska	Naples, Fla.	FA - '10
29	Pashos, Tony	OL	6-6	325	8/3/80	31	9	Illinois	Palos Heights, Ill.	UFA (S.F.) - '10
21	Patterson, Dimitri	DB	5-10	200	6/18/83	28	5	Tuskegee	Olando, Fla.	UFA (Phi.) - '11
69	Paxson, Scott	DL	6-4	290	2/3/83	28	2	Penn State	Philadelphia, Pa.	FA - '11
62	Pinkston, Jason	OL	6-4	305	9/5/87	24	R	Pittsburgh	Pittsburgh, Pa.	D5b - '11
64	Pontbriand, Ryan	LS	6-2	255	10/1/79	31	9	Rice	Houston, Texas	D5a - '03
39	Porter, Quinn	RB	6-0	205	2/2/86	25	1	Stillman	Quartz Hill, Calif.	FA - '10
74	Quaye, Ko	DL	6-1	305	5/11/87	24	1	South Dakota	Brooklyn Park, Minn.	FA - '10
67	Robinson, Derreck	DL	6-4	295	3/3/82	29	5	Iowa	Minneapolis, Minn.	FA - '09
38	Robinson, Ramzee	DB	5-10	190	2/20/84	27	4	Alabama	Huntsville, Ala.	FA - '11
80	Robiskie, Brian	WR	6-3	209	12/3/87	23	3	Ohio State	Cleveland, Ohio	D2a - '09
71	Rubin, Ahtyba	DL	6-2	330	7/25/86	25	4	Iowa State	Pensacola, Fla.	D6a - '08
70	Sanford, Brian	DL	6-2	280	9/12/87	23	2	Temple	Harford, Conn.	FA - '10
91	Schaefering, Brian	DL	6-4	295	8/20/83	27	2	Lindenwood	St. Louis, Mo.	FA - '09
74	Shaw, Jarrod	OL	6-3	316	1/7/88	23	R	Tennessee	Lafayette, La.	FA - '11
90	Sheard, Jabaal	DL	6-2	255	5/10/89	22	R	Pittsburgh	Hollywood, Hills, Fla.	D2a - '11
22	Skirne, Buster	DB	5-9	185	4/26/89	22	R	Chattanooga	Woodstock, Ga.	D5a - '11
81	Smith, Alex	TE	6-4	258	5/22/82	29	7	Stanford	Denver, Colo.	FA - '10
35	Smith, Armond	RB	5-9	194	5/7/86	25	R	Union College	Stone Mountain, Ga.	FA - '11
53	Smith, Brian	LB	6-3	240	1/8/89	22	R	Notre Dame	Overland Park, Kan.	FA - '11
25	Smith, DeAngelo	DB	5-11	200	7/17/86	25	2	Cincinnati	Columbus, Ohio	FA - '10
65	Steinbach, Eric	OL	6-6	295	4/4/80	31	9	Iowa	Lockport, Ill.	UFA (Cin.) - '07
42	Tarver, Sidney	LB	6-3	236	6/2/89	22	R	Tennessee State	Chattanooga, Tenn.	FA - '11
98	Taylor, Phil	DL	6-3	335	4/7/88	23	R	Baylor	Clinton, Md.	D1 - '11
73	Thomas, Joe	OL	6-6	312	12/4/84	26	5	Wisconsin	Brookfield, Wis.	D1a - '07
72	Trautwein, Phil	OL	6-6	310	4/15/86	25	2	Florida	Voorhees, N.J.	FA - '10
60	Vallos, Steve	OL	6-3	310	12/28/83	27	5	Wake Forest	Boardman, Ohio	W. (Sea.) - '10
41	Ventrone, Ray	DB	5-10	200	10/21/82	28	6	Villanova	Pittsburgh, Pa.	FA - '09
6	Wallace, Seneca	QB	5-11	205	8/6/80	31	9	Iowa State	Sacramento, Calif.	Tr. (Sea.) - '10
43	Ward, T.J.	DB	5-10	200	12/12/86	24	2	Oregon	San Francisco, Calif.	D2a - '10
82	Watson, Benjamin	TE	6-3	255	12/18/80	30	8	Georgia	Rock Hill, S.C.	UFA (N.E.) - '10
9	Weatherhead, Troy	QB	6-2	218	10/2/87	23	1	Hillsdale	Grand Rapids, Mich.	FA - '11
88	Williams, Demetrius	WR	6-2	202	3/28/83	28	6	Oregon	Concord, Calif.	FA - '10
13	Windsor, Rod	WR	6-2	205	4/24/85	26	1	Western New Mexico	Bessmer, Ala.	FA - '11
7	Wolfert, Jeff	K	6-2	185	10/22/85	25	1	Missouri	Overland Park, Kan.	FA - '11
68	Watts, Billy	OL	6-2	305	4/15/80	31	8	Texas A&M	Fort Worth, Texas	FA - '10
28	Young, Usama	DB	6-0	200	5/8/85	26	5	Kent State	Largo, Md.	UFA (N.O.) - '11

* Ages as of regular-season opener (9/11/11)

NUMERICAL ROSTER

NO	NAME	POS	HT	WT	DOB	AGE	EXP	COLLEGE	HOMETOWN	HOWACO
3	Jarrett Brown	QB	6-3	225	9/21/87	23	1	West Virginia	Palm Beach, Fla.	FA - '11
4	Phil Dawson	K	5-11	200	1/23/75	36	13	Texas	Dallas, Texas	FA - '99
6	Seneca Wallace	QB	5-11	205	8/6/80	31	9	Iowa State	Sacramento, Calif.	Tr. (Sea.) - '10
7	Jeff Wolfert	K	6-2	185	10/22/85	25	1	Missouri	Overland Park, Kan.	FA - '11
8	Richmond McGee	P	6-4	203	4/25/83	25	1	Texas	Garland, Texas	FA - '11
9	Troy Weatherhead	QB	6-2	218	10/27/87	23	1	Hillsdale	Grand Rapids, Mich.	FA - '11
10	Jordan Norwood	WR	5-11	180	9/29/86	24	1	Penn State	State College, Pa.	FA - '10
11	Mohamed Massaquoi	QB	6-2	207	11/24/86	24	3	Georgia	Charlotte, N.C.	D2b - '09
12	Coll McCoy	QB	6-1	215	9/5/86	25	2	Texas	Tuscola, Texas	D3a - '10
13	Rod Windsor	WR	6-2	205	4/24/85	26	1	Western New Mexico	Bessemer, Ala.	FA - '11
15	Greg Little	WR	6-2	220	5/30/89	22	R	North Carolina	Durham, N.C.	D2b - '11
16	Joshua Cribbs	WR	6-1	215	6/9/83	28	7	Kent State	Washington, D.C.	FA - '05
17	Chris Matthews	WR	6-5	218	10/6/89	21	R	Kentucky	Los Angeles, Calif.	FA - '11
18	Carlton Mitchell	WR	6-3	215	4/6/88	23	2	South Florida	Gainesville, Fla.	D6a - '10
20	Mike Adams	DB	5-11	200	3/24/81	30	8	Delaware	Paterson, N.J.	UFA (S.F.) - '07
21	Dimitri Patterson	DB	5-10	200	6/18/83	28	5	Tuskegee	Oriando, Fla.	UFA (Phi.) - '11
22	Buster Skrine	DB	5-9	185	4/26/89	22	R	Chattanooga	Woodsstock, Ga.	D5a - '11
23	Joe Haden	DB	5-11	190	4/14/89	22	2	Florida	Fort Washington, Md.	D1 - '10
24	Sheldon Brown	DB	5-10	200	3/19/79	32	10	South Carolina	Fort Lawn, S.C.	Tr. (Phi.) - '10
25	DeAngelo Smith	DB	5-11	200	7/17/86	25	2	Cincinnati	Columbus, Ohio	FA - '10
26	Carl Gettis	DB	5-11	199	12/20/88	22	R	Missouri	O'Fallon, Mo.	FA - '11
27	Eric Hagg	DB	6-1	205	9/15/89	21	R	Nebraska	Peoria, Ariz.	D7 - '11
28	Usama Young	DB	6-0	200	5/8/85	26	5	Kent State	Largo, Md.	UFA (N.O.) - '11
29	Brandon Jackson	RB	5-10	216	10/2/85	25	5	Nebraska	Horn Lake, Miss.	UFA (G.B.) - '11
31	Montario Hardesty	RB	6-0	225	2/1/87	24	2	Tennessee	New Bern, N.C.	D2b - '10
34	James Dockery	RB	6-1	185	11/9/88	22	R	Oregon State	La Quinta, Calif.	FA - '11
35	Armond Smith	RB	5-9	194	5/7/86	25	R	Union College	Stone Mountain, Ga.	FA - '11
36	Coye Francies	DB	6-0	185	11/15/86	24	2	San Jose State	Sacramento, Calif.	D6b - '09
38	Ramzee Robinson	DB	5-10	190	2/20/84	27	4	Alabama	Huntsville, Ala.	FA - '11
39	Quinn Porter	RB	6-0	205	2/2/86	25	1	Stillman	Quartz Hill, Calif.	FA - '10
40	Peyton Hillis	RB	6-2	250	1/21/86	25	4	Arkansas	Conway, Ark.	Tr. (Den.) - '10
41	Ray Ventrone	DB	5-10	200	10/21/82	28	6	Villanova	Pittsburgh, Pa.	FA - '09
42	Sidney Tarver	LB	6-3	236	6/2/89	22	R	Tennessee State	Chattanooga, Tenn.	FA - '11
43	T.J. Ward	DB	5-10	200	12/12/86	24	2	Oregon	San Francisco, Calif.	D2a - '10
44	Tyler Clutts	FB	6-2	260	11/9/84	26	1	Fresno State	Clovis, Calif.	FA - '10
47	Evan Frosch	TE	6-3	264	3/11/88	23	R	TCU	Midland, Texas	FA - '11
47	Darian Hagan	DB	6-0	180	11/5/88	22	R	California	Los Angeles, Calif.	FA - '11
48	Owen Marcic	FB	6-0	245	10/4/88	22	R	Stanford	Portland, Ore.	D4b - '11
49	Auston English	DL	6-3	250	3/10/87	24	1	Oklahoma	Canadian, Texas	FA - '11
50	Archie Donald	LB	6-2	244	4/11/88	23	R	Toledo	Pittsburgh, Pa.	FA - '11
51	Chris Gocong	LB	6-2	263	11/16/83	27	6	Cal Poly SLO	Santa Barbara, Calif.	Tr. (Phi.) - '10
52	D'Owell Jackson	LB	6-0	240	9/26/83	27	6	Maryland	Largo, Fla.	D2 - '06
53	Brian Smith	LB	6-3	240	1/8/89	22	R	Notre Dame	Overland Park, Kan.	FA - '11
54	Benjamin Jacobs	LB	6-4	243	4/17/88	23	R	Fresno State	Las Vegas, Nev.	FA - '11
55	Alex Mack	OL	6-4	311	11/19/85	25	3	California	Santa Barbara, Calif.	D1 - '09
56	Kaluka Maiava	LB	6-0	229	12/27/86	24	3	Southern California	Waialuku, Hawaii	D4 - '09
57	Eric Gordon	LB	6-0	232	8/22/87	24	R	Michigan State	Traverse City, Mich.	FA - '11
58	Marcus Benard	DL	6-2	256	7/26/85	26	3	Jackson State	Adrian, Mich.	FA - '09
59	Titus Brown	LB	6-3	250	3/27/86	25	2	Mississippi State	Tuscaloosa, Ala.	FA - '10
60	Steve Vallos	OL	6-3	310	12/28/83	27	5	Wake Forest	Boardman, Ohio	W. (Sea.) - '10
61	Andre Carroll	DL	6-1	301	9/6/88	23	R	Delaware State	Neptune, N.J.	FA - '11
62	Jason Pinkston	OL	6-4	305	9/5/87	24	R	Pittsburgh	Pittsburgh, Pa.	D5b - '11
63	Kyle Anderson	DL	6-3	294	8/10/88	23	R	Georgetown (Ky.)	Minneapolis, Minn.	FA - '11
63	Brandnon Braxton	OL	6-6	315	12/10/85	25	1	Oklahoma	Youngstown, Ohio	FA - '10
64	Ryan Pontbriand	LS	6-2	255	10/1/79	31	9	Rice	Houston, Texas	D5a - '03
65	Eric Steinbach	OL	6-6	295	4/4/80	31	9	lockport, Ill.	Lockport, Ill.	UFA (Cin.) - '07
66	Shawn Lauava	OL	6-3	315	10/26/87	23	2	Arizona State	Honolulu, Hawaii	D3b - '10
67	Derreck Robinson	DL	6-4	295	3/3/82	29	5	Iowa	Minneapolis, Minn.	FA - '09
68	Billy Yates	OL	6-2	305	4/15/80	31	8	Texas A&M	Fort Worth, Texas	FA - '10
69	Scott Paxson	DL	6-4	290	2/3/83	28	2	Penn State	Philadelphia, Pa.	FA - '11
70	Calton Ford	OL	6-4	319	4/11/88	23	R	Norfolk State	Chesapeake, Va.	FA - '11
70	Brian Sanford	DL	6-2	280	9/12/87	23	2	Temple	Hartford, Conn.	FA - '10
71	Ahyba Rubin	DL	6-2	330	7/25/86	25	4	Iowa State	Pensacola, Fla.	D6a - '08
72	Jabari Fletcher	DL	6-3	258	6/23/89	22	R	Appalachian State	Atlanta, Ga.	FA - '11
72	Phil Trautwein	OL	6-6	310	4/15/86	25	2	Florida	Voorhees, N.J.	FA - '10
73	Joe Thomas	OL	6-6	312	12/4/84	26	5	Wisconsin	Brookfield, Wis.	D1a - '07
74	Ko Quaye	DL	6-1	305	5/11/87	24	1	South Dakota	Brooklyn Park, Minn.	FA - '10
74	Jarrod Shaw	OL	6-3	316	1/7/88	23	R	Tennessee	Lafayette, La.	FA - '11
75	Pat Murray	OL	6-3	316	10/31/84	26	1	Truman State	Fort Dodge, Iowa	FA - '09
77	John Greco	OL	6-4	315	3/24/85	26	4	Toledo	Youngstown, Ohio	Tr. (St. L.) - '11
78	Dominic Alford	OL	6-3	320	2/22/88	23	R	Minnesota	Cleveland, Ohio	FA - '11
79	Tony Pashos	OL	6-6	325	8/3/80	31	9	Illinois	Palos Heights, Ill.	UFA (S.F.) - '10
80	Brian Robiskie	WR	6-3	209	12/3/87	23	3	Ohio State	Cleveland, Ohio	D2a - '09
81	Alex Smith	TE	6-4	258	5/22/82	29	7	Stanford	Denver, Colo.	FA - '10
82	Benjamin Watson	TE	6-3	255	12/18/80	30	8	Georgia	Rock Hill, S.C.	UFA (N.E.) - '10
83	Juan Nunez	WR	6-1	183	4/27/88	23	R	Western Michigan	Miami, Fla.	FA - '11
86	Jordan Cameron	TE	6-5	245	8/8/88	23	R	Southern California	Newbury Park, Calif.	D4a - '11
85	L.J. Castile	WR	6-3	223	9/7/88	22	1	Delta State	La Marque, Texas	FA - '11
86	Johnathan Haggerty	WR	6-1	195	2/5/88	23	2	SW Oklahoma St.	Dallas, Texas	FA - '10
88	Demetrius Williams	WR	6-2	202	3/28/83	28	6	Oregon	Concord, Calif.	FA - '10
89	Evan Moore	TE	6-6	250	1/3/85	26	3	Stanford	Brea, Calif.	FA - '09
90	Jabaal Sheard	DL	6-2	255	5/10/89	22	R	Pittsburgh	Hollywood Hills, Fla.	D2a - '11
91	Brian Schaefering	DL	6-4	295	8/20/83	27	2	Lindenwood	St. Louis, Mo.	FA - '09
92	Jayne Mitchell	DL	6-6	285	3/15/84	27	6	Mississippi	Jackson, Miss.	Tr. (Min.) - '10
94	Travis Ivey	DL	6-4	325	12/22/86	24	1	Maryland	Upper Marlboro, Md.	W. (Mia.) - '10
95	Steve Octavien	LB	6-0	255	11/25/84	26	2	Nebraska	Naples, Fla.	FA - '10
98	Phil Taylor	LB	6-3	335	4/7/88	23	R	Baylor	Clinton, Md.	D1 - '11
99	Scott Fujita	LB	6-5	250	4/28/79	32	10	California	Ventura, Calif.	UFA (N.O.) - '10

* Ages as of regular-season opener (9/11/11)

2011 CLEVELAND BROWNS TRANSACTIONS

JANUARY 3

Eric Mangini relieved of head coaching duties.

JANUARY 6

Signed OL Branndon Braxton to a reserve/future contract.
Signed RB Tyler Clutts to a reserve/future contract.
Signed TE Tyson DeVree to a reserve/future contract.
Signed OL Pat Murray to a reserve/future contract.
Signed RB Quinn Porter to a reserve/future contract.
Signed DB DeAngelo Smith to a reserve/future contract.
Signed OL Phil Trautwein to a reserve/future contract.

JANUARY 10

Signed QB Jarrett Brown to a reserve/future contract.
Signed DL Scott Paxson to a reserve/future contract.
Signed DB Ramzee Robinson to a reserve/future contract.

JANUARY 13

Named Pat Shurmur Head Coach.

JANUARY 19

Signed LB Auston English to a reserve/future contract.
Signed WR Rod Windsor to a reserve/future contract.

JANUARY 21

Named Dick Jauron Defensive Coordinator.

JANUARY 25

Named Chris Tabor Special Teams Coordinator.

JANUARY 31

Named Dwaine Board Defensive Line Coach.
Named Bill Davis Linebackers Coach.
Named Mark Whipple Quarterbacks Coach.
Named Mike Wilson Wide Receivers Coach.

FEBRUARY 9

Terminated the contract of LB Eric Barton.
Terminated the contract of LB David Bowens.
Terminated the contract of DL Kenyon Coleman.
Terminated the contract of DL Shaun Rogers.
Terminated the contract of TE Robert Royal.
Terminated the contract of OL John St. Clair.

FEBRUARY 14

Named Chris Beake Offensive Assistant Coach.
Named Chuck Bullough Defensive Assistant Coach.
Named Keith Gilbertson Senior Assistant - Offense.
Named Shawn Mennenga Special Teams Assistant Coach.
Named Ray Rhodes Senior Assistant - Defense.

FEBRUARY 22

Designated K Phil Dawson as the franchise player for the 2011 season.

APRIL 28

Traded a 2011 first-round (6th overall) selection to Atlanta for a 2011 first (27th overall), second (59th overall) and fourth (124th overall) round choices along with a 2012 first round and fourth round picks.
Traded a 2011 first (27th overall) and third (70th overall) round choices to Kansas City for a 2011 first-round (21st overall) pick.
Drafted DL Phil Taylor in the first round (21st overall).

APRIL 29

Drafted DL Jabaal Sheard in the second round (37th overall).
Drafted WR Greg Little in the second round (59th overall).

APRIL 30

Drafted TE Jordan Cameron in the fourth round (102nd overall).
Drafted FB Owen Marecic in the fourth round (124th overall).
Drafted DB Buster Skrine in the fifth round (137th overall).
Traded two 2011 sixth (168th and 170th overall) round choices to Minnesota for a 2011 fifth-round (150th overall) pick.
Drafted OL Jason Pinkston in the fifth round (150th overall).
Drafted DB Eric Hagg in the seventh round (248th overall).

JULY 28

Terminated the contract of LB Eric Alexander.
Terminated the contract of QB Jake Delhomme.
Waived TE Tyson DeVree.

JULY 30

Signed DL Jabaal Sheard.
Signed WR Greg Little.
Signed TE Jordan Cameron.
Signed FB Owen Marecic.
Signed DB Buster Skrine.
Signed OL Jason Pinkston.
Signed DB Eric Hagg.
Signed RB Brandon Jackson as an unrestricted free agent.
Signed DB Usama Young as an unrestricted free agent.
Signed LB Derrick Addai as an undrafted free agent.
Signed OL Dominic Alford as an undrafted free agent.
Signed DL Kyle Anderson as an undrafted free agent.
Signed DL Andre Carroll as an undrafted free agent.
Signed WR L.J. Castille as an undrafted free agent.
Signed DB James Dockery as an undrafted free agent.
Signed DL Jabari Fletcher as an undrafted free agent.
Signed OL Calton Ford as an undrafted free agent.
Signed TE Evan Frosch as an undrafted free agent.
Signed DB Carl Gettis as an undrafted free agent.
Signed DB Darian Hagan as an undrafted free agent.
Signed LB Benjamin Jacobs as an undrafted free agent.
Signed WR Chris Matthews as an undrafted free agent.
Signed WR Juan Nunez as an undrafted free agent.
Signed OL Jarrod Shaw as an undrafted free agent.
Signed RB Armond Smith as an undrafted free agent.
Signed LB Brian Smith as an undrafted free agent.
Signed LB Sidney Tarver as an undrafted free agent.
Signed QB Troy Weatherhead as an undrafted free agent.
Signed K Jeff Wolfert as an undrafted free agent.
Signed LB Alex Wujciak as an undrafted free agent.

JULY 31

Re-signed DL Derreck Robinson as an unrestricted free agent.

AUGUST 1

Traded an undisclosed 2012 draft choice to St. Louis for OL John Greco.
Re-signed DL Jayme Mitchell as an unrestricted free agent.

AUGUST 2

Signed DL Phil Taylor.

AUGUST 3

Signed DB Dimitri Patterson as an unrestricted free agent.
Signed P Richmond McGee as a free agent.
Signed LB Archie Donald as an undrafted free agent.
Signed LB Eric Gordon as an undrafted free agent.
Placed P Reggie Hodges on injured reserve.
Waived LB Derrick Addai.
Waived LB Alex Wujciak.

2010 AMERICAN FOOTBALL CONFERENCE

AFC EAST	W	L	T	PCT	PF	PA	HOME	AWAY	CONF	DIV	STRK
*-New England Patriots	14	2	0	.875	518	313	8-0	6-2	10-2	5-1	Won 8
y-New York Jets	11	5	0	.688	367	304	5-3	6-2	9-3	4-2	Won 1
Miami Dolphins	7	9	0	.438	273	333	1-7	6-2	5-7	2-4	Lost 3
Buffalo Bills	4	12	0	.250	283	425	2-6	2-6	3-9	1-5	Lost 2
AFC NORTH	W	L	T	PCT	PF	PA	HOME	AWAY	CONF	DIV	STRK
z-Pittsburgh Steelers	12	4	0	.750	375	232	5-3	7-1	9-3	5-1	Won 2
y-Baltimore Ravens	12	4	0	.750	357	270	7-1	5-3	9-3	4-2	Won 4
Cleveland Browns	5	11	0	.313	271	332	3-5	2-6	3-9	1-5	Lost 4
Cincinnati Bengals	4	12	0	.250	322	395	3-5	1-7	3-9	2-4	Lost 1
AFC SOUTH	W	L	T	PCT	PF	PA	HOME	AWAY	CONF	DIV	STRK
z-Indianapolis Colts	10	6	0	.625	435	388	6-2	4-4	8-4	4-2	Won 4
Jacksonville Jaguars	8	8	0	.500	353	419	5-3	3-5	7-5	3-3	Lost 3
Houston Texans	6	10	0	.375	390	427	4-4	2-6	5-7	3-3	Won 1
Tennessee Titans	6	10	0	.375	356	339	3-5	3-5	3-9	2-4	Lost 2
AFC WEST	W	L	T	PCT	PF	PA	HOME	AWAY	CONF	DIV	STRK
z-Kansas City Chiefs	10	6	0	.625	366	326	7-1	3-5	6-6	2-4	Lost 1
San Diego Chargers	9	7	0	.563	441	322	6-2	3-5	7-5	3-3	Won 1
Oakland Raiders	8	8	0	.500	410	371	5-3	3-5	6-6	6-0	Won 1
Denver Broncos	4	12	0	.250	344	471	3-5	1-7	3-9	1-5	Lost 1

2010 NATIONAL FOOTBALL CONFERENCE

NFC EAST	W	L	T	PCT	PF	PA	HOME	AWAY	CONF	DIV	STRK
z-Philadelphia Eagles	10	6	0	.625	439	377	4-4	6-2	7-5	4-2	Lost 2
New York Giants	10	6	0	.625	394	347	5-3	5-3	8-4	3-3	Won 1
Dallas Cowboys	6	10	0	.375	394	436	2-6	4-4	4-8	3-3	Won 1
Washington Redskins	6	10	0	.375	302	377	2-6	4-4	4-8	2-4	Lost 1
NFC NORTH	W	L	T	PCT	PF	PA	HOME	AWAY	CONF	DIV	STRK
z-Chicago Bears	11	5	0	.688	334	286	5-3	6-2	8-4	5-1	Lost 1
y-Green Bay Packers	10	6	0	.625	388	240	7-1	3-5	8-4	4-2	Won 2
Detroit Lions	6	10	0	.375	362	369	4-4	2-6	5-7	2-4	Won 4
Minnesota Vikings	6	10	0	.375	281	348	4-4	2-6	5-7	1-5	Lost 1
NFC SOUTH	W	L	T	PCT	PF	PA	HOME	AWAY	CONF	DIV	STRK
*-Atlanta Falcons	13	3	0	.813	414	288	7-1	6-2	10-2	5-1	Won 1
y-New Orleans Saints	11	5	0	.688	384	307	5-3	6-2	9-3	4-2	Lost 1
Tampa Bay Buccaneers	10	6	0	.625	341	318	4-4	6-2	8-4	3-3	Won 2
Carolina Panthers	2	14	0	.125	196	408	2-6	0-8	2-10	0-6	Lost 2
NFC WEST	W	L	T	PCT	PF	PA	HOME	AWAY	CONF	DIV	STRK
z-Seattle Seahawks	7	9	0	.438	310	407	5-3	2-6	6-6	4-2	Won 1
St. Louis Rams	7	9	0	.438	289	328	5-3	2-6	5-7	3-3	Lost 1
San Francisco 49ers	6	10	0	.375	305	346	5-3	1-7	4-8	4-2	Won 1
Arizona Cardinals	5	11	0	.313	289	434	4-4	1-7	3-9	1-5	Lost 1

* Clinched division and home field advantage; y - Clinched wild card; z - Clinched division

PLAYOFF RESULTS

WILD CARD GAMES

SEATTLE SEAHAWKS 41, New Orleans Saints 36 (January 8, 2011)
 New York Jets 17, INDIANAPOLIS COLTS 16 (January 8, 2011)
 Baltimore Ravens 30, KANSAS CITY CHIEFS 7 (January 9, 2011)
 Green Bay Packers 21, PHILADELPHIA EAGLES 16 (January 9, 2011)

DIVISIONAL PLAYOFFS

PITTSBURGH STEELERS 31, Baltimore Ravens 24 (January 15, 2011)
 Green Bay Packers 48, ATLANTA FALCONS 21 (January 15, 2011)
 CHICAGO BEARS 35, Seattle Seahawks 24 (January 16, 2011)
 New York Jets 28, NEW ENGLAND PATRIOTS 21 (January 16, 2011)

CONFERENCE CHAMPIONSHIPS

Green Bay Packers 21, CHICAGO BEARS 14 (January 23, 2011)
PITTSBURGH STEELERS 24, New York Jets 19 (January 23, 2011)

PRO BOWL AT HONOLULU, HAWAII

NFC 55, AFC 41 (January 30, 2011)

SUPER BOWL XLV AT DALLAS, TEXAS

GREEN BAY PACKERS 31, Pittsburgh Steelers 25 (February 6, 2011)

Home Team in CAPS

CLEVELAND BROWNS 2010 SEASON

PRESEASON (WON 2, LOST 2)

DATE	OPPONENT	RESULT	SCORE	RECORD	ATTENDANCE
Aug. 14	at Green Bay Packers	Won	27-24	1-0	68,958
Aug. 21	ST. LOUIS RAMS	Lost	17-19	1-1	58,250
Aug. 28	at Detroit Lions	Lost	27-35	1-2	36,444
Sept. 2	CHICAGO BEARS	Won	13-10	2-2	62,299

REGULAR SEASON (WON 5, LOST 11)

DATE	OPPONENT	RESULT	SCORE	RECORD	ATTENDANCE
Sept. 12	at Tampa Bay Buccaneers	Lost	14-17	0-1	47,211
Sept. 19	KANSAS CITY CHIEFS	Lost	14-16	0-2	65,377
Sept. 26	at Baltimore Ravens	Lost	17-24	0-3	71,119
Oct. 3	CINCINNATI BENGALS	Won	23-20	1-3	66,731
Oct. 10	ATLANTA FALCONS	Lost	10-20	1-4	65,290
Oct. 17	at Pittsburgh Steelers	Lost	10-28	1-5	65,168
Oct. 24	at New Orleans Saints	Won	30-17	2-5	70,077
Nov. 7	NEW ENGLAND PATRIOTS	Won	34-14	3-5	66,292
Nov. 14	NEW YORK JETS	Lost	20-26 (OT)	3-6	67,449
Nov. 21	at Jacksonville Jaguars	Lost	20-24	3-7	62,254
Nov. 28	CAROLINA PANTHERS	Won	24-23	4-7	64,463
Dec. 5	at Miami Dolphins	Won	13-10	5-7	65,942
Dec. 12	at Buffalo Bills	Lost	6-13	5-8	50,861
Dec. 19	at Cincinnati Bengals	Lost	17-19	5-9	56,342
Dec. 26	BALTIMORE RAVENS	Lost	10-20	5-10	65,028
Jan. 2	PITTSBURGH STEELERS	Lost	9-41	5-11	68,303

2010 USUAL STARTING LINEUPS

OFFENSE		DEFENSE	
WR	11 Mohamed Massaquoi	LE	90 Kenyon Coleman
LT	73 Joe Thomas	NT	71 Ahtyba Rubin
LG	65 Eric Steinbach	RE	91 Brian Schaefering
C	55 Alex Mack	OLB	53 Matt Roth
RG	77 Floyd Womack	ILB	51 Chris Gocong
RT	78 John St. Clair	ILB	50 Eric Barton
TE	82 Benjamin Watson	OLB	99 Scott Fujita
WR	80 Brian Robiskie	LCB	21 Eric Wright
QB	12 Colt McCoy	RCB	24 Sheldon Brown
RB	40 Peyton Hillis	S	43 T.J. Ward
FB	47 Lawrence Vickers	S	26 Abram Elam

HAPPY NEW YEAR

Cleveland will conclude its 2011 regular season campaign by hosting division rival Pittsburgh on January 1, 2012. The matchup will mark the Browns' first-ever regular season matchup on New Year's Day, and second contest overall. In their only postseason game on January 1, 1995, the Browns defeated the New England Patriots, 20-13, in an AFC Wild Card game. The Browns have won three of their last four regular season games played in January.

2010 FINAL STATISTICS

WON 5, LOST 11

DATE	W/L	SCORE	OPPONENT	ATTEND
9/12	L	14-17	at Tampa Bay Buccaneers	47,211
9/19	L	14-16	KANSAS CITY CHIEFS	65,377
9/26	L	17-24	at Baltimore Ravens	71,119
10/3	W	23-20	CINCINNATI BENGALS	66,731
10/10	L	10-20	ATLANTA FALCONS	65,290
10/17	L	10-28	at Pittsburgh Steelers	65,168
10/24	W	30-17	at New Orleans Saints	70,077
11/7	W	34-14	NEW ENGLAND PATRIOTS	66,292
11/14	L	20-26	NEW YORK JETS	67,449
11/21	L	20-24	at Jacksonville Jaguars	62,254
11/28	W	24-23	CAROLINA PANTHERS	64,463
12/5	W	13-10	at Miami Dolphins	65,942
12/12	L	6-13	at Buffalo Bills	50,861
12/19	L	17-19	at Cincinnati Bengals	56,342
12/26	L	10-20	BALTIMORE RAVENS	65,028
1/2	L	9-41	PITTSBURGH STEELERS	68,303

TEAM STATISTICS

	BROWNS	OPPONENTS
TOTAL FIRST DOWNS	265	317
Rushing	87	102
Passing	154	195
Penalty	24	20
3rd Down: Made/Att	75/202	96/224
3rd Down Pct.	37.1	42.9
4th Down: Made/Att	5/7	11/15
4th Down Pct.	71.4	73.3
POSSESSION AVG.	27:55	32:05
TOTAL NET YARDS	4,635	5,601
Avg. Per Game	289.7	350.1
Total Plays	927	1,041
Avg. Per Play	5.0	5.4
NET YARDS RUSHING	1,646	2,070
Avg. Per Game	102.9	129.4
Total Rushes	413	505
NET YARDS PASSING	2,989	3,531
Avg. Per Game	186.8	220.7
Sacked/Yards Lost	36/214	29/178
Gross Yards	3,203	3,709
Att./Completions	478/296	507/309
Completion Pct.	61.9	60.9
Had Intercepted	18	19
PUNTS/AVERAGE	78/43.9	64/44.0
NET PUNTING AVG.	78/39.0	64/37.8
PENALTIES/YARDS	78/675	85/741
FUMBLES/BALL LOST	29/11	16/9
TOUCHDOWNS	29	36
Rushing	13	7
Passing	13	26
Returns	3	3

SCORE BY PERIODS

	Q1	Q2	Q3	Q4	OT	PTS
BROWNS	77	91	37	66	0	271
OPPONENTS	40	134	47	105	6	332

SCORING

	TD	RU	PA	RT	PAT	FG	2PT	PTS
Dawson, Phil	0	0	0	0	28/28	23/28	0	97
Hillis, Peyton	13	11	2	0	0/0	0/0	0	78
Robiskie, Brian	3	0	3	0	0/0	0/0	0	18
Watson, Benjamin	3	0	3	0	0/0	0/0	0	18
Massaquoi, Mohamed	2	0	2	0	0/0	0/0	0	12
Bowens, David	2	0	0	2	0/0	0/0	0	12
Royal, Robert	1	0	1	0	0/0	0/0	0	6
McCoy, Colt	1	1	0	0	0/0	0/0	0	6
Cribbs, Joshua	1	0	1	0	0/0	0/0	0	6
Elam, Abram	1	0	0	1	0/0	0/0	0	6
Stuckey, Chansi	1	1	0	0	0/0	0/0	0	6
Moore, Evan	1	0	1	0	0/0	0/0	0	6
BROWNS	29	13	13	3	28/28	23/28	0	271
OPPONENTS	36	7	26	3	35/35	27/36	0	332

SACKS:

M. Benard 7.5, S. Fujita 3.5, M. Roth 3.5, K. Coleman 2.5, A. Rubin 2, A. Elam 2, S. Rogers 2, C. Gocong 2, M. Adams 1, J. Trusnik 1, J. Haden 1, D. Bowens 0.5, D. Robinson 0.5

BROWNS: 29, OPPONENTS: 36

RUSHING

	NO	YDS	AVG	LONG	TD
Hillis, Peyton	270	1,177	4.4	48	11
McCoy, Colt	28	136	4.9	18	1

PASSING

	ATT	CMP	YDS	CMP%	YDS/ATT	TD	TD%	INT	INT%	LONG	SACK	LOST	RATING
McCoy, Colt	222	135	1,576	60.8	7.1	6	2.7	9	4.1	47	23	132	74.5
Delhomme, Jake	149	93	872	62.4	5.9	2	1.3	7	4.7	49	6	49	63.4
Wallace, Seneca	101	64	694	63.4	6.9	4	4.0	2	2.0	651	6	33	88.5
Massaquoi, Mohamed	1	1	29	100.0	29.0	1	100.0	0	0.0	291	0	0	158.3
Cribbs, Joshua	3	2	19	66.7	6.3	0	0.0	0	0.0	10	1	0	84.0
Hillis, Peyton	2	1	13	50.0	6.5	0	0.0	0	0.0	13	0	0	70.8
BROWNS	478	296	3,203	61.9	6.7	13	2.7	18	3.8	651	36	214	75.0
OPPONENTS	507	309	3,709	60.9	7.3	26	5.1	19	3.7	781	29	178	84.8

Harrison, Jerome	31	91	2.9	39	0
Bell, Mike	31	71	2.3	11	0
Hodges, Reggie	1	68	68.0	68	0
Cribbs, Joshua	20	66	3.3	19	0
Vickers, Lawrence	5	11	2.2	3	0
Wallace, Seneca	7	9	1.3	6	0
Davis, James	4	9	2.3	4	0
Stuckey, Chansi	3	9	3.0	11	1
Mitchell, Carlton	1	9	9.0	9	0
Clayton, Thomas	1	0	0.0	0	0
Watson, Benjamin	1	-1	-1.0	-1	0
Delhomme, Jake	8	-2	-0.3	2	0
Massaquoi, Mohamed	1	-3	-3.0	-3	0
Figurs, Yamon	1	-4	-4.0	-4	0
BROWNS	413	1,646	4.0	68	13
OPPONENTS	505	2,070	4.1	55	7

RECEIVING	NO	YDS	AVG	LONG	TD
Watson, Benjamin	68	763	11.2	44	3
Hillis, Peyton	61	477	7.8	47	2
Stuckey, Chansi	40	346	8.7	25	0
Massaquoi, Mohamed	36	483	13.4	411	2
Robiskie, Brian	29	310	10.7	46	3
Cribbs, Joshua	23	292	12.7	65	1
Moore, Evan	16	322	20.1	49	1
Bell, Mike	6	62	10.3	28	0
Royal, Robert	5	56	11.2	20	1
Harrison, Jerome	4	42	10.5	23	0
Vickers, Lawrence	4	15	3.8	10	0
McCoy, Colt	1	13	13.0	13	0
Wallace, Seneca	1	9	9.0	9	0
Aiken, Sam	1	7	7.0	7	0
Smith, Alex	1	6	6.0	6	0
BROWNS	296	3,203	10.8	65	13
OPPONENTS	309	3,709	12.0	78	26

INTERCEPTIONS	NO	YDS	AVG	LONG	TD
Haden, Joe	6	101	16.8	62	0
Bowens, David	2	94	47.0	64	2
Adams, Mike	2	51	25.5	26	0
Ward, T.J.	2	39	19.5	23	0
Elam, Abram	2	18	9.0	18	0
Brown, Sheldon	2	0	0.0	0	0
Fujita, Scott	1	16	16.0	16	0
Rubin, Athyba	1	1	1.0	1	0
Wright, Eric	1	0	0.0	0	0
BROWNS	19	320	16.8	64	2
OPPONENTS	18	267	14.8	64	3

PUNTING	NO	YDS	AVG	NET	TB	IN	LG	BL
Hodges, Reggie	78	3,424	43.9	39.0	5	29	59	0
BROWNS	78	3,424	43.9	39.0	5	29	59	0
OPPONENTS	64	2,817	44.0	37.8	8	27	61	0

PUNT RETURNS	RET	FC	YDS	AVG	LONG	TD
Cribbs, Joshua	20	6	168	8.4	17	0
Stuckey, Chansi	2	3	5	2.5	5	0
Wright, Eric	0	0	62	0.0	62	0
Smith, Clifton	0	2	0	0.0	0	0
BROWNS	22	11	235	10.7	62	0
OPPONENTS	40	13	285	7.1	33	0

KICKOFF RETURNS	NO	YDS	AVG	LONG	TD
Cribbs, Joshua	40	814	20.4	37	0
Smith, Clifton	5	92	18.4	26	0
Bell, Mike	5	55	11.0	31	0
Haden, Joe	4	96	24.0	32	0
Ventrone, Ray	4	47	11.8	17	0
Harrison, Jerome	4	32	8.0	10	0
Benard, Marcus	4	26	6.5	11	0
Vickers, Lawrence	2	13	6.5	10	0
Davis, James	1	11	11.0	11	0
Gocong, Chris	1	5	5.0	5	0
BROWNS	70	1,191	17.0	37	0
OPPONENTS	54	959	17.8	32	0

FIELD GOALS	1-19	20-29	30-39	40-49	50+
Dawson, Phil	3/3	7/7	10/10	3/5	0/3
BROWNS	3/3	7/7	10/10	3/5	0/3
OPPONENTS	1/1	11/12	6/7	8/14	1/2

DEFENSIVE STATISTICS

PLAYER	TOTAL	TACKLES		ASST	SACKS	YDS	INTS	YDS	PBU	FOR	FUMBLES		TD
		SOLO	ASST								REC	SAFETY	
T.J. Ward	105	80	25	0.0	0.0	2	39	10	1	0	0	0	0
Matt Roth	86	59	27	3.5	18.5	0	0	2	0	0	0	0	0
Ahtyba Rubin	82	57	25	2.0	17.0	1	1	2	0	0	0	0	0
Abram Elam	77	63	14	2.0	16.0	2	18	10	2	2	0	0	1
Chris Gocong	74	49	25	2.0	12.0	0	0	3	1	2	0	0	0
Kenyon Coleman	68	50	18	2.5	9.5	0	0	0	0	3	0	0	0
Eric Barton	66	47	19	0.0	0.0	0	0	1	0	1	0	0	0
Sheldon Brown	63	51	12	0.0	0.0	2	0	10	0	0	0	0	0
Joe Haden	57	50	7	1.0	5.0	6	101	18	1	0	0	0	0
Scott Fujita	51	36	15	3.5	34.0	1	16	1	2	0	0	0	0
Eric Wright	42	36	6	0.0	0.0	1	0	9	0	1	0	0	0
David Bowens	40	26	14	0.5	2.0	2	94	6	0	0	0	0	2
Mike Adams	34	31	3	1.0	10.0	2	51	6	0	0	0	0	0
Brian Schaefering	31	24	7	0.0	0.0	0	0	0	0	0	0	0	0
Marcus Benard	26	16	10	7.5	33.0	0	0	2	0	0	0	0	0
Robaire Smith	25	13	12	0.0	0.0	0	0	0	0	0	0	0	0
Derreck Robinson	24	13	11	0.5	2.0	0	0	0	0	0	0	0	0
Shaun Rogers	17	14	3	2.0	13.0	0	0	0	0	0	0	0	0
Jason Trusnik	15	13	2	1.0	6.0	0	0	1	0	0	0	0	0
Ray Ventrone	10	8	2	0.0	0.0	0	0	0	1	0	0	0	0
Coye Francies	3	2	1	0.0	0.0	0	0	0	0	0	0	0	0
Sabby Piscitelli	2	2	0	0.0	0.0	0	0	0	0	0	0	0	0
Titus Brown	1	0	1	0.0	0.0	0	0	0	0	0	0	0	0
Travis Ivey	1	1	0	0.0	0.0	0	0	0	0	0	0	0	0
Eric King	1	1	0	0.0	0.0	0	0	0	0	0	0	0	0

SPECIAL TEAMS STATISTICS

PLAYER	TOTAL	TACKLES		FUMBLES		PATs	FGs	BLOCKED		SAFETY
		SOLO	ASST	FOR	REC			PUNTS	TDS	
T.J. Ward	18	15	3	0	0	0	1	0	0	0
Nick Sorensen	14	11	3	0	1	0	0	0	0	0
Mike Adams	12	8	4	0	0	0	0	0	0	0
Titus Brown	11	8	3	0	0	0	0	0	0	0
Ray Ventrone	9	9	0	0	1	0	0	0	0	0
Jason Trusnik	9	8	1	0	0	0	0	0	0	0
Joe Haden	8	8	0	0	0	0	0	0	0	0
Blake Costanzo	7	6	1	0	1	0	0	0	0	0
Eric Alexander	6	4	2	1	0	0	0	0	0	0
Marcus Benard	2	2	0	0	0	0	0	0	0	0
Abram Elam	2	2	0	0	0	0	0	0	0	0
Eric King	2	2	0	0	0	0	0	0	0	0
Sabby Piscitelli	2	0	2	0	0	0	0	0	0	0
Sam Aiken	1	1	0	0	0	0	0	0	0	0
Phil Dawson	1	1	0	0	0	0	0	0	0	0
Katuka Maiava	1	1	0	0	0	0	0	0	0	0
Chansi Stuckey	1	1	0	0	0	0	0	0	0	0
Eric Barton	1	0	1	0	0	0	0	0	0	0
Chris Gocong	1	1	0	0	0	0	0	0	0	0
Steve Octavien	1	0	1	0	0	0	0	0	0	0
Josh Cribbs	0	0	0	0	3	0	0	0	0	0
Clifton Smith	0	0	0	0	1	0	0	0	0	0
Scott Fujita	0	0	0	0	0	1	0	0	0	0
Shaun Rogers	0	0	0	0	0	0	1	0	0	0

MISCELLANEOUS STATISTICS

PLAYER	TACKLES			FUMBLES			PATs	FGs	BLOCKED		SAFETY
	TOTAL	SOLO	ASST	FOR	REC	PUNTS			TDS		
Alex Mack	4	4	0	0	0	0	0	0	0	0	
Mohamed Massaquoi	4	4	0	0	0	0	0	0	0	0	
Brian Robiskie	2	2	0	0	0	0	0	0	0	0	
Chansi Stuckey	2	2	0	0	0	0	0	0	0	0	
Joe Thomas	2	2	0	0	0	0	0	0	0	0	
Benjamin Watson	2	2	0	0	0	0	0	0	0	0	
Peyton Hillis	1	1	0	0	2	0	0	0	0	0	
Evan Moore	1	1	0	0	0	0	0	0	0	0	
John St. Clair	1	1	0	0	1	0	0	0	0	0	
Alex Smith	1	1	0	0	0	0	0	0	0	0	
Floyd Womack	0	0	0	0	2	0	0	0	0	0	
Josh Cribbs	0	0	0	0	1	0	0	0	0	0	
Peyton Hillis	0	0	0	0	1	0	0	0	0	0	
Colt McCoy	0	0	0	0	1	0	0	0	0	0	
Lawrence Vickers	0	0	0	0	1	0	0	0	0	0	
Seneca Wallace	0	0	0	0	1	0	0	0	0	0	

OFFENSIVE GAME-BY-GAME STARTERS

GAME	OPP	WR	LT	LG	C	RG	RT	TE	WR	QB	RB	FB
9/12	at TB	Royal (TE)	Thomas	Steinbach	Mack	Womack	St. Clair	Watson	Cribbs	Delhomme	Hillis	Vickers
9/19	KC	Massaquoi	Thomas	Steinbach	Mack	Womack	St. Clair	Watson	Robiskie	Wallace	Harrison	Moore (TE)
9/26	at Bal	Massaquoi	Thomas	Steinbach	Mack	Womack	St. Clair	Watson	Cribbs	Wallace	Hillis	Stuckey (WR)
10/3	CIN	Massaquoi	Thomas	Steinbach	Mack	Womack	Pashos	Watson	Cribbs	Wallace	Hillis	Moore (TE)
10/10	ATL	Massaquoi	Thomas	Steinbach	Mack	Womack	Pashos	Watson	Robiskie	Wallace	Hillis	Stuckey (WR)
10/17	at Pit	Massaquoi	Thomas	Steinbach	Mack	Womack	Pashos	Watson	Robiskie	McCoy	Hillis	Royal (TE)
10/24	at NO	Moore (TE)	Thomas	Steinbach	Mack	Yates	Womack	Watson	Robiskie	McCoy	Hillis	Stuckey (WR)
11/7	NE	Massaquoi	Thomas	Steinbach	Mack	Yates	Womack	Watson	Cribbs	McCoy	Hillis	Vickers
11/14	NYJ	Massaquoi	Thomas	Steinbach	Mack	Yates	Womack	Watson	Robiskie	McCoy	Hillis	Stuckey (WR)
11/21	at Jac	Massaquoi	Thomas	Steinbach	Mack	Lauvao	St. Clair	Watson	Robiskie	McCoy	Hillis	Stuckey (WR)
11/28	CAR	Massaquoi	Thomas	Steinbach	Mack	Womack	St. Clair	Watson	Robiskie	Delhomme	Hillis	Moore (TE)
12/5	at Mia	Massaquoi	Thomas	Steinbach	Mack	Womack	St. Clair	Watson	Robiskie	Delhomme	Hillis	Royal (TE)
12/12	at Buf	Massaquoi	Thomas	Steinbach	Mack	Womack	St. Clair	Watson	Robiskie	Delhomme	Hillis	Vickers
12/19	at Cin	Massaquoi	Thomas	Steinbach	Mack	Womack	St. Clair	Watson	Robiskie	McCoy	Hillis	Vickers
12/26	BAL	Massaquoi	Thomas	Steinbach	Mack	Womack	St. Clair	Watson	Cribbs	McCoy	Hillis	Vickers
1/2	PIT	Massaquoi	Thomas	Steinbach	Mack	Womack	St. Clair	Watson	Robiskie	McCoy	Bell	Royal (TE)

DEFENSIVE GAME-BY-GAME STARTERS

GAME	OPP	LE	NT	RE	OLB	ILB	ILB	OLB	LCB	RCB	S	S
9/12	at TB	Smith	Rubin	Haden (CB)	Roth	Gocong	Fujita	Benard	Wright	Brown	Adams	Ward
9/19	KC	Coleman	Rubin	Smith	Roth	Gocong	Barton	Fujita	Wright	Brown	Elam	Ward
9/26	at Bal	Coleman	Rubin	Smith	Roth	Gocong	Barton	Fujita	Wright	Brown	Elam	Ward
10/3	CIN	Coleman	Rubin	Smith	Roth	Gocong	Barton	Fujita	Wright	Brown	Elam	Ward
10/10	ATL	Coleman	Rubin	Smith	Roth	Gocong	Barton	Fujita	Wright	Brown	Elam	Ward
10/17	at Pit	Coleman	Rubin	Schaefering	Roth	Gocong	Barton	Fujita	Wright	Brown	Elam	Ward
10/24	at NO	Schaefering	Rubin	Coleman	Roth	Gocong	Barton	Fujita	Wright	Brown	Elam	Ward
11/7	NE	Coleman	Rubin	Schaefering	Roth	Gocong	Barton	Fujita	Wright	Brown	Elam	Ward
11/14	NYJ	Coleman	Rubin	Schaefering	Roth	Gocong	Barton	Fujita	Wright	Brown	Elam	Ward
11/21	at Jac	Coleman	Rubin	Schaefering	Roth	Gocong	Barton	Bowens	Wright	Brown	Elam	Ward
11/28	CAR	Coleman	Rubin	Schaefering	Roth	Gocong	Barton	Trusnik	Haden	Brown	Elam	Ward
12/5	at Mia	Coleman	Rubin	Schaefering	Roth	Gocong	Bowens	Trusnik	Haden	Brown	Elam	Ward
12/12	at Buf	Coleman	Rubin	Schaefering	Roth	Gocong	Bowens	Trusnik	Haden	Brown	Elam	Ward
12/19	at Cin	Coleman	Rubin	Schaefering	Roth	Gocong	Barton	Trusnik	Haden	Brown	Elam	Ward
12/26	BAL	Ivey	Rubin	Coleman	Roth	Gocong	Bowens	Trusnik	Haden	Brown	Elam	Ward
1/2	PIT	Rogers	Rubin	Adams (CB)	Roth	Gocong	Barton	Benard	Haden	Brown	Elam	Ward

GAME-BY-GAME INACTIVES

GAME	OPP										
9/12	at TB	McCoy (3QB)	C. Mitchell	Sorensen	Lauvao	Jackson	Vallos	A. Smith	Bowens		
9/19	KC	Delhomme	C. Mitchell	Roberson	Lauvao	Jackson	Vallos	A. Smith	Robinson		
9/26	at Bal	Delhomme	C. Mitchell	Harrison	Lauvao	Benard	Vallos	Rogers	Robiskie		
10/3	CIN	Delhomme (3QB)	C. Mitchell	Roberson	Lauvao	Davis	St. Clair	A. Smith	Robiskie		
10/10	ATL	McCoy (3QB)	C. Mitchell	Davis	Lauvao	Robinson	St. Clair	A. Smith	J. Mitchell		
10/17	at Pit	Delhomme	C. Mitchell	Wallace	Lauvao	R. Smith	St. Clair	A. Smith	J. Mitchell		
10/24	at NO	Delhomme	Massaquoi	Wallace	Vallos	Davis	St. Clair	A. Smith	J. Mitchell		
11/7	NE	Delhomme	Wallace	Clayton	Vallos	Williams	St. Clair	A. Smith	J. Mitchell		
11/14	NYJ	Ratliff (3QB)	C. Mitchell	Delhomme	Vallos	Williams	Sanford	A. Smith	J. Mitchell		
11/21	at Jac	Delhomme (3QB)	Cribbs	Adams	Fujita	Williams	Sanford	A. Smith	J. Mitchell		
11/28	CAR	McCoy	Wright	Clayton	Fujita	Williams	Sanford	A. Smith	J. Mitchell		
12/5	at Mia	McCoy	C. Mitchell	Norwood	Fujita	Williams	Sanford	A. Smith	J. Mitchell		
12/12	at Buf	McCoy (3QB)	T. Brown	Norwood	Fujita	Williams	Sanford	Moore	J. Mitchell		
12/19	at Cin	Delhomme (3QB)	C. Mitchell	Norwood	Fujita	Francies	Sanford	Moore	J. Mitchell		
12/26	BAL	Delhomme (3QB)	C. Mitchell	Norwood	Quaye	Alexander	Sanford	Royal	J. Mitchell		
1/2	PIT	Delhomme (3QB)	C. Mitchell	Norwood	Quaye	Williams	Sanford	Ivey	J. Mitchell		

TURNOVER TABLE

GAME	OPP	TAKEAWAYS			PTS OFF	FUMBLES	INT	GIVEAWAYS		DIFFERENCE	RESULT
		FUMBLES	INTS	TOTAL				TOTAL	PTS OFF		
9/12	at TB	1	1	2	0	1	2	3	7	-1	L, 14-17
9/19	KC	0	2	2	0	1	2	2	10	0	L, 14-16
9/26	at Bal	0	0	0	0	0	0	0	0	0	L, 17-24
10/3	CIN	2	0	2	6	0	1	1	0	+1	W, 23-20
10/10	ATL	1	0	1	3	1	2	3	7	-2	L, 10-20
10/17	at Pit	0	1	1	3	1	2	3	14	-2	L, 10-28
10/24	at NO	0	4	4	14	0	0	0	0	+4	W, 30-17
11/7	NE	2	1	3	7	1	0	1	0	+2	W, 34-14
11/14	NYJ	0	1	1	0	2	0	2	0	-1	L, 20-26 (OT)
11/21	at Jac	2	4	6	10	0	1	1	0	+5	L, 20-24
11/28	CAR	0	1	1	0	1	2	3	0	-2	W, 24-23
12/5	at Mia	0	3	3	6	0	0	0	0	+3	W, 13-10
12/12	at Buf	1	0	1	0	2	1	3	3	-2	L, 6-13
12/19	at Cin	0	0	0	0	0	0	0	0	0	L, 17-19
12/26	BAL	0	1	1	0	1	3	4	10	-3	L, 10-20
1/2	PIT	0	0	0	0	0	3	3	17	-3	L, 9-41
Totals	16 games	9	19	28	49	11	18	29	68	-1	

GAME-BY-GAME - LONGEST DRIVES - PLAYS

GAME	#PLAYS	BROWNS			#PLAYS	OPPONENTS		
		NET YARDS/TIME	DRIVE RESULT	NET YARDS/TIME		DRIVE RESULT		
9/12 at TB	10	41/5:26	Punt	19	33/6:04	Punt		
9/19 vs. KC	10	96/5:06	Touchdown	14	68/6:31	Field Goal		
9/26 at Bal	12	62/6:36	Field Goal	10	85/4:45	Touchdown		
				10	88/5:53	Touchdown		
10/3 vs. CIN	11	64/6:06	Touchdown	10	89/5:41	Touchdown		
10/10 vs. ATL	9	27/5:07	Interception	14	76/5:18	Field Goal		
	9	62/2:11	Interception		70/7:19	Field Goal		
10/17 at Pit	10	51/6:19	Punt	11	81/6:11	Touchdown		
10/24 at NO	13	50/7:34	Field Goal	14	89/8:33	Touchdown		
11/7 vs. NE	13	61/7:48	Field Goal	14	69/4:08	Touchdown		
11/14 vs. NYJ	11	69/5:08	Field Goal	19	60/10:04	Missed FG		
11/21 at Jac	16	92/9:57	Touchdown	13	68/4:53	Touchdown		
11/28 vs. CAR	13	58/6:54	Downs	10	49/5:53	Field Goal		
12/5 at Mia	8	51/3:53	Missed FG	11	80/5:49	Touchdown		
12/12 at Buf	11	73/5:36	Field Goal	14	89/8:14	Touchdown		
12/19 at Cin	9	61/4:27	Field Goal	13	68/7:27	Field Goal		
12/26 vs. BAL	11	67/5:01	Interception	16	80/8:26	Field Goal		
1/2 vs. PIT	15	80/7:14	Field Goal	13	77/7:42	Touchdown		

GAME-BY-GAME - LONGEST DRIVES - NET YARDS

GAME	#PLAYS	BROWNS			#PLAYS	OPPONENTS		
		NET YARDS/TIME	DRIVE RESULT	NET YARDS/TIME		DRIVE RESULT		
9/12 at TB	6	78/4:07	Fumble	6	47/1:52	Touchdown		
9/19 vs. KC	10	96/5:06	Touchdown	14	68/6:31	Field Goal		
9/26 at Bal	11	83/5:46	Touchdown	10	89/5:41	Touchdown		
10/3 vs. CIN	8	87/4:45	Touchdown	9	80/4:05	Touchdown		
10/10 vs. ATL	9	62/2:11	Interception	14	70/7:19	Field Goal		
10/17 at Pit	6	70/1:41	Touchdown	5	96/1:59	Touchdown		
10/24 at NO	8	75/3:14	Field Goal	14	89/8:33	Touchdown		
11/7 vs. NE	10	72/7:00	Touchdown	11	79/5:01	Touchdown		
11/14 vs. NYJ	11	69/5:08	Field Goal	11	80/4:50	Touchdown		
11/21 at Jac	16	92/9:57	Touchdown	5	87/1:30	Touchdown		
11/28 vs. CAR	9	77/3:47	Touchdown	9	81/4:24	Touchdown		
12/5 at Mia	6	94/3:40	Touchdown	11	80/5:49	Touchdown		
12/12 at Buf	11	73/5:36	Field Goal	14	89/8:14	Touchdown		
12/19 at Cin	5	88/1:53	Touchdown	10	91/6:15	Touchdown		
12/26 vs. BAL	11	67/5:01	Interception	16	80/8:26	Field Goal		
1/2 vs. PIT	12	88/5:59	Touchdown	13	77/7:42	Touchdown		

GAME-BY-GAME OFFENSIVE STATISTICS

OPP	1ST DOWNS				DOWN CONV.				RUSHING				PASS SK				TDS	FGS	FUM	PEN	PUNTS									
	T	R	PASS	PEN	3RD	4TH	YDS	PLAYS	NET	ATT	AVG	NET	YDS	GROSS	A	C						TD	INT	R	P	RET	M	A	NO	LOST
9/12 at TB	15	5	9	1	5-13	0-1	340	61	104	23	4.5	236	0-0	236	38	21	1	2	1	1	0	0	1	3	1	5	47	6	44.3	27-39
9/19 vs. KC	13	3	8	2	4-13	0-0	299	58	73	26	2.8	226	1-3	229	31	16	1	1	1	1	0	0	1	1	1	9	78	8	42.1	26-47
9/26 at Bal	18	7	9	2	4-11	0-0	304	55	173	29	6.0	131	2-10	141	24	18	1	0	1	1	0	1	1	0	8	60	6	49	29-52	
10/3 vs. CIN	21	8	10	3	6-14	0-0	295	66	116	35	3.3	179	1-5	184	30	18	1	1	1	1	0	3	3	1	0	7	44	4	46.8	30-46
10/10 vs. ATL	18	1	15	2	7-15	0-0	269	62	48	20	2.4	221	3-25	246	39	25	1	2	0	1	0	1	1	3	1	7	58	5	46.8	29-54
10/17 at Pit	17	2	14	1	6-13	0-0	327	60	69	22	3.2	258	5-23	281	33	23	1	2	0	1	0	1	1	2	1	3	41	5	40.8	28-04
10/24 at NO	12	7	3	2	2-11	1-1	210	46	125	28	4.5	85	1-2	87	17	10	0	0	1	0	2	3	3	1	0	4	30	4	42	24-26
11/7 vs. NE	22	12	10	0	7-13	1-1	404	63	230	44	5.2	174	0-0	174	19	14	0	0	4	0	2	2	2	1	1	4	28	3	35.7	38-08
11/14 vs. NYJ	19	6	11	2	4-12	0-0	303	59	107	25	4.3	196	3-9	205	31	18	1	0	1	1	0	2	2	2	2	4	52	5	45.8	27-36
11/21 at Jac	15	4	10	10	7-16	0-0	283	60	88	26	3.4	195	6-46	241	28	17	1	1	0	1	0	2	4	1	0	5	45	5	44	28-32
11/28 vs. CAR	26	10	12	4	4-11	0-1	379	70	152	32	4.8	227	2-18	245	36	24	0	2	3	0	1	1	3	1	1	5	46	3	36.3	31-44
12/5 at Mia	12	3	8	1	2-14	0-0	252	58	22	2.4	200	2-17	217	34	24	1	0	0	1	0	2	3	1	0	4	45	9	48.7	29-24	
12/12 at Buf	9	6	2	1	2-10	0-0	187	46	105	25	4.2	82	1-4	86	20	12	0	1	0	0	2	2	5	2	2	2	10	10	49.8	23-50
12/19 at Cin	14	1	12	1	2-8	0-0	278	43	59	14	4.2	219	4-24	243	25	19	2	0	0	2	0	1	1	1	0	3	25	5	37	21-57
12/26 vs. BAL	17	6	11	0	7-11	0-0	280	56	102	26	3.9	178	0-0	178	30	16	1	3	0	1	0	1	1	1	1	2	20	3	38.7	28-14
1/2 vs. PIT	17	6	10	1	6-17	3-3	225	64	43	17	2.5	182	4-28	210	43	21	1	3	0	1	0	1	1	2	0	6	46	3	43.7	26-46
TOTAL	265	87	154	33	75-202	5-7	4,635	927	1,646	414	4.0	2,989	35-224	3,203	478	296	13	18	13	13	2	23	28	29	11	78	675	78	43.9	27-55

RETURN OF THE MACK

With his 67-yard touchdown in the Pro Bowl following the 2010 season, offensive lineman Alex Mack became only the second offensive lineman since the 1970 AFL-NFL merger to score a touchdown in the Pro Bowl. He joins former offensive lineman Randall McDaniel, who caught a five-yard pass for the NFC in the Pro Bowl following the 1996 season.

GAME-BY-GAME DEFENSIVE STATISTICS

OPP	1ST DOWNS				DOWN CONV.			RUSHING				PASS				TDS		FGS	FUM	PEN	PUNTS									
	T	R	PASS	PEN	3RD	4TH	YDS	PLAYS	NET	ATT	AVG	NET	YDS	GROSS	A	C	TD	R	P	RET	M	A	NO	LOST	NO	YDS	NO	AVG	SPOTS	
9/12 at TB	13	3	9	1	7-17	0-1	288	61	119	30	4.0	169	3-13	182	28	17	2	1	0	2	0	1	1	1	6	55	7	41.1	32-21	
9/19 vs. KC	16	5	10	1	5-15	1-1	312	68	140	39	3.6	172	1-4	176	28	16	0	1	0	1	3	3	0	0	4	30	6	41.5	33-13	
9/26 at Bal	19	2	16	1	6-12	0-0	365	59	109	27	4.0	256	0-0	256	32	23	0	0	3	0	1	2	0	0	8	60	3	48.7	30-08	
10/3 vs. CIN	21	3	16	2	5-11	0-0	413	58	67	18	3.7	346	4-25	371	36	25	2	0	0	2	0	2	3	2	2	8	79	3	38.7	29-14
10/10 vs. ATL	17	6	9	2	6-15	0-0	338	61	165	31	5.3	173	2-14	187	28	16	1	0	0	1	2	3	1	1	6	60	4	43.3	30-06	
10/17 at Pit	22	8	13	1	7-14	0-0	378	62	121	35	3.5	257	0-0	257	27	16	3	1	1	3	0	0	1	0	4	25	6	42.8	31-56	
10/24 at NO	25	2	21	2	5-15	3-3	394	77	58	18	3.2	336	3-20	356	56	37	2	4	0	2	0	1	2	0	9	78	4	51	35-34	
11/7 vs. NE	19	3	15	1	3-11	2-2	283	59	68	20	3.4	215	1-9	224	38	19	2	1	0	2	0	0	0	2	2	3	20	5	41.4	21-52
11/14 vs. NYJ	28	12	14	2	11-21	1-1	456	91	172	45	3.8	284	2-15	299	44	27	2	1	2	0	2	5	0	0	9	70	3	38.7	47-08	
11/21 at Jac	21	11	11	2	4-11	2-2	370	67	144	28	5.1	226	4-28	254	35	20	2	4	1	2	0	1	2	2	2	10	2	33.5	31-28	
11/28 vs. CAR	16	5	10	1	7-15	0-0	326	58	151	27	5.6	175	3-20	195	28	16	0	1	1	0	1	3	5	0	8	68	4	47.3	28-16	
12/5 at Mia	17	6	9	2	4-14	0-0	281	65	114	32	3.6	167	1-7	174	32	16	1	3	0	1	0	1	2	1	0	4	37	7	49.7	30-36
12/12 at Buf	19	9	10	0	5-14	1-2	323	67	192	42	4.6	131	2-11	142	23	14	1	0	0	1	0	2	2	2	2	6	44	4	43.5	36-10
12/19 at Cin	22	12	9	1	6-13	0-1	397	68	188	45	4.2	209	0-0	209	23	14	0	0	1	0	4	4	0	0	6	55	1	34	38-03	
12/26 vs. BAL	15	9	6	0	7-13	0-1	258	58	161	38	4.2	97	1-5	102	19	12	2	1	0	2	0	2	2	2	0	1	5	3	45.7	31-46
1/2 vs. PIT	24	6	17	1	8-13	1-1	418	62	100	30	3.3	318	2-7	325	30	21	2	0	2	0	2	2	0	0	3	25	2	56	33-14	
TOTAL	317	102	195	20	96-224	11-15	5,600	1,041	2,069	505	4.1	3,531	29-179	3,709	507	309	25	18	7	25	3	27	36	16	9	85	741	64	44	32-05

2010 NUMBERS IN THE RED ZONE

at Tampa Bay Buccaneers (9/12)

ATTEMPTS IN THE RED ZONE												
	1st	2nd	3rd	4th	Total	TDs	FGs	Pts.	Turn.			
Offense	0	1	1	0	2	1	0	7	1			
Defense	0	1	0	2	3	1	0	7	2			

vs. Kansas City Chiefs (9/19)

ATTEMPTS IN THE RED ZONE												
	1st	2nd	3rd	4th	Total	TDs	FGs	Pts.	Turn.			
Offense	0	1	0	0	1	1	0	7	0			
Defense	1	0	1	1	3	0	3	9	0			

at Baltimore Ravens (9/26)

ATTEMPTS IN THE RED ZONE												
	1st	2nd	3rd	4th	Total	TDs	FGs	Pts.	Turn.			
Offense	1	1	0	1	3	2	1	17	0			
Defense	1	1	0	0	2	2	0	14	0			

vs. Cincinnati Bengals (10/3)

ATTEMPTS IN THE RED ZONE												
	1st	2nd	3rd	4th	Total	TDs	FGs	Pts.	Turn.			
Offense	1	1	2	0	4	1	3	16	0			
Defense	0	1	1	1	3	1	2	13	0			

vs. Atlanta Falcons (10/10)

ATTEMPTS IN THE RED ZONE												
	1st	2nd	3rd	4th	Total	TDs	FGs	Pts.	Turn.			
Offense	0	1	1	1	3	1	1	10	1			
Defense	0	3	0	0	3	0	2	6	1			

at Pittsburgh Steelers (10/17)

ATTEMPTS IN THE RED ZONE												
	1st	2nd	3rd	4th	Total	TDs	FGs	Pts.	Turn.			
Offense	0	0	0	1	1	1	0	7	0			
Defense	1	0	1	2	4	3	0	21	1			

at New Orleans Saints (10/24)

ATTEMPTS IN THE RED ZONE												
	1st	2nd	3rd	4th	Total	TDs	FGs	Pts.	Turn.			
Offense	2	1	0	1	4	1	3	16	0			
Defense	0	2	0	2	4	2	1	17	1			

vs. New England Patriots (11/7)

ATTEMPTS IN THE RED ZONE												
	1st	2nd	3rd	4th	Total	TDs	FGs	Pts.	Turn.			
Offense	1	1	1	1	4	3	1	24	0			
Defense	0	2	0	1	3	2	0	14	1			

vs. New York Jets (11/14)

ATTEMPTS IN THE RED ZONE												
	1st	2nd	3rd	4th	OT	Total	TDs	FGs	Pts.	Turn.		
Offense	2	1	0	1	0	4	2	2	20	0		
Defense	1	1	1	1	0	4	1	2	17	1		

at Jacksonville Jaguars (11/21)

ATTEMPTS IN THE RED ZONE												
	1st	2nd	3rd	4th	Total	TDs	FGs	Pts.	Turn.			
Offense	0	1	1	1	3	1	2	13	0			
Defense	0	1	0	2	3	3	0	21	0			

vs. Carolina Panthers (11/28)

ATTEMPTS IN THE RED ZONE												
	1st	2nd	3rd	4th	Total	TDs	FGs	Pts.	Turn.			
Offense	2	2	0	0	4	3	0	21	1			
Defense	0	0	0	0	0	0	0	0	0			

at Miami Dolphins (12/5)

ATTEMPTS IN THE RED ZONE												
	1st	2nd	3rd	4th	Total	TDs	FGs	Pts.	Turn.			
Offense	0	1	1	1	3	1	2	13	0			
Defense	0	0	0	1	1	1	0	7	0			

at Buffalo Bills (12/12)

ATTEMPTS IN THE RED ZONE												
	1st	2nd	3rd	4th	Total	TDs	FGs	Pts.	Turn.			
Offense	1	1	0	0	2	0	2	6	0			
Defense	0	2	0	2	4	1	2	13	0			

at Cincinnati Bengals (12/19)

ATTEMPTS IN THE RED ZONE												
	1st	2nd	3rd	4th	Total	TDs	FGs	Pts.	Turn.			
Offense	0	0	0	1	1	0	1	3	0			
Defense	0	2	1	1	4	1	3	16	0			

vs. Baltimore Ravens (12/26)

ATTEMPTS IN THE RED ZONE												
	1st	2nd	3rd	4th	Total	TDs	FGs	Pts.	Turn.			
Offense	0	1	0	0	1	0	1	3	0			
Defense	0	2	0	0	2	1	1	10	0			

vs. Pittsburgh Steelers (1/2/11)

ATTEMPTS IN THE RED ZONE												
	1st	2nd	3rd	4th	Total	TDs	FGs	Pts.	Turn.			
Offense	0	1	0	1	2	1	1	10	0			
Defense	1	2	1	1	5	4	1	31	0			

2010 TEAM SUPERLATIVES

MOST POINTS

Browns:	34 (11/7 vs. New England)
Opponent:	41 (1/2/11 vs. Pittsburgh)

MOST POINTS, QUARTER

Browns:	14, two times, most recently: First (11/28 vs. Carolina)
Opponent:	17, Second (1/2/11 vs. Pittsburgh)

MOST POINTS, HALF

Browns:	21, First (11/28 vs. Carolina)
Opponent:	31, First (1/2/11 vs. Pittsburgh)

MOST FIRST DOWNS

Browns:	26 (11/28 vs. Carolina)
Opponent:	28 (11/14 vs. New York Jets)

MOST YARDS RUSHING (NET)

Browns:	230 (11/7 vs. New England)
Opponent:	192 (12/12 at Buffalo)

MOST RUSHING ATTEMPTS

Browns:	44 (11/7 vs. New England)
Opponent:	45 (12/19 at Cincinnati)

MOST PASSING YARDS (NET)

Browns:	258 (10/17 at Pittsburgh)
Opponent:	346 (10/3 vs. Cincinnati)

MOST PASSING ATTEMPTS

Browns:	43 (1/2/11 vs. Pittsburgh)
Opponent:	56 (10/24 at New Orleans)

MOST PASSING COMPLETIONS

Browns:	25 (10/10 vs. Atlanta)
Opponent:	37 (10/24 at New Orleans)

MOST SACKS (BY DEFENSE)

Browns:	4.0, two times, most recently: (11/21 at Jacksonville)
Opponent:	6.0 (11/21 at Jacksonville)

MOST TOTAL NET YARDS

Browns:	404 (11/7 vs. New England)
Opponent:	456 (11/14 vs. New York Jets)

MOST PENALTIES (NO. - YARDS)

Browns:	9 - 78 (9/19 vs. Kansas City)
Opponent:	9 - 70 (11/14 vs. New York Jets)

MOST TIME OF POSSESSION

Browns:	38:08 (11/7 vs. New England)
Opponent:	47:08 (11/14 vs. New York Jets)

FEWEST POINTS

Browns:	6 (12/12 at Buffalo)
Opponent:	10 (12/5 at Miami)

FEWEST POINTS, HALF

Browns:	0, four times, most recently: Second (12/26 vs. Baltimore)
Opponent:	3, three times, most recently: Second (12/12 at Buffalo)

FEWEST FIRST DOWNS

Browns:	9 (12/12 at Buffalo)
Opponent:	13 (9/12 at Tampa Bay)

FEWEST YARDS RUSHING (NET)

Browns:	43 (1/2/11 vs. Pittsburgh)
Opponent:	58 (10/24 at New Orleans)

FEWEST RUSHING ATTEMPTS

Browns:	14 (12/19 at Cincinnati)
Opponent:	18, two times, most recently: (10/24 at New Orleans)

FEWEST PASSING YARDS (NET)

Browns:	82 (12/12 at Buffalo)
Opponent:	97 (12/26 vs. Baltimore)

FEWEST PASSING ATTEMPTS

Browns:	16 (10/24 at New Orleans)
Opponent:	23 two times, most recently: (12/19 at Cincinnati)

FEWEST COMPLETIONS

Browns:	9 (10/24 at New Orleans)
Opponent:	12 (12/26 vs. Baltimore)

FEWEST SACKS (BY DEFENSE)

Browns:	0.0, three times, most recently: (12/19 at Cincinnati)
Opponent:	0.0, three times, most recently: (12/26 vs. Baltimore)

FEWEST TOTAL NET YARDS

Browns:	187 (12/12 at Buffalo)
Opponent:	281 (12/5 at Miami)

FEWEST PENALTIES (NO. - YARDS)

Browns:	2 - 10, two times, most recently: (12/26 vs. Baltimore)
Opponent:	1 - 5 (12/26 vs. Baltimore)

LEAST TIME OF POSSESSION

Browns:	21:57 (12/19 at Cincinnati)
Opponent:	21:52 (11/7 vs. New England)

2010 INDIVIDUAL SINGLE-GAME HIGHS

MOST YARDS RUSHING

Browns:	184, Peyton Hillis (11/7 vs. New England)
Opponent:	150, Cedric Benson (12/19 at Cincinnati)

MOST RUSHING ATTEMPTS

Browns:	29, Peyton Hillis (11/7 vs. New England)
Opponent:	31, Cedric Benson (12/19 at Cincinnati)

MOST RUSHING TOUCHDOWNS

Browns:	3, Peyton Hillis (11/28 vs. Carolina)
Opponent:	2, Rashard Mendenhall (1/2/11 vs. Pittsburgh)

LONGEST RUSH

Browns:	68, Reggie Hodges (10/24 at New Orleans)
Opponent:	55, Michael Turner (10/10 vs. Atlanta)

MOST YARDS PASSING

Browns:	281, Colt McCoy (10/17 at Pittsburgh)
Opponent:	371, Carson Palmer (10/3 vs. Cincinnati)

MOST PASSING ATTEMPTS

Browns:	41, Colt McCoy (1/2/11 vs. Pittsburgh)
Opponent:	56, Drew Brees (10/24 at New Orleans)

MOST PASSING COMPLETIONS

Browns:	24, two times, most recently: Jake Delhomme (12/5 at Miami)
Opponent:	37, Drew Brees (10/24 at New Orleans)

HIGHEST COMP. PERCENTAGE (MIN. 15 ATT.)

Browns:	76.0%, Colt McCoy (12/19 at Cincinnati)
Opponent:	71.0%, Joe Flacco (9/26 at Baltimore)

MOST TOUCHDOWN PASSES

Browns:	2, Colt McCoy (12/19 at Cincinnati)
Opponent:	3, two times, most recently: Ben Roethlisberger (10/17 at Pittsburgh)

MOST RECEPTIONS

Browns:	10, Benjamin Watson (12/5 at Miami)
Opponent:	10, two times, most recently: Marques Colston (10/24 at New Orleans)

MOST RECEIVING YARDS

Browns:	100, Benjamin Watson (12/5 at Miami)
Opponent:	222, Terrell Owens (10/3 vs. Cincinnati)

LONGEST RECEPTION

Browns:	65, Josh Cribbs (9/19 vs. Kansas City)
Opponent:	78, Terrell Owens (10/3 vs. Cincinnati)

MOST TOUCHDOWN RECEPTIONS

Browns:	1, thirteen times, most recently: Brian Robiskie (1/2/11 vs. Pittsburgh)
Opponent:	3, Anquan Boldin (9/26 at Baltimore)

MOST POINTS

Browns:	18, Peyton Hillis (11/28 vs. Carolina)
Opponent:	18, Anquan Boldin (9/26 at Baltimore)

MOST SACKS

Browns:	2.0, two times, most recently: Abram Elam (11/28 vs. Carolina)
Opponent:	2.0, four times, most recently: Carlos Dunlap (12/19 at Cincinnati)

MOST INTERCEPTIONS

Browns:	2, two times, most recently: T.J. Ward (11/21 at Jacksonville)
Opponent:	2, Ed Reed (12/26 vs. Baltimore)

1

TAMPA BAY BUCCANEERS 17, CLEVELAND BROWNS 14

SEPTEMBER 12, 2010 • RAYMOND JAMES STADIUM •
ATTENDANCE: 47,271

Team	1	2	3	4	Final
Cleveland	7	7	0	4	14
Tampa Bay	3	7	0	7	17

SCORING SUMMARY

Team	Q	Time	Play
Browns	1	2:48	M. Massaquoi 41 yd. pass from J. Delhomme (P. Dawson kick) (6-61, 2:15)
Bucs	1	0:50	C. Barth 49 yd. Field Goal (5-49, 1:58)
Browns	2	5:35	P. Hillis 10 yd. run (P. Dawson kick) (5-63, 3:09)
Bucs	2	0:18	M. Williams 3 yd. pass from J. Freeman (C. Barth kick) (1-3, 0:08)
Bucs	4	6:45	M. Spurlock 33 yd. pass from J. Freeman (C. Barth kick) (6-47, 1:52)

TEAM STATISTICS

	CLE	TB
FIRST DOWNS:	15	13
TIME OF POSSESSION:	27:39	32:21
TOTAL NET YARDS: (Ru/Pa):	340 (104/236)	288 (119/169)
SACKS/YARDS:	3/13	0/0
PUNTS/AVERAGE:	6/44.3	7/41.1
PENALTIES/YARDS:	5/47	6/55
FUMBLES/LOST:	3/1	1/1

INDIVIDUAL STATISTICS

PASSING:

CLE: J. Delhomme 20-37-227 (TD, 2 INT), J. Cribbs 1-1-9
TB: J. Freeman 17-28-182 (2 TD, INT)

RUSHING:

CLE: J. Harrison 9-52, P. Hillis 9-41 (TD), J. Cribbs 3-11, J. Delhomme 1-1, B. Watson 1-(-1)
TB: C. Williams 22-75, J. Freeman 2-34, E. Graham 6-10

RECEIVING:

CLE: C. Stuckey 4-30, P. Hillis 4-24, E. Moore 3-87, B. Watson 3-16, M. Massaquoi 2-46 (TD), J. Cribbs 2-11, S. Wallace 1-9, J. Harrison 1-7, B. Robiskie 1-6
TB: M. Williams 5-30 (TD), K. Winslow 4-32, M. Spurlock 2-49 (TD), S. Strughter 2-32, C. Williams 2-23, J. Stevens 1-8, E. Graham 1-8

INTERCEPTIONS:

CLE: M. Adams 1-26
TB: R. Barber 1-64, E. Biggers 1-0

SACKS:

CLE: M. Benard 1.5-5, J. Trusnik 1-6, S. Fujita 0.5-2
TB: None

PUNTING:

CLE: R. Hodges 6-266 (44.3)
TB: C. Bryan 7-288 (41.1)

PUNT RETURNS:

CLE: J. Cribbs 3-29 (9.7)
TB: M. Spurlock 4-24 (6.0)

KICKOFF RETURNS:

CLE: J. Cribbs 3-46 (15.3), M. Benard 1-11 (11.0)
TB: M. Spurlock 2-50

MISSED FIELD GOALS:

CLE: 6/2WR
TB: None

KEY GAME NOTES

- Quarterback Jake Delhomme became the 89th player in NFL history to surpass 20,000 career passing yards. He surpassed the mark on a 49-yard completion to tight end Evan Moore in the third quarter.

- With both Joe Haden and T.J. Ward in the starting line up on defense, it marked the first time the club had two rookie defensive backs start a season opener dating back to 1970. Ward's start marked the first Browns rookie to start a season opener at safety since Brian Washington in 1988. Ward went on to lead the team with 10 tackles, forced one fumble and made one tackle on special teams.

2

KANSAS CITY CHIEFS 16, CLEVELAND BROWNS 14

SEPTEMBER 19, 2010 • CLEVELAND BROWNS STADIUM •
ATTENDANCE: 65,377

Team	1	2	3	4	Final
Kansas City	3	7	3	3	16
Cleveland	0	14	0	0	14

SCORING SUMMARY

Team	Q	Time	Play
Chiefs	1	8:43	R. Succop 35 yd. Field Goal (4-6, 0:36)
Browns	2	12:31	P. Hillis 1 yd. run (P. Dawson kick) (10-98, 5:06)
Chiefs	2	10:02	B. Flowers 33 yd interception return (R. Succop kick)
Browns	2	8:43	J. Cribbs 65 yd. pass from S. Wallace (P. Dawson kick) (3-74, 1:19)
Chiefs	3	8:45	R. Succop 26 yd. Field Goal (11-63, 6:15)
Chiefs	4	7:41	R. Succop 23 yd. Field Goal (14-68, 6:31)

TEAM STATISTICS

	KC	CLE
FIRST DOWNS:	16	13
TIME OF POSSESSION:	33:13	26:47
TOTAL NET YARDS: (Ru/Pa):	312 (140/172)	299 (73/226)
SACKS/YARDS:	1/3	1/4
PUNTS/AVERAGE:	6/41.5	8/42.1
PENALTIES/YARDS:	4/30	9/78
FUMBLES/LOST:	0/0	1/1

INDIVIDUAL STATISTICS

PASSING:

CLE: S. Wallace 16-31-229 (TD, INT)
KC: M. Cassel 16-28-176 (2 INT)

RUSHING:

CLE: P. Hillis 8-35 (TD), J. Harrison 16-33, S. Wallace 1-4, J. Cribbs 1-1
KC: T. Jones 22-83, J. Charles 11-49, M. Cassel 4-5, D. McCluster 1-3, T. Castille 1-0

RECEIVING:

CLE: B. Watson 4-62, J. Cribbs 3-74 (TD), J. Harrison 3-35, P. Hillis 3-26, B. Robiskie 1-12, C. Stuckey 1-11, M. Massaquoi 1-9
KC: T. Moeaki 5-58, D. Bowe 4-45, C. Chambers 3-33, T. Castille 2-8, J. Charles 1-27, T. Jones 1-5

INTERCEPTIONS:

CLE: A. Rubin 1-1, S. Brown 1-0
KC: B. Flowers 1-33 (TD)

SACKS:

CLE: M. Benard 1-4
KC: W. Gilberry 1-3

PUNTING:

CLE: R. Hodges 8-337 (42.1)
KC: D. Colquitt 6-249 (41.5)

PUNT RETURNS:

CLE: J. Cribbs 1-5 (6.0)
KC: J. Arenas 4-6 (1.5)

KICKOFF RETURNS:

CLE: J. Harrison 2-17 (8.5), J. Cribbs 1-19 (19.0), J. Davis 1-11 (11.0), L. Vickers 1-3 (3.0)
KC: D. McCluster 2-39 (19.5), J. Arenas 1-19 (19.0)

MISSED FIELD GOALS:

CLE: 4/2WL
KC: None

KEY GAME NOTES

- Quarterback Seneca Wallace became the 15th different quarterback to start for the Browns since 1999.

- Wide receiver Joshua Cribbs set a career-high with 74 receiving yards on three receptions. Cribbs hauled in a career-long 65 yard touchdown pass in the second quarter, the third receiving score of his career.

- Defensive back Sheldon Brown recorded his 20th career interception. With that interception, he recorded at least one every year of his career which began in 2002.

- Defensive lineman Ahtyba Rubin recorded the first interception by a Browns defensive lineman since Kenard Lang picked off a Matt Hasselbeck pass at Seattle on November 30, 2003.

3

BALTIMORE RAVENS 24, CLEVELAND BROWNS 17

SEPTEMBER 26, 2010 • M&T BANK STADIUM •
ATTENDANCE: 71,119

Team	1	2	3	4	Final
Cleveland	3	7	0	7	17
Baltimore	7	7	0	10	24

SCORING SUMMARY

Team	Q	Time	Play
Browns	1	6:14	P. Dawson 38 yd. Field Goal (12-57, 6:36)
Ravens	1	1:29	A. Boldin 8 yd. pass from J. Flacco (B. Cundiff kick) (10-85, 4:45)
Ravens	2	5:59	A. Boldin 12 yd. run (P. Dawson kick) (11-83, 5:46)
Browns	2	0:13	P. Hillis 1 yd. run (P. Dawson kick) (11-83, 5:46)
Browns	4	14:54	B. Watson 1 yd. pass from S. Wallace (P. Dawson kick) (6-86, 1:51)
Ravens	4	9:13	A. Boldin 27 yd. pass from J. Flacco (B. Cundiff kick) (10-69, 5:41)
Ravens	4	5:29	B. Cundiff 49 yd. Field Goal (6-11, 2:10)

TEAM STATISTICS

	CLE	BAL
FIRST DOWNS:	18	30:08
TIME OF POSSESSION:	29:52	30:08
TOTAL NET YARDS: (Ru/Pa):	304 (173/131)	365 (109/256)
SACKS/YARDS:	0/0	2/10
PUNTS/AVERAGE:	6/49.0	3/48.7
PENALTIES/YARDS:	8/60	8/60
FUMBLES/LOST:	1/0	0/0

INDIVIDUAL STATISTICS

PASSING:

CLE: S. Wallace 18-24-141 (TD)
BAL: J. Flacco 22-31-262 (3 TD), A. Boldin 1-1(-6)

RUSHING:

CLE: P. Hillis 22-144 (TD), J. Cribbs 2-20, J. Davis 4-9, S. Wallace 1-0
BAL: R. Rice 15-80, W. McGahee 7-29, L. McLain 1-4, J. Flacco 4(-4)

RECEIVING:

CLE: P. Hillis 7-36, J. Cribbs 5-58, B. Watson 5-47 (TD), L. Vickers 1-0
BAL: A. Boldin 8-142 (3 TD), T. Heap 4-46, D. Mason 4-30, R. Rice 4-16, L. McLain 2-18, T. Houshmandzadeh 1-4

INTERCEPTIONS:

CLE: None
BAL: None

SACKS:

CLE: None
BAL: D. Landry 1-10, T. Suggs 1-0

PUNTING:

CLE: R. Hodges 6-294 (49.0)
BAL: S. Koch 3-146 (48.7)

PUNT RETURNS:

CLE: J. Cribbs 1-0 (0.0)
BAL: T. Zbikowski 2-25 (12.5), C. Carr 1(-1) (-1.0)

KICKOFF RETURNS:

CLE: J. Cribbs 2-47 (23.5)
BAL: J. Parmele 4-85 (21.3)

MISSED FIELD GOALS:

CLE: None
BAL: 5/1W

KEY GAME NOTES

- Running back Peyton Hillis totaled a career-high 144 rushing yards with one touchdown and added seven receptions for 36 yards. His seven receptions tied a personal-best, a figure he first achieved on November 2, 2008 against Miami as a member of the Denver Broncos.

- Hillis became the first Brown to reach the 100-yard rushing plateau against the Ravens. He became just the fourth back to rush for more than 100-yards against the Ravens in their last 54 games and the sixth in their last 71.

4

CLEVELAND BROWNS 23, CINCINNATI BENGALS 20

OCTOBER 3, 2010 • CLEVELAND BROWNS STADIUM •
ATTENDANCE: 66,731

Team	1	2	3	4	Final
Cincinnati	0	10	3	7	20
Cleveland	3	10	10	0	23

SCORING SUMMARY

Team	Q	Time	Play
Browns	1	2:28	P. Dawson 30 yd. Field Goal (9-39, 3:20)
Browns	2	11:04	E. Moore 24 yd. pass from S. Wallace (P. Dawson kick) (8-87, 4:45)
Bengals	2	7:16	M. Nugent 24 yd. Field Goal (8-61, 3:48)
Bengals	2	3:30	T. Owens 78 yd. pass from C. Palmer (M. Nugent kick) (2-75, 0:59)
Browns	2	0:00	P. Dawson 31 yd. Field Goal (8-53, 1:31)
Browns	3	8:54	P. Hillis 1 yd. run (P. Dawson kick) (11-64, 6:06)
Browns	3	6:32	P. Dawson 22 yd. Field Goal (4-8, 1:32)
Bengals	3	1:14	M. Nugent 25 yd. Field Goal (10-76, 5:18)
Bengals	4	10:44	B. Leonard 3 yd. pass from C. Palmer (M. Nugent kick) (9-80, 4:05)

TEAM STATISTICS

	CIN	CLE
FIRST DOWNS:	21	21
TIME OF POSSESSION:	29:14	30:46
TOTAL NET YARDS: (Ru/Pa):	413 (67/346)	295 (116/179)
SACKS/YARDS:	1/5	4/25
PUNTS/AVERAGE:	3/38.7	4/46.8
PENALTIES/YARDS:	8/79	7/44
FUMBLES/LOST:	2/2	1/0

INDIVIDUAL STATISTICS

PASSING:

CLE: S. Wallace 18-30-184 (TD, INT)
CIN: C. Palmer 25-36-371 (2 TD)

RUSHING:

CLE: P. Hillis 27-102 (TD), J. Cribbs 3-9, S. Wallace 5-5
CIN: C. Benson 15-60, B. Scott 2-7, C. Palmer 1-0

RECEIVING:

CLE: B. Watson 6-60, C. Stuckey 5-56, J. Cribbs 2-24, P. Hillis 2-8, E. Moore 1-24 (TD), S. Aiken 1-7, M. Massaquoi 1-5
CIN: T. Owens 10-222 (TD), J. Gresham 5-35, C. Ochocinco 3-59, A. Caldwell 3-15, J. Shipley 2-29, B. Leonard 2-11 (TD)

INTERCEPTIONS:

CLE: None
CIN: L. Hall 1(-3)

SACKS:

CLE: M. Roth 2-10, S. Fujita 1-13, K. Coleman 1-2
CIN: K. Rivers 1-5

PUNTING:

CLE: R. Hodges 4-187 (46.8)
CIN: K. Huber 3-116 (38.7)

PUNT RETURNS:

CLE: None
CIN: Q. Cosby 2-6 (3.0), A. Jones 1(-4) (-4.0)

KICKOFF RETURNS:

CLE: J. Cribbs 5-107 (21.4)
CIN: B. Scott 3-30 (10.0), A. Jones 1-9 (9.0), R. Kelly 1-8 (8.0)

MISSED FIELD GOALS:

CLE: None
CIN: 4/8B

KEY GAME NOTES

- Running back Peyton Hillis totaled 102 rushing yards on 27 carries with one touchdown, marking his second consecutive 100-yard performance and third of his career. Hillis became the first Browns player to record a rushing touchdown in four consecutive games since Greg Pruitt did it in five straight games in 1975.

- With the win, the Browns improved to 22-15 at home all-time against the Bengals and 36-38 all-time. Cleveland picked up its first win against Cincinnati since a 20-12 decision on September 20, 2008, snapping a three-game losing streak.

- Wide receiver Joshua Cribbs passed Tyrone Hughes (8,410) for 12th place on the NFL all-time total return yards list with 107 today. Cribbs now has 8,443 career total return yards.

5

ATLANTA FALCONS 20, CLEVELAND BROWNS 10

OCTOBER 10, 2010 • CLEVELAND BROWNS STADIUM •
ATTENDANCE: 65,290

Team	1	2	3	4	Final
Allianta	0	6	7	7	20
Cleveland	0	7	3	0	10

SCORING SUMMARY

Team	Q	Time	Play
Falcons	2	14:49	M. Bryant 24 yd. Field Goal (12-66, 4:21)
Browns	2	12:19	P. Hillis 19 yd. pass from S. Wallace (P. Dawson kick) (5-56, 2:30)
Falcons	2	5:00	M. Bryant 30 yd. Field Goal (14-70, 7:19)
Browns	3	9:57	P. Dawson 19 yd. Field Goal (6-22, 3:07)
Falcons	3	7:57	R. White 45 yd. pass from M. Ryan (M. Bryant kick) (4-68, 2:00)
Falcons	4	4:01	K. Biermann 31 yd. interception return (M. Bryant kick)

TEAM STATISTICS

	ATL	CLE
FIRST DOWNS:	17	18
TIME OF POSSESSION:	30:06	29:54
TOTAL NET YARDS: (Ru/Pa):	338 (165/173)	269 (48/221)
SACKS/YARDS:	3/25	2/14
PUNTS/AVERAGE:	4/43.3	5/46.8
PENALTIES/YARDS:	6/60	7/58
FUMBLES/LOST:	1/1	3/1

INDIVIDUAL STATISTICS

PASSING:

CLE: S. Wallace 11-15-139 (TD), J. Delhomme 13-23-97 (2 INT),
J. Cribbs 1-1-10
ATL: M. Ryan 16-28-187 (TD)

RUSHING:

CLE: P. Hillis 10-28, J. Cribbs 2-11, J. Harrison 6-6, L. Vickers 1-3,
J. Delhomme 1-0
ATL: M. Turner 19-140, J. Snelling 6-18, M. Ryan 5-5, O. Mughelli 1-2

RECEIVING:

CLE: M. Massaquoi 5-55, C. Stuckey 5-54, B. Watson 5-45, P. Hillis 4-49 (TD),
R. Royal 2-13, L. Vickers 1-10, J. Cribbs 1-8, E. Moore 1-7, B. Robiskie 1-5
ATL: R. White 5-101 (TD), T. Gonzalez 5-41, H. Douglas 2-17,
J. Snelling 2-2, J. Peelle 1-15, M. Palmer 1-11

INTERCEPTIONS:

CLE: None
ATL: K. Biermann 1-31 (TD), S. Nicholas 1-0

SACKS:

CLE: S. Fujita 1-9, M. Benard 1-5
ATL: J. Abraham 2-15, J. Anderson 1-10

PUNTING:

CLE: R. Hodges 5-234 (46.8)
ATL: M. Koenen 4-173 (43.3)

PUNT RETURNS:

CLE: J. Cribbs 1-3 (3.0)
ATL: E. Weems 1-8 (8.0)

KICKOFF RETURNS:

CLE: J. Cribbs 3-64 (21.3), J. Harrison 2-15 (7.5)
ATL: E. Weems 3-66 (22.0)

MISSED FIELD GOALS:

CLE: None
ATL: 3/0B

KEY GAME NOTES

- Kicker Phil Dawson moved into a tie with Hall of Famer Lou Groza for first place on the Browns' all-time career field goals made list with 234 following his 19-yard third quarter field goal.
- With 64 kickoff return yards wide receiver Joshua Cribbs passed Kevin Williams for eighth place on the NFL all-time career kickoff return yards list.
- Running back Peyton Hillis became the first Browns player to record a touchdown in five consecutive games since Earnest Byner did it in six straight in 1985.

6

PITTSBURGH STEELERS 28, CLEVELAND BROWNS 10

OCTOBER 17, 2010 • HEINZ FIELD •
ATTENDANCE: 65,168

Team	1	2	3	4	Final
Cleveland	3	0	0	7	10
Pittsburgh	0	7	7	14	28

SCORING SUMMARY

Team	Q	Time	Play
Browns	1	1:51	P. Dawson 39 yd. Field Goal (7-14, 4:16)
Steelers	2	10:40	M. Wallace 29 yd. pass from B. Roethlisberger (J. Reed kick) (11-81, 6:11)
Steelers	3	3:13	H. Ward 8 yd. pass from B. Roethlisberger (J. Reed kick) (5-96, 1:59)
Steelers	4	5:50	R. Mendenhall 2 yd. run (J. Reed kick) (4-13, 2:00)
Browns	4	4:09	B. Watson 12 yd. pass from C. McCoy (P. Dawson kick) (6-70, 1:41)
Steelers	4	1:25	H. Miller 14 yd. pass from B. Roethlisberger (J. Reed kick) (3-18, 0:17)

TEAM STATISTICS

	CLE	PIT
FIRST DOWNS:	17	22
TIME OF POSSESSION:	28:04	31:56
TOTAL NET YARDS: (Ru/Pa):	327 (69/258)	378 (121/257)
SACKS/YARDS:	0/0	6/23
PUNTS/AVERAGE:	5/40.8	6/42.8
PENALTIES/YARDS:	3/41	4/25
FUMBLES/LOST:	2/1	1/0

INDIVIDUAL STATISTICS

PASSING:

CLE: C. McCoy 23-33-281 (TD, 2 INT)
PIT: B. Roethlisberger 16-27-257 (3 TD) (INT)

RUSHING:

CLE: P. Hillis 12-41, C. McCoy 4-22, M. Bell 2-3, J. Cribbs 2-1, C. Stuckey 1-2
PIT: R. Mendenhall 27-84 (TD), I. Redman 6-31, B. Roethlisberger 1-5,
M. Moore 1-1

RECEIVING:

CLE: B. Watson 6-88 (TD), P. Hillis 6-49, E. Moore 4-84, C. Stuckey 4-46,
B. Robiskie 2-13, L. Vickers 1-1
PIT: H. Ward 5-54 (TD), M. Wallace 3-90 (TD), R. Mendenhall 3-15,
H. Miller 2-50 (TD), E. Sanders 2-37, A. Randle El 1-11

INTERCEPTIONS:

CLE: J. Haden 1-62
PIT: R. Clark 1-11, L. Timmons 1-5

SACKS:

CLE: None
PIT: L. Timmons 2-10, J. Harrison 2-0-2, L. Woodley 1.5-9, N. Eason 0.5-2

PUNTING:

CLE: R. Hodges 5-204 (40.8)
PIT: D. Sepulveda 6-257 (42.8)

PUNT RETURNS:

CLE: C. Stuckey 1-0 (0.0)
PIT: A. Randle El 1-0 (0.0)

KICKOFF RETURNS:

CLE: J. Haden 2-45 (22.5), J. Cribbs 1-26 (26.0), L. Vickers 1-10 (10.0)
PIT: E. Sanders 2-38 (19.0)

MISSED FIELD GOALS:

CLE: None
PIT: None

KEY GAME NOTES

- Kicker Phil Dawson passed Hall of Famer Lou Groza (234) for first place on the Browns' all-time career field goals made list with 235 following his 39-yard first quarter field goal.
- Quarterback Colt McCoy finished 23-of-33 passing for 281 yards with one touchdown and two interceptions. His 281 passing yards were the second-most ever by a Browns rookie quarterback, trailing only Eric Zeler's 310 at Cincinnati on October 29, 1995. It is also the most by a Browns quarterback in his starting debut since Kelly Holcomb's 326 against Kansas City on September 8, 2002.
- Defensive back Joe Haden recorded his first interception on a third and four play from the Cleveland 14 yard line and returned it 62 yards.
- Punter Reggie Hodges tied a career-high with four punts inside the 20 yard line.

7

CLEVELAND BROWNS 30,
NEW ORLEANS SAINTS 17
OCTOBER 24, 2010 • LOUISIANA SUPERDOME •
ATTENDANCE: 70,077

Team	1	2	3	4	Final
Cleveland	10	2	0	4	30
New Orleans	0	3	0	14	17

SCORING SUMMARY

Team	Q	Time	Play
Browns	1	10:25	P. Dawson 23 yd. Field Goal (6-14, 2:43)
Browns	1	6:48	P. Hillis 4 yd. run (P. Dawson kick) (4-56, 1:32)
Saints	2	5:32	G. Hartley 32 yd. Field Goal (10-44, 4:21)
Browns	2	2:18	P. Dawson 21 yd. Field Goal (8-75, 3:14)
Browns	2	1:49	D. Bowers 30 yd. interception return (P. Dawson kick)
Saints	4	13:29	D. Thomas 11 yd. pass from D. Brees (G. Hartley kick) (14-89, 8:33)
Browns	4	5:55	P. Dawson 48 yd. Field Goal (13-50, 7:34)
Browns	4	3:33	D. Bowers 64 yd. interception return (P. Dawson kick)
Saints	4	1:38	M. Colston 8 yd. pass from D. Brees (G. Hartley kick) (11-76, 1:55)

TEAM STATISTICS

	CLE	NO
FIRST DOWNS:	12	25
TIME OF POSSESSION:	24:26	35:34
TOTAL NET YARDS: (Ru/Pa):	210 (125/85)	394 (58/336)
SACKS/YARDS:	3/20	1/2
PUNTS/AVERAGE:	4/42.0	4/51.0
PENALTIES/YARDS:	4/30	7/98
FUMBLES/LOST:	1/0	2/0

INDIVIDUAL STATISTICS

PASSING:

CLE: C. McCoy 9-16-74, P. Hillis 1-1-13
NO: D. Brees 37-56-356 (2 TD, 4 INT)

RUSHING:

CLE: P. Hillis 16-69 (TD), R. Hodges 1-68, M. Bell 5(-3), Y. Figurs 1(-4), C. McCoy 5(-5)
NO: C. Ivory 15-48, J. Jones 1-6, R. Meachem 1-2, H. Evans 1-2

RECEIVING:

CLE: B. Robiskie 3-25, C. Stuckey 2-16, B. Watson 1-18, C. McCoy 1-13, J. Cribbs 1-10, L. Vickers 1-4, P. Hillis 1-1
NO: M. Colston 10-112 (TD), L. Betts 8-48, L. Moore 5-43, J. Graham 4-38, D. Thomas 3-33 (TD), R. Meachem 2-31, J. Shockey 2-30, D. Henderson 2-20, J. Jones 1-1

INTERCEPTIONS:

CLE: D. Bowers 2-94 (2 TD), S. Fujita 1-16, S. Brown 1-0
NO: None

SACKS:

CLE: S. Fujita 1-10, M. Benard 1-8, C. Gocong 1-2
NO: J. Dunbar 1-2

PUNTING:

CLE: R. Hodges 4-168 (42.0)
NO: T. Morstead 4-204 (51.0)

PUNT RETURNS:

CLE: J. Cribbs 3-40 (13.3), E. Wright 0-62 (0.0)
NO: L. Moore 2(-1) (-0.5)

KICKOFF RETURNS:

CLE: J. Cribbs 3-68 (22.7)
NO: C. Roby 4-83 (20.8)

MISSED FIELD GOALS:

CLE: None
NO: None

KEY GAME NOTES

- With 12 points, Phil Dawson totaled 1,006 in his career. He joined Lou Groza (1,349) and Don Cockroft (1,080) as the only players in club history to surpass 1,000 career points.

- Punter Reggie Hodges' 68 yard run on a fake punt was the longest-ever by an NFL punter, surpassing a 63-yard run by San Francisco's Tom Wittum against New Orleans on October 21, 1971.

- The Browns' defense recorded a season-high four interceptions, their most since a five interception game at Baltimore on November 18, 2001.

- Linebacker David Bowers became the first Browns player to return two interceptions for touchdowns in the same game since Bob Franklin on December 11, 1960 against the Chicago Bears.

8

CLEVELAND BROWNS 34,
NEW ENGLAND PATRIOTS 14
NOVEMBER 7, 2010 • CLEVELAND BROWNS STADIUM •
ATTENDANCE: 66,292

Team	1	2	3	4	Final
New England	0	7	0	7	14
Cleveland	10	7	7	10	34

SCORING SUMMARY

Team	Q	Time	Play
Browns	1	11:49	P. Dawson 38 yd. Field Goal (6-42, 3:11)
Browns	1	11:11	P. Hillis 2 yd. run (P. Dawson kick) (2-19, 0:38)
Patriots	2	8:43	A. Hernandez 2 yd. pass from T. Brady (S. Gosikowski kick) (11-79, 5:01)
Browns	2	3:23	C. Stuckey 11 yd. run (P. Dawson kick) (9-60, 5:20)
Browns	3	5:53	C. McCoy 16 yd. run (P. Dawson kick) (10-72, 7:00)
Browns	4	10:45	P. Dawson 37 yd. Field Goal (13-61, 7:48)
Patriots	4	6:37	A. Hernandez 1 yd. pass from T. Brady (W. Welker kick) (14-69, 4:08)
Browns	4	2:38	P. Hillis 35 yd. run (P. Dawson kick) (6-60, 3:59)

TEAM STATISTICS

	NE	CLE
FIRST DOWNS:	19	22
TIME OF POSSESSION:	21:52	38:08
TOTAL NET YARDS: (Ru/Pa):	283 (68/215)	404 (230/174)
SACKS/YARDS:	0/0	1/9
PUNTS/AVERAGE:	5/41.4	3/35.7
PENALTIES/YARDS:	3/20	4/28
FUMBLES/LOST:	2/2	1/1

INDIVIDUAL STATISTICS

PASSING:

CLE: C. McCoy 14-19-174
NE: T. Brady 19-36-224 (2 TD), B. Hoyer 0-2-0 (INT)

RUSHING:

CLE: P. Hillis 29-184 (2 TD), C. McCoy 3-20 (TD), C. Stuckey 1-11 (TD), M. Bell 6-7, L. Vickers 3-6, J. Cribbs 2-2
NE: D. Woodhead 9-54, B. Green-Ellis 9-14, T. Brady 1-1, B. Hoyer 1(-1)

RECEIVING:

CLE: M. Massaquoi 4-58, P. Hillis 3-36, J. Cribbs 2-13, C. Stuckey 2-6, B. Watson 1-24, B. Robiskie 1-20, E. Moore 1-17
NE: A. Hernandez 5-48 (2 TD), R. Gronkowski 4-47, W. Welker 4-36, D. Woodhead 2-38, D. Branch 2-21, S. Morris 1-22, B. Tate 1-12

INTERCEPTIONS:

CLE: E. Wright 1-0
NE: None

SACKS:

CLE: A. Rubin 1-9
NE: None

PUNTING:

CLE: R. Hodges 3-107 (35.7)
NE: Z. Mesko 5-207 (41.4)

PUNT RETURNS:

CLE: J. Cribbs 2-18 (9.0)
NE: None

KICKOFF RETURNS:

CLE: J. Cribbs 2-51 (25.5), M. Benard 1-10 (10.0)
NE: D. Connolly 2-19 (9.5), S. Morris 2-4 (2.0), B. Tate 1-28 (28.0), A. Crumpler 1-5 (5.0)

MISSED FIELD GOALS:

CLE: None
NE: None

KEY GAME NOTES

- The Browns recorded season-highs in points (34), total yards (404), rushing yards (230) and time of possession (38:08).

- The Browns scored 30 or more points in back to back game for the first time since 2004, when they racked up 34 against Cincinnati followed by 31 against Philadelphia.

- Running back Peyton Hillis totaled a career-high 184 rushing yards on a career-high 29 carries and tied a career-high with two touchdowns.

- Quarterback Colt McCoy improved to 2-1 as a starter. His two wins are tied for the second-most by a Browns rookie quarterback.

9

NEW YORK JETS 26,
CLEVELAND BROWNS 20 (OT)
NOVEMBER 14, 2010 • CLEVELAND BROWNS STADIUM •
ATTENDANCE: 67,449

Team	1	2	3	OT	Final
New York Jets	3	4	3	3	26
Cleveland	10	3	0	7	20

SCORING SUMMARY

Team	Q	Time	Play
Browns	1	9:52	P. Dawson 34 yd. Field Goal (11-69, 5:08)
Jets	1	5:52	N. Folk 27 yd. Field Goal (9-33, 4:00)
Browns	1	0:16	P. Hillis 12 yd. run (P. Dawson kick) (5-61, 2:50)
Jets	2	11:09	J. Colchery 25 yd. pass from M. Sanchez (N. Folk kick) (9-76, 4:07)
Browns	2	5:13	P. Dawson 23 yd. Field Goal (10-66, 5:56)
Jets	2	0:23	M. Sanchez 1 yd. run (N. Folk kick) (11-80, 4:50)
Jets	4	2:42	N. Folk 25 yd. Field Goal (13-56, 7:45)
Browns	4	0:44	M. Massaquoi 3 yd. pass from C. McCoy (P. Dawson kick) (10-59, 1:58)
Jets	5	0:16	S. Holmes 37 yd. pass from M. Sanchez (1-37, 0:08)

TEAM STATISTICS

	NYJ	CLE
FIRST DOWNS:	28	19
TIME OF POSSESSION:	47:08	27:36
TOTAL NET YARDS: (Ru/Pa):	456 (172/284)	303 (107/196)
SACKS/YARDS:	3/9	2/15
PUNTS/AVERAGE:	3/38.7	5/45.8
PENALTIES/YARDS:	9/70	4/52
FUMBLES/LOST:	0/0	2/2

INDIVIDUAL STATISTICS

PASSING:
CLE: C. McCoy 18-31-205 (TD)
NYJ: M. Sanchez 27-44-299 (2 TD, INT)

RUSHING:
CLE: P. Hillis 19-82 (TD), J. Cribbs 1-14, C. McCoy 4-11, T. Clayton 1-0;
NYJ: S. Greene 20-72, L. Tomlinson 18-57, B. Smith 5-39, M. Sanchez 2-4 (TD)

RECEIVING:
CLE: B. Watson 5-74, C. Stuckey 4-27, P. Hillis 4-27, M. Massaquoi 2-8 (TD), J. Cribbs 1-37, E. Moore 1-18, R. Royal 1-14
NYJ: L. Tomlinson 6-53, S. Holmes 5-76 (TD), B. Edwards 4-59, J. Colchery 3-43 (TD), D. Keller 3-25, S. Greene 3-22, T. Richardson 2-15, B. Smith 1-6

INTERCEPTIONS:
CLE: J. Haden 1-0
NYJ: None

SACKS:
CLE: M. Adams 1-10, M. Benard 1-5
NYJ: J. Ihedigbo 1-6, J. Taylor 1-3, C. Pace 1-0

PUNTING:
CLE: R. Hodges 5-229 (45.8)
NYJ: S. Weatherford 3-116 (38.7)

PUNT RETURNS:
CLE: C. Stuckey 1-5 (5.0)
NYJ: J. Leonhard 1-18 (18.0), K. Wilson 1-18 (18.0)

KICKOFF RETURNS:
CLE: J. Haden 2-51 (25.5), J. Cribbs 1-11 (11.0), M. Bell 1-11 (11.0)
NYJ: B. Smith 3-69 (23.0), D. Lowery 1-12 (12.0)

MISSED FIELD GOALS:
CLE: None
NYJ: 46WR, 24RU, 47WR

KEY GAME NOTES

• Running back Peyton Hillis' 12-yard touchdown run in the first quarter marked his eighth of the season, the most by a Brown since Jamal Lewis totaled nine in 2007.

10

JACKSONVILLE JAGUARS 14,
CLEVELAND BROWNS 20
NOVEMBER 21, 2010 • EVERBANK FIELD •
ATTENDANCE: 62,254

Team	1	2	3	4	Final
Cleveland	0	7	10	3	20
Jacksonville	3	7	0	14	24

SCORING SUMMARY

Team	Q	Time	Play
Jaguars	1	8:08	J. Scobee 47 yd. Field Goal (7-33, 3:55)
Browns	2	13:11	P. Hillis 11 yd. pass from C. McCoy (P. Dawson kick) (16-92, 9:57)
Jaguars	2	0:30	M. Thomas 5 yd. pass from D. Garrard (J. Scobee kick) (13-68, 4:53)
Browns	3	11:14	A. Elam 18 yd. fumble return (P. Dawson kick)
Browns	3	1:50	P. Dawson 38 yd. Field Goal (4-1, 1:32)
Jaguars	4	3:34	M. Lewis 14 yd. pass from D. Garrard (J. Scobee kick) (12-59, 6:13)
Browns	4	2:46	P. Dawson 41 yd. Field Goal (8-57, 0:48)
Jaguars	4	1:16	M. Jones-Drew 1 yd. run (J. Scobee kick) (5-87, 1:30)

TEAM STATISTICS

	CLE	JAC
FIRST DOWNS:	15	24
TIME OF POSSESSION:	28:32	31:28
TOTAL NET YARDS: (Ru/Pa):	283 (88/195)	371 (145/226)
SACKS/YARDS:	4/28	6/46
PUNTS/AVERAGE:	5/44.0	2/33.5
PENALTIES/YARDS:	5/45	2/10
FUMBLES/LOST:	1/0	2/2

INDIVIDUAL STATISTICS

PASSING:
CLE: C. McCoy 17-28-241 (TD, INT)
JAC: D. Garrard 20-34-254 (2 TD, 3 INT), M. Jones-Drew 0-1-0 (INT)

RUSHING:
CLE: P. Hillis 21-48, C. McCoy 4-39, M. Bell 1-1
JAC: M. Jones-Drew 23-133 (TD), D. Garrard 3-9, R. Jennings 2-3

RECEIVING:
CLE: P. Hillis 6-95 (TD), M. Massaquoi 4-51, C. Stuckey 4-26, E. Moore 3-69
JAC: M. Lewis 5-66 (TD), M. Thomas 5-36 (TD), M. Jones-Drew 3-87, Z. Miller 3-27, K. Osgood 2-22, R. Jennings 1-9, T. Underwood 1-7

INTERCEPTIONS:
CLE: T. Ward 2-39, J. Haden 1-27, A. Elam 1-0
JAC: S. Considine 1-(-2)

SACKS:
CLE: A. Rubin 1-8, K. Coleman 1-6, M. Benard 1-5, S. Rogers 0.5-4.5, M. Roth 0.5-4.5
JAC: J. Mincey 2-18, Da. Smith 1-11, T. Alualu 1-7, D. Harvey 1-7, T. Knighton 0.5-3

PUNTING:
CLE: R. Hodges 5-220 (44.0)
JAC: A. Podlesh 2-67 (33.5)

PUNT RETURNS:
CLE: None
JAC: M. Thomas 4-33 (8.3)

KICKOFF RETURNS:
CLE: C. Smith 3-45 (15.0)
JAC: T. Underwood 5-88 (17.6)

MISSED FIELD GOALS:
CLE: 51WR, 51WR
JAC: None

KEY GAME NOTES

• The Browns' defense forced a season-high six turnovers (four interceptions and two fumbles), including five in the second half. It was their most in a single game since 2002 when they recorded six against New Orleans on November 24.

• Defensive back T.J. Ward notched two interceptions, becoming the first Browns rookie to record a multi-interception game since Anthony Henry registered two against Baltimore on December 16, 2001.

11

CLEVELAND BROWNS 24,
CAROLINA PANTHERS 23NOVEMBER 28, 2010 • CLEVELAND BROWNS STADIUM •
ATTENDANCE: 64,463

Team	1	2	3	4	Final
Carolina	7	2	3	4	23
Cleveland	14	7	0	3	24

SCORING SUMMARY

Team	Q	Time	Play
Panthers	1	10:36	M. Goodson 26 yd. run (J. Kasay kick) (9:81, 4:24)
Browns	1	6:49	P. Hillis 9 yd. run (P. Dawson kick) (9:77, 3:47)
Browns	1	2:44	P. Hillis 5 yd. run (P. Dawson kick) (7:64, 3:04)
Browns	2	9:12	P. Hillis 6 yd. run (P. Dawson kick) (6:60, 2:13)
Panthers	2	3:19	J. Kasay 43 yd. Field Goal (10:49, 5:53)
Panthers	2	0:47	J. Kasay 42 yd. Field Goal (5:18, 0:59)
Panthers	3	12:18	C. Munnerlyn 37 yd. interception return (J. Kasay kick)
Panthers	4	7:01	J. Kasay 43 yd. Field Goal (9:51, 4:32)
Browns	4	2:42	P. Dawson 41 yd. Field Goal (9:46, 4:19)

TEAM STATISTICS

	CAR	CLE
FIRST DOWNS:	16	26
TIME OF POSSESSION:	28:16	31:44
TOTAL NET YARDS: (Ru/Pa):	326 (151/175)	379 (152/227)
SACKS/YARDS:	2/18	3/20
PUNTS/AVERAGE:	4/47.3	3/36.3
PENALTIES/YARDS:	8/68	5/46
FUMBLES/LOST:	0/0	3/1

INDIVIDUAL STATISTICS

PASSING:

CLE: J. Delhomme 24-35-245 (2 INT) P. Hillis 0-1-0
CAR: J. Clausen 16-28-195 (INT)

RUSHING:

CLE: P. Hillis 26-131 (3 TD), M. Bell 2-14, C. Mitchell 1-9,
J. Delhomme 2-2, C. Stuckey 1-(-4)
CAR: J. Stewart 12-98, M. Goodson 14-55 (TD), D. Rosario 1-(-2)

RECEIVING:

CLE: B. Robiskie 7-50, P. Hillis 6-63, M. Massaquoi 4-52, B. Watson 4-40, E. Moore 2-16, C. Stuckey 1-24
CAR: M. Goodson 8-81, D. Rosario 3-33, B. LaFell 2-37, S. Smith 2-33, T. Fiammetta 1-11

INTERCEPTIONS:

CLE: J. Haden 1-12
CAR: C. Munnerlyn 1-37 (TD), J. Beason 1-7

SACKS:

CLE: A. Elam 2-16, M. Roth 1-4
CAR: T. Brayton 1-13, C. Johnson 1-5

PUNTING:

CLE: R. Hodges 3-109 (36.3)
CAR: J. Baker 4-189 (47.3)

PUNT RETURNS:

CLE: J. Cribbs 3-25 (8.3)
CAR: C. Munnerlyn 1-32 (32.0)

KICKOFF RETURNS:

CLE: J. Cribbs 4-89 (22.3), C. Smith 2-47 (23.5)
CAR: D. Gettis 5-82 (16.4)

MISSED FIELD GOALS:

CLE: None
CAR: 46/WR, 42/LU

KEY GAME NOTES

- Defensive back Joe Haden recorded his team-leading fourth interception of the season. He became the first Brown to record an interception in three straight games in his first season in the NFL since Bernie Parrish in 1959.

- The Browns earned their first-ever win against Carolina as the Panthers were the only current NFL team that Cleveland had not previously defeated.

- With two sacks, defensive back Abram Elam recorded his first career multi-sack game and became the first Brown defensive back to accomplish the feat since Dayton McCulcheon against Jacksonville on December 16, 2001.

12

CLEVELAND BROWNS 13,
MIAMI DOLPHINS 10DECEMBER 5, 2010 • SUN LIFE STADIUM •
ATTENDANCE: 65,942

Team	1	2	3	4	Final
Cleveland	0	2	3	4	13
Miami	0	3	0	7	10

SCORING SUMMARY

Team	Q	Time	Play
Browns	2	1:43	P. Dawson 32 yd. Field Goal (7-14, 1:41)
Dolphins	2	0:02	D. Carpenter 60 yd. Field Goal (8-24, 1:41)
Browns	3	1:16	B. Watson 3 yd. pass from J. Delhomme (P. Dawson kick) (6-94, 3:40)
Dolphins	4	10:27	A. Fasano 11 yd. pass from C. Henne (D. Carpenter kick) (11-80, 5:49)
Browns	4	0:00	P. Dawson 23 yd. Field Goal (4-4, 0:54)

TEAM STATISTICS

	CLE	MIA
FIRST DOWNS:	12	17
TIME OF POSSESSION:	29:24	30:36
TOTAL NET YARDS: (Ru/Pa):	252 (52/200)	281 (114/167)
SACKS/YARDS:	1/7	2/17
PUNTS/AVERAGE:	9/48.7	7/49.7
PENALTIES/YARDS:	4/45	4/37
FUMBLES/LOST:	1/0	1/0

INDIVIDUAL STATISTICS

PASSING:

CLE: J. Delhomme 24-34-217 (TD)
MIA: C. Henne 16-32-174 (TD, 3 INT)

RUSHING:

CLE: P. Hillis 18-57, J. Delhomme 4-(-5)
MIA: R. Brown 16-50, R. Williams 10-48, C. Henne 5-17, L. Polite 1-(-1)

RECEIVING:

CLE: B. Watson 10-100 (TD), P. Hillis 7-22, M. Massaquoi 4-81,
B. Robiskie 2-10, C. Stuckey 1-4
MIA: D. Bess 6-67, A. Fasano 4-41 (TD), R. Brown 2-27, R. Williams 2-19,
P. Cobbs 1-11, R. Wallace 1-9

INTERCEPTIONS:

CLE: M. Adams 1-25, A. Elam 1-18, J. Haden 1-0
MIA: None

SACKS:

CLE: S. Rogers 1-7
MIA: C. Wake 1.5-12.5, T. McDaniel 0.5-4.5

PUNTING:

CLE: R. Hodges 9-438 (48.7)
MIA: B. Fields 7-348 (49.7)

PUNT RETURNS:

CLE: J. Cribbs 2-13 (6.5)
MIA: D. Bess 5-48 (9.6), J. Amaya 1-0 (0.0)

KICKOFF RETURNS:

CLE: J. Cribbs 2-50 (25.0), M. Benard 1-0 (0.0)
MIA: N. Carroll 2-48 (24.0)

MISSED FIELD GOALS:

CLE: 47/LU
MIA: 41B

KEY GAME NOTES

- The Browns improved to 7-7 all-time against the Dolphins and 2-3 in Miami. The game marked their first win in Miami since a 28-0 shutout on October 25, 1970 at the Orange Bowl.

- Defensive back Joe Haden recorded his team-leading fifth interception of the season. He became the first Brown to record an interception in four straight games since Ernie Kellerman in 1968 (games 10-13).

- Haden's five interceptions are the most by a Browns rookie since 2006 when Daven Holly had five.

- Tight end Benjamin Watson recorded 100 receiving yards on 10 catches, becoming the first Brown to post 100 receiving yards in a single-game since Mohamed Massaquoi registered 115 at Detroit on November 22, 2009. Watson also became the first Brown to have 10 receptions in a game since Winslow had 10 on November 6, 2008 against Denver.

13

BUFFALO BILLS 13,
CLEVELAND BROWNS 6
DECEMBER 12, 2010 • RALPH WILSON STADIUM •
ATTENDANCE: 50,861

Team	1	2	3	4	Final
Cleveland	3	3	0	4	6
Buffalo	0	10	0	3	13

SCORING SUMMARY

Team	Q	Time	Play
Browns	1	10:11	P. Dawson 19 yd. Field Goal (9-54, 4:49)
Bills	2	9:28	D. Nelson 11 yd. pass from R. Fitzpatrick (R. Lindell kick) (14-89, 8:14)
Browns	2	3:52	P. Dawson 25 yd. Field Goal (11-73, 5:36)
Bills	2	0:14	R. Lindell 30 yd. Field Goal (9-63, 3:38)
Bills	4	7:56	R. Lindell 19 yd. Field Goal (6-22, 3:07)

TEAM STATISTICS

	CLE	BUF
FIRST DOWNS:	9	19
TIME OF POSSESSION:	23:50	36:10
TOTAL NET YARDS: (Ru/Pa):	187 (105/82)	323 (192/131)
SACKS/YARDS:	2/11	1/4
PUNTS/AVERAGE:	4/49.8	4/43.5
PENALTIES/YARDS:	2/10	6/44
FUMBLES/LOST:	5/2	2/1

INDIVIDUAL STATISTICS

PASSING:

CLE: J. Delhomme 12-20-86 (INT)
BUF: R. Fitzpatrick 14-23-142 (TD)

RUSHING:

CLE: P. Hillis 21-108, M. Bell 3-8, J. Cribbs 1-(-11)
BUF: F. Jackson 29-112, R. Fitzpatrick 4-49, C. Spiller 8-33, D. Jones 1-(-2)

RECEIVING:

CLE: P. Hillis 4-10, M. Massaquoi 3-43, B. Robiskie 2-17, B. Watson 1-8, J. Cribbs 1-7, C. Stuckey 1-1
BUF: St. Johnson 5-42, J. Slupar 3-45, D. Jones 2-14, C. McIntyre 1-14, D. Martin 1-13, D. Nelson 1-11 (TD), F. Jackson 1-3

INTERCEPTIONS:

CLE: None
BUF: L. McKelvin 1-10

SACKS:

CLE: C. Gocong 1-10, M. Benard 1-1
BUF: A. Moats 1-4

PUNTING:

CLE: R. Hodges 4-199 (49.8)
BUF: B. Moorman 4-174 (43.5)

PUNT RETURNS:

CLE: J. Cribbs 1-7 (7.0)
BUF: C. Spiller 3-41 (13.7)

KICKOFF RETURNS:

CLE: M. Bell 3-41 (13.7), C. Gocong 1-5 (5.0)
BUF: D. Jones 2-35 (17.5), C. Spiller 1-18 (18.0)

MISSED FIELD GOALS:

CLE: None
BUF: None

KEY GAME NOTES

- Running back Peyton Hillis totaled 108 rushing yards to total 1,070 on the season and become the second-fastest (13 games) Brown to reach the 1,000 yard rushing plateau since the league went to a 16 game schedule in 1978. Hillis also became the ninth Brown to rush for 1,000 yards in a single-season and first since Jamal Lewis rushed for 1,002 in 2008.

- Hillis is the only player in Browns history to rush for 1,000 or more yards, record 50 or more receptions and score at least 10 total touchdowns in a single-season. In addition, he joined Mike Pruitt (1980 and 1981) as the only Browns players to rush for more than 1,000 yards and record at least 50 receptions in a single-season.

14

CINCINNATI BENGALS 19,
CLEVELAND BROWNS 17
DECEMBER 19, 2010 • PAUL BROWN STADIUM •
ATTENDANCE: 56,342

Team	1	2	3	4	Final
Cleveland	7	0	0	10	17
Cincinnati	0	10	6	3	19

SCORING SUMMARY

Team	Q	Time	Play
Browns	1	12:08	R. Royal 20 yd. pass from C. McCoy (P. Dawson kick) (6-75, 2:52)
Bengals	2	12:52	C. Benson 18 yd. run (C. Stitser kick) (10-91, 6:15)
Bengals	2	4:19	C. Stitser 25 yd. Field Goal (13-68, 7:27)
Bengals	3	11:11	C. Stitser 39 yd. Field Goal (8-39, 3:49)
Bengals	3	3:33	C. Stitser 34 yd. Field Goal (10-37, 5:26)
Browns	4	14:06	P. Dawson 23 yd. Field Goal (9-61, 4:27)
Bengals	4	9:58	C. Stitser 20 yd. Field Goal (9-77, 4:08)
Browns	4	2:13	B. Robiskie 46 yd. pass from C. McCoy (P. Dawson kick) (5-88, 1:53)

TEAM STATISTICS

	CLE	CIN
FIRST DOWNS:	14	22
TIME OF POSSESSION:	21:57	38:03
TOTAL NET YARDS: (Ru/Pa):	278 (59/219)	397 (188/209)
SACKS/YARDS:	0/0	4/24
PUNTS/AVERAGE:	5/37.0	1/34.0
PENALTIES/YARDS:	3/25	6/55
FUMBLES/LOST:	1/0	0/0

INDIVIDUAL STATISTICS

PASSING:

CLE: C. McCoy 19-25-243 (2 TD)
CIN: C. Palmer 14-23-209

RUSHING:

CLE: P. Hillis 14-59
CIN: C. Benson 31-150 (TD), B. Scott 8-40, C. Palmer 5-(-1), B. Leonard 1-(-1)

RECEIVING:

CLE: B. Watson 7-92, B. Robiskie 5-82 (TD), R. Royal 2-29 (TD), P. Hillis 2-23, M. Massaquoi 1-11, J. Cribbs 1-4, C. Stuckey 1-2
CIN: A. Caldwell 4-89, C. Ochocinco 2-36, J. Simpson 2-30, J. Shipley 2-14, B. Leonard 1-20, Q. Cosby 1-11, J. Gresham 1-6, R. Kelly 1-3

INTERCEPTIONS:

CLE: None
CIN: None

SACKS:

CLE: None
CIN: C. Dunlap 2-15, P. Sims 1-8, G. Atkins 1-1

PUNTING:

CLE: R. Hodges 5-185 (37.0)
CIN: K. Huber 1-34 (34.0)

PUNT RETURNS:

CLE: None
CIN: Q. Cosby 2-26 (13.0)

KICKOFF RETURNS:

CLE: J. Cribbs 5-87 (17.4), M. Benard 1-5 (5.0)
CIN: B. Scott 3-73 (24.3)

MISSED FIELD GOALS:

CLE: None
CIN: None

KEY GAME NOTES

- Quarterback Colt McCoy finished 19 of 25 passing for 243 yards with two touchdowns, no interceptions and a 132.6 rating. His rating was the second-highest by a Browns rookie, trailing only Charlie Frye's 136.7 set against Jacksonville in 2005. McCoy's rating was also the 21st highest ever by a Brown in a single-game.

- With two interceptions, running back Peyton Hillis totaled 59 on the season, which is tied for seventh most all-time by a Browns running back.

- Wide receiver Brian Robiskie totaled a career-high 82 receiving yards on five receptions, including a 46-yard touchdown reception, the first of his career.

15

BALTIMORE RAVENS 20,
CLEVELAND BROWNS 10
DECEMBER 26, 2010 • CLEVELAND BROWNS STADIUM •
ATTENDANCE: 65,028

Team	1	2	3	4	Final
Baltimore	0	13	7	4	20
Cleveland	7	3	0	0	10

SCORING SUMMARY

Team	Q	Time	Play
Browns	1	7:01	B. Robiskie 29 yd. pass from M. Massaquoi (P. Dawson kick) (4-40, 2:12)
Ravens	2	13:35	B. Cundiff 27 yd. Field Goal (16-80, 8:26)
Ravens	2	11:47	T. Houshmandzadeh 15 yd. pass from J. Flacco (B. Cundiff kick) (3-20, 1:30)
Ravens	2	4:06	B. Cundiff 40 yd. Field Goal (9-28, 3:56)
Browns	2	0:03	P. Dawson 30' yd. Field Goal (10-50, 4:03)
Ravens	3	13:30	D. Mason 22 yd. pass from J. Flacco (B. Cundiff kick) (3-38, 1:30)

TEAM STATISTICS

	BAL	CLE
FIRST DOWNS:	15	17
TIME OF POSSESSION:	31:46	28:14
TOTAL NET YARDS: (Ru/Pa):	258 (161/97)	280 (102/178)
SACKS/YARDS:	0/0	1/5
PUNTS/AVERAGE:	3/45.7	3/38.7
PENALTIES/YARDS:	1/5	2/20
FUMBLES/LOST:	2/0	1/1

INDIVIDUAL STATISTICS

PASSING:

CLE: C. McCoy 15-29-149 (3 INT), M. Massaquoi 1-1-29 (TD)
BAL: J. Flacco 12-19-102 (2 TD, INT)

RUSHING:

CLE: P. Hillis 12-35, C. McCoy 4-30, M. Bell 7-27, J. Cribbs 2-8,
L. Vickers 1-2
BAL: R. Rice 25-92, W. McGahee 8-34, L. McClain 2-19, J. Flacco 3-16

RECEIVING:

CLE: C. Stuckey 4-39, B. Watson 3-22, M. Bell 2-48, B. Robiskie 2-35 (TD),
M. Massaquoi 2-14, J. Cribbs 1-9, A. Smith 1-6, P. Hillis 1-5
BAL: D. Mason 4-50 (TD), T. Houshmandzadeh 4-32 (TD), A. Boldin 2-15,
L. McClain 1-5, R. Rice 1-0

INTERCEPTIONS:

CLE: J. Haden 1-0
BAL: E. Reed 2-52, L. Webb 1-0

SACKS:

CLE: J. Haden 1-5
BAL: None

PUNTING:

CLE: R. Hodges 3-116 (38.7)
BAL: S. Koch 3-137 (45.7)

PUNT RETURNS:

CLE: J. Cribbs 2-17 (8.5)
BAL: L. Webb 1-1 (1.0)

KICKOFF RETURNS:

CLE: J. Cribbs 5-126 (25.2)
BAL: J. Parmele 1-15 (15.0)

MISSED FIELD GOALS:

CLE: None
BAL: None

KEY GAME NOTES

- Defensive back Joe Haden recorded his team-leading sixth interception of the season. His six interceptions are the most by a Brown since Leigh Bodden recorded six in 2007 and the most by a Browns rookie since Anthony Henry notched 10 in 2001.

- Running back Peyton Hillis recorded his 60th reception of the season, which ranked as the sixth-most in a single-season by a Browns running back.

- On his first career passing attempt, wide receiver Mohamed Massaquoi connected with wide receiver Brian Robiskie for a 29-yard touchdown. The play marked the first touchdown pass by a non-quarterback for the Browns since 2002, when wide receiver Kevin Johnson found wide receiver Quincy Morgan for a 33-yard score against Kansas City on September 8. It was the seventh time in team history that a wide receiver has thrown a touchdown pass for the Browns.

16

PITTSBURGH STEELERS 41,
CLEVELAND BROWNS 9
JANUARY 2, 2011 • CLEVELAND BROWNS STADIUM •
ATTENDANCE: 68,303

Team	1	2	3	4	Final
Pittsburgh	14	17	7	4	41
Cleveland	0	3	0	6	9

SCORING SUMMARY

Team	Q	Time	Play
Steelers	1	14:17	M. Wallace 56 yd. pass from B. Roethlisberger (S. Suisham kick) (1-56, 0:08)
Steelers	1	6:57	R. Mendenhall 1 yd. run (S. Suisham kick) (10-71, 4:38)
Browns	2	14:43	P. Dawson 19 yd. Field Goal (15-80, 7:14)
Steelers	2	7:51	R. Mendenhall 1 yd. run (S. Suisham kick) (11-74, 6:52)
Steelers	2	4:53	H. Miller 4 yd. pass from B. Roethlisberger (S. Suisham kick) (3-24, 1:35)
Steelers	2	1:30	S. Suisham 41 yd. Field Goal (7-53, 1:03)
Steelers	3	7:18	H. Ward 3 yd. pass from A. Randle El (S. Suisham kick) (13-77, 7:42)
Steelers	4	12:32	S. Suisham 24 yd. Field Goal (10-52, 4:56)
Browns	4	6:33	B. Robiskie 20 yd. pass from C. McCoy (pass failed) (12-88, 5:59)

TEAM STATISTICS

	PIT	CLE
FIRST DOWNS:	24	17
TIME OF POSSESSION:	33:14	26:46
TOTAL NET YARDS: (Ru/Pa):	418 (100/318)	225 (43/182)
SACKS/YARDS:	4/28	2/7
PUNTS/AVERAGE:	2/56.0	3/43.7
PENALTIES/YARDS:	3/25	6/46
FUMBLES/LOST:	0/0	2/0

INDIVIDUAL STATISTICS

PASSING:

CLE: C. McCoy 20-41-209 (TD, 3 INT), S. Wallace 1-1-1, J. Cribbs 0-1-0;
PIT: R. Mendenhall 15-22-280 (2 TD), B. Leftwich 5-7-42,
A. Randle El 1-1-3 (TD)

RUSHING:

CLE: C. McCoy 4-19, M. Bell 5-14, P. Hillis 6-13, J. Cribbs 1-0,
M. Massaquoi 1-(-3)
PIT: R. Mendenhall 14-36 (2 TD), J. Dwyer 9-28, B. Roethlisberger 4-24,
I. Redman 3-12

RECEIVING:

CLE: B. Watson 7-67, M. Bell 4-14, M. Massaquoi 3-50, J. Cribbs 3-37,
B. Robiskie 2-35 (TD), C. Stuckey 1-4, P. Hillis 1-3
PIT: H. Ward 5-45 (TD), H. Miller 4-55 (TD), A. Brown 4-52,
M. Wallace 3-105 (TD), A. Randle El 2-21, R. Mendenhall 1-24,
E. Sanders 1-16, I. Redman 1-7

INTERCEPTIONS:

CLE: None
PIT: R. Clark 1-23, T. Polamalu 1-0, A. Madison 1-(-1)

SACKS:

CLE: D. Bowens 0.5-2, D. Robinson 0.5-2, K. Coleman 0.5-1.5,
S. Rogers 0.5-1.5
PIT: E. Hood 1-8, A. Madison 1-1, B. Keisel 1-1, L. Woodley 1-6

PUNTING:

CLE: R. Hodges 3-131 (43.7)
PIT: J. Kapinos 2-112 (56.0)

PUNT RETURNS:

CLE: J. Cribbs 1-11 (11.0)
PIT: A. Brown 2-4 (2.0) A. Randle El 1-1 (1.0)

KICKOFF RETURNS:

CLE: R. Ventrone 4-47 (11.8), J. Cribbs 3-23 (7.7), M. Bell 1-3 (3.0)
PIT: A. Brown 2-36 (18.0)

MISSED FIELD GOALS:

CLE: None
PIT: None

KEY GAME NOTES

- Quarterback Colt McCoy completed 20-of-41 passes for 209 yards to end the season with team-leading 1,576 passing yards. He joined Bernie Kosar (1985) and Tim Couch (1999) as the only rookies to lead the Browns in passing yards.

- Defensive back T.J. Ward recorded seven tackles and ended the season with a team-leading 105. He became the first rookie to lead the club in tackles since linebacker Wali Rainer in 1999.

The Cleveland Browns have one of the richest traditions in all of professional football, boasting eight league titles, including four in the NFL. In addition, 16 former Browns have been inducted into the Pro Football Hall of Fame in Canton, the sixth-most of any NFL franchise.

THE AAFC

The Browns were founded in 1945 as a charter member of the All-America Football Conference (AAFC), under businessman Arthur B. "Mickey" McBride, who would name Paul Brown as the team's general manager and head coach. The franchise conducted a team naming contest, and the No. 1 choice was "Browns," highlighting Paul Brown's popularity in the area. In addition to Brown, that first team consisted of future Hall of Famers in center Frank Gatski, quarterback Otto Graham, offensive tackle/kicker Lou Groza, receiver Dante Lavelli, fullback Marion Motley and lineman Bill Willis.

In its first season in the AAFC (1946), the Browns posted a 12-2 record and went on to defeat the New York Yankees in the league's inaugural championship game, 14-9. They were as equally successful off the field, averaging more than 57,000 fans to their home games at Municipal Stadium. The Browns would go on to claim the AAFC title in all four years of the league's existence, including a 15-0 record in 1948.

JOINING THE NFL

In 1950, the Browns were one of only three AAFC teams to merge with the National Football League, along with the San Francisco 49ers and Baltimore Colts. Despite joining a more established league, Cleveland continued its success as they marched through the 1950 regular season with a 10-2 record before defeating the New York Giants in the playoffs and the Los Angeles Rams in the championship game. In fact, the Browns, appeared in the NFL Championship game in each of their first seven years in the league (1950-56), coming away with three titles during that time (1950, 1954-55).

Quarterback Otto Graham guided the Browns to the championship game in all 10 of his professional seasons, helping the team capture seven titles (four AAFC and three NFL). Graham led the AAFC in passing all four years and led the NFL in passing twice (1953 and 1955), while totaling 23,584 passing yards combined in both leagues.

In 1957, the Browns selected Syracuse running back Jim Brown with the sixth overall pick of the NFL Draft. Brown would go on to lead the league in rushing that year with 942 yards in just 12 games as he was named NFL Rookie of the Year. He helped the Browns back to the NFL title game that season, although they dropped a 59-14 decision to the Detroit Lions. The following year, Brown again led the league in rushing, with 1,527 yards and 27 touchdowns. It marked one of seven times over the next eight years in which he rushed for more than 1,100 yards.

COLLIER TAKES THE HELM

After going consecutive seasons without making the playoffs for the first time in franchise history (1961-62), Blanton Collier took over for Paul Brown as head coach in 1963, and guided the team to a regular season record of 10-4 as they returned to the postseason, led by Jim Brown's career-high 1,863 rushing yards. The following year saw the Browns put together a record of 10-3-1, capped by a 27-0 victory over Baltimore in the NFL Championship game. The 1964 season marked the first of three NFL title game appearances for the Browns over the next five years.

Following the 1965 season, Brown unexpectedly announced his retirement to pursue an acting career. In his final year, Brown rushed for 1,544 yards, the third straight year and eighth time in his nine NFL seasons that he topped the league's rushing chart.

Following Brown's retirement, Cleveland could not be derailed as they qualified for the postseason in three of the next four years, including two NFL Championship game appearances (1968-69). Future Hall of Fame running back Leroy Kelly, an eighth-round draft choice of the team in 1964, rushed for more than 1,000 yards in three of those seasons (1966-68).

On September 21, 1970, the Browns became part of history as they had the distinction of hosting the New York Jets in the first-ever Monday Night Football game, emerging with a 31-21 victory.

Collier wrapped up his coaching career following the 1970 season. He registered a 76-34-2 (688) regular season record and guided the Browns to four NFL Championship games.

THE "KARDIAC KIDS"

The decade of the 1970s started with the Browns making two trips to the playoffs in the first three years. Then came a stretch in which the Browns missed the postseason seven straight seasons (1973-79). In the final year of that span, however, the Browns, under the guidance of second-year Head Coach Sam Rutigliano, put together a record of 9-7 and affectionately earned the nickname of the "Kardiac Kids." Of the team's nine victories that year, seven came by seven points or less. Two of those wins occurred in overtime while three others were decided within the final two minutes of regulation.

This excitement continued into the following season of 1980. After starting the year 2-3, the Browns reeled off five straight wins and victories in eight of their next nine. Of those eight triumphs, six came by six points or less. On the final week of the season, Don Cockroft's 22-yard field goal with less than two minutes to play lifted the Browns to a 27-24 victory over the Bengals at Cincinnati's Riverfront Stadium, as Cleveland captured its first AFC Central crown since 1971 and its first playoff berth since 1972.

BERNIE KOSAR ERA

In 1985, the franchise underwent a makeover as Marty Schottenheimer was named the team's sixth full-time head coach and the club selected University of Miami quarterback Bernie Kosar – a Youngstown native who grew up in Boardman, Ohio – in the NFL Supplemental Draft. By midseason of his rookie year, Kosar had cracked the starting lineup, leading the Browns to wins in four of his first six starts. Cleveland went on to post an 8-8 record that year, which was good for first place in the AFC Central division. That season, running backs Earnest Byner and Kevin Mack both topped the 1,000-yard rushing mark, a feat that would not be accomplished again by a pair of running backs on the same team in the same season until 2008.

The Browns seemed poised for their first playoff win since 1969 as they held a 21-3 third-quarter lead over the Dolphins at the Orange Bowl before Miami reeled off 21 unanswered points to come away with a 24-21 victory. With Kosar at the helm, the Browns would win three AFC Central division titles over the next four years (1986-87, 1989) and qualify for the playoffs on each occasion. Three of those four appearances resulted in a spot in the AFC Championship game, only to be stopped short of their ultimate destination by the Denver Broncos each time.

In August of 1991, the Browns moved into a new administrative complex in Berea and began holding training camp there in July of the following year.

THE MOVE

On November 6, 1995, it was announced that the Browns had signed a deal to relocate to Baltimore for the following season. In February 1996, the NFL announced that the Browns would be "deactivated" for three years and that a new stadium would be built for a new Browns team – either as an expansion team or one that would move from another city – that would begin play in 1999. Cleveland NFL Football (Cleveland Browns Trust) was formed by the NFL with Bill Futterer as President and NFL Commissioner Paul Tagliabue as Trustee. The Trust represented the NFL in the stadium design and construction, managed the sale

HOW THE BROWNS WERE NAMED

Just how did the Cleveland Browns get their name?

One myth is that the team was named after the popular boxing champion, Joe Louis, "The Brown Bomber." The truth, according to several published reports, is this:

When owner Arthur McBride brought an AAFC team to Cleveland in 1945, he held a newspaper contest to name the team and offered a \$1,000 war bond to the winner. Most of the entries submitted wanted the name Browns, because the extremely popular Paul Brown was the team's head coach.

Coach Brown thought it wouldn't be proper to name the team after him, and the entry "Panthers" was selected. A few weeks later, a man approached McBride and said he owned a semi-pro team in the 1920s called the Cleveland Panthers and he still owned the rights to the name.

McBride could have bought the man off, but Brown vetoed the idea. The coach didn't want the new team to be associated with a losing franchise. Instead of holding a new contest, Brown reluctantly agreed to name the team Browns. But, in sticking with his original ideals, Brown suggested publicly that since Louis was "The Brown Bomber", that was how the team got its name. Not a single entry in the contest listed Louis or his nickname as a reason for choosing "Browns."

of suites and club seats, and sold Permanent Seat Licenses and season tickets. In March 1998, at the owners meeting in Orlando, Tagliabue announced that the Browns would be an expansion team rather than a relocated team. On September 8, 1998, the NFL awarded the new Cleveland Browns franchise to a group led by Alfred Lerner, while the NFL formally transferred ownership on October 23, 1998.

THE RETURN OF THE BROWNS

The new Cleveland Browns franchise played their first game on August 9, 1999 when they edged the Dallas Cowboys, 20-17 in overtime, in the annual Hall of Fame Game at Fawcett Stadium in Canton to open the preseason. They played their first regular season game on September 12 against their long-time rival Pittsburgh Steelers at Cleveland Browns Stadium. Their initial regular season victory occurred in dramatic fashion as a 56-yard Hail Mary from quarterback Tim Couch to wide receiver Kevin Johnson as time expired lifted the Browns to a 21-16 decision over the Saints at the Superdome, in what would be the first of two wins in that first season back for Cleveland.

On October 23, 2002 owner Alfred Lerner passed away and his son, Randy, took over control of the team. Later that year, the Browns won their final two regular season games to finish with a record of 9-7, earning them their first playoff berth since returning just four years earlier.

HOLMGREN IN AS PRESIDENT

Mike Holmgren was introduced as team President on January 5, 2010. Less than a week later, he named Tom Heckert as General Manager and Bryan Wiedmeier as Executive Vice President – Business Operations.

On September 19, 2010, the team unveiled a Ring of Honor at Cleveland Browns Stadium at halftime of their game against the Kansas City Chiefs. The inaugural class consisted of the franchise's 16 Hall of Famers, as the name of each man was permanently displayed on the stadium's upper deck facade.

Pat Shurmur, whose uncle Fritz Shurmur served as Holmgren's defensive coordinator with the Packers for five seasons, was named as the 13th full-time head coach in franchise history on January 13, 2011.

RETIRED UNIFORM NUMBERS



#14 OTTO GRAHAM

From 1946-1955, Otto Graham guided the Browns to 10 league crowns and NFL Championships in 1950, 1954 and 1955. He led the NFL in passing for two seasons and recorded 23,584 career passing yards. In 1953, Graham finished the season with a 64.73 completion percentage, the highest in club history. He was an All-League selection from 1951-55. Graham was inducted in the Pro Football Hall of Fame in 1965.



#32 JIM BROWN

Brown was the NFL's leading rusher in eight seasons and holds the Browns franchise record for career rushing yards, attempts and touchdowns. An All-America selection from Syracuse in 1956, Brown was named NFL Rookie of the Year in 1957. He participated in nine consecutive Pro Bowls from 1958-66 and was voted NFL most valuable player in 1958 and 1965. Brown was inducted in the Pro Football Hall of Fame in 1971.



#45 ERNIE DAVIS

After being selected first in the 1961 NFL draft, the Browns acquired Ernie Davis in a trade with the Washington Redskins. Tragically, Davis passed away two years later from leukemia and never played a professional game. A star running back from Syracuse, Davis was the first African-American to win the Heisman Trophy in 1961 and guided the Orangemen to their only national championship the same year.



#46 DON FLEMING

Don Fleming was selected by the Chicago Cardinals in the 28th round of the 1959 NFL draft. He was traded to the Browns in 1960 and was a mainstay at the safety position. From 1960-63, Fleming intercepted 10 passes and was named to *The Sporting News* All-AFC team in 1962. During the 1963 offseason, Fleming and a co-worker were sadly electrocuted working a construction job. His passing came a few weeks after Ernie Davis' death.



#76 LOU GROZA

Lou Groza is Cleveland's top scorer with 1,349 points on 234 FGs, 641 PATs and one TD. He scored at least one point in 107 consecutive games and his last-second field goal sealed the 1950 NFL Championship for the Browns. Originally an offensive left tackle, Groza suffered a back injury which converted him into a kicking specialist from 1961-67. He was an All-NFL tackle on six occasions and was the NFL Player of the Year in 1954. Groza was inducted in the Pro Football Hall of Fame in 1974.


CLEVELAND BROWNS IN THE HALL OF FAME

The rich tradition of the Cleveland Browns boasts 16 members in the Pro Football Hall of Fame, which is the sixth-highest total in the NFL. Only the Chicago Bears, Green Bay Packers, New York Giants, Pittsburgh Steelers and Washington Redskins claim more Hall of Famers.

TEAM	HALL OF FAME ENSHRINEES
1. Chicago Bears	27
2. Green Bay Packers	21
3. Washington Redskins	19
4. Pittsburgh Steelers	18
New York Giants	18
6. Cleveland Browns	16


*Based upon official numbers provided by the Pro Football Hall of Fame. Players are recognized by teams with whom they played a significant portion of their career. All numbers have been updated to include the 2011 Hall of Fame Class.

CLEVELAND BROWNS IN THE HALL OF FAME




Jim Brown

Running Back
6-2, 232
Cleveland Browns (1957-65)
Syracuse
Enshrined in 1971




Paul Brown

Head Coach
Cleveland Browns (AAFC, 1946-49; NFL, 1950-62)
Miami (Ohio)
Enshrined in 1967



Joe DeLamielleure


Offensive Guard
6-3, 250
Buffalo Bills (1973-79, 1985);
Cleveland Browns (1980-84)
Michigan State
Enshrined in 2003



Len Ford

Defensive End
6-4, 245
Los Angeles Dons (AAFC, 1948-49);
Cleveland Browns (1950-57);
Green Bay Packers (1958)
Michigan
Enshrined in 1976


CLEVELAND BROWNS IN THE HALL OF FAME



Frank Gatski

Center
6-3, 233

Cleveland Browns (AAFC, 1946-49;
NFL, 1950-56); Detroit Lions (1957)
Marshall University
Enshrined in 1985



Otto Graham

Quarterback
6-1, 196


Cleveland Browns (AAFC, 1946-49; NFL, 1950-55)
Northwestern
Enshrined in 1965



Lou Groza

Offensive Tackle/Kicker
6-3, 240

Cleveland Browns (AAFC, 1946-49;
NFL, 1950-59, 1961-67)
Ohio State
Enshrined in 1974



Gene Hickerson

Offensive Guard
6-3, 248


Cleveland Browns (1958-60, 1962-73);
Mississippi
Enshrined in 2007

CLEVELAND BROWNS IN THE HALL OF FAME



Leroy Kelly

Running Back
6-0, 202
Cleveland Browns (1964-73)
Morgan State
Enshrined in 1994




Dante Lavelli

End
6-0, 191
Cleveland Browns (AAFC, 1946-49; NFL, 1950-56)
Ohio State
Enshrined in 1975



Mike McCormack

Tackle
6-4, 246
New York Yanks (1951);
Cleveland Browns (1954-62)
Kansas
Enshrined in 1984



Bobby Mitchell

Wide Receiver/Halfback
6-0, 192
Cleveland Browns (1958-61);
Washington Redskins (1962-68)
Illinois
Enshrined in 1983

CLEVELAND BROWNS IN THE HALL OF FAME



Marion Motley

Fullback
6-1, 232

Cleveland Browns (AAFC, 1946-49;
NFL, 1950-53); Pittsburgh Steelers (1955)
South Carolina State, Nevada

Enshrined in 1968




Ozzie Newsome

Tight End
6-2, 232

Cleveland Browns (1978-90)
Alabama

Enshrined in 1999




Paul Warfield

Wide Receiver
6-0, 188

Cleveland Browns (1964-69, 1976-77);
Miami Dolphins (1970-74)
Ohio State

Enshrined in 1983



Bill Willis

Middle Guard
6-2, 213

Cleveland Browns (AAFC, 1946-49; NFL 1950-53)
Ohio State

Enshrined in 1977

NFL AWARD WINNERS

1984

TE Ozzie Newsome – AFC Offensive Player of the Week (Week 7)
LB Clay Matthews – AFC Defensive Player of the Week (Week 12)

1985

RB Kevin Mack – AFC Offensive Player of the Week (Week 5)
QB Bernie Kosar – AFC Offensive Player of the Week (Week 15)

1986

CB Hanford Dixon – AFC Defensive Player of the Week (Week 2)
QB Bernie Kosar – AFC Offensive Player of the Week (Week 10)
QB Bernie Kosar – AFC Offensive Player of the Week (Week 12)

1987

DB Felix Wright – AFC Defensive Player of the Week (Week 7)
RB Earnest Byner – AFC Offensive Player of the Week (Week 9)
CB Frank Minnifield – AFC Defensive Player of the Week (Week 11)
QB Bernie Kosar – AFC Offensive Player of the Week (Week 14)

1988

LB Mike Johnson – AFC Defensive Player of the Week (Week 8)

1989

LB David Grayson – AFC Defensive Player of the Week (Week 1)
WR Webster Slaughter – AFC Offensive Player of the Week (Week 8)

1991

LB Clay Matthews – AFC Defensive Player of the Week (Week 9)

1992

RB Eric Metcalf – AFC Offensive Player of the Week (Week 3)
QB Bernie Kosar – AFC Offensive Player of the Week (Week 14)

1993

PR Eric Metcalf – AFC Special Teams Player of the Week (Week 8)
QB Vinny Testaverde – AFC Offensive Player of the Week (Week 17)

1994

PR Eric Metcalf – AFC Special Teams Player of the Week (Week 1)
P Tom Tupa – AFC Special Teams Player of the Week (Week 5)
P Tom Tupa – AFC Special Teams Player of the Week (Week 7)
LB Pepper Johnson – AFC Defensive Player of the Week (Week 8)
PR Eric Metcalf – AFC Special Teams Player of the Week (Week 8)
S Eric Turner – AFC Defensive Player of the Week (Week 15)
S Eric Turner – AFC Defensive Player of the Week (Week 17)

1995

K Matt Stover – AFC Special Teams Player of the Week (Week 8)
WR Andre Rison – AFC Offensive Player of the Week (Week 17)

1999

QB Tim Couch – NFL Rookie of the Month (October)

2000

DE Keith McKenzie – AFC Defensive Player of the Week (Week 2)
DE Courtney Brown – AFC Defensive Player of the Week (Week 3)

2001

K Phil Dawson – AFC Special Teams Player of the Week (Week 3)
DB Anthony Henry – AFC Defensive Player of the Week (Week 10)

2002

QB Tim Couch – AFC Offensive Player of the Week (Week 3)
WR Andre Davis – AFC Special Teams Player of the Week (Week 7)
WR Andre Davis – Pepsi NFL Rookie of the Week (Week 8)
RB William Green – Pepsi NFL Rookie of the Week (Week 12)
RB William Green – Pepsi NFL Rookie of the Week (Week 14)
RB William Green – Pepsi NFL Rookie of the Week (Week 17)
LB Earl Holmes – AFC Defensive Player of the Week (Week 17)

2003

DE Courtney Brown – AFC Defensive Player of the Week (Week 5)

2004

DE Keenan Lang – AFC Defensive Player of the Week (Week 1)

2005

QB Trent Dilfer – AFC Offensive Player of the Week (Week 2)
P Kyle Richardson – AFC Special Teams Player of the Week (Week 9)
LB Andra Davis – AFC Defensive Player of the Week (Week 11)
RB Reuben Droughns – FedEx Ground NFL Player of the Week (Week 12)
QB Charlie Frye – Diet Pepsi NFL Rookie of the Week (Week 13)
K Phil Dawson – AFC Special Teams Player of the Week (Week 15)
QB Charlie Frye – Diet Pepsi NFL Rookie of the Week (Week 15)
QB Charlie Frye – Diet Pepsi NFL Rookie of the Week (Week 17)

2006

KR Joshua Cribbs – AFC Special Teams Player of the Week (Week 4)
S Sean Jones – AFC Defensive Player of the Week (Week 8)

2007

QB Derek Anderson – AFC Offensive Player of the Week (Week 2)
RB Jamal Lewis – FedEx Ground Player of the Week (Week 2)
QB Derek Anderson – FedEx Air Player of the Week (Week 2)
KR Joshua Cribbs – AFC Special Teams Player of the Month (September)
Head Coach Romeo Crennel – Motorola NFL Coach of the Week (Week 4)
Head Coach Romeo Crennel – Motorola NFL Coach of the Week (Week 9)
KR Joshua Cribbs – AFC Special Teams Player of the Month (November)
LT Joe Thomas – NFL Offensive Rookie of the Month (November)

2008

DB Eric Wright – AFC Defensive Player of the Week (Week 6)
HC Romeo Crennel – Motorola NFL Coach of the Week (Week 6)
DL Shaun Rogers – GMC Sierra Defensive Player of the Week (Week 8)

2009

P Dave Zastudil – AFC Special Teams Player of the Week (Week 5)
WR Joshua Cribbs – AFC Special Teams Player of the Week (Week 10)
WR Joshua Cribbs – AFC Special Teams Player of the Week (Week 15)
RB Jerome Harrison – FedEx Ground Player of the Week (Week 15)
WR Joshua Cribbs – AFC Special Teams Player of the Month (December/January)

2010

LB David Bowens – AFC Defensive Player of the Week (Week 7)
RB Peyton Hillis – AFC Offensive Player of the Week (Week 9)
RB Peyton Hillis – FedEx Ground Player of the Week (Week 9)
RB Peyton Hillis – FedEx Ground Player of the Week (Week 12)
P Reggie Hodges – AFC Special Teams Player of the Week (Week 13)
DB Joe Haden – NFL Defensive Rookie of the Month (November)

BROWNS PLAYER OF THE WEEK NOTES

Since the inception of the NFL's player of the week awards in 1984, quarterback Bernie Kosar leads the team with five AFC Offensive Player of the Week awards.

The Browns have earned three rookie of the month awards since the award was established in 1996 with quarterback Tim Couch (Oct. 1999) and left tackle Joe Thomas (Nov. 2007) earning Offensive Rookie Month, while defensive back Joe Haden was named Defensive Rookie of the Month (Nov. 2010)

Kick returner Joshua Cribbs has been named AFC Special Teams Player of the Week three times and AFC Special Teams Player of the Month three times in his career.

ALL-LEAGUE SELECTIONS

1950 — Marion Motley (UP, AP), Mac Speedie (UP), Bill Willis (UP). 1951 — Tony Adamle (UP), Frank Gatski (UP, AP), Otto Graham (UP, AP), Lou Groza (UP), Dub Jones (UP, AP), Dante Lavelli (UP). 1952 — Len Ford (UP, AP), Frank Gatski (AP), Otto Graham (UP), Lou Groza (UP, AP), Mac Speedie (UP), Bill Willis (UP, AP). 1953 — Len Ford (UP, AP), Frank Gatski (UP, AP), Ken Gorgal (UP), Otto Graham (UP, AP), Lou Groza (UP, AP), Dante Lavelli (UP), Tommy Thompson (UP), Bill Willis (AP). 1954 — Len Ford (UP, AP), Otto Graham (UP, AP), Lou Groza (UP, AP). 1955 — Don Colo (UP), Len Ford (UP), Frank Gatski (UP, AP), Abe Gbron (UP), Otto Graham (UP, AP), Lou Groza (UP, AP), Don Paul (UP). 1956 — None. 1957 — Jim Brown (UP, AP), Lou Groza (UP). 1958 — Jim Brown (UPI, AP). 1959 — Jim Brown (UPI, AP), Jim Ray Smith (UPI, AP).

1960 — Jim Brown (UPI, AP), Jim Ray Smith (UPI, AP). 1961 — Jim Brown (UPI, AP, NEA), Jim Ray Smith (UPI, AP, NEA). 1962 — Jim Ray Smith (NEA). 1963 — Jim Brown (UPI, AP, NEA), Dick Schafrath (AP). 1964 — Jim Brown (UPI, AP, NEA), Jim Houston (NEA), Dick Schafrath (AP, UPI), Paul Warfield (NEA). 1965 — Jim Brown (UPI, AP, NEA), Gary Collins (UPI), Jim Houston (UPI), Dick Schafrath (UPI, AP). 1966 — Gene Hickerson (NEA), Leroy Kelly (UPI, AP, NEA). 1967 — Gene Hickerson (AP, NEA, UPI), Leroy Kelly (AP, NEA, UPI). 1968 — Gene Hickerson (AP, NEA, UPI), Leroy Kelly (AP, NEA, UPI), Paul Warfield (NEA, UPI). 1969 — Gary Collins (AP, UPI), Gene Hickerson (AP, UPI), Leroy Kelly (NEA), Paul Warfield (NEA).

1970 — Gene Hickerson (UPI, PFWA). 1971 — Leroy Kelly (NEA). 1972 — Don Cockroft (NEA). 1973 — Clarence Scott (UPI). 1974 — None. 1975 — None. 1976 — Jerry Sherk (AP, NEA, PFWA). 1977 — None. 1978 — Thom Darden (NEA, PFWA). 1979 — Ozzie Newsome (PFWA).

1980 — Lyle Alzado (AP, UPI), Joe DeLamielleure (NEA, PFWA, UPI), Brian Sipe (AP, PFWA, NEA, UPI). 1981 — None. 1982 — None. 1983 — Chip Banks (AP, PFWA). 1984 — Clay Matthews (NEA), Ozzie Newsome (AP, NEA, PFWA). 1985 — None. 1986 — Chip Banks (UPI, AP), Hanford Dixon (AP, PFWA, NEA, UPI), Dan Fike (NEA), Bob Golic (AP, NEA), Frank Minnifield (UPI). 1987 — Hanford Dixon (AP, NEA, PFWA, UPI), Frank Minnifield (AP, NEA, PFWA, UPI), Bernie Kosar (UPI), Earnest Byner (UPI), Dan Fike (UPI), Carl Hairston (UPI), Cody Risien (UPI). 1988 — Hanford Dixon (AP), Frank Minnifield (AP, NEA, PFWA, UPI), Clay Matthews (UPI). 1989 — Mike Johnson (UPI), Frank Minnifield (AP, UPI), Clay Matthews (UPI), Michael Dean Perry (AP, UPI, PFWA), Webster Slaughter (AP, UPI).

1990 — Michael Dean Perry (AP, UPI, PFWA, NEA). 1991 — Michael Dean Perry (AP, USA, NEA). 1992 — None. 1993 — Eric Metcalf (AP, PFWA, UPI). 1994 — Rob Burnett (UPI) Pepper Johnson (UPI, USA), Tony Jones (AP), Michael Dean Perry (AP, UPI), Matt Stover (UPI), Eric Turner (AP, PFWA, UPI). 1995 — None. 1999 — None.

2000 — Chris Gardocki (AP Second Team). 2001 — Jamir Miller (AP, College and Pro Football Weekly, Football Digest, Pro Football Weekly, Sports Illustrated, Sporting News). 2002 — None. 2003 — None. 2004 — None. 2005 — None. 2006 — None. 2007 — Phil Dawson (AP Second Team), Joshua Cribbs (PFWA, Sporting News, AP Second Team), Braylon Edwards (Sporting News, AP Second Team), Joe Thomas (PFWA All-Rookie). 2008 — Joshua Cribbs (Sports Illustrated), Joe Thomas (AP 2nd Team). 2009 — Blake Costanzo (Sports Illustrated), Joshua Cribbs (AP 1st Team, PFWA, Sports Illustrated), Alex Mack (PFWA All-Rookie), Joe Thomas (AP 1st Team, PFWA, Sports Illustrated). 2010 — Joe Haden (PFWA All-Rookie), Alex Mack (Sports Illustrated), Joe Thomas (AP 1st Team, PFWA, Sporting News), T.J. Ward (PFWA All-Rookie, PFWA Rookie Special Teamer).

PRO BOWL SELECTIONS BY YEAR

1951 — FB Tony Adamle, QB Otto Graham, T Lou Groza, G Weldon Humble, FB Marion Motley, E (WR) Mac Speedie, G Bill Willis. 1952 — FB Tony Adamle, HB Ken Carpenter, DE Len Ford, T Lou Groza, QB Otto Graham, HB Dub Jones, E (WR) Dante Lavelli, G Bill Willis. 1953 — DE Len Ford, G Abe Gbron, E (WR) Horace Gillom, QB Otto Graham, T Lou Groza, HB Dub Jones, E (WR) Mac Speedie, G Bill Willis. 1954 — DE Len Ford, G Abe Gbron, QB Otto Graham, T Lou Groza, FB Harry Jagade, HB Tommy James, E (WR) Dante Lavelli, HB Ray Renfro. 1955 — T Don Colo, DE Len Ford, G Abe Gbron, QB Otto Graham, T Lou Groza, FB Harry Jagade, E (WR) Dante Lavelli. 1956 — E (WR) Darrel Brewster, T Don Colo, G Abe Gbron, T Lou Groza, HB Ken Konz, FB Fred Morrison. 1957 — E (WR) Darrel Brewster, C Frank Gatski, T Mike McCormack, LB Walt Michaels, S Don Paul. 1958 — FB Jim Brown, DT Bob Gain, T Lou Groza, T Mike McCormack, LB Walt Michaels, S Don Paul, HB Ray Renfro. 1959 — FB Jim Brown, T Don Colo, DT Bob Gain, T Lou Groza, LB Walt Michaels, S Don Paul, G Jim Ray Smith.

1960 — FB Jim Brown, DE Bob Gain, T Lou Groza, C Art Hunter, LB Walt Michaels, G Jim Ray Smith. 1961 — FB Jim Brown, T Mike McCormack, HB Bobby Mitchell, DB Bernie Parrish, QB Milt Plum, HB Ray Renfro, G Jim Ray Smith. 1962 — FB Jim Brown, DT Bob Gain, T Mike McCormack, C John Morrow, QB Milt Plum, G Jim Ray Smith. 1963 — FB Jim Brown, LB Galen Fiss, DT Bob Gain, DE Bill Glass, T Mike McCormack, G Jim Ray Smith. 1964 — FB Jim Brown, LB Galen Fiss, DE Bill Glass, C John Morrow, DB Bernie Parrish, T Dick Schafrath. 1965 — FB Jim Brown, DE Bill Glass, LB Jim Houston, DT Dick Modzelewski, QB Frank Ryan, T Dick Schafrath, WR Paul Warfield. 1966 — FB Jim Brown, FL (WR) Gary Collins, G Gene Hickerson, LB Jim Houston, QB Frank Ryan, T Dick Schafrath, DE Paul Wiggin, G John Wooten. 1967 — LB Johnny Brewer, FL (WR) Gary Collins, FB Ernie Green, G Gene Hickerson, HB Leroy Kelly, QB Frank Ryan, T Dick Schafrath, G John Wooten. 1968 — DE Bill Glass, FB Ernie Green, G Gene Hickerson, DT Walter Johnson, HB Leroy Kelly, T Dick Schafrath, DE Paul Wiggin. 1969 — DB Erich Barnes, G Gene Hickerson, DT Walter Johnson, DB Ernie Kellermann, HB Leroy Kelly, TE Milt Morin, T Dick Schafrath, WR Paul Warfield.

1970 — DE Jack Gregory, G Gene Hickerson, C Fred Hoaglin, LB Jim Houston, DT Walter Johnson, HB Leroy Kelly, QB Bill Nelsen, WR Paul Warfield. 1971 — G Gene Hickerson, LB Jim Houston, HB Leroy Kelly. 1972 — HB Leroy Kelly, TE Milt Morin. 1973 — CB Ben Davis. 1974 — KR Greg Pruitt, CB Clarence Scott, DT Jerry Sherk. 1975 — RB Greg Pruitt, DT Jerry Sherk. 1976 — DT Jerry Sherk. 1977 — RB Greg Pruitt, DT Jerry Sherk. 1978 — RB Greg Pruitt. 1979 — S Thom Darden.

1980 — C Tom DeLeone, RB Mike Pruitt. 1981 — G Joe DeLamielleure, C Tom DeLeone, T Doug Dieken, RB Mike Pruitt, QB Brian Sipe. 1982 — TE Ozzie Newsome. 1983 — LB Chip Banks. 1984 — LB Chip Banks. 1985 — TE Ozzie Newsome. 1986 — LB Chip Banks, NT Bob Golic, RB Kevin Mack, LB Clay Matthews, TE Ozzie Newsome. 1987 — LB Chip Banks, CB Hanford Dixon, NT Bob Golic, CB Frank Minnifield, T Cody Risien. 1988 — CB Hanford Dixon, NT Bob Golic, QB Bernie Kosar, RB Kevin Mack, LB Clay Matthews, KR Gerald McNeil, CB Frank Minnifield, T Cody Risien. 1989 — CB Hanford Dixon, LB Clay Matthews, CB Frank Minnifield.

1990 — LB Mike Johnson, LB Clay Matthews, CB Frank Minnifield, NT Michael Dean Perry, WR Webster Slaughter. 1991 — LB Mike Johnson, NT Michael Dean Perry. 1992 — NT Michael Dean Perry. 1993 — None. 1994 — KR Eric Metcalf, NT Michael Dean Perry. 1995 — DE Rob Burnett, FB Leroy Hoard, LB Pepper Johnson, KR Eric Metcalf, NT Michael Dean Perry, S Eric Turner. 1996 — None.

2000 — None. 2001 — None. 2002 — LB Jamir Miller. 2003 — None. 2004 — None. 2005 — None. 2006 — None. 2007 — None. 2008 — QB Derek Anderson, KR Joshua Cribbs, WR Braylon Edwards, LS Ryan Pontbriand, T Joe Thomas, TE Kellen Winslow. 2009 — LS Ryan Pontbriand, DT Shaun Rogers, T Joe Thomas. 2010 — KR Joshua Cribbs, T Joe Thomas. 2011 — C Alex Mack, T Joe Thomas.

(Year indicates the year in which Pro Bowl game was played.)

134 | ALL-LEAGUE SELECTIONS/PRO BOWL SELECTIONS BY YEAR

PRO BOWL SELECTIONS BY PLAYER

Player (Pos.).....	Total (Years)	Konz, Ken (HB).....	1 (1956)
Adams, Tony (FB).....	2 (1951, 1952)	Kosar, Bernie (QB).....	1 (1988)
Anderson, Derek (QB).....	1 (2008)	Lavelli, Dante (E/WR).....	3 (1952, 1954, 1955)
Banks, Chip (LB).....	4 (1983, 1984, 1986, 1987)	Mack, Alex (C).....	1 (2011)
Barnes, Erich (DB).....	1 (1969)	Mack, Kevin (RB).....	2 (1986, 1988)
Brewer, Johnny (LB).....	1 (1967)	Matthews, Clay (LB).....	4 (1986, 1988, 1989, 1990)
Brewster, Darrel (E/WR).....	2 (1956, 1957)	McCormack, Mike (T).....	5 (1957, 1958, 1961, 1962, 1963)
Brown, Jim (FB).....	9 (1958-66)	McNeil, Gerald (KR).....	1 (1988)
Burnett, Rob (DE).....	1 (1995)	Melcalif, Eric (KR).....	2 (1994, 1995)
Carpenter, Ken (HB).....	1 (1952)	Michaels, Walt (LB).....	4 (1957, 1958, 1959, 1960)
Collins, Gary (FLWR).....	2 (1966, 1967)	Miller, Jamir (LB).....	1 (2002)
Colo, Don (T).....	3 (1955, 1956, 1959)	Minnifield, Frank (CB).....	4 (1987, 1988, 1989, 1990)
Cribbs, Joshua (KR).....	2 (2008, 2010)	Mitchell, Bobby (HB).....	1 (1961)
Darden, Thom (S).....	1 (1979)	Modzelewski, Dick (DT).....	1 (1965)
Davis, Ben (CB).....	1 (1973)	Morin, Milt (TE).....	2 (1969, 1972)
DeLamieulleure, Joe (G).....	1 (1981)	Morrison, Fred (FB).....	1 (1956)
DeLeone, Tom (C).....	2 (1980, 1981)	Morrow, John (C).....	2 (1962, 1964)
Dieken, Doug (T).....	1 (1981)	Motley, Marion (FB).....	1 (1951)
Dixon, Hanford (CB).....	3 (1987, 1988, 1989)	Nelsen, Bill (QB).....	1 (1970)
Edwards, Brayton (WR).....	1 (2008)	Newsome, Ozzie (TE).....	3 (1982, 1985, 1986)
Fiss, Galen (LB).....	2 (1963, 1964)	Parrish, Bernie (DB).....	2 (1961, 1964)
Ford, Len (DE).....	4 (1952, 1953, 1954, 1955)	Paul, Don (S).....	3 (1957, 1958, 1959)
Gain, Bob (DT/DE).....	5 (1958, 1959, 1960, 1962, 1963)	Perry, Michael Dean (NT).....	5 (1990, 1991, 1992, 1994, 1995)
Gatski, Frank (C).....	1 (1957)	Plum, Milt (QB).....	2 (1961, 1962)
Gibron, Abe (G).....	4 (1953, 1954, 1955, 1956)	Pontbriand, Ryan (LS).....	2 (2008, 2009)
Gillom, Horace (E/WR).....	1 (1953)	Pruitt, Greg (KR-RB).....	4 (1974, 1975, 1977, 1978)
Glass, Bill (DE).....	4 (1963, 1964, 1965, 1968)	Pruitt, Mike (RB).....	2 (1980, 1981)
Golic, Bob (NT).....	3 (1986, 1987, 1988)	Renfro, Ray (HB).....	3 (1954, 1958, 1961)
Graham, Otto (QB).....	5 (1951, 1952, 1953, 1954, 1955)	Risien, Cody (T).....	2 (1987, 1988)
Green, Ernie (FB).....	2 (1967, 1968)	Rogers, Shaun (DT).....	1 (2009)
Gregory, Jack (DE).....	1 (1970)	Ryan, Frank (QB).....	3 (1965, 1966, 1967)
Groza, Lou (T).....	9 (1951-56, 1958-60)	Schafraath, Dick (T).....	6 (1964, 1965, 1966, 1967, 1968, 1969)
Hickerson, Gene (G).....	6 (1966, 1967, 1968, 1969, 1970, 1971)	Scott, Clarence (CB).....	1 (1974)
Hoaglin, Fred (C).....	1 (1970)	Sherk, Jerry (DT).....	4 (1974, 1975, 1976, 1977)
Hoard, Leroy (FB).....	1 (1995)	Sipe, Brian (QB).....	1 (1981)
Houston, Jim (LB).....	4 (1965, 1966, 1970, 1971)	Slaughter, Webster (WR).....	1 (1990)
Humble, Weldon (G).....	1 (1951)	Smith, Jim Ray (G).....	5 (1959, 1960, 1961, 1962, 1963)
Hunter, Art (C).....	1 (1960)	Speedie, Mac (E/WR).....	2 (1951, 1953)
Jagade, Harry (FB).....	2 (1954, 1955)	Thomas, Joe (T).....	4 (2008, 2009, 2010, 2011)
James, Tommy (HB).....	1 (1954)	Turner, Eric (S).....	1 (1995)
Johnson, Mike (LB).....	2 (1990, 1991)	Warfield, Paul (WR).....	3 (1965, 1969, 1970)
Johnson, Pepper (LB).....	1 (1995)	Wiggin, Paul (DE).....	2 (1966, 1968)
Johnson, Walter (DT).....	3 (1968, 1969, 1970)	Willis, Bill (G).....	3 (1951, 1952, 1953)
Jones, Dub (HB).....	2 (1952, 1953)	Winslow, Kellen (TE).....	1 (2008)
Kellermann, Ernie (DB).....	1 (1969)	Wooten, John (G).....	2 (1966, 1967)
Kelly, Leroy (HB).....	6 (1967, 1968, 1969, 1970, 1971, 1972)		

(Year indicates the year in which Pro Bowl game was played.)

BROWNS PRO BOWL NOTES

The Browns have had 90 individuals selected to the Pro Bowl with 54 players earning the honor multiple times. Running back Jim Brown and offensive lineman/kicker Lou Groza share the team lead with nine Pro Bowl selections each. Cleveland has had a team-record eight players named to the Pro Bowl nine times (1952, 1953, 1954, 1966, 1967, 1969, 1970, 1988).

A Cleveland player has earned a Pro Bowl honor four times as Otto Graham was named the Player of the Game in 1951 and Jim Brown was tabbed as the Outstanding Back in 1962, 1963 and 1966.

TEAM AWARD WINNERS

ED BLOCK COURAGE AWARD

An annual recognition to the athlete who exemplifies the qualities of courage, compassion, commitment and community service, named after Ed Block, the former head athletic trainer of the Baltimore Colts.

1984	WR Willis Adams
1985	DE Carl Hairston
1986	TE Ozzie Newsome
1987	RB Earnest Byner
1988	LB Eddie Johnson
1989	T Cody Risien
1990	RB Kevin Mack
1991	CB Mark Harper
1992	WR Lawyer Tillman
1993	WR Patrick Rowe
1994	LB Carl Banks
1995	DB Bennie Thompson
1999	DE Derrick Alexander
2000	LB Jamir Miller
2001	OG Jeremy McKinney
2002	TE Mark Campbell
2003	DL Courtney Brown
2004	RB Lee Suggs
2005	LB Kenard Lang
2006	K Phil Dawson
2007	DB Gary Baxter
2008	WR Joe Jurevicius
2009	WR Mike Furrey
2010	LB Eric Barton

MAURICE BASSETT AWARD

Named in 1985 in honor of RB Maurice Bassett, who played for the Browns from 1954-56, and given to the Browns' most outstanding rookie in training camp as voted by the media.

1985	DT David Morrill
1986	DE Ralph Malone
1987	FB Tim Manoa
1988	DB Brian Washington
1989	DE Andrew Stewart
1990	DE Rob Burnett
1991	WR Michael Jackson
1992	RB Tommy Vardell
1993	C Steve Everitt
1994	DB Antonio Langham
1995	QB Eric Zeier
2001	DB Anthony Henry
2002	LB Kevin Bentley
2003	WR C.J. Jones
2004	QB Luke McCown
2005	QB Charlie Frye
2006	RB Jerome Harrison
2007	DB Eric Wright
2008	LB Alex Hall
2009	RB James Davis
2010	DB T.J. Ward

WALTER PAYTON MAN OF THE YEAR AWARD

Named in 1999 after Walter Payton, this honor recognizes a player's off-the-field community service as well as his playing excellence.

1999	OG Jim Pyne
2000	LB Jamir Miller
2001	LB Wali Rainer
2002	RB Jamel White
2003	QB Kelly Holcomb
2004	DE Kenard Lang
2005	QB Trent Dilfer
2006	QB Charlie Frye
2007	WR Braylon Edwards
2008	K Phil Dawson
2009	WR Mike Furrey*
2010	OL Joe Thomas

*Denotes NFL Finalist

PRO FOOTBALL WRITERS OF AMERICA DINO LUCARELLI "GOOD GUY AWARD"

Given annually to the player to reward him for his cooperation with the media and for the way a player carries himself in the community and with his teammates.

2001	QB Tim Couch
2002	DB Corey Fuller
2003	OL Shaun O'Hara
2004	DB Daylon McCutcheon
2005	C Jeff Faine
2006	DB Brian Russell
2007	K Phil Dawson
2008	DB Brandon McDonald
2009	LB David Bowens
2010	OL Joe Thomas

PRO FOOTBALL WRITERS OF AMERICA PLAYER OF THE YEAR

2001	LB Jamir Miller
2002	RB William Green
2003	LB Andra Davis
2004	SS Robert Griffith
2005	RB Reuben Droughns
2006	LB Kamerion Wimbley
2007	QB Derek Anderson
2008	DL Shaun Rogers
2009	WR Joshua Cribbs
2010	RB Peyton Hillis

ALL-TIME ROSTER

A	
Abdullah, Hamza (DB) Washington State.....	#2008
Abdullah, Rahim (LB) Clemson.....	1999-00
Abdul-Jabbar, Karim (RB) UCLA.....	1999
Abrams, Bobby (LB) Michigan.....	1992
Adame, Tony (LB) Ohio State.....	1947-51, 1954
Adams, Chet (T) Ohio University.....	1946-48
Adams, Keith (LB) Clemson.....	2007
Adams, Mike (DB) Delaware.....	2007-10
Adams, Pete (G) Southern California.....	1974, 1976
Adams, Stefon (DB) Auburn.....	1990
Adams, Titus (DL) Nebraska.....	#2009, 2010
Adams, Vashone (DB) Eastern Michigan.....	1995
Adams, Willis (WR) Houston.....	1979-85
Agase, Alex (G) Illinois.....	1948-51
Aiken, Sam (WR) North Carolina.....	2010
Akins, Al (RB) Washington State.....	1946
Akins, Chris (DB) Arkansas Pine-Bluff.....	2001-02
Aldridge, Allen (DE) Prairie View.....	1974
Alexander, Eric (LB) Louisiana State.....	2010
Alexander, Derrick (WR) Michigan.....	1994-95
Alexander, Derrick (DL) Florida State.....	1999
Ali, Charles (FB) Arkansas Pine-Bluff.....	2007-08
Allen, Ermat (DB) Kentucky.....	1947
Allen, Greg (RB) Florida State.....	1985
Allen, Jake (WR) Mississippi College.....	2009
Alston, Richard (WR) East Carolina.....	2004
Alzado, Lyle (DE) Yankton.....	1979-81
Ambrose, Dick (LB) Virginia.....	1975-83
Amstutz, Joe (C) Indiana.....	1957
Anderson, Derek (QB) Oregon State.....	#2005, 2006-09
Anderson, Preston (DB) Rice.....	1974
Anderson, Stuart (LB) Virginia.....	1984
Andrews, Billy (LB) Southeastern Louisiana.....	1967-74
Andruzzi, Joe (OL) South Connecticut State.....	2005-06
Armstrong, Quincy (C) North Texas.....	1954
Arvie, Herman (OL) Grambling.....	1993-95
Askin, John (G) Notre Dame.....	*1987
Athas, Pete (DB) Tennessee.....	1975
Atkins, Doug (DE) Tennessee.....	1953-54
B	
Baab, Mike (C) Texas.....	1982-87, 1990-91
Babich, Bob (LB) Miami (Ohio).....	1973-78
Bahr, Matt (K) Penn State.....	1981-89
Baker, Al (DE) Colorado State.....	1987, 1989-90
Baker, Sam (P-K) Oregon State.....	1960-61
Baker, Tony (RB) East Carolina.....	1986, 1988
Baldwin, Keith (DE) Texas A&M.....	1982-85
Baldwin, Randy (RB) Mississippi.....	#1991-94
Bali, Jerry (DT) Southern Methodist.....	1993, 1999
Bandison, Romeo (DL) Oregon.....	#1994-95
Banker, Ted (G) Southeast Mississippi State.....	1989
Banks, Carl (LB) Michigan State.....	1994-95
Banks, Chip (LB) Southern California.....	1982-86
Banks, Fred (WR) Liberty.....	1985
Banks, Robert (DE) Notre Dame.....	1989-90
Barclay, Chris (RB) Wake Forest.....	#2006
Barisich, Carl (DT) Princeton.....	1973-75
Barker, Roy (DE) North Carolina.....	1999
Barnes, Erich (DB) Purdue.....	1965-71
Barnes, Rashidi (DB) Colorado.....	2000
Barnett, Harlon (S) Michigan State.....	1990-92
Barnett, Vincent (S) Arkansas State.....	*1987
Barney, Eppie (WR) Iowa State.....	1967-68
Bartel, Richard (QB) Tarleton State.....	#2008
Barton, Eric (LB) Maryland.....	2009-10
Bassett, Maurice (RB) Langston.....	1954-56
Bates, Michael (WR/KR) Arizona.....	1995
Battle, Jim (DE) Southern University.....	1966
Baugh, Tom (C) Southern Illinois.....	1989
Bavaro, Mark (TE) Notre Dame.....	1992
Baxter, Gary (DB) Baylor.....	2005-06, #2007
Beach, Walter (DB) Central Michigan.....	1963-66
Beamon, Autry (DB) East Texas State.....	1980-81
Beasley, Chad (OT) Virginia Tech.....	2002-2003
Beauford, Clayton (WR) Auburn.....	*1987
Bedell, Brad (OL) Colorado.....	2000-01
Bedosky, Mike (OL) Missouri.....	#1994
Belk, Rocky (WR) Miami.....	1983
Bell, Beau (LB) UNLV.....	2008
Bell, Mike (RB) Arizona.....	2010
Bell, Terry (WR) Indiana State.....	*1987
Benard, Marcus (LB) Jackson State.....	2009-10
Bentley, Kevin (LB) Northwestern.....	2002-2004
Benz, Larry (DB) Northwestern.....	1963-65
Bernstein, Alex (OL) Amherst.....	#1999
Berry, Latin (DB) Oregon.....	1991-92
Best, Greg (S) Kansas State.....	1984
Bettridge, Ed (LB) Bowling Green.....	1964
Beutler, Tom (LB) Toledo.....	1970
Biedermann, Leo (T) California.....	1978
Bishop, Harold (TE) Louisiana State.....	1995
Black, James (RB) Akron.....	1984
Blandin, Ernie (T) Tulane.....	1946-47
Blaylock, Anthony (DB) Winston-Salem State.....	1988-91
Bloch, Ray (T) Ohio University.....	#1981
Bobo, Orlando (G) Northeast Louisiana.....	1999
Bockwoldt, Colby (LB) Brigham Young.....	2007
Bodden, Leigh (DB) Duquesne.....	2003-07
Boedecker, Bill (RB) No College.....	1947-49
Bolden, Leroy (RB) Michigan State.....	1958-59
Bolden, Rickey (T) Southern Methodist.....	1984-89
Bolton, Ron (DB) Norfolk State.....	1976-82
Bolzani, Scott (T) Northern Illinois.....	#1985
Booth, Issac (DB) California.....	1994-95
Booty, Josh (QB) Louisiana State.....	#2001-03
Borton, John (QB) Ohio State.....	1957
Bosley, Keith (OT) Eastern Kentucky.....	*1987
Bostic, Keith (DB) Michigan.....	1990
Bowens, David (LB) Western Illinois.....	2009-10
Bowers, R.J. (FB) Grove City (Pa.).....	2002-03
Boyer, Brant (LB) Arizona.....	2001-03
Bradley, Harold (G) Iowa.....	1954-56
Bradley, Henry (DT) Alcorn State.....	1979-82
Brady, Donny (DB) Wisconsin.....	1995
Braggs, Stephen (DB) Texas.....	1987-91
Brandon, David (LB) Memphis State.....	1991-93
Brannon, Robert (DE) Arkansas.....	*1987
Braziel, Larry (CB) Southern California.....	1982-85
Brennan, Brian (WR) Boston College.....	1984-91
Brewer, Johnny (TE-LB) Mississippi.....	1961-67
Brewster, Darrel (WR) Purdue.....	1952-58
Briggs, Bob (DE) Heidelberg.....	1971-73
Brinkman, Charles (WR) Louisville.....	1972
Brohm, Jeff (QB) Louisville.....	#2000
Brooks, Clifford (DB) Tennessee State.....	1972-74
Brooks, James (RB) Auburn.....	1992
Brown, Bobby (WR) Notre Dame.....	2000
Brown, Courtney (DE) Penn State.....	2000-04
Brown, Dean (DB) Fort Valley State.....	1969
Brown, Dee (RB) Syracuse.....	2004
Brown, Eddie (DB) Tennessee.....	1974-75

Brown, James (OL) Virginia State.....	2000
Brown, Jim (RB) Syracuse.....	1957-65
Brown, John (T) Syracuse.....	1962-66
Brown, Ken (RB) No College.....	1970-75
Brown, Lomas (T) Florida.....	1999
Brown, Orlando (T) South Carolina State.....	1994-95, 1999
Brown, Preston (KR) Vanderbilt.....	1984
Brown, Ralph (DB) Nebraska.....	2006
Brown, Richard (LB) San Diego State.....	1991-92
Brown, Sheldon (DB) South Carolina.....	2010
Brown, Stan (WR) Purdue.....	1971
Brown, Terry (DB) Oklahoma State.....	1976
Brown, Thomas (RB) Georgia.....	#2009
Brown, Thomas (DE) Baylor.....	1981, 1983
Brown, Titus (LB) Mississippi State.....	2008-10
Bryant, Antonio (WR) Pittsburgh.....	2004-05
Buben, Mark (DT) Tufts.....	1982
Buchanan, Charles (DE) Tennessee State.....	1988
Buczowski, Bob (DL) Pittsburgh.....	1990
Buehler, George (G) Stanford.....	1978-79
Bumgardner, Rex (RB) West Virginia.....	1950-52
Bundra, Mike (DT) Southern California.....	1964
Bundren, Jim (C) Clemson.....	1999-00
Burnett, Chester (LB) Arizona.....	2000
Burnett, Rob (DE) Syracuse.....	1990-95
Burrell, Clinton (DB) Louisiana State.....	1979-84
Burton, Leonard (OL) South Carolina.....	#1991
Bush, Devin (DB) Florida State.....	2001-02
Butler, Dave (LB) Notre Dame.....	*1987
Butler, Kelly (DT) Purdue.....	2006, #2007
Butler, Ray (WR) Southern California.....	#1989
Byner, Earnest (RB) East Carolina.....	1984-88, 1994-95

C

Caldwell, Mike (LB) Middle Tennessee State.....	1993-95
Caleb, Jamie (RB) Grambling.....	1960, 1965
Camp, Reggie (DE) California.....	1983-87
Campbell, Lang (QB) William & Mary.....	#2006
Campbell, Mark (TE) Michigan.....	1999-02
Campbell, Milt (RB) Indiana.....	1957
Capers, James (LB) Central Michigan.....	*1987
Carollo, Joe (T) Notre Dame.....	1972-73
Carpenter, Ken (RB) Oregon State.....	1950-53
Carpenter, Lew (RB) Arkansas.....	1957-58
Carpenter, Preston (RB) Arkansas.....	1956-59
Carraway, Stanley (WR) West Texas State.....	*1987
Carreker, Vince (DB) Cincinnati.....	*1987
Carrier, Mark (WR) Nicholls State.....	1993-94
Carter, Alex (DE) Tennessee State.....	*1987
Carter, Dyshod (DB) Kansas State.....	2001, 2004
Carter, Tim (WR) Auburn.....	2007
Carver, Dale (LB) Georgia.....	1983
Cassady, Howard (RB) Ohio State.....	1962
Catlin, Tom (LB) Oklahoma.....	1953-54, 1957-58
Caylor, Lowell (DB) Miami (Ohio).....	1964
Chambers, Kirk (OL) Stanford.....	2004-05
Chanoine, Roger (OL) Temple.....	1999-02
Chapman, Lamar (DB) Kansas State.....	2000-01
Charlton, Clifford (LB) Florida.....	1988-89
Cherokee, George (G) Ohio State.....	1946
Chiaverini, Darrin (WR) Colorado.....	1999-00
Childress, Freddie (T) Arkansas.....	1992
Christensen, Jeff (QB) Eastern Illinois.....	*1987
Cieslak, Brad (TE) Northern Illinois.....	2008
Clancy, Sam (DE) Pittsburgh.....	1985-88
Clark, Monte (T) Southern California.....	1963-69
Clarke, Frank (WR) Colorado.....	1957-59
Clarke, Leon (WR) Southern California.....	1960-62
Clayborn, Raymond (CB) Texas.....	1990-91
Claybrooks, DeVone (DL) East Carolina.....	2001
Claybrooks, Felipe (DL) Georgia Tech.....	2001-03
Clayton, Thomas (RB) Kansas State.....	2010
Cline, Ollie (RB) Ohio State.....	1948
Coates, Sherrrod (LB) Western Kentucky.....	2003-04
Cockroft, Don (K-P) Adams State.....	1968-80
Colclough, Ricardo (DB) Tusculum.....	#2007
Cole, Emerson (RB) Toledo.....	1950-52
Colella, Tom (P-DB) Canisius.....	1946-48
Coleman, Cosey (OL) Tennessee.....	2005-06
Coleman, Greg (P) Florida A&M.....	1977
Coleman, Kenyon (DL) UCLA.....	2009-10
Colinet, Stalin (DL) Boston College.....	1999-01
Collins, Gary (WR-P) Maryland.....	1962-71
Collins, Javier (OL) Northwestern.....	#2004
Collins, Jed (TE) Washington State.....	#2008
Collins, Larry (RB) Texas A&I.....	1978
Collins, Ryan (TE) St. Thomas.....	#1999
Collins, Shawn (WR) Northern Arizona.....	1992
Colman, Doug (LB) Nebraska.....	2000
Colo, Don (T) Brown.....	1953-58
Conjar, Larry (RB) Notre Dame.....	1967
Connolly, Ted (G) Tulsa.....	1963
Conover, Frank (DL) Syracuse.....	1991
Contz, Bill (T) Penn State.....	1983-86
Conway, Brett (K) Penn State.....	2003
Cook, Damion (OL) Bethune-Cookman.....	2004
Cooks, Johnie (LB) Mississippi State.....	1991
Cooper, Scott (DE) Kearney State.....	*1987
Copeland, Jim (G) Virginia.....	1967-74
Coppage, Alton (DE) Oklahoma.....	1946
Cornell, Bo (RB) Washington.....	1971-72
Costanzo, Blake (LB) Lafayette.....	2009-10
Costello, Vince (LB) Ohio University.....	1957-66
Cotton, Fest (DT) Dayton.....	1972
Cotton, Marcus (LB) Southern California.....	1990
Couch, Tim (QB) Kentucky.....	1999-03
Cousin, Terry (DB) South Carolina.....	2008
Cousineau, Tom (LB) Ohio State.....	1982-85
Cowan, Bob (RB) Indiana.....	1947-48
Cowher, Bill (LB) North Carolina State.....	1980-82
Cox, Arthur (TE) Texas South.....	1991
Cox, Steve (P-K) Arkansas.....	1981-84
Craig, Neal (DB) Fisk.....	1975-76
Craig, Reggie (WR) Arkansas.....	1977
Craven, Bill (DB) Harvard.....	1976
Crawford, Mike (RB) Arizona State.....	*1987
Crawford, Tim (LB) Texas Tech.....	*1987
Crespino, Bob (WR) Mississippi.....	1961-63
Crews, Ron (DE) Nevada-Las Vegas.....	1980
Cribbs, Joshua (WR) Kent State.....	2005-10
Crocker, Chris (DB) Marshall.....	2003-05
Crosby, Cleveland (DE) Arizona.....	#1980
Cundiff, Billy (K) Drake.....	2009
Cureton, Will (QB) East Texas State.....	1975
Cvercko, Andy (G) Northwestern.....	1963

D

Dahl, Bob (OL) Notre Dame.....	1992-95
Daniell, Jim (C) Ohio State.....	1946
Daniels, Travis (DB) Louisiana State.....	2008
Danielson, Gary (QB) Purdue.....	1985, 1987-88
Darden, Thom (DB) Michigan.....	1972-74, 1976-81
Darrow, Barry (T) Montana.....	1974-78
Davis, Andra (LB) Florida.....	2002-08
Davis, Andre' (WR) Virginia Tech.....	2002-04
Davis, Ben (DB) Defiance.....	1967-68, 1970-73

Davis, Bruce (WR) Baylor.....	1984
Davis, Dick (RB) Nebraska.....	1969
Davis, Gary (RB) Cal Poly-SLO.....	#1981
Davis, James (RB) Clemson.....	2009-10
Davis, Johnny (RB) Alabama.....	1982-86, *1987
Davis, Michael (CB) Cincinnati.....	1995
Davis, Oliver (DB) Tennessee State.....	1977-80
Davis, Willie (DE) Grambling.....	1958-59
Davis, Zola (WR) South Carolina.....	1999
Dawson, Doug (G) Texas.....	1994
Dawson, JaJuan (WR) Tulane.....	2000-01
Dawson, Len (QB) Purdue.....	1960-61
Dawson, Phil (K) Texas.....	1999-2010
Dearth, James (TE) Tarleton State.....	1999
DeLamielleure, Joe (G) Michigan State.....	1980-84
DeLeone, Tom (C) Ohio State.....	1974-84
DeLeone, Tony (P) Kent State.....	*1987
Delhomme, Jake (QB) Louisiana-Lafayette.....	2010
Dellerba, Spiro (RB) Ohio State.....	1947
DeMar, Enoch (OL) Indiana.....	2003-04
DeMarco, Bob (C) Dayton.....	1972-74
Demarie, John (G-T) Louisiana State.....	1967-75
Denman, Anthony (LB) Notre Dame.....	2001
Dennis, Al (G) Grambling.....	1976-77
Dennison, Doug (RB) Kutztown State.....	1979
Denton, Bob (DT) College of the Pacific.....	1960
Deschaine, Dick (DE) No College.....	1958
Detmer, Ty (QB) Brigham Young.....	1999
Devries, Jed (OL) Utah State.....	1995
Devrow, Billy (DB) Southern Mississippi.....	1967
Dewar, Jim (RB) Indiana.....	1947
Dickey, Curtis (RB) Texas A&M.....	1985-86
Dieken, Doug (T) Illinois.....	1971-84
Dilfer, Trent (QB) Fresno State.....	2005
Dimler, Rich (DT) Southern California.....	1979
Dinkins, Darnell (TE) Pittsburgh.....	2006-08
Dixon, Gerald (LB) South Carolina.....	1993-95
Dixon, Hanford (CB) Southern Mississippi.....	1981-89
Donaldson, Gene (G) Kentucky.....	1953
Dorsey, Ken (QB) Miami (Fla.).....	2006, #2007, 2008
Dorsey, Nat (OL) Georgia Tech.....	2005-07
Douglas, Derrick (RB) Louisiana Tech.....	1991
Dressel, Chris (TE) Stanford.....	#1988
Driver, Stacey (RB) Clemson.....	*1987
Droughns, Reuben (RB) Oregon.....	2005-06
Dudley, Brian (S) Bethune Cookman.....	*1987
Dudley, Rickey (TE) Ohio State.....	2001
Duff, Bill (DL) Tennessee.....	1999
Dumont, Jim (LB) Rutgers.....	1984
Dunbar, Jubilee (WR) Southern.....	1974
Duncan, Brian (RB) Southern Methodist.....	1976-77
Duncan, Ron (TE) Wittenberg.....	1967
Dunn, Damon (WR) Stanford.....	1999-00
Dunn, David (WR) Fresno State.....	1999
Dutton, Ryan (P), Minnesota State-Mankato.....	#2004
E	
Eason, Nick (DL) Clemson.....	2004-06
East, Ron (DE) Montana State.....	1975
Eaton, Chad (DL) Washington State.....	#1995
Echemandu, Adimchinobe (RB) California.....	2004
Echols, Donnie (TE) Oklahoma State.....	*1987
Edwards, Brayton (WR) Michigan.....	2005-09
Edwards, Earl (DT) Wichita State.....	1976-78
Edwards, Marc (FB) Notre Dame.....	1999-00
Ekuban, Ebenezer (DE) North Carolina.....	2004
Elam, Abram (DB) Kent State.....	2009-10
Elkins, Mike (QB) Wake Forest.....	#1991

Ellis, Ken (DB) Southern.....	1977
Ellis, Ray (S) Ohio State.....	1986-87
Ellsworth, Percy (DB) Virginia.....	2000-01
Emanuel, Ben (S) UCLA.....	#2006
Engel, Steve (RB) Colorado.....	1970
Ernster, Paul (P) Northern Arizona.....	2007
Estandia, Greg (TE) UNLV.....	2009-10
Eslinger, Greg (OL) Minnesota.....	#2007
Ethridge, Ray (WR) Pasadena City.....	#1995
Evans, Fred (RB) Notre Dame.....	1946
Evans, Johnny (QB-P) North Carolina State.....	1978-80
Everett, Major (RB) Mississippi College.....	1986, *1987
Everitt, Steve (C) Michigan.....	1993-95

F

Faine, Jeff (C) Notre Dame.....	2003-05
Fair, Carl (RB) Alabama-Birmingham.....	2001
Fairchild, Greg (G) Tulsa.....	1978
Farren, Paul (T) Boston University.....	1983-91
Feacher, Ricky (WR) Mississippi Valley.....	1976-84
Fekete, Gene (RB) Ohio State.....	1946
Ferguson, Charley (DE) Tennessee A&I.....	1961
Ferguson, Vagas (RB) Notre Dame.....	1983
Fichtner, Ross (DB) Purdue.....	1960-67
Figaro, Cedric (LB) Notre Dame.....	1991-92
Figurs, Yamon (WR) Kansas State.....	2010
Fike, Dan (G) Florida.....	1985-92
Fisk, Jason (DL) Stanford.....	2005
Fiss, Galen (LB) Kansas.....	1956-66
Fleming, Don (DB) Florida.....	1960-62
Flick, Tom (OB) Washington.....	1984
Flint, Judson (DB) Memphis State.....	1980-82
Florence, Anthony (DB) Bethune Cookman.....	1991
Floyd, Chris (FB) Michigan.....	2000
Floyd, Marquis (DB) West Georgia.....	#2009
Foggie, Fred (DB) Minnesota.....	1992
Fontenot, Herman (RB) Louisiana State.....	1985-88
Fontenot, Therrian (DB) Fresno State.....	2006
Footman, Dan (DE) Florida State.....	1993-95
Forbes, Marlon (S) Penn State.....	1999
Ford, Henry (RB) Pittsburgh.....	1955
Ford, Len (DE) Michigan.....	1950-57
Forester, Herschel (G) Southern Methodist.....	1954-57
Fortune, Elliott (DL) Georgia Tech.....	#1995
Fowler, Melvin (C) Maryland.....	2002-04
Fraleigh, Hank (C) Robert Morris.....	2006-09
Francies, Coye (DB) San Jose State.....	2009-10
Francis, Jeff (QB) Tennessee.....	1990, #1992
Franco, Brian (K) Penn State.....	*1987
Franklin, Bobby (DB) Mississippi.....	1960-66
Franks, Elvis (DE) Morgan State.....	1980-84
Franz, Todd (DB) Tulsa.....	2000
Fraser, Simon (DL) Ohio State.....	2005-07
Frederick, Andy (T) New Mexico.....	1982
Frederick, Mike (DE) Virginia.....	1995
Freedman, Bob (QB) Auburn.....	1957-58
Friedman, Lennie (OL) Duke.....	2006-08
Frost, Derrick (P) Northern Iowa.....	2003-04
Frost, Scott (DB) Nebraska.....	2001
Frye, Charlie (QB) Akron.....	2005-07
Fujita, Scott (LB) California.....	2010
Fuller, Corey (DB) Florida State.....	1999-02
Fullwood, Brent (RB) Auburn.....	1990
Fulton, Dan (WR) Nebraska-Omaha.....	1981-82
Furman, John (QB) Texas-El Paso.....	1962
Furrey, Mike (WR) Iowa.....	2009

G

Gain, Bob (DT) Kentucky.....	1952, 1954-64
-------------------------------------	---------------

Gainer, Derrick (RB) Florida A&M.....	1990
Gaines, Michael (TE) Central Florida.....	2009
Galbraith, Scott (TE) UCLA.....	1990-92
Garay, Antonio (DL) Boston College.....	2003
Garcia, Jeff (QB) San Jose State.....	2004
Garcia, Jim (DE) Purdue.....	1965
Gardner, Barry (LB) Northwestern.....	2003-04
Garlocki, Chris (P) Clemson.....	1999-2003
Garlington, John (LB) Louisiana State.....	1968-77
Garmon, Kelvin (OL) Baylor.....	2004
Gartner, Chris (K) Indiana.....	1974
Gash, Thane (S) East Tennessee State.....	1988-90
Gatski, Frank (C) Marshall.....	1946-56
Gaudio, Bob (G) Ohio State.....	1947-49, 1951
Gault, Don (QB) Hofstra.....	1970
Gautt, Prentice (RB) Oklahoma.....	1960
Gay, Benjamin (RB) Garden City C.C.....	2001
George, Tim (WR) Carson-Newman.....	1974
German, Jammi (WR) Miami (Fla.).....	2001
Gibron, Abe (G) Purdue.....	1950-56
Gibson, Damon (WR) Iowa.....	1999
Gibson, Tom (DE) Northern Arizona.....	1989-90
Gillom, Horace (P-WR) Nevada.....	1947-56
Gilmore, Corey (RB) San Diego State.....	*1987
Glass, Bill (DE) Baylor.....	1962-68
Glass, Chip (TE) Florida State.....	1969-73
Goad, Tim (DT) North Carolina.....	1995
Gocong, Chris (LB) Cal-Poly SLO.....	2010
Goebel, Brad (QB) Baylor.....	1992-94
Goins, Robert (S) Gambling.....	*1987
Golic, Bob (DT) Notre Dame.....	1982-88
Gonzalez, Joaquin (OT) Miami (Fla.).....	2002-04
Goode, Don (LB) Kansas.....	1980-81
Goosby, Tom (LB) Baldwin-Wallace.....	1963
Gordon, Amon (DL) Stanford.....	2004
Gorgal, Ken (DB) Purdue.....	1950, 1953-54
Goss, Don (DT) Southern Methodist.....	1956
Gossett, Jeff (P) Eastern Illinois.....	1983, 1985-87
Gradkowski, Bruce (QB) Toledo.....	2008
Graf, Dave (LB) Penn State.....	1975-79
Graham, Otto (QB) Northwestern.....	1946-55
Grant, Orantes (LB) Georgia.....	2003
Grant, Wes (DE) UCLA.....	1972
Graybill, Mike (OL) Boston University.....	1989
Grayson, David (LB) Fresno State.....	*1987-90
Graziani, Tony (QB) Oregon.....	#2000
Green, Boyce (RB) Carson-Newman.....	1983-85
Green, David (RB) Edinboro State.....	1982
Green, Ernie (RB) Louisville.....	1962-68
Green, Ron (WR) North Dakota.....	1967-68
Green, Van (DB) Shaw.....	1973-76
Green, William (RB) Boston College.....	2002-05
Greenwood, Don (RB) Illinois.....	1946-47
Greer, Terry (WR) Alabama State.....	1986
Gregory, Damian (DT) Illinois State.....	2002
Gregory, Jack (DE) Delta State.....	1967-71, 1979
Griffin, Don (CB) Middle Tennessee State.....	1994-95
Griffin, Kris (LB) Indiana (Pa.).....	2007-08
Griffing, Glynn (QB) Mississippi.....	1964
Griffith, Robert (S) San Diego State.....	2002-04
Grigg, Forrest (DT) Tulsa.....	1948-51
Griggs, Anthony (LB) Ohio State.....	1986-88
Gross, Al (S) Arizona.....	1983-87
Groves, George (G) Marquette.....	1946
Groza, Lou (T-K) Ohio State.....	1946-59, 1961-67
Gruber, Bob (OT) Pittsburgh.....	1986
Guilbeau, Rusty (LB) McNeese State.....	1987

H

Haden, Joe (DB) Florida.....	2010
Hadnot, Rex (OL) Houston.....	2008-09
Haggerty, Johnathan (WR) SW Oklahoma State.....	2010
Hairston, Carl (DE) Maryland-Eastern Shore.....	1984-89
Hairston, Stacey (DB) Ohio Northern.....	1993-94
Haley, Darryl (OL) Utah.....	*1987-88
Hall, Alex (LB) St. Augustine's.....	2008-09
Hall, Charlie (LB) Houston.....	1971-80
Hall, Dana (S) Washington.....	1995
Hall, Dino (KR-RB) Glassboro State.....	1979-83
Haller, Alan (DB) Michigan State.....	1992
Ham, Derrick (DL) Miami (Fla.).....	2001
Hambrick, Darren (LB) South Carolina.....	2002
Hamilton, Bobby (DE) Southern Mississippi.....	2007
Hamilton, Justin (DB) Virginia Tech.....	2006
Hamilton, Michael (LB) North Carolina A&T.....	2000
Hannemann, Cliff (LB) Fresno State.....	*1987
Hansen, Brian (P) Sioux Falls.....	1991-93
Hanulak, Chet (RB) Maryland.....	1954, 1957
Hardesty, Montario (RB) Tennessee.....	2010
Harper, Mark (CB) Alcorn State.....	1986-90
Harraway, Charley (RB) San Jose State.....	1966-68
Harrington, John (DE) Marquette.....	1946
Harris, Duriel (WR) New Mexico State.....	1984
Harris, Jon (DE) Virginia.....	#1999
Harris, Josh (QB) Bowling Green.....	#2004
Harris, Marshall (DE) Texas Christian.....	1980-82
Harris, Odie (DB) Sam Houston State.....	1991-92
Harris, Orien (DL) Miami (Fla.).....	2006
Harrison, Arnold (LB) Georgia.....	2009
Harrison, Jerome (RB) Washington State.....	2006-10
Hartley, Frank (TE) Illinois.....	1994-95
Hawkins, Ben (WR) Arizona State.....	1974
Hawkins, Mike (DB) Oklahoma.....	2006
Haye, Jovan (DL) Vanderbilt.....	#2006
Heiden, Steve (TE) South Dakota State.....	2002-09
Heinrich, Keith (TE) Sam Houston State.....	2003-04
Helluin, Jerry (DT) Tulane.....	1952-53
Henry, Anthony (DB) South Florida.....	2001-04
Herring, Hal (LB) Auburn.....	1950-52
Hickerson, Gene (G) Mississippi.....	1958-60, 1962-73
Hilgenberg, Jay (C) Iowa.....	1992
Hill, Calvin (RB) Yale.....	1978-81
Hill, Jim (DB) Texas A&I.....	1975
Hill, Madre (RB) Arkansas.....	1999
Hill, Travis (LB) Nebraska.....	1994-95
Hill, Will (S) Bishop College.....	1988
Hilliard, Randy (CB) Louisiana State.....	1990-93
Hillis, Peyton (RB) Arkansas.....	2010
Hoaglin, Fred (C) Pittsburgh.....	1966-72
Hoard, Leroy (RB) Michigan.....	1990-95
Hodges, Reggie (P) Ball State.....	2009-10
Hoggard, D.D. (CB) North Carolina State.....	1985-87
Holcomb, Kelly (QB) Middle Tennessee State.....	2001-04
Holden, Steve (WR) Arizona State.....	1973-76
Holdman, Warrick (LB) Texas A&M.....	2004
Holland, Darius (DT) Colorado.....	1999-00
Holland, Jamie (WR) Ohio State.....	1992
Holloway, Glen (G) North Texas State.....	1974
Holly, Daven (DB) Cincinnati.....	2006-08
Holmes, Earl (LB) Florida A&M.....	2002
Holohan, Pete (TE) Notre Dame.....	1992
Holt, Harry (TE) Arizona.....	1983-86
Hooker, Fair (WR) Arizona State.....	1969-74
Hoover, Houston (G) Jackson State.....	1993
Hopkins, Thomas (T) Alabama A&M.....	1983
Horn, Alvin (DB) Nevada-Las Vegas.....	*1987

Horn, Don (QB) San Diego State.....	1973
Horvath, Les (RB) Ohio State.....	1949
Houston, Jim (DE-LB) Ohio State.....	1960-72
Houston, Lin (G) Ohio State.....	1946-53
Howard, Sherman (RB) Nevada.....	1952-53
Howell, Mike (DB) Grambling.....	1965-72
Howton, Bill (WR) Rice.....	1959
Hubbard, Paul (WR) Wisconsin.....	#2008
Humble, Weldon (LB) Rice.....	1947-50
Hunt, Bob (RB) Heidelberg.....	1974
Hunter, Art (C) Notre Dame.....	1956-59
Hunter, Earnest (RB) Southeast Oklahoma State.....	1995
Hunter, Pete (DB) Virginia Union.....	2005
Hutchinson, Tom (WR) Kentucky.....	1963-65
Hutchison, Chuck (G) Ohio State.....	1973-75
Huther, Bruce (LB) New Hampshire.....	1981
Hybl, Nate (QB) Oklahoma.....	2003
Hyder, Gaylon (OL) Texas Christian.....	2001
Hynoski, Henry (RB) Temple.....	1975

I

Ilgenfritz, Mark (DE) Vanderbilt.....	1974
Ingram, Darryl (TE) California.....	1991
Irons, Gerald (LB) Maryland-Eastern Shore.....	1976-79
Irons, Paul (TE) Florida State.....	2005
Isaia, Sale (OL) UCLA.....	#1995
Isbell, Joe Bob (G) Houston.....	1966
Israel, Ron (DB) Notre Dame.....	2003
Ivey, Travis (DL) Maryland.....	2010

J

Jackson, Alfred (DB) San Diego State.....	1991-92
Jackson, Bill (S) North Carolina.....	1982
Jackson, Corey (DL) Nevada.....	2003-04
Jackson, D'Qwell (LB) Maryland.....	2006-10
Jackson, Enis (CB) Memphis State.....	*1987
Jackson, Frisman (WR) Western Illinois.....	2002-05
Jackson, James (RB) Miami (Fla.).....	2001-04
Jackson, Lenzie (WR) Arizona State.....	2000
Jackson, Michael (WR) Southern Mississippi.....	1991-95
Jackson, Raymond (DB) Colorado State.....	1999-01
Jackson, Rich (DE) Southern.....	1972
Jackson, Robert E. (G) Duke.....	1975-85
Jackson, Robert L. (LB) Texas A&M.....	1978-81
Jacobs, Dave (K) Syracuse.....	1981
Jacobs, Tim (CB) Delaware.....	1993-95
Jaeger, Jeff (K) Washington.....	1987
Jagade, Harry (RB) Indiana.....	1951-53
James, Lynn (WR) Arizona State.....	1991
James, Nathaniel (DB) Florida A&M.....	1968
James, Tommy (DB) Ohio State.....	1948-55
Jameson, Michael (S) Texas A&M.....	2002-04
Jefferson, Ben (T) Maryland.....	1990
Jefferson, John (WR) Arizona State.....	1985
Jenkins, Al (G) Tulsa.....	1969-70
Jennings, Chris (RB) Arizona.....	2009
Jennings, Brandon (DB) Texas A&M.....	#2001
Johnson, Bill (DL) Michigan State.....	1992-94
Johnson, Doug (QB) Florida.....	#2005
Johnson, Eddie (LB) Louisville.....	1981-90
Johnson, Kevin (WR) Syracuse.....	1999-03
Johnson, Lawrence (DB) Wisconsin.....	1979-84
Johnson, Lee (P) Brigham Young.....	1987-88
Johnson, Mark (LB) Missouri.....	1977
Johnson, Mike (LB) Virginia Tech.....	1986-93
Johnson, Mitch (T) UCLA.....	1971
Johnson, Pepper (LB) Ohio State.....	1993-95
Johnson, Ron (RB) Michigan.....	1969
Johnson, Tre' (OL) Temple.....	2001

Johnson, Walter (DT) California State (Los Angeles).....	1965-76
Joiner, Vernon (WR) Maryland.....	1989-90
Jones, Bobby (WR) No College.....	1983
Jones, Dave (WR) Kansas State.....	1969-71
Jones, Dub (WR) Tulane.....	1948-55
Jones, Edgar (RB) Pittsburgh.....	1946-49
Jones, George (RB) San Diego State.....	1999
Jones, Homer (WR) Texas Southern.....	1970
Jones, James (DL) Northern Iowa.....	1991-94
Jones, Jock (LB) Virginia Tech.....	1990-91
Jones, Joe (DE) Tennessee State.....	1970-71, 1973, 1975-78
Jones, Keith (RB) Nebraska.....	1989
Jones, Kirk (RB) Nevada-Las Vegas.....	*1987
Jones, Lenoy (LB) Texas Christian.....	1999-02
Jones, Marlon (DE) Central State.....	1987-89
Jones, Ricky (LB) Tuskegee.....	1977-79
Jones, Sean (DB) Georgia.....	2005-08
Jones, Selwyn (DB) Colorado State.....	1993, #1994
Jones, Tony (OT) Western Carolina.....	1988-95
Jordan, Henry (DT) Virginia.....	1957-58
Jordan, Homer (QB) Clemson.....	*1987
Junkin, Mike (LB) Duke.....	1987-88
Jurevicius, Joe (WR) Penn State.....	2006-08
Jurkovic, John (DT) Eastern Illinois.....	1999

K

Kafentzis, Mark (S) Hawaii.....	1982
Kanicki, Jim (DT) Michigan State.....	1963-69
Kapter, Alex (G) Northwestern.....	1946-47
Katolin, Mike (C) San Jose State.....	*1987
Kauric, Jerry (K) Kennedy Collegiate.....	1990
Kellermann, Ernie (DB) Miami (Ohio).....	1966-71
Kelley, Chris (TE) Akron.....	*1987
Kelley, Ethan (DL) Baylor.....	2005-07
Kelly, Leroy (RB) Morgan State.....	1964-73
Kemp, Perry (WR) California (Pa.).....	*1987
Killings, Cedric (DT) Carson-Newman.....	#2001
Kinard, Billy (DB) Mississippi.....	1956
Kinchen, Brian (TE) Louisiana State.....	1991-95
King, Andre (WR) Miami (Fla.).....	2001-04
King, Don (T) Kentucky.....	1954
King, Ed (OL) Auburn.....	1991-93
King, Eric (DB) Wake Forest.....	2010
King, Joe (DB) Oklahoma State.....	1991
Kingree, Rick (LB) Tulane.....	1971-72
Kirby, Terry (RB) Virginia.....	1999
Kirk, Randy (LB) San Diego State.....	1991
Kissell, John (T) Boston College.....	1950-52, 1954-56
Kolesar, Bob (G) Michigan.....	1946
Konz, Ken (DB) Louisiana State.....	1953-59
Kosar, Bernie (QB) Miami (Fla.).....	1985-93
Kosikowski, Frank (WR) Notre Dame.....	1948
Kovaleski, Mike (LB) Notre Dame.....	*1987
Kramer, Kyle (S) Bowling Green.....	1989
Kreitling, Rich (WR) Illinois.....	1959-63
Krerowicz, Mark (G) Ohio State.....	#1985
Kuechenberg, Rudy (LB) Indiana.....	1970
Kuehl, Ryan (LS) Virginia.....	1999-02
Kyle, Jason (LB) Arizona State.....	1999

L

Lacy, Bo (OL) Arkansas.....	#2004
Lahr, Warren (DB) Western Reserve.....	1948-59
LaMontagne, Noel (OL) Virginia.....	2000
Landy, George (RB) Lamar.....	*1987
Lane, Gary (QB) Missouri.....	1966-67
Lang, Kenard (DE) Miami (Fla.).....	2002-05
Langham, Antonio (CB) Alabama.....	1994-95, 1999
Langhorne, Reggie (WR) Elizabeth City State.....	1985-91

Lauter, Steve (S) San Diego State.....	*1987
Lauvao, Shawn (OL) Arizona State.....	2010
Lavelli, Dante (WR) Ohio State.....	1946-56
Lawson, Gerard (DB) Oregon State.....	2008-09
Ledford, Dwayne (OL) East Carolina.....	#2005
Lee, Barry (C) Grambling.....	*1987
Lee, Marcus (RB) Syracuse.....	1994
Lefear, Billy (WR) Henderson State.....	1972-75
Lehan, Michael (DB) Minnesota.....	2003-05
Leigh, Charles (RB) No College.....	1968-69
Leonard, Louis (DE) Fresno State.....	2007-08
LeVeck, Jack (LB) Ohio University.....	1975
Lewis, Cliff (QB) Duke.....	1946-51
Lewis, Darryl (TE) Texas-Arlington.....	1984
Lewis, Jamal (RB) Tennessee.....	2007-09
Lewis, Leo (PR) Missouri.....	1990
Lewis, Stan (DE) Wayne State (Neb.).....	1975
Lilja, George (G-T) Michigan.....	1984-86
Linden, Errol (T) Houston.....	1961
Lindsay, Everett (OL) Mississippi.....	2000
Lindsey, Dale (LB) Western Kentucky.....	1965-72
Lingenfeiter, Bob (T) Nebraska.....	1977
Lingmerth, Goran (K) Northern Arizona.....	*1987
Little, Earl (DB) Miami (Fla.).....	1999-04
Littleton, Jody (LS) Baylor.....	2005
Lloyd, Dave (LB) Georgia.....	1959-61
Logan, Dave (WR) Colorado.....	1976-83
Logan, Ernie (DL) East Carolina.....	1991-93
London, Tom (DB) North Carolina State.....	1978
Long, Mel (LB) Toledo.....	1972-74
Loomis, Ace (RB) LaCrosse State.....	1952
Lucci, Mike (LB) Tennessee.....	1962-64
Luck, Terry (QB) Nebraska.....	1977
Lund, Bill (RB) Case Tech.....	1946-47
Lyle, Rick (DE) Missouri.....	1994, #1995
Lyons, Robert (S) Akron.....	1989

M

Maceau, Mel (C) Marquette.....	1946-48
Macerelli, John (G) St. Vincent.....	1956
Mack, Alex (C) California.....	2009-10
Mack, Kevin (RB) Clemson.....	1985-93
Maddox, Nick (RB) Florida State.....	2003
Madison, Anthony (DB) Alabama.....	2009
Madsen, John (TE) Utah.....	2008
Maiava, Kaluka (LB) Southern California.....	2009-10
Majors, Bobby (DB) Tennessee.....	1972
Maibrough, Anthony (DB) Texas Tech.....	2000
Malone, Ralph (DE) Georgia Tech.....	1986
Manoa, Tim (FB) Penn State.....	1987-89
Marangi, Gary (QB) Boston College.....	#1977
Marshall, Dave (LB) Eastern Michigan.....	1984
Marshall, Jim (DE) Ohio State.....	1960
Martin, Jamie (QB) Weber State.....	#1999
Martin, Jim (DT) Notre Dame.....	1950
Mason, Larry (RB) Troy State.....	*1987
Massaqui, Mohamed (WR) Georgia.....	2009-10
Massey, Carlton (DE) Texas.....	1954-56
Matheson, Bob (LB) Duke.....	1967-70
Matthews, Clay (LB) Southern California.....	1978-93
Matua, Fred (OG) Southern California.....	#2006
Mayne, Lewis (RB) Texas.....	1947
Mays, Dave (QB) Texas Southern.....	1976-77
McCade, Mike (WR) Nevada-Las Vegas.....	*1987
McCardell, Keenan (WR) Nevada-Las Vegas.....	1992-95
McClung, Willie (DT) Florida A&M.....	1958-59
McCormack, Hurvin (DL) Indiana.....	1999
McCormack, Mike (T) Kansas.....	1954-62
McCown, Luke (OB) Louisiana Tech.....	2004
McCoy, Colt (QB) Texas.....	2010
McCusker, Jim (DE) Ohio State.....	1963
McCutcheon, Daylon (CB) Southern California.....	1999-05
McDonald, Brandon (DB) Memphis.....	2007-09
McDonald, Paul (QB) Southern California.....	1980-85
McDonald, Tommy (WR) Oklahoma.....	1968
McGinest, Willie (LB) Southern California.....	2006-08
McGonnigal, Bruce (TE) Virginia.....	1991
McIntyre, Corey (FB) West Virginia.....	2005
McKay, Bob (T) Texas.....	1970-75
McKenzie, Keith (DE) Ball State.....	2000-01
McKenzie, Rich (DE) Penn State.....	1995
McKinley, Alvin (DL) Mississippi State.....	2001-06
McKinney, Jeremy (T) Iowa.....	#1999, 2001
McKinney, Seth (OL) Texas A&M.....	2007-08
McKinnis, Hugh (RB) Arizona State.....	1973-75
McLemore, Tom (TE) Southern.....	1993-94
McLeod, Kevin (FB) Auburn.....	2003
McMahon, Jim (QB) Brigham Young.....	#1995
McMillan, David (LB) Kansas.....	2005-07
McMillan, Erik (S) Missouri.....	1993
McNeil, Clifton (WR) Grambling.....	1964-67
McNeil, Gerald (WR/KR) Baylor.....	1986-89
McNeil, Ryan (CB) Miami (Fla.).....	1999
McQuistan, Pat (OL) Weber State.....	#2010
McTyer, Tim (S) Brigham Young.....	1999
Memmelaar, Dale (G) Wyoming.....	1964-65
Mercier, Richard (OL) Miami (Fla.).....	2001
Metcalf, Eric (RB) Texas.....	1989-94
Meylan, Wayne (LB) Nebraska.....	1968-69
Michaels, Walt (LB) Washington & Lee.....	1952-61
Mickens, Ray (DB) Texas A&M.....	2005
Middleton, Ron (TE) Auburn.....	1989
Miller, Arnold (DL) Louisiana State.....	1999-00
Miller, Billy (TE) Southern California.....	2005
Miller, Cleo (RB) Arkansas AM&N.....	1975-82
Miller, Jamir (LB) UCLA.....	1999-01
Miller, Mark (QB) Bowling Green.....	1978-79
Miller, Matt (T) Colorado.....	1979-82
Miller, Nick (LB) Arkansas.....	1987
Miller, Willie (WR) Colorado State.....	1975-76
Milstead, Rod (G) Delaware State.....	#1993
Minniear, Randy (RB) Purdue.....	1970
Minnifield, Frank (CB) Louisville.....	1984-92
Minter, Barry (LB) Tulsa.....	2001
Mitchell, Alvin (DB) Morgan State.....	1968-69
Mitchell, Bobby (RB) Illinois.....	1958-61
Mitchell, Carlton (WR) South Florida.....	2010
Mitchell, Jayme (DL) Mississippi.....	#2010
Mitchell, Mack (DE) Houston.....	1975-78
Modzelewski, Dick (DT) Maryland.....	1964-66
Modzelewski, Ed (RB) Maryland.....	1955-59
Mohring, John (LB) C.W. Post.....	1980
Monroe, Rod (TE) Cincinnati.....	2001
Montgomery, Cleotha (KR) Abilene Christian.....	1981
Moog, Aaron (DE) Nevada-Las Vegas.....	*1987
Moore, Eric (OL) Indiana.....	1995
Moore, Evan (TE) Stanford.....	2009-10
Moore, Marty (LB) Kentucky.....	2000
Moore, Stevon (DB) Mississippi.....	1992-95
Moreland, Earthwind (DB) Georgia Southern.....	2001
Moreland, Jake (TE) Western Michigan.....	2001
Morgan, Quincy (WR) Kansas State.....	2001-04
Moriarty, Pat (RB) Georgia Tech.....	1979
Morin, Milt (TE) Massachusetts.....	1966-75
Morris, Chris (T) Indiana.....	1972-73

Morris, Joe (RB) Syracuse	1991
Morris, Mike (C) Northeast Mississippi State.....	1990
Morrison, Fred (RB) Ohio State.....	1954-56
Morrison, Reece (RB) Southwest Texas State.....	1968-72
Morrow, Alvin (TE) No College	#2001
Morrow, John (C) Michigan.....	1960-66
Morze, Frank (C) Boston College.....	1962-63
Moseley, Mark (K) Stephen F. Austin.....	1986
Moselle, Dom (RB) Superior (Wisconsin) State College.....	1950
Mosley, C.J. (DL) Missouri.....	2009
Mosley, Kendrick (WR) Western Michigan.....	2006
Mostardi, Richard (DB) Kent State.....	1960
Motley, Marion (RB) Nevada.....	1946-53
Murphy, Fred (WR) Georgia Tech.....	1960
Mustafaa, Najee (CB) Georgia Tech.....	1993
Mustard, Chad (TE) North Dakota.....	2003-04
Myers, Michael (DL) Alabama.....	2003-04
Myles, Toby (OL) Jackson State.....	2001

N

Nagler, Gern (WR) Santa Clara.....	1960-61
Nave, Stevan (LB) Kansas.....	*1987
Nelsen, Bill (OL) Southern California.....	1968-72
Neujahr, Quentin (OL) Kansas State.....	#1995
Newman, Patrick (WR) San Diego State.....	1994
Newsome, Ozzie (TE) Alabama.....	1978-90
Newsome, Vince (DB) Washington.....	1991-92
Nicolas, Scott (LB) Miami.....	1982-86
Ninowski, Jim (QB) Michigan State.....	1958-59, 1962-66
Nix, John (DL) Southern Mississippi.....	#2003
Noll, Chuck (G-LB) Dayton.....	1953-59
Northcutt, Dennis (WR) Arizona.....	2000-06
Norwood, Jordan (WR) Penn State.....	#2010
Nugent, Terry (QB) Colorado State.....	#1984
Nutting, Ed (DT) Georgia Tech.....	1961

O

O'Brien, Francis (T) Michigan State.....	1959
O'Connell, Tom (QB) Illinois.....	1956-57
O'Connor, Bill (DE) Notre Dame.....	1949
O'Hara, Shaun (OL) Rutgers.....	2000-03
Oben, Roman (OT) Louisville.....	2000-01
Octavien, Steve (LB) Nebraska.....	2010
Oden, McDonald (TE) Tennessee State.....	1980-82
Odom, Clifton (LB) Texas-Arlington.....	1980
Ogle, Kendall (LB) Maryland.....	1999
Oliphant, Mike (RB) Puget Sound.....	1989-91
Oliver, Bob (DE) Abilene Christian.....	1969
Orr, Shantee (LB) Michigan.....	2008
Oristaglio, Bob (DE) Pennsylvania.....	1951
Osborne, Scot (OL) William & Mary.....	#2003
Oshinowo, Babatunde (DL) Stanford.....	2006
Osika, Craig (OL) Indiana.....	2003-04
Owens, John (TE) Notre Dame.....	#2005

P

Pagel, Mike (QB) Arizona State.....	1986-90
Palelei, Lonnie (OL) Nevada-Las Vegas.....	#1995
Palmer, Derrell (DT) Texas Christian.....	1949-53
Palmer, Randy (TE) Texas A&M (Kingsville).....	1999
Palumbo, Sam (LB) Notre Dame.....	1955-56
Parilli, Vito (QB) Kentucky.....	1956
Parker, Frank (DT) Oklahoma State.....	1962-64, 1966-67
Parker, Jerry (LB) Central State.....	*1987
Parker, J'Vonne (DL) Rutgers.....	2005-06
Parris, Gary (TE) Florida State.....	1975-78
Parrish, Bernie (DB) Florida.....	1959-66
Parseghian, Ara (RB) Miami (Ohio).....	1948-49
Pashos, Tony (OL) Illinois.....	2010

Patrick, Allen (RB) Oklahoma.....	#2008
Patten, David (WR) Western Carolina.....	2000
Patten, Joel (T) Duke.....	1980
Paul, Don (DB) Washington State.....	1954-58
Payton, Eddie (KR) Jackson State.....	1977
Pearson, Calvin (DB) Grambling.....	2002
Pederson, Doug (QB) Northeast Louisiana.....	2000
Peebles, Danny (WR) North Carolina State.....	1991
Peek, Antwan (LB) Cincinnati.....	2007-08
Peerman, Cedric (RB) Virginia.....	#2009
Pena, Bob (G) Massachusetts.....	1972
Perini, Pete (RB) Ohio State.....	1955
Perkins, Antonio (DB) Oklahoma.....	2005-06
Perry, Jerome (DB) Eastern Michigan.....	2006
Perry, Michael Dean (DT) Clemson.....	1988-94
Perry, Rod (CB) Colorado.....	1983-84
Peters, Floyd (DT) San Francisco State.....	1959-62
Peters, Tony (DB) Oklahoma.....	1975-78
Petersen, Ted (T) Eastern Illinois.....	1984
Petitbon, John (DB) Notre Dame.....	1955-56
Phelps, Don (RB) Kentucky.....	1950-51
Phenix, Perry (DB) Southern Mississippi.....	#2001
Philcox, Todd (QB) Syracuse.....	1991-93
Philip, Marvin (OL) California.....	#2007
Phipps, Mike (QB) Purdue.....	1970-76
Pierce, Calvin (FB) Eastern Illinois.....	*1987
Pierce, Stephen (WR) Illinois.....	*1987
Pietrosante, Nick (RB) Notre Dame.....	1966-67
Pike, Chris (DL) Tulsa.....	1989-90
Piscitelli, Sabby (DB) Oregon State.....	2010
Piskor, Ray (T) Niagara.....	1947
Pitts, Frank (WR) Southern.....	1971-73
Pitts, John (DB) Arizona State.....	1975
Pizzo, Joe (QB) Mars Hill.....	*1987
Player, Scott (P) Florida State.....	2007
Pleasant, Anthony (DE) Tennessee State.....	1990-95
Plum, Milt (QB) Penn State.....	1957-61
Polley, Tom (LB) Nevada-Las Vegas.....	*1987
Pontbriand, Ryan (LS) Rice.....	2003-10
Pool, Brodney (DB) Oklahoma.....	2005-09
Poole, Larry (RB) Kent State.....	1975-77
Pope, Marquez (S) Fresno State.....	1999
Poteat, Hank (DB) Pittsburgh.....	2009
Powell, Craig (LB) Ohio State.....	1995
Powell, Preston (RB) Grambling.....	1961
Powell, Ronnie (WR) Northwestern State.....	1999
Powers, Ricky (WR) Michigan.....	1995
Prentice, Travis (RB) Miami (Ohio).....	2000
Prestel, Jim (T) Idaho.....	1960
Pritchett, Billy (RB) West Texas State.....	1975
Pruitt, Greg (RB) Oklahoma.....	1973-81
Pruitt, Mike (RB) Purdue.....	1976-84
Ptacek, Bob (QB) Michigan.....	1959
Pucci, Ben (DT) No College.....	1948
Pucillo, Mike (OL) Auburn.....	2005
Pupua, Tau (DT) Weber State.....	#1995
Putnam, Duane (G) College of the Pacific.....	1961
Puzzuoli, Dave (NT) Pittsburgh.....	1983-87
Pyne, Jim (G) Virginia Tech.....	1999-00

Q

Quaye, Ko (DL) South Dakota.....	#2010
Quinlan, Bill (DE) Michigan State.....	1957-58
Quinlan, Voiney (RB) San Diego State.....	1956
Quinn, Brady (QB) Notre Dame.....	2007-09

R

Raimey, Dave (DB) Michigan.....	1964
Rainer, Wali (LB) Virginia.....	1999-01

Rakoczy, Gregg (OL) Miami.....	1987-90	Sandusky, John (T) Villanova.....	1950-55
Ratliff, Brett (OB) Utah.....	#2009, #2010	Sanford, Brian (DL) Temple.....	#2010
Ratterman, George (QB) Notre Dame.....	1952-56	Sanford, Lucius (LB) Georgia Tech.....	1987
Rechichar, Bert (DB) Tennessee.....	1952	Santiago, O.J. (TE) Kent State.....	#2000, 2001
Redden, Barry (RB) Richmond.....	1989-90	Scales, Charley (RB) Indiana.....	1962-65
Reeves, Ken (OL) Texas A&M.....	1990	Scarry, Mike (C) Waynesburg.....	1946-47
Reeves, Walter (TE) Auburn.....	1994-95	Schaefering, Brian (DL) Lindenwood.....	2009-10
Rehberg, Scott (OL) Central Michigan.....	1999	Schafraath, Dick (G-T) Ohio State.....	1959-71
Renfro, Ray (WR) North Texas State.....	1952-63	Schoen, Tom (DB) Notre Dame.....	1970
Reynolds, Billy (RB) Pittsburgh.....	1953-54, 1957	Schultz, Randy (RB) State College (Iowa).....	1966
Reynolds, Chuck (C) Tulsa.....	1969-70	Schwenk, Bud (QB) Washington.....	1969-74
Rhett, Errict (RB) Florida.....	2000	Scott, Bo (RB) Ohio State.....	1969-76
Rhyme, Jerry (QB) Tulsa.....	1969	Scott, Cedric (DE) Southern Mississippi.....	2002
Rich, Randy (DB) New Mexico.....	1978-79	Scott, Clarence (DB) Kansas State.....	1971-83
Richardson, Gloster (WR) Jackson State.....	1972-74	Sczurek, Stan (LB) Purdue.....	1963-65
Richardson, Kyle (P) Arkansas State.....	2005	Seifert, Mike (DE) Wisconsin.....	1974
Riddick, Louis (DB) Pittsburgh.....	1993-95	Selawski, Gene (T) Purdue.....	1960
Rideau, Brandon (WR) Kansas.....	#2005	Sellers, Mike (HB) Walla Walla C.C.....	2001
Rienstra, John (OL) Temple.....	1991-92	Sensanbaugher, Dean (RB) Ohio State.....	1948
Righetti, Joe (DT) Waynesburg.....	1969-70	Shaffer, Kevin (OT) Tulsa.....	2006-08
Risien, Cody (T) Texas A&M.....	1979-83, 1985-89	Sharkey, Ed (G) Nevada.....	1952
Rison, Andre (WR) Michigan State.....	1995	Shavers, Tyrone (WR) Lamar.....	1991
Roan, Oscar (TE) Southern Methodist.....	1975-78	Shaw, Sedrick (RB) Iowa.....	1999
Roberson, Derrick (DB) Rutgers.....	2010	Shea, Aaron (TE) Michigan.....	2000-05
Roberts, Walter (WR) San Jose State.....	1964-66	Shelton, L.J. (OL) Eastern Michigan.....	2005
Robinson, Billy (DB) Arizona State.....	*1987	Shepherd, Leslie (WR) Temple.....	1999
Robinson, DeJuan (DB) Northern Arizona.....	*1987	Sheppard, Henry (G-T) Southern Methodist.....	1976-81
Robinson, Derreck (DL) Iowa.....	2009-10	Sheriff, Stan (G) California Poly.....	1957
Robinson, Fred (G) Washington.....	1957	Sherk, Jerry (DT) Oklahoma State.....	1970-81
Robinson, Mike (DE) Arizona.....	1981-82	Shiner, Dick (QB) Maryland.....	1967
Robinson, Ramzee (DB) Arizona.....	2009	Shoals, Roger (T) Maryland.....	1963-64
Robiskie, Brian (WR) Ohio State.....	2009-10	Shofner, Jim (DB) Texas Christian.....	1958-63
Rockins, Chris (S) Oklahoma State.....	1984-87	Shorter, Jim (DB) Detroit.....	1962-63
Rogers, Don (S) UCLA.....	1984-85	Shula, Don (DB) John Carroll.....	1951-52
Rogers, Shaun (DL) Texas.....	2008-10	Shurnas, Marshall (WR) Missouri.....	1947
Rogers, Tyrone (DL) Alabama State.....	1999-04	Sikich, Mike (G) Northwestern.....	1971
Rokisky, John (DE) Duquesne.....	1946	Sikora, Robert (T) Indiana.....	#1984
Roman, Nick (DE) Ohio State.....	1972-74	Simmons, Tony (WR) Wisconsin.....	2001
Romaniszyn, Jim (LB) Edinboro State.....	1973-74	Simonetti, Len (DT) Tennessee.....	1946-48
Rose, Ken (LB) Nevada-Las Vegas.....	1990	Sims, Darryl (DE) Wisconsin.....	*1987-88
Roth, Matt (LB) Iowa.....	2009-10	Sims, Mickey (DT) South Carolina State.....	1977-79
Rouson, Lee (RB) Colorado.....	1991	Sipe, Brian (QB) San Diego State.....	1974-83
Rowe, Patrick (WR) San Diego State.....	1993	Skibinski, Joe (G) Purdue.....	1952
Rowell, Eugene (WR) Southern Mississippi.....	1990	Slaughter, Webster (WR) San Diego State.....	1986-91
Royal, Robert (TE) Louisiana State.....	2009-10	Slayden, Steve (QB) Duke.....	#1988
Roye, Orpheus (DL) Florida State.....	2000-07	Smith, Alex (TE) Stanford.....	2010
Rubin, Ahtyba (DL) Iowa State.....	2008-10	Smith, Bob (LB) Nebraska.....	1955-56
Rucker, Martin (TE) Missouri.....	2008, #2009	Smith, Clifton (LB) Syracuse.....	2006
Rucker, Reggie (WR) Boston University.....	1975-81	Smith, Clifton (RB) Fresno State.....	2010
Rudd, Dwayne (LB) Alabama.....	2001-02	Smith, Daryle (OT) Tennessee.....	1989
Ruff, Orlando (LB) Furman.....	2005	Smith, DeAngelo (DB) Cincinnati.....	#2009
Ruhman, Chris (OL) Texas A&M.....	1999	Smith, Gaylon (RB) Southwestern.....	1946
Runager, Max (P) South Carolina.....	1988	Smith, Irv (TE) Notre Dame.....	1999
Rusinek, Mike (NT) California.....	*1987	Smith, Jim Ray (G) Baylor.....	1956-62
Russell, Brian (DB) San Diego State.....	2005-06	Smith, John (WR) Tennessee State.....	1979
Ryan, Frank (QB) Rice.....	1962-68	Smith, Ken (TE) New Mexico.....	1973
Rymkus, Lou (T) Notre Dame.....	1946-51	Smith, Mark (DL) Auburn.....	2001-02
Rypien, Mark (QB) Washington State.....	1994	Smith, Marquis (S) California.....	1999-01
S		Smith, Ralph (TE) Mississippi.....	1965-68
Saban, Lou (LB) Indiana.....	1946-49	Smith, Rico (WR) Colorado.....	1992-95
Sabatino, Bill (DT) Colorado.....	1968	Smith, Rob (OL) Tennessee.....	2006
Sagapolutele, Pio (DL) Hawaii.....	1991-95	Smith, Robaire (DE) Michigan State.....	2007-10
Salaam, Rashaan (RB) Colorado.....	1999	Smith, Shaun (DL) South Carolina.....	2007-08
Saleh, Tarek (LB/FB) Wisconsin.....	1999-01	Smith, Terrelle (FB) Arizona State.....	2004-06
Sanders, Darnell (TE) Ohio State.....	2002-03	Snellings, Paul (OL) Georgia.....	#2000
Sanders, Lewis (DB) Maryland.....	2000-04	Snidow, Ron (DE) Oregon.....	1968-72
Sanders, Steve (WR) Bowling Green.....	2008	Sorensen, Nick (DB) Virginia Tech.....	2007-10
		Sowells, Isaac (OL) Indiana.....	2006, #2007, 2008

Sparenberg, Dave (G) Western Ontario.....	*1987
Speedie, Mac (WR) Utah.....	1946-52
Speegle, Nick (LB) New Mexico State.....	2005-06
Speer, Del (S) Florida.....	1993-94
Spencer, Joe (DT) Oklahoma State.....	1949
Spires, Greg (DL) Florida State.....	2001
Spriggs, Marcus (DL) Troy State.....	1999-00, #2001
St. Clair, John (OL) Virginia.....	2009-10
St. Clair, Mike (DE) Grambling.....	1976-79
Stallworth, Donte (WR) Tennessee.....	2008, #2009
Stamer, Josh (LB) South Dakota.....	2009
Stams, Frank (LB) Notre Dame.....	1992-95
Stanfield, Harold (TE) West Virginia Tech.....	*1987
Staroba, Paul (WR) Michigan.....	1972
Steinbach, Eric (OL) Iowa.....	2007-10
Steinbrunner, Don (DE) Washington State.....	1953
Stephens, Larry (DT) Texas.....	1960-61
Steptoe, Syndric (WR) Arizona.....	2008-09
Steuber, Bob (RB) Missouri.....	1946
Stevenson, Rickey (CB) Arizona.....	1970
Stewart, Andrew (DE) Cincinnati.....	1989
Stewart, Matt (LB) Vanderbilt.....	2005-06
Stienke, Jim (DB) Southwest Texas State.....	1973
Stokes, Barry (OL) Eastern Michigan.....	2002-03
Stoutmire, Omar (DB) Fresno State.....	#1999
Stover, Matt (K) Louisiana State.....	1991-95
Stracka, Tim (TE) Wisconsin.....	1983-84
Strock, Don (QB) Virginia Tech.....	1988
Stuckey, Chansi (WR) Clemson.....	2009-10
Suggs, Lee (RB) Virginia Tech.....	2003-05
Sullivan, Dave (WR) Virginia.....	1973-74
Sullivan, Gerry (T-C) Illinois.....	1974-81
Sullivan, Tom (RB) Miami (Fla.).....	1978
Summers, Fred (DB) Wake Forest.....	1969-71
Sumner, Walt (DB) Florida State.....	1969-74
Sustersic, Ed (RB) Findlay.....	1949
Sutter, Ed (LB) Northwestern.....	1993-95
Swarn, George (RB) Miami (Ohio).....	*1987
Sykes, Terrance (OL) Louisiana Tech.....	#2001
T	
Taffoni, Joe (T) Tennessee-Martin.....	1967-70
Talley, John (TE) West Virginia.....	1990-91
Tamm, Ralph (G) West Chester State.....	1990-91
Taseff, Carl (DB) John Carroll.....	1951
Taylor, Ben (LB) Virginia Tech.....	2002-05
Taylor, Terry (CB) Southern Illinois.....	1992-93
Teets, Dick (LB) Wisconsin.....	*1987
Teifke, Mike (C) Akron.....	*1987
Tennell, Derek (TE) UCLA.....	*1987-89
Terlep, George (QB) Notre Dame.....	1948
Terrell, Ray (RB) Mississippi.....	1946-47
Testaverde, Vinny (QB) Miami (Fla.).....	1993-95
Thaxton, Jim (TE) Tennessee State.....	1974
Thierry, John (LB-DE) Alcorn State.....	1999
Thomas, Antonio (DL) Miami.....	2008
Thomas, Joe (OT) Wisconsin.....	2007-10
Thomas, Johnny (CB) Baylor.....	1995
Thome, Chris (OL) Minnesota.....	1991-92
Thompson, Bennie (DB) Grambling.....	1994-95
Thompson, Chaun (LB) West Texas A&M.....	2003-07
Thompson, Kevin (QB) Penn State.....	2000, #2002
Thompson, Mike (DT) Wisconsin.....	1999-00
Thompson, Tommy (LB) William & Mary.....	1949-53
Thornton, John (DL) Cincinnati.....	1991
Tidmore, Sam (LB) Ohio State.....	1962-63
Tierney, Leo (C) Georgia Tech.....	1978
Tillman, Lawyer (WR) Auburn.....	1989, 1992-93

Tinsley, Keith (WR) Pittsburgh.....	*1987
Tomczak, Mike (QB) Ohio State.....	1992
Trautwein, Phil (OL) Florida.....	#2009
Trocano, Rick (DB-QB) Pittsburgh.....	1981-83
Trusnik, Jason (LB) Ohio Northern.....	2009-10
Tucker, Ryan (OT) Texas Christian.....	2002-09
Tucker, Travis (TE) Southern Connecticut State.....	1985-87
Tupa, Tom (QB-P) Ohio State.....	#1993, 1994-95
Turnbow, Jesse (DT) Tennessee.....	1978
Turner, Eric (S) UCLA.....	1991-95
Turner, Kevin (LB) Pacific.....	1982

U

Ulinski, Ed (G) Marshall.....	1946-49
Unck, Mason (LB) Arizona State.....	2003-06
Upshaw, Marvin (DE) Trinity.....	1968-69

V

Vallos, Steve (OL) Wake Forest.....	2010
Van Dyke, Ralph (T) Southern Illinois.....	*1987
Van Pelt, Brad (LB) Michigan State.....	1986
Vardell, Tommy (RB) Stanford.....	1992-95
Veikune, David (LB) Hawaii.....	2009
Ventrone, Ray (DB) Villanova.....	2009-10
Verba, Ross (OL) Iowa.....	2001-02, 2004
Verser, David (WR) Kansas.....	*1987
Vickers, Lawrence (FB) Colorado.....	2006-10

W

Wagner, Bryan (P) Cal-State Northridge.....	1989-90
Walters, Dan (LB) Indiana.....	1988-91
Walker, Dwight (RB-WR) Nicholls State.....	1982-84
Wallace, Calvin (DE) West Virginia Tech.....	*1987
Wallace, Seneca (QB) Iowa State.....	2010
Walls, Everson (DB) Grambling.....	1992-93
Walls, Raymond (DB) Southern Mississippi.....	2002
Walters, Dale (P) Rice.....	*1987
Ward, Carl (DB) Michigan.....	1967-68
Ward, T.J. (DB) Oregon State.....	2010
Warfield, Paul (WR) Ohio State.....	1964-69, 1976-77
Warren, Gerard (DL) Florida.....	2001-04
Washington, Brian (S) Nebraska.....	1988
Washington, Ted (NT) Louisville.....	2006-07
Watson, Benjamin (TE) Georgia.....	2010
Watkins, Tom (RB) Iowa State.....	1961
Watson, Karlton (QB) Winston-Salem.....	*1987
Watson, Louis (WR) Mississippi Valley State.....	*1987
Watson, Remi (WR) Bethune-Cookman.....	*1987
Weathers, Clarence (WR) Delaware State.....	1985-88
Weathers, Curtis (TE-LB) Mississippi.....	1979-85
Webb, Ken (RB) Presbyterian.....	1963
Weber, Chuck (DE) West Chester State.....	1955-56
Webster, Larry (DT) Maryland.....	1995
Westmoreland, Eric (LB) Tennessee.....	2004
White, Bob (RB) Stanford.....	1955
White, Charles (RB) Southern California.....	1980-82, 1984
White, Jamel (RB) South Dakota.....	2000-03
White, James (DE) Louisiana State.....	#1985
White, Lorenzo (RB) Michigan State.....	1995
Whitlow, Bob (C) Arizona.....	1968
Whitwell, Mike (WR-S) Texas A&M.....	1982-83
Wiggin, Paul (DE) Stanford.....	1957-67
Wilburn, Barry (CB) Mississippi.....	1992
Wilkinson, Jerry (DE) Oregon State.....	1980
Williams, A.D. (WR) College of the Pacific.....	1960
Williams, Arthur (WR) Abilene Christian.....	*1987
Williams, Clarence (RB) Washington State.....	1993
Williams, Corey (DL) Arkansas State.....	2008-09
Williams, Demetrius (WR) Oregon.....	2010

Williams, Gene (T-G) Iowa State.....	1993-94	Wright, Alvin (NT) Jacksonville State.....	1992
Williams, James (LB) Mississippi State.....	1999	Wright, Eric (DB) UNLV.....	2007-10
Williams, Larry (G) Notre Dame.....	1986-88	Wright, Felix (S) Drake.....	1985-90
Williams, Lawrence (KR) Texas Tech.....	1977	Wright, George (DT) Sam Houston.....	1972
Williams, Leon (LB) Miami (Fla.).....	2006-08, #2009	Wright, Jason (RB) Northwestern.....	2005-08
Williams, Ray (WR) Clemson.....	*1987	Wright, Keith (WR-KR) Memphis State.....	1978-80
Williams, Roosevelt (DB) Tuskegee.....	2003	Wright, Kenny (DB) Northwestern State.....	2007
Williams, Sidney (LB) Southern.....	1964-66	Wycinsky, Craig (G) Michigan State.....	1972
Williams, Stacy (DB) East Texas State.....	*1987	Wynn, Spergon (OB) Southwest Texas State.....	2000
Williams, Tony (T) Kansas State.....	1993		
Williams, Wally (C) Florida A&M.....	1993-95		
Willis, Bill (G-LB) Ohio State.....	1946-53		
Wilson, Tom (RB) No College.....	1962		
Wilson, Travis (WR) Oklahoma.....	2006, #2007		
Wilson, Troy (CB) Notre Dame.....	*1987		
Wimbley, Kamerion (LB) Florida State.....	2006-09		
Wingle, Blake (G) UCLA.....	*1987		
Winslow, George (P) Villanova.....	1987		
Winslow, Kellen (TE) Miami (Fla.).....	2004, 2006-08		
Winters, Frank (C) Western Illinois.....	1987-88		
Wise, Mike (DL) California-Davis.....	1991		
Wiska, Jeff (G) Michigan State.....	1986		
Wohlabaugh, Dave (C) Syracuse.....	1999-02		
Wolfey, Ron (RB) West Virginia.....	1992-93		
Womack, Floyd (OL) Mississippi State.....	2009-10		
Woods, Rob (OL) Arizona.....	1991		
Woosey, Rolly (DB) Boise State.....	1977		
Wooten, John (G) Colorado.....	1959-67		
Word, Mark (DE) Jacksonville State.....	2002-03		
Wren, Junior (DB) Missouri.....	1956-59		

Y

Yanchar, Bill (DT) Purdue.....	1970
Yates, Billy (OL) Texas A&M.....	2009-10
Yonakor, John (DE) Notre Dame.....	1946-49
Young, George (DE) Georgia.....	1946-53
Young, Glen (WR) Mississippi State.....	1984-85, 1987-88
Young, Scott (OL) Brigham Young.....	2008
Youngblood, George (DB) California State (Los Angeles).....	1967
Yongelman, Sid (DT) Alabama.....	1959
Yovanovits, Dave (OL) Temple.....	2005

Z

Zahursky, Steve (OL) Kent State.....	1999-00
Zastudil, Dave (P) Ohio.....	2006-10
Zeier, Eric (OB) Georgia.....	1995
Zeno, Lance (C) UCLA.....	1992-93
Zukauskas, Paul (OL) Boston College.....	2001-04

*Denotes replacement player during 1987 players' strike.

#On active roster, but did not play in a game.

ALL-TIME JERSEY NUMBERS

1	Dino Hall (1979) Homer Jordan (*1987) Michael Jackson (1991-93)	7	Terry Luck (1977) Terry Nugent (#1984) Jeff Gossett (1983, 1985-87) Steve Slayden (#1988) Tom Tupa (#1993, 1994-95) Josh Harris (#2004) Paul Ernster (2007) Bruce Gradkowski (2008)	Kevin Thompson (2000) Tony Graziani (#2000) Kelly Holcomb (2001-04) Kyle Richardson (2005) Brady Quinn (2007-09) Jordan Norwood (#2010)	
2	Tony DeLeone (1987) Jerry Kauric (1990) Tim Couch (1999-2003) Reggie Hodges (2009-10)	8	Gary Marangi (#1977) Johnny Evans (1978-80) Jeff Jaeger (1987) Brad Goebel (1992-94) Nate Hybl (2003) Derrick Frost (2004) Trent Dilfer (2005) Billy Cundiff (2009)	11	Jim Ninowski (1964-66) Don Gault (1970) Lee Johnson (1987-88) Jeff Christensen (*1987) Brian Hansen (1991-93) Mark Rypien (1994) Ty Detmer (1999) Brandon Rideau (#2005) Ken Dorsey (2006-08) Mohamed Massaquoi (2009-10)
3	Mark Moseley (1986) Brian Franco (*1987) Goren Lingmerth (*1987) Matt Stover (1991-95) Derrick Frost (2003) Derek Anderson (#2005, 2006-09)	9	Greg Coleman (1977) Matt Bahr (1981-89) Jim McMahon (#1995) Charlie Frye (2005-07)	12	Don Cockroft (1968-80) Rick Trocano (1981-83) Carlton Watson (*1987) Don Strock (1988) Jeff Graham (#1989) Vinny Testaverde (1993-95) Josh Booty (#2001-03) Luke McCown (2004) Doug Johnson (#2005) Syndric Steptoe (2008-09) Colt McCoy (2010)
4	Max Runager (1988) Rico Smith (1992) Phil Dawson (1999-10)	10	John Borton (1957) Chris Gartner (1974) Dave Mays (1976-77) Dave Jacobs (1981) Tom Flick (1984) Mike Pagel (1986-90) Mike Elkins (#1991) Eric Zeier (1995) J amie Martin (#1999)	13	Frank Ryan (1962-68) Don Horn (1973) Joe Pizzo (*1987)
5	Webster Slaughter (1986) George Winslow (1987) Dale Waters (*1987) Brett Conway (2003) Jeff Garcia (2004) Scott Player (2007) Brett Ratliff (#2009, #2010)				
6	Remi Watson (*1987) Lang Campbell (#2006) Seneca Wallace (2010)				

Jeff Francis (1990, #1992)
Spergon Wynn (2000)
Richard Bartel (#2008)
Yamon Figurs (2010)

14**OTTO GRAHAM (1952-55)**

15

Bert Rechichar (1952)
Ken Gorgal (1953-54)
Tommy O'Connell (1956-57)
Jim Ninowski (1958-59, 1962-63)
Glynn Griffing (1964)
Gary Lane (1966-67)
Mike Phipps (1970-76)
Mark Miller (1978-79)
Steve Cox (1981-84)
Bryan Wagner (1989-90)
Donny Brady (1995)
Jeff Brohm (#2000)
Dave Zastudil (2006-10)

16

George Ratterman (1952-56)
Milt Plum (1957-61)
Bill Nelsen (1968-72)
Will Cureton (1975)
Paul McDonald (1980-85)
Selwyn Jones (1993-94)
Ray Ethridge (#1995)
Kevin Thompson (2000, #2002)
Joshua Cribbs (2005-10)

17

Jerry Rhome (1969)
Brian Sipe (1974-83)
Todd Philcox (1991-93)
Chris Gardocki (1999-2003)
Braylon Edwards (2005-09)
Jake Delhomme (2010)

18

Vito Parilli (1956)
Bob Freeman (1957-58)
Bob Ptacek (1959)
Len Dawson (1960-61)
John Furman (1962)
Dick Shiner (1967)
Ben Hawkins (1974)
Gary Danielson (1985, 1987-88)
Vernon Joines (1989-90)
Mike Tomczak (1992)
Doug Pederson (2000)
Tony Simmons (2001)
Kendrick Mosley (2006)
Donte' Stallworth (2008, #2009)
Carlton Mitchell (2010)

19

Billy Lefear (1972)
Bernie Kosar (1985-93)
Frisman Jackson (2004)

20

Mike Scarry (19046-47)
Lou Saban (1948-49)
Hal Herring (1950-51)
Ken Carpenter (1952-53)
Don Paul (1954-58)
Ross Fichtner (1960-67)

Fred Summers (1969-71)
Jim Stienke (1973)
Tony Peters (1975-78)
Doug Dennison (1979)
Judson Flint (1980-82)
Don Rogers (1984-85)
Joe Morris (1991)
Alan Haller (1992)
Earnest Byner (1994-95)
Johnny Thomas (1995)
Omar Stoutmire (#1999)
Earl Little (1999-04)
Pete Hunter (2005)
Ralph Brown (2006)
Mike Adams (2007-10)

21

Dean Brown (1969)
Stan Brown (1971)
Van Green (1973-76)
Oliver Davis (1977-80)
Mike Whitwell (1983)
Corey Gilmore (*1987)
Eric Metcalf (1989-94)
Earnest Byner (1995)
Marquis Smith (1999-01)
Lewis Sanders (2002-03, 2004)
James Jackson (2004)
Brodney Pool (2005-09)
Eric Wright (2010)

22

Frank Gatski (1946-51)
Rex Bumgardner (1952)
Ken Konz (1953-59)
Rich Mostardi (1960)
Tom Watkins (1961)
Lowell Caylor (1964)
Bobby Franklin (1966)
Billy Devrow (1967)
Clarence Scott (1971-83)
Felix Wright (1985-90)
Perry Kemp (*1987)
Vince Newsome (1991-92)
Ricky Powers (1995)
Tim McTyer (1999)
Todd Franz (2000)
Michael Jameson (2002-04)
Brandon McDonald (2007-09)
Derrick Roberson (2010)
Mike Bell (2010)

23

Larry Benz (1963-65)
Clifford Brooks (1972-74)
Bill Craven (1976)
Larry Collins (1978)
Mark Kafentzis (1982)
Mark Harper (1986-90)
DeJuan Robinson (*1987)
Randy Baldwin (1992-94)
Earnest Hunter (1995)
Marquez Pope (1999)
Errict Rhett (2000)
Devin Bush (2001-02)
C.J. Jones (#2003)
Adimchinobe Echemandu (2004)
Ray Mickens (2005)
Chris Barclay (#2006)

Gary Baxter (#2007)
Travis Daniels (2008)
Hank Poteat (2009)
Joe Haden (2010)

24

Mel Maceau (1946-48)
Tommy Thompson (1949-51)
Warren Lahr (1952-59)
Bobby Franklin (1960-65)
Ernie Kellermann (1966-71)
Bobby Majors (1972)
Pete Athas (1975)
Terry Brown (1976)
Randy Rich (1978-79)
Autry Beamon (1980-81)
Cleotha Montgomery (1981)
Vagas Ferguson (1983)
Greg Best (1984)
Ray Ellis (1986-87)
Anthony Blaylock (1988-91)
Randy Baldwin (#1991-92)
Terry Taylor (1992-93)
Reginald Jones (#1994)
Corey Fuller (1999-01)
Robert Griffith (2002-04)
Gary Baxter (2005-06)
Eric Wright (2007-09)
Sheldon Brown (2010)

25

Charles Leigh (1968-69)
Frank Pitts (1971-73)
Rolly Woolsey (1977)
Pat Moriarty (1979)
Charles White (1980-82,84)
Vincent Barnett (*1987)
Anthony Florence (1991)
Alfred Jackson (1991-92)
Dana Hall (1995)
Sedrick Shaw (1999)
Lewis Sanders (2000)
Corey Fuller (2002)
Chris Crocker (2003-05)
Justin Hamilton (2006)
Kenny Wright (2007)
Terry Cousin (2008)
Coye Francies (2009)

26

Ray Renfro (1952-63)
Dave Raimey (1964)
Reece Morrison (1968-72)
Billy Lefear (1972-75)
Tom Sullivan (1978)
Dino Hall (1979-83)
Greg Allen (1985)
Arthur Williams (*1987)
Keith Jones (1989)
Raymond Clayborn (1990-91)
Ron Wolfley (1992-93)
Michael Davis (1995)
Anthony Malbrough (2000)
Dyshod Carter (2001)
Nick Maddox (2003)
Sean Jones (2005-08)
Abram Elam (2009-10)

27

Walter Roberts (1964-66)
Carl Ward (1967-68)
Randy Minniear (1970)
Rickey Stevenson (1970)
Thom Darden (1972-74, 1976-81)
Gary Davis (#1981)
Mike Whitwell (1982)
Al Gross (1983-87)
Brian Dudley (*1987)
Derrick Gainer (1990)
Derrick Douglas (1991)
Stevon Moore (1992-95)
Karim Abdul-Jabbar (1999)
Lamar Chapman (2000-01)
Roosevelt Williams (2003)
Dee Brown (2004)
Brian Russell (2005-06)
Nick Sorensen (2007-10)

28

Dick Deschaine (1958)
Ben Davis (1967-68, 1970-73)
Eddie Brown (1974-75)
Ron Bolton (1976-82)
Herman Fontenot (1985-88)
Steve Pierce (*1987)
Robert Goins (*1987)
Tyronne Shavers (1991)
James Brooks (1992)
Erik McMillan (1993)
Everson Walls (1992-93)
Don Griffin (1994-95)
Rashidi Barnes (2000)
Leigh Bodden (2003-07)
Allen Patrick (2008)
James Davis (2009-10)
Clifton Smith (2010)
Sabby Piscitelli (2010)

29

Tommy McDonald (1968)
Walt Sumner (1969-74)
Hanford Dixon (1981-89)
Brent Fullwood (1990)
Eric Turner (1991-95)
Rashaan Salaam (1999)
James Jackson (2001-03)
Jason Wright (2005-08)
Maquis Floyd (#2009)
Thomas Brown (#2009)

30

Bill Willis (1946-51)
Emerson Cole (1952)
Sherman Howard (1953)
Maurice Bassett (1954-56)
Lew Carpenter (1957-58)
Bernie Parrish (1959-66)
Ron Johnson (1969)
Ken Brown (1970-75)
Cleo Miller (1976-82)
Boyce Green (1983-85)
Billy Robinson (*1987)
Thane Gash (1988-90)
Jamel White (2000-2003)
Antonio Perkins (2005-06)
Ricardo Colclough (#2007)
Gerard Lawson (2008-09)

Eric King (2010)

31

Charley Harraway (1966-68)
Bob Hunt (1974)
Cleo Miller (1975)
James Black (1984)
Frank Minnifield (1984-92)
Stacey Hairston (1993-95)
Raymond Jackson (1999-01)
William Green (2002-05)
Jereme Perry (2006)
Jamal Lewis (2007-09)
Montario Hardesty (2010)

32

Lin Houston (1946-51)
Harry Jagade (1952-53)
Fred Morrison (1954-56)
JIM BROWN (1957-65)

33

Randy Schultz (1966)
Nathaniel James (1968)
Tom Schoen (1970)
Bo Cornell (1971-72)
Reggie Rucker (1975-81)
Curtis Dickey (1985-86)
Kirk Jones (*1987)
Mike Oliphant (1989)
Leroy Hoard (1990-95)
Daylon McCutcheon (1999-05)
DeAngelo Smith (#2009)

34

George Cherokee (1946)
Bob Gaudio (1947)
Abe Gibron (1950-51)
Walt Michaels (1952-61)
Stan Sczurek (1963)
Ken Webb (1963)
Mike Howell (1965-72)
Greg Pruitt (1973-81)
David Green (1982)
Kevin Mack (1985-93)
Marcus Lee (1994)
Lorenzo White (1995)
Madre Hill (1999)
Chris Floyd (2000)
Ben Gay (2001)
R.J. Bowers (2002-03)
Lewis Sanders (2004)
Reuben Droughns (2005-06)
Chris Jennings (2009)
Thomas Clayton (2010)

35

Alex Agase (1948-51)
Galen Fiss (1956-66)
Larry Conjar (1967)
Bo Scott (1969-74)
Brian Duncan (1976-77)
Calvin Hill (1978-81)
Enis Jackson (*1987)
Stacey Driver (*1987)
Will Hill (1988)
Barry Redden (1989-90)
Perry Phenix (#2001)
Dyshod Carter (2004)
Jerome Harrison (2006-10)

36

Ed Ullinski (1946-49)
Tommy Thompson (1950)
Marion Motley (1952-53)
Ed Modzelewski (1955-59)
Billy Kinard (1956)
Jamie Caleb (1960)
Charley Scales (1962-65)
Nick Pietrosante (1966-67)
Dick Davis (1969)
Steve Engel (1970)
Henry Hynoski (1975)
Eddie Payton (1977)
Bill Jackson (1982)
Stephen Braggs (1987-91)
Vince Carreker (*1987)
Fred Foggie (1992)
Issac Booth (1994-95)
Chris Akins (2001-02)
Ron Israel (2003)
Corey McIntyre (2005)
Ben Emanuel (#2006)
Coye Francies (2010)

37

George Groves (1946)
Bob Kolesar (1946)
Jamie Caleb (1965)
Hugh McKinnis (1973-75)
Chris Rockins (1984-87)
Harlon Barnett (1990-92)
Bennie Thompson (1994-95)
Anthony Henry (2001-04)
Mike Hawkins (2006)
Anthony Madison (2009)

38

Weldon Humble (1947-50)
Bob Gaudio (1951)
Maurice Bassett (1954)
Sam Baker (1960-61)
Stan Sczurek (1963-65)
Larry Poole (1975-77)
Johnny Davis (1982-87)
Larry Mason (*1987)
Alvin Horn (*1987)
George Swann (*1987)
Odie Harris (1991-92)
Antonio Langham (1994-95, 1999)
Earthwind Moreland (2001)
Therrian Fontenot (2006)
Cedric Peerman (#2009)
Ramzee Robinson (2009)

39

Alex Kapter (1946-47)
Billy Pritchett (1975)
Major Everett (1986, *1987)
Stanley Carraway (*1987)
Randy Hilliard (1990-93)
Marlon Forbes (1999)
Brandon Jennings (#2001)
Michael Lehan (2003-05)
Daven Holly (2006-08)

40

Jim Daniell (1946)
Dub Jones (1952-55)
Preston Carpenter (1956-59)

Prentice Gautt (1960)
Preston Powell (1961)
Howard Cassady (1962)
Jim Shorter (1962-63)
Erich Barnes (1965-71)
Preston Anderson (1974)
Tom London (1978)
Rod Perry (1983-84)
Mike McCade (*1987)
Kyle Kramer (1989)
Lynn James (1991)
Tarek Saleh (1999-00)
Peyton Hillis (2010)

41

Ralph Smith (1965-68)
Dave Jones (1969-71)
Jerry Wilkinson (1980)
Troy Wilson (*1987)
Anthony Florence (1991)
Tim Jacobs (1993-95)
Travis Prentice (2000)
Charles Ali (2007-08)
Ray Ventrone (2009-10)

42

Chet Adams (1946-48)
Derrell Palmer (1949-51)
Tommy James (1952-55)
Lowe Wren (1956-59)
Bob Crespino (1961-63)
Paul Warfield (1964-69, 1976-77)
Gloster Richardson (1972-74)
Dwight Walker (1982-84)
Tim Manoa (1987-89)
Calvin Pierce (*1987)
Latin Berry (1991-92)
Louis Riddick (1993-95)
Terry Kirby (1999)
Carl Fair (2001)
Raymond Walls (2002)
Terrelle Smith (2004-06)
Hamza Abdullah (2008)

43

Bob Smith (1955-56)
Billy Kinard (1956)
Volney Quinlan (1956)
Ron Green (1967-68)
Fair Hooker (1969-74)
Mike Pruitt (1976-84)
Tony Baker (1986, 1988)
Stacy Williams (*1987)
Joe King (1991)
Del Speer (1993-94)
Vashone Adams (1995)
George Jones (1999)
Percy Ellsworth (2000-01)
Kalvin Pearson (2002)
T.J. Ward (2010)

44

Lou Rymkus (1946-51)
Sherman Howard (1952)
Don Phelps (1952)
Don Shula (1952)
John Pettibon (1955-56)
Chet Hanulak (1957)
Jim Shofner (1958-63)

Leroy Kelly (1964-73)
Earnest Byner (1984-88)
Stefan Adams (1990)
Lee Rouson (1991)
Tommy Vardell (1992-95)
Marc Edwards (1999-00)
Mike Sellers (2001)
Lee Suggs (2003-05)
Jed Collins (#2008)

45

Ray Piskor (1947)
Ben Pucci (1948)
Bill Willis (1949)
John Kissell (1951)
Bob Smith (1955)
Leroy Bolden (1958-59)

ERNIE DAVIS

46

Lou Groza (1946-51)
Ace Loomis (1952)
Billy Reynolds (1953-54, 1957)
Henry Ford (1955)
Bob White (1955)

DON FLEMING (1960-62)

47

Jamie Caleb (1960)
Ricky Jones (1977-79)
Larry Braziel (1982-85)
Mike Crawford (*1987)
Keith Bostic (1990)
Barry Wilburn (1992)
Tim Jacobs (1993)
Ryan McNeil (1999)
Scott Frost (2001)
Alvin Morrow (#2001)
Lawrence Vickers (2006-10)

48

Ernie Blandin (1946-47)
Forrest Grigg (1948-51)
Chet Hanulak (1957)
Preston Carpenter (1956)
Mitt Campbell (1957)
Ernie Green (1962-68)
Dave Sullivan (1973-74)
John Pitts (1975)
Ken Ellis (1977)
Lawrence Johnson (1979-84)
D.D. Hoggard (1985-87)
George Landry (*1987)
Brian Washington (1988)
Brian Kinchen (1991)
Mark Bavaro (1992)
Najee Mustafaa (1993)
Frank Hartley (1994-95)
Selwyn Jones (#1994)
Rod Monroe (2001)
Kevin McLeod (2003)
Sherrod Coates (2004)

49

Len Simonetti (1946-48)
Joe Spencer (1949)
John Sandusky (1950-51)
Bobby Mitchell (1958-61)
Tom Wilson (1962)
Walter Beach (1963-66)

George Youngblood (1967)
Alvin Mitchell (1968-69)
Jim Hill (1975)
Neal Craig (1975-76)
Clinton Burrell (1979-84)
Steve Lauter (*1987)
Robert Lyons (1989)
Bruce McGonnigal (1991)
Clarence Williams (1993)
Keith Heinrich (2003-04)

50

John Yonakor (1946-49)
Jim Martin (1950)
Bob Oristaglio (1951)
Hal Herring (1952)
Tom Catlin (1953-54)
Vince Costello (1957-66)
John Garlington (1968-77)
Don Goode (1980-81)
Tom Cousineau (1982-85)
Brad Van Pelt (1986)
Lucius Sanford (1987)
Mike Telfke (*1987)
Van Walters (1988-91)
Frank Stams (1992-95)
Michael Hamilton (2000)
Barry Minter (2001)
Earl Holmes (2002)
Jeff Faine (2003-05)
Rob Smith (2006)
Colby Bockwoldt (2007)
Marvin Philip (#2007)
Eric Barton (2009-10)

51

Dale Lindsey (1965-72)
Leo Tierney (1978)
Eddie Johnson (1981-90)
Gerald Dixon (1993-95)
Lenoy Jones (1999, 2001)
Ryan Taylor (2000)
Lenoy Jones (2002)
Chaun Thompson (2003-07)
Shantee Orr (2008)
Alex Hall (2009)
Chris Gocong (2010)

52

George Young (1946-51)
Frank Gatski (1952-56)
Joe Amstutz (1957)
Dave Lloyd (1959-61)
Mike Lucci (1962-64)
Billy Andrews (1967-74)
Mel Long (1974)
Dick Ambrose (1975-83)
David Grayson (*1987)
Nick Miller (1987)
Ken Rose (1990)
Richard Brown (1991-92)
Pepper Johnson (1994-95)
Brant Boyer (2001-2003)
Matt Stewart (2006)
D'Owell Jackson (2008-10)

53

Alton Coppage (1946)
Marshall Shurnas (1947)

Frank Kosikowski (1948)
Bill O'Connor (1949)
Len Ford (1950-51)
Frank Morze (1963)
Bob Whitlow (1968)
Tom Beautler (1970)
Mel Long (1972-73)
Bill Cowher (1980-82)
Jim Dumont (1984)
Stuart Anderson (1984)
Anthony Griggs (1986-88)
Tom Polley (*1987)
Cedric Figaro (1991-92)
Pepper Johnson (1993-94)
John Thierry (1999)
Rahim Abdullah (2000)
Mason Unck (2003-06)
Kris Griffin (2007-08)
Josh Slamer (2009)
Matt Roth (2009-10)

54

John Rokisky (1946)
Tommy Thompson (1952-53)
Tony Adame (1954)
Sam Palumbo (1955-56)
Pete Perini (1955)
Tom Catlin (1957-58)
Bob Denton (1960)
Sam Tidmore (1962-63)
Fred Hoaglin (1966-72)
Tom DeLeone (1974-84)
Mike Junkin (1987-88)
Jerry Parker (*1987)
Randy Kirk (1991)
Ed Sutter (1993-95)
Chester Burnett (2000)
Tarek Saleh (2001)
Andra Davis (2002-08)
Blake Costanzo (2009-10)

55

John Harrington (1946)
John Demarie (1967)
Chuck Reynolds (1969-70)
Dave Graf (1975-79)
Curtis Weathers (1979, 1982-85)
John Mohring (1980)
Tim Crawford (*1987)
Jock Jones (1990-91)
Rahim Abdullah (1999)
Marty Moore (2000)
Anthony Denman (2001)
Barry Gardner (2003-04)
Matt Stewart (2005)
Willie McGinest (2006-08)
Alex Mack (2009-10)

56

Dante Lavelli (1946-51)
Don Steinbrunner (1953)
Art Hunter (1957-59)
John Morrow (1960-66)
Bob Matheson (1967-70)
Jim Romaniszyn (1973-74)
Jack LaVeck (1975)
Robert L. Jackson (1978-81)
Chip Banks (1982-86)
Dick Teets (*1987)

David Grayson (1987-90)
Bobby Abrams (1992)
Mike Caldwell (1993-95)
Lenoy Jones (2000)
Darren Hambrick (2002)
Sherrrod Coates (2003)
Eric Westmoreland (2004)
Nick Speegle (2006)
Antwan Peek (2007-08)
Kaluka Maiava (2009-10)

57

Clay Matthews (1978-93)
Stevan Nave (*1987)
Jason Kyle (1999)
Dwayne Rudd (2001-02)
Orantes Grant (2003)
Warrick Holdman (2004)
Jody Littleton (2005)
David Veikune (2009)
Eric Alexander (2010)

58

Mac Speedie (1946-51)
Frank Morze (1962)
Rick Kingrea (1971-72)
Mark Johnson (1977)
Clifton Odom (1980)
Bruce Huther (1981)
Scott Nicolas (1982-86)
Cliff Hannemann (*1987)
Clifford Charlton (1988-89)
Marcus Cotton (1990)
David Brandon (1991-93)
Carl Banks (1994-95)
Wali Rainier (1999-01)
Ben Taylor (2002-05)
D'owell Jackson (2006-07)
Beau Bell (2008)
Marcus Benard (2009-10)

59

Alton Coppage (1946)
Horace Gillom (1947-51)
Wayne Meylan (1968-69)
Rudy Kuechenberg (1970)
Charlie Hall (1971-80)
Kevin Turner (1982)
Dale Carver (1983)
David Marshall (1984)
Mike Johnson (1986-93)
James Capers (*1987)
Craig Powell (1995)
Kendall Ogle (1999)
Doug Colman (2000)
Kevin Bentley (2002-04)
Nick Speegle (2005)
Clifton Smith (2006)
Keith Adams (2007)
Titus Brown (2008-10)

60

Otto Graham (1946-51)
Bill Willis (1952-53)
Harold Bradley (1954-56)
John Wooten (1959-67)
Al Jenkins (1969-70)
Bob Babich (1973-78)
Jeff Wiska (1986)
Al Baker (1987, 1989-90)

Lance Zeno (1992-93)
Doug Dawson (1994)
Jed Devries (1995)
Shaun O'Hara (2000-2003)
Cossey Coleman (2005-06)
Steve Vallos (2010)

61

Dale Memmelaar (1964)
Joe Bob Isbell (1966)
Bob DeMarco (1972-74)
Al Dennis (1976)
Greg Fairchild (1978)
Mike Baab (1982-87, 1990-91)
Steve Everitt (1993-95)
Everett Lindsay (2000)
John Nix (#2003)
Gerard Warren (2004)
Mike Pucillo (2005)
Isaac Sowell (2006, #2007, 2008)

62

Cliff Lewis (1946-51)
Lin Houston (1952-53)
Herschel Forester (1954-57)
Duane Putnam (1961)
Dale Memmelaar (1964-65)
Joe Taffoni (1967-70)
Chris Morris (1972-73)
Glen Holloway (1974)
Al Dennis (1977)
George Lija (1984-86)
Mike Katolin (*1987)
Ben Jefferson (1990)
Gene Williams (1993-94)
Eric Moore (1995)
Bill Duff (1999)
Paul Zukauskas (2001)
Craig Osika (2003, #2004)
Dwayne Ledford (#2005)
Lennie Friedman (2006-08)
Titus Adams (#2009, 2010)

63

Fred Robinson (1957)
Andy Cvercko (1963)
Mike Sikich (1971)
Joe Carollo (1972-73)
Barry Darrow (1974-78)
Cody Risien (1979-83, 1985-89)
Mark Krowerwicz (#1985)
Jay Hilgenberg (1992)
Wally Williams (1994-95)
Brad Bedell (2000-01)
Kelvin Garmon (2004)
Joe Andruzzi (2005-06)

64

Bud Schwenk (1946)
George Terlep (1948)
Abe Gibron (1952-56)
Don Goss (1956)
Jim Ray Smith (1957-62)
Ted Connolly (1963)
Tom Goosby (1963)
Jim Copeland (1967-74)
Joe Jones (1975-78)
George Buehler (1978-79)
Joe DeLamielleure (1980-84)
Frank Winters (1987-88)

Blake Wingle (*1987)
Tom Baugh (1989)
Houston Hoover (1993)
Mike Bedosky (#1994)
Sale Isaiá (#1995)
Dave Wohlabaugh (1999-02)
Ryan Pontbriand (2003-10)

65

Joe Skibinski (1952)
Chuck Noll (1953-59)
Stan Sheriff (1957)
Ed Bettridge (1964)
John Demarie (1967-75)
Henry Sheppard (1976-81)
Bob Gruber (1986)
John Askin (*1987)
Ralph Tamm (1990-91)
Rod Milstead (#1993)
Elliott Fortune (#1995)
Jim Budson (1999-00)
Richard Mercier (2001)
Kirk Chambers (2004-05)
Eric Steinbach (2007-10)

66

Lou Saban (1946)
Ermal Allen (1947)
Warren Lahr (1948)
Gene Donaldson (1953)
Gene Hickerson (1958-60, 1962-73)
Mike Seifert (1974)
Earl Edwards (1976-78)
Ted Petersen (1984)
Dave Sparenberg (*1987)
Tony Jones (1989-95)
Alex Bernstein (#1999)
Jeremy McKinney (#1999, 2001)
Paul Zukauskas (2002-2004)
Hank Fraley (2006-08)
Shawn Lauvao (2010)

67

Sidney Williams (1964-66)
Craig Wycinsky (1972)
Chuck Hutchison (1973-75)
Mike Morris (1990)
Chris Thome (1991-92)
Quentin Neujahr (#1995)
John Jurkovic (1999)
Paul Snellings (#2000)
Tre' Johnson (2001)
Melvin Fowler (2002-04)
Fred Matua (#2006)
Greg Eslinger (#2007)
Derreck Robinson (2009-10)

68

Ed Sharkey (1952)
Larry Stephens (1960-61)
Bob Pena (1972)
Robert E. Jackson (1975-85)
Darryl Haley (*1987, 1988)
Barry Lee (*1987)
Ted Banker (1989)
Ed King (1991-93)
Lonnie Palelei (#1995)
Chris Ruhman (1999)
Chad Beasley (2002-2003)
Dave Yovanovitz (2005)

Seth McKinney (2007-08)
Billy Yates (2009-10)

69

John Macerelli (1956)
Jim Kanicki (1963-69)
Pete Adams (1974, 1976)
Leo Biedermann (1978)
Joel Patten (1980)
Dan Fike (1985-92)
Doug Dawson (1994)
Roger Chanoine (1999-02)
J'Vonne Parker (2005-06)
C.J. Mosley (2009)

70

Gene Fekete (1946)
Spiro Dellerba (1947)
Ollie Cline (1948)
Ed Sustersic (1949)
Emerson Cole (1950-51)
John Kissell (1952)
Don Colo (1953-58)
Francis O'Brien (1959)
Jim Prestel (1960)
Errol Linden (1961)
John Brown (1962-66)
Joe Righetti (1969-70)
Andy Frederick (1970)
Mack Mitchell (1975-78)
Jerry Wilkinson (1980)
Tom Hopkins (1983)
Larry Williams (1986-88)
Daryle Smith (1989)
John Rienstra (1991-92)
Herman Arvie (1995)
Jon Harris (#1999)
Alvin McKinley (2001-02)
Enoch DeMar (2003-04)
L.J. Shelton (2005)
Nat Dorsey (2006-07)
Rex Hadnot (2008-09)
Brian Sanford (#2010)

71

Walter Johnson (1965-76)
Jesse Turnbow (1978)
Matt Miller (1980-82)
#Bob Sikora (#1984)
#Scott Bolzan (#1985)
Ralph Van Dyke (*1987)
Tom Gibson (1989-90)
Leonard Burton (#1991)
Mike Bedosky (1994)
Jim Pyne (1999-2000)
Terrance Sykes (#2001)
Gaylon Hyder (2001)
Scot Osborne (#2003)
Damion Cook (2004)
Kelly Butler (2006, #2007)
Ahtyba Rubin (2008-10)

72

Lou Saban (1947)
Harry Jagade (1951)
Derrell Palmer (1952-53)
John Kissell (1954-56)
Henry Jordan (1957-58)
Sid Youngelman (1959)
Floyd Peters (1959-62)

Mike Bundra (1964)
Jerry Sherk (1970-81)
Dave Puzzuoli (1983-87)
Charles Buchanan (1988)
Kevin Robbins (1990)
Bob Dahl (1992-95)
Steve Zahursky (1999)
Roman Oben (2000-01)
Ryan Tucker (2002-09)
Paul McQuistan (#2010)

73

Floyd Peters (1959)
Monte Clark (1963-69)
Doug Dieken (1971-84)
Keith Bosley (*1987)
Gregg Rakoczy (1987-90)
Herman Arvie (1993-94)
Tim Goad (1995)
Darius Holland (1999-00)
Toby Myles (2001)
Derrick Ham (2001)
Joaquin Gonzalez (2002-04)
Joe Thomas (2007-10)

74

Gaylon Smith (1946)
Tony Adamle (1947-51)
Bob Gain (1952)
Don Steinbrunner (1953)
Mike McCormack (1954-62)
Dick Modzelewski (1964-66)
Bill Sabatino (1968)
Mitch Johnson (1971)
Carl Barisich (1973-75)
Mike St. Clair (1976-79)
Paul Farren (1983-91)
Tony Williams (1993)
Larry Webster (1995)
Orlando Bobo (1999)
James Brown (2000)
Mark Smith (2001)
Cedric Killings (#2001)
Felipe Claybrooks (2001)
Nick Eason (2004)
Nat Dorsey (2005)
Phil Trautwein (#2009)
Ko Quaye (2010)

75

Jim McCusker (1963)
Roger Shoals (1963-64)
Bill Yanchar (1970)
Wes Grant (1972)
Allen Aldridge (1974)
Stan Lewis (1975)
Bob Lingenfelter (1977)
Cleveland Crosby (#1980)
Ray Bloch (#1981)
Mark Buben (1982)
Bill Contz (1983-86)
Alex Carter (1987)
Chris Pike (1989-90)
Pio Sagapolutele (1991-95)
Lomas Brown (1999)
Steve Zahursky (2000)
Damian Gregory (2002)
Javiar Collins (#2004)
Simon Fraser (2005-07)

76

Marion Motley (1946-51)

LOU GROZA (1952-59, 1961-67)

77

Willie Davis (1958-59)

Dick Schafrath (1960-71)

Fest Cotton (1972)

Mark Ilgenfritz (1974)

Ron East (1975)

Lyle Alzado (1979-81)

Matt Miller (1979, 1982)

Rickey Bolden (1984-89)

Ken Reeves (1990)

Jack Childress (1992)

Orlando Brown (1994-95, 1999)

Ross Verba (2001-02, 2004)

Kevin Shaffer (2006-08)

Floyd Womack (2009-10)

78

John Sandusky (1952-55)

Art Hunter (1956)

Willie McClung (1958-59)

Gene Selawski (1960)

Ed Nutting (1961)

Frank Parker (1962-64, 1966-67)

Bob McKay (1970-75)

Mickey Sims (1977-79)

Carl Hairston (1984-89)

Rob Woods (1991)

Dan Footman (1993-95)

Tyrone Rogers (1999-04)

Ethan Kelley (2005-07)

John St. Clair (2009-10)

79

Jerry Helluin (1952-53)

Don King (1954)

Bob Gain (1954-64)

Jim Battle (1966)

Bob Oliver (1969)

George Wright (1972)

Gerry Sullivan (1974-81)

Bob Golic (1982-88)

Mike Rusinek (*1987)

Mike Graybill (1989)

Scott Rehberg (1999)

Noel LaMontagne (2000)

DeVone Claybrooks (2001)

Barry Stokes (2002-03)

Scott Young (2008)

Tony Pashos (2010)

80

Al Akins (1946)

Bob Cowan (1947-48)

Warren Lahr (1949-51)

Len Ford (1952-57)

Dick Schafrath (1959)

Jim Marshall (1960)

Bill Glass (1962-68)

Joe Jones (1970-71, 1973)

Willie Miller (1975-76)

Lawrence Williams (1977)

Willis Adams (1979-85)

Terry Greer (1986)

Chris Kelley (*1987)

Chris Dressel (#1988)

Vernon Joines (1990)

Lynn James (1991)

Danny Peebles (1991)

Shawn Collins (1992)

Tom McLemore (1993-94)

Andre Rison (1995)

Ronnie Powell (1999)

Aaron Shea (2000-03)

Kellen Winslow (2004, 2006-08)

Brian Robiskie (2009-10)

81

Leon Clarke (1960-62)

Jim Garcia (1965)

Jack Gregory (1967-71, 1979)

Nick Roman (1972-74)

Oscar Roan (1975-78)

Harry Holt (1983-86)

Derek Tennell (*1987, 1987-89)

Scott Galbraith (1990-92)

Michael Jackson (1994-95)

Damon Gibson (1999)

David Dunn (1999)

Damon Dunn (1999)

Lenzie Jackson (2000)

Quincy Morgan (2001-04)

Antonio Bryant (2004-05)

Travis Wilson (2006, #2007)

Alex Smith (2010)

82

Bill Lund (1946-47)

Tommy James (1948-51)

George Young (1952-53)

Carlton Massey (1954-56)

Frank Clarke (1957-59)

Jim Houston (1960-72)

Tim George (1974)

Ozzie Newsome (1978-90)

Irv Smith (1999)

David Patten (2000)

Rickey Dudley (2001)

Steve Heiden (2002-09)

Benjamin Watson (2010)

83

Darrel Brewster (1952)

Doug Atkins (1953-54)

Chuck Weber (1955-56)

A.D. Williams (1960)

Johnny Brewer (1961-67)

Chip Glass (1969-73)

Jubilee Dunbar (1974)

Ricky Feacher (1976-84)

Glen Young (1984)

Fred Banks (1985)

Glen Young (1987-88)

Donnie Echols (*1987)

Ray Butler (#1989)

Leo Lewis (1990)

Eugene Rowell (1990)

Arthur Cox (1991)

Darryl Ingram (1991)

Mark Bavaro (1992)

Mark Carrier (1993-94)

Michael Bates (1995)

Mark Campbell (1999-02)

Chad Mustard (2003)

Aaron Shea (2004-05)

Steve Sanders (2008)

Greg Estandia (2009)

Chansi Stuckey (2010)

84

Ray Terrell (1946-47)

Ken Carpenter (1950-51)

Horace Gillom (1952-56)

Jim Ray Smith (1956)

Bill Quinlan (1957-58)

Paul Wiggin (1959-67)

Marvin Upshaw (1968-69)

Bob Briggs (1971-73)

Jim Thaxton (1974)

Gary Parris (1975-78)

McDonald Oden (1980-82)

Glenn Young (1984)

Duriel Harris (1984)

Webster Slaughter (1986-91)

Keith Tinsley (*1987)

Rico Smith (1992-95)

Darrin Chiaverini (1999-00)

Andre King (2001-04)

Billy Miller (2005)

Joe Jurevicius (2006-08)

Robert Royal (2009-10)

85

Don Greenwood (1946-47)

Ara Parseghian (1948-49)

Ken Gorgal (1950)

Charley Ferguson (1961)

Clifton McNeil (1964-67)

Homer Jones (1970)

Frank Pitts (1971)

Paul Staroba (1972)

Ken Smith (1973)

Dave Logan (1976-83)

Bruce Davis (1984)

Clarence Weathers (1985-88)

David Verser (*1987)

Ray Williams (*1987)

Lawyer Tillman (1989, 1992-93)

Derrick Alexander (1994-95)

Kevin Johnson (1999-03)

C.J. Jones (#2003)

John Madsen (#2008)

Jake Allen (2009)

Sam Aiken (2010)

86

Lewis Mayne (1947)

Dub Jones (1948-51)

Dante Lavelli (1952-56)

Paul Wiggin (1957-58)

Bill Howton (1959)

Gern Nagler (1960-61)

Gary Collins (1962-71)

Gerald Irons (1976-79)

Dan Fulton (1981-82)

Brian Brennan (1984-91)

Terry Bell (*1987)

Patrick Rowe (1992-93)

Patrick Newman (1994)

Walter Reeves (1995)

Leslie Shepherd (1999)

Dennis Northcutt (2000-06)

Tim Carter (2007)

Martin Rucker (2008, #2009)

Michael Gaines (2009)
Johnathan Haggerty (2010)

87

Fred Murphy (1960)
Tom Hutchinson (1963-65)
Eppie Barney (1967-68)
Rich Jackson (1972)
Curtis Weathers (1979-81)
Tim Stracka (1983-84)
Travis Tucker (1985-87)
Clayton Buford (*1987)
Ron Middleton (1989)
John Talley (1990-91)
Jamie Holland (1992)
Keenan McCardell (1992-95)
Zola Davis (1999)
Damon Dunn (2000)
O.J. Santiago (#2000, 2001)
Andre' Davis (2002-04)
John Owens (#2005)
Darnell Dinkins (2006-08)
Mike Furrey (2009)

88

Bob Steuber (1946)
Mac Speedie (1952)
Darrel Brewster (1952-58)
Rich Kreitting (1959-63)
Ron Duncan (1967)
Ron Snidow (1968-72)
Steve Holden (1973-76)
John Smith (1979)
Rocky Belk (1983)
Darryl Lewis (1984)
Reggie Langhorne (1985-91)
Harold Stanfield (*1987)
Stephen Pierce (*1987)
Brian Kinchen (1991-95)
Ryan Collins (1999)
JaJuan Dawson (2000-01)
Frisman Jackson (2002-2003, 2005)
Chad Mustard (2004)
Brad Cieslak (2008)
Chansi Stuckey (2009)
Greg Estandia (2010)
Demetrius Williams (2010)

89

Milt Morin (1966-75)
Keith Wright (1978-80)
Bobby Jones (1983)
Preston Brown (1984)
John Jefferson (1985)
Gerald McNeil (1986-89)
Louis Watson (*1987)
Mike Oliphant (1990-91)
Pete Holohan (1992)
Walter Reeves (1994-95)
Harold Bishop (1995)
Randy Palmer (1999)
Bobby Brown (2000)
Jammi German (2001)
Jake Moreland (2001)
Darnell Sanders (2002-2003)
Richard Alston (2004)
Paul Irons (2005)
Paul Hubbard (2008)
Evan Moore (2009-10)

90

Edgar Jones (1946-49)
Rex Bumgardner (1950-51)
Reggie Craig (1977)
Marshall Harris (1980-82)
Ralph Malone (1986)
Rob Burnett (1990-95)
James Williams (1999)
Keith McKenzie (2000-01)
Mark Word (2002-2003)
Corey Jackson (2004)
David McMillan (2006-07)
Kenyon Coleman (2009-10)

91

Henry Bradley (1979-82)
Sam Clancy (1985-88)
Darryl Sims (*1987)
John Thornton (1991)
Marcus Spriggs (1999-2000, #2001)
Felipe Claybrooks (2003)
Jovan Haye (#2006)
Shaun Smith (2007-08)
Brian Schaefering (2009-10)

92

Tom Colella (1946-48)
Les Horvath (1949)
Dom Mosselle (1950)
Rich Dimler (1979)
Mike Robinson (1981-82)
Dave Butler (*1987)
Michael Dean Perry (1988-94)
Tau Papua (#1995)
Roy Barker (1999)
Courtney Brown (2000-04)
David McMillan (2005)
Ted Washington (2006-07)
Shaun Rogers (2008-10)

93

Ron Crews (1980)
Scott Cooper (*1987)
Mike Wise (1991)
Jerry Ball (1993, 1999)
Travis Hill (1994-95)
Stalin Colinet (1999-01)
Mark Smith (2001-02)
Cedric Scott (2002)
Michael Myers (2003-04)
Orien Harris (2006)
Louis Leonard (2007-08)
Jason Trusnik (2009-10)

94

Jim Dewar (1947)
Dean Sensenbaugher (1948)
Don Phelps (1950-51)
Elvis Franks (1980-84)
Robert Brannon (*1987)
Rusty Guilbeau (1987)
Bob Buczkowski (1990)
Frank Conover (1991)
Bill Johnson (1992-94)
Mike Frederick (1995)
Derrick Alexander (1999)
Gerard Warren (2001-2003)
Amon Gordon (2004)
Orlando Ruff (2005)

Leon Williams (2006-08, #2009)
Arnold Harrison (2009)
Travis Ivey (2010)

95

James White (#1985)
Marlon Jones (1987-89)
Calvin Wallace (*1987)
Rick Lyle (1994, #1995)
Jamir Miller (1999-02)
Antonio Garay (2003)
Jason Fisk (2005)
Kameron Wimbley (2006-09)
Steve Octavien (2010)

96

Don Shula (1951)
Reggie Camp (1983-87)
Andrew Stewart (1989)
James Jones (1991-94)
Mike Thompson (1999-00)
Greg Spires (2001)
Kenard Lang (2002-05)
Babatunde Oshinowo (2006)
Bobby Hamilton (2007)
Alex Hall (2008)
David Bowers (2009-10)

97

Tom Brown (1981-83)
Mike Kovaleski (*1987)
Robert Banks (1989-90)
Ernie Logan (1991-93)
Romeo Bandison (#1994-95)
Chad Eaton (#1995)
Ryan Kuehl (1999-02)
Alvin McKinley (2003-06)
Santonio Thomas (2008)
Jayme Mitchell (#2010)

98

Carl Taseff (1951)
Aaron Moog (*1987)
Anthony Pleasant (1990-95)
Arnold Miller (1999-00)
Ebenezer Ekuban (2004)
Nick Eason (2005-06)
Robaire Smith (2007-10)

99

Fred Evans (1946)
Bill Boedeker (1947-49)
Keith Baldwin (1982-85)
Darryl Sims (*1987, 1987-88)
Johnie Cooks (1991)
Alvin Wright (1992)
Rich McKenzie (1995)
Hurvin McCormack (1999)
Orpheus Roye (2000-07)
Corey Williams (2008-09)
Scott Fujita (2010)

**BOLD CAPS DENOTES
RETIRED NUMBERS**

* Denotes replacement player
during 1987 players' strike.

On active roster, but did not
play in a game.

HEAD COACHES' RECORDS

YEARS	COACH	LEAGUE	REGULAR SEASON				PLAYOFFS				COMBINED RECORD			
			W	L	T	%	W	L	T	%	W	L	T	%
1946-49	Paul Brown	AAFC	47	4	3	.898	5	0	0	1.000	52	4	3	.907
1950-62	Paul Brown	NFL	111	44	5	.709	4	5	0	.444	115	49	5	.695
1946-62	Paul Brown	NFL/AAFC	158	48	8	.757	9	5	0	.643	167	53	8	.750
1963-70	Blanton Collier	NFL	76	34	2	.688	3	4	0	.429	79	38	2	.672
1971-74	Nick Skorich	NFL	30	24	2	.556	0	2	0	.000	30	26	2	.534
1975-77	Forrest Gregg	NFL	18	23	0	.439	0	0	0	.000	18	23	0	.439
1977	Dick Modzelewski*	NFL	0	1	0	.000	0	0	0	.000	0	1	0	.000
1978-84	Sam Rutigliano	NFL	47	50	0	.485	0	2	0	.000	47	52	0	.475
1984-88	Marty Schottenheimer	NFL	44	27	0	.620	2	4	0	.333	46	31	0	.597
1989-90	Bud Carson	NFL	11	13	1	.460	1	1	0	.500	12	14	1	.463
1990	Jim Hofner*	NFL	1	6	0	.143	0	0	0	.000	1	6	0	.143
1991-95	Bill Belichick	NFL	36	44	0	.450	1	1	0	.500	37	45	0	.451
1999-00	Chris Palmer	NFL	5	27	0	.156	0	0	0	.000	5	27	0	.156
2001-04	Butch Davis	NFL	24	35	0	.407	0	1	0	.000	24	36	0	.400
2004	Terry Robiskie*	NFL	1	4	0	.250	0	0	0	.000	1	4	0	.200
2005-08	Romeo Crennel	NFL	24	40	0	.375	0	0	0	.000	24	40	0	.375
2009-10	Eric Mangini	NFL	10	22	0	.313	0	0	0	.000	10	22	0	.313
Team Totals in NFL			438	394	10	.526	11	20	0	.355	449	414	10	.520
Team Totals in AAFC			47	4	3	.898	5	0	0	1.000	52	4	3	.907
Team Totals in NFL/AAFC Combined			485	398	13	.549	16	20	0	0.444	501	418	13	.545

* Interim Head Coaches

ASSISTANT COACHES (1946-95, 1999-2010)

Ernie Adams – 1991-95	Charlie Davis – 1986-87	Rich Kolite – 1978-82
Dave Adolph – 1979-84, 1986-88	Alan DeGennaro – 2007-09	Greg Landry – 1985
Bruce Arians – 2001-03	Andy Dickerson – 2009-10	Paul Lanham – 1989-90
Dave Atkins – 2005-08	Rod Dowhower – 1994	Umberto Leone – 2007-08
Phil Banko – 2001-04	Bill Edwards – 1947-48	Dale Lindsey – 1974
Jim Bates – 1991-93, 1995	George Edwards – 2004	John Lott – 2005-06
Raymond Berry – 1976-77	Matt Eberflus – 2009-10	Rick Lyle – 2009-10
Tom Bettis – 1985	Dick Evans – 1960-63	Anthony Lynn – 2007-08
Paul Bixler – 1954-62	Weeb Ewbank – 1949-53	Marwan Maalouf – 2005-06
Don Blackmon – 1991	Jon Fabris – 2000	Dick MacPherson – 1978-80
Todd Bowles – 2001-04	Mike Faulkner – 1990	Eric Mangini – 1995
Zeke Bratkowski – 1990	Foge Fazio – 2001-02	Richard Mann – 1985-93
Ray Braun – 1988	Kirk Ferentz – 1993-95	Steve Marshall – 2007-08
Chuck Bresnahan – 1994-95	Len Fontes – 1980-82	Richie McCabe – 1971-75
John Brickels – 1946-48	Dick Gallagher – 1947-49, 1955-59	George McDonald – 2009-10
Howard Brinker – 1952-73	Jim Garrett – 1978-84	Todd McNair – 2001-03
Clarence Brooks – 1999	Doug Gerhart – 1975	Richard McNutt – 2008
Gary Brown – 2009-10	Todd Grantham – 2005-07	Randy Melvin – 2005-08
Buck Buchanan – 1978	Fred Graves – 2004	Mark Michaels – 1999-00
Jacob Burney – 1994-95	Ernie Green – 1969	Creighton Miller – 1946
Jerry Butler – 1999-00	Forrest Gregg – 1974	John Mitchell – 1991-93
Keith Butler – 1999-02	Al Groh – 1992	Dick Modzelewski – 1968-77
Chris Caminiti – 2008	Lou Groza – 1968-69	Buddy Morris – 2002-04
Dave Campo – 2003-04	Paul Hackett – 1981-82	Howard Mudd – 1983-88
Pete Carmichael – 2000	Steve Hagen – 2001-04, 2009-10	Tom Myslinski – 2004, 2007-09
Pete Carmichael Jr. – 2000	Ray Hamilton – 2001-02	Bob Nussbaumer – 1966-71
Maurice Carthon – 2005-06	Mike Haluchak – 2005-08	Scott O'Brien – 1991-95
Wes Chandler – 2007-08	Fritz Heisler – 1946-70	Tom Olivadotti – 1985-86
Rob Chudzinski – 2004, 2007-08	Jerome Henderson – 2009-10	Chuck Pagano – 2001-04
Ben Coates – 2005-06	Pat Hill – 1993-95	Bob Palcic – 1999
Blanton Collier – 1946-53, 1962, 1975-76	Jerry Holmes – 1999-00	Andre Patterson – 2003-04
William (Red) Conkright – 1946	John Huftnagel – 1999-00	Clancy Pendergast – 2003
Wall Corey – 1975-77	Jed Hughes – 1989	Joe Pendry – 1985-88
Bill Cowher – 1985-88	Rod Humenuik – 1975-82	Ray Perkins – 1999-00
Bryan Cox – 2009-10	Hal Hunter – 1989-92	John Petercuskie – 1978-84
Carl Crennel II – 2005-06	Lindy Infante – 1986-87	Rob Phillips – 2001-04
Romeo Crennel – 2000	Kent Johnston – 2010	Mike Pitts – 2000
Steve Crosby – 1985, 1991-95	Taver Johnson – 2004	Kennedy Pola – 2004
Brian Daboll – 2009-10	Stan Jones – 1989-90	Fran Poltfoot – 1972-74
John David Crow – 1972-73	William (Dub) Jones – 1963-67	Joe Popp – 1989-90
Ted Daisher – 2007-08	Tim Jorgensen – 1999-01	Dick Portee – 1999
Joe Daniels – 1983-84	Howard Keys – 1970-71	Tom Pratt – 1981-88
Jeff Davidson – 2005-06	Joe Kim – 2000	Ray Prochaska – 1971-72
Billy Davis – 1999	Billy Kinard – 1976-77	Dan Radakovich – 1989-90

Dave Redding – 1982-88
Alfredo Roberts – 2007-08
Terry Robiskie – 2001-06
Jerry Rosburg – 2001-06
Keith Rowen – 1984
Rob Ryan – 2009-10
Nick Saban – 1991-94
Phil Savage – 1991-93
Joe Scannella – 1982-84
Rip Scherer – 2005-08
Kurt Schottenheimer – 1987-88
Marty Schottenheimer – 1980-84
Brad Seely – 2009-10
George Sefcik – 1975-77, 1989-90
John Settle – 1995
Mike Sheppard – 1993-95
Jim Shofner – 1978-80, 1990
Jerry Simmons – 1991-95

Nick Skorich – 1964-70
Bob Slowik – 1999
Arl Smith – 1999
Carl Smith – 2001-03, 2009-10
Jerry Smith – 1973
Tom Spann – 1995
Tony Sparano – 1999-00
Kevin Spencer – 1991-94
Mike Sullivan – 2001-04, 2007-08
Al Tabor – 1972-77
Lionel Taylor – 1989-90
Timmy Temerario – 1950-51
John Teerlinck – 1989-90
Gary Tranquill – 1991-93
Marc Trestman – 1988-89
Bob Trott – 2005-08
Mel Tucker – 2005-08
Jeff Uhlenhake – 2005-06

Ed Ulinski – 1954-70
Cory Undlin – 2005-08
Jim Vecchiarella – 1990
Rick Venturi – 1994-95
Frank Verducci – 2007-08
Bob Voigts – 1946
Darvin Wallis – 1983-88
George Warhop – 2003-10
Larry Weaver – 1989-90
Chuck Weber – 1978-79
Ken Whisenhunt – 1999
Woody Widenhofer – 1993-94
Jerry Williams – 1971
Dick Wood – 1974
Gary Wroblewski – 1989-90
Larry Zierlein – 2001-04

DRAFT CHOICES

1946

No draft.

1947

1. Chappius, Bob (B) Michigan; 2. Cowhig, Gerry (B) Notre Dame; 3. Carpenter, Jack (T) Michigan; 4. Cowan, Bob (B) Indiana; 5. Griffen, Bill (T) Kentucky; 6. Bush, Jack (T) Georgia; 7. Rapacz, John (C) Oklahoma; 8. Hazelhurst, Bob (B) Denver; 9. Ellsworth, Ralph (B) Texas; 10. Dewar, Jimmy (B) Indiana; 11. Huber, Bill (E) Illinois; 12. Gianelli, Mario (G) Boston; 13. Shurnas, Marshall (E) Missouri; 14. Signaigo, Joe (B) Notre Dame; 15. Widseth, Dean (T) Minnesota; Hoerner, Dick (B) Iowa; Rich, Lawrence (C) Tulane.

1948

1. Durkota, Jeff (B) Penn State; 3. Cline, Ollie (B) Ohio State; 7. Thompson, Tommy (C) William & Mary; 9. Smith, Bill (T) North Carolina; 11. Maughan, Ralph (C) Utah State; 12. Sensenbaugher, Dean (B) Ohio State; 13. Rubish, Mike (E) North Carolina; 14. Sarkesian, Alex (C) Northwestern; 15. Dworsky, Dan (B) Michigan; 16. Beasley, Scott (E) Nevada; 17. Slegler, Russ (B) Illinois; 18. Holisma, Lou (E) William & Mary; 19. Ashbaugh, Pete (B) Notre Dame; 20. Templeton, Dave (G) Ohio State; 21. Eddleman, Dike (B) Illinois; 22. Gambino, Lou (B) Maryland; 23. McDowell, Jim (G) William & Mary; 24. Fowle, Heywood (T) North Carolina; 25. Parseghian, Ara (B) Miami (Ohio); 26. Saylor, Todd (E) Lafayette (Pa.); 27. Caughron, Harry (T) William & Mary; 28. Lanzi, Pete (E) Youngstown State; 29. Roman, George (T) Case Western Reserve; 30. Sheehan, Mel (E) Missouri.

1949

1. Mitchell, Jack (QB) Oklahoma; 3. Collins, Albin "Rip" (B) Louisiana State; 4. McLellan, Bill (T) Brown; 5. McNeill, Ed (E) Michigan; 6. O'Malley, Tom (B) Cincinnati; 7. Alexander, Phil (T) South Carolina; 8. Carnevino, Mike (B) Ohio State; 9. Walker, Doak (B) Southern Methodist; 10. Adams, Norb (B) Purdue; 11. Norton, Negley (T) Penn State; 12. Burns, Frank (B) Rutgers; 13. Self, Clarence (B) Wisconsin; 14. Kersulis, Walt (E) Illinois; 15. Stuart, Bobby Jack (B) Army; 16. Bowne, J.L. "Dinky" (B) Georgia Tech; 25. Cooney, Larry (B) Penn State; 26. Liningier, Jack (C) Ohio State; 27. Gagne, Verne (E) Minnesota; 28. Moran, Jim (B) John Carroll; 29. Soboleski, Joe (T) Michigan.

1950

1. Carpenter, Ken (HB) Oregon State; 2a. Sandusky, John (OT/DT) Villanova (choice acquired from Detroit for rights to HB Doak Walker, drafted by Browns in 1949); 2b. Marlin, Jim (OE/OT) Notre Dame; 3. Robinson, Jimmy (HB) Pittsburgh; 4. Wilson, Bob "Red" (C/OE) Wisconsin; 5. Phelps, Don "Dopey" (HB) Kentucky; 6. Gorgal, Ken (QB) Purdue; 7. Carter, Win (FB) Missouri; 8. Frizzell, Russ (T) Tulsa; 9. Duncan, Jim (OE) Wake Forest; 10. O'Pella, Frank (HB/LB) William & Mary; 11. Plotz, Bob (G) Pittsburgh; 12. Cole, Emerson (FB) Toledo; 13. Wright, Rupe (G) Baylor; 14. Harrington, Packard (C) St. Mary's; 15. Meland, Ted (G) Oregon; 16. King, William "Art" (G) Ball State; 17. McKinney, Hal (G) Missouri Valley; 18. Travage, Joe (HB) Louisville; 19. Songin, Ed "Butch" (QB) Boston College; 20. Hackney, John (G) Murray State; 21. Vogts, Leroy (OG) Washington U. (St. Louis); 22. Dowling, Jim (C) Santa Clara; 23. Moselle, Dom (HB) Superior State; 24. Woodland, Jack (HB) Bowling Green; 25. Brasher, Jim (C) Maryland; 26. Toogood, Charley (T) Nebraska; 27. Gray, Dick (HB) Oregon State; 28. Pyle, Billy (HB) Texas; 29. Schnelker, Bob (E) Bowling Green; 30. Massey, Jim (HB) Detroit.

1951

1. Konz, Kenny (HB/S) LSU; 2. Curtis, Ernest "Bucky" (OE) Vanderbilt; 3. Helluin, Jerome (T) Tulane; 4a. Oristaglio, Bob (FL) Pennsylvania (choice acquired from San Francisco as payment for E Gordon Soltau); 4b. Smith, Bob (FB) Texas A&M (choice acquired from Green Bay for HB/DB Bill Boedecker); 4c. Donovan, Artie (T) Boston College; 5. Loomis, Ace (B) LaCrosse State; 6. Rogas, Dan (G) Tulane; 7a. Holdash, Irving (C) North Carolina (choice acquired from New York Yankees for John Yanokor); 7b. Michaels, Walt (HB) Washington & Lee; 8a. Clark, Max (HB) Houston (choice acquired from Green Bay for QB Tom O'Malley); 8b. Spinney, Art (E) Boston College; 9a. Toler, Burrell (G) San Francisco (choice acquired from Detroit for E Jim Duncan); 9b. Shula, Don (DB) John Carroll; 10. Gierula, Chet (G) Maryland; 11. Custis, Bernie (B) Syracuse; 12a. Seillers, Milan (HB) Florida State (choice acquired from Detroit Lions for FB Chuck Schroll); 12b. Kirtley, Stew (E) Morehead State; 13. Voskuhl, Bob (C) Georgetown College (Ky.); 14. Cernoch, Rudy (T) Northwestern; 15. Skibinski, Joe (G) Purdue; 16. Pasky, Ed (QB) South Carolina; 17. Kane Leroy (HB) Dayton; 18. De Roin, Rube (C) Oklahoma A&M; 19. Solari, Ray (G) California; 20. Crocher, Jack (B) Tulsa; 21. Stone, Ray (E) Texas; 22. Taseff, Carl (FB) John Carroll; 23. Champion, Johnny (HB) SMU; 24. Benner, Wayne (HB) Florida State; 25. Knispel, John (T) LaCrosse State; 26. Williams, Fred (T) Arkansas; 27. Jones, Jack (HB) Livingston State; 28. Thrift, Roger (HB) East Carolina; 29. Driver, Bill (QB) Florida State; 30. Averno, Sisto (G) Muhlenberg.

1952

1a. Rechichar, Bert (DB) Tennessee (choice acquired from Detroit for E/T Jim Martin); 1b. Agganis, Harry (QB) Boston U.; 2. Hughes, Bill (LB) Michigan State; 3a. Klosterman, Don (QB) Loyola (Calif.) (choice acquired from New York Yankees); 3b. Campanella, Joe (DT) Ohio State; 4a. Renfro, Ray (HB) North Texas State; 4b. Costa, Elmer (T) North Carolina State; 5. Jankovich, Keever (E) College of Pacific; 6. Shields, Burrell (DB) John Carroll; 7. Pace, John (T) Mississippi State; 8a. Williams, Stan (E) Baylor (choice acquired from New York Yankees); 8b. Forester, Herschel (G) SMU; 9. Finnell, Bob (B) Xavier; 10. Ribiero, Pat (T) College of Pacific; 11. Logan, Dick (T) Ohio State; 12. Thompson, Roy (B) Florida State; 13. Cosgrove, Tom (C) Maryland; 14. Ruzich, Steve (G) Ohio State; 15. Alpin, Holland (E) Tampa U.; 16a. Neathery, Herb (HB) Illinois (choice acquired from Detroit); 16b. Rowland, Ed (T) Oklahoma; 17. Schatz, Stewart (T) Penn State; 18. Mirchi, Ken (G) Santa Clara; 19a. Talarico, Sam (T/G) Indiana (choice acquired from San Francisco); 19b. Macioli, Mike (B) Purdue; 20. Brandenberg, Bob (B) Kansas; 21. Calhoun, Dick (DT) Baylor; 22. Johnson, Howard "Corky" (T) Santa Barbara State; 23a. Greene, Don (T) Miami (Ohio); 23b. Robertson, Bobby (HB/P) Indiana; 24. Wren, Lowe "Junior" (B) Missouri; 25. Reddell, Billy (B) Florida; 26. Vernasco, Joe (E) Illinois; 27. Maletzky, Bill (G) Maryland; 28. Pietro, John (G) Brown; 29. Klevay, Walt (B) Ohio State; 30. Saban, John (FB) Xavier.

1953

1. Atkins, Doug (DT) Tennessee; 2. Reynolds, Billy (HB) Pittsburgh; 3a. Bruney, Fred (HB) Ohio State; 3b. Donaldson, Gene (G) Kentucky (choice acquired from Detroit Lions for B Robert Smith); 4a. Hietikko, Jim (T) Ohio State (choice acquired from Dallas Texans for QB Don Klosterman); 4b. Tamburo, Dick (C/LB) Michigan State; 5. Van Doren, Bob (E) Southern California; 6. Steinbruner, Don (C/LB) Washington State; 7. Filipski, Gene (B) Army and Villanova; 8. Massey, Carlton (E) Texas; 9. McNamara, Bob (E) Minnesota; 10. Natali, Elmo (FB) California State (Pa); 11. Hillinski, Dick (T) Ohio State; 12. Willhoite, Elmer (G) Southern California; 13. Fiss, Gatten (LB) Kansas; 14. Nagler, Gern (E) Santa Clara; 15. Carson, Johnny (E) Georgia; 16. Kuykendall, Eric (FB) Illinois; 17. Bean, George (B) Utah; 18. Ballen, Dick (T) College of Pacific; 19. Cain, Tom (G) Colorado; 20. Noll, Chuck (T) Dayton; 21. Crockett, Bill (G) Rice; 22. Looper, Byrd (B) Duke; 23. Kent, Ronnie (B) Tulane; 24. Labenda, John (T) Wittenberg; 25. Ellis, Jim (B) Michigan State; 26. Hoag, Charley (B) Kansas; 27. Sisco, Jack (C) Baylor; 28. Verkirk, Ray (T) North Texas State; 29. Hobson, Clell (B) Alabama; 30. Myers, Andy (G) Tennessee.

1954

Bonus Selection: Garret, Robert (QB) Stanford. 1. Bauer, John (G) Illinois; 2. Hanulak, Chester "Chet" (HB) Maryland; 3. Bassett, Maurice (FB) Langston U; 4. Hilgenberg, Jerry (C) Iowa; 5. Lucky, William (T) Baylor; 6a. Smith, James (T) Baylor (choice acquired from Baltimore for C Tom Cosgrove); 6b. Jenkins, Asa (FB) Toledo; 7. Miller, Donald (HB) SMU; 8a. Barbish, William (HB) Tennessee (choice acquired from San Francisco for DB Fred Bruney); 8b. Harris, Charles (HB) Georgia; 9. Jones, Thomas (HB) Miami (Ohio); 10a. Goss Donald (G) SMU (choice acquired from San Francisco for T/E Bob Van Doren); 10b. Pagna, Thomas (HB) Miami (Ohio); 11. Schuebel, Max (T) Rice; 12. Bruenich, Thomas (T) Maryland; 13. Cummins, George (LB) Tulane; 14. Head, James (FB) Iowa; 15. Lyssy, Chester (B) Hardin-Simmons; 16. Raidel, Richard (G) Kent State; 17. Chapman, Howard (T) Florida; 18. Wohrman, William (B) South Carolina; 19. Taylor, John (C) Austin; 20. Pierce, Hugh (C) North Carolina State; 21. Baughman, James (G) Illinois; 22. Caudle, Lloyd (B) Duke; 23. Mischak, Robert (E) Army; 24. Grambling, John (QB) South Carolina; 25. Hughes, Thomas (T) VPI; 26. Lundy, Joseph (G) Kansas; 27. Mapp, John (B) VMI; 28. Vergara, Vincent (B) Syracuse; 29. Carter, Troy (B) VMI.

1955

1. Burris, Kurt (C/LB) Oklahoma; 2. Renfro, Weldon "Dean" (HB) North Texas State; 3a. Hall, John (DT/LB) Iowa (choice acquired from Chicago Bears with B Fred Morrison for B Harry Jagade); 3b. Freeman, Bob (QB) Auburn; 4a. Reynolds, Paul (HB) Notre Dame (choice acquired from Green Bay for T Jerome Helluin); 4b. Palumbo, Sam (DT/LB) Notre Dame; 5. Dandoy, Aramis (HB) USC; 6. Bolden, Leroy (HB) Michigan State; 7. Locklear, Jack (C/LB) Auburn; 8. (choice traded to Detroit for E Marlon Gaskin); 9. Ford, Henry (HB) Pittsburgh; 10. Dillon, Glen (OE) Pittsburgh; 11. Knebel, Eric (T) SMU; 12. Eaton, Jack (T) New Mexico; 13. Borton, John (QB) Ohio State; 14. Robinson, Fred (G) Washington; 15. Smith, Bob (HB) Nebraska; 16. Suchy, Don (C) Iowa; 17. Leonard, Bob (FB) Purdue; 18. Champlin, Steve (T) Oklahoma; 19. Ebert, Tom (E) Kansas State; 20. Proctor, William (T) Florida State; 21. Spinks, Richard (HB) Texas Tech; 22. Stone, Gerald (T) Southeast Louisiana; 23. Greer, James (E) Elizabeth City; 24. Matsock, John (HB) Michigan State; 25. Lindo, Ernie (HB) College of Pacific; 26. Fife, Don (C) Purdue; 27. Baldwin, Bobby (B) Sam Houston State; 28. Tokus, Ed (E) Georgia; 29. Robinson, Tex (HB) Temple; 30. Leachman, Lamar (C) Tennessee.

1956

1. Carpenter, Preston (HB) Arkansas; 2. Kinard, Billy (DB) Mississippi; 3a. Ross, Larry (E) Denver (choice acquired from Chicago with Bears' 6th choice for DT Doug Atkins and QB Ken Gorgal); 3b. Quinlan, William (E) Michigan State; 4. Moss, Bob (HB) West Virginia; 5. Clarke, Frank (E) Colorado; 6a. Plunkett, Sherman (E) Maryland State (choice acquired from Chicago with Bears' 3rd choice for DT Doug Atkins and QB Ken Gorgal); 6b. Wiggins, Paul (T) Stanford; 7. Griffith, Charles (E) USC; 8. Hellyer, Len (HB) Marshall; 9. Hecker, Jack (OE) Bowling Green; 10. Rayburn, Ed (T) Rice; 11. Underdunk, William (T) West Virginia; 12. Javernick, Harry (T) Colorado; 13. Furey, Jim (C) Kansas State; 14. Sidwell, Charles (B) William & Mary; 15. Davis, Willie (G) Grambling; 16. Cooper, Thurlow (E) Maine; 17. West, Ed (QB) North Carolina; 18. Carroll, Harold (FB) Western Reserve; 19. Sebest, John (B) E. Kentucky and Pittsburgh; 20. Mobra, Joe (E) Oklahoma; 21. Kaphis, Eugene (E) Notre Dame; 22. Brown, Samuel (HB) UCLA; 23. Allhouse, Don (E) Syracuse; 24. Hughes, Jim (G) San Jose State; 25. Davenport, Bob (FB) UCLA; 26. Kammerman, Jack (E) Utah; 27. Dwyer, Ed (E) Purdue; 28. Sparks, Oliver (G) Iowa State; 29. Bajtos, John (E) Northwestern and Vanderbilt; 30. Bartholomew, Robert (T) Wake Forest.

1957

1. Brown, Jim (FB) Syracuse; 2. Plum, Milt (QB) Penn State; 3. Walker, George (QB) Arkansas; 4. Camera, Paul (OE) Stanford; 5a. Jordan, Henry (OT) Virginia (choice acquired from Green Bay for HB Chester Lyssy); 5b. Campbell, Milt (HB) Indiana; 6a. Amstutz, Joe (C) Indiana (choice acquired from Green Bay for T George Cummins); 6b. Marlin, Harley (T) California; 7a. Hickerson, Gene (OT) Mississippi; 7b. Rotunno, Mike (C) Michigan (Chicago Cardinals' choice acquired from N.Y. Giants for B Gene Filipski); 8. Gillis, Dan (C) Rice; 9. Comstock, Don (B) Alabama; 10. Reinhart, Robert (QB) San Jose State; 11. Cummings, William (T) Ohio State; 12. Spitzenberger, Rudy (G) Houston; 13. Sansom, Jerry (E) Auburn; 14. Feller, Don (B) Kansas; 15. Kaiser, Dave (E) Michigan State; 16. Bayuk, John (B) Colorado; 17. Tamburello, Frank (QB) Maryland; 18. Torczon, Laverne (G) Nebraska; 19. Ploen, Kenneth (QB) Iowa; 20. Stillwell, Jack (E) North Carolina; 21. Juneau, Curry (E) Mississippi Southern; 22. Winters, Bob (B) Utah State; 23. Frazer, Jim (T) Hampden-Sydney; 24. Napoleon, Allen (B) Stanford; 25. Dimitroff, Tom (QB) Miami (Ohio); 26. Bliss, Allen (E) Miami (Ohio); 27. Okulovich, Andy (QB) Ohio State; 28. Cockrell, Gene (T) Hardin-Simmons; 29. Trozzo, William (T) West Virginia; 30. McKiever, Bob (B) Northwestern.

1958

1. Shofner, Jim (DB) TCU; 2. Mitchell, Charles (G) Florida; 3a. (Browns choice traded to Chicago Bears for QB James Haluska); 3b. Guy, Melvin (T) Duke (choice acquired from Detroit for C Frank Gatski); 4. Ninowski, Jim (QB) Michigan State; 5a. Funston, Farrell (OE) College of Pacific; 5b. Gibbons, Jim (OE) Iowa (choice acquired from Detroit with RB Lew Carpenter for LB Roger Zalkoff); 6. Wulff, James (HB) Michigan State; 7. Mitchell, Bob (HB) Illinois; 8. Lattimore, Bert (E) Duke; 9. Parrish, Bernie (DB) Florida; 10. Russavage, Leo (T) North Carolina; 11. Bowermaster, Russ (OE) Ohio State; 12. Brodhead, Robert (QB) Duke; 13. Williams, Hal (B) Miami (Ohio); 14. Miller, Ken (T) TCU; 15. Hoelscher, Howard (FB) Rice; 16. Cornelison, Jerry (T) SMU; 17. Osborn, Roddy (HB) Texas A&M; 18. Johnson, Alvin Peter (T) Idaho; 19. Brown, Ed (G) Arizona; 20. Serieke, Edward (B) Xavier; 21. Marlin, William (E) Iowa State; 22. Renn, Robert (HB) Florida State; 23. Verkey, Dan (T) Washington State; 24. O'Connor, Jim (T) Marshall College; 25. Peters, Robert (HB) Baylor; 26. Thompson, Frank (T) Wake Forest; 27. Thelan, Dave (HB) Miami (Ohio); 28. Boykin, William (T) Michigan State; 29. Czapla, Frank (T) Missouri; 30. Svendsen, Bernard (C) Minnesota.

1959

1. Krelling, Rich (OE) Illinois; 2. Schafraith, Dick (OT) Ohio State; 3. O'Brien, Francis (OT) Michigan State; 4a. Prahst, Gary (OE) Michigan (choice acquired from Green Bay for E Len Ford); 4b. Lloyd, Dave (C) Georgia; 5a. Wooten, John (G) Colorado (choice acquired from Detroit for E Jim Gibbons); 5b. LeBeau, Dick (DB) Ohio State; 6a. Prestiel, James (T) Idaho (choice acquired from New York for G Bob Mischak); 6b. Denton, Bob (DE) College of Pacific; 7. Miller, Gene (T) Rice; 8a. Ptacek, Robert (QB) Michigan (choice acquired from Chicago Cardinals for C Don Gillis); 8b. (choice traded to Green Bay for E Dick Deschaine); 9. Wilson, Kirk (P/K) UCLA; 10. Zeman, Robert (B) Wisconsin; 11. King, Gerald (G) Kent State; 12. Palandrani, Francis (T) North Carolina State; 13. Reese, Ray (LB) Bowling Green; 14. Dubenion, Elbert (HB) Bluffton; 15. Salwocki, Tom (C) Pittsburgh; 16. Caleb, Jamie (B) Grambling; 17. Schmittan, Homer (E) Tennessee Tech; 18. Hill, Ed (G) Miami (Ohio); 19. Schroeder, Joe (T) Xavier; 20. McClain, Albert (T) Shaw; 21. Fraser, James (G) Wisconsin; 22. Wenzel, Joe (E) Lehigh; 23. Gardner, Jim (T) Duke; 24. Goings, Russ (G) Xavier; 25. Spycholski, Ernie (T) Ohio State; 26. Floyd, Homer (B) Kansas; 27. Baker, Larry (T) Bowling Green; 28. Abodie, Pete (E) Tulane; 29. Nietupolski, Ronald (T) Illinois; 30. Keltchic, Carl (B) Washington State.

1960

1. Houston, Jim (E) Ohio State; 2a. Stephens, Larry (DT) Texas (choice acquired from Pittsburgh with Steelers' 5th choice for E Darrel Brewster); 2b. Gault, Prentice (FB) Oklahoma; 3. Fichtner, Ross (B) Purdue; 4a. Brewer, John (E) Mississippi (choice acquired from Green Bay for HB Robert Freeman); 4b. Marshall, Jim (DT) Ohio State; 5a. Jarus, Bob (FB) Purdue (choice acquired from Green Bay for T Henry Jordan); 5b. (Browns' choice traded to Pittsburgh with E Darrel Brewster for Steelers' 2nd choice); 6. Khayat, Robert (G) Mississippi; 7. Anderson, Taz (FB) Georgia Tech; 8. White, Bob (B) Ohio State; 9.

156 | DRAFT CHOICES

Burford, Chris (E) Stanford; 10. Washington, Clyde (HB) Purdue; 11. Franklin, Bob (QB) Mississippi; 12. Mostordi, Rich (B) Kent State; 13. Grecni, Rich (C) Ohio U.; 14. Dumbauld, Bill (T) West Virginia; 15. Watkins, Thomas (HB) Iowa State; 16. Waldon, James (QB) Wyoming; 17. Coleman, Lovell (B) Western Michigan; 18. Hanlon, Jack (B) Pennsylvania; 19. Campbell, Jack (E) Toledo; 20. Nelson, Bob (C) Wisconsin.

1961

1a. Crespino, Robert (E) Mississippi (choice acquired from Detroit with LB Robert Long for QB Jim Ninowski); 1b. (Browns' choice traded to Dallas for T Paul Dickson and Dallas' 1st draft choice in 1962); 2. Nutting, Edward (T) Georgia Tech; 3. (Browns' choice traded to Los Angeles for T Gene Selawski); 4. Brown, John (T) Syracuse; 5. Lucci, Mike (C) Tennessee; 6a. Parker, Frank (T) Oklahoma State (choice acquired from Detroit for T William McClung); 6b. (Browns' choice traded to St. Louis for E Don Fleming); 7. Powell, Preston (B) Grambling; 8a. Frongillo, John (T) Baylor; 8b. Cox, Fred (HB) Pittsburgh (choice acquired from Green Bay for RB Robert Jarus); 9. Gibbs, Jake (QB) Mississippi; 10a. Wolf, Wayne (G) Wake Forest (choice acquired from Washington for HB Jim Wulff); 10b. Ericson, Ken (E) Syracuse; 11. Gault, Billy (B) TCU; 12. Lage, Richard (E) Lenoir-Rhyne; 13. Wilson, Jack (B) Duke; 14. Lohman, Phil (C) Oklahoma; 15. Taylor, Charles (B) Mississippi; 16. Shoals, Roger (T) Maryland; 17. Bird, Calvin (B) Kentucky; 18. Morris, Ed (T) Indiana; 19. Minihane, Robert (G) Boston U.; 20. Baker, Charles (T) Tennessee.

1962

1a. Collins, Gary (E) Maryland (choice acquired from Dallas along with T Paul Dickson for Browns' first choice in 1961); 1b. Jackson, Leroy (B) Western Illinois (rights to Jackson traded to Washington for Redskins' rights to (RB) Ernie Davis); 2a. Hinton, Charles (T) North Carolina College (choice acquired from Minnesota for T Jim Prestel, RB Jamie Caleb and Vikings #11 choice in 1962); 2b. Stephens, Sandy (QB) Minnesota; 3a. (Browns' choice traded to Dallas for G Duane Putnam); 3b. Furman, John (QB) Texas Western (choice acquired from Green Bay for QB John Roach); 4. Sczurek, Stan (G) Purdue; 5. Rivera, Henry (HB) Oregon State; 6. Tidmore, Sam (E) Ohio State; 7. Havlicek, John (E) Ohio State; 8. (Browns' choice traded to Detroit for DT Erroll Linden); 9. Dickerson, Charles (T) Illinois; 10a. Goerlitz, Gerald (C) Northern Michigan (choice acquired from Minnesota for T Robert Denton); 10b. White, Albert (B) Packard; 11a. Myers, Ronnie (E) Villanova (choice acquired from Minnesota along with #2 choice in 1962 for T Jim Prestel and Jamie Caleb); 11b. McNeil, Clifton (E) Grambling; 12. Stute, Ted (E) Ohio University; 13. Gardner, Frank (T) North Carolina College; 14. Shorter, Jim (B) Detroit; 15. Goosby, Tom (G) Baldwin-Wallace; 16. Biodrowski, Dennis (E) Memphis State; 17. Harlan, Herbert (E) Baylor; 18. Bishop, Sonny (G) Fresno State; 19. Anabo, John (QB) Fresno State; 20. Flatley, Paul (B) Northwestern.

1963

1. Hutchinson, Tom (E) Kentucky; 2. Kanicki, Jim (T) Michigan State; 3. (Browns' choice traded to Los Angeles with DT Larry Stephens and Browns' 6th choice for QB Frank Ryan and HB Tom Wilson); 4. Munsey, Bill (B) Minnesota; 5a. (Browns' choice traded to Pittsburgh for RB Charley Scales); 5b. Baker, Frank (B) Toledo (choice acquired from Detroit with RB Howard Cassidy and DE Bill Glass for RB Tom Watkins and DE Dave Lloyd); 6a. Borgheiti, Ernest (T) Pittsburgh (choice acquired from Minnesota for DB Tom Franckhouser, OT Erroll Linden, WR Charlie Ferguson and K Fred Cox); 6b. Bloom, Tom (B) Purdue (Philadelphia's choice awarded to Cleveland for improper waiver procedure involving Howard Cassidy); 6c. (Browns' choice traded to Los Angeles with DT Larry Stephens and Browns' 3rd choice for QB Frank Ryan and HB Tom Wilson); 7. (Browns' choice traded to Green Bay for RB Ernie Green); 8. Sweeney, Walter (E) Syracuse; 9. Raimey, Dave (B) Michigan; 10. Bobbitt, Jim (G) Michigan State; 11. Graham, Art (WR) Boston College; 12. Infante, Lindy (B) Florida; 13. Katterhenrich, Dave (B) Ohio State; 14. Faulkner, Staley (T) Texas; 15. Reade, Lynn (T) USC; 16. Kelly, Richard (OG) Georgia; 17. Anderson, Richard (E) Penn State; 18. Garvin, Bobby (T) Mississippi State; 19. Sherman, Gary (LB) Bowling Green; 20. Shaw, Steve (B) Vanderbilt.

1964

1. Warfield, Paul (WR) Ohio State; 2. Truax, Bill (TE) LSU; 3. (Browns' choice traded to Dallas for DT Ken Frost [choice later traded to Los Angeles by Cowboys]); 4. Shackelford, Don (T) U. of Pacific; 5. Klein, Richard (T) Wichita; 6. (Browns' choice traded to Dallas for G Andy Cvercko); 7. Odum, Sammy (LB) Northwest Louisiana; 8. Kelly, Leroy (HB) Morgan State; 9. Briscoe, John (LB) Arizona; 10a. Van Raaphorst, Richard (K) Ohio State; 10b. Robinson, Bobby (G) Mississippi (Pittsburgh's choice acquired from Minnesota for RB Tom Wilson); 11. Versprille, Edward (FB) Alabama; 12. Mitchell, Ed (T) Southern U.; 13. Meehan, Bob (G) Syracuse; 14. Sieg, Terry (HB) Virginia; 15. Houtman, John (T) Michigan; 16. Williams, Sidney (E) Southern U.; 17. Bartolameoli, Larry (T) Western Michigan; 18. Lewis, Sherman (HB) Michigan State; 19. Higgins, Jim (G) Xavier; 20. Archer, Dave (T) Syracuse.

1965

1. (Browns' choice traded to San Francisco for G Ted Connolly); 2a. Garcia, James (T) Purdue (choice acquired from Chicago along with DB Lowell Caylor and Bears' 3rd choice for TE Rich Kreitling); 2b. Bussell, Gerry (HB) Georgia Tech (choice acquired from Los Angeles for TE Bill Truax); 2c. Johnson, Walter (DT) Los Angeles State; 3a. Scott, Robert 'Bo' (HB) Ohio State (choice acquired from Chicago along with Bears' 2nd choice for DB Lowell Caylor for TE Rich Kreitling); 3b. Maples, Bob (C) Baylor; 4. (Browns' choice traded to Minnesota for DT Mike Bundra); 5. Irwin, Bill (T) Mississippi; 6a. Simkus, Arnold (T) Michigan (choice acquired from San Francisco for C Frank Morze); 6b. Aldredge, Corwyn (E) Northwest Louisiana; 7. Lindsey, Dale (LB) Western Kentucky; 8. Howell, Mike (QB) Grambling; 9. Lane, Gary (QB) Missouri; 10. Screen, Pat (QB) LSU; 11. Cordill, Olie (HB) Memphis State; 12. Canale, Justin (G) Mississippi State; 13. Pickett, Henry (HB) Baylor; 14. Simrell, Dan (QB) Toledo; 15. Gagner, Larry (T) Michigan; 16. Anthony, Mel (FB) Michigan; 17. Boyette, John (T) Clemson; 18. Arrington, Dick (G) Notre Dame; 19. Orazen, Ed (G) Ohio State; 20. Goldberg, Frank (LB) Central Michigan.

1966

1. Morin, Milt (TE) Massachusetts; 2. Norton, Rick (QB) Kentucky; 3. (Browns' choice traded to N.Y. Giants for DB Erich Barnes [choice later traded to Green Bay]); 4. Duranko, Pete (DE) Notre Dame; 5a. Schultz, Randy (FB) Iowa State Teacher's (choice acquired from Detroit for OT Roger Shoals); 5b. Fulford, Dan (E) Auburn; 6a. Battle, James (DE) Southern U. (choice acquired from N.Y. Giants for DT Mike Bundra); 6b. Hoaglin, Fred (C) Pittsburgh; 7. Carter, Leroy (LB) Grambling; 8. Talaga, Tom (OT) Notre Dame; 9. Gregory, Jack (DE) Chattanooga; 10. Ledbetter, Monty (FL) Northwest Louisiana State; 11. Fire, Tony (DT) Bowling Green; 12. Czap, Rick (T) Nebraska; 13. Boudreaux, James (DT) Louisiana Tech; 14. Lammons, Pete (FL) Texas; 15. Ellis, Bob (DB) Massachusetts; 16. Ray, David (DB) Alabama; 17. Modzelewski, Gene (T) New Mexico State; 18. Harraway, Charlie (FB) San Jose State; 19. Singer, Karl (DT) Purdue; 20. Petro, Joe (DB) Temple.

1967

1. Matheson, Bob (LB) Duke; 2. Conjar, Larry (FB) Notre Dame; 3a. Cockroft, Don (K/P) Adams State (choice acquired from N.Y. Giants for DE Jim Garcia); 3b. Barney, Eppie (WR) Iowa State; 4a. Ward, Carl (HB) Michigan (choice acquired from Atlanta for RB Charley Scales); 4b. Taffoni, Joe (T) Tennessee Martin; 5. (Browns' choice traded to Dallas for G Joe Bob Isbell); 6. DeMarie, John (C) LSU; 7. House, Bill (DT) Youngstown; 8. Devrow, Bill (DB) Southern Mississippi; 9. Dowdy, Cecil (LB) Alabama; 10. Copeland, James (G) Virginia; 11. Sabatino, Bill (DE) Colorado; 12. Fowler, Charles (OT) Houston; 13. Andrews, Bill (LB) Southeast Louisiana; 14. Rogers, Floyd (DT) Clemson; 15. Williamson, Dennis (DB) Whitewater State; 16. Williams, Don (WR) Akron; 17. Davis, Ben (HB) Defiance.

1968

1. Upshaw, Marvin (DE) Trinity (Tex.); 2. Garlington, John (LB) LSU; 3a. Olszewski, Harry (G) Clemson (choice acquired from Pittsburgh for OT John Binner and Steelers 10th-round choice in 1968); 3b. Morrison, Reece (HB) Southwest Texas State (choice acquired from Washington along with QB Dick Shiner for QB Jim Ninowski); 3c. (Browns' choice traded to Los Angeles for DB George Youngblood); 4. Meylan, Wayne (LB) Nebraska; 5a. Wempe, Mike (OT) Missouri; 5b. Jackson, Jackie (DB) Clemson (choice acquired from Baltimore for P David Lee); 6a. James, Nathan (DB) Florida A&M (choice acquired from N.Y. Giants for LB Vince Costello); 6b. (Browns' choice traded to Philadelphia for TE Ron Duncan); 7. Brady, Dale (HB) Memphis State; 8. Schoen, Tom (DB) Notre Dame; 9. Porter, David (DT) Michigan; 10a. Greer, James (DE) Stephen F. Austin (choice acquired from Pittsburgh along with Steelers' #3 choice in 1968 for OT John Brown); 10b. Mitchell, Alvin (DB) Morgan State; 11. Alcorn, Jim (QB) Clarion State; 12. Beutler, Tom (LB) Toledo; 13. Sellers, Terry (DB) Georgia; 14. Whipps, Edgar (FB) Jackson State; 15. Baxter, Bob (FL) Memphis State; 16. Sievert, Dick (DE) River Falls (Wis.); 17. McDuffie, Wayne (C) Florida State.

1969

1. Johnson, Ron (FB) Michigan; 2. (Browns' choice traded to Washington for DE Ron Snidow); 3a. Jenkins, Al (G) Tulsa (choice acquired from Philadelphia for RB Larry Conjar); 3b. Glass, Charles "Chip" (TE) Florida State; 4. Summers, Fred (DB) Wake Forest; 5. Hooker, Fair (FL) Arizona State; 6a. Adams, Larry (DT) Texas Christian (choice acquired from N.Y. Giants for QB Gary Lane); 6b. Righetti, Joe (DT) Waynesburg; 7. Sumner, Walt (DB) Florida State; 8. Reynolds, Chuck (C) Tulsa; 9. Kamzelski, Ron (DT) Minnesota; 10. Shelly, Greg (G) Virginia; 11. Jones, Dave (FL) Kansas State; 12. Davis, Dick (HB) Nebraska; 13. Boutwell, Tom (QB) Southern Mississippi; 14. Smaha, Jiggy (DT) Georgia; 15. Stevenson, Joel (TE) Georgia Tech; 16. Lowe, James (FL) Tuskegee; 17. Oliver, Bob (DE) Abilene Christian.

1970

1a. Phipps, Mike (QB) Purdue (choice acquired by Miami for (WR) Paul Warfield); 1b. McKay, Bob (T) Texas; 2a. Jones, Joe (DE) Tennessee State (choice acquired from New Orleans for (LB) John Brewer); 2b. Sherk, Jerry (DT) Oklahoma State; 3. (Browns' choice traded to Dallas for QB Jerry Rhome); 4. Stevenson, Rickey (CB) Arizona; 5. Engel, Steve (HB) Colorado; 6. Cilek, Mike (QB) Iowa; 7. Wycinsky, Craig (G) Michigan State; 8. Davidson, Honester (S) Bowling Green; 9. Brown, Geoff (LB) Pittsburg; 10. Yanchar, Bill (DT) Purdue; 11. Benner, Gene (WR) Maine; 12. Sanders, Jerry (K) Texas Tech; 13. Roberts, Larry (HB) Central Missouri; 14. Tharpe, Jim (LB) Lincoln (Mo.); 15. Homoly, Guy (CB) Illinois State; 16. Redebaugh, John (TE/K) Bemidji State; 17. Tabb, Charles (TE/RB) McMurray.

1971

1. Scott, Clarence (CB) Kansas State; 2. Cornell, Robert "Bo" (HB) Washington; 3a. Staroba, Paul (WR) Michigan; 3b. Hall, Charles (LB) Houston (choice acquired from Kansas City for DE Marvin Upshaw); 4. Pena, Robert "Bubba" (G) Massachusetts; 5. Brown, Stanley (WR) Purdue; 6a. Dieken, Doug (OT) Illinois (choice acquired from Chicago for WR Eppie Barney); 6b. Dixon, Jay (DE) Boston U; 7. Jacobs, Bob (K) Wyoming; 8. Zelina, Larry (HB) Ohio State; 9. Levels, Wilmur (S) North Texas State; 10. Casteel, Steve (LB) Oklahoma; 11. Sikich, Mike (G) Northwestern; 12. Blanchard, Felix "Tony" (TE) North Carolina; 13. Jamula, Thad (T) Lehigh; 14. Kingrea, Rick (LB) Tulane; 15. Green, William "Bill" (CB) Western Kentucky; 16. Smith, David (WR) Mississippi State; 17. Dilon, Leo (C) Dayton.

1972

1. Darden, Thom (DB) Michigan; 2a. Brooks, Clifford (DB) Tennessee State; 2b. Sims, Lester (DE) Alabama (choice acquired from Miami for LB Bob Matheson); 3. (Browns' choice traded to L.A. Rams with G Joe Taffoni for T Mitch Johnson and Minnesota's 5th choice in 1972); 4. (Browns' choice traded to Kansas City along with Browns' 3rd choice in 1973 for WR Frank Pitts); 5a. Hunt, George (K) Tennessee; 5b. Kucera, Greg (HB) North Colorado (Minnesota's choice from Los Angeles with T Mitch Johnson for G Joe Taffoni and Browns' 3rd choice in 1972); 6. Forey, Leonard (G) Texas A&M; 7. Wesley, Don (OT) Maryland State; 8. McKinnis, Hugh (HB) Arizona State; 9a. McKee, Larry (G) Arizona; 9b. Lefear, Billy (WR/RB) Henderson (Ark.) (choice acquired from Baltimore for LB Tom Beutler); 10. Mosier, Herschell (DT) Northwest Oklahoma; 11. Long, Mel (LB) Toledo; 12. Chapman, Bernard (DB) Texas-El Paso; 13. Sipe, Brian (QB) San Diego State; 14. Stewart, Ed (G) East Central Oklahoma; 15. McCullar, Jewell (LB) Chico State; 16. Wakefield, Richard (WR) Ohio State; 17. Portz, William (DB) Sterling, (Kansas).

1973

1a. Holden, Steve (WR) Arizona State (choice acquired from N.Y. Giants along with New England's 2nd choice for DE Jack Gregory and CB Freddie Summers); 1b. Adams, Pete (G) USC; 2a. Pruitt, Greg (HB) Oklahoma (New England's choice from New York with Giants' 1st choice for DE Jack Gregory and CB Freddie Summers); 2b. Steinke, Jim (DB) Southwest Texas; 3a. Crum, Bob (DE) Arizona (Kansas City's choice acquired from Baltimore for C Fred Hoaglin); 3b. (Browns' choice traded to Kansas City along with Browns' 4th choice in 1972 for WR Frank Pitts); 4a. Dorris, Andy (LB) New Mexico State (Cincinnati's choice from Baltimore for K George Hunt); 4b. Mattingly, Randy (QB) Evansville; 5. (Browns' choice traded to San Diego for DT George Wright); 6. Green, Van (DB) Shaw (N.C.); 7. (Browns' choice traded to Miami for C Bob DeMarco); 8. (Browns' choice traded to Detroit for DT Jerry Rush); 9. Wester, Curtis (G) East Texas State; 10. Humphrey, Tom (T) Abilene Christian; 11. Barfisch, Carl (DT) Princeton; 12. Simmons, Stan (TE) Lewis and Clark; 13. Romaniszyn, Jim (LB) Edinboro State; 14. Popelka, Robert (DB) Southern Methodist; 15. Sullivan, Dave (WR) Virginia; 16. Greenfield, George (HB) Murray State; 17. McClowry, Robert (C) Michigan State.

1974

1. (Browns' choice traded to San Diego along with Browns' 2nd choice in 1975 for LB Bob Babich and Chargers' 4th choice in 1975); 2. Corbett, Billy (OT) Johnson C. Smith; 3. (Browns' choice traded to Denver for QB Don Horn [also 6th choice in 1974]); 4. (Browns' choice traded to Oakland for WR Gloster Richardson); 5. Ilgenfritz, Mark (DE) Vanderbilt; 6a. Pritchett, Billy (FB) West Texas State (choice acquired from Buffalo); 6b. (Browns' choice traded to Denver for QB Don Horn [also 3rd choice in 1974]); 7a. Herrick, Bob (WR) Purdue (choice acquired from St. Louis for LB Andy Dorris); 7b. Sullivan, Gerry (C/OT) Illinois; 8a. (Browns' choice traded to Washington with T Mitch Johnson for New Orleans' 3rd choice in 1973); 8b. Brown, Eddie (DB) Tennessee (choice acquired from Buffalo for LB Rick Kingrea); 9. Scott, Dan (G) Ohio State; 10a. Puestow, Mike (WR) North Dakota State (choice acquired from Chicago for RB Randy Mattingly); 10b. (Browns' choice traded to Buffalo for TE Jan White); 11. Gooden, Tom (K) Harding; 12. McNeil, Ron (DE) North Carolina Central; 13. Seifert, Mike (DE) Wisconsin; 14. Hunt, Bob (HB) Heidelberg; 15. Terrell, Ransom (LB) Arizona; 16. Anderson, Preston (DB) Rice; 17. Buchanan, Carlton (DT) Southwest Oklahoma State.

1975

1. Mitchell, Mack (DE) Houston; 2. (Browns' choice traded to San Diego with Browns' 1st choice in 1974 for LB Bob Babich and Chargers' 4th choice in 1974); 3. Roan, Oscar (TE) Southern Methodist; 4a. Peters, Tony (DB) Oklahoma; 4b. (San Diego's choice acquired with LB Bob Babich traded to New England for WR Reggie Rucker); 5a. Zimba, John (DE) Villanova; 5b. Cope, Jim (LB) Ohio State (choice acquired from Detroit for CB Ben Davis); 6a. (Browns' choice traded to San Diego for TE James Thaxton); 6b. Miller, Charles (DB) West Virginia (choice acquired from Washington for WR Paul Staroba); 6c. Hynoski, Henry (HB) Temple (choice acquired from Oakland for WR Frank Pitts); 7. Wang, Merle (OT) Texas Christian; 8. Santini, Barry (TE) Purdue; 9a. Poole, Larry (HB) Kent State; 9b. Hogan, Floyd (DB) Arkansas (choice acquired from Kansas City for DE Bob Briggs); 10. Lewis, Stan (DE) Wayne (Nebraska); 11. Marinelli, Tom (G) Boston College; 12. Ambrose, Dick (LB) Virginia; 13. Armstead, Willie (WR) Utah; 14. Barrett, Tim (HB) John Carroll; 15. Moore, Willie (DT) Johnson C. Smith; 16. McKay, JK (WR) USC; 17. Graf, Dave (LB) Penn State.

1976

1. Pruitt, Mike (HB) Purdue; 2. (Browns' choice traded to Oakland for LB Gerald Irons and Raiders' 9th choice in 1976); 3. Logan, Dave (WR/TE) Colorado; 4a. Swick, Gene (QB) Toledo (New England's choice acquired from Philadelphia in trade for CB Clifford Brooks); 4b. St. Clair, Mike (DE) Grambling; 5. Sheppard, Henry (OT) Southern Methodist; 6. (Browns' choice traded to Chicago for Glen Holloway); 7. Cassidy, Steve (DT) Louisiana State; 8. (Browns' choice traded to Buffalo for S Neal Craig); 9a. Reed, James (HB) Mississippi; 9b. Nagel, Craig (QB) Purdue (choice acquired from Oakland with LB Gerald Irons for Browns' second draft choice in 1976); 10. Kleber, Doug (OT) Illinois; 11. Celek, Chuck (DE) Kent State; 12. (Browns' choice traded to Houston for WR Willie Miller); 13. Murray, Brian (OT) Arizona; 14. Smalzer, Joe (TE) Illinois; 15. Philyow, Luther (DB) Loyola (Calif.); 16. Lorenzen, Chris (DT) Arizona State; 17. Fleming, Tom (WR) Dartmouth.

1977

1. Jackson, Robert L. (LB) Texas A&M; 2. Skladany, Tom (P/K) Ohio State (negotiating rights later traded to Detroit for Lions' 3rd choice in 1978 and 7th choice in 1979); 3. (Browns' choice traded to Buffalo with 6th choice for DT Earl Edwards); 4a. Davis, Oliver (DB) Tennessee State; 4b. Sims, Robert "Mickey" (DT) South Carolina State (Baltimore's choice acquired from Chicago for QB Mike Phipps); 5. (Browns' choice traded to San Diego for DE Ron East); 6. (Browns' choice traded to Buffalo with 3rd choice for DT Earl Edwards); 7a. Randle, Ken (WR) USC (choice acquired from Atlanta for DE Ron East); 7b. Smith, Blane (TE) Purdue; 7c. Lingenfelser, Bob (OT) Nebraska (choice acquired from St. Louis for S Neal Craig); 8. Armstrong, Bill (DB) Wake Forest; 9. Brown, Daryl (KR) Tufts; 10. Burkett, Tom (T) North Carolina; 11. Nash, Charles (WR) Arizona; 12. Tierney, Leo (C) Georgia Tech.

1978

1a. Matthews, Clay (LB) USC; 1b. Newsome, Ozzie (WR) Alabama (choice acquired from Los Angeles along with Washington's 4th choice for Chicago's 1st choice obtained for QB Mike Phipps); 2. Evans, Johnny (P/QB) North Carolina State; 3a. Collins, Larry (HB) Texas A&I (choice acquired from Detroit along with Lions' 7th choice in 1979 for rights to P Tom Skladany); 3b. Miller, Mark (QB) Bowling Green; 4a. (Browns' choice to Miami along with 7th choice as compensation for signing WR Paul Warfield); 4b. Pullara, Pete (G) Chattanooga (Washington's choice acquired from Los Angeles with Rams' 1st choice for Browns' 1st choice); 5. Wright, Keith (FL) Memphis State; 6. Pitts, Al (C) Michigan State; 7. (Browns' choice to Miami along with 4th choice as compensation for signing WR Paul Warfield); 8. Turnbow, Jesse (DT) Tennessee; 9. Kramer, Jon (OG) Baylor; 10. Watson, Brent (OT) Tennessee; 11. Gillard, Larry (DT) Mississippi State; 12. Biedermann, Leo (OT) California.

1979

1a. (Browns' choice traded to San Diego for Chargers' 1st- and 2nd-round choices in 1979 draft); 1b. Adams, Willis (WR) Houston (choice acquired from San Diego along with Chargers' 2nd-round pick for Browns' 1st-round choice); 2a. Johnson, Lawrence (CB) Wisconsin; 2b. Claphan, Sam (OT) Oklahoma (choice acquired from San Diego along with Chargers' 1st-round choice for Browns' 1st-round selection); 3. Ramey, James (DE) Kentucky; 4. Miller, Matt (OT) Colorado; 5a. (Browns' choice traded to Los Angeles along with TE Oscar Roan for Rams' 5th- and 6th-round picks); 5b. Dimler, Rich (DT) USC (choice acquired from Washington through Los Angeles along with Rams' 6th-round pick for TE Oscar Roan and Browns' 5th-round choice); 6a. Burrell, Clinton (DB) Louisiana State; 6b. Ronan, Jim (DT) Minnesota (choice acquired from Los Angeles along with Rams' 5th-round pick for TE Oscar Roan and Browns' 5th-round choice); 7a. (Detroit's choice, acquired for Tom Skladany; later traded to Oakland along with Browns' 12th-round pick for Raiders' 7th- and 9th-round selections); 7b. (Browns' choice traded to Philadelphia for RB Tom Sullivan); 7c. Risien, Cody (OT) Texas A&M (choice acquired from Oakland along with Raiders' 9th-round pick for Detroit's 7th [from Tom Skladany trade] and Browns' 12th-round selection); 8. Perkov, Kent (DE) San Diego State; 9a. McGee, Carl (LB) Duke; 9b. Weathers, Curtis (TE) Mississippi (choice acquired from Oakland along with Raiders' 7th-round pick for Detroit's 7th- [acquired in Tom Skladany trade] and Browns' 12th-round selection); 10. Smith, John (WR) Tennessee State; 11. Poeschl, Randy (DE) Nebraska; 12a. Methvin, Dewitt (C) Tulane (choice acquired from Washington in trade for DE Joe Jones); 12b. (Browns' choice traded to Oakland along with Detroit's 10th-round pick [acquired in Tom Skladany trade] for Raiders' 7th- and 9th-round selections).

1980

1a. (Browns' 1st and New England's 6th choice traded to Los Angeles for Rams' 1st and 4th choices plus San Diego's 2nd and Green Bay's 5th in 1980); 1b. White, Charles (RB) USC (choice acquired from Los Angeles; see 1a); 2a. (Browns' choice traded to Denver along with San Diego's 5th-round choice [acquired from Washington for S Tony Peters] for DE Lyle Alzado); 2b. Crosby, Cleveland (DE) Arizona (choice acquired from San Diego through Los Angeles; see 1a); 3. Odom, Cliff (LB) Texas-Arlington; 4a. Crews, Ron (DE) Nevada-Las Vegas; 4b. McDonald, Paul (QB) USC (choice acquired from Los Angeles; see 1a); 5a. Franks, Elvis (DE) Morgan State (choice acquired from Green Bay through Los Angeles; see 1a); 5b. (Browns' choice traded to Oakland for G George Buehler); 5c. (San Diego's choice acquired from Washington for S Tony Peters (traded to Denver as part of Lyle Alzado trade; see 2a)); 6a. (Browns' choice traded to San Diego for RB Rickey Anderson); 6b. (New England's choice acquired for DE Mike St. Clair, traded to Los Angeles; see 1a); 7. (Browns' choice traded to New York Giants for DE Jack Gregory); 8. Copeland, Jeff (LB) Texas Tech; 9. Dewalt, Roy (RB) Texas-Arlington; 10. Fidel, Kevin (C) San Diego State; 11. Sales, Roland (RB) Arkansas; 12. Jackson, Marcus (DT) Purdue.

1981

1. Dixon, Hanford (CB) Southern Mississippi; 2. (Browns' choice traded to Buffalo along with Browns' 3rd-round choice in 1982 for G Joe DeLamielleure); 3. (Browns' choice traded to Denver along with Browns' 2nd- and 5th-round choices in 1980 for DE Lyle Alzado); 4a. Robinson, Mike (DE) Arizona (choice acquired from Washington along with Redskins' 10th choice in 1981 and San Diego's 5th choice in 1980 for S Tony Peters); 4b. (Browns' choice traded to San Diego for LB Don Goode); 5. Cox, Steve (PI/K) Arkansas; 6. Simmons, Ron (DT) Florida State; 7. Johnson, Eddie (LB) Louisville; 8. (Browns' choice traded to New York Jets for DE Marshall Harris); 9. Schleusener, Randy (G) Nebraska; 10a. (Washington's choice acquired in S Tony Peters trade, returned to Washington for Redskins' 8th-round choice in 1982); 10b. (New England's choice, acquired for DE Ernie Price, traded to Washington along with choice 10a for Washington's 8th-round choice in 1982); 10c. Prater, Dean (DT) Oklahoma State; 11. Friday, Larry (S) Mississippi State; 12. McGill, Kevin (T) Oregon.

1982

1. Banks, Chip (LB) USC; 2. Baldwin, Keith (DE) Texas A&M; 3. (Browns' choice traded to Buffalo with Browns' 2nd choice in 1981 for G Joe DeLamielleure); 4. Walker, Dwight (RB/WR) Nicholls State (La.); 5. Baab, Mike (C/G) Texas; 6a. (Browns' choice traded to Dallas for LB Bruce Hutter); 6b. Whittlel, Mike (WR) Texas A&M (choice acquired from Denver for LB Robert L. Jackson); 7. (Browns' choice traded to Buffalo for RB Terry Miller); 8a. Kafentzis, Mark (S) Hawaii; 8b. Heflin, Van (TE) Vanderbilt (choice acquired from Oakland for DE Lyle Alzado); 8c. Jackson, Bill (S) North Carolina (choice acquired from Washington for 10th choice in 1981); 9. Baker, Milton (TE) West Texas State; 10. Floyd, Ricky (RB) Southern Mississippi; 11. Michuta, Steve (QB) Grand Valley (Mich.); 12. Nicolas, Scott (LB) Miami.

1983

1. (Browns' choice traded to Buffalo along with Browns' 3rd choice in 1984 and 5th choice in 1985 for (LB) Tom Cousineau); 2. Brown, Ron (WR) Arizona State; 3. Camp, Reggie (DE) California; 4. (Browns' choice traded to San Diego for LB Don Goode); 5. Contz, Bill (T) Penn State; 6a. Stracka, Tim (TE) Wisconsin (choice acquired from Chicago for C Gerry Sullivan); 6b. Puzzuoli, Dave (NT) Pittsburgh; 7a. Belk, Rocky (WR) Miami (choice acquired from Chicago for LB Bruce Hutter); 7b. (Browns' choice traded to Philadelphia for DE Thomas Brown); 8. McClearn, Mike (G/T) Temple; 9. (Browns' choice traded to San Francisco for K Matt Bahr); 10. Hopkins, Thomas (T) Alabama A&M; 11a. Green, Boyce (RB) Carson-Newman; 11b. McAdoo, Howard (LB) Michigan State (choice acquired from L.A. Raiders for Greg Pruitt); 12. Farren, Paul (C/T) Boston University.

1984

1. Rogers, Don (S) UCLA; 2a. Rockins, Chris (S) Oklahoma State (choice acquired from L.A. Rams for negotiating rights to WR Ron Brown); 2b. Davis, Bruce (WR) Baylor; 3. (Browns' choice traded to Buffalo along with Browns' 1st choice in 1983 and 5th choice in 1985 for LB Tom Cousineau); 4a. Bolden, Rickey (TE) Southern Methodist (choice acquired from Denver for WR Dave Logan); 4b. Brennan, Brian (WR) Boston College; 5. Piepkorn, Dave (T) North Dakota State; 6. Nugent, Terry (QB) Colorado State; 7. Dumont, Jim (LB) Rutgers; 8. (Browns' choice traded to N.Y. Jets for WR Bobby Jones); 9a. Jones, Don (WR) Texas A&M (choice acquired from Philadelphia for LB Bill Cowher); 9b. (Browns' choice traded to Chicago along with Browns' 10th, 11th and 12th round choices in 1984 for Bears' three picks in June, 1984 supplemental draft of players under contract to another league); 10a. (Browns' choice traded to Chicago, see 9b); 10b. Byner, Earnest (RB) East Carolina (choice acquired from L.A. Raiders for G-T Henry Sheppard); 11. (Browns' choice traded to Chicago, see 9b); 12. (Browns' choice traded to Chicago, see 9b).

1984 Supplemental Draft

1a. Mack, Kevin (RB) Clemson (choice acquired from Chicago for Browns' 9th, 10th, 11th and 12th round choices in 1984 NFL Draft); 1b. Johnson, Mike (LB) Virginia Tech; 2a. McNeil, Gerald (WR) Baylor (Choice acquired from Chicago, see 1a); 2b. Robison, Tommy (T) Texas A&M; 3a. West, Doug (LB) UCLA (choice acquired from Chicago, see 1a); 3b. Bond, John (QB) Mississippi State.

1985

1. (Browns' choice traded to Buffalo along with 1st choice in 1986, 3rd in 1985 and a 6th in 1986 for Buffalo's first pick in 1985 supplemental draft); 2. Allen, Greg (RB) Florida State; 3. (Browns' choice traded to Buffalo, see 1); 4. (Browns' choice traded to Miami for WR Duriel Harris); 5. (Browns' choice traded to Buffalo along with Browns' 1st in 1983 and 3rd in 1984 for LB Tom Cousineau); 6. Krewerowicz, Mark (G) Ohio State; 7. Langhorne, Reggie (WR) Elizabeth City; 8. Banks, Fred (WR) Liberty Baptist; 9. (Browns' choice traded to Philadelphia for DE Carl Hairston); 10. Williams, Larry (G) Notre Dame; 11. Tucker, Travis (TE) S. Connecticut State; 12. Swanson, Shane (WR) Nebraska.

1985 Supplemental Draft

1. Kosar, Bernie (QB) Miami (choice acquired from Buffalo for 1st in 1985 and 1986, 3rd in 1985 and 6th in 1986).

1986

1. (Browns' choice traded to Buffalo along with 1st choice in 1985 3rd in 1985 and a 6th in '86 for Buffalo's first pick in 1985 supplemental draft); 2. Slaughter, Webster (WR) San Diego State; 3. (Browns' choice traded to Detroit for QB Gary Danielson); 4. (Browns' choice traded to L.A. Rams for WR Terry Greer); 5. Miller, Nick (LB) Arkansas; 6. (Browns' choice traded to Buffalo, see 1); 7a. Meyer, Jim (T) Illinois State; 7b. Norseth, Mike (QB) Kansas (choice acquired from Kansas City for RB Boyce Green); 8. (Browns' choice traded to Philadelphia for LB Anthony Griggs); 9. Taylor, Danny (DB) Texas (El Paso); 10. Smith, Willie (TE) Miami; 11. Dausin, Randy (G) Texas A&M; 12. Simmons, King (CB) Texas Tech.

1987

1. Junkin, Mike (LB) Duke (choice acquired from San Diego, along with San Diego's second 1987 choice in exchange for Browns' 1987 first and second round choices and LB-Chip Banks); 2. Rakoczy, Gregg (OT/C), Miami (choice acquired from San Diego, see round 1); 3a. Manoa, Tim (FB) Penn State; 3b. Jaeger, Jeff (K) Washington (choice acquired from L.A. Rams in exchange for Browns' 1987 4th, 5th and 12th round picks); 4. (Browns' choice to L.A. Rams, see 3b); 5. (Browns' choice to L.A. Rams, see 3b); 6. Braggs, Stephen (DB) Texas; 7. (Browns' choice to Green Bay for WR John Jefferson); 8. Bullitt, Steve (LB) Texas A&M; 9. (Browns' choice to Indianapolis for QB-Mike Pregel); 10. Winters, Frank (C) Western Illinois; 11. Brewton, Larry (DB) Temple; 12. (Browns' choice to L.A. Rams, see 3b).

1988

1. Charlton, Clifford (LB) Florida [21st overall]; 2. Perry, Michael Dean (DL) Clemson [50th]; 3. Waiters, Van (LB) Indiana [77th]; 4. Blaylock, Anthony (CB) Winston-Salem [103rd]; 5. (Browns' choice traded to Phoenix for DE Al Baker); 6. (Browns' choice traded to Philadelphia along with CB D.D. Hoggard for DL Chris Pike); 7. Gash, Thane (S) East Tennessee State [188th]; 8. Birden, J.J. (WR) Oregon [216th]; 9. Copeland, Danny (S) Eastern Kentucky [244th]; 10. Washington, Brian (S) Nebraska [272nd]; 11. Hawkins, Hendley (WR) Nebraska [300th]; 12. Slayden, Steve (QB) Duke [328th].

1989

1. Metcalf, Eric (RB) Texas (choice acquired from Denver for Browns' 1989 1st, 2nd, 5th and 9th [13th overall]); 2. Tillman, Lawyer (WR) Auburn (choice acquired from Green Bay along with Green Bay's 1989 5th for Browns' 1989 3rd, 1989 5th, 1990 1st and RB Herman Fontenot) [31st]; 3. (Browns' choice to Green Bay - see round 2); 4. Stewart, Andrew (DE) Cincinnati [107th]; 5a. Kramer, Kyle (S) Bowling Green (choice acquired from Green Bay - see round two) [114th]; 5b. Joines, Vernon (WR) Maryland (choice acquired from Kansas City for LB Mike Junkin) [116th]; 6. Wilkerson, Gary (CB) Penn State [160th]; 7. Graybill, Mike (OT) Boston University [187th]; 8. Aelits, Rick (TE) S.E. Missouri State [215th]; 9. (Browns' selection traded to Denver - see round 1); 10. Buddenberg, John (OT) Akron [274th]; 11. Plocki, Dan (K) Maryland [301st]; 12. Brown, Marlon (LB) Memphis State [328th].

1990

1. (Browns' choice traded to Green Bay, see 1989); 2. Hoard, Leroy (RB) Michigan [45th overall]; 3. Pleasant, Anthony (DE) Tennessee State [73rd]; 4. Barnett, Harlon (S) Michigan St. [101st]; 5. Burnett, Rob (DE) Syracuse [129th]; 6. Hilliard, Randy (CB) Northwestern State [157th]; 7a. Galbraith, Scott (TE) USC [178th]; 7b. (Browns' choice traded to San Diego for RB-Barry Redden); 8. Jones, Jack (LB) Virginia Tech [212th]; 9. Rowell, Eugene (WR) Southern Mississippi [240th]; 10. Wallace, Mike (CB) Jackson State [268th]; 11. Gordon, Clemente (QB) Grambling [296th]; 12. Simien, Kerry (WR) Texas A&M [323rd].

1991

1. Turner, Eric (S) UCLA [2nd overall]; 2. King, Ed (G) Auburn [29th]; 3. Jones, James (DL) Northern Iowa [57th]; 4. Sagapolutele, Pio (DL) San Diego State [85th]; 5. (Choice traded to Miami for 1990 7th round pick); 6. Jackson, Michael (WR) Southern Mississippi [141st]; 7. (choice traded to Green Bay for RB Brent Fullwood); 8. Conover, Frank (DL) Syracuse [197th]; 9a. Irvin, Ray (CB) Central Florida [225th]; 9b. (choice acquired from Seattle for DL Bob Buczkowski) Wiggins, Shawn (WR) Wyoming [239th]; 10. Greenfield, Brian (P) Pittsburgh [252nd]; 11. Jones, Todd (OL) Henderson State [280th]; 12. Austin, Elijah (DL) North Carolina State [308th].

1992

1. Vardell, Tommy (RB) Stanford [9th overall]; 2a. (Browns' choice [36th overall] traded to Dallas, along with Browns' 5th [121st overall] round choice, for Cowboys' 2nd [52nd], third [78th], 6th [163rd], 8th [222nd] and 12th [329th] round choices); 2b. Rowe, Patrick (WR) San Diego State [52nd] (choice from Dallas, see 2a. above); 3a. Johnson, Bill (DL) Michigan State [65th]; 3b. Dixon, Gerald (LB) South Carolina [78th] (choice from Dallas, see 2a. above); 4. (Choice traded to Philadelphia for OL Ken Reeves); 5. (Choice to Dallas, see 2a. above); 6a. Smith, Rico (WR) Colorado [143rd] (choice from Tampa Bay for Browns' 6th and Dallas' 8th round choice, see 2a. above); 6b. (Choice to Tampa Bay, see 6a. above); 7. Jones, Selwyn (DB) Colorado State [177th]; 8a. Choice from Dallas to Tampa Bay, see 6a. and 2a. above); 8b. (Choice to New England for OL Freddie Childress); 9. Hill, Tim (DB) Kansas [233rd]; 10. Lowe, Marcus (DT) Baylor [260th]; 11. Olobia, Augustin (WR) Washington State [289th]; 12a. McCant, Keithen (QB) Nebraska [316th]; 12b. Simpson, Tim (OL) Illinois [339th] (choice from Dallas, see 2a. above).

1993

1a. (Browns' choice [11th overall] traded for Denver's 1st round pick [14th overall] and 3rd round pick [83rd overall]); 1b. Everitt, Steve (C/G) Michigan [14th overall] (choice from Denver); 2. Footman, Dan (DE) Florida State [42nd]; 3a. Traded to Detroit for DT Jerry Ball; 3b. Caldwell, Mike (LB) Middle Tennessee State [83rd] (choice from Denver); 4. Traded to Chicago for C Jay Hilgenberg; 5. Arvie, Herman (OT) Grambling [124th]; 6. McKenzie, Rich (LB) Penn State [153rd]; 7. Hill, Travis (LB) Nebraska [180th]; 8. Traded to the L.A. Rams for LB Frank Stams.

1994

1a. Langham, Antonio (CB) Alabama [9th overall]; 1b. Alexander, Derrick (WR) Michigan [29th] (choice acquired from Philadelphia in exchange for the Browns' 2nd round choice [40th overall] in the 1994 draft and a 2nd round choice in the 1995 draft); 2. (choice to Philadelphia, see 1b); 3. Bandison, Romeo (DT) Oregon [75th]; 4. (choice [112th overall] to Miami for OL Gene Williams in a 1993 trade); 5. Booth, Issac (DB) California [142nd]; 6. Strait, Robert (FB) Baylor [171st]; 7. Hewitt, Hamza (OT) Clemson [203rd].

1995

1a. (Choice to San Francisco for 49ers' 1995 1st [30th overall], 3rd [94th overall], 4th [119th overall] and 1996 1st round pick); 1b. Powell, Craig (LB) Ohio State [30th overall] (choice from San Francisco, see 1a.); 2. Choice to Philadelphia (see 1994 round 2); 3a. Zeier, Eric (DB) Georgia [84th]; 3b. Frederick, Mike (DE) Virginia [94th] (choice from SF, see 1a. above); 4a. Choice to Jacksonville for 1995 5th and 1996 6th; 4b. Choice from San Francisco traded to Philadelphia for 1995 5th; 1996 5th; 5a. Pupua, Tau (DT) Weber State [136th] (choice from Jacksonville, see 4a); 5b. Miller, Mike (WR) Notre Dame [147th] (choice from Philadelphia, see 4b); 6. Choice to San Diego in 1994 for CB Donald Frank; 7. Telson, A.C. (WR) Miami [231st] (choice from NE for the Browns' 1995 7th round selection).

1999

1. Couch, Tim (QB) Kentucky [1st overall]; 2a. Johnson, Kevin (WR) Syracuse [32nd]; 2b. Abdullah, Rahim (LB) Clemson [45th]; 3a. McCutcheon, Daylon (DB) Southern California [62nd]; 3b. Smith, Marquis (DB) California [78th]; 4a. (Choice traded to San Francisco along with the Browns' first pick in the 5th round for QB Ty Detmer and the 49ers' 4th round pick); 4b. Choice traded to San Francisco for FB Marc Edwards; 4c. Rainer, Wali (LB) Virginia [124th] (choice from San Francisco, see 4a); 5a. (Choice traded to San Francisco, see 4a); 5b. Chavierini, Darrin (WR) Colorado [148th]; 6a. Choice traded to Seattle for the Seahawks' 6th round pick and the Patriots' 6th round pick through Seattle; 6b. Spriggs, Marcus (DT) Troy State [174th] (choice acquired from Chicago for the Browns' 2nd selection in the 6th round and the Browns' 2nd and 3rd selections in the 7th round); 6c. Ogle, Kendall (LB) Maryland [187th] (choice from Seattle, see 6a); 6d. Dearth, James (TE) Tarleton State [191st] (choice from Seattle, see 6a); 7a. Hill, Madre (RB) Arkansas [207th];

7b. (Choice traded to Chicago, see 6b); 7c. (Choice traded to Chicago, see 6b).

2000

1. Brown, Courtney (DE) Penn State [1st overall]; 2. Northcutt, Dennis (WR) Arizona [32nd]; 3a. Prentice, Travis (RB) Miami (Ohio) [63rd]; 3b. Dawson, Jajuan (WR) Tulane [79th]; 4a. Sanders, Lewis (CB) Maryland [95th]; 4b. Shea, Aaron (TE) Michigan [110th]; 5a. Malbrough, Anthony (DB) Texas Tech [130th]; 5b. Chapman, Lamar (DB) Kansas State [146th]; 6a. Wynn, Spergon (QB) Southwest Texas State [183rd]; 6b. Bedell, Brad (OL) Colorado [206th]; 7a. Savea, Manuia (OL) Arizona [207th]; 7b. Chandler, Eric (DL) Jackson State [209th] (choice acquired from Chicago for the Browns' 2nd and 3rd selections in the 7th round); 7c. Barnes, Rashidi (S) Colorado [225th] (choice from Chicago, see 7b).

2001

1. Warren, Gerard (DT) Florida [3rd]; 2. Morgan, Quincy (WR) Kansas State [33rd]; 3. Jackson, James (RB) Miami (Fla.) [65th]; 4. Henry, Anthony (DB) South Florida [97th]; 5. Pharms, Jeremiah (LB) Washington [134th]; 6. Jameson, Michael (DB) Texas A&M [165th]; 7a. Zukauskas, Paul (OL) Boston College [203rd]; 7b. King, Andre (WR) Miami (Fla.) [245th] (compensatory selection).

2002

1. Green, William (RB) Boston College [16th overall]; 2. Davis, Andre' (WR) Virginia Tech [47th]; 3. Fowler, Melvin (OL) Maryland [76th]; 4a. Bentley, Kevin (LB) Northwestern [101st]; 4b. Taylor, Ben (LB) Virginia Tech [111th]; 4c. Sanders, Darnell (TE) Ohio State [122nd]; 5. Davis, Andra (LB) Florida [141st]; 7. Gonzalez, Joaquin (OL) Miami (Fla.) [227th].

2003

1. Faine, Jeff (C) Notre Dame [21st overall]; 2. Thompson, Chaun (LB) West Texas A&M [52nd]; 3. Crocker, Chris (DB) Marshall [84th]; 4. Suggs, Lee, Jr. (RB) Virginia Tech [115th]; 5a. Pontbriand, Ryan (LS) Rice [142nd] (choice acquired from Minnesota); 5b. Lehan, Michael (DB) Minnesota [152nd]; 6. Garay, Antonio (DE) Boston College [195th].

2004

1. Choice traded to Detroit along with Browns 2nd round choice for the Lions first-round choice [6th overall] Winslow, Kellen (TE) Miami (Fla.); 2. Browns choice traded to Detroit (see above), choice acquired from Indianapolis, Jones, Sean (S) Georgia [59th], and the Colts fifth round choice for the Browns 2004 third round, fifth-round and sixth round choices; 3. Browns choice traded to Indianapolis (see above); 4. McCown, Luke (QB) Louisiana Tech [106th]; 5. Browns choice traded to Indianapolis (see above), choice acquired from Indianapolis, Gordon, Amon (DL) Stanford [161st]; 6. Browns choice traded to Indianapolis (see above), choice acquired from Buffalo in 2003 trade for TE Mark Campbell, Chambers, Kirk (OL) Stanford [176th]; 7. Echemandu, Adimchinobe (RB) California [208th].

2005

1. Edwards, Braylon (WR) Michigan [3rd overall]; 2. Pool, Brodney (DB) Oklahoma [34th]; 3. Frye, Charlie (QB) Akron [67th]; 4. Perkins, Antonio (DB) Oklahoma [103rd]; 5. McMillan, David (DE/LB) Kansas [139th]; 6a. Speegle, Nick (LB) New Mexico [176th]; 6b. Traded QB Luke McCown to Tampa Bay for the Buccaneers' sixth-round choice [203rd], Hoffman, Andrew (DL) Virginia; 7. Dunn, Jonathan (OL) Virginia Tech [217th].

2006

1. Wimbley, Kamerion (LB) Florida State [13th overall]; 2. Jackson, D'Owell (LB) Maryland [34th overall]; 3. Wilson, Travis (WR) Oklahoma [78th]; 4a. Williams, Leon (LB) Miami (Fla.) [110th]; 4b. Sowell, Isaac (OL) Indiana [112th]; 5a. Harrison, Jerome (RB) Washington State [145th]; 5b. Minter, Demario (DB) Georgia [152nd]; 6a. Vickers, Lawrence (FB) Colorado [180th]; 6b. Oshinowo, Babatunde (DT) Stanford [181st]; 7. Hamilton, Justin (S) Virginia Tech [222nd].

2007

1a. Thomas, Joe (OT) Wisconsin [3rd overall]; 1b. Quinn, Brady (QB) Notre Dame [22nd] (choice from Dallas for Browns second-round pick and 2008 first-round choice); 2. Choice traded to Dallas [36th] (see above), choice acquired from Dallas, Wright, Eric (DB) UNLV [53rd], and the Cowboys sixth-round pick [195th] for the Browns third-round pick [67th], fourth-round pick [103rd] and sixth-round pick [178th]; 3. Choice traded to Dallas (see above); 4. Choice traded to Dallas (see above); 5. McDonald, Brandon (DB) Memphis [140th]; 6. Choice traded to Dallas (see above), choice acquired from Dallas [195th] traded to Dallas for a sixth-round choice, Purcell, Melia (DL) Hawaii [200th] and the Cowboys seventh-round choice [234th]; 7a. Pittman, Chase (DL) LSU [213th]; 7b. Choice acquired from Dallas (see above), Steptoe, Syndric (WR) Arizona [234th].

2008

1. (choice traded to Dallas for QB Brady Quinn); 2. (choice traded to Green Bay for DE Corey Williams); 3. (choice traded to Detroit for DL Shaun Rogers); 4a. Bell, Beau (LB) UNLV [104th]; 4b. Rucker, Martin (TE) Missouri [111th] (Browns trade their 2009 third round choice to Dallas for this selection); 5. (choice traded to Dallas along with 2008 fourth round pick to move up in the fourth round to select LB Beau Bell); 6a. Rubin, Ahtyba (DT) Iowa State [190th]; 6b. Hubbard, Paul (WR) Wisconsin [191st] (Browns trade their 2009 fifth-round selection to Philadelphia for this selection); 7. Hall, Alex (LB) St. Augustine's [231st].

2009

1a. (Choice [5th overall] to N.Y. for Jets' 2009 1st [17th overall], 2nd [52nd overall], and players DE Kenyon Coleman, DB Abram Elam and QB Brett Ratliff; 1b. Choice [17th overall] to Tampa Bay for Buccaneers' 2009 1st [19th overall] and 6th [191st overall]; 1c. Choice [19th overall] to Philadelphia for Eagles' 2009 1st [21st overall] and 6th [195th overall]; 1d. Mack, Alex (C) California [21st] (choice from Philadelphia, see 1c.); 2a. Robiskie, Brian (WR) Ohio State [36th]; 2b. Massaquoi, Mohamed (WR) Georgia [50th] (choice acquired from Tampa Bay along with 2010 fifth round selection for TE Kellen Winslow); 2c. Veikune, David (DE) Hawaii [52nd] (choice from New York Jets, see above 1a.); 4a. Maiva, Kaluka (LB) USC [104th]; 5. (choice traded to Philadelphia for 2008 sixth round selection) 6a. Carey, Don (DB) Norfolk State [177th]; 6b. Francies, Coye (DB) San Jose State [191st] (choice from Tampa Bay, see above 1b.); 6c. Davis, James (RB) Clemson [195th] (choice from Philadelphia, see above 1c.); 7. (choice traded to Miami for DB Travis Daniels).

2010

1. Haden, Joe (DB) Florida [7th overall]; 2a. Ward, T.J. (DB) Oregon [38th]; 2b. Hardesty, Montario (RB) Tennessee [59th] (choice from Philadelphia for Browns 2010 third round [92nd], fifth round [134th] and fifth round [146th] picks); 3a. McCoy, Colt (QB) Texas [85th]; 3b. Lauvao, Shawn (OL) Arizona State [92nd] (choice from N.Y. Jets along with 2010 fifth round selection, WR Chansi Stuckey and LB Jason Trusnik for WR Brayton Edwards); 4. (choice traded to Philadelphia along with LB Alex Hall and 2010 fifth round selection for LB Chris Gocong and DB Sheldon Brown); 5a. (choice traded to Philadelphia see above 4.); 5b. Asante, Larry (DB) Nebraska [160th] (choice from N.Y. Jets see above 3b.); 6a. Mitchell, Carlton (WR) South Florida [177th]; 6b. Geathers, Cliff (DL) South Carolina [186th] (choice from Carolina for DL Louis Leonard); 7. (choice traded to Detroit along with DL Corey Williams for 2010 fifth round selection see above 2b.).

2011

1a. (Choice [6th overall] to Atlanta for Falcons' 2011 1st [27th overall], 2nd [59th overall] and 4th [124th overall] along with 2012 1st and 4th; 1b. Taylor, Phil (DL) Baylor [21st overall] (Browns trade their 2011 first (see above 1a) and third round choices to Kansas City for this selection); 2a. Sheard, Jabaal (DL) Pittsburgh [37th overall]; 2b. Little, Greg (WR) North Carolina [59th overall] (choice from Atlanta see above 1a.); 3. (choice traded to Kansas City see above 1b.); 4a. Cameron, Jordan (TE) Southern California [102nd overall]; 4b. Marecic, Owen (FB) Stanford [124th overall] (choice from Atlanta see above 1a.); 5a. Skrine, Buster (DB) Chattanooga [137th overall]; 5b. Pinkston, Jason (OL) Pittsburgh [150th overall] (Browns trade their sixth round choice and a sixth round pick acquired from Denver as part of the Brady Quinn-Peyton Hillis trade for this selection); 7a. (choice traded to Seattle for QB Seneca Wallace); 7b. Hagg, Eric (DB) Nebraska [248th overall] (compensatory choice).

DRAFT CHOICES BY COLLEGE (UPDATED THROUGH 2011 DRAFT)

Abilene Christian.....2	Elizabeth City State.....2	Marshall.....3	Oregon State.....3	Texas A&M.....11
Adams State.....1	Evansville.....1	Maryland.....15	Pacific.....7	Texas Christian.....5
Akron.....3	Florida.....10	Maryland State.....2	Pennsylvania.....2	Texas-El Paso.....2
Alabama.....8	Florida A&M.....1	Massachusetts.....2	Penn State.....8	Texas Tech.....5
Alabama A&M.....1	Florida State.....12	McMurray State.....1	Pittsburgh.....14	Texas Western.....1
Arizona.....13	Fresno State.....2	Memphis.....6	Princeton.....1	Toledo.....8
Arizona State.....6	Georgetown College (Ky)1	Miami (Fla.).....10	Purdue.....22	Trinity.....1
Arkansas.....8	Georgia.....11	Miami (Ohio).....9	Rice.....8	Troy State.....1
Army.....1	Georgia Tech.....5	Michigan.....15	River Falls (Wis.).....1	Tufts.....1
Auburn.....6	Grambling.....8	Michigan State.....20	Rutgers.....1	Tulane.....8
Austin.....1	Grand Valley.....1	Middle Tennessee State.1	St. Augustine's.....1	Tulsa.....4
Baldwin-Wallace.....1	Hampden-Sydney.....1	Minnesota.....7	St. Mary's.....1	Tuskegee.....1
Ball State.....1	Harding.....1	Mississippi.....12	Sam Houston State.....1	UCLA.....5
Baylor.....15	Hardin-Simmons.....2	Mississippi Southern.....1	San Diego State.....7	Utah.....2
Bemidji State.....1	Hawaii.....3	Mississippi State.....6	San Francisco.....1	Utah State.....1
Bluffton.....1	Heidelberg.....1	Missouri.....6	San Jose State.....3	Vanderbilt.....4
Boston College.....9	Henderson (Ark.).....1	Missouri Valley.....1	Santa Barbara State.....1	Villanova.....4
Boston University.....5	Houston.....6	Morehead State.....1	Santa Clara.....3	Virginia.....9
Bowling Green.....9	Idaho.....2	Morgan State.....3	Shaw.....2	Virginia Military.....2
Brown.....1	Illinois.....14	Muhlenberg.....1	South Carolina.....6	VPI.....1
California.....7	Illinois State.....2	Murray State.....2	South Carolina State.....1	Virginia Tech.....6
California State (Pa.).....1	Indiana.....7	Nebraska.....15	South Florida.....2	Wake Forest.....6
Capital.....1	Iowa.....8	Nevada-Las Vegas.....3	Southeast Louisiana.....2	Washington.....5
Carson-Newman.....1	Iowa State.....5	New Mexico.....2	Southeast Missouri St.....1	Washington State.....5
Central Florida.....1	Iowa State Teachers.....1	New Mexico State.....2	Southern California.....17	Washington University...1
Central Michigan.....1	Jackson State.....3	Nicholls State.....1	Southern Con. State.....1	Washington & Lee.....1
Central Missouri.....1	John Carroll.....4	Norfolk State.....1	SMU.....10	Wayne (Neb.).....1
Chattanooga.....3	Johnson C. Smith.....2	North Carolina.....9	Southern Mississippi.....6	Waynesburg.....1
Chico State.....1	Kansas.....10	North Carolina Central...3	Southern University.....3	Weber State.....1
Cincinnati.....1	Kansas State.....5	North Carolina State.....4	SW Oklahoma State.....1	West Texas A&M.....1
Clarion State.....1	Kent State.....5	North Colorado.....1	Southwest Texas State...3	West Texas State.....2
Clemson.....7	Kentucky.....7	North Dakota State.....1	Stanford.....10	West Virginia.....5
Colorado.....13	LaCrosse State.....2	North Texas State.....4	Stephen F. Austin.....1	Western Kentucky.....2
Colorado State.....2	Langston.....1	Northern Iowa.....1	Sterling.....1	Western Illinois.....2
Dartmouth.....1	Lehigh.....2	Northern Michigan.....1	Superior State.....1	Western Michigan.....2
Dayton.....3	Lenoir-Rhyne.....1	Northwest Louisiana.....3	Syracuse.....14	Western Reserve.....1
Defiance.....1	Lewis & Clark.....1	Northwest Oklahoma.....1	Tampa.....4	Whitewater State.....1
Denver.....1	Liberty.....1	Northwestern.....6	Tarleton State.....1	Wichita.....1
Detroit.....2	Lincoln (Mo.).....1	Northwestern State.....1	Temple.....5	William & Mary.....2
Duke.....11	Livingston State.....1	Notre Dame.....13	Tennessee.....12	Winston-Salem.....1
East Carolina.....2	Los Angeles State.....1	Ohio State.....33	Tennessee-Martin.....1	Wisconsin.....8
East Central Oklahoma.1	Louisiana State.....8	Ohio.....2	Tennessee State.....5	Wittenberg.....1
East Tennessee State...1	Louisiana Tech.....2	Oklahoma.....14	Tennessee Tech.....1	Wyoming.....3
East Texas State.....1	Louisville.....2	Oklahoma A&M.....1	Texas.....11	Xavier.....6
Eastern Kentucky.....2	Loyola (Calif.).....2	Oklahoma State.....4	Texas A&I.....2	Youngstown.....1
Edinboro State.....1	Maine.....2	Oregon.....4	Texas-Arlington.....2	

BROWNS TOP CHOICE BY SCHOOL

The Ohio State University leads all schools with 33 players selected by the Browns in the NFL Draft. The Big Ten Conference represents the top three schools with the most players chosen by the Browns.

SCHOOL	DRAFTTEES
1. Ohio State.....	33
2. Purdue.....	22
3. Michigan State.....	20
4. Southern California.....	17
5t. Baylor, Michigan, Maryland and Nebraska.....	15

1999 EXPANSION DRAFT

1. OL Jim Pyne (Detroit); 2. DE Hurvin McCormack (Dallas); 3. OL Scott Rehberg (New England); 4. WR Damon Gibson (Cincinnati); 5. C Steve Gordon (San Francisco); 6. LB/FB Tarek Saleh (Carolina); 7. OL Jeff Buckley (Miami); 8. LB Jason Kyle (Seattle); 9. DE Rod Manuel (Pittsburgh); 10. LB Lenoy Jones (Tennessee); 11. DB Tim McTyer (Philadelphia); 12. LB Elijah Alexander (Indianapolis); 13. OT Pete Swanson (Kansas City); 14. DB Gerome Williams (San Diego); 15. DB Marlon Forbes (Chicago); 16. WR Justin Armour (Denver); 17. OL Paul Wiggins (Washington); 18. DB Duane Butler (Minnesota); 19. WR Fred Brock (Arizona); 20. DB Kory Blackwell (New York Giants); 21. DB Kevin Devine (Jacksonville); 22. DB Ray Jackson (Buffalo); 23. OL Jim Bundren (New York Jets); 24. OL Ben Cavil (Baltimore); 25. RB Michael Blair (Green Bay); 26. DL Antonio Anderson (Dallas); 27. OL Orlando Bobo (Minnesota); 28. LB James Williams (San Francisco); 29. QB Scott Milanovich (Tampa Bay); 30. DB Eric Stokes (Seattle); 31. RB Ronald Moore (Arizona); 32. FB Clarence Williams (Buffalo); 33. WR Freddie Solomon (Philadelphia); 34. DB Brandon Sanders (New York Giants); 35. DL Mike Thompson (Cincinnati); 36. RB Jerris McPhail (Detroit); 37. CB Antonio Langham (San Francisco).

FREE AGENCY

2011

Players Signed by Browns: RB Brandon Jackson (G.B.); DB Dimitri Patterson (Phi.); DB Usama Young (N.O.).

Former Browns Players Signed by Other Clubs: DB Abram Elam (Dallas); DB Sabby Piscitelli (Kansas City); WR Chansi Stuckey (Arizona); LB Jason Trusnik (Miami); FB Lawrence Vickers (Houston); OL Floyd Womack (Arizona); DB Eric Wright (Detroit).

2010

Players Signed by Browns: LB Scott Fujita (New Orleans); OL Tony Pashos (San Francisco); TE Benjamin Watson (New England).

Former Browns Players Signed by Other Clubs: TE Michael Gaines (Houston); OL Rex Hadnot (Arizona).

2009

Players Signed by Browns: LB Eric Barton (N.Y. Jets); LB David Bowens (N.Y. Jets); DB Corey Ivy (Baltimore); DL C. J. Mosley (N.Y. Jets); DB Hank Poteat (N.Y. Jets); OL John St. Clair (Chicago); OL Floyd Womack (Seattle).

Former Browns Players Signed by Other Clubs: LB Andra Davis (Denver); DB Travis Daniels (Kansas City); TE Darnell Dinkins (New Orleans); DB Sean Jones (Philadelphia); OL Seth McKinney (Buffalo); RB Jason Wright (Arizona); OL Scott Young (Denver).

2008

Players Signed by Browns: OL Rex Hadnot (Miami); LB Shantee Orr (Jacksonville); WR Donté Stallworth (New England).

Former Browns Players Signed by Other Clubs: DB Ricardo Colclough (Carolina); DL *Simon Fraser (Atlanta); LB Matt Stewart (Arizona); LB Chaun Thompson (Houston).

Note: *Restricted free agent

2007

Players Signed by Browns: RB Jamal Lewis (Baltimore); OL Seth McKinney (Miami); LB Antwan Peek (Houston); OL Eric Steinbach (Cincinnati); DL Robaire Smith (Tennessee); DT *Shaun Smith (Cincinnati); DB Kenny Wright (Washington).

Former Browns Players Signed by Other Clubs: DE Alvin McKinley (Denver); WR Dennis Northcutt (Jacksonville); S Brian Russell (Seattle); FB Terrelle Smith (Arizona).

Note: *Restricted free agent

2006

Players Signed by Browns: OL LeCharles Bentley (New Orleans); TE Darnell Dinkins (Baltimore); OL Bob Hallen (San Diego); WR Joe Jurevics (Seattle); LB Willie McGinest (New England); OL Kevin Shaffer (Atlanta); NT Ted Washington (Oakland); P Dave Zastudil (Baltimore).

Former Browns Players Signed by Other Clubs: WR Antonio Bryant (San Francisco); TE Keith Heinrich (Miami); LB Kenard Lang (Denver); DB Michael Lehan (Miami); OL Mike Pucillo (Washington); TE Aaron Shea (San Diego); OL L.J. Shelton (Miami); LB Ben Taylor (Green Bay).

2005

Players Signed by Browns: OL Joe Andruzzi (New England); DB Gary Baxter (Baltimore); OL Cosey Coleman (Tampa Bay); DL Jason Fisk (San Diego); P Kyle Richardson (Cincinnati); DB *Brian Russell (Minnesota); LB Matt Stewart (Atlanta).

Former Browns Players Signed by Other Clubs: LB *Kevin Bentley (Seattle); OL Damion Cook (Miami); LB Barry Gardner (N.Y. Jets); OL *Joaquin Gonzalez (Indianapolis); DB Anthony Henry (Dallas); QB Kelly Holcomb (Buffalo); LB Warrick Holdman (Washington); DB Lewis Sanders (Houston).

Note: *Restricted free agent

2004

Players Signed by Browns: DL Ebenezer Ekuban (Dallas); QB Jeff Garcia (San Francisco); OL Kelvin Garmon (San Diego); LB Warrick Holdman (Chicago); FB Terrelle Smith (New Orleans).

Former Browns Players Signed by Other Clubs: P Chris Gardocki (Pittsburgh); OL Shaun O'Hara (N.Y. Giants); DB Lewis Sanders (Jacksonville); OL Barry Stokes (N.Y. Giants).

2003

Players Signed by Browns: LB Barry Gardner (Philadelphia).

Former Browns Players Signed by Other Clubs: OL Dave Wohlabaugh (St. Louis); LB Earl Holmes (Detroit); DB Cory Fuller (Baltimore); LB Dwayne Rudd (Tampa Bay); DB Chris Akins (New England); LS Ryan Kuehl (New York Giants).

2002

Players Signed by Browns: S Robert Griffith (Minnesota); LB Earl Holmes (Pittsburgh); DL Kenard Lang (Washington); WR Chris Sanders (Tennessee); OL Barry Stokes (Green Bay); OL Ryan Tucker (St. Louis).

Former Browns Players Signed by Other Clubs: DE Keith McKenzie (Chicago); OL Roman Oben (Tampa Bay); O.J. Santiago (Minnesota); DL Greg Spiers (Tampa Bay).

2001

Players Signed by Browns: LB Brant Boyer (Jacksonville); TE Ricky Dudley (Oakland); RB Curtis Enis (Chicago); QB Kelly Holcomb (Indianapolis); LB Dwayne Rudd (Minnesota); FB Mike Sellers (Washington); DT Mark Smith (Arizona); OL Ross Verba (Green Bay).

Former Browns Players Signed by Other Clubs: FB Marc Edwards (New England); WR David Patten (New England).

2000

Players Signed by Browns: DB Percy Ellsworth (N.Y. Giants); OL Everett Lindsay (Baltimore); DE Keith McKenzie (Green Bay); LB Marty Moore (New England); OT Roman Oben (N.Y. Giants); WR David Patten (N.Y. Giants); RB Errict Rhett (Baltimore); DL Orpheus Roye (Pittsburgh).

Former Browns Players Signed by Other Clubs: OL Orlando Bobo (Baltimore); T Lomas Brown (N.Y. Giants); CB Antonio Langham (New England); QB Jamie Martin (Jacksonville); CB Ryan McNeil (Dallas); DB Marquez Pope (Oakland); OL Scott Rehberg (Cincinnati); WR Leslie Shepherd (Miami); LB-DE John Thierry (Green Bay).

1999

Players Signed by Browns: DE Derrick Alexander (Minnesota); DT Jerry Ball (Minnesota); T Lomas Brown (Arizona); T Orlando Brown (Baltimore); CB Corey Fuller (Minnesota); P Chris Gardocki (Indianapolis); DT Darius Holland (Detroit); DT John Jurkovic (Jacksonville); RB Terry Kirby (San Francisco); CB Ryan McNeil (St. Louis); LB Jamir Miller (Arizona); DB Marquez Pope (San Francisco); WR Leslie Shepherd (Washington); LB John Thierry (Chicago); C Dave Wohlabaugh (New England).

1995

Players Signed by Browns: DT Tim Goad (New England); WR Andre Rison (Atlanta); CB Johnny Thomas (Washington); RB Lorenzo White (Houston).

Former Browns Players Signed by Other Clubs: RB Randy Baldwin (Carolina); DT James Jones (Denver); LB Frank Stams (Carolina).

Note: lost WR Mark Carrier to Carolina in expansion draft.

1994

Players Signed by Browns: LB Carl Banks (Washington); RB Earnest Byner (Washington); CB Don Griffin (San Francisco); TE Walter Reeves (Arizona); QB Mark Rypien (Washington); OL Mike Withycombe (San Diego).

Former Browns Players Signed by Other Clubs: P Brian Hansen (N.Y. Jets); CB Randy Hilliard (Denver); LB Mike Johnson (Detroit); LB Clay Matthews (Atlanta).

1993

Players Signed by Browns: WR Mark Carrier (Tampa Bay); OL Houston Hoover (Atlanta); WR Hassan Jones (Minnesota); CB Najee Mustafaa (Minnesota); QB Vinny Testaverde (Tampa Bay).

Former Browns Players Signed by Other Clubs: WR Webster Slaughter (Houston); TE Mark Bavaro (New England); QB Mike Tomczak (Pittsburgh).

PLAN "B" FREE AGENTS (1989-92)

1992

Players Signed by Browns During "Plan B" (11): RB James Brooks (Cincinnati); WR Jamie Holland (L.A. Raiders); CB Alonzo Hampton (Tampa); TE Pete Holohan (Kansas City); WR Keenan McCardell (Washington); S Stevon Moore (Miami); LB Anthony Moss (N.Y. Giants); RB Bruce Perkins (Indianapolis); CB Terry Taylor (Detroit); RB Ron Wolfley (Arizona); S Tony Zachary (New England).

Former Browns Players Signed by Other Clubs During "Plan B" (6): DT Frank Conover (Green Bay); S Thane Gash (San Francisco); CB Ray Irvin (Kansas City); CB Joe King (Tampa Bay); WR Reggie Langhorne (Indianapolis); WR Mike Oliphant (Seattle).

1991

Players Signed by Browns During "Plan B" (11): TE Charles Arbuckle (New Orleans); LB David Brandon (San Diego); LB Richard Brown (San Diego); P Brian Hansen (New England); K Mike Lansford (L.A. Rams—failed physical); S Vince Newsome (L.A. Rams); QB Todd Philcox (Cincinnati); G John Rienstra (Pittsburgh); RB Lee Rouson (N.Y. Giants); K Matt Stover (N.Y. Giants); T Rob Woods (Kansas City).

Former Browns Players Signed by Other Clubs During "Plan B" (6): DE Robert Banks (Houston); LB Marcus Colton (Seattle); DL Marlon Jones (Tampa Bay); FB Tim Manoa (New Orleans); DT Chris Pike (San Diego); S Felix Wright (Minnesota).

1990

Players Signed by Browns During "Plan B" (6): C Mike Baab (New England); CB Raymond Clayborn (New England); LB Lawrence McGrew (New England); LB Ken Rose (N.Y. Jets); G Ralph Tamm (Washington); DE Rhondy Weston (Tampa Bay).

Former Browns Players Signed by Other Clubs During "Plan B" (5): CB Hanford Dixon (San Francisco); RB Keith Jones (Dallas); S Robert Lyons (Minnesota); WR Gerald McNeil (Houston); TE Ron Middleton (Washington).

1989

Players Signed by Browns During "Plan B" (14): DE Al Baker (Minnesota); OG Ted Banker (N.Y. Jets); DE Robert Banks (Houston); C Tom Baugh (Kansas City); WR Ray Butler (Seattle); RB Patrick Collins (Green Bay); DL Tom Gibson (New England); CB Kerry Glenn (N.Y. Jets); RB Keith Jones (L.A. Rams); LB Barry Krauss (Indianapolis); QB Mike Norseth (Cincinnati); WR Darryl Usher (New England); P Bryan Wagner (Chicago); WR Chris Woods (L.A. Raiders).

Former Browns Players Signed by Other Clubs During "Plan B" (10): DE Sam Clancy (Indianapolis); S Danny Copeland (Kansas City); NT Bob Golic (L.A. Raiders); K Jeff Jaeger (L.A. Raiders); TE Jeff Modesitt (Atlanta); P Max Runager (Kansas City); QB Steve Slayden (Kansas City); WR Clarence Weathers (Indianapolis); G Larry Williams (San Diego); C Frank Winters (N.Y. Giants).

TEAM TRADE HISTORY

2/12/1999

Cleveland acquired defensive end Roy Barker and tight end Irv Smith from San Francisco for past considerations.

2/26/1999

Cleveland traded a fourth-round selection (110th overall) and a fifth-round selection (134th overall) in the 1999 NFL Draft to San Francisco for quarterback Ty Detmer and a fourth-round selection (124th overall) in 1999.

4/18/1999

Cleveland traded a fourth-round draft choice (96th overall) in 1999 to San Francisco for fullback Marc Edwards.

4/18/1999

Cleveland traded a sixth-round selection (170th overall) in the 1999 NFL Draft to Seattle for two sixth-round picks (187th overall and 191st overall).

4/18/1999

Cleveland traded two seventh-round picks (221st and 253rd overall) in the 1999 NFL Draft to Chicago for a sixth-round (174th overall) pick.

4/22/1999

Cleveland acquired running back Sedrick Shaw from New England for past considerations.

9/28/1999

Cleveland traded defensive tackle Jerry Ball to Minnesota for defensive end Stalin Colinet and a seventh-round draft choice.

10/19/1999

Cleveland traded a sixth-round (167th overall) selection in the 2000 NFL Draft to Miami for running back Karim Abdul-Jabbar.

4/16/2000

Cleveland traded two seventh-round (223rd and 254th overall) picks to Chicago for two seventh-round draft choices (209th and 225th overall).

***8/14/2001**

Cleveland traded offensive lineman Everett Lindsay to Minnesota for a conditional draft choice.

8/28/2001

Cleveland traded wide receiver Darrin Chiaverini to Dallas for a conditional draft choice, however, the conditions of the trade were not met and the Browns did not receive compensation.

9/2/2001

Cleveland traded quarterback Ty Detmer to Detroit for a fourth-round choice in the 2002 NFL Draft.

***9/2/2001**

Cleveland traded running back Travis Prentice and quarterback Spergon Wynn to Minnesota for conditional draft choices.

***10/16/2001**

Cleveland traded defensive end Stalin Colinet to Minnesota for a conditional draft choice.

3/8/2002

Cleveland traded a conditional seventh-round draft choice in 2004 to Miami for running back J.J. Johnson.

4/20/2002

Cleveland traded linebacker Wali Rainer and a third-round draft choice (79th overall) to Jacksonville for a third-round draft choice (76th overall).

4/21/2002

Cleveland traded a fifth-round draft choice (147th overall) and a sixth-round draft choice (189th overall) to Oakland for a fourth-round choice (122nd overall).

*Cleveland's trades with Minnesota involving Everett Lindsay, Travis Prentice, Spergon Wynn and Stalin Colinet ultimately resulted in the Browns receiving fifth round draft choices from Minnesota in the 2002 and 2003 NFL Draft.

8/31/2002

Cleveland traded a seventh-round draft choice in the 2003 draft to San Diego for tight end Steve Heiden (Chargers also had the option of switching sixth-round picks in 2003).

2/28/2003

Cleveland traded tight end Mark Campbell to Buffalo for an undisclosed 2004 draft choice.

4/24/2004

Cleveland traded a 2004 first-round and second-round choices to Detroit for the Lions 2004 first-round choice (sixth overall).

Cleveland traded a 2004 third-round, fifth-round and sixth-round choices to Indianapolis for a second and fifth-round choices.

3/2/2005

Cleveland traded defensive lineman Gerard Warren to Denver for a fourth round choice in the 2005 draft.

3/5/2005

Cleveland traded a 2005 fourth-round draft choice to Seattle for quarterback Trent Dillfer.

3/30/2005

Cleveland traded defensive ends Ebenezer Ekuban and Michael Myers to Denver for running back Reuben Droughns.

4/24/2005

Cleveland traded quarterback Luke McCown to Tampa Bay for a 2005 sixth-round draft choice (203rd overall).

8/22/2005

Cleveland traded wide receiver Andre Davis to New England for an undisclosed draft choice.

9/4/2005

Cleveland traded offensive lineman Melvin Fowler to Minnesota for offensive lineman Nat Dorsey.

3/20/2006

Cleveland traded safety Chris Crocker to Atlanta for a fourth-round choice in the 2006 NFL draft.

4/29/2006

Cleveland traded a 2006 first-round choice (12th overall) to Baltimore for a 2006 first-round choice (13th overall) and 2006 sixth-round choice (181st overall).

Cleveland traded center Jeff Faine and a 2006 second-round choice (43rd overall) to New Orleans for a 2006 second-round choice (34th overall).

5/4/2006

Cleveland traded quarterback Trent Dillfer to San Francisco for an undisclosed 2007 draft choice and quarterback Ken Dorsey.

8/8/2006

Cleveland traded an undisclosed draft pick to New England for offensive lineman Ross Tucker.

8/22/2006

Cleveland traded wide receiver Carlton Brewster to Green Bay for defensive back Therrian Fontenot.

8/24/2006

Cleveland traded a conditional draft choice to Chicago for offensive lineman Lennie Friedman.

9/2/2006

Cleveland traded an undisclosed 2008 draft choice to Philadelphia for offensive lineman Hank Fraley.

3/9/2007

Cleveland traded running back Reuben Droughns to N.Y. Giants for wide receiver Tim Carter.

4/28/2007

Cleveland traded a 2007 second-round choice (36th overall) and a 2008 first-round choice to Dallas for a 2007 first-round choice (22nd overall).

4/28/2007

Cleveland traded its 2007 third-round (67th overall), fourth-round (103rd overall) and their sixth-round choice (178th overall) to Dallas for a second-round choice (53rd overall) and sixth-round choice (195th overall).

4/29/2007

Cleveland traded a sixth-round choice (195th overall) to Dallas for a sixth-round choice (200th overall) and a seventh-round choice (234th overall).

9/11/2007

Cleveland traded quarterback Charlie Frye to Seattle for a 2008 sixth-round draft choice.

2/29/2008

Cleveland traded a 2008 second-round draft choice to Green Bay for defensive lineman Corey Williams.

3/4/2008

Cleveland traded defensive back Leigh Bodden and a 2008 third-round draft choice to Detroit for defensive lineman Shaun Rogers.

4/27/2008

Cleveland traded a 2008 fourth-round choice (122nd overall) and a 2008 fifth-round choice (155th overall) to Dallas for a 2008 fourth round choice (104th overall).

4/27/2008

Cleveland traded a 2009 third-round selection to Dallas for a 2008 fourth-round selection (111th overall).

4/27/2008

Cleveland traded a 2009 fifth-round selection to Philadelphia for a 2008 sixth-round selection (191st overall).

8/20/2008

Cleveland traded an undisclosed draft choice to Miami for defensive back Travis Daniels.

2/27/2009

Cleveland traded tight end Kellen Winslow to Tampa Bay for undisclosed draft picks.

4/25/2009

Cleveland traded a 2009 first-round selection (fifth overall) to N.Y. Jets for a 2009 first-round choice (17th overall), second-round choice (52nd overall), and defensive lineman Kenyon Coleman, defensive back Abram Elam and quarterback Brett Ratliff.

Cleveland traded a 2009 first-round choice (17th overall) to Tampa Bay for a 2009 first-round choice (19th overall) and sixth-round choice (191st overall).

Cleveland traded a 2009 first-round choice (19th overall) to Philadelphia for a 2009 first-round choice (21st overall) and sixth-round choice (195th overall).

9/1/2009

Cleveland traded defensive lineman Louis Leonard to Carolina for an undisclosed draft choice.

10/7/2009

Cleveland traded wide receiver Braylon Edwards to N.Y. Jets for wide receiver Chansi Stuckey, linebacker Jason Trusnik and undisclosed draft choices.

3/3/2010

Cleveland traded defensive lineman Corey Williams and a 2010 seventh-round draft choice to Detroit Lions for a 2010 fifth-round pick.

3/10/2010

Cleveland traded an undisclosed 2011 draft choice to Seattle for quarterback Seneca Wallace.

3/14/2010

Cleveland traded quarterback Brady Quinn to Denver for running back Peyton Hillis and a 2011 sixth-round draft choice and a 2012 conditional draft choice.

3/15/2010

Cleveland traded linebacker Kamerion Wimbley to Oakland for a 2010 third-round pick (85th overall).

4/6/2010

Cleveland traded linebacker Alex Hall, a 2010 fourth-round draft choice and a 2010 fifth-round draft choice to Philadelphia for defensive back Sheldon Brown and linebacker Chris Gocong.

4/24/2010

Cleveland traded a 2010 third-round (92nd overall) and two fifth-round selections (134th and 146th overall) to Philadelphia for a 2010 second round choice (59th).

10/6/2010

Cleveland traded an undisclosed 2012 draft choice to Minnesota for Defensive lineman Jayme Mitchell.

10/14/2010

Cleveland traded running back Jerome Harrison to Philadelphia for running back Mike Bell.

4/28/2011

Cleveland traded a 2011 first-round (6th overall) selection to Atlanta for a 2011 first (27th overall), second (59th overall) and fourth (124th overall) round choices along with a 2012 first round and fourth round picks.

4/28/2011

Cleveland traded a 2011 first (27th overall) and third (70th overall) round choices to Kansas City for a 2011 first-round (21st overall) pick.

4/30/2011

Cleveland traded two 2011 sixth (168th and 170th overall) round choices to Minnesota for a 2011 fifth-round (150th overall) pick.

8/1/2011

Cleveland traded an undisclosed 2012 draft choice to St. Louis for OL John Greco.

BROWNS VS. NFL TEAMS

	REGULAR SEASON				PLAYOFFS				COMBINED RECORD			
	W	L	T	%	W	L	T	%	W	L	T	%
Arizona Cardinals	33	12	3	.719	0	0	0	.000	33	12	3	.719
Atlanta Falcons	10	3	0	.769	0	0	0	.000	10	3	0	.769
Baltimore Ravens	7	17	0	.292	0	0	0	.000	7	17	0	.292
Buffalo Bills	10	6	0	.625	1	0	0	1.000	11	6	0	.647
Carolina Panthers	1	3	0	.250	0	0	0	.000	1	3	0	.250
Chicago Bears	9	5	0	.643	0	0	0	.000	9	5	0	.643
Cincinnati Bengals	36	39	0	.480	0	0	0	.000	36	39	0	.480
Dallas Cowboys	15	11	0	.577	2	1	0	.667	17	12	0	.586
Denver Broncos	5	18	0	.217	0	3	0	.000	5	21	0	.192
Detroit Lions	4	14	0	.222	1	3	0	.250	5	17	0	.227
Green Bay Packers	7	11	0	.389	0	1	0	.000	7	12	0	.368
Houston Texans	3	3	0	.500	0	0	0	.000	3	3	0	.500
Indianapolis Colts	14	12	0	.538	2	2	0	.500	16	14	0	.533
Jacksonville Jaguars	4	9	0	.308	0	0	0	.000	4	9	0	.308
Kansas City Chiefs	10	10	2	.500	0	0	0	.000	10	10	2	.500
Miami Dolphins	7	7	0	.500	0	2	0	.000	7	9	0	.438
Minnesota Vikings	3	10	0	.231	0	1	0	.000	3	11	0	.214
New England Patriots	12	9	0	.571	1	0	0	1.000	13	9	0	.591
New Orleans Saints	12	4	0	.750	0	0	0	.000	12	4	0	.750
New York Giants	26	19	2	.565	1	1	0	.500	27	20	2	.574
New York Jets	12	8	0	.600	1	0	0	1.000	13	8	0	.619
Oakland Raiders	8	10	0	.444	0	2	0	.000	8	12	0	.400
Philadelphia Eagles	31	15	1	.684	0	0	0	.000	31	15	1	.684
Pittsburgh Steelers	56	60	0	.483	0	2	0	.000	56	62	0	.475
St. Louis Rams	9	9	0	.500	2	1	0	.667	11	10	0	.524
San Diego Chargers	7	14	1	.341	0	0	0	.000	7	14	1	.341
San Francisco 49ers	11	6	0	.647	0	0	0	.000	11	6	0	.647
Seattle Seahawks	5	11	0	.313	0	0	0	.000	5	11	0	.313
Tampa Bay Buccaneers	5	3	0	.625	0	0	0	.000	5	3	0	.625
Tennessee Titans	33	27	0	.550	0	1	0	.000	33	28	0	.541
Washington Redskins	33	10	1	.779	0	0	0	.000	33	10	1	.779
NFL TOTAL RECORDS	438	394	10	.526	11	20	0	.355	449	414	10	.520

BROWNS VS. NFL TEAMS

*indicates playoff game

RESULTS VS. ARIZONA CARDINALS

Chicago Cardinals	10/15/1950	W	34-24
at Chicago Cardinals	11/5/1950	W	10-7
at Chicago Cardinals	11/4/1951	W	34-17
Chicago Cardinals	12/2/1951	W	49-28
Chicago Cardinals	11/9/1952	W	28-13
at Chicago Cardinals	12/7/1952	W	10-0
at Chicago Cardinals	10/4/1953	W	27-7
Chicago Cardinals	11/29/1953	W	27-16
Chicago Cardinals	10/10/1954	W	31-7
at Chicago Cardinals	10/24/1954	W	35-3
at Chicago Cardinals	10/30/1955	W	26-20
Chicago Cardinals	12/11/1955	W	35-24
at Chicago Cardinals	9/30/1956	L	7-9
Chicago Cardinals	12/16/1956	L	7-24
at Chicago Cardinals	10/27/1957	W	17-7
Chicago Cardinals	12/1/1957	W	31-0
Chicago Cardinals	10/12/1958	W	35-28
at Chicago Cardinals	10/26/1958	W	38-24
at Chicago Cardinals	10/4/1959	W	34-7
Chicago Cardinals	10/18/1959	W	17-7
St. Louis Cardinals	11/13/1960	W	28-27
at St. Louis Cardinals	11/27/1960	T	17-17
St. Louis Cardinals	9/24/1961	W	20-17
at St. Louis Cardinals	10/29/1961	W	21-10
at St. Louis Cardinals	10/21/1962	W	34-7
St. Louis Cardinals	11/18/1962	W	38-14
St. Louis Cardinals	11/17/1963	L	14-20
at St. Louis Cardinals	12/1/1963	W	24-10
St. Louis Cardinals	9/20/1964	T	33-33
at St. Louis Cardinals	12/6/1964	L	19-28
St. Louis Cardinals	9/26/1965	L	13-49
at St. Louis Cardinals	12/19/1965	W	27-24
St. Louis Cardinals	9/25/1966	L	28-34
at St. Louis Cardinals	12/17/1966	W	38-10
St. Louis Cardinals	10/15/1967	W	20-16
at St. Louis Cardinals	12/10/1967	W	20-16
St. Louis Cardinals	10/13/1968	L	21-27
at St. Louis Cardinals	12/14/1968	L	16-27
St. Louis Cardinals	10/26/1969	T	21-21
at St. Louis Cardinals	12/14/1969	W	27-21
at St. Louis Cardinals	9/29/1974	L	7-29
at St. Louis Cardinals	10/28/1979	W	38-20
St. Louis Cardinals	9/8/1985	L	24-27 OT
at Phoenix Cardinals	10/23/1988	W	29-21
Arizona Cardinals	9/18/1994	W	32-0
at Arizona Cardinals	10/8/2000	L	21-29
Arizona Cardinals	11/16/2003	W	44-6
at Arizona Cardinals	12/2/2007	L	21-27
Regular Season Totals	33-12-3	.719	
Home	15-6-2	.700	
Away	18-6-1	.740	

RESULTS VS. ATLANTA FALCONS

at Atlanta Falcons	10/30/1966	W	49-17
Atlanta Falcons	10/27/1968	W	30-7
Atlanta Falcons	10/31/1971	L	14-31
at Atlanta Falcons	10/17/1976	W	20-17
at Atlanta Falcons	9/17/1978	W	24-16
Atlanta Falcons	9/27/1981	W	28-17
at Atlanta Falcons	11/18/1984	W	23-7
Atlanta Falcons	11/8/1987	W	38-3
Atlanta Falcons	12/16/1990	W	13-10
at Atlanta Falcons	11/28/1993	L	14-17
Atlanta Falcons	12/29/2002	W	24-16

at Atlanta Falcons	11/12/2006	W	17-13
Atlanta Falcons	10/10/2010	L	10-20
Regular Season Totals	10-3-0	.769	
Home	5-2-0	.714	
Away	5-1-0	.833	

RESULTS VS. BALTIMORE RAVENS

at Baltimore Ravens	9/26/1999	L	10-17
Baltimore Ravens	11/7/1999	L	9-41
Baltimore Ravens	10/10/2000	L	0-12
at Baltimore Ravens	11/26/2000	L	7-44
Baltimore Ravens	10/21/2001	W	24-14
at Baltimore Ravens	11/18/2001	W	27-17
Baltimore Ravens	10/6/2002	L	21-26
at Baltimore Ravens	12/22/2002	W	14-13
at Baltimore Ravens	9/14/2003	L	13-33
Baltimore Ravens	12/21/2003	L	0-35
Baltimore Ravens	9/12/2004	W	20-3
at Baltimore Ravens	11/7/2004	L	13-27
at Baltimore Ravens	10/16/2005	L	3-16
Baltimore Ravens	1/1/2006	W	20-16
Baltimore Ravens	9/24/2006	L	14-15
at Baltimore Ravens	12/17/2006	L	17-27
Baltimore Ravens	9/30/2007	W	27-13
at Baltimore Ravens	11/18/2007	W	33-30 OT
at Baltimore Ravens	9/21/2008	L	10-28
Baltimore Ravens	11/2/2008	L	27-37
at Baltimore Ravens	9/27/2009	L	3-34
Baltimore Ravens	11/16/2009	L	0-16
at Baltimore Ravens	9/26/2010	L	17-24
Baltimore Ravens	12/26/2010	L	10-20
Regular Season Totals	7-17-0	.292	
Home	4-8-0	.333	
Away	3-9-0	.250	

RESULTS VS. BUFFALO BILLS

Buffalo Bills	11/26/1972	W	27-10
Buffalo Bills	11/24/1974	L	10-15
at Buffalo Bills	10/23/1977	W	27-16
Buffalo Bills	10/29/1978	W	41-20
at Buffalo Bills	11/1/1981	L	13-22
at Buffalo Bills	11/4/1984	W	13-10
Buffalo Bills	11/17/1985	W	17-7
at Buffalo Bills	12/7/1986	W	21-17
Buffalo Bills	11/15/1987	W	27-21
*Buffalo Bills	1/6/1990	W	34-30
Buffalo Bills	11/4/1990	L	0-42
Buffalo Bills	10/2/1995	L	19-22
at Buffalo Bills	12/12/2004	L	7-37
Buffalo Bills	12/16/2007	W	8-0
at Buffalo Bills	11/17/2008	W	29-27
at Buffalo Bills	10/11/2009	W	6-3
at Buffalo Bills	12/12/2010	L	6-13
Regular Season Totals	10-6-0	.625	
Home	5-3-0	.625	
Away	5-3-0	.625	
Playoffs	1-0-0	1.000	

RESULTS VS. CAROLINA PANTHERS

Carolina Panthers	11/21/1999	L	17-31
Carolina Panthers	12/1/2002	L	6-13
at Carolina Panthers	10/8/2006	L	12-20
Carolina Panthers	11/28/2010	W	24-23
Regular Season Totals	1-3-0	.250	
Home	1-2-0	.333	
Away	0-1-0	.000	

RESULTS VS. CHICAGO BEARS

Chicago Bears	11/25/1951	W	42-21
at Chicago Bears	11/14/1954	W	39-10
Chicago Bears	12/11/1960	W	42-0
at Chicago Bears	12/10/1961	L	14-17
Chicago Bears	10/22/1967	W	24-0
at Chicago Bears	11/30/1969	W	28-24
Chicago Bears	10/15/1972	L	0-17
Chicago Bears	11/3/1980	W	27-21
at Chicago Bears	9/7/1986	L	31-41
Chicago Bears	10/23/1989	W	27-7
Chicago Bears	11/29/1992	W	27-14
at Chicago Bears	11/4/2001	L	21-27 OT
Chicago Bears	10/9/2005	W	20-10
at Chicago Bears	11/1/2009	L	6-30
Regular Season Totals	9-5-0		.643
Home	7-1-0		.875
Away	2-4-0		.333

RESULTS VS. CINCINNATI BENGALS

Cincinnati Bengals	10/11/1970	W	30-27
at Cincinnati Bengals	11/15/1970	L	10-14
at Cincinnati Bengals	10/17/1971	W	27-24
Cincinnati Bengals	12/5/1971	W	31-27
Cincinnati Bengals	10/1/1972	W	27-6
at Cincinnati Bengals	12/9/1972	W	27-24
Cincinnati Bengals	10/7/1973	W	17-10
at Cincinnati Bengals	12/9/1973	L	17-34
at Cincinnati Bengals	9/15/1974	L	7-33
Cincinnati Bengals	10/13/1974	L	24-34
at Cincinnati Bengals	9/21/1975	L	17-24
Cincinnati Bengals	11/23/1975	W	35-23
Cincinnati Bengals	10/3/1976	L	24-45
at Cincinnati Bengals	10/31/1976	L	6-21
at Cincinnati Bengals	9/18/1977	W	13-3
Cincinnati Bengals	11/6/1977	L	7-10
Cincinnati Bengals	9/10/1978	W	13-10 OT
at Cincinnati Bengals	12/17/1978	L	16-48
Cincinnati Bengals	10/21/1979	W	28-27
at Cincinnati Bengals	12/16/1979	L	12-16
Cincinnati Bengals	11/23/1980	W	31-7
at Cincinnati Bengals	12/21/1980	W	27-24
at Cincinnati Bengals	9/20/1981	W	20-17
Cincinnati Bengals	11/29/1981	L	21-41
at Cincinnati Bengals	12/12/1982	L	10-23
Cincinnati Bengals	9/15/1983	W	17-7
at Cincinnati Bengals	10/23/1983	L	21-28
at Cincinnati Bengals	10/21/1984	L	9-12
Cincinnati Bengals	12/2/1984	L	17-20 OT
at Cincinnati Bengals	11/10/1985	L	10-27
Cincinnati Bengals	11/24/1985	W	24-6
Cincinnati Bengals	9/18/1986	L	13-30
at Cincinnati Bengals	12/14/1986	W	34-3
at Cincinnati Bengals	10/18/1987	W	30-0
Cincinnati Bengals	12/13/1987	W	38-24
at Cincinnati Bengals	9/25/1988	L	17-24
Cincinnati Bengals	10/30/1988	W	23-16
at Cincinnati Bengals	9/25/1989	L	14-21
Cincinnati Bengals	12/3/1989	L	0-21
Cincinnati Bengals	10/22/1990	L	13-34
at Cincinnati Bengals	12/30/1990	L	14-21
Cincinnati Bengals	9/15/1991	W	14-13
at Cincinnati Bengals	11/3/1991	L	21-23
at Cincinnati Bengals	11/1/1992	L	10-30
Cincinnati Bengals	12/6/1992	W	37-21
Cincinnati Bengals	9/5/1993	W	27-14
at Cincinnati Bengals	10/17/1993	W	28-17
at Cincinnati Bengals	9/4/1994	W	28-20

Cincinnati Bengals	10/23/1994	W	37-13
at Cincinnati Bengals	10/29/1995	W	29-26 OT
Cincinnati Bengals	12/17/1995	W	26-10
Cincinnati Bengals	10/10/1999	L	17-18
at Cincinnati Bengals	12/12/1999	L	28-44
at Cincinnati Bengals	9/10/2000	W	24-7
Cincinnati Bengals	10/29/2000	L	3-12
at Cincinnati Bengals	10/14/2001	L	14-24
Cincinnati Bengals	11/25/2001	W	18-0
Cincinnati Bengals	9/15/2002	W	20-7
at Cincinnati Bengals	11/17/2002	W	27-20
Cincinnati Bengals	9/28/2003	L	14-21
at Cincinnati Bengals	12/28/2003	W	22-14
Cincinnati Bengals	10/17/2004	W	34-17
at Cincinnati Bengals	11/28/2004	L	48-58
Cincinnati Bengals	9/11/2005	L	13-27
at Cincinnati Bengals	12/11/2005	L	20-23
at Cincinnati Bengals	9/17/2006	L	17-34
Cincinnati Bengals	11/26/2006	L	0-30
Cincinnati Bengals	9/16/2007	W	51-45
at Cincinnati Bengals	12/23/2007	L	14-19
at Cincinnati Bengals	9/28/2008	W	20-12
Cincinnati Bengals	12/21/2008	L	0-14
Cincinnati Bengals	10/4/2009	L	20-23 OT
at Cincinnati Bengals	11/29/2009	L	7-16
Cincinnati Bengals	10/3/2010	W	23-20
at Cincinnati Bengals	12/19/2010	L	17-19
Regular Season Totals	36-39-0		.480
Home	22-15-0		.595
Away	14-24-0		.368

RESULTS VS. DALLAS COWBOYS

at Dallas Cowboys	10/16/1960	W	48-7
Dallas Cowboys	10/1/1961	W	25-7
at Dallas Cowboys	12/3/1961	W	38-17
Dallas Cowboys	10/7/1962	W	19-10
at Dallas Cowboys	12/2/1962	L	21-45
at Dallas Cowboys	9/22/1963	W	41-24
Dallas Cowboys	11/24/1963	W	27-17
Dallas Cowboys	10/4/1964	W	27-6
at Dallas Cowboys	10/18/1964	W	20-16
Dallas Cowboys	10/17/1965	W	23-17
at Dallas Cowboys	11/21/1965	W	24-17
Dallas Cowboys	10/23/1966	W	30-21
at Dallas Cowboys	11/24/1966	L	14-26
Dallas Cowboys	9/17/1967	L	14-21
*at Dallas Cowboys	12/24/1967	L	14-52
at Dallas Cowboys	9/22/1968	L	7-28
*Dallas Cowboys	12/21/1968	W	31-20
Dallas Cowboys	11/2/1969	W	42-10
*at Dallas Cowboys	12/28/1969	W	38-14
Dallas Cowboys	12/12/1970	L	2-6
at Dallas Cowboys	12/7/1974	L	17-41
Dallas Cowboys	9/24/1979	W	26-7
at Dallas Cowboys	11/25/1982	L	14-31
at Dallas Cowboys	9/22/1985	L	7-20
Dallas Cowboys	12/4/1988	W	24-21
Dallas Cowboys	9/1/1991	L	14-26
at Dallas Cowboys	12/10/1994	W	19-14
at Dallas Cowboys	9/19/2004	L	12-19
Dallas Cowboys	9/7/2008	L	10-28
Regular Season Totals	15-11-0		.577
Home	9-4-0		.692
Away	6-7-0		.461
Playoffs	2-1-0		.667

RESULTS VS. DENVER BRONCOS

at Denver Broncos	12/20/1970	W	27-13
Denver Broncos	10/24/1971	L	0-27

at Denver Broncos	10/29/1972	W	27-20
Denver Broncos	10/27/1974	W	23-21
at Denver Broncos	10/19/1975	L	15-16
at Denver Broncos	9/26/1976	L	13-44
Denver Broncos	11/12/1978	L	7-19
Denver Broncos	10/5/1980	L	16-19
at Denver Broncos	11/8/1981	L	20-23 OT
at Denver Broncos	12/4/1983	L	6-27
Denver Broncos	9/16/1984	L	14-24
^Denver Broncos	1/11/1987	L	20-23 OT
^at Denver Broncos	1/17/1988	L	33-38
at Denver Broncos	11/13/1988	L	7-30
Denver Broncos	10/1/1989	W	16-13
^at Denver Broncos	1/14/1990	L	21-37
at Denver Broncos	10/8/1990	W	30-29
Denver Broncos	12/8/1991	L	7-17
Denver Broncos	9/27/1992	L	0-12
Denver Broncos	11/7/1993	L	14-29
at Denver Broncos	10/30/1994	L	14-26
at Denver Broncos	10/15/2000	L	10-44
at Denver Broncos	12/14/2003	L	20-23 OT
Denver Broncos	10/22/2006	L	7-17
Denver Broncos	11/6/2008	L	30-34
at Denver Broncos	9/13/2009	L	6-27
Regular Season Totals	5-18-0	.217	
Home	2-9-0	.182	
Away	3-9-0	.250	
Playoffs	0-3-0	.000	

RESULTS VS. DETROIT LIONS

at Detroit Lions	11/2/1952	L	6-17
^Detroit Lions	12/18/1952	L	7-17
^at Detroit Lions	12/17/1953	L	16-17
Detroit Lions	12/19/1954	L	10-14
^Detroit Lions	12/26/1954	W	56-10
at Detroit Lions	12/8/1957	L	7-20
^at Detroit Lions	12/29/1957	L	14-59
Detroit Lions	11/9/1958	L	10-30
at Detroit Lions	12/8/1963	L	10-38
Detroit Lions	11/15/1964	W	37-21
at Detroit Lions	9/24/1967	L	14-31
Detroit Lions	10/5/1969	L	21-28
Detroit Lions	10/18/1970	L	24-41
at Detroit Lions	11/9/1975	L	10-21
at Detroit Lions	9/11/1983	W	31-26
Detroit Lions	9/28/1986	W	24-21
at Detroit Lions	11/23/1989	L	10-13
at Detroit Lions	12/13/1992	L	14-24
at Detroit Lions	10/8/1995	L	20-38
Detroit Lions	9/23/2001	W	24-14
Detroit Lions	10/23/2005	L	10-13
at Detroit Lions	11/22/2009	L	37-38
Regular Season Totals	4-14-0	.222	
Home	3-5-0	.375	
Away	1-9-0	.100	
Playoffs	1-3-0	.250	

RESULTS VS. GREEN BAY PACKERS

at Green Bay Packers	9/27/1953	W	27-0
Green Bay Packers	10/23/1955	W	41-10
at Green Bay Packers	11/4/1956	W	24-7
Green Bay Packers	10/15/1961	L	17-49
at Green Bay Packers	11/22/1964	L	21-28
^at Green Bay Packers	1/2/1966	L	12-23
Green Bay Packers	9/18/1966	L	20-21
at Green Bay Packers	11/12/1967	L	7-55
Green Bay Packers	12/7/1969	W	20-7
Green Bay Packers	9/17/1972	L	10-26
Green Bay Packers	10/19/1980	W	26-21

at Green Bay Packers	11/6/1983	L	21-35
Green Bay Packers	10/19/1986	L	14-17
Green Bay Packers	10/18/1992	W	17-6
Green Bay Packers	11/19/1995	L	20-31
at Green Bay Packers	12/23/2001	L	7-30
at Green Bay Packers	9/18/2005	W	26-24
Green Bay Packers	10/25/2009	L	3-31
Regular Season Totals	7-10-0	.412	
Home	4-6-0	.400	
Away	3-4-0	.429	
Playoffs	0-1-0	.000	

RESULTS VS. HOUSTON TEXANS

Houston Texans	10/20/2002	W	34-17
at Houston Texans	1/2/2005	W	22-14
at Houston Texans	10/30/2005	L	16-19
at Houston Texans	12/31/2006	L	6-14
Houston Texans	11/25/2007	W	27-17
Houston Texans	11/23/2008	L	6-16
Regular Season Totals	3-3-0	.500	
Home	2-1-0	.667	
Away	1-2-0	.333	

RESULTS VS. INDIANAPOLIS COLTS

at Baltimore Colts	9/24/1950	W	31-0
Baltimore Colts	11/11/1956	L	7-21
at Baltimore Colts	11/1/1959	W	38-31
Baltimore Colts	10/14/1962	L	14-36
^Baltimore Colts	12/27/1964	W	27-0
at Baltimore Colts	10/20/1968	W	30-20
^Baltimore Colts	12/29/1968	L	0-34
at Baltimore Colts	9/26/1971	W	14-13
^Baltimore Colts	12/26/1971	L	3-20
Baltimore Colts	9/16/1973	W	24-14
at Baltimore Colts	11/2/1975	L	7-21
at Baltimore Colts	11/19/1978	W	45-24
Baltimore Colts	9/16/1979	W	13-10
at Baltimore Colts	11/9/1980	W	28-27
Baltimore Colts	10/25/1981	W	42-28
Baltimore Colts	11/27/1983	W	41-23
Indianapolis Colts	11/2/1986	W	24-9
Indianapolis Colts	12/6/1987	L	7-9
^Indianapolis Colts	1/9/1988	W	38-21
Indianapolis Colts	9/19/1988	W	23-17
at Indianapolis Colts	12/10/1989	L	17-23 OT
at Indianapolis Colts	12/1/1991	W	31-0
at Indianapolis Colts	9/6/1992	L	3-14
at Indianapolis Colts	9/26/1993	L	10-23
at Indianapolis Colts	9/25/1994	W	21-14
Indianapolis Colts	12/26/1999	L	28-29
Indianapolis Colts	12/15/2002	L	23-28
Indianapolis Colts	9/7/2003	L	6-9
at Indianapolis Colts	9/25/2005	L	6-13
Indianapolis Colts	11/30/2008	L	6-10
Regular Season Totals	14-12-0	.538	
Home	5-7-0	.417	
Away	9-5-0	.643	
Playoffs	2-2-0	.500	

RESULTS VS. JACKSONVILLE JAGUARS

Jacksonville Jaguars	10/22/1995	L	15-23
at Jacksonville Jaguars	12/24/1995	L	21-24
at Jacksonville Jaguars	10/17/1999	L	7-24
Jacksonville Jaguars	12/19/1999	L	14-24
Jacksonville Jaguars	9/3/2000	L	7-27
at Jacksonville Jaguars	12/3/2000	L	0-48
at Jacksonville Jaguars	9/30/2001	W	23-14
Jacksonville Jaguars	12/16/2001	L	10-15
at Jacksonville Jaguars	12/8/2002	W	21-20

Jacksonville Jaguars	12/4/2005	L	14-20
at Jacksonville Jaguars	10/26/2008	W	23-17
Jacksonville Jaguars	1/3/2010	W	23-17
at Jacksonville Jaguars	11/21/2010	L	20-24
Regular Season Totals	4-9-0		.308
Home	1-5-0		.167
Away	3-4-0		.429

RESULTS VS. KANSAS CITY CHIEFS

at Kansas City Chiefs	11/14/1971	L	7-13
Kansas City Chiefs	10/8/1972	L	7-31
at Kansas City Chiefs	12/2/1973	T	20-20
Kansas City Chiefs	12/14/1975	W	40-14
at Kansas City Chiefs	12/12/1976	L	14-39
Kansas City Chiefs	10/30/1977	W	44-7
at Kansas City Chiefs	10/22/1978	L	3-17
at Kansas City Chiefs	9/9/1979	W	27-24
Kansas City Chiefs	9/21/1980	W	20-13
at Kansas City Chiefs	9/30/1984	L	6-10
Kansas City Chiefs	10/12/1986	W	20-7
at Kansas City Chiefs	9/4/1988	W	6-3
Kansas City Chiefs	11/19/1989	T	10-10 OT
at Kansas City Chiefs	9/30/1990	L	0-34
Kansas City Chiefs	11/24/1991	W	20-15
at Kansas City Chiefs	11/20/1994	L	13-20
Kansas City Chiefs	9/24/1995	W	35-17
Kansas City Chiefs	9/8/2002	L	39-40
at Kansas City Chiefs	11/9/2003	L	20-41
Kansas City Chiefs	12/3/2006	W	31-28 OT
at Kansas City Chiefs	12/20/2009	W	41-34
Kansas City Chiefs	9/19/2010	L	14-16
Regular Season Totals	10-10-2		.500
Home	7-3-1		.682
Away	3-7-1		.350

RESULTS VS. MIAMI DOLPHINS

at Miami Dolphins	10/25/1970	W	28-0
^at Miami Dolphins	12/24/1972	L	14-20
Miami Dolphins	10/15/1973	L	9-17
Miami Dolphins	11/28/1976	W	17-13
Miami Dolphins	11/18/1979	W	30-24 OT
^at Miami Dolphins	1/4/1986	L	21-24
Miami Dolphins	11/10/1986	W	26-16
at Miami Dolphins	12/12/1988	L	31-38
at Miami Dolphins	10/8/1989	L	10-13 OT
Miami Dolphins	11/25/1990	L	13-30
Miami Dolphins	9/14/1992	L	23-27
Miami Dolphins	10/10/1993	L	14-24
at Miami Dolphins	12/26/2004	L	7-10
Miami Dolphins	11/20/2005	W	22-0
Miami Dolphins	10/14/2007	W	41-31
at Miami Dolphins	12/5/2010	W	13-10
Regular Season Totals	7-7-0		.500
Home	5-4-0		.556
Away	2-3-0		.400
Playoffs	0-2-0		.000

RESULTS VS. MINNESOTA VIKINGS

Minnesota Vikings	10/31/1965	L	17-27
Minnesota Vikings	11/19/1967	W	14-10
at Minnesota Vikings	11/9/1969	L	3-51
^at Minnesota Vikings	1/4/1970	L	7-27
at Minnesota Vikings	11/4/1973	L	3-26
Minnesota Vikings	9/28/1975	L	10-42
at Minnesota Vikings	12/14/1980	L	23-28
Minnesota Vikings	9/4/1983	L	21-27
at Minnesota Vikings	10/26/1986	W	23-20
Minnesota Vikings	12/17/1989	W	23-17 OT
at Minnesota Vikings	11/22/1992	L	13-17

at Minnesota Vikings	12/9/1995	L	11-27
at Minnesota Vikings	11/27/2005	L	12-24
Minnesota Vikings	9/13/2009	L	20-34
Regular Season Totals	3-10-0		.231
Home	2-4-0		.333
Away	1-6-0		.143
Playoffs	0-1-0		.000

RESULTS VS. NEW ENGLAND PATRIOTS

New England Patriots	11/21/1971	W	27-7
at New England Patriots	11/10/1974	W	21-14
New England Patriots	9/26/1977	W	30-27 OT
at New England Patriots	9/7/1980	L	17-34
New England Patriots	11/21/1982	W	10-7
at New England Patriots	11/20/1983	W	30-0
New England Patriots	10/7/1984	L	16-17
New England Patriots	10/6/1985	W	24-20
at New England Patriots	10/4/1987	W	20-10
at New England Patriots	9/8/1991	W	20-0
at New England Patriots	10/25/1992	W	19-17
New England Patriots	12/19/1993	L	17-20
New England Patriots	11/6/1994	W	13-6
^New England Patriots	1/1/1995	W	20-13
at New England Patriots	9/3/1995	L	14-17
New England Patriots	10/3/1999	L	7-19
New England Patriots	11/12/2000	W	19-11
at New England Patriots	12/9/2001	L	16-27
at New England Patriots	10/26/2003	L	3-9
New England Patriots	12/5/2004	L	15-42
at New England Patriots	10/7/2007	L	17-34
New England Patriots	11/7/2010	W	34-14
Regular Season Totals	12-9-0		.571
Home	7-4-0		.636
Away	5-5-0		.500
Playoffs	1-0-0		1.000

RESULTS VS. NEW ORLEANS SAINTS

at New Orleans Saints	10/1/1967	W	42-7
at New Orleans Saints	9/15/1968	W	24-10
New Orleans Saints	11/10/1968	W	35-17
at New Orleans Saints	10/12/1969	W	27-17
at New Orleans Saints	12/12/1971	W	21-17
New Orleans Saints	11/30/1975	W	17-16
at New Orleans Saints	10/8/1978	W	24-16
New Orleans Saints	10/18/1981	W	20-17
New Orleans Saints	10/28/1984	L	14-16
at New Orleans Saints	9/13/1987	L	21-28
at New Orleans Saints	10/14/1990	L	20-25
New Orleans Saints	12/5/1993	W	17-13
at New Orleans Saints	10/31/1999	W	21-16
at New Orleans Saints	11/24/2002	W	24-15
New Orleans Saints	9/10/2006	L	14-19
at New Orleans Saints	10/24/2010	W	30-17
Regular Season Totals	12-4-0		.750
Home	4-2-0		.667
Away	8-2-0		.800

RESULTS VS. NEW YORK GIANTS

New York Giants	10/1/1950	L	0-6
at New York Giants	10/22/1950	L	13-17
^New York Giants	12/17/1950	W	8-3
New York Giants	10/27/1951	W	14-13
at New York Giants	11/18/1951	W	10-0
New York Giants	10/12/1952	L	9-17
at New York Giants	12/14/1952	L	34-37
at New York Giants	10/25/1953	W	7-0
New York Giants	12/6/1953	W	62-14
New York Giants	10/31/1954	W	24-14
at New York Giants	11/28/1954	W	16-7

New York Giants	11/6/1955	W	24-14
at New York Giants	11/27/1955	T	35-35
New York Giants	10/14/1956	L	9-21
at New York Giants	12/9/1956	W	24-7
New York Giants	9/29/1957	W	6-3
at New York Giants	12/15/1957	W	34-28
New York Giants	11/2/1958	L	17-21
at New York Giants	12/14/1958	L	10-13
*at New York Giants	12/21/1958	L	0-10
New York Giants	10/11/1959	L	6-10
at New York Giants	12/6/1959	L	7-48
New York Giants	11/6/1960	L	13-17
at New York Giants	12/15/1960	W	48-34
New York Giants	11/26/1961	L	21-37
at New York Giants	12/17/1961	T	7-7
New York Giants	9/16/1962	W	17-7
at New York Giants	12/9/1962	L	13-17
at New York Giants	10/13/1963	W	35-24
New York Giants	10/27/1963	L	6-33
New York Giants	10/25/1964	W	42-20
at New York Giants	12/12/1964	W	52-20
at New York Giants	10/24/1965	W	38-14
New York Giants	11/14/1965	W	34-21
at New York Giants	10/2/1966	W	28-7
New York Giants	12/4/1966	W	49-40
at New York Giants	10/29/1967	L	34-38
New York Giants	12/3/1967	W	24-14
New York Giants	12/1/1968	W	45-10
New York Giants	11/23/1969	W	28-17
at New York Giants	12/21/1969	L	14-27
New York Giants	9/30/1973	W	12-10
at New York Giants	11/20/1977	W	21-7
at New York Giants	12/1/1985	W	35-33
at New York Giants	9/22/1991	L	10-13
New York Giants	12/4/1994	L	13-16
New York Giants	11/5/2000	L	3-24
at New York Giants	9/26/2004	L	10-27
New York Giants	10/13/2008	W	35-14
Regular Season Totals	26-19-2	.596	
Home	14-10-0	.583	
Away	12-9-2	.565	
Playoffs	1-1-0	.500	

RESULTS VS. NEW YORK JETS

New York Jets	9/21/1970	W	31-21
at New York Jets	12/17/1972	W	26-10
New York Jets	9/12/1976	W	38-17
New York Jets	12/10/1978	W	37-34 OT
at New York Jets	9/2/1979	W	25-22 OT
New York Jets	12/7/1980	W	17-14
New York Jets	12/12/1981	L	13-14
New York Jets	10/9/1983	W	10-7
New York Jets	10/14/1984	L	20-24
at New York Jets	12/22/1985	L	10-37
*New York Jets	1/11/1987	W	23-20 2OT
New York Jets	9/11/1988	L	3-23
New York Jets	9/17/1989	W	38-24
at New York Jets	9/16/1990	L	21-24
New York Jets	10/6/1991	L	14-17
New York Jets	10/2/1994	W	27-7
at New York Jets	10/27/2002	W	24-21
New York Jets	11/21/2004	L	7-10
New York Jets	10/29/2006	W	20-13
at New York Jets	12/9/2007	W	24-18
New York Jets	11/14/2010	L	20-26 OT
Regular Season Totals	12-8-0	.600	
Home	8-6-0	.571	
Away	4-2-0	.667	
Playoffs	1-0-0	1.000	

RESULTS VS. OAKLAND RAIDERS

at Oakland Raiders	11/8/1970	L	20-23
Oakland Raiders	10/4/1971	L	20-34
at Oakland Raiders	11/18/1973	W	7-3
Oakland Raiders	10/6/1974	L	24-40
at Oakland Raiders	11/16/1975	L	17-38
Oakland Raiders	10/9/1977	L	10-26
at Oakland Raiders	12/9/1979	L	14-19
*Oakland Raiders	1/4/1981	L	12-14
*at Los Angeles Raiders	1/8/1983	L	10-27
Los Angeles Raiders	10/20/1985	L	20-21
at Los Angeles Raiders	11/16/1986	L	14-27
at Los Angeles Raiders	12/20/1987	W	24-17
at Los Angeles Raiders	9/20/1992	W	28-16
at Los Angeles Raiders	9/19/1993	W	19-16
at Oakland Raiders	9/24/2000	L	10-36
Oakland Raiders	10/12/2003	W	13-7
at Oakland Raiders	12/18/2005	W	9-7
at Oakland Raiders	10/1/2006	W	24-21
at Oakland Raiders	9/23/2007	L	24-26
Oakland Raiders	12/27/2009	W	23-9
Regular Season Totals	8-10-0	.444	
Home	2-4-0	.333	
Away	6-6-0	.500	
Playoffs	0-2-0	.000	

RESULTS VS. PHILADELPHIA EAGLES

at Philadelphia Eagles	9/16/1950	W	35-10
Philadelphia Eagles	12/3/1950	W	13-7
Philadelphia Eagles	11/11/1951	W	20-17
at Philadelphia Eagles	12/16/1951	W	24-9
at Philadelphia Eagles	10/19/1952	W	49-7
Philadelphia Eagles	11/23/1952	L	20-28
Philadelphia Eagles	10/10/1953	W	37-13
at Philadelphia Eagles	12/13/1953	L	27-42
at Philadelphia Eagles	9/26/1954	L	10-28
Philadelphia Eagles	11/21/1954	W	6-0
Philadelphia Eagles	10/9/1955	W	21-17
at Philadelphia Eagles	11/13/1955	L	17-33
at Philadelphia Eagles	11/18/1956	W	16-0
Philadelphia Eagles	12/2/1956	W	17-14
Philadelphia Eagles	10/13/1957	W	24-7
at Philadelphia Eagles	10/20/1957	L	7-17
Philadelphia Eagles	11/23/1958	W	28-14
at Philadelphia Eagles	12/7/1958	W	21-14
Philadelphia Eagles	11/8/1959	W	28-7
at Philadelphia Eagles	12/13/1959	W	28-21
at Philadelphia Eagles	9/25/1960	W	41-24
Philadelphia Eagles	10/23/1960	L	29-31
at Philadelphia Eagles	9/17/1961	L	20-27
Philadelphia Eagles	11/19/1961	W	45-24
at Philadelphia Eagles	9/30/1962	L	7-35
Philadelphia Eagles	11/4/1962	T	14-14
Philadelphia Eagles	10/20/1963	W	37-7
at Philadelphia Eagles	11/3/1963	W	23-17
at Philadelphia Eagles	9/27/1964	W	28-20
Philadelphia Eagles	11/29/1964	W	38-24
at Philadelphia Eagles	10/3/1965	W	35-17
Philadelphia Eagles	11/7/1965	W	38-34
Philadelphia Eagles	11/13/1966	W	27-7
at Philadelphia Eagles	12/11/1966	L	21-33
at Philadelphia Eagles	12/17/1967	L	24-28
Philadelphia Eagles	11/24/1968	W	47-13
at Philadelphia Eagles	9/21/1969	W	27-20
at Philadelphia Eagles	9/24/1972	W	27-17
Philadelphia Eagles	11/14/1976	W	24-3
at Philadelphia Eagles	11/4/1979	W	24-19
Philadelphia Eagles	9/19/1982	L	21-24

Philadelphia Eagles	10/16/1988	W	19-3
Philadelphia Eagles	11/10/1991	L	30-32
at Philadelphia Eagles	11/13/1994	W	26-7
Philadelphia Eagles	12/10/2000	L	24-35
Philadelphia Eagles	10/24/2004	L	31-34 OT
at Philadelphia Eagles	12/15/2008	L	10-30
Regular Season Totals	31-15-1	.670	
Home	17-6-1	.729	
Away	14-9-0	.609	

RESULTS VS. PITTSBURGH STEELERS

at Pittsburgh Steelers	10/7/1950	W	30-17
Pittsburgh Steelers	10/29/1950	W	45-7
Pittsburgh Steelers	10/21/1951	W	17-0
at Pittsburgh Steelers	12/9/1951	W	28-0
at Pittsburgh Steelers	10/4/1952	W	21-20
Pittsburgh Steelers	11/16/1952	W	29-28
Pittsburgh Steelers	11/8/1953	W	34-16
at Pittsburgh Steelers	11/22/1953	W	20-16
at Pittsburgh Steelers	10/17/1954	L	27-55
Pittsburgh Steelers	12/12/1954	W	42-7
Pittsburgh Steelers	11/20/1955	W	41-14
at Pittsburgh Steelers	12/4/1955	W	30-7
at Pittsburgh Steelers	10/6/1956	W	14-10
Pittsburgh Steelers	11/28/1956	L	16-24
at Pittsburgh Steelers	10/5/1957	W	23-12
Pittsburgh Steelers	11/10/1957	W	24-0
at Pittsburgh Steelers	10/5/1958	W	45-12
Pittsburgh Steelers	10/19/1958	W	27-10
at Pittsburgh Steelers	9/26/1959	L	7-17
Pittsburgh Steelers	11/22/1959	L	20-21
Pittsburgh Steelers	10/2/1960	W	28-20
at Pittsburgh Steelers	11/20/1960	L	10-14
at Pittsburgh Steelers	10/22/1961	W	30-28
Pittsburgh Steelers	11/5/1961	L	13-17
at Pittsburgh Steelers	10/28/1962	W	41-14
Pittsburgh Steelers	11/25/1962	W	35-14
Pittsburgh Steelers	10/5/1963	W	35-23
at Pittsburgh Steelers	11/10/1963	L	7-9
Pittsburgh Steelers	10/10/1964	L	7-23
at Pittsburgh Steelers	11/1/1964	W	30-17
Pittsburgh Steelers	10/9/1965	W	24-19
at Pittsburgh Steelers	11/28/1965	W	42-21
Pittsburgh Steelers	10/8/1966	W	41-10
at Pittsburgh Steelers	11/6/1966	L	6-16
Pittsburgh Steelers	10/7/1967	W	21-10
at Pittsburgh Steelers	11/5/1967	W	34-14
Pittsburgh Steelers	10/5/1968	W	31-24
at Pittsburgh Steelers	11/17/1968	W	45-24
Pittsburgh Steelers	10/18/1969	W	42-31
at Pittsburgh Steelers	11/16/1969	W	24-3
Pittsburgh Steelers	10/3/1970	W	15-7
at Pittsburgh Steelers	11/29/1970	L	9-28
Pittsburgh Steelers	10/10/1971	W	27-17
at Pittsburgh Steelers	11/7/1971	L	9-26
Pittsburgh Steelers	11/19/1972	W	26-24
at Pittsburgh Steelers	12/3/1972	L	0-30
at Pittsburgh Steelers	9/23/1973	L	6-33
Pittsburgh Steelers	11/25/1973	W	21-16
at Pittsburgh Steelers	10/20/1974	L	16-20
Pittsburgh Steelers	11/17/1974	L	16-26
Pittsburgh Steelers	10/5/1975	L	6-42
at Pittsburgh Steelers	12/7/1975	L	17-31
at Pittsburgh Steelers	9/19/1976	L	14-31
Pittsburgh Steelers	10/10/1976	W	18-16
Pittsburgh Steelers	10/2/1977	L	14-28
at Pittsburgh Steelers	11/13/1977	L	31-35
at Pittsburgh Steelers	9/24/1978	L	9-15 OT
Pittsburgh Steelers	10/15/1978	L	14-34

Pittsburgh Steelers	10/7/1979	L	35-51
at Pittsburgh Steelers	11/25/1979	L	30-33 OT
Pittsburgh Steelers	10/26/1980	W	27-26
at Pittsburgh Steelers	11/16/1980	L	13-16
at Pittsburgh Steelers	10/11/1981	L	7-13
Pittsburgh Steelers	11/22/1981	L	10-32
Pittsburgh Steelers	12/19/1982	W	10-9
at Pittsburgh Steelers	1/2/1983	L	21-37
at Pittsburgh Steelers	10/16/1983	L	17-44
Pittsburgh Steelers	12/18/1983	W	30-17
Pittsburgh Steelers	9/23/1984	W	20-10
at Pittsburgh Steelers	12/9/1984	L	20-23
Pittsburgh Steelers	9/16/1985	W	17-7
at Pittsburgh Steelers	11/3/1985	L	9-10
at Pittsburgh Steelers	10/5/1986	W	27-24
Pittsburgh Steelers	11/23/1986	W	37-31 OT
Pittsburgh Steelers	9/20/1987	W	34-10
at Pittsburgh Steelers	12/26/1987	W	19-13
at Pittsburgh Steelers	10/2/1988	W	23-9
Pittsburgh Steelers	11/20/1988	W	27-7
at Pittsburgh Steelers	9/10/1989	W	51-0
Pittsburgh Steelers	10/15/1989	L	7-17
Pittsburgh Steelers	9/9/1990	W	13-3
at Pittsburgh Steelers	12/23/1990	L	0-35
Pittsburgh Steelers	10/27/1991	W	17-14
at Pittsburgh Steelers	12/22/1991	L	10-17
Pittsburgh Steelers	10/11/1992	W	17-9
at Pittsburgh Steelers	12/27/1992	L	13-23
Pittsburgh Steelers	10/24/1993	W	28-23
at Pittsburgh Steelers	1/2/1994	L	9-16
Pittsburgh Steelers	9/11/1994	L	10-17
at Pittsburgh Steelers	12/18/1994	L	7-17
*at Pittsburgh Steelers	1/7/1995	L	9-29
at Pittsburgh Steelers	11/13/1995	L	3-20
Pittsburgh Steelers	11/26/1995	L	17-20
Pittsburgh Steelers	9/12/1999	L	0-43
at Pittsburgh Steelers	11/14/1999	W	16-15
Pittsburgh Steelers	9/17/2000	W	23-20
at Pittsburgh Steelers	10/22/2000	L	0-22
Pittsburgh Steelers	11/11/2001	L	12-15 OT
at Pittsburgh Steelers	1/6/2002	L	7-28
at Pittsburgh Steelers	9/29/2002	L	13-16 OT
Pittsburgh Steelers	11/3/2002	L	20-23
*at Pittsburgh Steelers	1/5/2003	L	33-36
at Pittsburgh Steelers	10/5/2003	W	33-13
Pittsburgh Steelers	11/23/2003	L	6-13
at Pittsburgh Steelers	10/10/2004	L	23-34
Pittsburgh Steelers	11/14/2004	L	10-24
at Pittsburgh Steelers	11/13/2005	L	21-34
Pittsburgh Steelers	12/24/2005	L	0-41
Pittsburgh Steelers	11/19/2006	L	20-24
at Pittsburgh Steelers	12/7/2006	L	7-27
Pittsburgh Steelers	9/9/2007	L	7-34
at Pittsburgh Steelers	11/11/2007	L	28-31
Pittsburgh Steelers	9/14/2008	L	6-10
at Pittsburgh Steelers	12/28/2008	L	0-31
at Pittsburgh Steelers	10/18/2009	L	14-27
Pittsburgh Steelers	12/10/2009	W	13-6
at Pittsburgh Steelers	10/17/2010	L	10-28
Pittsburgh Steelers	1/20/2011	L	9-41
Regular Season Totals	56-60-0	.483	
Home	35-23-0	.603	
Away	21-37-0	.362	
Playoffs	0-2-0	.000	

RESULTS VS. ST. LOUIS RAMS

*Los Angeles Rams	12/24/1950	W	30-28
at Los Angeles Rams	10/7/1951	W	38-23
*at Los Angeles Rams	12/23/1951	L	17-24

Los Angeles Rams	9/28/1952	W	37-7
at Los Angeles Rams	12/26/1955	W	38-14
Los Angeles Rams	11/24/1957	W	45-31
at Los Angeles Rams	9/28/1958	W	30-27
Los Angeles Rams	9/29/1963	W	20-6
at Los Angeles Rams	12/12/1965	L	7-42
Los Angeles Rams	9/29/1968	L	6-24
at Los Angeles Rams	12/16/1973	L	17-30
Los Angeles Rams	11/27/1977	L	0-9
Los Angeles Rams	11/26/1978	W	30-19
at Los Angeles Rams	10/4/1981	L	16-27
at Los Angeles Rams	9/9/1984	L	17-20
Los Angeles Rams	10/26/1987	W	30-17
Los Angeles Rams	12/2/1990	L	23-38
at Los Angeles Rams	12/26/1993	W	42-14
at St. Louis Rams	10/24/1999	L	3-34
St. Louis Rams	12/8/2003	L	20-26
at St. Louis Rams	10/28/2007	W	27-20
Regular Season Totals	9-9-0		.500
Home	5-4-0		.556
Away	4-5-0		.444
Playoffs	2-1-0		.667

RESULTS VS. SAN DIEGO CHARGERS

San Diego Chargers	11/1/1970	L	10-27
at San Diego Chargers	11/13/1972	W	21-17
San Diego Chargers	10/28/1973	T	16-16
at San Diego Chargers	11/3/1974	L	35-36
San Diego Chargers	10/24/1976	W	21-17
at San Diego Chargers	12/4/1977	L	14-37
San Diego Chargers	9/7/1981	L	14-44
San Diego Chargers	12/5/1982	L	13-30
at San Diego Chargers	9/25/1983	W	30-24 OT
San Diego Chargers	9/29/1985	W	21-7
San Diego Chargers	12/21/1986	W	47-17
at San Diego Chargers	11/1/1987	L	24-27 OT
San Diego Chargers	9/23/1990	L	14-24
at San Diego Chargers	10/20/1991	W	30-24 OT
San Diego Chargers	11/15/1992	L	13-14
at San Diego Chargers	12/3/1995	L	13-31
at San Diego Chargers	12/5/1999	L	10-23
San Diego Chargers	10/7/2001	W	20-16
San Diego Chargers	10/19/2003	L	20-26
San Diego Chargers	12/19/2004	L	0-21
at San Diego Chargers	11/5/2006	L	25-32
San Diego Chargers	12/6/2009	L	23-30
Regular Season Totals	7-14-1		.341
Home	3-8-1		.292
Away	4-6-0		.400

RESULTS VS. SAN FRANCISCO 49ERS

San Francisco 49ers	11/12/1950	W	34-14
at San Francisco 49ers	9/30/1951	L	10-24
San Francisco 49ers	11/15/1953	W	23-21
at San Francisco 49ers	10/2/1955	W	38-3
San Francisco 49ers	11/29/1959	L	20-21
at San Francisco 49ers	12/15/1962	W	13-10
at San Francisco 49ers	11/3/1968	W	33-21
at San Francisco 49ers	9/27/1970	L	31-34
San Francisco 49ers	12/1/1974	W	7-0
San Francisco 49ers	9/3/1978	W	24-7
at San Francisco 49ers	11/15/1981	W	15-12
San Francisco 49ers	11/11/1984	L	7-41
at San Francisco 49ers	11/29/1987	L	24-38
at San Francisco 49ers	10/28/1990	L	17-20
San Francisco 49ers	9/13/1993	W	23-13
at San Francisco 49ers	9/21/2003	W	13-12
San Francisco 49ers	12/30/2007	W	20-7
Regular Season Totals	11-6-0		.647

Home	6-2-0	.750
Away	5-4-0	.556

RESULTS VS. SEATTLE SEAHAWKS

at Seattle Seahawks	12/18/1977	L	19-20
at Seattle Seahawks	12/3/1978	L	24-47
Seattle Seahawks	11/11/1979	L	24-29
at Seattle Seahawks	10/12/1980	W	27-3
at Seattle Seahawks	12/20/1981	L	21-42
at Seattle Seahawks	9/12/1982	W	21-7
Seattle Seahawks	10/2/1983	L	9-24
at Seattle Seahawks	9/3/1984	L	0-33
at Seattle Seahawks	12/8/1985	L	13-31
Seattle Seahawks	10/9/1988	L	10-16
at Seattle Seahawks	11/12/1989	W	17-7
at Seattle Seahawks	11/14/1993	L	5-22
Seattle Seahawks	12/24/1994	W	35-9
Seattle Seahawks	9/9/2001	L	6-9
at Seattle Seahawks	11/30/2003	L	7-34
Seattle Seahawks	11/4/2007	W	33-30 OT
Regular Season Totals	5-11-0		.313
Home	2-4-0		.333
Away	3-7-0		.300

RESULTS VS. TAMPA BAY BUCCANEERS

at Tampa Bay Buccaneers	11/21/1976	W	24-7
at Tampa Bay Buccaneers	9/28/1980	W	34-27
Tampa Bay Buccaneers	11/13/1983	W	20-0
at Tampa Bay Buccaneers	11/5/1989	W	42-31
Tampa Bay Buccaneers	9/10/1995	W	22-6
at Tampa Bay Buccaneers	10/13/2002	L	3-17
Tampa Bay Buccaneers	12/24/2006	L	7-22
at Tampa Bay Buccaneers	9/12/2010	L	14-17
Regular Season Totals	5-3-0		.625
Home	2-1-0		.667
Away	3-2-0		.600

RESULTS VS. TENNESSEE TITANS

Houston Oilers	11/22/1970	W	28-14
at Houston Oilers	12/7/1970	W	21-10
Houston Oilers	9/19/1971	W	31-0
at Houston Oilers	11/28/1971	W	37-24
at Houston Oilers	10/22/1972	W	23-17
Houston Oilers	11/5/1972	W	20-0
Houston Oilers	10/21/1973	W	42-13
at Houston Oilers	11/11/1973	W	23-13
Houston Oilers	9/22/1974	W	20-7
at Houston Oilers	12/15/1974	L	24-28
Houston Oilers	10/12/1975	L	10-40
at Houston Oilers	12/21/1975	L	10-21
at Houston Oilers	11/7/1976	W	21-7
Houston Oilers	12/5/1976	W	13-10
at Houston Oilers	10/16/1977	W	24-23
Houston Oilers	12/11/1977	L	15-19
Houston Oilers	10/1/1978	L	13-16
at Houston Oilers	11/5/1978	L	10-14
at Houston Oilers	9/30/1979	L	10-31
Houston Oilers	12/2/1979	W	14-7
Houston Oilers	9/15/1980	L	7-16
at Houston Oilers	11/30/1980	W	17-14
Houston Oilers	9/13/1981	L	3-9
at Houston Oilers	12/3/1981	L	13-17
at Houston Oilers	12/26/1982	W	20-14
Houston Oilers	10/30/1983	W	25-19 OT
at Houston Oilers	12/11/1983	L	27-34
Houston Oilers	11/25/1984	W	27-10
at Houston Oilers	12/16/1984	W	27-20
at Houston Oilers	10/13/1985	W	21-6
Houston Oilers	12/15/1985	W	28-21
at Houston Oilers	9/14/1986	W	23-20
Houston Oilers	11/30/1986	W	13-10 OT

Houston Oilers	10/11/1987	L	10-15	at Washington Redskins	12/5/1954	W	34-14
at Houston Oilers	11/22/1987	W	40-7	Washington Redskins	9/25/1955	L	17-27
at Houston Oilers	11/7/1988	L	17-24	at Washington Redskins	10/16/1955	W	24-14
Houston Oilers	12/18/1988	W	28-23	at Washington Redskins	10/21/1956	L	9-20
*Houston Oilers	12/24/1988	L	23-24	Washington Redskins	11/25/1956	L	17-20
Houston Oilers	10/29/1989	W	28-17	Washington Redskins	11/3/1957	W	21-17
at Houston Oilers	12/23/1989	W	24-20	at Washington Redskins	11/17/1957	T	30-30
Houston Oilers	11/18/1990	L	23-35	at Washington Redskins	11/16/1958	W	20-10
at Houston Oilers	12/9/1990	L	14-58	Washington Redskins	11/30/1958	W	21-14
at Houston Oilers	11/17/1991	L	24-28	Washington Redskins	10/25/1959	W	34-7
Houston Oilers	12/15/1991	L	14-17	at Washington Redskins	11/15/1959	W	31-17
at Houston Oilers	11/8/1992	W	24-14	at Washington Redskins	10/30/1960	W	31-10
Houston Oilers	12/20/1992	L	14-17	Washington Redskins	12/4/1960	W	27-16
Houston Oilers	11/21/1993	L	20-27	Washington Redskins	10/8/1961	W	31-7
at Houston Oilers	12/12/1993	L	17-19	at Washington Redskins	11/12/1961	W	17-6
at Houston Oilers	10/13/1994	W	11-8	Washington Redskins	9/23/1962	L	16-17
Houston Oilers	11/27/1994	W	34-10	at Washington Redskins	11/11/1962	L	9-17
at Houston Oilers	9/17/1995	W	14-7	Washington Redskins	9/15/1963	W	37-14
Houston Oilers	11/5/1995	L	10-37	at Washington Redskins	12/15/1963	W	27-20
at Tennessee Titans	9/19/1999	L	9-26	at Washington Redskins	9/13/1964	W	27-13
Tennessee Titans	11/28/1999	L	21-33	Washington Redskins	11/8/1964	W	34-24
at Tennessee Titans	11/19/2000	L	10-24	at Washington Redskins	9/19/1965	W	17-7
Tennessee Titans	12/17/2000	L	0-24	Washington Redskins	12/5/1965	W	24-16
Tennessee Titans	12/2/2001	L	15-31	at Washington Redskins	9/11/1966	W	38-14
at Tennessee Titans	12/30/2001	W	41-38	Washington Redskins	11/20/1966	W	14-3
at Tennessee Titans	9/22/2002	W	31-28 OT	Washington Redskins	11/26/1967	W	42-37
Tennessee Titans	11/6/2005	W	20-14	at Washington Redskins	12/8/1968	W	24-21
at Tennessee Titans	12/7/2008	L	9-28	Washington Redskins	9/28/1969	W	27-23
Regular Season Totals	33-27-0	.550		at Washington Redskins	12/19/1971	W	20-13
Home	15-14-0	.517		Washington Redskins	10/26/1975	L	7-23
Away	18-13-0	.581		Washington Redskins	10/14/1979	L	9-13
Playoffs	0-1-0	.000		Washington Redskins	10/27/1985	L	7-14

RESULTS VS. WASHINGTON REDSKINS

Washington Redskins	11/19/1950	W	20-14
at Washington Redskins	12/10/1950	W	45-21
Washington Redskins	10/14/1951	W	45-0
Washington Redskins	10/26/1952	W	19-15
at Washington Redskins	11/30/1952	W	48-24
at Washington Redskins	10/18/1953	W	30-14
Washington Redskins	11/1/1953	W	27-3
Washington Redskins	11/7/1954	W	62-3

at Washington Redskins	11/27/1988	W	17-13
at Washington Redskins	10/13/1991	L	17-42
Washington Redskins	10/3/2004	W	17-13
at Washington Redskins	10/19/2008	L	11-14
Regular Season Totals	33-10-1	.761	
Home	17-6-0	.739	
Away	16-4-1	.786	

NFL OVERTIME PROCEDURES

PRESEASON AND REGULAR SEASON – SUDDEN DEATH

The sudden death system of determining the winner shall prevail when the score is tied at the end of the regulation playing time of preseason and regular-season NFL games.

The team scoring first during overtime play shall be the winner and the game automatically ends upon any score (by safety, field goal, or touchdown) or when a score is awarded by Referee for a palpably unfair act.

- At the end of regulation time the Referee will immediately toss coin at center of field in accordance with rules pertaining to the usual pregame toss. The captain of the visiting team will call the toss prior to the coin being flipped.
- Following a three-minute intermission after the end of the regulation game, play will continue for one 15-minute period or until there is a score. Each team has two time outs. General timing provisions that apply for the fourth quarter will prevail. Try is not attempted if touchdown scored. Disqualified players are not allowed to return.
- Instant Replay: No challenges. Reviews to be initiated by the replay assistant.

POSTSEASON – MODIFIED SUDDEN DEATH

The system guarantees each team a possession or the opportunity to possess, unless the team that receives the opening kickoff scores a touchdown on its initial possession.

- At the end of regulation time the Referee will immediately toss coin at center of field in accordance with rules pertaining to the usual pregame toss. The captain of the visiting team will call the toss prior to the coin being flipped.
- Following a three-minute intermission after the end of the regulation game, play will be continued in 15-minute periods until a winner is declared. Each team must possess or have the opportunity to possess the ball unless the team that has the ball first scores a touchdown on its initial possession.

Play continues in sudden death until a winner is determined, and the game automatically ends upon any score (by safety, field goal, or touchdown) or when a score is awarded by Referee for a palpably unfair act. Each team has three time outs per half and all general timing provisions apply as during a regular game. Try is not attempted if touchdown scored. Disqualified players are not allowed to return.

- Instant Replay: No challenges. Reviews to be initiated by the replay assistant.

BROWNS NFL RANKING BY YARDS (SINCE 1971)

YEAR	OFFENSE			DEFENSE		
	TOTAL	RUSHING	PASSING	TOTAL	RUSHING	PASSING
1971	18	20	9	17	23	4
1972	19	19	21	16	24	3
1973	23	13	23	11	15	9
1974	20	14	23	23	25	8
1975	21	14	21	19	15	23
1976	10	9	11	9	4	13
1977	9	8	10	20	19	13
1978	5	5	8	25	11	28
1979	3	14	6	24	27	19
<hr/>						
1980	5	26	2	23	6	28
1981	4	20	4	16	18	15
1982	17	23	12	23	26	14
1983	10	19	6	9	14	9
1984	24	21	18	2	15	3
1985	21	8	25	9	10	12
1986	9	22	8	19	18	15
1987	9	21	5	3	2	8
1988	18	24	9	6	15	6
1989	16	21	11	7	10	9
<hr/>						
1990	25	28	12	17	23	15
1991	19	24	9	18	21	15
1992	18	19	17	14	7	19
1993	20	17	19	12	12	13
1994	16	14	19	7	13	7
1995	21	22	14	24	20	24
1999	31	31	29	31	31	11
<hr/>						
2000	31	30	30	26	29	12
2001	31	31	28	22	29	11
2002	23	23	18	21	27	15
2003	26	20	25	15	23	7
2004	28	23	25	15	32	5
2005	26	25	23	16t	30	4
2006	31	31	23	27	29	15
2007	8	10	12	30	27	24
2008	31	26	31	26	28	14
2009	32	8	32	31	28	29
<hr/>						
2010	29	20	29	22	27	18

BROWNS IN OVERTIME

Sept. 26, 1977 – Cleveland 30, New England 27, at Cleveland: Browns won coin toss. Brian Sipe threw a 22-yard pass to Dave Logan at Patriots' 19. Don Cockroft kicked a 35-yard field goal at 4:45.

Sept. 10, 1978 – Cleveland 13, Cincinnati 10, at Cleveland: Browns won toss. Larry Collins returned a kickoff 41 yards to the Browns' 47. Don Cockroft kicked a 27-yard field goal at 4:30.

Sept. 24, 1978 – Pittsburgh 15, Cleveland 9, at Pittsburgh: Steelers won toss. Bennie Cunningham scored on a 37-yard "gadget" pass from Terry Bradshaw at 3:43. Steelers started winning drive on their own 21.

Dec. 10, 1978 – Cleveland 37, New York Jets 34, at Cleveland: Browns won toss. Don Cockroft kicked a 22-yard field goal at 3:07.

Sept. 2, 1979 – Cleveland 25, New York Jets 22, at New York: Jets won toss. Pat Leahy's 43-yard field goal attempt was wide right at 4:41. Johnny Evans' punt was blocked by Donald Dykes and recovered by Tom Newton. Chuck Ramsey punted into the end zone for a touchback. Evans punted and Bruce Harper returned to the Jets' 24. Matt Robinson's pass was intercepted by Oliver Davis and returned 33 yards to Jets' 31. Don Cockroft kicked a 27-yard field goal at 14:45.

Nov. 18, 1979 – Cleveland 30, Miami 24, at Cleveland: Browns won toss. Brian Sipe passed 39 yards to Reggie Rucker for touchdown at 1:59.

Nov. 25, 1979 – Pittsburgh 33, Cleveland 30, at Pittsburgh: Browns won toss. Brian Sipe's pass was intercepted by Mel Blount on the Steelers' four. Terry Bradshaw's pass was intercepted by Ron Bolton on Browns' 12. Johnny Evans punted and Theo Bell returned to the Steelers' 17. Matt Bahr kicked a 37-yard field goal at 4:51.

Nov. 8, 1981 – Denver 23, Cleveland 20, at Denver: Browns won toss. Dennis Smith recovered Calvin Hill's fumble at the Denver 48. Craig Morton's 33-yard pass to Rick Upchurch and six-yard run by Dave Preston set up Fred Steinfort's 30-yard field goal at 4:10.

Sept. 25, 1983 – Cleveland 30, San Diego 24, at San Diego: Browns won toss. Harry Holt scored on 48-yard pass play from Brian Sipe at 1:53.

Oct. 30, 1983 – Cleveland 25, Houston 19, at Cleveland: Oilers won toss. Teams traded punts. Mike Whitwell intercepted Gifford Nielsen's pass and returned it to the Oilers' 20. Boyce Green scored a touchdown on next play at 6:34.

Dec. 2, 1984 – Cincinnati 20, Cleveland 17, at Cleveland: Browns won toss. Browns failed to get first down and Steve Cox punted 41 yards. John Simmons returned the punt 30 yards to the Browns' 35. Jim Breech kicked a 35-yard field goal at 4:34.

Sept. 8, 1985 – St. Louis 27, Cleveland 24, at Cleveland: Cardinals won toss. Ron Wolfley returned the kickoff 24 yards to the St. Louis 36. The Cardinals gained 46 yards in nine plays before Neil O'Donoghue kicked a 35-yard field goal at 5:27.

Nov. 23, 1986 – Cleveland 37, Pittsburgh 31, at Cleveland: Browns won toss. Following an exchange of possessions, Bernie Kosar threw a 36-yard touchdown pass to Webster Slaughter at 6:37.

Nov. 30, 1986 – Cleveland 13, Houston 10, at Cleveland: Houston won toss and elected to kickoff. The Browns' drive was stalled. Frank Minnifield intercepted Oliver Luck. The Browns' drive halted. Minnifield intercepted Luck again. Mark Moseley kicked a 29-yard field goal at 14:44.

Jan. 3, 1987 – Cleveland 23, N.Y. Jets 20 (2 OT), at Cleveland (AFC Divisional Playoffs): Jets won coin toss in first overtime. Dave Jennings punted to Browns' 26. Browns drove to Jets 5. Mark Moseley missed 23-yard field goal (wide right). Jennings punted to Browns 38. Jeff Gossett punted to Jets 19. Jennings punted to Browns 31. Moseley kicked 27-yard field goal following a 60-yard drive at 2:02 (2nd OT).

Jan. 11, 1987 – Denver 23, Cleveland 20, at Cleveland (AFC Championship): Browns won toss. Jeff Gossett punted to Gerald Wilhite, who returned the ball to the Denver 25. Rich Karlis kicked a 33-yard field goal at 5:48.

Nov. 1, 1987 – San Diego 27, Cleveland 24, at San Diego: Browns won toss. Bernie Kosar's pass intended for Ernest Byner was intercepted by Vencie Glenn. Vince Abbott kicked 33-yard field goal at 2:16.

Oct. 8, 1989 – Miami 13, Cleveland 10, at Miami: Browns won toss. Matt Bahr missed a 44-yard field goal wide left. Pete Stoyanovich kicked a 35-yard field goal at 8:37.

Nov. 19, 1989 – Cleveland 10, Kansas City 10, at Cleveland: Browns won toss. Each team had three possessions. Nick Lowery was short on a 47-yard field goal attempt at :17.

Dec. 10, 1989 – Indianapolis 23, Cleveland 17, at Indianapolis: Browns won toss. Matt Bahr missed a 35-yard field goal wide left. The Colts punted. Bernie Kosar's pass was intercepted by Mike Prior, who returns 58 yards for a TD at 4:06.

Dec. 17, 1989 – Cleveland 23, Minnesota 17, at Cleveland: Browns won toss. After both teams punted, Mike Pagel threw a 14-yard pass to Van Walters on a fake 31-yard field goal attempt at 5:30.

Oct. 20, 1991 – Cleveland 30, San Diego 24, at San Diego: Chargers won toss. The teams exchanged possessions. David Brandon scored on a 30-yard interception of John Friesz at 9:02.

Oct. 29, 1995 – Cleveland 29, Cincinnati 26, at Cincinnati: Browns won toss. On the Bengals' second possession, Carl Banks tipped a Jeff Blake pass into the hands of Dana Hall, who returned the ball to the Cincinnati 45. Earnest Byner raced 23 yards on a draw to set up Matt Stover's 28-yard field goal with 8:30 left in overtime.

Nov. 4, 2001 – Chicago 27, Cleveland 21, at Chicago: Bears won toss. The Browns shut down Chicago on the first series of overtime, forcing a Chicago punt. On the third play of Cleveland's first possession in overtime, Brian Robinson tipped a pass from Tim Couch and the ball was intercepted by Mike Brown, who returned it for the winning touchdown with 12:10 left in overtime.

Nov. 11, 2001 – Pittsburgh 15, Cleveland 12, at Cleveland: Steelers won toss. The Steelers took the opening kickoff and ran eight times for 58 yards, including 48 yards by Jerome Bettis, to set up a 32-yard field goal by Kris Brown with 9:38 remaining in overtime.

Sept. 22, 2002 – Cleveland 31, Tennessee 28, at Tennessee: Browns won the toss. Cleveland overcame a 14-point fourth quarter deficit to force overtime. The Browns took the opening kickoff and drove 65 yards on eight plays to set up a 33-yard field goal by Phil Dawson.

Sept. 29, 2002 – Pittsburgh 16, Cleveland 13, at Pittsburgh: Steelers won toss. Cleveland rookie LB Andra Davis intercepted Steelers' QB Tommy Maddox on Pittsburgh's first possession, but Browns K Phil Dawson missed a 45-yard field goal attempt. Pittsburgh answered with an 11-play, 52-yard drive, capped by a 31-yard field goal by K Todd Peterson. Peterson's first attempt at the game-winner on third down was blocked by the Browns but recovered by Pittsburgh behind the line of scrimmage to set up another fourth down kick.

Dec. 14, 2003 – Denver 23, Cleveland 20, at Denver: Browns won toss. Cleveland overcame an early 10-0 deficit in the 1st quarter as Browns' QB Tim Couch threw for 2 TDs in regulation. Denver stopped Cleveland in OT and orchestrated an 8-play, 46-yard drive as Broncos K Jason Elam connected on a 25-yard field goal.

Oct. 24, 2004 – Philadelphia 34, Cleveland 31, at Cleveland: Eagles won toss. QB Jeff Garcia sent the game to overtime with a 4-yard run with :30 left in the fourth quarter. The Browns forced a punt on the Eagles first possession of overtime but couldn't cross mid-field and gave the ball back to Philadelphia. Eagles K David Akers made a 50-yard field goal with 5:02 left in overtime.

Dec. 3, 2006 – Cleveland 31, Kansas City 28, at Cleveland: Kansas City won toss. The Browns scored two touchdowns in the final nine minutes of regulation to bring the game into overtime. Cleveland's defense held the Chiefs to a punt on their first overtime possession. The Browns drove 63 yards on their ensuing drive, which included a 33-yard run by quarterback Derek Anderson to set up Phil Dawson's game-winning 33-yard field goal at the 5:38 mark.

Nov. 4, 2007 – Cleveland 33, Seattle 30, at Cleveland: Seattle won toss. The Browns stopped Seahawks RB Maurice Morris for no gain on a fourth and one play from the Cleveland 44-yard line. After taking possession, the Browns moved the ball 49 yards in five plays and K Phil Dawson nailed a 25-yard game-winning field goal at the 9:19 mark.

Nov. 18, 2007 – Cleveland 33, Baltimore 30, at Baltimore: Cleveland won toss. Browns K Phil Dawson tied the game at the end of regulation on a 51-yard field goal that hit the back of the cross bar and bounced out. After consultation, the officials ruled the 51-yard field goal good, which sent the game to overtime. After winning the coin toss, the Browns moved the ball nine plays and Dawson nailed a game-winning 33-yard field goal at the 9:10 mark.

Oct. 4, 2009 – Cincinnati 23, Cleveland 20, at Cleveland: Cincinnati won toss. The Browns eliminated a 14-0 second quarter deficit, but Cincinnati K Shayne Graham connected on a 31-yard game-winning field goal with seven seconds left in overtime.

Nov. 14, 2010 – New York Jets 26, Cleveland 20, at Cleveland: N.Y. Jets won toss. Browns QB Colt McCoy completed 5 of 9 passes for 58 yards, during a 10-play drive capped off by a 3-yard touchdown pass to WR Mohamed Massaquoi to tie the game at 20-20 with 44 seconds remaining in regulation. After three unsuccessful series for both teams, the Jets closed the game on the first play of their next series with a 37-yard touchdown pass to WR Santonio Holmes with 24 seconds remaining in overtime.

NOTE: Cleveland's overtime record is 16-15-1 (17-16-1 including postseason). The Browns set a team record with four overtime games in 1989, tying for second most in NFL history. The Browns are 1-1 in postseason overtime games. Coin toss results (includes post-season): Browns won toss (10-8-1); Browns lost toss (7-7).

SHUTOUTS BY BROWNS

12/16/2007	vs. Buffalo Bills	8-0
11/20/2005	vs. Miami Dolphins	22-0
11/25/2001	vs. Cincinnati Bengals	18-0
9/18/1994	vs. Arizona Cardinals	32-0
12/1/1991	at Indianapolis Colts	31-0
9/8/1991	at New England Patriots	20-0
9/10/1989	at Pittsburgh Steelers	51-0
10/18/1987	at Cincinnati Bengals	34-0*
11/20/1983	at New England Patriots	30-0
11/13/1983	vs. Tampa Bay Buccaneers	20-0
12/1/1974	vs. San Francisco 49ers	7-0
11/5/1972	vs. Houston Oilers	20-0
9/19/1971	vs. Houston Oilers	31-0
10/25/1970	at Miami Dolphins	28-0
10/22/1967	vs. Chicago Bears	24-0
12/27/1964	vs. Baltimore Colts	27-0**
12/11/1960	vs. Chicago Bears	42-0
12/1/1957	vs. Chicago Cardinals	31-0
11/10/1957	vs. Pittsburgh Steelers	24-0
11/18/1956	at Philadelphia Eagles	16-0
11/21/1954	vs. Philadelphia Eagles	6-0
10/25/1953	at New York Giants	7-0
9/27/1953	at Green Bay Packers	27-0
12/7/1952	at Chicago Cardinals	10-0
12/9/1951	at Pittsburgh Steelers	28-0
11/18/1951	at New York Giants	10-0
10/21/1951	vs. Pittsburgh Steelers	17-0
10/14/1951	vs. Washington Redskins	45-0
9/24/1950	at Baltimore Colts	31-0

* replacement game, during 1987 players' strike

** NFL Championship Game

SHUTOUTS BY OPPONENTS

11/16/2009	vs. Baltimore Ravens	0-16
12/28/2008	at Pittsburgh Steelers	0-31
12/21/2008	vs. Cincinnati Bengals	0-14
11/26/2006	vs. Cincinnati Bengals	0-30
12/24/2005	vs. Pittsburgh Steelers	0-41
12/19/2004	vs. San Diego Chargers	0-21
12/21/2003	vs. Baltimore Ravens	0-35
12/17/2000	vs. Tennessee Titans	0-24
12/3/2000	at Jacksonville Jaguars	0-48
10/22/2000	at Pittsburgh Steelers	0-22
10/1/2000	vs. Baltimore Ravens	0-12
9/12/1999	vs. Pittsburgh Steelers	0-43
9/27/1992	vs. Denver Broncos	0-12
12/23/1990	at Pittsburgh Steelers	0-35
11/4/1990	vs. Buffalo Bills	0-42
9/30/1990	at Kansas City Chiefs	0-34
12/3/1989	vs. Cincinnati Bengals	0-21
9/3/1984	at Seattle Seahawks	0-33
11/27/1977	vs. Los Angeles Rams	0-9
12/3/1972	at Pittsburgh Steelers	0-30
10/15/1972	vs. Chicago Bears	0-17
10/24/1971	vs. Denver Broncos	0-27
12/29/1968	vs. Baltimore Colts	0-34**
12/21/1958	at New York Giants	0-10#
10/1/1950	vs. New York Giants	0-6

Playoff Game

**NFL Championship Game

The Browns have won 29 NFL games by shutout and lost 24. Cleveland registered eight shutouts in the AAFC and was never shutout.

BROWNS PLAYER BIRTHDAYS

January

- 3 Evan Moore
- 7 Jarrod Shaw
- 8 Brian Smith
- 21 Peyton Hillis
- 23 Phil Dawson
- 26 Reggie Hodges

February

- 1 Montario Hardesty
- 2 Quinn Porter
- 3 Scott Paxson
- 5 Johnathan Haggerty
- 20 Ramzee Robinson
- 22 Dominic Alford

March

- 3 Derreck Robinson
- 10 Auston English
- 11 Evan Frosch
- 15 Jayme Mitchell
- 19 Sheldon Brown
- 24 Mike Adams
- 24 John Greco
- 27 Titus Brown
- 28 Demetrius Williams

April

- 4 Eric Steinbach
- 6 Carlton Mitchell
- 7 Phil Taylor
- 11 Archie Donald
- 11 Calton Ford
- 14 Joe Haden
- 15 Phil Trautwein
- 15 Billy Yates
- 17 Benjamin Jacobs
- 24 Rod Windsor
- 25 Richmond McGee
- 26 Buster Skrine
- 27 Juan Nunez
- 28 Scott Fujita

May

- 7 Armond Smith
- 8 Usama Young
- 10 Jabaal Sheard
- 11 Ko Quaye
- 22 Alex Smith
- 30 Greg Little

June

- 2 Sidney Tarver
- 9 Joshua Cribbs
- 18 Dimitri Patterson
- 23 Jabari Fletcher

July

- 17 DeAngelo Smith
- 25 Ahtyba Rubin
- 26 Marcus Benard

August

- 3 Tony Pashos
- 6 Seneca Wallace
- 8 Jordan Cameron
- 10 Kyle Anderson
- 20 Brian Schaefering
- 22 Eric Gordon

September

- 5 Colt McCoy
- 5 Jason Pinkston
- 6 Andre Carroll
- 7 L.J. Castile
- 12 Brian Sanford
- 15 Eric Hagg
- 21 Jarret Brown
- 26 D'Owell Jackson
- 29 Jordan Norwood

October

- 1 Ryan Pontbriand
- 2 Brandon Jackson
- 2 Troy Weatherhead
- 4 Owen Marecic
- 6 Chris Matthews
- 21 Ray Ventrone
- 22 Jeff Wolfert
- 26 Shawn Lauvao
- 31 Pat Murray

November

- 5 Darian Hagan
- 9 Tyler Clutts
- 9 James Dockery
- 15 Coye Francies
- 16 Chris Gocong
- 19 Alex Mack
- 24 Mohamed Massaquoi
- 25 Steve Octavien

December

- 3 Brian Robiskie
- 4 Joe Thomas
- 10 Brannndon Braxton
- 12 T.J. Ward
- 18 Benjamin Watson
- 20 Carl Gettis
- 22 Travis Ivey
- 27 Kaluka Maiava
- 28 Steve Vallos

BROWNS ON PRIME TIME BY YEAR

1970s

Sept. 21, 1970Cleveland 31, New York Jets 21	at Cleveland
Dec. 7, 1970Cleveland 21, Houston 10	at Houston
Oct. 4, 1971Oakland 34, Cleveland 20	at Cleveland
Nov. 13, 1972Cleveland 21, San Diego 17	at San Diego
Oct. 15, 1973Miami 17, Cleveland 9	at Cleveland
Sept. 26, 1977Cleveland 30, New England 27 (OT)	at Cleveland
Sept. 24, 1979Cleveland 26, Dallas 7	at Cleveland

1980s

Sept. 15, 1980Houston 16, Cleveland 7	at Cleveland
Nov. 3, 1980Cleveland 27, Chicago 21	at Cleveland
Sept. 7, 1981San Diego 44, Cleveland 14	at Cleveland
Dec. 3, 1981Houston 17, Cleveland 13	at Houston
Sept. 15, 1983Cleveland 17, Cincinnati 7	at Cleveland
Sept. 16, 1984#Denver 24, Cleveland 14	at Cleveland
Sept. 16, 1985Cleveland 17, Pittsburgh 7	at Cleveland
Sept. 18, 1986**Cincinnati 30, Cleveland 13	at Cleveland
Nov. 10, 1986Cleveland 26, Miami 16	at Cleveland
Oct. 26, 1987Cleveland 30, L.A. Rams 17	at Cleveland
Nov. 29, 1987#San Francisco 38, Cleveland 14	at San Francisco
Sept. 19, 1988Cleveland 23, Indianapolis 17	at Cleveland
Nov. 7, 1988Houston 24, Cleveland 17	at Houston
Dec. 12, 1988Miami 38, Cleveland 31	at Miami
Sept. 25, 1989Cincinnati 21, Cleveland 14	at Cincinnati
Oct. 23, 1989Cleveland 27, Chicago 7	at Cleveland
Dec. 23, 1989##Cleveland 24, Houston 20	at Houston

1990s

Oct. 8, 1990Cleveland 30, Denver 29	at Denver
Oct. 22, 1990Cincinnati 34, Cleveland 13	at Cleveland
Nov. 17, 1991#Houston 28, Cleveland 24	at Houston
Sept. 14, 1992Miami 27, Cleveland 23	at Cleveland
Sept. 13, 1993Cleveland 23, San Francisco 13	at Cleveland
Oct. 13, 1994**Cleveland 11, Houston 8	at Houston
Oct. 2, 1995Buffalo 22, Cleveland 19	at Cleveland
Nov. 13, 1995Pittsburgh 20, Cleveland 3	at Pittsburgh
Sept. 12, 1999#Pittsburgh 43, Cleveland 0	at Cleveland

2000s

Oct. 6, 2002#Baltimore 26, Cleveland 21	at Cleveland
Oct. 5, 2003#Cleveland 33, Pittsburgh 13	at Pittsburgh
Dec. 8, 2003St. Louis 26, Cleveland 20	at Cleveland
Nov. 7, 2004#Baltimore 27, Cleveland 13	at Baltimore
Dec. 26, 2004#Miami 10, Cleveland 7	at Miami
Nov. 13, 2005#Pittsburgh 34, Cleveland 21	at Pittsburgh
Dec. 7, 2006**Pittsburgh 27, Cleveland 7	at Pittsburgh
Sept. 14, 2008#Pittsburgh 10, Cleveland 6	at Cleveland
Oct. 13, 2008Cleveland 35, New York Giants 14	at Cleveland
Nov. 6, 2008**Denver 34, Cleveland 30	at Cleveland
Nov. 17, 2008Cleveland 29, Buffalo 27	at Buffalo
Dec. 15, 2008Philadelphia 30, Cleveland 10	at Philadelphia
Nov. 16, 2009Baltimore 16, Cleveland 0	at Cleveland
Dec. 10, 2009**Cleveland 13, Pittsburgh 6	at Cleveland

* First game ever on Monday Night Football

Monday Nights Except: **Thursday Night, #Sunday Night, ##Saturday Night

BROWNS ON PRIME TIME BY DAY

MONDAY NIGHT (15-14)

*Sept. 21, 1970Cleveland 31, New York Jets 21	at Cleveland
Dec. 7, 1970Cleveland 21, Houston 10	at Houston
Oct. 4, 1971Oakland 34, Cleveland 20	at Cleveland
Nov. 13, 1972Cleveland 21, San Diego 17	at San Diego
Oct. 15, 1973Miami 17, Cleveland 9	at Cleveland
Sept. 26, 1977Cleveland 30, New England 27 (OT)	at Cleveland
Sept. 24, 1979Cleveland 26, Dallas 7	at Cleveland
Sept. 15, 1980Houston 16, Cleveland 7	at Cleveland
Nov. 3, 1980Cleveland 27, Chicago 21	at Cleveland
Sept. 7, 1981San Diego 44, Cleveland 14	at Cleveland
Sept. 16, 1985Cleveland 17, Pittsburgh 7	at Cleveland
Nov. 10, 1986Cleveland 26, Miami 16	at Cleveland
Oct. 26, 1987Cleveland 30, L.A. Rams 17	at Cleveland
Sept. 19, 1988Cleveland 23, Indianapolis 17	at Cleveland
Nov. 7, 1988Houston 24, Cleveland 17	at Houston
Dec. 12, 1988Miami 38, Cleveland 31	at Miami
Sept. 25, 1989Cincinnati 34, Cleveland 13	at Cincinnati
Oct. 23, 1989Cincinnati 21, Cleveland 14	at Cincinnati
Oct. 23, 1989Cleveland 27, Chicago 7	at Cleveland
Oct. 8, 1990Cleveland 30, Denver 29	at Denver
Oct. 22, 1990Cincinnati 34, Cleveland 13	at Cleveland
Sept. 14, 1992Miami 27, Cleveland 23	at Cleveland
Sept. 13, 1993Cleveland 23, San Francisco 13	at Cleveland
Oct. 2, 1995Buffalo 22, Cleveland 19	at Cleveland
Nov. 13, 1995Pittsburgh 20, Cleveland 3	at Pittsburgh
Dec. 8, 2003St. Louis 26, Cleveland 20	at Cleveland
Oct. 13, 2008Cleveland 35, New York Giants 14	at Cleveland
Nov. 17, 2008Cleveland 29, Buffalo 27	at Buffalo
Dec. 15, 2008Philadelphia 30, Cleveland 10	at Philadelphia
Nov. 16, 2009Baltimore 16, Cleveland 0	at Cleveland

SUNDAY NIGHT (1-9)

Sept. 16, 1984Denver 24, Cleveland 14	at Cleveland
Nov. 29, 1987San Francisco 38, Cleveland 24	at San Francisco
Nov. 17, 1991Houston 28, Cleveland 24	at Houston
Sept. 12, 1999Pittsburgh 43, Cleveland 0	at Cleveland
Oct. 6, 2002Baltimore 26, Cleveland 21	at Cleveland
Oct. 5, 2003Cleveland 33, Pittsburgh 13	at Pittsburgh
Nov. 7, 2004Baltimore 27, Cleveland 13	at Baltimore
Dec. 26, 2004Miami 10, Cleveland 7	at Miami
Nov. 13, 2005Pittsburgh 34, Cleveland 21	at Pittsburgh
Sept. 14, 2008Pittsburgh 10, Cleveland 6	at Cleveland

SATURDAY NIGHT (1-0)

Dec. 23, 1989Cleveland 24, Houston 20	at Houston
---------------	-------------------------------	------------

THURSDAY NIGHT (3-4)

Dec. 3, 1981Houston 17, Cleveland 13	at Houston
Sept. 15, 1983Cleveland 17, Cincinnati 7	at Cleveland
Sept. 18, 1986Cincinnati 30, Cleveland 13	at Cleveland
Oct. 13, 1994Cleveland 11, Houston 8	at Houston
Dec. 7, 2006Pittsburgh 27, Cleveland 7	at Pittsburgh
Nov. 6, 2008Denver 34, Cleveland 30	at Cleveland
Dec. 10, 2009Cleveland 13, Pittsburgh 6	at Cleveland

* First-ever game on Monday Night Football

OVERALL PRIME TIME GAMES

Overall Prime Time Games	20-27
Home.....	13-15
Road.....	7-12
Monday Night	15-14
Home.....	11-9
Road.....	4-5
Sunday Night	1-9
Home.....	0-4
Road.....	1-5

Saturday Night	1-0
Home.....	0-0
Road.....	1-0
Thursday Night	3-4
Home.....	2-2
Road.....	1-2

ALL-TIME PRESEASON RESULTS

1946 (1-0)

8/30 Brooklyn Dodgers at Akron (35,964).....35-20

1947 (1-0)

8/29 Baltimore Colts at Akron (35,106).....28-0

1948 (1-1)

8/22 Buffalo Bisons at Akron (28,069).....35-21

8/27 Baltimore Colts at Toledo (13,433).....17-21

1949 (2-0-1)

8/14 Chicago Hornets at Toledo (13,500).....21-0

8/19 San Francisco 49ers (31,157).....21-21

8/26 New York Yankees at Akron (19,441).....28-21

1950 (5-0)

8/12 Green Bay Packers at Toledo (10,000).....38-7

8/19 Baltimore Colts at Cincinnati (21,000).....34-7

8/25 Detroit Lions at Akron (23,670).....35-14

9/1 Chicago Bears (51,076).....27-23

9/4 Pittsburgh Steelers at Buffalo (15,259).....41-31

1951 (4-1)

8/17 College All-Stars (92,180).....33-0

8/25 New York Yankees at Akron (25,820).....52-0

9/4 at Detroit Lions (35,165).....20-21

9/9 at Chicago Bears (67,342).....32-21

9/14 Los Angeles Rams (38,851).....7-6

1952 (2-2)

8/23 at Green Bay Packers (22,215).....21-14

8/29 Chicago Bears (37,976).....14-7

9/6 Detroit Lions at Syracuse (26,000).....21-28

9/13 San Francisco 49ers at Akron (30,119).....31-35

1953 (4-1-1)

8/23 at San Francisco 49ers (36,273).....20-7

8/28 at Los Angeles Rams (21,440).....9-27

9/4 at Detroit Lions (39,985).....24-24

9/7 Baltimore Colts at Akron (20,000).....23-21

9/11 at Chicago Bears (36,796).....20-14

9/19 Green Bay Packers (22,336).....21-13

1954 (2-3)

8/21 at Green Bay Packers (15,747).....14-13

8/27 at Los Angeles Rams (58,567).....10-38

9/5 at San Francisco 49ers (46,877).....21-38

9/10 Detroit Lions at Dallas (42,000).....31-56

9/18 Chicago Bears (17,631).....35-7

1955 (1-5)

8/12 College All-Stars (75,000).....27-30

8/20 Green Bay Packers at Akron (22,000).....13-7

8/28 at San Francisco 49ers (41,604).....14-17

9/2 Los Angeles Rams (35,948).....21-38

9/10 Detroit Lions (29,581).....3-19

9/15 at Chicago Bears (43,067).....21-24

1956 (2-5)

8/10 College All-Stars (75,000).....26-0

8/19 at San Francisco 49ers (38,741).....17-28

8/24 at Los Angeles Rams (40,175).....6-17

9/1 Green Bay Packers (15,456).....20-21

9/7 at Detroit Lions (48,105).....0-17

9/15 Detroit Lions at Akron (28,201).....14-31

9/21 at Chicago Bears (56,543).....24-14

1957 (2-4)

8/14 at Detroit Lions (40,150).....10-20

8/24 Pittsburgh Steelers at Akron (26,669).....28-13

9/1 at San Francisco 49ers (32,840).....17-21

9/6 at Los Angeles Rams (45,011).....14-20

9/14 Detroit Lions (34,369).....23-7

9/20 at Chicago Bears (47,354).....3-29

1958 (3-3)

8/16 Pittsburgh Steelers at Akron (27,202).....10-0

8/22 at Detroit Lions (36,662).....7-17

8/29 at Los Angeles Rams (41,387).....13-10

9/7 at San Francisco 49ers (31,339).....16-21

9/12 at Chicago Bears (52,669).....31-42

9/20 Detroit Lions (35,343).....41-7

1959 (2-4)

8/11 at Pittsburgh Steelers (27,432).....20-34

8/22 Detroit Lions at Akron (22,654).....3-9

8/30 at San Francisco 49ers (24,737).....14-17

9/5 at Los Angeles Rams (55,883).....27-24

9/13 at Detroit Lions (33,435).....28-31

9/19 Chicago Bears (25,316).....33-31

1960 (5-1)

8/13 at Detroit Lions (24,620).....28-14

8/18 at Pittsburgh Steelers (16,360).....27-24

8/27 at Los Angeles Rams (48,175).....17-22

9/3 San Francisco 49ers at Portland (25,898).....26-24

9/10 Chicago Bears at Akron (21,568).....16-10

9/17 Detroit Lions (25,911).....14-10

1961 (3-2)

8/11 at Detroit Lions (25,602).....7-35

8/20 at San Francisco 49ers (38,759).....27-24

8/25 at Los Angeles Rams (40,086).....34-17

9/1 Pittsburgh Steelers at Akron (27,758).....38-6

9/7 Detroit Lions (41,374).....17-35

1962 (5-0)

8/11 at Detroit Lions (34,241).....17-14

8/18 Pittsburgh Steelers (77,683).....33-10

8/25 San Francisco 49ers at Portland (27,161).....34-27

9/1 at Los Angeles Rams (43,118).....26-24

9/7 at Chicago Bears (57,878).....28-24

1963 (2-3)

8/10 at Detroit Lions (37,248).....10-24

8/17 Baltimore Colts (83,218).....7-21

8/25 at San Francisco 49ers (28,335).....24-7

8/31 at Los Angeles Rams (45,623).....23-14

9/7 Pittsburgh Steelers at Canton (18,462).....7-16

1964 (4-1)

8/9 at San Francisco 49ers (27,404).....7-26

8/15 at Los Angeles Rams (43,183).....56-31

8/22 Pittsburgh Steelers at Akron (27,255).....42-7

8/28 at Detroit Lions (36,946).....35-14

9/5 Green Bay Packers (83,736).....20-17

1965 (5-1)

8/6 College All-Stars (68,000).....24-16

8/15 at San Francisco 49ers (22,000).....37-21

8/21 at Los Angeles Rams (29,508).....21-19

8/29 at Detroit Lions (28,803).....28-14

9/4 Green Bay Packers (83,118).....14-30

9/11 Pittsburgh Steelers at Akron (23,162).....28-16

1966 (3-2)

8/6	at Los Angeles Rams (63,285)	6-16
8/14	at San Francisco 49ers (27,867)	28-17
8/20	at Atlanta Falcons (48,548)	42-3
8/26	Baltimore Colts (83,418)	17-24
9/3	Pittsburgh Steelers at Birmingham (23,590)	13-10

1967 (1-5)

8/5	Philadelphia Eagles at Canton (17,500)	13-28
8/13	at San Francisco 49ers (27,482)	14-42
8/19	at Los Angeles Rams (36,942)	17-24
8/25	at Atlanta Falcons (52,240)	31-34
9/2	Green Bay Packers (84,236)	21-30
9/10	at Minnesota Vikings (40,012)	42-14

1968 (2-3)

8/9	at Los Angeles Rams (64,020)	21-23
8/18	at San Francisco 49ers (26,801)	31-17
8/24	at New Orleans Saints (70,045)	27-40
8/30	at Buffalo Bills (45,448)	22-12
9/7	Green Bay Packers (84,918)	9-31

1969 (3-2-1)

8/10	San Francisco 49ers at Seattle (32,219)	21-16
8/16	at Los Angeles Rams (54,937)	10-7
8/23	at San Diego Chargers (36,005)	19-19
8/30	Green Bay Packers (85,532)	17-27
9/6	at Washington Redskins (45,994)	20-10
9/10	Minnesota Vikings at Akron (28,561)	16-23

1970 (2-4)

8/8	at Los Angeles Rams (71,559)	17-30
8/15	San Francisco 49ers at Tampa (41,851)	17-10
8/22	Kansas City Chiefs at Memphis (31,532)	13-16
8/29	at Cincinnati Bengals (57,112)	24-31
9/5	Minnesota Vikings (83,043)	21-24
9/12	at New York Giants (62,461)	30-29

1971 (1-5)

8/8	at San Francisco 49ers (40,000)	24-38
8/13	at Los Angeles Rams (52,503)	5-17
8/20	at Dallas Cowboys (69,099)	15-16
8/28	Chicago Bears at South Bend (43,568)	19-20
9/4	New York Giants (82,710)	30-7
9/10	at St. Louis Cardinals (46,171)	13-27

1972 (0-6)

8/4	at Los Angeles Rams (64,803)	3-13
8/13	at San Francisco 49ers (58,364)	13-20
8/20	Detroit Lions at Ann Arbor (58,422)	7-34
8/26	Minnesota Vikings (70,583)	17-20
9/3	Cincinnati Bengals at Columbus (84,816)	21-27
9/10	at New York Giants (60,152)	21-28

1973 (2-3-1)

8/6	San Francisco 49ers (65,707)	16-27
8/11	at Los Angeles Rams (54,385)	21-21
8/19	Cincinnati Bengals at Columbus (73,421)	24-6
8/25	Atlanta Falcons at Knoxville (40,831)	20-17
9/1	Detroit Lions (64,088)	13-16
9/8	New York Giants at Akron (30,751)	10-21

1974 (2-4)

8/2	at Los Angeles Rams (28,021)	21-24
8/12	San Francisco 49ers (24,008)	21-20
8/17	Baltimore Colts at Tampa (25,116)	3-37
8/24	Washington Redskins (44,528)	17-20
9/1	Cincinnati Bengals at Columbus (36,326)	21-17
9/7	at Detroit Lions (42,905)	7-21

1975 (2-4)

8/10	at San Francisco 49ers (45,560)	13-17
8/16	Philadelphia Eagles (35,769)	14-6
8/22	at Washington Redskins (15,513)	14-23
9/1	Buffalo Bills (31,155)	20-34
9/7	New York Giants at Seattle (20,000)	24-20
9/13	Detroit Lions (32,341)	24-27

1976 (4-2)

7/31	Baltimore Colts at Lincoln (20,304)	0-21
8/7	Atlanta Falcons at Stillwater (24,227)	31-7
8/16	Minnesota Vikings (44,336)	31-7
8/23	at Philadelphia Eagles (20,600)	21-17
8/30	New England Patriots (36,016)	30-27
9/3	at Buffalo Bills (37,951)	10-28

1977 (3-3)

8/8	Washington Redskins (32,554)	14-16
8/13	at Minnesota Vikings (45,370)	33-34
8/19	St. Louis Cardinals (31,308)	19-10
8/25	Chicago Bears (36,598)	14-7
9/3	at Green Bay Packers (53,180)	19-14
9/9	at Detroit Lions (49,168)	20-24

1978 (2-2)

8/7	New York Giants (30,636)	7-21
8/12	at Buffalo Bills (23,241)	20-10
8/21	Detroit Lions (31,345)	14-10
8/27	at New England Patriots (42,696)	10-21

1979 (2-2)

8/4	at New York Giants (30,905)	7-27
8/11	Baltimore Colts (43,056)	24-3
8/18	at Detroit Lions (55,623)	10-21
8/24	at Washington Redskins (40,039)	21-9

1980 (1-3)

8/9	at Kansas City Chiefs (38,055)	0-42
8/18	Washington Redskins (54,986)	3-12
8/23	at Chicago Bears (57,688)	33-31
8/30	at Minnesota Vikings (47,262)	16-38

1981 (2-3)

8/1	Atlanta Falcons at Canton (23,921)	24-10
8/8	Pittsburgh Steelers (78,610)	31-35
8/15	at Buffalo Bills (32,306)	13-10
8/22	Buffalo Bills (41,495)	20-31
8/29	at Green Bay Packers (56,191)	18-35

1982 (4-0)

8/14	at Detroit Lions (54,275)	17-16
8/19	Los Angeles Rams (60,794)	26-23
8/28	at New Orleans Saints (55,689)	20-17
9/4	at Los Angeles Raiders (38,840)	27-10

1983 (3-1)

8/6	at Green Bay Packers (41,866)	21-20
8/13	at Buffalo Bills (25,886)	27-10
8/20	at Denver Broncos (73,244)	10-19
8/26	Los Angeles Raiders (61,844)	20-17

1984 (1-3)

8/4	Pittsburgh Steelers (47,381)	14-31
8/13	at Los Angeles Rams (41,882)	21-10
8/18	at Kansas City Chiefs (33,074)	13-31
8/23	at Philadelphia Eagles (40,030)	19-20

1985 (2-2)

8/10	at San Diego Chargers (42,300)	7-12
8/17	Philadelphia Eagles (46,236)	28-14
8/24	at Buffalo Bills (23,145)	31-28
8/30	Los Angeles Raiders (44,926)	7-26

1986 (4-0)

8/9	Buffalo Bills (58,982)	19-17
8/15	at Miami Dolphins (50,815)	17-10
8/23	at Atlanta Falcons (33,637)	27-21
8/28	at Los Angeles Raiders (57,780)	25-22

1987 (3-1)

8/15	St. Louis Cardinals (78,650)	31-16
8/22	at New York Giants (41,008)	10-24
8/29	at Atlanta Falcons (35,960)	23-3
9/5	Green Bay Packers at Milwaukee (37,707)	(OT) 30-24

1988 (3-1)

8/6	Detroit Lions (78,065)	13-10
8/13	at Tampa Bay Buccaneers (50,074)	23-3
8/18	New York Jets at Montreal (39,112)	7-11
8/26	New York Giants (71,129)	17-13

1989 (1-4)

8/6	Philadelphia Eagles at London (73,677)	13-17
8/12	at Detroit Lions (44,536)	25-24
8/19	Pittsburgh Steelers (71,939)	21-24
8/26	at Phoenix Cardinals (36,667)	7-21
9/2	Tampa Bay Buccaneers (62,486)	10-27

1990 (1-4)

8/4	Chicago Bears at Canton (23,952)	0-13
8/11	at Green Bay Packers (52,625)	25-10
8/19	Minnesota Vikings (60,989)	20-23
8/25	Washington Redskins (62,444)	13-31
9/1	at New York Giants (33,148)	10-28

1991 (2-2)

8/5	Tampa Bay Buccaneers (64,753)	10-23
8/10	New York Giants (54,445)	16-10
8/16	at Washington Redskins (51,137)	(OT) 24-21
8/23	at Minnesota Vikings (45,925)	7-31

1992 (2-2)

8/8	Atlanta Falcons (59,566)	7-0
8/15	at New York Giants (46,788)	7-16
8/24	Minnesota Vikings (55,755)	3-56
8/28	at Tampa Bay Buccaneers (40,883)	24-3

1993 (2-2)

8/9	at Washington Redskins (36,455)	12-41
8/14	New England Patriots at Toronto (33,012)	12-9
8/21	Los Angeles Rams (51,361)	21-10
8/27	at Tampa Bay Buccaneers (45,668)	20-23

1994 (3-1)

8/6	at New York Giants (59,684)	24-15
8/13	Detroit Lions (47,455)	16-7
8/19	Atlanta Falcons (51,602)	28-7
8/25	at Indianapolis Colts (39,052)	7-24

1995 (2-2)

8/6	New York Giants (45,046)	13-19
8/14	Chicago Bears (49,891)	55-13
8/19	at Atlanta Falcons (41,813)	10-19
8/25	at Arizona Cardinals (40,903)	31-17

1999 (2-3)

8/9	Dallas Cowboys at Canton (25,156)	(OT) 20-17
8/14	at Tampa Bay Buccaneers (63,963)	3-30
8/21	Minnesota Vikings (71,398)	17-24
8/28	Chicago Bears (72,388)	35-24
9/2	at Philadelphia Eagles (64,978)	17-30

2000 (1-3)

7/30	Philadelphia Eagles (72,518)	33-22
8/12	at Chicago Bears (66,944)	6-19
8/19	Washington Redskins (71,818)	0-24
8/26	at Green Bay Packers (59,687)	33-34

2001 (2-2)

8/11	Green Bay Packers (71,218)	10-3
8/18	Tampa Bay Buccaneers (72,018)	7-6
8/24	at Washington Redskins (67,014)	25-27
8/31	at Carolina Panthers (70,444)	(OT) 20-23

2002 (2-2)

8/10	at Minnesota Vikings (63,532)	27-15
8/17	Detroit Lions (70,218)	24-23
8/26	at Green Bay Packers (62,668)	20-27
8/30	Carolina Panthers (68,718)	19-20

2003 (1-3)

8/9	at Tennessee Titans (68,809)	6-10
8/15	Green Bay Packers (70,348)	31-38
8/23	at Detroit Lions (59,333)	17-38
8/28	Atlanta Falcons (69,618)	20-9

2004 (3-1)

8/14	at Tennessee Titans (68,809)	3-24
8/21	Detroit Lions (67,771)	17-10
8/28	at Kansas City Chiefs (76,086)	21-19
9/3	Chicago Bears (69,393)	24-10

2005 (3-1)

8/13	New York Giants (67,429)	17-14
8/20	at Detroit Lions (58,371)	21-13
8/26	Carolina Panthers (69,512)	20-23
9/1	at Chicago Bears (60,346)	16-6

2006 (2-2)

8/10	at Philadelphia Eagles (67,249)	7-20
8/18	Detroit Lions (68,112)	20-16
8/26	at Buffalo Bills (70,989)	20-17
8/31	Chicago Bears (69,366)	7-20

2007 (3-1)

8/11	Kansas City Chiefs (70,067)	16-12
8/18	Detroit Lions (69,761)	20-23
8/25	at Denver Broncos (75,361)	17-16
8/30	at Chicago Bears (61,917)	19-9

2008 (0-4)

8/7	New York Jets (70,668)	20-24
8/18	at New York Giants (79,207)	34-37
8/23	at Detroit Lions (44,456)	6-26
8/28	Chicago Bears (70,880)	10-16

2009 (2-2)

8/15	at Green Bay (69,091)	0-17
8/22	Detroit Lions (67,154)	27-10
8/29	Tennessee Titans (67,400)	23-17
9/3	at Chicago Bears (61,583)	23-26

2010 (2-2)

8/14	at Green Bay (68,958)	27-24
8/21	St. Louis Rams (58,250)	17-19
8/28	at Detroit Lions (36,444)	27-35
9/2	Chicago Bears (62,299)	13-10

ALL-TIME REGULAR SEASON RESULTS

1946 (12-2)

COACH: Paul Brown

1ST WESTERN DIVISION

DATE	RESULT	OPPONENT	ATT
9/6	W, 44-0	Miami Seahawks	60,135
9/13	W, 20-6	at Chicago Rockets	51,962
9/22	W, 28-0	at Buffalo Bisons	30,302
9/29	W, 24-7	New York Yankees	57,084
10/6	W, 26-7	Brooklyn Dodgers	43,713
10/12	W, 7-0	at New York Yankees	34,252
10/20	W, 31-14	Los Angeles Dons	71,134
10/27	L, 20-34	San Francisco 49ers	70,385
11/3	L, 16-17	at Los Angeles Dons	24,800
11/10	W, 14-7	at San Francisco 49ers	41,061
11/17	W, 51-14	Chicago Rockets	60,457
11/24	W, 42-17	Buffalo Bisons	37,054
12/3	W, 34-0	at Miami Seahawks	9,083
12/8	W, 66-14	at Brooklyn Dodgers	14,600

CHAMPIONSHIP

12/22	W, 14-9	New York Yankees	40,469
-------	---------	------------------	--------

1947 (12-1-1)

COACH: Paul Brown

1ST WESTERN DIVISION

DATE	RESULT	OPPONENT	ATT
9/5	W, 30-14	Buffalo Bills	63,263
9/12	W, 55-7	at Brooklyn Dodgers	18,876
9/21	W, 28-0	Baltimore Colts	44,257
9/26	W, 41-21	at Chicago Rockets	18,450
10/5	W, 26-17	New York Yankees	80,067
10/12	L, 10-13	Los Angeles Dons	63,124
10/19	W, 31-28	Chicago Rockets	35,266
10/26	W, 14-7	at San Francisco 49ers	54,483
11/2	W, 28-7	at Buffalo Bills	43,167
11/9	W, 13-12	Brooklyn Dodgers	30,279
11/16	W, 37-14	San Francisco 49ers	76,504
11/23	T, 28-28	at New York Yankees	70,060
11/27	W, 27-17	at Los Angeles Dons	45,009
12/7	W, 42-0	at Baltimore Colts	20,574

CHAMPIONSHIP

12/14	W, 14-3	at New York Yankees	61,879
-------	---------	---------------------	--------

1948 (14-0)

COACH: Paul Brown

1ST WESTERN DIVISION

DATE	RESULT	OPPONENT	ATT
9/3	W, 19-14	Los Angeles Dons	60,193
9/12	W, 42-13	at Buffalo Bills	35,340
9/17	W, 28-7	at Chicago Rockets	30,874
9/26	W, 21-10	Chicago Rockets	37,190
10/5	W, 14-10	at Baltimore Colts	22,359
10/10	W, 30-17	Brooklyn Dodgers	31,187
10/17	W, 31-14	Buffalo Bills	28,054
10/24	W, 35-7	New York Yankees	46,912
11/7	W, 28-7	Baltimore Colts	32,314
11/14	W, 14-7	San Francisco 49ers	82,769
11/21	W, 34-21	at New York Yankees	52,518
11/25	W, 31-14	at Los Angeles Dons	60,031
11/28	W, 31-28	at San Francisco 49ers	59,785
12/5	W, 31-21	at Brooklyn Dodgers	9,821

CHAMPIONSHIP

12/19	W, 49-7	Buffalo Bills	22,981
-------	---------	---------------	--------

1949 (9-1-2)

COACH: Paul Brown

1ST WESTERN DIVISION

DATE	RESULT	OPPONENT	ATT
9/5	T, 28-28	at Buffalo Bills	31,839
9/11	W, 21-0	Baltimore Colts	21,621
9/18	W, 14-3	New York Yankees	26,312
9/25	W, 28-20	at Baltimore Colts	36,837
10/2	W, 42-7	Los Angeles Dons	30,465
10/9	L, 28-56	at San Francisco 49ers	59,720
10/14	W, 61-14	at Los Angeles Dons	27,427
10/30	W, 30-28	San Francisco 49ers	72,189
11/6	W, 35-2	Chicago Hornets	16,506
11/13	T, 7-7	Buffalo Bills	22,511
11/20	W, 31-0	at New York Yankees	50,711
11/24	W, 14-6	at Chicago Hornets	5,031

PLAYOFF

12/4	W, 31-21	Buffalo Bills	17,270
------	----------	---------------	--------

CHAMPIONSHIP

12/11	W, 21-7	San Francisco 49ers	22,550
-------	---------	---------------------	--------

1950 (10-2)

COACH: Paul Brown

1ST AMERICAN CONFERENCE

DATE	RESULT	OPPONENT	ATT
9/16	W, 35-10	at Philadelphia Eagles	71,237
9/24	W, 31-0	at Baltimore Colts	15,201
10/1	L, 0-6	New York Giants	37,647
10/7	W, 30-17	at Pittsburgh Steelers	35,590
10/15	W, 34-24	Chicago Cardinals	33,774
10/22	L, 13-17	at New York Giants	41,734
10/29	W, 45-7	Pittsburgh Steelers	40,714
11/5	W, 10-7	at Chicago Cardinals	38,456
11/12	W, 34-14	San Francisco 49ers	28,786
11/19	W, 20-14	Washington Redskins	21,908
12/3	W, 13-7	Philadelphia Eagles	37,490
12/10	W, 45-21	at Washington Redskins	30,143

PLAYOFF

12/17	W, 8-3	New York Giants	33,054
-------	--------	-----------------	--------

NFL CHAMPIONSHIP

12/24	W, 30-28	Los Angeles Rams	29,751
-------	----------	------------------	--------

1951 (11-1)

COACH: Paul Brown

1ST AMERICAN CONFERENCE

DATE	RESULT	OPPONENT	ATT
9/30	L, 10-24	at San Francisco 49ers	52,219
10/7	W, 38-23	at Los Angeles Rams	67,186
10/14	W, 45-0	Washington Redskins	33,968
10/21	W, 17-0	Pittsburgh Steelers	32,409
10/27	W, 14-13	New York Giants	56,947
11/4	W, 34-17	at Chicago Cardinals	19,742
11/11	W, 20-17	Philadelphia Eagles	36,571
11/18	W, 10-0	at New York Giants	52,215
11/25	W, 42-21	Chicago Bears	40,969
12/2	W, 49-28	Chicago Cardinals	30,550
12/9	W, 28-0	at Pittsburgh Steelers	24,229
12/16	W, 24-9	at Philadelphia Eagles	16,263

NFL CHAMPIONSHIP

12/23	L, 17-24	at Los Angeles Rams	57,540
-------	----------	---------------------	--------

1952 (8-4)

COACH: Paul Brown

1ST AMERICAN CONFERENCE			
DATE	RESULT	OPPONENT	ATT
9/28	W, 37-7	Los Angeles Rams	57,832
10/4	W, 21-20	at Pittsburgh Steelers	27,923
10/12	L, 9-17	New York Giants	51,858
10/19	W, 49-7	at Philadelphia Eagles	27,874
10/26	W, 19-15	Washington Redskins	32,496
11/2	L, 6-17	at Detroit Lions	56,029
11/9	W, 28-13	Chicago Cardinals	34,097
11/16	W, 29-28	Pittsburgh Steelers	34,973
11/23	L, 20-28	Philadelphia Eagles	28,948
11/30	W, 48-24	at Washington Redskins	22,679
12/7	W, 10-0	at Chicago Cardinals	24,541
12/14	L, 34-37	at New York Giants	41,610
NFL CHAMPIONSHIP			
12/28	L, 7-17	Detroit Lions	50,934

1953 (11-1)

COACH: Paul Brown

1ST EASTERN CONFERENCE			
DATE	RESULT	OPPONENT	ATT
9/27	W, 27-0	at Green Bay Packers	22,604
10/4	W, 27-7	at Chicago Cardinals	24,374
10/10	W, 37-13	Philadelphia Eagles	45,802
10/18	W, 30-14	at Washington Redskins	33,963
10/25	W, 7-0	at New York Giants	30,773
11/1	W, 27-3	Washington Redskins	47,845
11/8	W, 34-16	Pittsburgh Steelers	35,592
11/15	W, 23-21	San Francisco 49ers	80,698
11/22	W, 20-16	at Pittsburgh Steelers	32,904
11/29	W, 27-16	Chicago Cardinals	24,499
12/6	W, 62-14	New York Giants	40,235
12/13	L, 27-42	at Philadelphia Eagles	38,654
NFL CHAMPIONSHIP			
12/27	L 16-17	at Detroit Lions	54,577

1954 (9-3)

COACH: Paul Brown

1ST EASTERN CONFERENCE			
DATE	RESULT	OPPONENT	ATT
9/26	L, 10-28	at Philadelphia Eagles	26,546
10/10	W, 31-7	Chicago Cardinals	24,101
10/17	L, 27-55	at Pittsburgh Steelers	33,262
10/24	W, 35-3	at Chicago Cardinals	23,823
10/31	W, 24-14	New York Giants	30,448
11/7	W, 62-3	Washington Redskins	25,158
11/14	W, 39-10	at Chicago Bears	48,773
11/21	W, 6-0	Philadelphia Eagles	41,537
11/28	W, 16-7	at New York Giants	45,936
12/5	W, 34-14	at Washington Redskins	21,761
12/12	W, 42-7	Pittsburgh Steelers	28,064
12/19	L, 10-14	Detroit Lions	34,168
NFL CHAMPIONSHIP			
12/26	W, 56-10	Detroit Lions	43,827

1955 (9-2-1)

COACH: Paul Brown

1ST EASTERN CONFERENCE			
DATE	RESULT	OPPONENT	ATT
9/25	L, 17-27	Washington Redskins	30,041
10/2	W, 38-3	at San Francisco 49ers	46,150
10/9	W, 21-17	Philadelphia Eagles	43,974
10/16	W, 24-14	at Washington Redskins	29,168
10/23	W, 41-10	Green Bay Packers	51,482
10/30	W, 26-20	at Chicago Cardinals	29,471
11/6	W, 24-14	New York Giants	46,524
11/13	L, 17-33	at Philadelphia Eagles	39,303
11/20	W, 41-14	Pittsburgh Steelers	53,509
11/27	T, 35-35	at New York Giants	45,699
12/4	W, 30-7	at Pittsburgh Steelers	31,101
12/11	W, 35-24	Chicago Cardinals	25,914
NFL CHAMPIONSHIP			
12/26	W, 38-14	at Los Angeles Rams	87,695

1956 (5-7)

COACH: Paul Brown

4TH EASTERN CONFERENCE			
DATE	RESULT	OPPONENT	ATT
9/30	L, 7-9	at Chicago Cardinals	20,966
10/6	W, 14-10	at Pittsburgh Steelers	35,398
10/14	L, 9-21	New York Giants	60,042
10/21	L, 9-20	at Washington Redskins	23,332
10/28	L, 16-24	Pittsburgh Steelers	50,358
11/4	W, 24-7	at Green Bay Packers	28,590
11/11	L, 7-21	Baltimore Colts	42,404
11/18	W, 16-0	at Philadelphia Eagles	25,894
11/25	L, 17-20	Washington Redskins	22,878
12/2	W, 17-14	Philadelphia Eagles	20,645
12/9	W, 24-7	at New York Giants	27,707
12/16	L, 7-24	Chicago Cardinals	25,312

1957 (9-2-1)

COACH: Paul Brown

1ST EASTERN CONFERENCE			
DATE	RESULT	OPPONENT	ATT
9/29	W, 6-3	New York Giants	58,095
10/5	W, 23-12	at Pittsburgh Steelers	35,570
10/13	W, 24-7	Philadelphia Eagles	53,493
10/20	L, 7-17	at Philadelphia Eagles	22,443
10/27	W, 17-7	at Chicago Cardinals	26,341
11/3	W, 21-17	Washington Redskins	52,936
11/10	W, 24-0	Pittsburgh Steelers	53,709
11/17	T, 30-30	at Washington Redskins	27,722
11/24	W, 45-31	Los Angeles Rams	65,407
12/1	W, 31-0	Chicago Cardinals	40,525
12/8	L, 7-20	at Detroit Lions	55,814
12/15	W, 34-28	at New York Giants	54,294
NFL CHAMPIONSHIP			
12/29	L, 14-59	at Detroit Lions	55,263

1958 (9-3)

COACH: Paul Brown

2ND EASTERN CONFERENCE			
DATE	RESULT	OPPONENT	ATT
9/28	W, 30-27	at Los Angeles Rams	69,993
10/5	W, 45-12	at Pittsburgh Steelers	31,130
10/12	W, 35-28	Chicago Cardinals	65,403
10/19	W, 27-10	Pittsburgh Steelers	66,852
10/26	W, 38-24	at Chicago Cardinals	30,933
11/2	L, 17-21	New York Giants	78,404
11/9	L, 10-30	Detroit Lions	75,563
11/16	W, 20-10	at Washington Redskins	32,372
11/23	W, 28-14	Philadelphia Eagles	51,319
11/30	W, 21-14	Washington Redskins	33,240
12/7	W, 21-14	at Philadelphia Eagles	36,773
12/14	L, 10-13	at New York Giants	63,192
PLAYOFF			
12/21	L 0-10	at New York Giants	61,174

1959 (7-5)

COACH: Paul Brown

2ND EASTERN CONFERENCE			
DATE	RESULT	OPPONENT	ATT
9/26	L, 7-17	at Pittsburgh Steelers	33,844
10/4	W, 34-7	at Chicago Cardinals	19,935
10/11	L, 6-10	New York Giants	65,534
10/18	W, 17-7	Chicago Cardinals	46,422
10/25	W, 34-7	Washington Redskins	42,732
11/1	W, 38-31	at Baltimore Colts	57,557
11/8	W, 28-7	Philadelphia Eagles	58,275
11/15	W, 31-17	at Washington Redskins	32,266
11/22	L, 20-21	Pittsburgh Steelers	68,563
11/29	L, 20-21	San Francisco 49ers	56,854
12/6	L, 7-48	at New York Giants	68,436
12/13	W, 28-21	at Philadelphia Eagles	45,952

1960 (8-3-1)

COACH: Paul Brown

2ND EASTERN CONFERENCE			
DATE	RESULT	OPPONENT	ATT
9/25	W, 41-24	at Philadelphia Eagles	56,303
10/2	W, 28-20	Pittsburgh Steelers	67,692
10/16	W, 48-7	at Dallas Cowboys	28,500
10/23	L, 29-31	Philadelphia Eagles	64,850
10/30	W, 31-10	at Washington Redskins	32,086
11/6	L, 13-17	New York Giants	82,872
11/13	W, 28-27	St. Louis Cardinals	49,192
11/20	L, 10-14	at Pittsburgh Steelers	35,215
11/27	T, 17-17	at St. Louis Cardinals	26,146
12/4	W, 27-16	Washington Redskins	35,211
12/11	W, 42-0	Chicago Bears	38,155
12/15	W, 48-34	at New York Giants	56,517
PLAYOFF BOWL			
1/7	L, 16-17	Detroit Lions (at Miami)	34,981

1961 (8-5-1)

COACH: Paul Brown

3RD EASTERN CONFERENCE			
DATE	RESULT	OPPONENT	ATT
9/17	L, 20-27	at Philadelphia Eagles	60,671
9/24	W, 20-17	St. Louis Cardinals	50,443
10/1	W, 25-7	Dallas Cowboys	43,638
10/8	W, 31-7	Washington Redskins	46,186
10/15	L, 17-49	Green Bay Packers	75,042
10/22	W, 30-28	at Pittsburgh Steelers	29,266
10/29	W, 21-10	at St. Louis Cardinals	26,696
11/5	L, 13-17	Pittsburgh Steelers	62,723
11/12	W, 17-6	at Washington Redskins	28,975
11/19	W, 45-24	Philadelphia Eagles	68,399
11/26	L, 21-37	New York Giants	80,455
12/3	W, 38-17	at Dallas Cowboys	23,500
12/10	L, 14-17	at Chicago Bears	38,717
12/17	T, 7-7	at New York Giants	61,084

1962 (7-6-1)

COACH: Paul Brown

3RD EASTERN CONFERENCE			
DATE	RESULT	OPPONENT	ATT
9/16	W, 17-7	New York Giants	81,115
9/23	L, 16-17	Washington Redskins	57,491
9/30	L, 7-35	at Philadelphia Eagles	60,671
10/7	W, 19-10	Dallas Cowboys	44,040
10/14	L, 14-36	Baltimore Colts	80,132
10/21	W, 34-7	at St. Louis Cardinals	23,256
10/28	W, 41-14	at Pittsburgh Steelers	35,417
11/4	T, 14-14	Philadelphia Eagles	63,848
11/11	L, 9-17	at Washington Redskins	48,169
11/18	W, 38-14	St. Louis Cardinals	41,815
11/25	W, 35-14	Pittsburgh Steelers	53,601
12/2	L, 21-45	at Dallas Cowboys	24,226
12/9	L, 13-17	at New York Giants	62,794
12/15	W, 13-10	at San Francisco 49ers	35,274

1963 (10-4)

COACH: Blanton Collier

2ND EASTERN CONFERENCE			
DATE	RESULT	OPPONENT	ATT
9/15	W, 37-14	Washington Redskins	57,618
9/22	W, 41-24	at Dallas Cowboys	28,710
9/29	W, 20-6	Los Angeles Rams	54,713
10/5	W, 35-23	Pittsburgh Steelers	84,684
10/13	W, 35-24	at New York Giants	62,956
10/20	W, 37-17	Philadelphia Eagles	75,174
10/27	L, 6-33	New York Giants	84,213
11/3	W, 23-17	at Philadelphia Eagles	60,671
11/10	L, 7-9	at Pittsburgh Steelers	55,497
11/17	L, 14-20	St. Louis Cardinals	75,932
11/24	W, 27-17	Dallas Cowboys	55,096
12/1	W, 24-10	at St. Louis Cardinals	32,531
12/8	L, 10-38	at Detroit Lions	51,382
12/15	W, 27-20	at Washington Redskins	40,865
PLAYOFF BOWL			
1/5	L, 23-40	Green Bay Packers (at Miami)	54,921

1964 (10-3-1)

COACH: Blanton Collier

1ST EASTERN CONFERENCE			
DATE	RESULT	OPPONENT	ATT
9/13	W, 27-13	at Washington Redskins	47,577
9/20	T, 33-33	St. Louis Cardinals	76,954
9/27	W, 28-20	at Philadelphia Eagles	60,671
10/4	W, 27-6	Dallas Cowboys	72,062
10/10	L, 7-23	Pittsburgh Steelers	80,530
10/18	W, 20-16	at Dallas Cowboys	37,456
10/25	W, 42-20	New York Giants	81,050
11/1	W, 30-17	at Pittsburgh Steelers	49,568
11/8	W, 34-24	Washington Redskins	76,385
11/15	W, 37-21	Detroit Lions	83,064
11/22	L, 21-28	at Green Bay Packers	48,065
11/29	W, 38-24	Philadelphia Eagles	79,289
12/6	L, 19-28	at St. Louis Cardinals	31,585
12/12	W, 52-20	at New York Giants	63,007
NFL CHAMPIONSHIP			
12/27	W, 27-0	Baltimore Colts	79,544

1965 (11-3)

COACH: Blanton Collier

1ST EASTERN CONFERENCE			
DATE	RESULT	OPPONENT	ATT
9/19	W, 17-7	at Washington Redskins	48,208
9/26	L, 13-49	St. Louis Cardinals	80,161
10/3	W, 35-17	at Philadelphia Eagles	60,759
10/9	W, 24-19	Pittsburgh Steelers	80,187
10/17	W, 23-17	Dallas Cowboys	80,432
10/24	L, 38-14	at New York Giants	62,864
10/31	L, 17-27	Minnesota Vikings	83,505
11/7	W, 38-34	Philadelphia Eagles	72,807
11/14	W, 34-21	New York Giants	82,426
11/21	W, 24-17	at Dallas Cowboys	76,251
11/28	W, 42-21	at Pittsburgh Steelers	42,757
12/5	W, 24-16	Washington Redskins	77,765
12/12	L, 7-42	at Los Angeles Rams	49,048
12/19	W, 27-24	at St. Louis Cardinals	29,348
NFL CHAMPIONSHIP			
1/2	L, 12-23	at Green Bay Packers	50,852

1966 (9-5)

COACH: Blanton Collier

2ND EASTERN CONFERENCE			
DATE	RESULT	OPPONENT	ATT
9/11	W, 38-14	at Washington Redskins	48,643
9/18	L, 20-21	Green Bay Packers	83,943
9/25	L, 28-34	St. Louis Cardinals	74,814
10/2	W, 28-7	at New York Giants	62,916
10/8	W, 41-10	Pittsburgh Steelers	82,687
10/23	W, 30-21	Dallas Cowboys	84,721
10/30	W, 49-17	at Atlanta Falcons	57,235
11/6	L, 6-16	at Pittsburgh Steelers	39,690
11/13	W, 27-7	Philadelphia Eagles	77,968
11/20	W, 14-3	Washington Redskins	78,466
11/24	L, 14-26	at Dallas Cowboys	75,504
12/4	W, 49-40	New York Giants	61,651
12/11	L, 21-33	at Philadelphia Eagles	58,074
12/17	W, 38-10	at St. Louis Cardinals	47,721

1968 (10-4)

COACH: Blanton Collier

1ST CENTURY DIVISION			
DATE	RESULT	OPPONENT	ATT
9/15	W, 24-10	at New Orleans Saints	74,215
9/22	L, 7-28	at Dallas Cowboys	68,733
9/29	L, 6-24	Los Angeles Rams	82,514
10/5	W, 31-24	Pittsburgh Steelers	81,865
10/13	L, 21-27	St. Louis Cardinals	79,349
10/20	W, 30-20	at Baltimore Colts	60,238
10/27	W, 30-7	Atlanta Falcons	67,723
11/3	W, 33-21	at San Francisco 49ers	31,359
11/10	W, 35-17	New Orleans Saints	71,025
11/17	W, 45-24	at Pittsburgh Steelers	41,572
11/24	W, 47-13	Philadelphia Eagles	62,338
12/1	W, 45-10	New York Giants	83,193
12/8	W, 24-21	at Washington Redskins	50,661
12/14	L, 16-27	at St. Louis Cardinals	39,746
PLAYOFF			
12/21	W, 31-20	Dallas Cowboys	81,497
NFL CHAMPIONSHIP			
12/29	L, 0-34	Baltimore Colts	80,628

1967 (9-5)

COACH: Blanton Collier

1ST CENTURY DIVISION			
DATE	RESULT	OPPONENT	ATT
9/17	L, 14-21	Dallas Cowboys	81,039
9/24	L, 14-31	at Detroit Lions	57,383
10/1	W, 42-7	at New Orleans Saints	77,045
10/7	W, 21-10	Pittsburgh Steelers	82,949
10/15	W, 20-16	St. Louis Cardinals	77,813
10/22	W, 24-0	Chicago Bears	83,183
10/29	L, 34-38	at New York Giants	62,903
11/5	W, 34-14	at Pittsburgh Steelers	47,131
11/12	L, 7-55	at Green Bay Packers	50,074
11/19	W, 14-10	Minnesota Vikings	68,431
11/26	W, 42-37	Washington Redskins	72,798
12/3	W, 24-14	New York Giants	78,594
12/10	W, 20-16	at St. Louis Cardinals	47,782
12/17	L, 24-28	at Philadelphia Eagles	60,658
PLAYOFF			
12/24	L, 14-52	at Dallas Cowboys	70,786
PLAYOFF BOWL			
1/7	L, 6-30	Los Angeles Rams	37,102

1969 (10-3-1)

COACH: Blanton Collier

1ST CENTURY DIVISION			
DATE	RESULT	OPPONENT	ATT
9/21	W, 27-20	at Philadelphia Eagles	60,658
9/28	W, 27-23	Washington Redskins	82,581
10/5	L, 21-28	Detroit Lions	82,933
10/12	W, 27-17	at New Orleans Saints	71,274
10/18	W, 42-31	Pittsburgh Steelers	84,078
10/26	T, 21-21	St. Louis Cardinals	81,186
11/2	W, 42-10	Dallas Cowboys	84,850
11/9	L, 3-51	at Minnesota Vikings	47,700
11/16	W, 24-3	at Pittsburgh Steelers	47,670
11/23	W, 28-17	New York Giants	80,595
11/30	W, 28-24	at Chicago Bears	45,050
12/7	W, 20-7	Green Bay Packers	82,137
12/14	W, 27-21	at St. Louis Cardinals	44,924
12/21	L, 14-27	at New York Giants	62,966
PLAYOFF			
12/28	W, 38-14	at Dallas Cowboys	69,321
NFL CHAMPIONSHIP			
1/4	L, 7-27	at Minnesota Vikings	47,900

1964 CLEVELAND BROWNS NFL CHAMPIONSHIP TEAM

In 1964 running back Jim Brown led the NFL with a career-high 1,863 rushing yards and quarterback Frank Ryan led the league with 25 passing touchdowns as the Browns posted a 10-3-1 regular season record. Cleveland captured the 1964 NFL Championship with a 27-0 victory over the Baltimore Colts at Municipal Stadium.



1970 (7-7)

COACH: Blanton Collier
DIVISION FINISH: 2nd AFC Central
1970 USUAL STARTING LINEUPS

OFFENSE				DEFENSE			
WR	43	F. Hooker, 85	H. Jones	LDE	88	Ron Snidow	
LT	77	Dick Schafrath			80	Joe Jones	
LG	65	John DeMarie		LDT	71	Walter Johnson	
C	54	Fred Hoaglin		RDT	72	Jerry Sherk	
RG	66	Gene Hickerson		RDE	81	Jack Gregory	
RT	62	Joe Taffoni		LLB	82	Jim Houston	
TE	89	Mill Morin			50	John Garlington	
	83	Chip Glass		MLB	82	Jim Houston	
WR	86	Gary Collins			56	Bob Matheson	
	85	Homer Jones		RLB	52	Billy Andrews	
OB	16	Bill Nelsen			51	Dale Lindsey	
	15	Mike Phipps		LCB	40	Erich Barnes	
RB	44	Leroy Kelly		RCB	29	Walt Sumner	
	26	Reece Morrison			28	Ben Davis	
RB	35	Bo Scott		LS	24	Ernie Kellermann	
	26	Reece Morrison		RS	34	Mike Howell	

RADIO ANNOUNCERS:
 Gib Shanley, Jim Graner (WHK 1420 AM)

DATE	RESULT	OPPONENT	ATT
9/21	W, 31-21	New York Jets	85,703
9/27	L, 31-34	at San Francisco 49ers	37,502
10/3	W, 15-7	Pittsburgh Steelers	84,349
10/11	W, 30-27	Cincinnati Bengals	83,520
10/18	L, 24-41	Detroit Lions	83,577
10/25	W, 28-0	at Miami Dolphins	75,313
11/1	L, 10-27	San Diego Chargers	80,047
11/8	L, 20-23	at Oakland Raiders	54,463
11/15	L, 10-14	at Cincinnati Bengals	60,007
11/22	W, 28-14	Houston Oilers	74,723
11/29	L, 9-28	at Pittsburgh Steelers	50,214
12/7	W, 21-10	at Houston Oilers	50,582
12/12	L, 2-6	Dallas Cowboys	75,458
12/20	W, 27-13	at Denver Broncos	51,001

TEAM STATISTICS		OPPONENT
Total First Downs	239	236
Rushing	84	104
Passing	134	120
Penalty	21	12
Total Net Yards	4,161	4,244
Avg. Per Game	297.2	303.1
Total Plays	870	844
Avg. Per Play	4.8	5.0
Net Yards Rushing	1,579	2,006
Avg. Per Game	112.8	143.3
Total Rushes	462	451
Net Yards Passing	2,582	2,238
Avg. Per Game	184.4	159.9
Sacked/Yards Lost	16/170	35/290
Gross Yards	2,752	2,528
Attempts/Completions	392/190	357/186
Completion Pct.	48.5%	52.1%
Had Intercepted	24	19
Punts/Avg.	71/42.6	66/42.4
Net Punting Avg.	71/41.4	66/38.9
Penalties/Yards Lost	65/634	88/871
Fumbles/Ball Lost	24/14	28/12
Touchdowns	35	32
Rushing	14	10
Passing	17	16
Returns	4	6

SCORE BY PERIODS	1ST	2ND	3RD	4TH	OT	TOT
Browns	54	92	85	55	0	— 286
Opponents	54	100	37	74	0	— 265

SCORING	RU	PA	ST	DF	PAT	ZRU	ZPA	FG	SAF	TP
Cockroft, Don	0	0	0	0	34/35	0	0	12/22	0	70
Scott, Bo	7	4	0	0	0/0	0	0	0/0	0	66
Kelly, Leroy	6	2	0	0	0/0	0	0	0/0	0	48
Collins, Gary	0	4	0	0	0/0	0	0	0/0	0	24
Jones, Homer	0	1	1	0	0/0	0	0	0/0	0	12
Glass, Chip	0	2	0	0	0/0	0	0	0/0	0	12

Hooker, Fair	0	2	0	0	0/0	0	0	0/0	0	12
Andrews, Billy	0	0	0	1	0/0	0	0	0/0	0	6
Morrison, Reece	0	1	0	0	0/0	0	0	0/0	0	6
Barnes, Erich	0	0	0	1	0/0	0	0	0/0	0	6
Minnier, Randy	1	0	0	0	0/0	0	0	0/0	0	6
Lindsey, Dale	0	0	0	1	0/0	0	0	0/0	0	6
Morin, Mill	0	1	0	0	0/0	0	0	0/0	0	6
Johnson, Walter	0	0	0	0	0/0	0	0	0/0	0	12
Snidow, Ron	0	0	0	0	0/0	0	0	0/0	0	12
Reynolds, Chuck	0	0	0	0	0/0	0	0	0/0	0	12
Browns	14	17	1	3	34/35	0	0	12/22	3	286
Opponents	10	16	6	0	31/32	0	0	14/26	0	265

RUSHING	NO	YDS	AVG	LG	TD
Kelly, Leroy	206	656	3.2	33t	6
Scott, Bo	151	625	4.1	63t	7
Morrison, Reece	73	175	2.4	18	0
Minnier, Randy	12	39	3.3	9	1
Phipps, Mike	11	94	8.5	26	0
Nelsen, Bill	7	-4	-0.6	2	0
Morin, Mill	1	2	2.0	2	0
Brown, Ken	1	-8	-8.0	-8	0
Browns	462	1,579	3.4	63t	14
Opponents	451	2,006	4.4	73	11

RECEIVING	NO	YDS	AVG	LG	TD
Scott, Bo	40	351	8.8	24	4
Morin, Mill	37	611	16.5	36	1
Hooker, Fair	28	490	17.5	69	2
Collins, Gary	26	351	13.5	28	4
Kelly, Leroy	24	311	13.0	55	2
Glass, Chip	19	403	21.2	78t	2
Jones, Homer	10	141	14.1	43t	1
Morrison, Reece	5	95	19.0	53t	1
Minnier, Randy	1	-1	-1.0	-1	0
Browns	190	2,752	14.5	78t	17
Opponents	186	2,528	13.6	81t	16

INTERCEPTIONS	NO	YDS	AVG	LG	TD
Barnes, Erich	5	85	17.0	38t	1
Sumner, Walt	4	85	21.3	34	0
Lindsey, Dale	2	65	32.5	56t	1
Houston, Jim	1	25	25.0	25	0
Andrews, Billy	1	25	25.0	25t	1
Kellermann, Ernie	1	18	18.0	18	0
Matheson, Bob	1	11	11.0	11	0
Garlington, John	1	6	6.0	6	0
Johnson, Walter	1	4	4.0	4	0
Howell, Mike	1	0	0.0	0	0
Davis, Ben	1	0	0.0	0	0
Browns	19	324	17.1	56t	3
Opponents	24	399	16.6	62t	4

PUNTING	NO	YDS	AVG	IN20	TB	LG	BLK
Cockroft, Don	71	3,023	42.6	0	7	71	1
Browns	71	3,023	42.6	0	7	71	1
Opponents	66	2,801	42.4	0	3	65	0

PUNT RETURNS	NO	FC	YDS	AVG	LG	TD
Morrison, Reece	15	2	133	8.9	34	0
Sumner, Walt	8	11	70	8.8	38	0
Schoen, Tom	8	1	18	2.3	7	0
Kelly, Leroy	2	0	15	7.5	12	0
Jenkins, Al	1	0	0	0.0	0	0
Jones, Dave	0	2	0	0.0	0	0
Browns	34	16	236	6.9	38	0
Opponents	23	28	83	3.6	33	0

KICKOFF RETURNS	NO	YDS	AVG	LG	TD
Jones, Homer	29	739	25.5	94t	1
Morrison, Reece	7	153	21.9	36	0
Brown, Ken	2	44	22.0	32	0
Matheson, Bob	2	21	10.5	14	0
Schoen, Tom	1	27	27.0	27	0
Righetti, Joe	1	17	17.0	17	0
Morin, Mill	1	0	0.0	0	0
Glass, Chip	1	0	0.0	0	0
Browns	44	1,001	22.8	94t	1
Opponents	39	956	24.5	91	0

FIELD GOALS	1-19	20-29	30-39	40-49	50+	TOT
Cockroft, Don	3/4	2/3	4/7	3/7	0/1	12/22
Browns	3/4	2/3	4/7	3/7	0/1	12/22
Opponents	2/2	1/4	5/7	3/7	3/6	14/26

PASSING	ATT	CMP	YDS	PCT	AV/AT	TD	TD%	INT	INT%	LG	TKLD	RATING
Nelsen, Bill	313	159	2,156	50.8	6.89	16	5.1	16	5.1	78t	8/79	68.9
Phipps, Mike	60	29	529	48.3	8.82	1	1.7	5	8.3	53t	7/86	49.9
Gault, D	19	2	67	10.5	3.53	0	0.0	3	15.8	44	1/5	2.2
Browns	392	190	2,752	48.5	7.02	17	4.3	24	6.1	78t	16/170	60.7
Opponents	357	186	2,528	52.1	7.08	16	4.5	19	5.3	81t	35/290	67.8

1971 (9-5)

COACH: Nick Skorich
 DIVISION FINISH: 1st AFC Central
 1971 USUAL STARTING LINEUPS

OFFENSE		DEFENSE	
WR 43	Fair Hooker	LDE 80	J. Jones, 88 R. Snidow
LT 77	Dick Schafrath	LDT 71	Walter Johnson
73	Doug Dieken	RDT 72	Jerry Sherk
LG 65	John DeMarie	RDE 81	Jack Gregory
C 54	Fred Hoaglin	LLB 82	Jim Houston
64	Jim Copeland	50	Jim Garlington
RG 66	Gene Hickerson	MLB 51	Dale Lindsey
RT 78	Bob McKay	82	Jim Houston
TE 89	Milt Morin	RLB 52	Billy Andrews
WR 86	Gary Collins	51	Dale Lindsey
25	Frank Pitts	LCB 22	C. Scott, 20 F. Summers
OB 16	Bill Nelsen	RCB 28	B. Davis, 29 W. Sumner
15	Mike Phipps	LS 29	Walt Sumner
RB 44	Leroy Kelly	24	Ernie Kellermann
RB 35	Bo Scott	RS 34	M. Howell, 40 E. Barnes

RADIO ANNOUNCERS:
 Gib Shanley, Jim Graner (WHK 1420 AM)

DATE	RESULT	OPPONENT	ATT
9/19	W, 31-0	Houston Oilers	73,387
9/26	W, 14-13	at Baltimore Colts	56,837
10/4	L, 20-34	Oakland Raiders	84,285
10/10	W, 27-17	Pittsburgh Steelers	83,391
10/17	W, 27-24	at Cincinnati Bengals	60,284
10/24	L, 0-27	Denver Broncos	75,674
10/31	L, 14-31	Atlanta Falcons	76,825
11/7	L, 9-26	at Pittsburgh Steelers	50,202
11/14	L, 7-13	at Kansas City Chiefs	50,388
11/21	W, 27-7	New England Patriots	65,238
11/28	W, 37-24	at Houston Oilers	37,921
12/5	W, 31-27	Cincinnati Bengals	82,705
12/12	W, 21-17	at New Orleans Saints	72,794
12/19	W, 20-13	at Washington Redskins	53,041

DATE	RESULT	OPPONENT	ATT
12/26	L, 3-20	Baltimore Colts	74,082

TEAM STATISTICS	BROWNS	OPPONENT
Total First Downs	231	232
Rushing	89	115
Passing	127	100
Penalty	15	17
Total Net Yards	3,857	4,194
Avg. Per Game	275.5	299.6
Total Plays	859	848
Avg. Per Play	4.5	4.9
Net Yards Rushing	1,558	2,227
Avg. Per Game	111.3	159.1
Total Rushes	461	484
Net Yards Passing	2,299	1,967
Avg. Per Game	164.2	140.5
Sacked/Yards Lost	22/222	25/203
Gross Yards	2,521	2,170
Attempts/Completions	376/188	339/156
Completion Pct.	50.0%	46.0%
Had Intercepted	27	24
Punts/Avg.	67/39.9	66/42.4
Net Punting Avg.	67/36.5	66/37.0
Penalties/Yards Lost	68/612	86/772
Fumbles/Ball Lost	29/18	31/16
Touchdowns	34	30
Rushing	19	14
Passing	14	12
Returns	1	4

SCORE BY PERIODS	1ST	2ND	3RD	4TH	OT	TOT
Browns	47	71	64	103	0	285
Opponents	51	120	23	79	0	273

SCORING	RU	PA	ST	DF	PAT	ZRU	ZPA	FG	SAF	TP
Cockroft, Don	0	0	0	0	34/34	0	0	15/28	0	79
Kelly, Leroy	10	2	0	0	0/0	0	0	0/0	0	72
Scott, Bo	9	1	0	0	0/0	0	0	0/0	0	60
Pitts, Frank	0	4	0	0	0/0	0	0	0/0	0	24
Collins, Gary	0	3	0	0	0/0	0	0	0/0	0	18

PASSING	ATT	CMP	YDS	PCT	AV/AT	TD	TD%	INT	INT%	LG	TKLD	RATING
Nelsen, Bill	325	174	2,319	53.5	7.14	13	4.0	23	7.1	53t	22/222	60.3
Phipps, Mike	47	13	179	27.7	3.81	1	2.1	4	8.5	39	0/0	14.6
Kelly, Leroy	4	1	23	25.0	5.75	0	0.0	0	0.0	23	0/0	51.0
Browns	376	188	2,521	50.0	6.70	14	3.7	27	7.2	53t	22/222	54.2
Opponents	339	156	2,170	46.0	6.40	12	3.5	24	7.1	53	25/203	49.4

Morin, Milt	0	2	0	0	0/0	0	0	0/0	0	12
Glass, Chip	0	1	0	0	0/0	0	0	0/0	0	6
Johnson, W.	0	0	0	1	0/0	0	0	0/0	0	6
Hooker, Fair	0	1	0	0	0/0	0	0	0/0	0	6
Dieken, Doug	0	0	0	0	0/0	0	0	0/0	1	2
Browns	19	14	0	1	34/34	0	0	0	15/28	285
Opponents	14	12	4	0	30/30	0	0	0	21/31	273

RUSHING	NO	YDS	AVG	LG	TD
Kelly, Leroy	234	865	3.7	35	10
Scott, Bo	179	606	3.4	35	9
Nelsen, Bill	13	-18	-1.4	4	0
Brown, Ken	11	47	4.3	17	0
Cornell, Bo	11	12	1.1	6	0
Phipps, Mike	6	35	5.8	15	0
Morrison, Reece	5	-2	-0.4	4	0
Cockroft, Don	1	12	12.0	12	0
Morin, Milt	1	1	1.0	1	0
Browns	461	1,558	3.4	35	19
Opponents	484	2,227	4.6	86t	14

RECEIVING	NO	YDS	AVG	LG	TD
Hooker, Fair	45	649	14.4	48	1
Morin, Milt	40	581	14.5	31	2
Scott, Bo	30	233	7.8	35	1
Pitts, Frank	27	487	18.0	53t	4
Kelly, Leroy	25	252	10.1	29	2
Collins, Gary	15	231	15.4	29	3
Jones, Dave	4	6	16.5	21	0
Cornell, Bo	1	18	18.0	18	0
Glass, Chip	1	4	4.0	4t	1
Browns	188	2,521	13.4	53t	14
Opponents	156	2,170	13.9	53	12

INTERCEPTIONS	NO	YDS	AVG	LG	TD
Sumner, Walt	5	35	7.0	25	0
Scott, Clarence	4	47	11.8	21	0
Andrews, Billy	3	34	11.3	19	0
Kellermann, Ernie	3	0	0.0	0	0
Howell, Mike	2	93	46.5	68	0
Lindsey, Dale	2	50	25.0	29	0
Davis, Ben	2	18	9.0	15	0
Sherk, Jerry	2	3	1.5	3	0
Garlington, John	1	0	0.0	0	0
Snidow, Ron	0	3	0.0	0	0
Browns	24	283	11.8	68	0
Opponents	27	453	16.8	66	2

PUNTING	NO	YDS	AVG	IN20	TB	LG	BLK
Cockroft, Don	62	2,508	40.5	0	2	59	2
Collins, Gary	5	162	32.4	0	0	42	0
Browns	67	2,670	39.9	0	2	59	2
Opponents	66	2,800	42.4	0	7	59	1

PUNT RETURNS	NO	FC	YDS	AVG	LG	TD
Kelly, Leroy	30	4	292	9.7	74	0
Jones, Dave	9	2	63	7.0	20	0
Kellermann, Ernie	1	0	4	4.0	4	0
Browns	40	6	359	9.0	74	0
Opponents	26	19	227	8.7	45	0

KICKOFF RETURNS	NO	YDS	AVG	LG	TD
Brown, Ken	15	330	22.0	35	0
Morrison, Reece	9	267	29.7	52	0
Pitts, Frank	9	238	26.4	35	0
Brown, Stan	7	157	22.4	32	0
Houston, Jim	1	21	21.0	21	0
Cornell, Bo	1	19	19.0	19	0
Dieken, Doug	1	16	16.0	16	0
Kelly, Leroy	1	11	11.0	11	0
Kellermann, Ernie	1	5	5.0	5	0
Glass, Chip	1	1	1.0	1	0
Browns	46	1,065	23.2	52	0
Opponents	55	1,252	22.8	58	0

FIELD GOALS	1-19	20-29	30-39	40-49	50+	TOT
Cockroft, Don	2/3	6/6	6/9	1/9	0/1	15/28
Browns	2/3	6/6	6/9	1/9	0/1	15/28
Opponents	6/7	9/11	4/8	2/4	0/1	21/31

1972 (10-4)

COACH: Nick Skorich
 DIVISION FINISH: 2nd AFC Central
 1972 USUAL STARTING LINEUPS

OFFENSE		DEFENSE	
WR 43	Fair Hooker	LDE 87	Rich Jackson
LT 73	Doug Dieken	81	Nick Roman
LG 66	Gene Hickerson	LDT 71	Walter Johnson
C 61	Bob DeMarco	RDT 72	Jerry Sherk
54	Fred Hoaglin	RDE 84	Bob Briggs
RG 65	John DeMarie	81	Nick Roman
68	Bob Pena	LLB 59	Charlie Hall
RT 78	Bob McKay	MLB 51	Dale Lindsey
65	John DeMarie	82	Jim Houston
TE 89	Mill Morin	RLB 52	Billy Andrews
WR 25	Frank Pitts	50	John Garlington
85	Paul Staroba	LCB 22	Clarence Scott
QB 15	Mike Phipps	RCB 28	Ben Davis
16	Bill Nelsen	SS 27	Thom Darden
RB 44	Leroy Kelly	34	Mike Howell
RB 35	Bo Scott	FS 29	Wall Summer
		27	Thom Darden

RADIO ANNOUNCERS:
 Gib Shanley, Jim Graner (WHK 1420 AM)

Phipps, Mike	5	0	0	0	0/0	0	0	0/0	0	30
Hooker, Fair	0	2	0	0	0/0	0	0	0/0	0	12
Scott, Bo	2	0	0	0	0/0	0	0	0/0	0	12
Brown, Ken	2	0	0	0	0/0	0	0	0/0	0	12
Morin, Mill	0	1	0	0	0/0	0	0	0/0	0	6
Staroba, Paul	0	1	0	0	0/0	0	0	0/0	0	6
Briggs, Bob	0	0	0	1	0/0	0	0	0/0	0	6
Roman, Nick	0	0	0	1	0/0	0	0	0/0	0	6
Scott, Clarence	0	0	1	0	0/0	0	0	0/0	0	6
Browns	13	13	1	2	28/29	0	0	22/27	0	268
Opponents	13	14	0	0	27/27	0	0	20/29	0	249

RUSHING	NO	YDS	AVG	LG	TD
Kelly, Leroy	224	811	3.6	18	4
Scott, Bo	123	571	4.6	27t	2
Phipps, Mike	60	256	4.3	18	5
Brown, Ken	32	114	3.6	14	2
Cornell, Bo	7	8	1.1	7	0
Pitts, Frank	3	29	9.7	13	0
Lefear, Billy	3	6	2.0	4	0
Nelsen, Bill	1	-2	-2.0	-2	0
Browns	453	1,793	4.0	27t	13
Opponents	520	2,333	4.5	75t	13

RECEIVING	NO	YDS	AVG	LG	TD
Pitts, Frank	36	620	17.2	80t	8
Hooker, Fair	32	441	13.8	43	2
Morin, Mill	30	540	18.0	36	1
Kelly, Leroy	23	204	8.9	28	1
Scott, Bo	23	172	7.5	30	0
Brown, Ken	5	64	12.8	19	0
Glass, Chip	5	61	12.2	24	0
Cornell, Bo	2	7	3.5	5	0
Staroba, Paul	1	19	19.0	19t	1
Richardson, Gloster	1	7	7.0	7	0
Browns	158	2,135	13.5	80t	13
Opponents	160	1,994	12.5	80t	14

INTERCEPTIONS	NO	YDS	AVG	LG	TD
Darden, Thom	3	64	21.3	20	0
Davis, Ben	3	10	3.3	10	0
Roman, Nick	1	36	36.0	36t	1
Briggs, Bob	1	16	16.0	16	0
Hall, Charlie	1	12	12.0	12	0
Garlington, John	1	10	10.0	10	0
Andrews, Billy	1	4	4.0	4	0
Johnson, Walter	1	1	1.0	1	0
Howell, Mike	1	1	1.0	1	0
Browns	13	154	11.8	36t	1
Opponents	19	145	7.6	35	0

PUNTING	NO	YDS	AVG	IN20	TB	LG	BLK
Cockroft, Don	81	3,498	43.2	0	4	65	0
Browns	81	3,498	43.2	0	4	65	0
Opponents	74	3,023	40.9	0	7	60	0

PUNT RETURNS	NO	FC	YDS	AVG	LG	TD
Majors, Bobby	16	6	96	6.0	41	0
Darden, Thom	15	7	71	4.7	37	0
Kelly, Leroy	5	3	40	8.0	14	0
Summer, Walt	1	2	14	14.0	14	0
Browns	37	18	221	6.0	41	0
Opponents	46	21	357	7.8	60	0

KICKOFF RETURNS	NO	YDS	AVG	LG	TD
Brown, Ken	20	473	23.6	47	0
Majors, Bobby	10	222	22.2	40	0
Lefear, Billy	6	138	23.0	29	0
Morrison, Reece	3	67	22.3	32	0
Johnson, Walter	2	33	16.5	24	0
Browns	41	933	22.8	47	0
Opponents	50	1,198	24.0	66	0

FIELD GOALS	1-19	20-29	30-39	40-49	50+	TOT
Cockroft, Don	5/5	7/8	7/8	2/5	1/1	22/27
Browns	5/5	7/8	7/8	2/5	1/1	22/27
Opponents	6/7	2/5	7/9	5/7	0/1	20/29

DATE	RESULT	OPPONENT	ATT
9/17	L, 10-26	Green Bay Packers	75,771
9/24	W, 27-17	at Philadelphia Eagles	65,720
10/1	W, 27-6	Cincinnati Bengals	81,564
10/8	L, 7-31	Kansas City Chiefs	83,819
10/15	L, 0-17	Chicago Bears	72,339
10/22	W, 23-17	at Houston Oilers	38,113
10/29	W, 27-20	at Denver Broncos	51,656
11/5	W, 20-0	Houston Oilers	61,985
11/13	W, 21-17	at San Diego Chargers	54,205
11/19	W, 26-24	Pittsburgh Steelers	83,009
11/26	W, 27-10	Buffalo Bills	70,104
12/3	L, 0-30	at Pittsburgh Steelers	50,350
12/9	W, 27-24	at Cincinnati Bengals	59,524
12/17	W, 26-10	at New York Jets	62,614
		PLAYOFF	
12/24	L, 14-20	at Miami Dolphins	78,196

TEAM STATISTICS	BROWNS	OPPONENT
Total First Downs	215	240
Rushing	102	130
Passing	101	89
Penalty	12	21
Total Net Yards	3,709	4,069
Avg. Per Game	264.9	290.6
Total Plays	817	868
Avg. Per Play	4.5	4.7
Net Yards Rushing	1,793	2,333
Avg. Per Game	128.1	166.6
Total Rushes	453	520
Net Yards Passing	1,916	1,736
Avg. Per Game	136.9	124.0
Sacked/Yards Lost	27/219	38/258
Gross Yards	2,135	1,994
Attempts/Completions	337/158	310/160
Completion Pct.	46.9%	51.6%
Had Intercepted	19	13
Punts/Avg.	81/43.2	74/40.9
Net Punting Avg.	81/38.8	74/38.0
Penalties/Yards Lost	57/536	63/557
Fumbles/Ball Lost	21/9	39/16
Touchdowns	29	27
Rushing	13	13
Passing	13	14
Returns	3	0

SCORE BY PERIODS	1ST	2ND	3RD	4TH	OT	TOT
Browns	39	95	46	88	0	— 268
Opponents	61	57	72	59	0	— 249

SCORING	RU	PA	ST	DF	PAT	2RU	2PA	FG	SAF	TP
Cockroft, Don	0	0	0	0	28/29	0	0	22/27	0	94
Pitts, Frank	0	8	0	0	0/0	0	0	0/0	0	48
Kelly, Leroy	4	1	0	0	0/0	0	0	0/0	0	30

PASSING	ATT	CMP	YDS	PCT	AV/AT	TD	TD%	INT	INT%	LG	TKLD	RATNG
Phipps, Mike	305	144	1,994	47.2	6.54	13	4.3	16	5.2	80t	23/183	61.0
Nelsen, Bill	31	14	141	45.2	4.55	0	0.0	3	9.7	26	3/29	19.1
Kelly, Leroy	1	0	0	0.0	0.00	0	0.0	0	0.0	0	1/7	39.6
Browns	337	158	2,135	46.9	6.34	13	3.9	19	5.6	80t	27/219	56.9
Opponents	310	160	1,994	51.6	6.43	14	4.5	13	4.2	80t	38/258	69.5

1973 (7-5-2)

COACH: Nick Skorich
 DIVISION FINISH: 3rd AFC Central
 1973 USUAL STARTING LINEUPS

OFFENSE		DEFENSE	
WR 43 Fair Hooker	LDE 80 Joe Jones		
42 Gloster Richardson	LDT 71 Walter Johnson		
LT 73 Doug Dieken	RDT 72 Jerry Sherk		
LG 66 Gene Hickerson	RDE 81 Nick Roman		
C 61 Bob DeMarco	LLB 59 Charlie Hall		
64 Jim Copeland	MLB 60 Bob Babich		
RG 65 John DeMarie	52 Billy Andrews		
RT 78 Bob McKay	RLB 50 John Garlington		
TE 89 Mill Morin	LCB 22 Clarence Scott		
83 Chip Glass	RCB 28 Ben Davis		
WR 25 Frank Pitts	23 Clifford Brooks		
42 Gloster Richardson	SS 29 Walt Sumner		
QB 15 Mike Phipps	21 Van Green		
RB 44 L. Kelly, 26 B. Lefear	FS 27 Thom Darden		
RB 30 Ken Brown	21 Van Green		

RADIO ANNOUNCERS:
 Gib Shanley, Jim Graner (WHK 1420 AM)

Pitts, Frank	0	4	0	0	0/0	0	0	0/0	0	24
Kelly, Leroy	3	0	0	0	0/0	0	0	0/0	0	18
Hooker, Fair	0	2	0	0	0/0	0	0	0/0	0	12
Morin, Mill	0	1	0	0	0/0	0	0	0/0	0	6
Richardson, G.	0	1	0	0	0/0	0	0	0/0	0	6
Scott, Bo	0	1	0	0	0/0	0	0	0/0	0	6
Scott, C.	0	0	0	1	0/0	0	0	0/0	0	6
Green, Van	0	0	0	1	0/0	0	0	0/0	0	6
Browns	12	10	0	2	24/24	0	0	22/31	0	234
Opponents	7	16	1	0	24/24	0	0	29/46	0	255

RUSHING	NO	YDS	AVG	LG	TD
Brown, Ken	161	537	3.3	17	0
Kelly, Leroy	132	389	2.9	19	3
Pruitt, Greg	61	369	6.0	65t	4
Phipps, Mike	60	395	6.6	27	5
Scott, Bo	34	79	2.3	20	0
McKinnis, Hugh	28	77	2.8	12	0
Lefear, Billy	26	135	5.2	43	0
Richardson, Gloster	3	-10	-3.3	4	0
Cockroft, Don	1	-3	-3.0	-3	0
Browns	506	1,968	3.9	65t	12
Opponents	513	2,091	4.1	70	7

RECEIVING	NO	YDS	AVG	LG	TD
Pitts, Frank	31	317	10.2	26t	4
Morin, Mill	26	417	16.0	51t	1
Brown, Ken	22	187	8.5	46	0
Hooker, Fair	18	196	10.9	26	2
Kelly, Leroy	15	180	12.0	36	0
Richardson, Gloster	12	175	14.6	32	1
Pruitt, Greg	9	110	12.2	42	1
Scott, Bo	6	23	3.8	9	1
Lefear, Billy	5	38	7.6	13	0
Holden, Steve	3	27	9.0	17	0
McKinnis, Hugh	3	11	3.7	12	0
Glass, Chip	2	60	30.0	47	0
Browns	152	1,741	11.5	51t	10
Opponents	144	1,984	13.8	70t	16

INTERCEPTIONS	NO	YDS	AVG	LG	TD
Scott, Clarence	5	71	14.2	45t	1
Davis, Ben	2	33	16.5	20	0
Sumner, Walt	2	4	2.0	4	0
Babich, Bob	1	48	48.0	48	0
Darden, Thom	1	36	36.0	36	0
Garlington, John	1	10	10.0	10	0
Browns	12	202	16.8	48	1
Opponents	20	271	13.6	39	0

PUNTING	NO	YDS	AVG	IN20	TB	LG	BLK
Cockroft, Don	82	3,321	40.5	0	3	71	1
Browns	82	3,321	40.5	0	3	71	1
Opponents	78	3,151	40.4	0	5	63	0

PUNT RETURNS	NO	FC	YDS	AVG	LG	TD
Pruitt, Greg	16	3	180	11.3	46	0
Darden, Thom	9	10	51	5.7	11	0
Lefear, Billy	7	2	51	7.3	19	0
Holden, Steve	2	0	19	9.5	19	0
Kelly, Leroy	1	0	7	7.0	7	0
Hall, Charlie	1	0	0	0.0	0	0
Browns	36	15	308	8.6	46	0
Opponents	44	19	280	6.4	48	0

KICKOFF RETURNS	NO	YDS	AVG	LG	TD
Pruitt, Greg	16	453	28.3	54	0
Lefear, Billy	15	337	22.5	59	0
Holden, Steve	8	172	21.5	29	0
Long, Mel	6	87	14.5	38	0
Romaniszyn, Jim	2	21	10.5	16	0
Dieken, Doug	2	14	7.0	9	0
Browns	49	1,084	22.1	59	0
Opponents	48	1,165	24.3	58	0

FIELD GOALS	1-19	20-29	30-39	40-49	50+	TOT
Cockroft, Don	4/4	7/8	4/7	7/11	0/1	22/31
Browns	4/4	7/8	4/7	7/11	0/1	22/31
Opponents	11/11	8/9	4/9	6/15	0/2	29/46

DATE	RESULT	OPPONENT	ATT
9/16	W, 24-14	Baltimore Colts	74,303
9/23	L, 6-33	at Pittsburgh Steelers	49,396
9/30	W, 12-10	New York Giants	76,065
10/7	W, 17-10	Cincinnati Bengals	70,805
10/15	L, 9-17	Miami Dolphins	72,070
10/21	W, 42-13	Houston Oilers	61,146
10/28	T, 16-16	San Diego Chargers	68,244
11/4	L, 3-26	at Minnesota Vikings	45,590
11/11	W, 23-13	at Houston Oilers	37,230
11/18	W, 7-3	at Oakland Raiders	47,398
11/25	W, 21-16	Pittsburgh Steelers	67,773
12/2	T, 20-20	at Kansas City Chiefs	70,296
12/9	L, 17-34	at Cincinnati Bengals	58,266
12/16	L, 17-30	at Los Angeles Rams	73,948

TEAM STATISTICS	BROWNS	OPPONENT
Total First Downs	200	196
Rushing	107	102
Passing	79	79
Penalty	14	15
3rd Down: Made/Att	61/190	62/205
3rd Down Pct.	32.1%	30.2%
Total Net Yards	3,341	3,827
Avg. Per Game	238.6	273.4
Total Plays	859	854
Avg. Per Play	3.9	4.5
Net Yards Rushing	1,968	2,091
Avg. Per Game	140.6	149.4
Total Rushes	506	513
Net Yards Passing	1,373	1,736
Avg. Per Game	98.1	124.0
Sacked/Yards Lost	45/368	29/248
Gross Yards	1,741	1,984
Attempts/Completions	308/152	312/144
Completion Pct.	49.4%	46.2%
Had Intercepted	20	12
Punts/Avg.	82/40.5	78/40.4
Net Punting Avg.	82/37.1	78/36.4
Penalties/Yards Lost	70/620	79/738
Fumbles/Ball Lost	34/17	21/9
Touchdowns	24	24
Rushing	12	7
Passing	10	16
Returns	2	1

SCORE BY PERIODS	1ST	2ND	3RD	4TH	OT	TOT
Browns	58	63	46	67	0	— 234
Opponents	50	76	69	60	0	— 255

SCORING	RU	PA	ST	DF	PAT	2RU	2PA	FG	SAF	TP
Cockroft, Don	0	0	0	0	24/24	0	0	22/31	0	90
Pruitt, Greg	4	1	0	0	0/0	0	0	0/0	0	30
Phipps, Mike	5	0	0	0	0/0	0	0	0/0	0	30

PASSING	ATT	CMP	YDS	PCT	AV/AT	TD	TD%	INT	INT%	LG	TKLD	RATING
Phipps, Mike	299	148	1,719	49.5	5.75	9	3.0	20	6.7	51t	44/362	49.4
Horn, Don	8	4	22	50.0	2.75	1	12.5	0	0.0	12	1/6	95.8
Pruitt, Greg	1	0	0	0.0	0.00	0	0.0	0	0.0	0	0/0	39.6
Browns	308	152	1,741	49.4	5.65	10	3.2	20	6.5	51t	45/368	50.5
Opponents	312	144	1,984	46.2	6.36	16	5.1	12	3.8	70t	29/248	68.1

1974 (4-10)

COACH: Nick Skorich
DIVISION FINISH: 4th AFC Central

1974 USUAL STARTING LINEUPS

OFFENSE		DEFENSE	
WR 43 F. Hooker, 83 J. Dunbar	LDE 81 Nick Roman	LB 74 Carl Barisich	LB 74 Carl Barisich
LT 73 Doug Dieken	LT 71 Walter Johnson	RDT 72 Jerry Sherk	RDE 66 Mike Seifert
LG 69 P. Adams, 78 B. McKay	RT 72 Jerry Sherk	RDE 66 Mike Seifert	RT 72 Jerry Sherk
C 61 Bob DeMarco	RLB 50 John Garlington	RCB 21 Van Green	SS 21 Van Green
RG 65 John DeMarie	LCB 22 Clarence Scott	SS 21 Van Green	SS 21 Van Green
62 Glen Holloway	RCB 21 Van Green	SS 21 Van Green	SS 21 Van Green
RT 79 Gerry Sullivan	RCB 21 Van Green	SS 21 Van Green	SS 21 Van Green
78 Bob McKay	RCB 21 Van Green	SS 21 Van Green	SS 21 Van Green
TE 89 Milt Morin	RCB 21 Van Green	SS 21 Van Green	SS 21 Van Green
84 Jim Thaxton	RCB 21 Van Green	SS 21 Van Green	SS 21 Van Green
WR 88 Steve Holden	RCB 21 Van Green	SS 21 Van Green	SS 21 Van Green
42 Gloster Richardson	RCB 21 Van Green	SS 21 Van Green	SS 21 Van Green
OB 15 M. Phipps, 17 B. Sipe	RCB 21 Van Green	SS 21 Van Green	SS 21 Van Green
RB 30 K. Brown, 34 G. Pruitt	RCB 21 Van Green	SS 21 Van Green	SS 21 Van Green
RB 34 Greg Pruitt	RCB 21 Van Green	SS 21 Van Green	SS 21 Van Green
37 Hugh McKinnis	RCB 21 Van Green	SS 21 Van Green	SS 21 Van Green

RADIO ANNOUNCERS:
 Gib Shanley, Jim Graner (WHK 1420 AM)

DATE	RESULT	OPPONENT	ATT
9/15	L, 7-33	at Cincinnati Bengals	53,113
9/22	W, 20-7	Houston Oilers	58,988
9/29	L, 7-29	at St. Louis Cardinals	43,472
10/6	L, 24-40	Oakland Raiders	65,247
10/13	L, 24-34	Cincinnati Bengals	70,897
10/20	L, 16-20	at Pittsburgh Steelers	48,100
10/27	W, 23-21	Denver Broncos	60,478
11/3	L, 35-36	at San Diego Chargers	36,631
11/10	W, 21-14	at New England Patriots	61,279
11/17	L, 16-26	Pittsburgh Steelers	77,739
11/24	L, 10-15	Buffalo Bills	66,504
12/1	W, 7-0	at San Francisco 49ers	24,559
12/7	L, 17-41	at Dallas Cowboys	48,754
12/15	L, 24-28	at Houston Oilers	37,910

TEAM STATISTICS	BROWNS	OPPONENT
Total First Downs	223	247
Rushing	104	126
Passing	92	95
Penalty	27	26
3rd Down: Made/Att	67/196	74/193
3rd Down Pct.	34.2%	38.3%
Total Net Yards	3,651	4,440
Avg. Per Game	260.8	317.1
Total Plays	876	890
Avg. Per Play	4.2	5.0
Net Yards Rushing	1,924	2,415
Avg. Per Game	137.4	172.5
Total Rushes	461	555
Net Yards Passing	1,727	2,025
Avg. Per Game	123.4	144.6
Sacked/Yards Lost	48/402	28/234
Gross Yards	2,129	2,259
Attempts/Completions	367/179	308/139
Completion Pct.	48.8%	45.1%
Had Intercepted	24	24
Punts/Avg.	90/40.5	76/38.0
Net Punting Avg.	90/32.6	76/31.1
Penalties/Yards Lost	78/767	81/731
Fumbles/Ball Lost	34/15	31/16
Touchdowns	30	43
Rushing	14	17
Passing	12	22
Returns	4	4

SCORE BY PERIODS	1ST	2ND	3RD	4TH	OT	TOT
Browns	61	60	57	73	0	251
Opponents	62	103	116	63	0	344

SCORING	RU	PA	ST	DF	PAT	2RU	2PA	FG	SAP	TF
Cockroft, Don	0	0	0	0	29/30	0	0	14/16	0	71
Brown, Ken	4	2	0	0	0/0	0	0	0/0	0	36
Pruitt, Greg	3	1	1	0	0/0	0	0	0/0	0	30
Sipe, Brian	4	0	0	0	0/0	0	0	0/0	0	24

PASSING	ATT	CMP	YDS	PCT	AV/AT	TD	TD%	INT	INT%	LG	TKLD	RATNG
Phipps, Mike	256	117	1,384	45.7	5.41	9	3.5	17	6.5	55	33/280	46.7
Sipe, Brian	108	59	603	54.6	5.58	1	0.9	7	6.5	37	15/122	47.0
Pruitt, Greg	2	2	115	100.0	57.50	2	100.0	0	0.0	60t	0/0	158.3
Cockroft, Don	1	1	27	100.0	27.00	0	0.0	0	0.0	27	0/0	118.8
Browns	367	179	2,129	48.8	5.80	12	3.3	24	6.5	60t	48/402	50.6
Opponents	308	139	2,259	45.1	7.33	22	7.1	24	7.8	75t	28/234	61.6

Morin, Milt	0	3	0	0	0/0	0	0	0/0	0	18		
Holden, Steve	0	3	0	0	0/0	0	0	0/0	0	18		
Richardson, G.	0	2	0	0	0/0	0	0	0/0	0	12		
McKinnis, H.	2	0	0	0	0/0	0	0	0/0	0	12		
Hall, Charlie	0	0	0	1	0/0	0	0	0/0	0	6		
Hooker, Fair	0	1	0	0	0/0	0	0	0/0	0	6		
Darden, Thom	0	0	0	1	0/0	0	0	0/0	0	6		
Green, Van	0	0	0	1	0/0	0	0	0/0	0	6		
Phipps, Mike	1	0	0	0	0/0	0	0	0/0	0	6		
Browns	14	12	1	3	29/30	0	0	0	0	14/16	0	251
Opponents	17	22	4	0	38/43	0	0	0	0	14/23	3	344

RUSHING	NO	YDS	AVG	LG	TD
Pruitt, Greg	126	540	4.3	54	3
Brown, Ken	125	458	3.7	27	4
McKinnis, Hugh	124	519	4.2	44t	2
Phipps, Mike	39	279	7.2	19	1
Scott, Bo	23	86	3.7	20	0
Sipe, Brian	16	44	2.8	17	4
Lefear, Billy	6	2	0.3	4	0
Holden, Steve	6	6	1.0	6	0
Thaxton, Jim	1	-10	-10.0	-10	0
Browns	461	1,924	4.2	54	14
Opponents	555	2,415	4.4	54	17

RECEIVING	NO	YDS	AVG	LG	TD
McKinnis, Hugh	32	258	8.1	55	0
Holden, Steve	30	452	15.1	53	3
Brown, Ken	29	194	6.7	19	2
Morin, Milt	27	330	12.2	32	3
Pruitt, Greg	21	274	13.0	43	1
Richardson, Gloster	9	266	29.6	60t	2
Scott, Bo	7	22	3.1	13	0
Dunbar, Jubilee	6	74	12.3	25	0
Sullivan, Dave	5	92	18.4	37	0
Thaxton, Jim	4	71	17.8	34	0
Hooker, Fair	4	48	12.0	17	1
Lefear, Billy	4	21	5.3	8	0
Green, Van	1	27	27.0	27	0
Browns	179	2,129	11.9	60t	12
Opponents	139	2,259	16.3	75t	22

INTERCEPTIONS	NO	YDS	AVG	LG	TD
Darden, Thom	8	105	13.1	31	0
Scott, Clarence	4	42	10.5	25	0
Hall, Charlie	3	54	18.0	29t	1
Green, Van	2	56	28.0	36t	1
Garlington, John	2	33	16.5	28	0
Brown, Eddie	2	24	12.0	24	0
Andrews, Billy	1	18	18.0	18	0
Babich, Bob	1	4	4.0	4	0
Thaxton, Jim	1	0	0.0	0	0
Browns	24	336	14.0	36t	2
Opponents	24	423	17.6	59	1

PUNTING	NO	YDS	AVG	IN20	TB	LG	BLK
Cockroft, Don	90	3,643	40.5	0	11	64	0
Browns	90	3,643	40.5	0	11	64	0
Opponents	76	2,885	38.0	0	3	56	0

PUNT RETURNS	NO	FC	YDS	AVG	LG	TD
Pruitt, Greg	27	0	349	12.9	72	0
Darden, Thom	21	0	173	8.2	45	0
Lefear, Billy	2	0	1	0.5	1	0
Brown, Eddie	2	1	0	0.0	0	0
Browns	52	1	523	10.1	72	0
Opponents	68	5	705	10.4	62t	1

KICKOFF RETURNS	NO	YDS	AVG	LG	TD
Lefear, Billy	26	574	22.1	41	0
Pruitt, Greg	22	606	27.5	88t	1
Brown, Eddie	6	138	23.0	36	0
Romaniszyn, Jim	5	48	9.6	17	0
Brown, Ken	1	9	9.0	9	0
Browns	60	1,375	22.9	88t	1
Opponents	55	1,345	24.5	94t	1

FIELD GOALS	1-19	20-29	30-39	40-49	50+	TOT
Cockroft, Don	1/1	7/7	3/3	3/4	0/1	14/16
Browns	1/1	7/7	3/3	3/4	0/1	14/16
Opponents	1/1	3/3	6/7	4/8	0/4	14/23

1975 (3-11)

COACH: Forrest Gregg			
DIVISION FINISH: 4th AFC Central			
1975 USUAL STARTING LINEUPS			
OFFENSE		DEFENSE	
WR 33 Reggie Rucker	LDE 77 Ron East		
LT 73 Doug Dieken	LDT 71 Walter Johnson		
LG 67 Chuck Hutchison	RT 74 Carl Barisich		
C 54 Tom DeLeone	RDT 72 Jerry Sherk		
	RDE 70 Mack Mitchell		
RG 78 Bob McKay	MLB 59 Charlie Hall		
	LLB 52 Dick Ambrose		
RT 79 Gerry Sullivan	60 Bob Babich		
	63 Barry Darrow		
TE 81 O. Roan, 89 M. Morin	RLB 50 John Garlington		
WR 88 S. Holden, 80 W. Miller	60 Bob Babich		
QB 15 M. Phipps, 17 B. Sipe	LCB 22 Clarence Scott		
RB 34 Greg Pruitt	RCB 20 Tony Peters		
RB 39 Billy Pritchett	SS 24 P. Athas, 21 V. Green		
37 Hugh McKinnis	FS 42 N. Craig, 21 V. Green		
RADIO ANNOUNCERS:			
Gib Shanley, Jim Mueller (WHK 1420 AM)			

Browns	14	7	1	2	21/24	0	0	17/23	1	218
Opponents	21	25	2	0	45/48	0	0	13/21	0	372

RUSHING		NO	YDS	AVG	LG	TD
Pruitt, Greg	217	1,067	4.9	50	8	
Pritchett, Billy	75	199	2.7	19	0	
McKinnis, Hugh	71	259	3.6	14	4	
Phipps, Mike	18	70	3.9	12	0	
Poole, Larry	17	114	6.7	26	0	
Brown, Ken	16	45	2.8	8	1	
Sipe, Brian	9	60	6.7	21	0	
Hynoski, Henry	7	38	5.4	11	0	
Miller, Cleo	6	3	0.5	6	1	
Holden, Steve	2	-4	-2.0	0	0	
Cureton, Will	1	1	1.0	1	0	
Miller, Willie	1	-2	-2.0	-2	0	
Browns	440	1,850	4.2	50	14	
Opponents	544	2,032	3.7	41	21	

RECEIVING		NO	YDS	AVG	LG	TD
Rucker, Reggie	60	770	12.8	40t	3	
Pruitt, Greg	44	299	6.8	48	1	
Roan, Oscar	41	463	11.3	31	3	
Holden, Steve	21	320	15.2	28	0	
McKinnis, Hugh	17	155	9.1	20	0	
Pritchett, Billy	16	109	6.8	18	0	
Miller, Willie	7	57	8.1	17	0	
Hynoski, Henry	4	31	7.8	15	0	
Brown, Ken	2	23	11.5	17	0	
Miller, Cleo	2	20	10.0	10	0	
Morin, Milt	1	19	19.0	19	0	
Lefear, Billy	1	14	14.0	14	0	
Parris, Gary	1	12	12.0	12	0	
Poole, Larry	1	5	5.0	5	0	
Craig, Neal	1	1	1.0	1	0	
Green, Van	1	-1	-1.0	-1	0	
Browns	220	2,297	10.4	48	7	
Opponents	202	2,889	14.3	75t	25	

INTERCEPTIONS		NO	YDS	AVG	LG	TD
Hall, Charlie	2	28	14.0	19	0	
Scott, Clarence	2	4	2.0	4	0	
Hill, Jim	1	56	56.0	56t	1	
Graf, Dave	1	19	19.0	19	0	
Pitts, John	1	0	0.0	0	0	
Craig, Neal	1	0	0.0	0	0	
Green, Van	1	0	0.0	0	0	
Peters, Tony	1	0	0.0	0	0	
Browns	10	107	10.7	56t	1	
Opponents	23	340	14.8	67t	1	

PUNTING		NO	YDS	AVG	IN20	TB	LG	BLK
Cockroft, Don	82	3,317	40.5	0	7	67	1	1
Browns	82	3,317	40.5	0	7	67	1	1
Opponents	73	2,810	38.5	0	8	57	1	1

PUNT RETURNS		NO	FC	YDS	AVG	LG	TD
Pruitt, Greg	13	1	130	10.0	30	0	0
Miller, Willie	10	0	47	4.7	23	0	0
Athas, Pete	5	2	36	7.2	16	0	0
Poole, Larry	6	0	35	5.8	11	0	0
Hynoski, Henry	2	0	16	8.0	9	0	0
Brown, Eddie	2	0	16	8.0	9	0	0
Lefear, Billy	1	0	14	14.0	14	0	0
Green, Van	1	0	0	0.0	0	0	0
Browns	40	3	294	7.3	30	0	0
Opponents	45	15	469	10.4	48	0	0

KICKOFF RETURNS		NO	YDS	AVG	LG	TD
Pruitt, Greg	14	302	21.6	40	0	0
Lefear, Billy	13	412	31.7	92	0	0
Hynoski, Henry	8	194	24.3	37	0	0
Brown, Ken	7	126	18.0	29	0	0
Brown, Eddie	6	126	21.0	27	0	0
Athas, Pete	6	95	15.8	23	0	0
Miller, Willie	4	94	23.5	38	0	0
Miller, Cleo	3	70	23.3	31	0	0
McKinnis, Hugh	3	39	13.0	16	0	0
Poole, Larry	2	65	32.5	40	0	0
Ambrose, Dick	1	3	3.0	3	0	0
Browns	67	1,526	22.8	92	0	0
Opponents	48	1,278	26.6	81t	1	1

FIELD GOALS		1-19	20-29	30-39	40-49	50+	TOT
Cockroft, Don	1/1	7/9	4/6	5/5	0/2	17/23	17/23
Browns	1/1	7/9	4/6	5/5	0/2	17/23	17/23
Opponents	0/0	6/8	3/5	3/6	1/2	13/12	

DATE	RESULT	OPPONENT	ATT
9/21	L, 17-24	at Cincinnati Bengals	52,874
9/28	L, 10-42	Minnesota Vikings	68,064
10/5	L, 6-42	Pittsburgh Steelers	73,595
10/12	L, 10-40	Houston Oilers	46,531
10/19	L, 15-16	at Denver Broncos	52,590
10/26	L, 7-23	Washington Redskins	56,702
11/2	L, 7-21	at Baltimore Colts	35,235
11/9	L, 10-21	at Detroit Lions	75,283
11/16	L, 17-38	at Oakland Raiders	50,461
11/23	W, 35-23	Cincinnati Bengals	56,427
11/30	W, 17-16	New Orleans Saints	44,753
12/7	L, 17-31	at Pittsburgh Steelers	47,962
12/14	W, 40-14	Kansas City Chiefs	44,368
12/21	L, 10-21	at Houston Oilers	43,770

TEAM STATISTICS		BROWNS	OPPONENT
Total First Downs	247	274	
Rushing	109	124	
Passing	114	125	
Penalty	24	25	
3rd Down Made/Att	78/210	96/213	
3rd Down Pct.	37.1%	45.1%	
Total Net Yards	3,807	4,621	
Avg. Per Game	271.9	330.1	
Total Plays	915	939	
Avg. Per Play	4.2	4.9	
Net Yards Rushing	1,850	2,032	
Avg. Per Game	132.1	145.1	
Total Rushes	440	544	
Net Yards Passing	1,957	2,589	
Avg. Per Game	139.8	184.9	
Sacked/Yards Lost	38/340	34/300	
Gross Yards	2,297	2,889	
Attempts/Completions	437/220	361/202	
Completion Pct.	50.3%	56.0%	
Had Intercepted	23	10	
Punts/Avg.	82/40.5	73/38.5	
Net Punting Avg.	82/34.7	73/34.5	
Penalties/Yards Lost	85/851	88/729	
Fumbles/Ball Lost	35/14	26/16	
Touchdowns	24	48	
Rushing	14	21	
Passing	7	25	
Returns	3	2	

SCORE BY PERIODS		1ST	2ND	3RD	4TH	OT	TOT
Browns	32	42	59	85	0	—	218
Opponents	92	119	60	101	0	—	372

SCORING		RU	ST	DF	PAT	2RU	2PA	FG	SAF	TP
Cockroft, Don	0	0	0	0	21/24	0	0	17/23	0	72
Pruitt, Greg	4	1	0	0	0/0	0	0	0	54	0
McKinnis, H.	4	0	0	0	0/0	0	0	0	24	0
Roan, Oscar	0	3	0	0	0/0	0	0	0	18	0
Rucker, Reggie	0	3	0	0	0/0	0	0	0	18	0
Miller, Willie	0	0	1	0	0/0	0	0	0	6	0
Hall, Charlie	0	0	0	1	0/0	0	0	0	6	0
Hill, Jim	0	0	0	1	0/0	0	0	0	6	0
Brown, Ken	1	0	0	0	0/0	0	0	0	6	0
Miller, Cleo	1	0	0	0	0/0	0	0	0	6	0
East, Ron	0	0	0	0	0/0	0	0	0	1	2

PASSING		ATT	CMP	YDS	PCT	AV/AT	TD	TD%	INT	INT%	LG	TKLD	RATING
Phipps, Mike	313	162	1,749	51.8	5.59	4	1.3	19	6.1	4.8	28/261	47.5	
Sipe, Brian	88	45	427	51.1	4.85	1	1.1	3	3.4	22	8/58	54.5	
Cureton, Will	32	10	95	31.3	2.97	1	3.1	1	3.1	16	2/21	38.0	
Miller, Willie	1	1	26	100.0	26.00	1	100.0	0	0.0	26t	0/0	158.3	
Cockroft, Don	2	2	2	100.0	1.00	0	0.0	0	0.0	1	0/0	79.2	
Miller, Willie	1	0	0	0.0	0.00	0	0.0	0	0.0	0	0/0	39.6	
Browns	437	220	2,299	50.3	5.26	7	1.6	23	5.3	4.8	38/340	49.4	
Opponents	361	202	2,889	56.0	8.00	25	6.9	10	2.8	75t	34/300	93.6	

1976 (9-5)

COACH: Forrest Gregg
 DIVISION FINISH: 3rd AFC Central

1976 USUAL STARTING LINEUPS

OFFENSE		DEFENSE	
WR 42 Paul Warfield	LDE 64 Joe Jones		
LT 73 Doug Dieken	LDT 71 Walter Johnson		
LG 69 Pete Adams	RDT 72 Jerry Sherk		
65 Henry Sheppard	RDE 70 Mack Mitchell		
C 54 Tom DeLeone	74 Mike St. Clair		
RG 68 Robert E. Jackson	LLB 59 Charlie Hall		
RT 63 Barry Darrow	MLB 60 Bob Babich		
TE 81 O. Roan, 84 G. Parris	52 Dick Ambrose		
WR 33 Reggie Rucker	RLB 86 Gerald Irons		
OB 17 B. Sipe, 15 M. Phipps	LCB 22 Clarence Scott		
RB 34 G. Pruitt, 35 L. Poole	RCB 28 R. Bolton, 20 T. Peters		
RB 30 C. Miller, 43 M. Pruitt	SS 49 N. Craig, 21 B. Brown		
	FS 27 Thom Darden		

RADIO ANNOUNCERS:
 Gib Shanley, Jim Mueller (WHK 1420 AM)

Duncan, Brian	0	1	0	0	0/0	0	0	0/0	0	6
Bolton, Ron	0	0	0	1	0/0	0	0	0/0	0	6
Johnson, Walter	0	0	0	0	0/0	0	0	0/0	1	2
Sipe, Brian	0	0	0	0	1/1	0	0	0/0	0	1
Team, Stat	0	0	0	0	0/1	0	0	0/0	0	0
Browns	9	21	0	2	28/32	0	0	0	15/28	1 267
Opponents	15	18	4	0	32/37	0	0	0	11/19	0 287

RUSHING	NO	YDS	AVG	LG	TD
Pruitt, Greg	209	1,000	4.8	64	4
Miller, Cleo	153	613	4.0	21	4
Poole, Larry	78	356	4.6	26	1
Pruitt, Mike	52	138	2.7	18	0
Sipe, Brian	18	71	3.9	17	0
Duncan, Brian	11	44	4.0	11	0
Mays, Dave	5	14	2.8	6	0
Phipps, Mike	4	26	6.5	24	0
Rucker, Reggie	2	30	15.0	27	0
Warfield, Paul	1	3	3.0	3	0
Browns	533	2,295	4.3	64	9
Opponents	445	1,761	4.0	59	15

RECEIVING	NO	YDS	AVG	LG	TD
Rucker, Reggie	49	676	13.8	45	8
Pruitt, Greg	45	341	7.6	27	1
Warfield, Paul	38	613	16.1	37	6
Miller, Cleo	16	145	9.1	38	0
Roan, Oscar	15	174	11.6	23	4
Poole, Larry	14	70	5.0	21	0
Holden, Steve	8	128	16.0	26	1
Pruitt, Mike	8	26	3.3	15	0
Duncan, Brian	6	49	8.2	17	1
Logan, Dave	5	104	20.8	52	0
Parris, Gary	5	73	14.6	15	0
Browns	209	2,399	11.5	52	21
Opponents	225	2,353	10.5	69	18

INTERCEPTIONS	NO	YDS	AVG	LG	TD
Darden, Thom	7	73	10.4	21	0
Scott, Clarence	4	11	2.8	5	0
Bolton, Ron	3	76	25.3	39	1
Babich, Bob	2	29	14.5	21	0
Brown, Terry	1	24	24.0	24	0
Hall, Charlie	1	12	12.0	12	0
Craig, Neal	1	8	8.0	8	0
Irons, Gerald	1	1	1.0	1	0
Sherk, Jerry	1	0	0.0	0	0
Browns	21	234	11.1	39	1
Opponents	15	123	8.2	34	0

PUNTING	NO	YDS	AVG	IN20	TB	LG	BLK
Cockroft, Don	64	2,487	38.9	8	4	51	3
Mays, Dave	2	91	45.5	1	0	54	0
Browns	66	2,578	39.1	9	4	54	3
Opponents	71	2,650	37.3	14	0	59	0

PUNT RETURNS	NO	FC	YDS	AVG	LG	TD
Holden, Steve	31	2	205	6.6	38	0
Feacher, Ricky	14	1	142	10.1	49	0
Miller, Willie	5	0	22	4.4	8	0
Browns	50	3	369	7.4	49	0
Opponents	45	8	517	11.5	73	2

KICKOFF RETURNS	NO	YDS	AVG	LG	TD
Holden, Steve	19	461	24.3	44	0
Feacher, Ricky	14	311	22.2	33	0
Duncan, Brian	6	145	24.2	27	0
Pruitt, Mike	6	106	17.7	30	0
Poole, Larry	3	62	20.7	21	0
Pruitt, Greg	1	27	27.0	27	0
Miller, Cleo	1	23	23.0	23	0
Jackson, Robert E.	1	16	16.0	16	0
Ambrose, Dick	1	16	16.0	16	0
Graf, Dave	1	15	15.0	15	0
Miller, Willie	1	0	0.0	0	0
Browns	54	1,182	21.9	44	0
Opponents	57	1,347	23.6	97	1

FIELD GOALS	1-19	20-29	30-39	40-49	50+	TOT
Cockroft, Don	2/2	3/6	5/6	4/11	1/3	15/28
Browns	2/2	3/6	5/6	4/11	1/3	15/28
Opponents	0/0	2/4	4/6	5/9	0/0	11/19

DATE	RESULT	OPPONENT	ATT
9/12	W, 38-17	New York Jets	67,496
9/19	L, 14-31	at Pittsburgh Steelers	49,169
9/26	L, 13-44	at Denver Broncos	62,775
10/3	L, 24-45	Cincinnati Bengals	75,817
10/10	W, 18-16	Pittsburgh Steelers	76,411
10/17	W, 20-17	at Atlanta Falcons	33,364
10/24	W, 21-17	San Diego Chargers	60,018
10/31	L, 6-21	at Cincinnati Bengals	54,776
11/7	W, 21-7	at Houston Oilers	39,828
11/14	W, 24-3	Philadelphia Eagles	62,120
11/21	W, 24-7	at Tampa Bay Buccaneers	36,930
11/28	W, 17-13	Miami Dolphins	74,715
12/5	W, 13-10	Houston Oilers	56,025
12/12	L, 14-39	at Kansas City Chiefs	34,340

TEAM STATISTICS	BROWNS	OPPONENT
Total First Downs	259	244
Rushing	119	109
Passing	111	111
Penalty	29	24
3rd Down: Made/Att	89/202	76/188
3rd Down Pct.	44.1%	40.4%
Total Net Yards	4,542	3,793
Avg. Per Game	324.4	270.9
Total Plays	925	865
Avg. Per Play	4.9	4.4
Net Yards Rushing	2,295	1,761
Avg. Per Game	163.9	125.8
Total Rushes	533	445
Net Yards Passing	2,247	2,032
Avg. Per Game	160.5	145.1
Sacked/Yards Lost	19/152	30/321
Gross Yards	2,399	2,353
Attempts/Completions	373/209	392/225
Completion Pct.	56.0%	57.4%
Had Intercepted	15	21
Punts/Avg.	66/39.1	71/37.3
Net Punting Avg.	66/31.2	71/32.1
Penalties/Yards Lost	107/1,037	89/711
Fumbles/Ball Lost	46/22	24/11
Touchdowns	32	37
Rushing	9	15
Passing	21	18
Returns	2	4

SCORE BY PERIODS	1ST	2ND	3RD	4TH	OT	TOT
Browns	53	92	56	66	0	— 267
Opponents	62	83	66	76	0	— 287

SCORING	RU	PA	ST	DF	PAT	2RU	2PA	FG	SAF	TP
Cockroft, Don	0	0	0	0	27/30	0	0	15/28	0	72
Rucker, Reggie	0	8	0	0	0/0	0	0	0/0	0	48
Warfield, Paul	0	6	0	0	0/0	0	0	0/0	0	36
Pruitt, Greg	4	1	0	0	0/0	0	0	0/0	0	30
Roan, Oscar	4	4	0	0	0/0	0	0	0/0	0	24
Miller, Cleo	4	0	0	0	0/0	0	0	0/0	0	24
Holden, Steve	0	1	0	0	0/0	0	0	0/0	0	6
Jones, Joe	0	0	0	1	0/0	0	0	0/0	0	6
Poole, Larry	1	0	0	0	0/0	0	0	0/0	0	6

PASSING	ATT	CMP	YDS	PCT	AV/AT	TD	TD%	INT	INT%	LG	TKLD	RATING
Sipe, Brian	312	178	2,113	57.1	6.77	17	5.4	14	4.5	52	16/142	77.3
Phipps, Mike	37	20	146	54.1	3.95	3	8.1	0	0.0	23	1/6	90.6
Mays, Dave	20	9	101	45.0	5.05	0	0.0	1	5.0	21	2/4	39.8
Pruitt, Greg	3	2	39	66.7	13.00	1	33.3	0	0.0	29	0/0	149.3
Cockroft, Don	1	0	0	0.0	0.00	0	0.0	0	0.0	0	0/0	39.6
Browns	373	209	2,399	56.0	6.43	21	5.6	15	4.0	52	19/152	77.6
Opponents	392	225	2,353	57.4	6.00	18	4.6	21	5.4	62	32/221	67.9

1977 (6-8)

COACH: Forrest Gregg (first 13 games)/Dick Modzelewski (final game)

DIVISION FINISH: 4th AFC Central

1977 USUAL STARTING LINEUPS

OFFENSE		DEFENSE	
WR 85	Dave Logan	LDE 64	Joe Jones
42	Paul Warfield	LDT 66	Earl Edwards
LT 73	Doug Dieken	RDT 78	M. Sims, 72 Jerry Sherk
LG 65	Henry Sheppard	RDE 74	Mike St. Clair
C 54	Tom DeLeone	70	Mack Mitchell
RG 68	Robert E. Jackson	LLB 59	Charlie Hall
RT 63	Barry Darrow	MLB 52	Dick Ambrose
TE 81	O. Roan, 84 G. Parris	RLB 86	Gerald Irons
WR 33	Reggie Rucker	LCB 22	Claresce Scott
QB 17	Brian Sipe	RCB 21	Oliver Davis
RB 34	Greg Pruitt	SS 20	Tony Peters
RB 30	Cleo Miller	FS 27	Thom Darden

RADIO ANNOUNCERS:
Gib Shanley, Jim Mueller (WHK 1420 AM)

DATE	RESULT	OPPONENT	ATT
9/18	W, 13-3	at Cincinnati Bengals	52,847
9/26	W, 30-27 (OT)	New England Patriots	76,418
10/2	L, 14-28	Pittsburgh Steelers	80,588
10/9	L, 10-26	Oakland Raiders	80,236
10/16	W, 24-23	at Houston Oilers	47,888
10/23	W, 27-16	at Buffalo Bills	60,905
10/30	W, 44-7	Kansas City Chiefs	60,381
11/6	L, 7-10	Cincinnati Bengals	81,932
11/13	L, 31-35	at Pittsburgh Steelers	47,055
11/20	W, 21-7	at New York Giants	72,576
11/27	L, 0-9	Los Angeles Rams	70,352
12/4	L, 14-37	at San Diego Chargers	37,312
12/11	L, 15-19	Houston Oilers	30,898
12/18	L, 19-20	at Seattle Seahawks	61,583

TEAM STATISTICS	BROWNS	OPPONENT
Total First Downs	271	261
Rushing	119	113
Passing	119	116
Penalty	33	32
3rd Down: Made/Att	76/188	74/186
3rd Down Pct.	40.4%	39.8%
Total Net Yards	4,375	4,115
Avg. Per Game	312.5	293.9
Total Plays	911	889
Avg. Per Play	4.8	4.6
Net Yards Rushing	2,200	2,098
Avg. Per Game	157.1	149.9
Total Rushes	510	524
Net Yards Passing	2,175	2,017
Avg. Per Game	155.4	144.1
Sacked/Yards Lost	24/199	27/281
Gross Yards	2,374	2,298
Attempts/Completions	377/208	340/184
Completion Pct.	55.2%	54.1%
Had Intercepted	31	23
Punts/Avg.	62/39.0	70/37.7
Net Punting Avg.	62/30.0	70/33.1
Penalties/Yards Lost	125/1,046	117/979
Fumbles/Ball Lost	34/22	32/16
Touchdowns	31	32
Rushing	9	14
Passing	19	15
Returns	3	3
Avg. Time Of Possession	30:13	29:47

SCORE BY PERIODS	1ST	2ND	3RD	4TH	OT	TOT
Browns	63	77	40	86	3	— 269
Opponents	68	100	38	61	0	— 267

SCORING	RU	PA	ST	DF	PAT	2RU	2PA	FG	SAF	TP
Cockroft, Don	0	0	0	0	30/31	0	0	17/23	0	81
Miller, Cleo	4	1	0	0	0/0	0	0	0/0	0	30
Parris, Gary	0	5	0	0	0/0	0	0	0/0	0	30
Pooler, Larry	1	3	0	0	0/0	0	0	0/0	0	24
Pruitt, Greg	3	1	0	0	0/0	0	0	0/0	0	24
Rucker, Reggie	0	2	0	0	0/0	0	0	0/0	0	12
Warfield, Paul	0	2	0	0	0/0	0	0	0/0	0	12
Roan, Oscar	0	2	0	0	0/0	0	0	0/0	0	12
Pruitt, Mike	1	0	0	0	0/0	0	0	0/0	0	6
Luck, Terry	0	1	0	0	0/0	0	0	0/0	0	6

PASSING	ATT	CMP	YDS	PCT	AV/AT	TD	TD%	INT	INT%	LG	TKLD	RATING
Sipe, Brian	195	112	1,233	57.4	6.32	9	4.6	14	7.2	52t	16/114	61.8
Mays, Dave	121	67	797	55.4	6.59	6	5.0	10	8.3	60	6/67	57.8
Luck, Terry	50	25	316	50.0	6.32	1	2.0	7	14.0	33	1/18	37.2
Pruitt, Greg	9	4	28	44.4	3.11	3	33.3	0	0.0	13	1/10	91.7
Logan, Dave	2	0	0	0.0	0.00	0	0.0	0	0.0	0	0/0	39.6
Browns	377	208	2,374	55.2	6.30	19	5.0	31	8.2	60	24/199	56.8
Opponents	340	184	2,298	54.1	6.76	15	4.4	23	6.8	67t	31/281	61.9

Logan, Dave	0	1	0	0	0/0	0	0	0/0	0	6
Darden, Thom	0	0	0	1	0/0	0	0	0/0	0	6
Scott, C.	0	0	0	1	0/0	0	0	0/0	0	6
Irons, Gerald	0	0	0	1	0/0	0	0	0/0	0	6
Duncan, Brian	0	1	0	0	0/0	0	0	0/0	0	6
Sherk, Jerry	0	0	0	0	0/0	0	0	0/0	1	2
Browns	9	19	0	3	30/31	0	0	17/23	1	269
Opponents	14	15	3	0	27/32	0	0	16/22	0	267

RUSHING	NO	YDS	AVG	LG	TD
Pruitt, Greg	236	1,086	4.6	78t	3
Miller, Cleo	163	756	4.6	38	4
Pruitt, Mike	47	205	4.4	21	1
Pooler, Larry	38	118	3.1	12t	1
Sipe, Brian	10	14	1.4	9	0
Duncan, Brian	5	16	3.2	10	0
Mays, Dave	4	2	0.5	2	0
Luck, Terry	3	-2	-0.7	1	0
Rucker, Reggie	2	6	3.0	3	0
Warfield, Paul	1	2	2.0	2	0
Coleman, Greg	1	-3	-3.0	-3	0
Browns	510	2,200	4.3	78t	9
Opponents	524	2,098	4.0	41	14

RECEIVING	NO	YDS	AVG	LG	TD
Miller, Cleo	41	291	7.1	28	1
Pruitt, Greg	37	471	12.7	60	1
Rucker, Reggie	36	565	15.7	40	2
Parris, Gary	21	213	10.1	26t	5
Logan, Dave	19	284	14.9	42	1
Warfield, Paul	18	251	13.9	52t	2
Pooler, Larry	17	137	8.1	21	3
Roan, Oscar	13	136	10.5	27	2
Pruitt, Mike	3	12	4.0	6	0
Craig, Reggie	1	5	5.0	5	0
Duncan, Brian	1	5	5.0	5t	1
Luck, Terry	1	4	4.0	4t	1
Browns	-208	-2,374	11.4	60	19
Opponents	184	2,298	12.5	67t	14

INTERCEPTIONS	NO	YDS	AVG	LG	TD
Darden, Thom	6	107	17.8	49	1
Irons, Gerald	3	99	33.0	53t	1
Scott, Clarence	3	72	24.0	49t	1
Davis, Oliver	3	71	23.7	32	0
Bolton, Ron	3	50	16.7	43	0
Peters, Tony	2	29	14.5	25	0
Hall, Charlie	1	2	2.0	2	0
Jones, Joe	1	0	0.0	0	0
Woolsey, Rolly	1	0	0.0	0	0
Browns	23	430	18.7	53t	3
Opponents	31	343	11.1	53	0

PUNTING	NO	YDS	AVG	IN20	LG	BLK
Coleman, Greg	61	2,389	39.2	21	2	58
Cockroft, Don	1	30	30.0	0	1	30
Browns	62	2,419	39.0	21	3	58
Opponents	70	2,641	37.7	16	5	67

PUNT RETURNS	NO	FC	YDS	AVG	LG	TD
Woolsey, Rolly	32	3	290	9.1	44	0
Payton, Edward	3	0	17	5.7	16	0
Feacher, Ricky	2	0	15	7.5	15	0
Craig, Reggie	1	0	0	0.0	0	0
Browns	38	3	322	8.5	44	0
Opponents	31	1	558	18.0	91t	3

KICKOFF RETURNS	NO	YDS	AVG	LG	TD
Duncan, Brian	15	298	19.9	36	0
Feacher, Ricky	11	219	19.9	26	0
Williams, Lawrence	8	199	24.9	32	0
Pruitt, Mike	6	131	21.8	31	0
Ellis, Ken	5	80	16.0	30	0
Payton, Edward	4	91	22.8	34	0
Jackson, Robert E.	1	21	21.0	21	0
Ambrose, Dick	1	20	20.0	20	0
Babich, Bob	1	14	14.0	14	0
Woolsey, Rolly	1	2	2.0	2	0
Browns	53	1,075	20.3	36	0
Opponents	50	986	19.7	45	0

FIELD GOALS	1-19	20-29	30-39	40-49	50+	TOT
Cockroft, Don	0/0	6/6	6/8	5/9	0/0	17/23
Browns	0/0	6/6	6/8	5/9	0/0	17/23
Opponents	1/1	6/6	7/9	2/5	0/1	16/22

1978 (8-8)

COACH: Sam Rutigliano
DIVISION FINISH: 3rd AFC Central
1978 USUAL STARTING LINEUPS

OFFENSE		DEFENSE	
WR 85 Dave Logan	LDE 74 Mike St. Clair	LDE 74 Mike St. Clair	
LT 73 Doug Dieken	LDT 66 Earl Edwards	LDT 66 Earl Edwards	
LG 65 Henry Sheppard	RDT 72 Jerry Sherk	RDT 72 Jerry Sherk	
C 54 Tom DeLeone	RDE 70 M. Mitchell, 64 J. Jones	RDE 70 M. Mitchell, 64 J. Jones	
RG 68 Robert E. Jackson	LOLB 59 Charlie Hall	LOLB 59 Charlie Hall	
RT 63 Barry Darrow	MLB 52 Dick Ambrose	MLB 52 Dick Ambrose	
TE 82 Ozzie Newsome	ROLB 86 Gerald Irons	ROLB 86 Gerald Irons	
WR 33 Reggie Rucker	57 Clay Matthews	57 Clay Matthews	
QB 17 Brian Sipe	LCB 22 C. Scott, 28 R. Bolton	LCB 22 C. Scott, 28 R. Bolton	
FB 43 Mike Pruitt	RCB 21 Oliver Davis	RCB 21 Oliver Davis	
30 Clea Miller	SS 20 Tony Peters	SS 20 Tony Peters	
RB 34 Greg Pruitt	FS 27 Thom Darden	FS 27 Thom Darden	

RADIO ANNOUNCERS:
 Gib Shanley, Jim Mueller (WHK 1420 AM)

DATE	RESULT	OPPONENT	ATT
9/3	W, 24-7	San Francisco 49ers	68,973
9/10	W, 13-10 (OT)	Cincinnati Bengals	72,691
9/17	W, 24-16	at Atlanta Falcons	56,648
9/24	L, 9-15 (OT)	at Pittsburgh Steelers	49,573
10/1	L, 13-16	Houston Oilers	72,776
10/8	W, 24-16	at New Orleans Saints	50,158
10/15	L, 14-34	Pittsburgh Steelers	81,302
10/22	L, 3-17	at Kansas City Chiefs	41,157
10/29	W, 41-20	Buffalo Bills	51,409
11/5	L, 10-14	at Houston Oilers	45,827
11/12	L, 7-19	Denver Broncos	70,856
11/19	W, 45-24	at Baltimore Colts	45,341
11/26	W, 30-19	Los Angeles Rams	55,158
12/3	L, 24-47	at Seattle Seahawks	62,262
12/10	W, 37-34 (OT)	New York Jets	36,881
12/17	L, 16-48	at Cincinnati Bengals	46,985

TEAM STATISTICS	BROWNS	OPPONENT
Total First Downs	293	329
Rushing	133	117
Passing	130	174
Penalty	30	38
3rd Down: Made/Att	85/217	96/230
3rd Down Pct.	39.2%	41.7%
Total Net Yards	5,347	5,352
Avg. Per Game	334.2	334.5
Total Plays	1,036	1,083
Avg. Per Play	5.2	4.9
Net Yards Rushing	2,488	2,149
Avg. Per Game	155.5	134.3
Total Rushes	559	563
Net Yards Passing	2,859	3,203
Avg. Per Game	178.7	200.2
Sacked/Yards Lost	35/278	31/232
Gross Yards	3,137	3,435
Attempts/Completions	442/236	489/265
Completion Pct.	53.4%	54.2%
Had Intercepted	21	27
Punts/Avg.	79/39.1	82/38.4
Net Punting Avg.	79/34.5	82/34.5
Penalties/Yards Lost	127/1,165	131/1,110
Fumbles/Ball Lost	50/29	35/18
Touchdowns	40	42
Rushing	17	19
Passing	22	20
Returns	1	3
Avg. Time Of Possession	30:06	29:54

SCORE BY PERIODS	1ST	2ND	3RD	4TH	OT	TOT
Browns	50	115	85	78	6	— 334
Opponents	46	99	60	145	6	— 356

SCORING	RU	PA	ST	DF	PAT	ZRU	ZPA	FG	SAF	TP
Cockroft, Don	0	0	0	0	37/40	0	0	0	19/28	0 94
Rucker, Reggie	0	8	0	0	0/0	0	0	0/0	0	48
Hill, Calvin	1	6	0	0	0/0	0	0	0/0	0	42
Pruitt, Mike	5	0	0	0	0/0	0	0	0/0	0	30

PASSING	ATT	CMP	YDS	PCT	AV/AT	TD	TD%	INT	INT%	LG	TKLD	RATNG
Sipe, Brian	399	222	2,906	55.6	7.28	21	5.3	15	3.8	69t	29/229	80.7
Miller, Mark	39	13	212	33.3	5.44	1	2.6	4	10.3	44	5/47	21.5
Evans, Johnny	1	1	19	100.0	19.00	0	0.0	0	0.0	0	0	118.8
Pruitt, Greg	3	0	0	0.0	0.00	0	0.0	2	66.7	0	0/0	0.0
Hill, Calvin	0	0	0	0.0	0.00	0	0.0	0	0.0	0	1/2	39.6
Browns	442	236	3,137	53.4	7.10	22	5.0	21	4.8	69t	35/278	72.9
Opponents	489	265	3,435	54.2	7.02	20	4.1	27	5.5	72t	31/232	67.1

* Led NFL

Pruitt, Greg	3	2	0	0	0/0	0	0	0/0	0	30
Logan, Dave	0	4	0	0	0/0	0	0	0/0	0	24
Newsome, Ozzie	2	2	0	0	0/0	0	0	0/0	0	24
Sipe, Brian	3	0	0	0	0/0	0	0	0/0	0	18
Miller, Cleo	1	0	0	0	0/0	0	0	0/0	0	6
Collins, Larry	1	0	0	0	0/0	0	0	0/0	0	6
Davis, Oliver	0	0	0	1	0/0	0	0	0/0	0	6
Miller, Mark	1	0	0	0	0/0	0	0	0/0	0	6
Browns	17	22	0	1	37/40	0	0	0	19/28	0 334
Opponents	19	20	3	0	36/41	0	0	0	22/29	1 356

RUSHING	NO	YDS	AVG	LG	TD
Pruitt, Greg	176	960	5.5	70t	3
Pruitt, Mike	135	560	4.1	71t	5
Miller, Cleo	89	336	3.8	18	1
Hill, Calvin	80	289	3.6	21	1
Sipe, Brian	28	87	3.1	35	3
Collins, Larry	22	64	2.9	19	1
Newsome, Ozzie	13	96	7.4	33t	2
Miller, Mark	7	63	9.0	17	1
Sullivan, Tom	5	7	1.4	5	0
Rucker, Reggie	2	14	7.0	9	0
Evans, Johnny	2	12	6.0	12	0
Browns	559	2,488	4.5	71t	17
Opponents	563	2,149	3.8	39	19

RECEIVING	NO	YDS	AVG	LG	TD
Rucker, Reggie	43	893	20.8	69t	8
Newsome, Ozzie	38	589	15.5	47	2
Pruitt, Greg	38	292	7.7	26t	2
Logan, Dave	37	585	15.8	44	4
Hill, Calvin	25	334	13.4	53t	6
Miller, Cleo	20	152	7.6	23	0
Pruitt, Mike	20	112	5.6	15	0
Wright, Keith	8	76	9.5	20	0
Feacher, Ricky	4	76	19.0	42	0
Sullivan, Tom	1	20	20.0	20	0
Parris, Gary	1	4	4.0	4	0
Collins, Larry	1	4	4.0	4	0
Browns	236	3,137	13.3	69t	22
Opponents	265	3,435	13.0	72t	20

INTERCEPTIONS	NO	YDS	AVG	LG	TD
Darden, Thom	10*	200	20.0	46	0
Davis, Oliver	6	65	10.8	33	1
Scott, Clarence	3	15	5.0	7	0
Ambrose, Dick	2	46	23.0	39	0
Irons, Gerald	2	9	4.5	9	0
Peters, Tony	2	7	3.5	7	0
Hill, Charlie	1	6	6.0	6	0
Matthews, Clay	1	5	5.0	5	0
Browns	27	353	13.1	46	1
Opponents	21	343	16.3	65	2

PUNTING	NO	YDS	AVG	IN20	TB	LG	BLK
Evans, Johnny	79	3,089	39.1	16	8	65	0
Browns	79	3,089	39.1	16	8	65	0
Opponents	82	3,146	38.4	14	9	56	0

PUNT RETURNS	NO	FC	YDS	AVG	LG	TD
Wright, Keith	37	16	288	7.8	42	0
Newsome, Ozzie	2	1	29	14.5	24	0
Browns	39	17	317	8.1	42	0
Opponents	41	5	366	8.9	39	0

KICKOFF RETURNS	NO	YDS	AVG	LG	TD
Collins, Larry	32	709	22.2	41	0
Wright, Keith	30	789	26.3	86	0
Sullivan, Tom	4	90	22.5	27	0
Rich, Randy	2	43	21.5	24	0
Pruitt, Greg	1	31	31.0	31	0
Jackson, Robert E.	1	19	19.0	19	0
Miller, Cleo	1	15	15.0	15	0
Rucker, Reggie	1	1	1.0	1	0
Browns	72	1,697	23.6	86	0
Opponents	72	1,469	20.4	95t	1

FIELD GOALS	1-19	20-29	30-39	40-49	50+	TOT
Cockroft, Don	1/2	6/7	2/5	10/12	0/2	19/28
Browns	1/2	6/7	2/5	10/12	0/2	19/28
Opponents	2/2	9/9	5/10	6/8	0/0	22/29

1979 (9-7)

COACH: Sam Rutigliano
DIVISION FINISH: 3rd AFC Central
1979 USUAL STARTING LINEUPS

OFFENSE		DEFENSE	
WR 85	Dave Logan	LDE 77	Lyle Alzado
LT 73	Doug Dieken	LDT 78	Mickey Sims
LG 63	Cody Risien	RDT 72	Jerry Sherk
C 54	Tom DeLeone	RDE 81	Jack Gregory
RG 68	Robert E. Jackson	LOLB 59	Charlie Hall
RT 65	Henry Sheppard	MLB 52	Dick Ambrose
TE 82	Ozzie Newsome	ROLB 57	Clay Matthews
WR 33	Reggie Rucker	LCB 28	Ron Bolton
QB 17	Brian Sipe	RCB 21	Oliver Davis
FB 43	Mike Pruitt	SS 22	Clarence Scott
RB 35	C. Hill, 34 G. Pruitt	FS 27	Thom Darden

RADIO ANNOUNCERS:
 Gib Shanley, Jim Mueller (WHK 1420 AM)

DATE	RESULT	OPPONENT	ATT
9/2	W, 25-22 (OT)	at New York Jets	48,472
9/9	W, 27-24	at Kansas City Chiefs	42,181
9/16	W, 13-10	Baltimore Colts	73,889
9/24	W, 26-7	Dallas Cowboys	80,123
9/30	L, 10-31	at Houston Oilers	48,915
10/7	L, 35-51	Pittsburgh Steelers	81,260
10/14	L, 9-13	Washington Redskins	63,323
10/21	W, 28-27	Cincinnati Bengals	75,119
10/28	W, 38-20	at St. Louis Cardinals	47,845
11/4	W, 24-19	at Philadelphia Eagles	69,019
11/11	L, 24-29	Seattle Seahawks	72,440
11/18	W, 30-24 (OT)	Miami Dolphins	80,374
11/25	L, 30-33 (OT)	at Pittsburgh Steelers	48,773
12/2	W, 14-7	Houston Oilers	69,112
12/9	L, 14-19	at Oakland Raiders	52,641
12/16	L, 12-16	at Cincinnati Bengals	42,183

TEAM STATISTICS	BROWNS	OPPONENT
Total First Downs	350	307
Rushing	125	136
Passing	189	158
Penalty	36	13
3rd Down: Made/Att	99/222	105/240
3rd Down Pct.	44.6%	43.8%
Total Net Yards	5,772	5,650
Avg. Per Game	360.8	353.1
Total Plays	1,092	1,076
Avg. Per Play	5.3	5.3
Net Yards Rushing	2,281	2,604
Avg. Per Game	142.6	162.8
Total Rushes	504	577
Net Yards Passing	3,491	3,046
Avg. Per Game	218.2	190.4
Sacked/Yards Lost	43/347	31/243
Gross Yards	3,838	3,289
Attempts/Completions	545/289	468/271
Completion Pct.	53.0%	57.9%
Had Intercepted	27	16
Punts/Avg.	69/41.2	80/41.4
Net Punting Avg.	69/35.8	80/37.1
Penalties/Yards Lost	82/709	118/1,018
Fumbles/Ball Lost	28/17	39/16
Touchdowns	45	42
Rushing	16	25
Passing	28	14
Returns	1	3
Avg. Time Of Possession	29:29	30:31

SCORE BY PERIODS	1ST	2ND	3RD	4TH	OT	TOT
Browns	91	66	78	115	9	359
Opponents	94	81	60	114	3	352

SCORING	RU	PA	ST	DF	PAT	ZRU	ZPA	FG	SAF	TP
Cockroft, Don	0	0	0	0	38/43	0	0	17/29	0	89
Pruitt, Mike	9	2	0	0	0/0	0	0	0/0	0	66
Newsome, O.	0	9	0	0	0/0	0	0	0/0	0	54
Logan, Dave	0	7	0	0	0/0	0	0	0/0	0	42
Rucker, Reggie	0	6	0	0	0/0	0	0	0/0	0	36
Hill, Calvin	1	2	0	0	0/0	0	0	0/0	0	18
Moriarity, Pat	2	0	0	0	0/0	0	0	0/0	0	12

Sipe, Brian	2	0	0	0	0/0	0	0	0/0	0	12
Feacher, Ricky	0	1	0	0	0/0	0	0	0/0	0	6
Pruitt, Greg	0	1	0	0	0/0	0	0	0/0	0	6
Miller, Cleo	1	0	0	0	0/0	0	0	0/0	0	6
Darden, Thom	0	0	0	1	0/0	0	0	0/0	0	6
Hall, Dino	1	0	0	0	0/0	0	0	0/0	0	6
Team, Stat	0	0	0	0	0/1	0	0	0/0	0	0
Browns	16	28	0	1	38/44	0	0	0	17/29	359
Opponents	25	14	3	0	34/42	0	0	0	22/35	352

RUSHING	NO	YDS	AVG	LG	TD
Pruitt, Mike	264	1,294	4.9	77†	9
Pruitt, Greg	62	233	3.8	27	0
Hill, Calvin	53	193	3.6	33	1
Sipe, Brian	45	188	4.2	34	2
Miller, Cleo	39	213	5.5	39†	1
Hall, Dino	22	152	6.9	52†	1
Moriarity, Pat	14	11	0.8	8	2
Adams, Willis	2	4	2.0	3	0
Newsome, Ozzie	1	6	6.0	6	0
Feacher, Ricky	1	-1	-1.0	-1	0
Miller, Mark	1	-2	-2.0	-2	0
Browns	504	2,291	4.5	77†	16
Opponents	577	2,604	4.5	71†	25

RECEIVING	NO	YDS	AVG	LG	TD
Logan, Dave	59	982	16.6	46	7
Newsome, Ozzie	55	781	14.2	74	9
Rucker, Reggie	43	749	17.4	54	6
Pruitt, Mike	41	372	9.1	50†	2
Hill, Calvin	38	381	10.0	31	2
Miller, Cleo	26	251	9.7	33	0
Pruitt, Greg	14	155	11.1	27	1
Feacher, Ricky	7	103	14.7	25	1
Hall, Dino	2	14	7.0	8	0
Moriarity, Pat	1	17	17.0	17	0
Weathers, Curtis	1	14	14.0	14	0
Wright, Keith	1	13	13.0	13	0
Adams, Willis	1	6	6.0	6	0
Browns	289	3,838	13.3	74	28
Opponents	271	3,289	12.1	62	14

INTERCEPTIONS	NO	YDS	AVG	LG	TD
Darden, Thom	5	125	25.0	39†	1
Scott, Clarence	3	56	18.7	29	0
Bolton, Ron	3	20	6.7	13	0
Hall, Charlie	2	14	7.0	11	0
Davis, Oliver	1	33	33.0	33	0
Matthews, Clay	1	30	30.0	30	0
Ambrose, Dick	1	0	0.0	0	0
Browns	16	278	17.4	39†	1
Opponents	27	315	11.7	50	1

PUNTING	NO	YDS	AVG	IN20	TB	LG	BLK
Evans, Johnny	69	2,844	41.2	7	9	59	2
Browns	69	2,844	41.2	7	9	59	2
Opponents	80	3,313	41.4	9	9	61	0

PUNT RETURNS	NO	FC	YDS	AVG	LG	TD
Hall, Dino	29	5	295	10.2	47	0
Wright, Keith	12	6	50	4.2	13	0
Newsome, Ozzie	0	1	0	0.0	0	0
Burrell, Clinton	0	2	0	0.0	0	0
Browns	41	14	345	8.4	47	0
Opponents	45	2	375	8.3	38	0

KICKOFF RETURNS	NO	YDS	AVG	LG	TD
Hall, Dino	50	1,014	20.3	33	0
Wright, Keith	15	402	26.8	45	0
Feacher, Ricky	2	51	25.5	27	0
Rich, Randy	2	10	5.0	6	0
Pruitt, Greg	1	22	22.0	22	0
Jackson, Robert E.	1	18	18.0	18	0
Miller, Cleo	1	14	14.0	14	0
Weathers, Curtis	1	0	0.0	0	0
Miller, Matt	1	0	0.0	0	0
Moriarity, Pat	1	0	0.0	0	0
Browns	75	1,531	20.4	45	0
Opponents	70	1,324	18.9	51	0

FIELD GOALS	1-19	20-29	30-39	40-49	50+	TOT
Cockroft, Don	0/0	5/6	8/12	3/8	1/3	17/29
Browns	0/0	5/6	8/12	3/8	1/3	17/29
Opponents	1/2	6/9	9/13	6/11	0/0	22/35

PASSING	ATT	CMP	YDS	PCT	AVIAT	TD	TD%	INT	INT%	LG	TKLD	RATING
Sipe, Brian	535	286	3,793	53.5	7.09	28*	5.2	26	4.9	74	43/347	73.4
Miller, Mark	8	2	31	25.0	3.88	0	0.0	1	12.5	17	0/0	3.6
Evans, Johnny	2	1	14	50.0	7.00	0	0.0	0	0.0	14	0/0	72.9
Browns	545	289	3,838	53.0	7.04	28	5.1	27	5.0	74	43/347	72.1
Opponents	468	271	3,289	57.9	7.03	14	3.0	16	3.4	62	31/243	75.3

* Tied NFL Lead

1980 (11-5)

COACH: Sam Rutigliano
 DIVISION FINISH: 1st AFC Central
 1980 USUAL STARTING LINEUPS

OFFENSE		DEFENSE	
WR 85	Dave Logan	LDE 90	Marshall Harris
LT 73	Doug Dieken	NT 91	Henry Bradley
LG 65	Henry Sheppard	RDE 77	Lyle Alzado
C 54	Tom DeLeone	LOLB 59	Charlie Hall
RG 64	Joe DeLamielleure	LILB 56	Robert L. Jackson
RT 63	Cody Rysien	RILB 52	Dick Ambrose
TE 82	Ozzie Newsome	ROLB 57	Clay Matthews
WR 33	Reggie Rucker	LCB 28	Ron Bolton
QB 17	Brian Sipe	RCB 49	Clinton Burrell
FB 43	Mike Pruitt	FS 27	Thom Darden
RB 34	Greg Pruitt	SS 22	Clarence Scott

RADIO ANNOUNCERS: Gib Shanley, Jim Mueller (WHK 1420 AM)

DATE	RESULT	OPPONENT	ATT
9/7	L, 17-34	at New England Patriots	49,222
9/15	L, 7-16	Houston Oilers	80,243
9/21	W, 20-13	Kansas City Chiefs	63,614
9/28	W, 34-27	at Tampa Bay Buccaneers	65,540
10/5	L, 16-19	Denver Broncos	81,065
10/12	W, 27-3	at Seattle Seahawks	61,366
10/19	W, 26-21	Green Bay Packers	75,548
10/26	W, 27-26	Pittsburgh Steelers	79,095
11/3	W, 27-21	Chicago Bears	83,224
11/9	W, 28-27	at Baltimore Colts	45,369
11/16	L, 13-16	at Pittsburgh Steelers	54,563
11/23	W, 31-7	Cincinnati Bengals	79,253
11/30	W, 17-14	at Houston Oilers	51,514
12/7	W, 17-14	New York Jets	78,454
12/14	L, 23-28	at Minnesota Vikings	42,202
12/21	W, 27-24	at Cincinnati Bengals	50,058
PLAYOFF			
1/4	L, 12-14	Oakland Raiders	77,655

TEAM STATISTICS	BROWNS	OPPONENT
Total First Downs	336	340
Rushing	102	105
Passing	207	197
Penalty	27	38
3rd Down: Made/Att	98/207	105/220
3rd Down Pct.	47.3%	47.7%
Total Net Yards	5,588	5,626
Avg. Per Game	349.3	351.6
Total Plays	1,016	1,051
Avg. Per Play	5.5	5.4
Net Yards Rushing	1,673	1,761
Avg. Per Game	104.6	110.1
Total Rushes	436	485
Net Yards Passing	3,915	3,865
Avg. Per Game	244.7	241.6
Sacked/Yards Lost	23/217	31/224
Gross Yards	4,132	4,089
Attempts/Completions	557/338	536/336
Completion Pct.	60.7%	62.7%
Had Intercepted	14	22
Punts/Avg.	66/38.3	63/37.4
Net Punting Avg.	66/34.6	63/34.7
Penalties/Yards Lost	117/1,042	96/766
Fumbles/Ball Lost	24/14	23/10
Touchdowns	45	37
Rushing	15	12
Passing	30	23
Returns	0	2
Avg. Time Of Possession	28:44	31:16

SCORE BY PERIODS	1ST	2ND	3RD	4TH	OT	TOT
Browns	41	134	84	98	0	— 357
Opponents	32	69	109	100	0	— 310

SCORING	RU	PA	ST	DF	PAT	ZRU	ZPA	FG	SAF	TP
Cockroft, Don	0	0	0	0	39/44	0	0	16/26	0	87
Pruitt, Mike	6	0	0	0	0/0	0	0	0/0	0	36
Hill, Calvin	0	6	0	0	0/0	0	0	0/0	0	36
White, Charles	5	1	0	0	0/0	0	0	0/0	0	36

Pruitt, Greg	0	5	0	0	0/0	0	0	0/0	0	30
Logan, Dave	0	4	0	0	0/0	0	0	0/0	0	24
Feacher, Ricky	0	4	0	0	0/0	0	0	0/0	0	24
Rucker, Reggie	0	4	0	0	0/0	0	0	0/0	0	24
Wright, Keith	0	3	0	0	0/0	0	0	0/0	0	18
Newsome, Ozzie	0	3	0	0	0/0	0	0	0/0	0	18
Miller, Cleo	3	0	0	0	0/0	0	0	0/0	0	18
Sipe, Brian	1	0	0	0	0/0	0	0	0/0	0	6
Team, Stat	0	0	0	0	0/1	0	0	0/0	0	0
Browns	15	30	0	0	39/45	0	0	16/26	0	357
Opponents	12	23	2	0	32/37	0	0	18/29	1	310

RUSHING	NO	YDS	AVG	LG	TD
Pruitt, Mike	249	1,034	4.2	56t	6
White, Charles	86	279	3.2	16	5
Pruitt, Greg	40	117	2.9	19	0
Miller, Cleo	28	139	5.0	50	3
Sipe, Brian	20	55	2.8	24	1
McDonald, Paul	3	-2	-0.7	0	0
Evans, Johnny	3	-6	-2.0	0	0
Hall, Dino	2	26	13.0	19	0
Newsome, Ozzie	2	13	6.5	9	0
Adams, Willis	2	7	3.5	15	0
Hill, Calvin	1	11	11.0	11	0
Browns	436	1,673	3.8	56t	15
Opponents	485	1,761	3.6	32	12

RECEIVING	NO	YDS	AVG	LG	TD
Pruitt, Mike	63	471	7.5	28	0
Rucker, Reggie	52	768	14.8	45	4
Logan, Dave	51	822	16.1	65	4
Newsome, Ozzie	51	594	11.6	44	3
Pruitt, Greg	50	444	8.9	43	5
Hill, Calvin	27	383	14.2	50	6
White, Charles	17	153	9.0	31t	1
Feacher, Ricky	10	244	24.4	55t	4
Adams, Willis	8	165	20.6	39	0
Wright, Keith	3	62	20.7	39t	3
Oden, McDonald	3	18	6.0	8	0
Miller, Cleo	2	8	4.0	7	0
Browns	337	4,132	12.3	65	30
Opponents	336	4,089	12.2	72	23

INTERCEPTIONS	NO	YDS	AVG	LG	TD
Bolton, Ron	6	62	10.3	29	0
Burrell, Clinton	5	51	10.2	29	0
Darden, Thom	2	42	21.0	23	0
Jackson, Robert L.	2	15	7.5	9	0
Scott, Clarence	2	14	7.0	9	0
Hall, Charlie	2	3	1.5	3	0
Davis, Oliver	1	70	70.0	47	0
Matthews, Clay	1	6	6.0	6	0
Johnson, Lawrence	1	3	3.0	3	0
Browns	22	266	12.1	47	0
Opponents	14	270	19.3	93t	0

PUNTING	NO	YDS	AVG	IN20	TB	LG	BLK
Evans, Johnny	66	2,530	38.3	12	7	56	0
Browns	66	2,530	38.3	12	7	56	0
Opponents	63	2,356	37.4	16	4	62	0

PUNT RETURNS	NO	FC	YDS	AVG	LG	TD
Wright, Keith	29	4	129	4.4	15	0
Hall, Dino	6	3	41	6.8	14	0
Browns	35	7	170	4.9	15	0
Opponents	38	6	245	6.4	15	0

KICKOFF RETURNS	NO	YDS	AVG	LG	TD
Hall, Dino	32	691	21.6	40	0
Wright, Keith	25	576	23.0	50	0
Miller, Cleo	2	22	11.0	13	0
White, Charles	1	20	20.0	20	0
Jackson, Robert E.	1	0	0.0	0	0
Flint, Judson	1	0	0.0	0	0
Darden, Thom	1	-1	-1.0	-1	0
Browns	63	1,308	20.8	50	0
Opponents	71	1,018	14.3	31	0

FIELD GOALS	1-19	20-29	30-39	40-49	50+	TOT
Cockroft, Don	0/0	6/7	5/7	5/9	0/3	16/26
Browns	0/0	6/7	5/7	5/9	0/3	16/26
Opponents	3/3	7/7	5/11	3/6	0/2	18/29

PASSING	ATT	CMP	YDS	PCT	AV/AT	TD	TD%	INT	INT%	LG	TKLD	RATING
Sipe, Brian	554	337	4,132*	60.8	7.46	30	5.4	14	2.5	65	23/217	91.4
Cockroft, Don	1	0	0	0.0	0.00	0	0.0	0	0.0	0	0/0	39.6
Browns	555	337	4,132	60.7	7.45	30	5.4	14	2.5	65	23/217	91.2
Opponents	480	306	3,746	63.8	7.80	20	4.2	20	4.2	72	31/218	84.3

* Led NFL

1981 (5-11)

COACH: Sam Rutigliano
 DIVISION FINISH: 4th AFC Central
 1981 USUAL STARTING LINEUPS

OFFENSE		DEFENSE	
WR 85	Dave Logan	LDE 90	M. Harris, 97 T. Brown
LT 73	Doug Dieken	NT 91	Henry Bradley
LG 68	Robert E. Jackson	RDE 77	Lyle Alzado
65	Henry Sheppard	LOLB 50	Don Goode
C 54	Tom DeLeone	LILB 56	Robert L. Jackson
79	Gerry Sullivan	RILB 52	Dick Ambrose
RG 64	Joe DeLamielleure	ROLB 57	Clay Matthews
RT 63	Cody Risien	LCB 28	Ron Bolton
TE 82	Ozzie Newsome	RCB 48	L. Johnson, 29 H. Dixon
WR 33	Reggie Rucker	SS 22	Clarence Scott
83	Ricky Feacher	FS 49	C. Burrell, 27 T. Darden
OB 17	Brian Sipe		
FB 43	Mike Pruitt		
RB 34	G. Pruitt, 25 C. White		

RADIO ANNOUNCERS:
 Gib Shanley, Jim Mueller (WHK 1420 AM)

Pruitt, Greg	0	4	0	0	0/0	0	0	0/0	0	24
Jacobs, Dave	0	0	0	0	9/10	0	0	4/12	0	21
Feacher, Ricky	0	3	0	0	0/0	0	0	0/0	0	18
Hill, Calvin	0	2	0	0	0/0	0	0	0/0	0	12
Miller, Cleo	2	0	0	0	0/0	0	0	0/0	0	12
Rucker, Reggie	0	1	0	0	0/0	0	0	0/0	0	6
White, Charles	1	0	0	0	0/0	0	0	0/0	0	6
Sipe, Brian	1	0	0	0	0/0	0	0	0/0	0	6
Team, Stat	0	0	0	0	0/0	0	0	0/0	1	2
Cox, Steve	0	0	0	0	0/0	0	0	0/1	0	0
Browns	11	21	0	0	31/32	0	0	17/33	1	276
Opponents	14	28	3	0	40/45	0	0	21/34	1	375

RUSHING	NO	YDS	AVG	LG	TD
Pruitt, Mike	247	1,103	4.5	21	7
White, Charles	97	342	3.5	26	1
Miller, Cleo	52	165	3.2	13	2
Sipe, Brian	38	153	4.0	22	1
Pruitt, Greg	31	124	4.0	15	0
Hill, Calvin	4	23	5.8	9	0
Newsome, Ozzie	2	20	10.0	14	0
McDonald, Paul	2	0	0.0	2	0
Feacher, Ricky	1	-1	-1.0	-1	0
Browns	474	1,929	4.1	26	11
Opponents	516	2,078	4.0	79	14

RECEIVING	NO	YDS	AVG	LG	TD
Newsome, Ozzie	69	1,002	14.5	62	6
Pruitt, Greg	65	636	9.8	33	4
Pruitt, Mike	63	442	7.0	21	1
Logan, Dave	31	497	16.0	40	4
Feacher, Ricky	29	654	22.6	48	3
Rucker, Reggie	27	532	19.7	49	1
White, Charles	27	219	8.1	21	0
Hill, Calvin	17	150	8.8	23	2
Miller, Cleo	16	139	8.7	17	0
Fulton, Dan	2	38	19.0	27	0
Adams, Willis	1	24	24.0	24	0
Oden, McDonald	1	6	6.0	6	0
Browns	348	4,339	12.5	62	21
Opponents	275	3,512	12.8	60	28

INTERCEPTIONS	NO	YDS	AVG	LG	TD
Scott, Clarence	4	46	11.5	26	0
Darden, Thom	3	68	22.7	45	0
Flint, Judson	2	33	16.5	33	0
Matthews, Clay	2	14	7.0	8	0
Bolton, Ron	1	3	3.0	3	0
Goode, Don	1	1	1.0	1	0
Logan, Dave	1	0	0.0	0	0
Ambrose, Dick	1	0	0.0	0	0
Browns	15	165	11.0	45	0
Opponents	27	347	12.9	82	0

PUNTING	NO	YDS	AVG	IN20	TB	LG	BLK
Cox, Steve	68	2,884	42.4	11	12	66	2
Browns	68	2,884	42.4	11	12	66	2
Opponents	78	3,173	40.7	20	6	59	0

PUNT RETURNS	NO	FC	YDS	AVG	LG	TD
Hall, Dino	33	6	248	7.5	40	0
Montgomery, C.	17	0	121	7.1	17	0
Browns	50	6	369	7.4	40	0
Opponents	30	4	253	8.4	34	0

KICKOFF RETURNS	NO	YDS	AVG	LG	TD
Hall, Dino	36	813	22.6	48	0
Montgomery, C.	14	334	23.9	38	0
White, Charles	12	243	20.3	32	0
Pruitt, Greg	3	82	27.3	30	0
Miller, Cleo	3	35	11.7	22	0
Brown, Thomas	2	17	8.5	10	0
Johnson, Eddie	1	7	7.0	7	0
Miller, Matt	1	6	6.0	6	0
Browns	72	1,537	21.3	48	0
Opponents	45	1,156	25.7	88	0

FIELD GOALS	1-19	20-29	30-39	40-49	50+	TOT
Bahr, Matt	3/3	5/5	5/9	0/2	0/1	13/20
Jacobs, Dave	0/0	2/3	2/6	0/1	0/2	4/12
Cox, Steve	0/0	0/0	0/0	0/0	0/1	0/1
Browns	3/3	7/8	7/15	0/3	0/4	17/33
Opponents	1/1	8/12	6/9	5/11	1/1	21/34

DATE	RESULT	OPPONENT	ATT
9/7	L, 14-44	San Diego Chargers	78,904
9/13	L, 3-9	Houston Oilers	79,483
9/20	W, 20-17	at Cincinnati Bengals	52,170
9/27	W, 28-17	Atlanta Falcons	78,283
10/4	L, 16-27	at Los Angeles Rams	63,924
10/11	L, 7-13	at Pittsburgh Steelers	53,255
10/18	W, 20-17	New Orleans Saints	76,059
10/25	W, 42-28	Baltimore Colts	78,986
11/1	L, 13-22	at Buffalo Bills	78,266
11/8	L, 20-23 (OT)	at Denver Broncos	74,859
11/15	W, 15-12	at San Francisco 49ers	52,445
11/22	L, 10-32	Pittsburgh Steelers	77,958
11/29	L, 21-41	Cincinnati Bengals	75,186
12/3	L, 13-17	at Houston Oilers	44,502
12/12	L, 13-14	New York Jets	56,866
12/20	L, 21-42	at Seattle Seahawks	51,435

TEAM STATISTICS	BROWNS	OPPONENT
Total First Downs	364	299
Rushing	131	119
Passing	196	157
Penalty	37	23
3rd Down: Made/Att	92/225	78/212
3rd Down Pct.	40.9%	36.8%
Total Net Yards	5,915	5,394
Avg. Per Game	369.7	337.1
Total Plays	1,138	1,016
Avg. Per Play	5.2	5.3
Net Yards Rushing	1,929	2,078
Avg. Per Game	120.6	129.9
Total Rushes	474	516
Net Yards Passing	3,986	3,289
Avg. Per Game	249.1	205.6
Sacked/Yards Lost	40/353	31/223
Gross Yards	4,339	3,512
Attempts/Completions	624/348	469/275
Completion Pct.	55.8%	58.6%
Had Intercepted	27	15
Punts/Avg.	68/42.4	78/40.7
Net Punting Avg.	68/38.7	78/35.9
Penalties/Yards Lost	109/971	100/870
Fumbles/Ball Lost	38/26	31/20
Touchdowns	32	45
Rushing	11	14
Passing	21	28
Returns	0	3
Avg. Time Of Possession	30:59	29:01

SCORE BY PERIODS	1ST	2ND	3RD	4TH	OT	TOT
Browns	31	109	55	81	0	276
Opponents	89	103	82	98	3	375

SCORING	RU	PA	ST	DF	PAT	2RU	2PA	FG	SAF	TP
Bahr, Matt	0	0	0	0	22/22	0	0	13/20	0	61
Pruitt, Mike	7	1	0	0	0/0	0	0	0/0	0	48
Newsome, O.	0	6	0	0	0/0	0	0	0/0	0	36
Logan, Dave	0	4	0	0	0/0	0	0	0/0	0	24

PASSING	ATT	CMP	YDS	PCT	AV/AT	TD	TD%	INT	INT%	LG	TKLD	RATNG
Sipe, Brian	567	313	3,876	55.2	6.84	17	3.0	25	4.4	62	34/310	68.2
McDonald, Paul	57	35	463	61.4	8.12	4	7.0	2	3.5	46	6/43	95.9
Browns	624	348	4,339	55.8	6.95	21	3.4	27	4.3	62	40/353	70.7
Opponents	469	275	3,512	58.6	7.49	28	6.0	15	3.2	60	29/223	88.7

1982 (4-5)

COACH: Sam Rutigliano
 CONFERENCE FINISH: 8th American Conference
 1982 USUAL STARTING LINEUPS

OFFENSE		DEFENSE	
WR 85	Dave Logan	LDE 90	Marshall Harris
LT 73	Doug Dieken	NT 91	H. Bradley, 79 B. Golic
LG 68	Robert E. Jackson	RDE 92	Mike Robinson
C 54	Tom DeLeone	99	Keith Baldwin
RG 64	Joe DeLamielleure	LOLB 56	Chip Banks
RT 63	Cody Risien	LILB 50	Tom Cousineau
TE 82	Ozzie Newsome	RILB 52	Dick Ambrose
WR 83	Ricky Feacher	ROLB 57	Clay Matthews
QB 17	Brian Sipe	55	Curtis Weathers
16	Paul McDonald	LCB 28	Ron Bolton
FB 43	Mike Pruitt	48	Lawrence Johnson
RB 25	Charles White	RCB 29	Hanford Dixon
		SS 49	Clinton Burrell
		FS 22	Clarence Scott

RADIO ANNOUNCERS:
 Gib Shanley, Jim Mueller (WHK 1420 AM)

DATE	RESULT	OPPONENT	ATT
9/12	W, 21-7	at Seattle Seahawks	55,907
9/19	L, 21-24	Philadelphia Eagles	78,830
11/21	W, 10-7	New England Patriots	51,281
11/25	L, 14-31	at Dallas Cowboys	46,267
12/5	L, 13-30	San Diego Chargers	54,064
12/12	L, 10-23	at Cincinnati Bengals	54,305
12/19	W, 10-9	Pittsburgh Steelers	67,139
12/26	W, 20-14	at Houston Oilers	36,559
1/2	L, 21-37	at Pittsburgh Steelers	52,312
		PLAYOFF	
1/8	L, 10-27	at Los Angeles Raiders	56,555

TEAM STATISTICS	BROWNS	OPPONENT
Total First Downs	176	189
Rushing	64	82
Passing	96	94
Penalty	16	13
3rd Down: Made/Att	43/127	52/106
3rd Down Pct.	33.9%	49.1%
4th Down: Made/Att	5/6	3/8
4th Down Pct.	83.3%	37.5%
Total Net Yards	2,708	3,141
Avg. Per Game	300.9	349.0
Total Plays	616	594
Avg. Per Play	4.4	5.3
Net Yards Rushing	873	1,292
Avg. Per Game	97.0	143.6
Total Rushes	256	306
Net Yards Passing	1,845	1,822
Avg. Per Game	205.0	202.4
Sacked/Yards Lost	26/212	22/145
Gross Yards	2,057	1,967
Attempts/Completions	334/174	266/144
Completion Pct.	52.1%	54.1%
Had Intercepted	16	17
Punts/Avg.	48/39.3	40/38.8
Net Punting Avg.	48/34.8	40/35.5
Penalties/Yards Lost	59/461	57/436
Fumbles/Ball Lost	15/8	20/11
Touchdowns	17	23
Rushing	7	13
Passing	9	9
Returns	1	1
Avg. Time Of Possession	30:00	30:00

SCORE BY PERIODS	1ST	2ND	3RD	4TH	OT	TOT
Browns	20	34	24	62	0	140
Opponents	28	60	38	56	0	182

SCORING	RU	PA	ST	DF	PAT	2RU	2PA	FG	SAF	TP
Bahr, Matt	0	0	0	0	17/17	0	0	7/15	0	38
Feacher, Ricky	0	3	0	0	0/0	0	0	0/0	0	18

Newsome, Ozzie	0	3	0	0	0/0	0	0	0/0	0	18
Pruitt, Mike	3	0	0	0	0/0	0	0	0/0	0	18
White, Charles	3	0	0	0	0/0	0	0	0/0	0	18
Logan, Dave	0	2	0	0	0/0	0	0	0/0	0	12
Burrell, Clinton	0	0	0	1	0/0	0	0	0/0	0	6
Davis, Johnny	1	0	0	0	0/0	0	0	0/0	0	6
Hall, Dino	0	1	0	0	0/0	0	0	0/0	0	6
Cox, Steve	0	0	0	0	0/0	0	0	0/1	0	0
Browns	7	9	0	1	17/17	0	0	7/16	0	140
Opponents	13	9	1	0	21/23	0	0	7/11	1	182

SACKS: C. Banks 5.5, B. Golic 4, M. Robinson 3, C. Burrell 2, E. Franks 2, M. Harris 1.5, K. Baldwin 1, T. Cousineau 1, H. Dixon 1, C. Weathers 1
 Browns: 22.0
 Opponents: 26.0

RUSHING	NO	YDS	AVG	LG	TD
Pruitt, Mike	143	516	3.6	17	3
White, Charles	69	259	3.8	18	3
Miller, Cleo	16	61	3.8	17	0
Sipe, Brian	13	44	3.4	12	0
McDonald, Paul	7	-3	-0.4	10	0
Davis, Johnny	4	3	0.8	2	1
Hall, Dino	2	14	7.0	13	0
Cox, Steve	2	-11	-5.5	0	0
Browns	256	883	3.4	18	7
Opponents	306	1,292	4.2	34	13

RECEIVING	NO	YDS	AVG	LG	TD
Newsome, Ozzie	49	633	12.9	54	3
White, Charles	34	283	8.3	36	0
Feacher, Ricky	28	408	14.6	46	3
Logan, Dave	23	346	15.0	56	2
Pruitt, Mike	22	140	6.4	13	0
Walker, Dwight	8	136	17.0	46	0
Hall, Dino	5	78	15.6	31	1
Miller, Cleo	3	20	6.7	11	0
Fulton, Dan	1	9	9.0	9	0
Oden, McDonald	1	4	4.0	4	0
Browns	174	2,057	11.8	56	9
Opponents	144	1,967	13.7	60	9

INTERCEPTIONS	NO	YDS	AVG	LG	TD
Dixon, Hanford	4	22	5.5	22	0
Johnson, Lawrence	4	17	4.3	17	0
Scott, Clarence	3	29	9.7	24	0
Banks, Chip	1	14	14.0	14	0
Burrell, Clinton	1	14	14.0	14	1
Cousineau, Tom	1	6	6.0	6	0
Ambrose, Dick	1	0	0.0	0	0
Bolton, Ron	1	0	0.0	0	0
Flint, Judson	1	0	0.0	0	0
Browns	17	102	6.0	24	1
Opponents	16	164	10.3	37	0

PUNTING	NO	YDS	AVG	IN20	TB	LG	BLK
Cox, Steve	48	1,887	39.3	11	6	52	1
Browns	48	1,887	39.3	11	6	52	1
Opponents	40	1,552	38.8	9	2	54	0

PUNT RETURNS	NO	FC	YDS	AVG	LG	TD
Walker, Dwight	19	6	101	5.3	14	0
Hall, Dino	4	0	33	8.3	10	0
Browns	23	6	134	5.8	14	0
Opponents	30	2	216	7.2	24	0

KICKOFF RETURNS	NO	YDS	AVG	LG	TD
Hall, Dino	22	430	19.5	32	0
Walker, Dwight	13	295	22.7	36	0
Nicolas, Scott	2	16	8.0	10	0
Green, David	1	13	13.0	13	0
Browns	38	754	19.8	36	0
Opponents	23	424	18.4	30	0

FIELD GOALS	1-19	20-29	30-39	40-49	50+	TOT
Bahr, Matt	1/1	3/4	1/3	2/7	0/0	7/15
Cox, Steve	0/0	0/0	0/0	0/0	0/1	0/1
Browns	1/1	3/4	1/3	2/7	0/1	7/16
Opponents	0/0	2/2	2/4	3/4	0/1	7/11

PASSING	ATT	CMP	YDS	PCT	AV/AT	TD	TD%	INT	INT%	LG	TKLD	RATING
Sipe, Brian	185	101	1,064	54.6	5.75	4	2.2	8	4.3	40t	13/117	60.7
McDonald, Paul	149	73	993	49.0	6.66	5	3.4	8	5.4	56t	13/95	59.5
Browns	334	174	2,057	52.1	6.16	9	2.7	16	4.8	56t	26/212	60.2
Opponents	266	144	1,967	54.1	7.39	9	3.4	17	6.4	60	22/145	62.7

1983 (9-7)

COACH: Sam Rutigliano
 DIVISION FINISH: 2nd AFC Central

1983 USUAL STARTING LINEUPS

OFFENSE		DEFENSE	
WR 89	Bobby Jones	LDE 96	Reggie Camp
83	Ricky Feacher	NT 79	Bob Golic
LT 73	Doug Dieken	RDE 99	Keith Baldwin
LG 68	Robert E. Jackson	94	Elvis Franks
C 61	Mike Baab	LOLB 56	Chip Banks
RG 64	Joe DeLamielleure	LILB 52	Dick Ambrose
RT 63	Cody Risien	58	Scott Nicolas
TE 82	Ozzie Newsome	RILB 50	Tom Cousineau
WR 85	Dave Logan	ROLB 57	Clay Matthews
80	Willis Adams	LCB 48	Lawrence Johnson
QB 17	Brian Sipe	RCB 29	Hanford Dixon
FB 43	M. Pruitt, 38 J. Davis	SS 49	C. Burrell, 22 C. Scott
RB 30	Boyce Green	FS 21	Mike Whitwell

RADIO ANNOUNCERS:
 Gib Shanley, Jim Mueller (WHK 1420 AM)

Adams, Willis	0	2	0	0	0/0	0	0	0/0	0	12
Belk, Rocky	0	2	0	0	0/0	0	0	0/0	0	12
Logan, Dave	0	2	0	0	0/0	0	0	0/0	0	12
Walker, Dwight	0	1	0	0	0/0	0	0	0/0	0	6
Banks, Chip	0	0	0	1	0/0	0	0	0/0	0	6
Golic, Bob	0	0	0	1	0/0	0	0	0/0	0	6
Dieken, Doug	0	1	0	0	0/0	0	0	0/0	0	6
Cox, Sleva	0	0	0	0	0/0	0	0	1/1	0	3
Browns	13	27	0	2	38/40	0	0	22/25	0	356
Opponents	15	22	5	0	40/42	0	0	16/22	1	420

SACKS: C. Matthews 6.0, E. Franks 5.0, R. Camp 4.5, T. Cousineau 4.0, C. Banks 4.0, B. Golic 3.5, D. Puzelli 2.0, M. Whitwell 1.0, K. Baldwin 1.0, H. Dixon 1.0 Browns: 32.0, Opponents 33.0

RUSHING	NO	YDS	AVG	LG	TD
Pruitt, Mike	293	1,184	4.0	27	10
Green, Boyce	104	497	4.8	29	3
Sipe, Brian	26	56	2.2	9	0
Walker, Dwight	19	100	5.3	15	0
Davis, Johnny	13	42	3.2	16	0
McDonald, Paul	3	17	5.7	10	0
Holt, Harry	3	8	2.7	4	0
Jones, Bobby	1	19	19.0	19	0
Adams, Willis	1	2	2.0	2	0
Hall, Dino	1	2	2.0	2	0
Belk, Rocky	1	-5	-5.0	-5	0
Browns	465	1,922	4.1	29	13
Opponents	528	2,065	3.9	40	15

RECEIVING	NO	YDS	AVG	LG	TD
Newsome, Ozzie	89	970	10.9	66t	6
Logan, Dave	37	627	16.9	34	2
Jones, Bobby	36	507	14.1	32t	4
Pruitt, Mike	30	157	5.2	21	2
Holt, Harry	29	420	14.5	48t	3
Walker, Dwight	29	273	9.4	35	1
Green, Boyce	25	167	6.7	33	1
Adams, Willis	20	374	18.7	59	2
Feacher, Ricky	13	217	16.7	42t	3
Belk, Rocky	5	141	28.2	64t	2
Davis, Johnny	5	20	4.0	10	0
Hall, Dino	4	33	8.3	18	0
Dieken, Doug	1	14	14.0	14t	1
Stracka, Tim	1	12	12.0	12	0
Browns	324	3,932	12.1	66t	27
Opponents	280	3,312	11.8	80t	22

INTERCEPTIONS	NO	YDS	AVG	LG	TD
Cousineau, Tom	4	47	11.8	15	0
Banks, Chip	3	95	31.7	65t	1
Whitwell, Mike	3	67	22.3	28	0
Dixon, Hanford	3	41	13.7	35	0
Burrell, Clinton	2	0	0.0	0	0
Johnson, Lawrence	2	0	0.0	0	0
Scott, Clarence	2	0	0.0	0	0
Perry, Rod	1	21	21.0	21	0
Gross, Al	1	18	18.0	18	0
Golic, Bob	1	7	7.0	7t	1
Browns	22	296	13.5	65t	2
Opponents	28	508	18.1	73t	0

PUNTING	NO	YDS	AVG	IN20	TB	LG	BLK
Gossett, Jeff	70	2,854	40.8	17	8	60	0
Browns	70	2,854	40.8	17	8	60	0
Opponents	73	2,954	40.5	18	5	61	0

PUNT RETURNS	NO	FC	YDS	AVG	LG	TD
Hall, Dino	39	12	284	7.3	19	0
Walker, Dwight	3	0	26	8.7	13	0
Browns	42	12	310	7.4	19	0
Opponents	30	10	309	10.3	66	0

KICKOFF RETURNS	NO	YDS	AVG	LG	TD
Walker, Dwight	29	627	21.6	38	0
Green, Boyce	17	350	20.6	30	0
Hall, Dino	11	237	21.5	28	0
Ferguson, Vagas	2	36	18.0	27	0
Nicolas, Scott	2	29	14.5	15	0
Davis, Johnny	1	8	8.0	8	0
Contz, Bill	1	3	3.0	3	0
Browns	63	1,290	20.5	38	0
Opponents	61	1,155	18.9	93t	0

FIELD GOALS	1-19	20-29	30-39	40-49	50+	TOT
Bahr, Matt	1/1	9/9	5/6	6/7	0/1	21/24
Cox, Sleva	0/0	0/0	0/0	0/0	1/1	1/1
Browns	1/1	9/9	5/6	6/7	1/2	22/25
Opponents	2/2	5/6	4/6	2/5	1/1	14/20

DATE	RESULT	OPPONENT	ATT
9/4	L, 21-27	Minnesota Vikings	70,087
9/11	W, 31-26	at Detroit Lions	60,095
9/15	W, 17-7	Cincinnati Bengals	79,700
9/25	W, 30-24 (OT)	at San Diego Chargers	49,482
10/2	L, 9-24	Seattle Seahawks	75,446
10/9	W, 10-7	New York Jets	78,235
10/16	L, 17-44	at Pittsburgh Steelers	59,263
10/23	L, 21-28	at Cincinnati Bengals	50,047
10/30	W, 25-19 (OT)	Houston Oilers	66,955
11/6	L, 21-35	at Green Bay Packers	54,089
11/13	W, 20-0	Tampa Bay Buccaneers	56,091
11/20	W, 30-0	at New England Patriots	40,987
11/27	W, 41-23	Baltimore Colts	65,812
12/4	L, 6-27	at Denver Broncos	70,912
12/11	L, 27-34	at Houston Oilers	29,746
12/18	W, 30-17	Pittsburgh Steelers	72,313

TEAM STATISTICS	BROWNS	OPPONENT
Total First Downs	327	309
Rushing	113	138
Passing	186	155
Penalty	28	16
3rd Down: Made/Att	99/222	82/204
3rd Down Pct.	44.6%	40.2%
4th Down: Made/Att	8/16	4/14
4th Down Pct.	50.0%	28.6%
Total Net Yards	5,583	5,139
Avg. Per Game	348.9	321.2
Total Plays	1,065	1,030
Avg. Per Play	5.2	5.0
Net Yards Rushing	1,922	2,065
Avg. Per Game	120.1	129.1
Total Rushes	465	528
Net Yards Passing	3,661	3,074
Avg. Per Game	228.8	192.1
Sacked/Yards Lost	33/271	33/239
Gross Yards	3,932	3,313
Attempts/Completions	567/324	469/280
Completion Pct.	57.1%	59.7%
Had Intercepted	28	22
Punts/Avg.	70/40.8	73/40.5
Net Punting Avg.	70/36.4	73/36.2
Penalties/Yards Lost	115/988	105/940
Fumbles/Ball Lost	21/10	30/10
Touchdowns	42	42
Rushing	13	15
Passing	27	22
Returns	2	5
Avg. Time Of Possession	30:50	29:10

SCORE BY PERIODS	1ST	2ND	3RD	4TH	OT	TOT
Browns	76	120	82	66	12	356
Opponents	70	125	63	84	0	342

SCORING	RU	PA	ST	DF	PAT	2RU	2PA	FG	SAF	TP
Bahr, Matt	0	0	0	0	38/40	0	0	21/24	0	101
Pruitt, Mike	10	2	0	0	0/0	0	0	0/0	0	72
Newsome, O.	0	6	0	0	0/0	0	0	0/0	0	36
Jones, Bobby	0	4	0	0	0/0	0	0	0/0	0	24
Green, Boyce	3	1	0	0	0/0	0	0	0/0	0	24
Feacher, Ricky	0	3	0	0	0/0	0	0	0/0	0	18
Holt, Harry	0	3	0	0	0/0	0	0	0/0	0	18

PASSING	ATT	CMP	YDS	PCT	AVIAT	TD	TD%	INT	INT%	LG	TKLD	RATING
Sipe, Brian	496	291	3,566	58.7	7.19	26	5.2	23	4.6	66t	27/233	79.1
McDonald, Paul	68	32	351	47.1	5.16	1	1.5	4	5.9	27	6/38	43.2
Walker, Dwight	3	1	25	33.3	8.33	0	0.0	1	33.3	25	0/0	25.0
Browns	567	324	3,942	57.1	6.95	27	4.8	28	4.9	66t	33/271	74.0
Opponents	469	280	3,313	59.7	7.06	21	4.5	22	4.7	80t	32/239	76.6

1984 (5-11)

COACH: Sam Ruligliano (first 8 games)/Marty Scholtenheimer (last 8 games)
 DIVISION FINISH: 3rd AFC Central

1984 USUAL STARTING LINEUPS

OFFENSE		DEFENSE	
WR 83	Ricky Feacher	LDE 96	Reggie Camp
86	Brian Brennan	NT 79	Bob Golic
LT 73	Doug Dieken	RDE 99	Keith Baldwin
LG 68	Robert E. Jackson	LOLB 56	Chip Banks
C 61	Mike Baab	LILB 51	Eddie Johnson
RG 64	Joe DeLamielleure	RILB 50	Tom Cousineau
RT 75	Bill Contz	ROLB 57	Clay Matthews
TE 82	Ozzie Newsome	LCB 48	Lawrence Johnson
WR 84	Duriel Harris	31	Frank Minnifield
86	Brian Brennan	RCB 29	Alford Dixon
QB 16	Paul McDonald	SS 27	Al Gross
FB 38	Johnny Davis	FS 20	Don Rogers
RB 43	M. Pruitt, 30 B. Green		

RADIO ANNOUNCERS:
 Gib Shanley, Jim Mueller (WHK 1420 AM)

DATE	RESULT	OPPONENT	ATT
9/3	L, 0-33	at Seattle Seahawks	59,540
9/9	L, 17-20	at Los Angeles Rams	43,043
9/16	L, 14-24	Newer Broncos	61,980
9/23	W, 20-10	Pittsburgh Steelers	77,312
9/30	L, 6-10	at Kansas City Chiefs	40,785
10/7	L, 16-17	New England Patriots	53,036
10/14	L, 20-24	New York Jets	55,673
10/21	L, 9-12	at Cincinnati Bengals	50,667
10/28	L, 14-16	New Orleans Saints	52,489
11/4	W, 13-10	at Buffalo Bills	33,343
11/11	L, 7-41	San Francisco 49ers	60,092
11/18	W, 23-7	at Atlanta Falcons	28,280
11/25	W, 27-10	Houston Oilers	46,077
12/2	L, 17-20 (OT)	Cincinnati Bengals	51,774
12/9	L, 20-23	at Pittsburgh Steelers	55,825
12/16	W, 27-20	at Houston Oilers	33,676

TEAM STATISTICS	BROWNS	OPPONENT
Total First Downs	295	270
Rushing	89	103
Passing	180	145
Penalty	26	22
3rd Down: Made/Att	89/228	86/217
3rd Down Pct.	39.0%	39.6%
4th Down: Made/Att	6/13	4/13
4th Down Pct.	46.2%	30.8%
Total Net Yards	4,828	4,641
Avg. Per Game	301.8	290.1
Total Plays	1,039	995
Avg. Per Play	4.6	4.7
Net Yards Rushing	1,696	1,945
Avg. Per Game	106.0	121.6
Total Rushes	489	494
Net Yards Passing	3,132	2,696
Avg. Per Game	195.8	168.5
Sacked/Yards Lost	55/358	43/353
Gross Yards	3,490	3,049
Attempts/Completions	495/273	458/261
Completion Pct.	55.2%	57.0%
Had Intercepted	23	20
Punts/Avg.	76/42.3	77/40.6
Net Punting Avg.	76/35.8	77/36.4
Penalties/Yards Lost	111/928	108/765
Fumbles/Ball Lost	31/16	34/15
Touchdowns	25	30
Rushing	10	10
Passing	14	15
Returns	1	5
Avg. Time Of Possession	30:52	29:08

SCORE BY PERIODS	1ST	2ND	3RD	4TH	OT	TOT
Browns	54	81	44	71	0	250
Opponents	61	97	53	83	3	297

SCORING	RU	PA	OFF	DF	PAT	2RU	2PA	FG	SAF	TP
Bahr, Matt	0	0	0	0	25/25	0	0	24/32	0	97
Pruitt, Mike	6	0	0	0	0/0	0	0	0/0	0	36
Newsome, O.	0	5	0	0	0/0	0	0	0/0	0	30
Brennan, Brian	0	3	0	0	0/0	0	0	0/0	0	18
Byner, Earnest	2	0	1	0	0/0	0	0	0/0	0	18
Davis, Bruce	0	2	0	0	0/0	0	0	0/0	0	12
Harris, Duriel	0	2	0	0	0/0	0	0	0/0	0	12

PASSING	ATT	CMP	YDS	PCT	AV/AT
McDonald, Paul	493	271	3,472	55.0	7.04
Cox, Steve	1	1	16	100.0	16.00
Flick, Tom	1	1	2	100.0	2.00
Browns	495	273	3,490	55.2	7.05
Opponents	458	261	3,049	57.0	6.66

Feacher, Ricky	0	1	0	0	0/0	0	0	0/0	0	6
Davis, Johnny	1	0	0	0	0/0	0	0	0/0	0	6
Green, Boyce	0	1	0	0	0/0	0	0	0/0	0	6
McDonald, Paul	1	0	0	0	0/0	0	0	0/0	0	6
Cox, Steve	0	0	0	0	0/0	0	0	1/3	0	3
Browns	10	14	1	0	25/25	0	0	25/35	0	250
Opponents	10	15	5	0	30/30	0	0	29/33	0	297

SACKS: R. Camp 14.0, C. Matthews 12.0, K. Baldwin 4.5, C. Hairston 4.0, C. Banks 2.5, D. Puzzuoli 2.0, B. Golic 2.0, E. Franks 1.5, E. Johnson 0.5 Browns: 43.0, Opponents: 55.0

RUSHING	NO	YDS	AVG	LG	TD
Green, Boyce	202	673	3.3	29	0
Pruitt, Mike	163	506	3.1	14	6
Byner, Earnest	72	426	5.9	54	2
White, Charles	24	62	2.6	8	0
McDonald, Paul	22	4	0.2	10	1
Davis, Johnny	3	15	5.0	8	1
Holt, Harry	1	12	12.0	12	0
Davis, Bruce	1	6	6.0	6	0
Walker, Dwight	1	-8	-8.0	-8	0
Browns	489	1,696	3.5	54	10
Opponents	494	1,945	3.9	64	10

RECEIVING	NO	YDS	AVG	LG	TD
Newsome, Ozzie	89	1,001	11.2	52	5
Brennan, Brian	35	455	13.0	52	3
Harris, Duriel	32	512	16.0	43	2
Feacher, Ricky	22	382	17.4	64	1
Adams, Willis	21	261	12.4	24	0
Holt, Harry	20	261	13.1	36	0
Green, Boyce	12	124	10.3	44	1
Byner, Earnest	11	118	10.7	26	0
Walker, Dwight	10	122	12.2	25	0
Davis, Bruce	7	119	17.0	43	2
Pruitt, Mike	5	29	5.8	9	0
White, Charles	5	29	5.8	17	0
Young, Glen	1	47	47.0	47	0
Bolden, Rickey	1	19	19.0	19	0
Stracka, Tim	1	15	15.0	15	0
McDonald, Paul	1	-4	-4.0	-4	0
Browns	273	3,490	12.8	64	14
Opponents	261	3,049	11.7	61	15

INTERCEPTIONS	NO	YDS	AVG	LG	TD
Gross, Al	5	103	20.6	47	0
Dixon, Hanford	5	31	6.2	18	0
Cousineau, Tom	2	9	4.5	9	0
Johnson, Eddie	2	3	1.5	3	0
Rogers, Don	1	39	39.0	39	0
Minnifield, Frank	1	26	26.0	26	0
Perry, Rod	1	17	17.0	17	0
Banks, Chip	1	8	8.0	8	0
Johnson, Lawrence	1	0	0.0	0	0
Rockins, Chris	1	0	0.0	0	0
Browns	20	236	11.8	47	0
Opponents	23	518	22.5	85	0

PUNTING	NO	YDS	AVG	IN20	TB	LG	BLK
Cox, Steve	74	3,213	43.4	16	8	69	2
Team, Stat	2	0	0.0	0	0	0	0
Browns	76	3,213	42.3	16	8	69	2
Opponents	77	3,123	40.6	21	7	61	0

PUNT RETURNS	NO	FC	YDS	AVG	LG	TD
Brennan, Brian	25	10	199	8.0	19	0
Harris, Duriel	9	0	73	8.1	13	0
Walker, Dwight	6	3	50	8.3	13	0
Browns	40	13	322	8.1	19	0
Opponents	43	7	489	11.4	42	0

KICKOFF RETURNS	NO	YDS	AVG	LG	TD
Byner, Earnest	22	415	18.9	28	0
Davis, Bruce	18	369	20.5	40	0
Brown, Preston	8	136	17.0	27	0
Young, Glen	5	134	26.8	36	0
White, Charles	5	80	16.0	23	0
Nicolas, Scott	1	12	12.0	12	0
Contz, Bill	1	10	10.0	10	0
Holt, Harry	1	1	1.0	1	0
Browns	61	1,157	19.0	40	0
Opponents	52	1,159	22.3	46	0

FIELD GOALS	1-19	20-29	30-39	40-49	50+	TOT
Bahr, Matt	3/3	12/12	2/7	6/9	1/1	24/32
Cox, Steve	0/0	0/0	0/0	0/0	1/3	1/3
Browns	3/3	12/12	2/7	6/9	2/4	25/35
Opponents	0/0	13/13	7/9	7/9	2/2	29/33

1985 (8-8)

COACH: Marty Schottenheimer
DIVISION FINISH: 1st AFC Central

1985 USUAL STARTING LINEUPS

OFFENSE		DEFENSE	
WR 85	Clarence Weathers	LDE 96	Reggie Camp
LT 74	P. Farren, 77 R. Bolden	NT 79	Bob Golic
LG 62	George Lijja	RDE 78	Carl Hairston
C 61	Mike Baab	LOLB 56	Chip Banks
RG 69	D. Fike, 77 R. Bolden	LILB 51	Eddie Johnson
RT 63	Cody Risien	RILB 50	Tom Cousineau
TE 82	Ozzie Newsome	58	Scott Nicolas
WR 86	Brian Brennan	ROLB 57	Clay Matthews
83	Fred Banks	LCB 31	Frank Minnifield
QB 19	Bernie Kosar	RCB 29	Hanford Dixon
18	Gary Danielson	SS 27	Al Gross
FB 34	Kevin Mack	FS 20	Don Rogers
RB 44	Earnest Byner		

RADIO ANNOUNCERS:
New Chandler, Doug Dieken, Jim Mueller (WHK 1420 AM)

DATE	RESULT	OPPONENT	ATT
9/8	L, 24-27 (OT)	St. Louis Cardinals	62,107
9/16	W, 17-7	Pittsburgh Steelers	79,042
9/22	L, 7-20	at Dallas Cowboys	61,456
9/29	W, 21-7	at San Diego Chargers	52,107
10/6	W, 24-20	New England Patriots	62,139
10/13	W, 21-6	at Houston Oilers	38,386
10/20	L, 20-21	Los Angeles Raiders	77,928
10/27	L, 7-14	Washington Redskins	78,540
11/3	L, 9-10	at Pittsburgh Steelers	51,976
11/10	L, 10-27	at Cincinnati Bengals	57,293
11/17	W, 17-7	Buffalo Bills	50,764
11/24	W, 24-6	Cincinnati Bengals	74,439
12/1	W, 35-33	at New York Giants	66,482
12/8	L, 13-31	at Seattle Seahawks	58,477
12/15	W, 28-21	Houston Oilers	50,793
12/22	L, 10-37	at New York Jets	59,073
PLAYOFF			
1/4	L, 21-24	at Miami Dolphins	75,128

TEAM STATISTICS	BROWNS	OPPONENT
Total First Downs	271	297
Rushing	119	106
Passing	128	172
Penalty	24	19
3rd Down: Made/Att	79/216	83/228
3rd Down Pct.	36.6%	36.4%
4th Down: Made/Att	13/21	7/15
4th Down Pct.	61.9%	46.7%
Total Net Yards	4,921	4,958
Avg. Per Game	307.6	309.9
Total Plays	989	1,050
Avg. Per Play	5.0	4.7
Net Yards Rushing	2,285	1,851
Avg. Per Game	142.8	115.7
Total Rushes	539	497
Net Yards Passing	2,636	3,107
Avg. Per Game	164.8	194.2
Sacked/Yards Lost	36/249	44/353
Gross Yards	2,885	3,460
Attempts/Completions	414/222	509/289
Completion Pct.	53.6%	56.8%
Had Intercepted	13	18
Punts/Avg.	81/40.3	91/42.2
Net Punting Avg.	91/38.1	91/38.1
Penalties/Yards Lost	99/751	102/773
Fumbles/Ball Lost	40/23	28/9
Touchdowns	35	34
Rushing	16	14
Passing	17	18
Returns	2	2
Avg. Time Of Possession	28:52	31:08

SCORE BY PERIODS	1ST	2ND	3RD	4TH	OT	TOT
Browns	44	68	78	97	0	287
Opponents	75	81	50	85	3	294

SCORING	RU	PA	ST	DF	PAT	2RU	2PA	FG	SAF	TP
Bahr, Matt	0	0	0	0	35/35	0	0	14/18	0	77
Byner, Earnest	8	2	0	0	0/0	0	0	0/0	0	60
Mack, Kevin	7	3	0	0	0/0	0	0	0/0	0	60

Newsome, O.	0	5	0	0	0/0	0	0	0/0	0	30
Weathers, C.	0	3	0	0	0/0	0	0	0/0	0	18
Banks, Fred	0	2	0	0	0/0	0	0	0/0	0	12
Brennan, Brian	0	0	1	0	0/0	0	0	0/0	0	6
Young, Glen	0	1	0	0	0/0	0	0	0/0	0	6
Holt, Harry	0	1	0	0	0/0	0	0	0/0	0	6
Gross, Al	0	0	0	1	0/0	0	0	0/0	0	6
Kosar, Bernie	1	0	0	0	0/0	0	0	0/0	0	6
Browns	16	17	1	1	35/35	0	0	14/18	0	287
Opponents	14	18	2	0	33/34	0	0	19/29	0	294

SACKS: C. Banks 11.0, R. Camp 8.5, C. Hairston 7.0, C. Matthews 6.0, B. Golic 3.0, C. Weathers 3.0, T. Cousineau 1.5, K. Baldwin 1.0, S. Clancy 1.0, S. Nicolas 1.0, C. Rockins 0.5, E. Johnson 0.5
Browns: 44.0, Opponents: 36.0

RUSHING	NO	YDS	AVG	LG	TD
Byner, Earnest	244	1,002	4.1	36	8
Mack, Kevin	222	1,104	5.0	61	7
Danielson, Gary	27	126	4.7	28	0
Kosar, Bernie	26	-12	-0.5	10	1
Allen, Greg	8	32	4.0	8	0
Davis, Johnny	4	9	2.3	5	0
Dickey, Curtis	2	6	3.0	5	0
Weathers, Clarence	1	18	18.0	18	0
Baab, Mike	1	0	0.0	0	0
Browns	535	2,285	4.3	61	16
Opponents	497	1,851	3.7	58	14

RECEIVING	NO	YDS	AVG	LG	TD
Newsome, Ozzie	62	711	11.5	38	5
Byner, Earnest	45	460	10.2	31	2
Brennan, Brian	32	487	15.2	57	0
Mack, Kevin	29	297	10.2	43	3
Weathers, Clarence	16	449	28.1	72	3
Adams, Willis	10	132	13.2	22	0
Holt, Harry	10	95	9.5	23	1
Young, Glen	5	111	22.2	45	1
Banks, Fred	5	62	12.4	17	2
Jefferson, John	3	30	10.0	17	0
Tucker, Travis	2	20	10.0	10	0
Fontenot, Herman	2	19	9.5	17	0
Langhorne, Reggie	1	12	12.0	12	0
Browns	222	2,885	13.0	72	17
Opponents	289	3,460	12.0	54	17

INTERCEPTIONS	NO	YDS	AVG	LG	TD
Gross, Al	5	109	21.8	37	1
Dixon, Hanford	3	65	21.7	37	0
Brazier, Larry	2	40	20.0	40	0
Wright, Felix	2	11	5.5	10	0
Weathers, Curtis	1	9	9.0	9	0
Rockins, Chris	1	8	8.0	8	0
Johnson, Eddie	1	6	6.0	6	0
Minnifield, Frank	1	3	3.0	3	0
Rogers, Don	1	3	3.0	3	0
Cousineau, Tom	1	0	0.0	0	0
Browns	18	254	14.1	40	1
Opponents	13	217	16.7	48	0

PUNTING	NO	YDS	AVG	IN20	TB	LG	BLK
Gossett, Jeff	81	3,261	40.3	18	8	64	0
Browns	81	3,261	40.3	18	8	64	0
Opponents	91	3,842	42.2	22	16	64	0

PUNT RETURNS	NO	FC	YDS	AVG	LG	TD
Weathers, Clarence	28	4	218	7.8	16	0
Brennan, Brian	19	4	153	8.1	37	1
Browns	47	8	371	7.9	37	1
Opponents	36	14	304	8.4	38	0

KICKOFF RETURNS	NO	YDS	AVG	LG	TD
Young, Glen	35	898	25.7	63	0
Fontenot, Herman	8	215	26.9	81	0
Langhorne, Reggie	3	46	15.3	19	0
Green, Boyce	2	20	10.0	13	0
Puzzoli, Dave	2	8	4.0	8	0
Weathers, Clarence	1	17	17.0	17	0
Nicolas, Scott	1	9	9.0	9	0
Allen, Greg	1	4	4.0	4	0
Browns	53	1,217	23.0	81	0
Opponents	51	884	17.3	37	0

FIELD GOALS	1-19	20-29	30-39	40-49	50+	TOT
Bahr, Matt	1/1	2/2	8/9	3/5	0/1	14/18
Browns	1/1	2/2	8/9	3/5	0/1	14/18
Opponents	0/0	5/6	10/14	2/5	2/4	19/29

PASSING	ATT	CMP	YDS	PCT	AVIAT	TD	TD%	INT	INT%	LG	TKLD	RATING
Kosar, Bernie	248	124	1,578	50.0	6.36	8	3.2	7	2.8	68	19/121	69.3
Danielson, Gary	163	97	1,274	59.5	7.82	8	4.9	6	3.7	72	17/128	85.3
Brennan, Brian	1	1	33	100.0	33.00	1	100.0	0	0.0	33	0/0	158.3
Fontenot, Herman	1	0	0	0.0	0.00	0	0.0	0	0.0	0	0/0	39.6
Gossett, Jeff	1	0	0	0.0	0.00	0	0.0	0	0.0	0	0/0	39.6
Browns	414	222	2,885	53.6	6.97	17	4.1	13	3.1	72	36/249	76.4
Opponents	509	289	3,460	56.8	6.80	18	3.5	18	3.5	51	44/353	74.8

1986 (12-4)

COACH: Marty Schottenheimer
 DIVISION FINISH: 1st AFC Central
 1986 USUAL STARTING LINEUPS

OFFENSE			DEFENSE		
WR 84	Webster Slaughter	LDE 96	Reggie Camp	RDE 78	Bob Golic
LT 77	R. Bolden, 74 P. Farren	NT 79	Carl Hairston	LOLB 56	Chip Banks
LG 74	P. Farren, 70 L. Williams	RT 90	Eddie Johnson	C 61	Mike Baab
C 61	Mike Baab	LILB 51	Anthony Griggs	RG 69	Dan Fike
RG 69	Dan Fike	RILB 53	Clay Matthews	RT 63	Cody Risien
TE 82	Ozzie Newsome	ROLB 57	Frank Minnifield	TE 82	Ozzie Newsome
WR 88	Reggie Langhorne	LCB 31	Ray Ellis	WR 88	Reggie Langhorne
OB 19	Bernie Kosar	RQB 29	Hanford Dixon	OB 19	Bernie Kosar
FB 34	K. Mack, 33 C. Dickey	SS 24	Ray Ellis	FB 34	K. Mack, 33 C. Dickey
RB 44	E. Byner, 33 C. Dickey	FS 37	Chris Rockins	RB 44	E. Byner, 33 C. Dickey

RADIO ANNOUNCERS:
 New Chandler, Doug Dieken, Jim Mueller (WWWE 1100 AM, WDOK 102 FM)

DATE	RESULT	OPPONENT	ATT
9/7	L, 31-41	at Chicago Bears	66,030
9/14	W, 23-20	at Houston Oilers	46,049
9/18	L, 13-30	Cincinnati Bengals	78,779
9/28	W, 24-21	Detroit Lions	72,029
10/5	W, 27-24	at Pittsburgh Steelers	57,327
10/12	W, 20-7	Kansas City Chiefs	71,278
10/19	L, 14-17	Green Bay Packers	76,438
10/26	W, 23-20	at Minnesota Vikings	59,133
11/2	W, 24-9	at Indianapolis Colts	57,962
11/10	W, 26-16	Miami Dolphins	77,949
11/16	L, 14-27	at Los Angeles Raiders	65,461
11/23	W, 37-31 (OT)	Pittsburgh Steelers	76,452
11/30	W, 13-10 (OT)	Houston Oilers	62,309
12/7	W, 21-17	at Buffalo Bills	42,213
12/14	W, 34-3	at Cincinnati Bengals	58,062
12/21	W, 47-17	San Diego Chargers	68,505
1/3	W, 23-20 (2OT)	New York Jets	78,106
1/11	L, 20-23 (OT)	Denver Broncos	79,915

TEAM STATISTICS			BROWNS	OPPONENT
Total First Downs	292	312		
Rushing	101	114		
Passing	165	181		
Penalty	26	17		
3rd Down: Made/Att	85/222	80/215		
3rd Down Pct.	38.3%	37.2%		
4th Down: Made/Att	7/14	10/18		
4th Down Pct.	50.0%	55.6%		
Total Net Yards	5,395	5,269		
Avg. Per Game	337.2	329.3		
Total Plays	1,049	1,033		
Avg. Per Play	5.1	5.1		
Net Yards Rushing	1,650	1,982		
Avg. Per Game	103.1	123.9		
Total Rushes	471	494		
Net Yards Passing	3,744	3,287		
Avg. Per Game	234.0	205.4		
Sacked/Yards Lost	39/274	35/259		
Gross Yards	4,018	3,546		
Attempts/Completions	538/315	518/291		
Completion Pct.	58.6%	56.2%		
Had Intercepted	11	18		
Punts/Avg.	83/41.2	79/38.4		
Net Punting Avg.	83/38.0	79/34.0		
Penalties/Yards Lost	99/759	104/807		
Fumbles/Ball Lost	33/13	34/18		
Touchdowns	45	36		
Rushing	20	13		
Passing	18	21		
Returns	7	2		
Avg. Time Of Possession	29:19	30:41		

SCORE BY PERIODS	1ST	2ND	3RD	4TH	OT	TOT
Browns	82	102	112	86	9	391
Opponents	54	98	62	96	0	310

SCORING	RU	PA	ST	O/D	PAT	ZRU	ZPA	FG	SAF	TP
Bahr, Matt	0	0	0	0	30/30	0	0	20/26	0	90
Mack, Kevin	10	0	0	0	0/0	0	0	0/0	0	60
Brennan, Brian	0	6	0	1	0/0	0	0	0/0	0	42

PASSING	ATT	CMP	YDS	PCT	AV/AT	TD	TD%	INT	INT%	LG	TKLD	RATNG
Kosar, Bernie	531	310	3,854	58.4	7.26	17	3.2	10	1.9	721	39/274	83.8
Page, Mike	3	2	53	66.7	17.67	0	0.0	0	0.0	45	0/0	109.7
Fontenot, Herman	1	1	46	100.0	46.00	1	100.0	0	0.0	46	0/0	158.3
Brennan, Brian	1	1	35	100.0	35.00	0	0.0	0	0.0	35	0/0	118.8
Gossett, Jeff	2	1	30	50.0	15.00	0	0.0	1	50.0	30	0/0	56.3
Browns	538	315	4,018	58.6	7.47	18	3.3	11	2.0	721	39/274	84.6
Opponents	518	291	3,546	56.2	6.85	21	4.1	18	3.5	751	35/259	76.5

Dickey, Curtis	6	0	0	0	0/0	0	0	0/0	0	36		
Moseley, Mark	0	0	0	0	13/14	0	0	0	0	67		
Slaughter, W.	0	4	0	1	0/0	0	0	0	0	30		
Byner, Earnest	2	2	0	0	0/0	0	0	0	0	24		
Newsome, Ozzie	0	3	0	0	0/0	0	0	0	0	18		
Holt, Harry	1	1	0	0	0/0	0	0	0	0	12		
McNeill, Gerald	0	2	0	0	0/0	0	0	0	0	12		
Fontenot, H.	1	1	0	0	0/0	0	0	0	0	12		
Langhorne, R.	0	1	0	0	0/0	0	0	0	0	6		
Minnifield, F.	0	0	1	0	0/0	0	0	0	0	6		
Gross, Al	0	0	0	1	0/0	0	0	0	0	6		
Wright, Felix	0	0	1	0	0/0	0	0	0	0	6		
Browns	20	18	4	3	43/44	0	0	0	0	26/33	0	391
Opponents	13	21	2	0	34/36	0	0	0	0	20/29	0	310

SACKS: C. Hairston 9.0, R. Camp 7.0, S. Clancy 6.5, D. Puzzuoli 6.0, C. Banks 4.5, R. Ellis 1.0, C. Matthews 1.0 Browns: 35.0, Opponents: 38.0

RUSHING	NO	YDS	AVG	LG	TD
Mack, Kevin	174	665	3.8	20	10
Dickey, Curtis	135	523	3.9	47	6
Byner, Earnest	94	277	2.9	37	2
Fontenot, Herman	25	105	4.2	16	1
Kosar, Bernie	24	19	0.8	17	0
Everrett, Major	12	43	3.6	8	0
Page, Mike	2	0	0.0	0	0
Holt, Harry	1	16	16.0	16	1
McNeill, Gerald	1	12	12.0	12	0
Slaughter, Webster	1	1	1.0	1	0
Langhorne, Reggie	1	-11	-11.0	-11	0
Browns	470	1,650	3.5	47	20
Opponents	494	1,982	4.0	53	13

RECEIVING	NO	YDS	AVG	LG	TD
Brennan, Brian	55	838	15.2	57	6
Fontenot, Herman	47	559	11.9	72	1
Slaughter, Webster	40	577	14.4	47	4
Langhorne, Reggie	39	678	17.4	66	1
Newsome, Ozzie	39	417	10.7	31	3
Byner, Earnest	37	322	8.7	40	2
Mack, Kevin	28	292	10.4	44	0
Dickey, Curtis	10	78	7.8	12	0
Weathers, Clarence	9	100	11.1	16	0
Holt, Harry	4	61	15.3	34	1
Greer, Terry	3	51	17.0	22	0
Tucker, Travis	2	29	14.5	16	0
McNeill, Gerald	1	9	9.0	9	0
Kosar, Bernie	1	1	1.0	1	0
Browns	315	4,018	12.8	72	18
Opponents	291	3,546	12.2	75	21

INTERCEPTIONS	NO	YDS	AVG	LG	TD
Dixon, Hanford	5	35	7.0	19	0
Wright, Felix	3	33	11.0	33	0
Minnifield, Frank	3	20	6.7	20	0
Rockins, Chris	2	41	20.5	24	0
Ellis, Ray	2	12	6.0	7	0
Matthews, Clay	2	12	6.0	8	0
Harper, Mark	1	31	31.0	31	0
Browns	18	184	10.2	33	0
Opponents	11	135	12.3	58	1

PUNTING	NO	YDS	AVG	IN20	TB	LG	BLK
Gossett, Jeff	83	3,423	41.2	21	10	61	0
Browns	83	3,423	41.2	21	10	61	0
Opponents	79	3,033	38.4	13	8	57	1

PUNT RETURNS	NO	FC	YDS	AVG	LG	TD
McNeill, Gerald	40	10	348	8.7	84	1
Slaughter, Webster	1	0	2	2.0	2	0
Browns	41	10	350	8.5	84	1
Opponents	44	11	268	6.1	20	1

KICKOFF RETURNS	NO	YDS	AVG	LG	TD
McNeill, Gerald	47	997	21.2	100	1
Fontenot, Herman	7	99	14.1	19	0
Langhorne, Reggie	4	57	14.3	20	0
Nicolas, Scott	3	28	9.3	13	0
Puzzuoli, Dave	1	32	32.0	32	0
Browns	62	1,213	19.6	100	1
Opponents	78	1,476	18.9	91	1

FIELD GOALS 1-19 20-29 30-39 40-49 50+ TOT

Bahr, Matt	4/4	7/9	7/8	1/2	1/3	20/26
Moseley, M.	1/1	2/2	3/3	0/1	0/0	6/7
Browns	5/5	9/11	10/11	1/3	1/3	26/33
Opponents	1/1	6/7	5/5	8/12	0/4	20/29

1987 (10-5)

COACH: Marty Schottenheimer
DIVISION FINISH: 1st AFC Central
1987 USUAL STARTING LINEUPS

OFFENSE		DEFENSE	
WR 88 Reggie Langhorne	DEFENSE	LDE 91 S. Clancy, 96 R. Camp	
LT 74 Paul Farren		NT 79 Bob Golic	
LG 70 Larry Williams		RDE 78 Carl Hairston	
C 61 Mike Baab		LOLB 50 Eddie Sanford	
RG 69 Dan Fike		LILB 51 Eddie Johnson	
RT 63 Cody Risien		RILB 59 Mike Johnson	
TE 82 Ozzie Newsome		ROLB 57 Clay Matthews	
QB 19 Bernie Kosar		LCB 31 Frank Minnifield	
WR 84 Webster Slaughter		RCB 29 Hanford Dixon	
RB 44 Earnest Byner		SS 24 Ray Ellis	
FB 34 Keyin Mack		FS 22 F. Wright, 27 A. Gross	

RADIO ANNOUNCERS:
 Nev Chandler, Doug Dieken, Jim Mueller (WWWE 1100 AM, WDOX 102 FM)

Mathews, C. 0 0 0 1 0/0 0 0 0/0 0 6
 Langhorne, R. 0 1 0 0 0/0 0 0 0/0 0 6
 Grayson, David 0 0 0 1 0/0 0 0 0/0 0 6
 Kelley, Chris 0 0 0 0 1/1 0 0 0/0 0 1
 Browns 16 27 0 4 45/47 0 0 21/31 0 390
 Opponents 7 15 4 0 26/26 0 0 17/25 3 239
SACKS: C. Hairston 8.0, D. Puzoselli 5.5, A. Baker 3.5, T. Crawford 3.0, C. Matthews 2.5, S. Clancy 2.0, M. Johnson 2.0, M. Harper 1.0, E. Johnson 1.0, M. Rusinek 1.0
Browns: 34.0, Opponents 28.0

RUSHING	NO	YDS	AVG	LG	TD
Mack, Kevin	201	735	3.7	22	5
Byner, Earnest	105	432	4.1	21	8
Mason, Larry	56	207	3.7	22	2
Everett, Major	34	95	2.8	16	0
Manoa, Tim	23	116	5.0	25	0
Fontenot, Herman	15	33	2.2	14	0
Kosar, Bernie	15	22	1.5	7	1
Christensen, Jeff	11	41	3.7	15	0
Driver, Stacey	9	31	3.4	16	0
McNeil, Gerald	1	17	17.0	17	0
Verser, David	1	9	9.0	9	0
Davis, Johnny	1	7	7.0	7	0
Katolin, Mike	1	0	0.0	0	0
Danielson, Gary	1	0	0.0	0	0
Browns	474	1,745	3.7	35	16
Opponents	401	1,433	3.6	27	7

RECEIVING	NO	YDS	AVG	LG	TD
Byner, Earnest	52	552	10.6	37	2
Slaughter, Webster	47	806	17.1	54	7
Brennan, Brian	43	607	14.1	53	6
Newsome, Ozzie	34	375	11.0	25	0
Mack, Kevin	32	223	7.0	17	1
Langhorne, Reggie	20	288	14.4	25	1
Kemp, Perry	12	224	18.7	34	2
Weathers, Clarence	11	153	13.9	37	2
Tennell, Derek	9	102	11.3	24	3
McNeil, Gerald	8	120	15.0	39	2
Everett, Major	8	41	5.1	10	0
Mason, Larry	5	26	5.2	15	1
Fontenot, Herman	4	40	10.0	25	0
Watson, Remi	2	22	11.0	13	0
Price, Steve	2	21	10.5	13	0
Tinsley, Keith	1	17	17.0	17	0
Manoa, Tim	1	8	8.0	8	0
Browns	291	3,625	12.5	54	27
Opponents	246	3,093	12.6	83	15

INTERCEPTIONS	NO	YDS	AVG	LG	TD
Wright, Felix	4	152	38.0	68	1
Minnifield, Frank	4	24	6.0	27	0
Mathews, Clay	3	62	20.7	36	1
Dixon, Hanford	3	5	1.7	6	0
Rockins, Chris	2	25	12.5	15	0
Harper, Mark	2	16	8.0	16	0
Horn, Alvin	1	28	28.0	28	0
Johnson, Eddie	1	11	11.0	11	0
Johnson, Mike	1	3	3.0	3	0
Wilson, Troy	1	0	0.0	0	0
Robinson, DeJuan	1	0	0.0	0	0
Hairston, Carl	0	40	0.0	40	0
Browns	23	366	15.9	68	2
Opponents	12	173	14.4	48	2

PUNTING	NO	YDS	AVG	IN40	BLK
Gosselt, Jeff	19	779	41.0	3	4
Winslow, George	18	616	34.2	5	2
Walters, Dale	11	400	36.4	2	1
Johnson, Lee	9	317	35.2	3	1
Browns	57	2,112	37.1	13	8
Opponents	79	3,035	38.4	13	5

PUNT RETURNS	NO	FC	YDS	AVG	LG	TD
McNeil, Gerald	34	9	386	11.4	40	0
Wilson, Troy	10	3	101	10.1	17	0
Browns	44	12	487	11.1	40	0
Opponents	16	10	93	5.8	21	0

KICKOFF RETURNS	NO	YDS	AVG	LG	TD
Young, Glen	18	412	22.9	44	0
McNeil, Gerald	11	205	18.6	33	0
Fontenot, Herman	9	130	14.4	24	0
Tinsley, Keith	2	26	13.0	13	0
Manoa, Tim	2	14	7.0	13	0
Beauford, Clayton	1	22	22.0	22	0
Driver, Stacey	1	16	16.0	16	0
Langhorne, Reggie	1	8	8.0	8	0
Grayson, David	1	6	6.0	6	0
Byner, Earnest	1	2	2.0	2	0
Mason, Larry	1	2	2.0	2	0
Browns	48	841	17.5	44	0
Opponents	72	1,343	18.7	39	0

FIELD GOALS	1-19	20-29	30-39	40-49	50+	TOT.
Jaeger, Jeff	0/0	6/6	3/6	5/9	0/1	14/22
Bahr, Matt	0/0	2/2	2/3	0/0	0/0	4/5
Franco, Brian	0/0	3/3	0/1	0/0	0/0	3/4
Browns	0/0	11/11	5/10	5/9	0/1	23/31
Opponents	0/0	7/8	7/10	3/6	0/1	17/25

DATE	RESULT	OPPONENT	ATT
9/13	L, 21-28	at New Orleans Saints	59,900
9/20	W, 34-10	Pittsburgh Steelers	79,543
10/4	W, 20-10	at New England Patriots	14,830
10/11	L, 10-15	Houston Oilers	38,927
10/18	W, 34-0	at Cincinnati Bengals	40,179
10/26	W, 30-17	Los Angeles Rams	76,933
11/1	L, 24-27 (OT)	at San Diego Chargers	55,381
11/8	W, 38-3	Atlanta Falcons	71,135
11/15	W, 27-21	Buffalo Bills	78,409
11/22	W, 40-7	at Houston Oilers	51,161
11/29	L, 24-38	at San Francisco 49ers	60,248
12/6	L, 7-9	Indianapolis Colts	70,661
12/13	W, 38-24	Cincinnati Bengals	77,331
12/20	W, 24-17	at Los Angeles Raiders	40,275
12/26	W, 19-13	at Pittsburgh Steelers	56,394
1/9	W, 38-21	AFC PLAYOFFS Indianapolis Colts	78,586
1/17	L, 33-38	AFC CHAMPIONSHIP at Denver Broncos	75,993

TEAM STATISTICS	BROWNS	OPPONENT
Total First Downs	310	251
Rushing	110	86
Passing	171	134
Penalty	29	31
3rd Down: Made/Att	86/204	72/204
3rd Down Pct.	42.2%	35.3%
4th Down: Made/Att	5/11	6/14
4th Down Pct.	45.5%	42.9%
Total Net Yards	5,200	4,269
Avg. Per Game	346.7	284.6
Total Plays	985	902
Avg. Per Play	5.3	4.7
Net Yards Rushing	1,745	1,433
Avg. Per Game	116.3	95.5
Total Rushes	474	401
Net Yards Passing	3,455	2,836
Avg. Per Game	230.3	189.1
Sacked/Yards Lost	29/170	34/257
Gross Yards	3,625	3,093
Attempts/Completions	482/291	467/246
Completion Pct.	60.4%	52.7%
Had Intercepted	12	23
Punts/Avg.	57/37.1	79/38.4
Net Punting Avg.	57/35.4	79/32.3
Penalties/Yards Lost	100/856	120/1,013
Fumbles/Ball Lost	33/17	25/13
Touchdowns	47	26
Rushing	16	7
Passing	27	15
Returns	4	4
Avg. Time Of Possession	31:43	28:17

SCORE BY PERIODS	1ST	2ND	3RD	4TH	OT	TOT
Browns	49	160	106	75	0	390
Opponents	41	56	54	85	3	239

SCORING	RU	PA	ST	DF	PAT	ZRU	ZPA	FG	SAF	PT
Jaeger, Jeff	0	0	0	0	33/34	0	0	14/22	0	75
Byner, Earnest	8	2	0	0	0/0	0	0	0/0	0	60
Slaughter, W.	0	7	0	0	0/0	0	0	0/0	0	42
Brennan, Brian	0	6	0	0	0/0	0	0	0/0	0	36
Mack, Kevin	5	1	0	0	0/0	0	0	0/0	0	36
Bahr, Matt	0	0	0	0	9/10	0	0	4/5	0	21
Tennell, Derek	0	3	0	0	0/0	0	0	0/0	0	18
Mason, Larry	2	1	0	0	0/0	0	0	0/0	0	18
Kemp, Perry	0	2	0	0	0/0	0	0	0/0	0	12
McNeil, Gerald	0	2	0	0	0/0	0	0	0/0	0	12
Weathers, Cl.	0	2	0	0	0/0	0	0	0/0	0	12
Franco, Brian	0	0	0	0	2/2	0	0	3/4	0	11
Kosar, Bernie	1	0	0	0	0/0	0	0	0/0	0	6
Wright, Felix	0	0	0	1	0/0	0	0	0/0	0	6
Ellis, Ray	0	0	0	1	0/0	0	0	0/0	0	6

PASSING	ATT	CMP	YDS	PCT	AV/AT	TD	TD%	INT	INT%	LG	TKLD	RATING
Kosar, Bernie	389	241	3,033	62.0	7.80	22	5.7	9	2.3	54t	22/129	95.4
Christensen, Jeff	58	24	297	41.4	5.12	1	1.7	3	5.2	34	5/37	42.1
Danielson, Gary	33	25	281	75.8	8.52	4	12.1	0	0.0	23	2/4	140.3
Fontenot, Herman	1	1	14	100.0	14.00	0	0.0	0	0.0	14	0/0	118.8
Jaeger, Jeff	1	0	0	0.0	0.00	0	0.0	0	0.0	0	0/0	39.6
Browns	482	291	3,625	60.4	7.52	27	5.6	12	2.5	54t	29/170	92.0
Opponents	467	246	3,093	52.7	6.62	15	3.2	23	4.9	83t	34/257	63.8

1988 (10-6)

COACH: Finly Schottenheimer

DIVISION FINISH: 2nd AFC Central

1988 USUAL STARTING LINEUPS

OFFENSE			DEFENSE		
WR 84	Webster Slaughter	LDE 91	Sam Clancy		
85	Clarence Weathers	NT 79	Bob Golic		
LT 74	Paul Farren	RDE 78	Carl Hairston		
LG 70	Larry Williams	LOLB 56	David Grayson		
C 73	Gregg Rakoczy	LILB 59	Mike Johnson		
RG 69	Dan Fike	RILB 54	Mike Junkin		
RT 63	Cody Risien	51	Eddie Johnson		
TE 82	Ozzie Newsome	ROLB 57	Clay Matthews		
WR 88	Reggie Langhorne	LCB 31	Frank Minnifield		
QB 19	B. Kosar, 10 M. Page	RCB 29	Hanford Dixon		
12	Don Strock	SS 48	Brian Washington		
FB 34	K. Mack, 42 T. Manoa	FS 22	Felix Wright		
RB 44	Earnest Byner				

RADIO ANNOUNCERS:

Neu Chandler, Doug Dieken, Jim Mueller (WWWE 1100 AM, WDOK 102 FM)

DATE	RESULT	OPPONENT	ATT
9/4	W, 6-3	at Kansas City Chiefs	55,654
9/11	L, 3-23	New York Jets	74,434
9/19	W, 23-17	Indianapolis Colts	75,748
9/25	L, 17-24	at Cincinnati Bengals	54,943
10/2	W, 23-9	at Pittsburgh Steelers	56,410
10/9	L, 10-16	Seattle Seahawks	78,605
10/16	W, 19-3	Philadelphia Eagles	78,787
10/23	W, 29-21	at Phoenix Cardinals	61,261
10/30	W, 23-16	Cincinnati Bengals	79,147
11/7	L, 17-24	at Houston Oilers	51,467
11/13	L, 7-30	at Denver Broncos	75,806
11/20	W, 27-7	Pittsburgh Steelers	77,131
11/27	W, 17-13	at Washington Redskins	51,604
12/4	W, 24-21	Dallas Cowboys	77,683
12/12	L, 31-38	at Miami Dolphins	61,884
12/18	W, 28-23	Houston Oilers	74,610

AFC WILD CARD			ATT
12/24	L, 23-24	Houston Oilers	74,977

TEAM STATISTICS		BROWNS	OPPONENT
Total First Downs		294	301
Rushing		93	114
Passing		177	162
Penalty		24	25
3rd Down: Made/Att		92/213	67/197
3rd Down Pct.		43.2%	34.0%
4th Down: Made/Att		4/15	8/17
4th Down Pct.		26.7%	47.1%
Total Net Yards		5,011	4,767
Avg. Per Game		313.2	297.9
Total Plays		1,013	1,009
Avg. Per Play		4.9	4.7
Net Yards Rushing		1,575	1,920
Avg. Per Game		98.4	120.0
Total Rushes		440	498
Net Yards Passing		3,436	2,847
Avg. Per Game		214.8	177.9
Sacked/Yards Lost		36/250	37/255
Gross Yards		3,686	3,102
Attempts/Completions		537/313	474/245
Completion Pct.		58.3%	51.7%
Had Intercepted		17	20
Punts/Avg.		67/38.5	69/39.4
Net Punting Avg.		67/33.9	69/34.7
Penalties/Yards Lost		110/875	100/789
Fumbles/Ball Lost		32/16	23/11
Touchdowns		33	30
Rushing		10	13
Passing		19	13
Returns		4	4
Avg. Time Of Possession		30:49	29:11

SCORE BY PERIODS	1ST	2ND	3RD	4TH	OT	TOT
Browns	46	81	63	114	0	304
Opponents	46	137	44	61	0	288

SCORING	RU	PA	ST	DF	PAT	2RU	2PA	FG	SAF	TP
Bahr, Matt	0	0	0	0	32/33	0	0	24/29	0	104
Langhorne, R.	1	7	0	0	0/0	0	0	0/0	0	48
Byner, Earnest	3	2	0	0	0/0	0	0	0/0	0	30
Slaughter, W.	0	3	0	0	0/0	0	0	0/0	0	18
Mack, Kevin	3	0	0	0	0/0	0	0	0/0	0	18
Fontenot, H.	0	1	1	0	0/0	0	0	0/0	0	12

PASSING	ATT	CMP	YDS	PCT	AV/AT	TD	TD%	INT	LG	TKLD	RATING	
Kosar, Bernie	259	156	1,890	60.2	7.30	10	3.9	7	2.7	771	25/172	84.3
Pagel, Mike	134	71	736	53.0	5.49	3	2.2	4	3.0	28	1/9	64.1
Strock, Don	91	55	736	60.4	8.09	6	6.6	5	5.5	41	4/26	85.2
Danielson, Gary	52	31	324	59.6	6.23	0	0.0	1	1.9	26	6/43	69.7
Fontenot, Herman	1	0	0	0.0	0.00	0	0.0	0	0.0	0	0/0	39.6
Browns	537	313	3,686	58.3	6.86	19	3.5	17	3.2	771	36/250	77.9
Opponents	474	245	3,102	51.7	6.54	13	2.7	20	4.2	54	37/255	64.0

Newsome, O.	0	2	0	0	0/0	0	0	0	0	0	0	12
Manoa, Tim	2	0	0	0	0/0	0	0	0	0	0	0	12
Bolden, Rickey	0	1	0	0	0/0	0	0	0	0	0	0	6
Kosar, Bernie	1	0	0	0	0/0	0	0	0	0	0	0	6
Minnifield, F.	0	0	1	0	0/0	0	0	0	0	0	0	6
Washington, B.	0	0	0	1	0/0	0	0	0	0	0	0	6
Tennell, Derek	0	1	0	0	0/0	0	0	0	0	0	0	6
Weathers, C.	0	1	0	0	0/0	0	0	0	0	0	0	6
Brennan, Brian	0	1	0	0	0/0	0	0	0	0	0	0	6
Perry, M. D.	0	0	0	1	0/0	0	0	0	0	0	0	6
Buchanan, C.	0	0	0	0	0/0	0	0	0	0	0	0	1
Browns	10	19	2	2	32/33	0	0	24	2/29	1	304	
Opponents	13	13	4	0	30/30	0	0	0	26/34	0	288	

SACKS: C. Matthews 6.0, M. Perry 6.0, C. Buchanan 5.0, D. Grayson 5.0, S. Clancy 4.5, C. Hairston 3.0, E. Johnson 3.0, M. Jones 1.0, M. Harper 1.0, B. Washington 0.5
Browns: 35.0, Opponents: 36.0

RUSHING	NO	YDS	AVG	LG	TD
Byner, Earnest	157	576	3.7	27	3
Mack, Kevin	123	485	3.9	65	3
Manoa, Tim	99	389	3.9	34	2
Fontenot, Herman	28	87	3.1	17	0
Kosar, Bernie	12	-1	-0.1	13	1
Strock, Don	6	-2	-0.3	5	0
Danielson, Gary	4	3	0.8	5	0
Pagel, Mike	4	1	0.3	5	0
Baker, Tony	3	19	6.3	13	0
Langhorne, Reggie	2	26	13.0	20	1
Runager, Max	1	0	0.0	0	0
Bahr, Matt	1	-8	-8.0	-8	0
Browns	440	1,575	3.6	65	10
Opponents	498	1,920	3.9	41	13

RECEIVING	NO	YDS	AVG	LG	TD
Byner, Earnest	59	576	9.8	39	2
Langhorne, Reggie	57	780	13.7	77	7
Brennan, Brian	46	579	12.6	33	1
Newsome, Ozzie	35	343	9.8	28	2
Slaughter, Webster	30	462	15.4	41	3
Weathers, Clarence	29	436	15.0	49	3
Fontenot, Herman	19	170	8.9	15	1
Mack, Kevin	11	87	7.9	25	0
Manoa, Tim	10	54	5.4	9	0
Tennell, Derek	9	88	9.8	26	1
McNeil, Gerald	5	74	14.8	23	0
Young, Glen	2	34	17.0	25	0
Bolden, Rickey	1	3	3.0	3	1
Browns	313	3,686	11.8	77	19
Opponents	245	3,102	12.7	54	13

INTERCEPTIONS	NO	YDS	AVG	LG	TD
Wright, Felix	5	126	25.2	53	0
Minnifield, Frank	4	16	4.0	13	0
Washington, Brian	3	104	34.7	75	1
Johnson, Mike	2	36	18.0	31	0
Dixon, Hanford	2	24	12.0	24	0
Harper, Mark	2	13	6.5	8	0
Johnson, Eddie	2	0	0.0	0	0
Browns	20	319	15.9	75	1
Opponents	17	190	11.2	36	2

PUNTING	NO	YDS	AVG	IN20	TB	LG	BLK
Runager, Max	48	1,935	40.3	13	2	52	0
Johnson, Lee	17	643	37.8	6	1	61	0
Team, Stat	2	0	0.0	0	0	0	2
Browns	67	2,578	38.5	19	3	61	2
Opponents	69	2,722	39.4	17	8	62	2

PUNT RETURNS	NO	FC	YDS	AVG	LG	TD
McNeil, Gerald	38	6	315	8.3	32	0
Weathers, C.	2	0	10	5.0	9	0
Browns	40	6	325	8.1	32	0
Opponents	32	11	304	9.5	73	1

KICKOFF RETURNS	NO	YDS	AVG	LG	TD
Young, Glen	29	635	21.9	34	0
Fontenot, Herman	21	435	20.7	84	0
McNeil, Gerald	2	38	19.0	22	0
Briggs, Stephen	1	27	27.0	27	0
Perry, Michael Dean	1	13	13.0	13	0
Tennell, Derek	1	11	11.0	11	0
Browns	55	1,159	21.1	84	0
Opponents	58	973	16.8	29	0

FIELD GOALS	1-19	20-29	30-39	40-49	50+	TOT
Bahr, Matt	1/1	10/12	8/10	5/6	0/0	24/29
Browns	1/1	10/12	8/10	5/6	0/0	24/29
Opponents	2/2	7/7	12/15	5/7	0/3	26/34

1989 (9-6-1)

COACH: Bud Carson
DIVISION FINISH: 1st AFC Central

1989 USUAL STARTING LINEUPS

OFFENSE		DEFENSE	
WR 84	Webster Slaughter	LDE 60	Al Baker
LT 74	Paul Farren	LDT 78	Carl Hairston
LG 68	Ted Banker	RDT 92	Michael Dean Perry
C 73	Gregg Rakoczy	RDE 97	Robert Banks
RG 69	D. Fike, 66 T. Jones	LOLB 57	Clay Matthews
RT 63	Cody Risien	MLB 59	Mike Johnson
TE 82	Ozzie Newsome	ROLB 56	D. Grayson, 50 V. Walters
WR 88	Reggie Langhorne	LCB 31	Frank Minnifield
QB 19	Bernie Kosar	RCB 29	Hanford Dixon
FB 42	Tim Manoa	SS 22	Felix Wright
RB 21	Eric Metcalf	FS 30	Thane Gash

RADIO ANNOUNCERS:
New Chandler, Doug Dieken, Jim Mueller (WWWE 1100 AM, WDOK 102 FM)

DATE	RESULT	OPPONENT	ATT
9/10	W, 51-0	at Pittsburgh Steelers	57,928
9/17	W, 38-24	New York Jets	73,516
9/25	L, 14-21	at Cincinnati Bengals	55,996
10/1	W, 16-13	Denver Broncos	78,637
10/8	W, 10-13 (OT)	at Miami Dolphins	58,444
10/15	L, 7-17	Pittsburgh Steelers	78,840
10/23	W, 27-7	Chicago Bears	78,722
10/29	W, 28-17	Houston Oilers	78,765
11/5	W, 42-31	at Tampa Bay Buccaneers	69,162
11/12	W, 17-7	at Seattle Seahawks	58,978
11/19	T, 10-10 (OT)	Kansas City Chiefs	77,922
11/26	L, 10-13	at Detroit Lions	65,624
12/3	L, 0-21	Cincinnati Bengals	76,236
12/10	L, 17-23 (OT)	at Indianapolis Colts	58,550
12/17	W, 23-17 (OT)	Minnesota Vikings	70,777
12/23	W, 24-20	at Houston Oilers	58,852
1/6	W, 34-30	Buffalo Bills	77,706
1/14	L, 21-37	at Denver Broncos	76,046

TEAM STATISTICS	BROWNS	OPPONENT
Total First Downs	285	276
Rushing	101	93
Passing	161	161
Penalty	23	22
3rd Down: Made/Att	82/213	82/230
3rd Down Pct.	38.5%	35.7%
4th Down: Made/Att	1/9	10/16
4th Down Pct.	11.1%	62.5%
Total Net Yards	5,042	4,831
Avg. Per Game	315.1	301.9
Total Plays	1,011	1,031
Avg. Per Play	5.0	4.7
Net Yards Rushing	1,609	1,670
Avg. Per Game	100.6	104.4
Total Rushes	448	446
Net Yards Passing	3,433	3,161
Avg. Per Game	214.6	197.6
Sacked/Yards Lost	34/192	45/359
Gross Yards	3,625	3,520
Attempts/Completions	529/309	540/269
Completion Pct.	58.4%	49.8%
Had Intercepted	15	27
Punts/Avg.	97/39.4	94/40.4
Net Punting Avg.	97/35.0	94/35.1
Penalties/Yards Lost	128/973	122/985
Fumbles/Ball Lost	23/15	32/11
Touchdowns	41	30
Rushing	14	8
Passing	20	20
Returns	7	2
Avg. Time Of Possession	30:26	29:34

SCORE BY PERIODS	1ST	2ND	3RD	4TH	OT	TOT
Browns	48	112	104	64	6	334
Opponents	34	67	82	62	9	254

SCORING	RU	PA	ST	DF	PAT	ZRU	ZPA	FG	SAP	TP
Bahr, Matt	0	0	0	0	40/40	0	0	16/24	0	88
Metcalf, Eric	6	4	0	0	0/0	0	0	0/0	0	60
Slaughter, W.	0	6	0	0	0/0	0	0	0/0	0	36
Manoa, Tim	3	2	0	0	0/0	0	0	0/0	0	30
Tillman, L.	0	2	1	0	0/0	0	0	0/0	0	18
Langhorne, R.	0	2	0	0	0/0	0	0	0/0	0	12
Grayson, David	0	0	0	2	0/0	0	0	0/0	0	12
Gash, Thane	0	0	0	2	0/0	0	0	0/0	0	12

PASSING	ATT	CMP	YDS	PCT	AV/AT	TD	TD%	INT	INT%	LG	TKLD	RATING
Kosar, Bernie	513	303	3,533	59.1	6.89	18	3.5	14	2.7	971	34/192	80.3
Pagel, Mike	14	5	60	35.7	4.29	1	7.1	1	7.1	18	0/0	43.8
Metcalf, Eric	2	1	32	50.0	16.00	1	50.0	0	0.0	321	0/0	135.4
Browns	529	309	3,625	58.4	6.85	20	3.8	15	2.8	971	34/192	80.1
Opponents	540	269	3,520	49.8	6.52	20	3.7	27	5.0	68	45/359	62.3

Kosar, Bernie	1	0	0	0	0/0	0	0	0/0	0	0	0	6
Wright, Felix	0	0	0	1	0/0	0	0	0/0	0	0	0	6
Jones, Keith	1	0	0	0	0/0	0	0	0/0	0	0	0	6
Oliphant, Mike	1	0	0	0	0/0	0	0	0/0	0	0	0	6
Mack, Kevin	1	0	0	0	0/0	0	0	0/0	0	0	0	6
Walters, Van	0	1	0	0	0/0	0	0	0/0	0	0	0	6
Matthews, C.	0	0	0	1	0/0	0	0	0/0	0	0	0	6
Tennell, Derek	0	1	0	0	0/0	0	0	0/0	0	0	0	6
Newsome, O.	0	1	0	0	0/0	0	0	0/0	0	0	0	6
Middleton, Ron	0	1	0	0	0/0	0	0	0/0	0	0	0	6
Redden, Barry	1	0	0	0	0/0	0	0	0/0	0	0	0	6
Browns	14	20	1	6	40/40	0	0	0	0	16/24	0	334
Opponents	8	20	2	2	29/29	0	0	0	0	15/28	0	254
SACKS: A.Baker 7.5, M.Perry 7.0, C.Hairston 6.5, R.Banks 4.0, A.Blaylock 4.0, C.Matthews 4.0, A.Stewart 3.0, T.Gash 2.0, T.Gibson 2.0, D.Grayson 1.0, M.Harper 1.0, M.Johnson 1.0, C.Charlton 1.0, C.Pike 1.0 Browns: 45.0, Opponents: 34.0												

RUSHING	NO	YDS	AVG	LG	TD
Metcalf, Eric	187	633	3.4	431	6
Manoa, Tim	87	289	3.3	22	3
Jones, Keith	43	160	3.7	15	1
Redden, Barry	40	180	4.5	381	1
Mack, Kevin	37	130	3.5	12	1
Kosar, Bernie	30	70	2.3	23	1
Oliphant, Mike	15	97	6.5	211	1
Langhorne, Reggie	5	19	3.8	18	0
McNeil, Gerald	2	32	16.0	18	0
Pagel, Mike	2	-1	-0.5	4	0
Browns	448	1,609	3.6	431	14
Opponents	446	1,670	3.7	391	8

RECEIVING	NO	YDS	AVG	LG	TD
Slaughter, Webster	65	1,236	19.0	971	6
Langhorne, Reggie	60	749	12.5	621	2
Metcalf, Eric	54	397	7.4	681	4
Newsome, Ozzie	29	324	11.2	31	1
Brennan, Brian	28	289	10.3	38	0
Manoa, Tim	27	241	8.9	32	2
Jones, Keith	15	126	8.4	36	0
McNeil, Gerald	10	114	11.4	32	0
Tillman, Lawyer	6	70	11.7	19	2
Redden, Barry	6	34	5.7	8	0
Oliphant, Mike	3	22	7.3	9	0
Mack, Kevin	2	7	3.5	4	0
Walters, Van	1	14	14.0	141	1
Middleton, Ron	1	5	5.0	51	1
Tennell, Derek	1	4	4.0	41	1
Kosar, Bernie	1	-7	-7.0	0	0
Browns	309	3,625	11.7	971	20
Opponents	269	3,520	13.1	68	20

INTERCEPTIONS	NO	YDS	AVG	LG	TD
Wright, Felix	9*	91	10.1	271	1
Gash, Thane	3	65	21.7	361	2
Johnson, Mike	3	43	14.3	23	0
Minnifield, Frank	3	29	9.7	25	0
Harper, Mark	3	8	2.7	8	0
Grayson, David	2	25	12.5	141	1
Matthews, Clay	1	25	25.0	25	0
Kramer, Kyle	1	12	12.0	12	0
Dixon, Hanford	1	2	2.0	2	0
Lyons, Robert	1	0	0.0	0	0
Browns	27	300	11.1	361	4
Opponents	15	306	20.4	77	1

PUNTING	NO	YDS	AVG	IN20	TB	LG	BLK
Wagner, Bryan	97	3,817	39.4	32	6	60	0
Browns	97	3,817	39.4	32	6	60	0
Opponents	94	3,797	40.4	20	8	57	1

PUNT RETURNS	NO	FC	YDS	AVG	LG	TD
McNeil, Gerald	49	15	496	10.1	49	0
Browns	49	15	496	10.1	49	0
Opponents	49	13	418	8.5	27	0

KICKOFF RETURNS	NO	YDS	AVG	LG	TD
Metcalf, Eric	31	718	23.2	49	0
Oliphant, Mike	5	69	13.8	28	0
McNeil, Gerald	4	61	15.3	21	0
Jones, Keith	4	42	10.5	25	0
Briggs, Stephen	2	20	10.0	18	0
Redden, Barry	2	2	1.0	2	0
Joines, Vernon	1	12	12.0	12	0
Johnson, Eddie	1	8	8.0	8	0
Browns	50	932	18.6	49	0
Opponents	58	1,175	20.3	73	0

FIELD GOALS	1-19	20-29	30-39	40-49	50+	TOT
Bahr, Matt	0/0	5/5	6/8	4/9	1/2	16/24
Browns	0/0	5/5	6/8	4/9	1/2	16/24
Opponents	0/0	3/3	7/9	4/14	1/2	15/28

* Led NFL

1990 (3-13)

COACH: Bud Carson (first 9 games)/Jim Shofner (final 7 games)
 DIVISION FINISH: 4th AFC Central

1990 USUAL STARTING LINEUPS

OFFENSE		DEFENSE	
WR 84	Webster Slaughter	LDE 60	A. Baker, 90 R. Burnett
LT 74	Paul Farren	LDT 75	C. Pike, 71 T. Gibson
LG 65	Ralph Tamn	RDT 92	Michael Dean Perry
C 61	Mike Baab	RDE 97	R. Banks, 98 A. Pleasant
RG 73	Gregg Rakoczy	LOLB 57	Clay Matthews
RT 66	Tony Jones	MLB 59	Mike Johnson
TE 82	Ozzie Newsome	ROLB 50	Van Walters
WR 88	Reggie Langhorne	56	David Grayson
86	Brian Brennan	LCB 24	Anthony Blaylock
OB 19	B. Kosar, 10 M. Pagel	31	Frank Minnifield
FB 34	K. Mack, 33 L. Hoard	RCB 26	Raymond Clayborn
RB 21	Eric Metcalf	SS 22	Felix Wright
		FS 30	Thane Gash

RADIO ANNOUNCERS:
 Nev Chandler, Doug Dieken, Jim Mueller (WHK 1420 AM, WVMs 100.7 FM)

Langhorne, R.	0	2	0	0	0/0	0	0	0/0	0	12
Brennan, Brian	0	2	0	0	0/0	0	0	0/0	0	12
Newsome, Ozzie	0	2	0	0	0/0	0	0	0/0	0	12
Johnson, Mike	0	0	0	1	0/0	0	0	0/0	0	6
Gainer, Derrick	1	0	0	0	0/0	0	0	0/0	0	6
Blaylock, A.	0	0	0	1	0/0	0	0	0/0	0	6
Browns	10	13	2	2	24/27	0	0	14/20	0	228
Opponents	21	32	0	6	56/59	0	0	16/27	2	462

SACKS: M.Perry 11.5, A.Pleasant 3.5, C.Matthews 3.5, A.Baker 3.0, S.Braggs 2.5, M.Johnson 2.0, R.Burnett 2.0, T.Gibson 1.0, D.Grayson 1.0, A.Blalock 1.0, B.Buczkowski 0.5, V.Walters 0.5
Browns: 32.0, Opponents: 42.0

RUSHING	NO	YDS	AVG	LG	TD
Mack, Kevin	158	702	4.4	26	5
Metcalf, Eric	80	248	3.1	17	1
Hoard, Leroy	58	149	2.6	42	3
Gainer, Derrick	30	81	2.7	9	1
Kosar, Bernie	10	13	1.3	5	0
Slaughter, Webster	5	29	5.8	17	0
Pagel, Mike	3	-1	-0.3	0	0
Redden, Barry	1	-1	-1.0	-1	0
Browns	345	1,220	3.5	42	10
Opponents	511	2,105	4.1	39	21

RECEIVING	NO	YDS	AVG	LG	TD
Slaughter, Webster	59	847	14.4	50	4
Metcalf, Eric	57	452	7.9	35	1
Langhorne, Reggie	45	585	13.0	39	2
Brennan, Brian	45	568	12.6	28	2
Mack, Kevin	42	360	8.6	30	2
Newsome, Ozzie	23	240	10.4	38	2
Hoard, Leroy	10	73	7.3	17	0
Gainer, Derrick	7	85	12.1	20	0
Joines, Vernon	6	86	14.3	24	0
Galbraith, Scott	4	62	15.5	28	0
Talley, John	2	28	14.0	19	0
Kauric, Jerry	1	21	21.0	21	0
Browns	301	3,407	11.3	50	13
Opponents	253	3,296	13.0	59	32

DATE	RESULT	OPPONENT	ATT
9/9	W, 13-3	Pittsburgh Steelers	78, 298
9/16	L, 21-24	at New York Jets	67, 354
9/23	L, 14-24	San Diego Chargers	77, 429
9/30	L, 0-34	at Kansas City Chiefs	75, 462
10/8	W, 30-29	at Denver Broncos	74, 814
10/14	L, 20-25	at New Orleans Saints	68, 608
10/22	L, 13-34	Cincinnati Bengals	78, 567
10/28	L, 17-20	at San Francisco 49ers	63, 672
11/4	L, 0-42	Buffalo Bills	78, 331
11/18	L, 23-35	Houston Oilers	76, 726
11/25	L, 13-30	Miami Dolphins	70, 225
12/2	L, 23-38	Los Angeles Rams	61, 981
12/9	L, 14-58	at Houston Oilers	54, 469
12/16	W, 13-10	Atlanta Falcons	46, 536
12/23	L, 0-35	at Pittsburgh Steelers	51, 665
12/30	L, 14-21	at Cincinnati Bengals	60, 041

TEAM STATISTICS	BROWNS	OPPONENT
Total First Downs	259	314
Rushing	74	117
Passing	167	169
Penalty	18	28
3rd Down: Made/Att	81/207	104/211
3rd Down Pct.	39.1%	49.3%
4th Down: Made/Att	7/19	2/3
4th Down Pct.	36.8%	66.7%
Total Net Yards	4,367	5,190
Avg. Per Game	272.9	324.4
Total Plays	960	987
Avg. Per Play	4.5	5.3
Net Yards Rushing	1,220	2,105
Avg. Per Game	76.3	131.6
Total Rushes	345	511
Net Yards Passing	3,147	3,085
Avg. Per Game	196.7	192.8
Sacked/Yards Lost	42/260	32/211
Gross Yards	3,407	3,296
Attempts/Completions	573/301	444/253
Completion Pct.	52.5%	57.0%
Had Intercepted	23	13
Punts/Avg.	78/36.9	68/38.1
Net Punting Avg.	78/31.5	68/35.0
Penalties/Yards Lost	122/922	95/684
Fumbles/Ball Lost	37/23	24/9
Touchdowns	27	59
Rushing	10	21
Passing	13	32
Returns	4	6
Avg. Time Of Possession	27:11	32:49

INTERCEPTIONS	NO	YDS	AVG	LG	TD
Wright, Felix	3	56	18.7	36	0
Blaylock, Anthony	2	45	22.5	45	0
Braggs, Stephen	2	13	6.5	11	0
Minnifield, Frank	2	0	0.0	0	0
Johnson, Mike	1	64	64.0	64	1
Gash, Thane	1	16	16.0	16	0
Walters, Van	1	15	15.0	15	0
Grayson, David	1	3	3.0	3	0
Browns	13	212	16.3	64	1
Opponents	23	422	18.3	67	3

PUNTING	NO	YDS	AVG	IN20	TB	LG	BLK
Wagner, Bryan	74	2,879	38.9	13	2	65	4
Team, Stat	4	0	0.0	0	0	0	0
Browns	78	2,879	36.9	13	2	65	4
Opponents	68	2,589	38.1	15	4	70	1

PUNT RETURNS	NO	FC	YDS	AVG	LG	TD
Adams, Slefion	13	4	81	6.2	25	0
Brennan, Brian	9	4	72	8.0	15	0
Lewis, Leo	8	7	56	7.0	18	0
Walters, Van	1	0	0	0.0	0	0
Browns	31	15	209	6.7	25	0
Opponents	41	13	425	10.4	37	0

KICKOFF RETURNS	NO	YDS	AVG	LG	TD
Metcalf, Eric	52	1,052	20.2	101	2
Fullwood, Brent	6	119	19.8	27	0
Adams, Slefion	3	33	11.0	15	0
Galbraith, Scott	3	16	5.3	10	0
Hoard, Leroy	2	18	9.0	10	0
Johnson, Eddie	2	17	8.5	11	0
Barnett, Harlon	1	15	15.0	15	0
Talley, John	1	6	6.0	6	0
Gainer, Derrick	1	0	0.0	0	0
Browns	71	1,276	18.0	101	2
Opponents	45	805	17.9	39	0

FIELD GOALS	1-19	20-29	30-39	40-49	50+	TOT
Kauric, Jerry	0/0	5/5	5/8	4/7	0/0	14/20
Browns	0/0	5/5	5/8	4/7	0/0	14/20
Opponents	1/1	4/4	4/6	6/14	1/2	16/27

SCORE BY PERIODS	1ST	2ND	3RD	4TH	OT	TOT
Browns	32	57	71	68	0	228
Opponents	107	182	61	112	0	462

SCORING	RU	PA	ST	DF	PAT	2RU	2PA	FG	SAF	TP
Kauric, Jerry	0	0	0	0	24/27	0	0	14/20	0	66
Mack, Kevin	5	2	0	0	0/0	0	0	0/0	0	42
Slaughter, W.	0	4	0	0	0/0	0	0	0/0	0	24
Metcalf, Eric	1	1	2	0	0/0	0	0	0/0	0	24
Hoard, Leroy	3	0	0	0	0/0	0	0	0/0	0	18

PASSING	ATT	CMP	YDS	PCT	AV/AT	TD	TD%	INT	INT%	LG	TKLD	RATING
Kosar, Bernie	423	230	2,562	54.4	6.06	10	2.4	15	3.5	50	37/220	65.7
Pagel, Mike	148	69	819	46.6	5.53	3	2.0	8	5.4	32	5/40	48.2
Francis, Jeff	2	2	26	100.0	13.00	0	0.0	0	0.0	17	0/0	118.8
Browns	573	301	3,407	52.5	5.95	13	2.3	23	4.0	50	42/260	61.5
Opponents	444	253	3,296	57.0	7.42	32	7.2	13	2.9	59	32/211	92.3

1991 (6-10)

COACH: Bill Belichick
 DIVISION FINISH: 3rd AFC Central
 1991 USUAL STARTING LINEUPS

OFFENSE		DEFENSE	
WR 84	Webster Slaughter	LDE 90	Rob Burnett
LT 66	Tony Jones	75	Pio Sagapolutele
LG 70	John Rienstra	LDT 96	James Jones
C 61	Mike Baab	RDT 92	Michael Dean Perry
RG 68	Ed King	RDE 98	Anthony Pleasant
RT 69	Dan Fike	L.OLB 50	Van Walters
TE 81	Scott Galbraith	58	David Brandon
WR 88	Reggie Langhorne	MLB 59	M. Johnson, 52 R. Brown
1	Michael Jackson	ROLB 57	Clay Matthews
OB 19	Bernie Kosar	LCB 31	Frank Minnifield
FB 34	Kevin Mack	RCB 39	R. Hilliard, 36 S. Braggs
RB 33	Leroy Hoard	SS 37	H. Barnett, 29 E. Turner
21	Eric Metcalf	FS 22	Vince Newsome

RADIO ANNOUNCERS:
 New Chandler, Doug Dieken, Jim Mueller (WHK 1420 AM, WWMS 100.7 FM)

DATE	RESULT	OPPONENT	ATT
9/1	L, 14-26	Dallas Cowboys	78,60
9/8	W, 20-0	at New England Patriots	35,377
9/15	W, 14-13	Cincinnati Bengals	78,269
9/22	L, 10-13	at New York Giants	75,891
10/6	L, 14-17	New York Jets	71,042
10/13	L, 17-42	at Washington Redskins	54,715
10/20	W, 30-24 (OT)	at San Diego Chargers	48,440
10/27	W, 17-14	Pittsburgh Steelers	78,285
11/3	L, 21-23	at Cincinnati Bengals	55,077
11/10	L, 30-32	Philadelphia Eagles	72,086
11/17	L, 24-28	at Houston Oilers	58,155
11/24	W, 20-15	Kansas City Chiefs	63,991
12/1	W, 31-0	at Indianapolis Colts	57,539
12/8	L, 7-17	Denver Broncos	73,539
12/15	L, 14-17	Houston Oilers	55,680
12/22	L, 10-17	at Pittsburgh Steelers	47,070

TEAM STATISTICS	BROWNS	OPPONENT
Total First Downs	265	298
Rushing	82	100
Passing	163	179
Penalty	20	19
3rd Down: Made/Att	74/199	97/215
3rd Down Pct.	37.2%	45.1%
4th Down: Made/Att	9/20	9/17
4th Down Pct.	45.0%	52.9%
Total Net Yards	4,664	5,084
Avg. Per Game	291.5	317.8
Total Plays	934	1,004
Avg. Per Play	5.0	5.1
Net Yards Rushing	1,360	1,875
Avg. Per Game	85.0	117.2
Total Rushes	389	447
Net Yards Passing	3,304	3,209
Avg. Per Game	206.5	200.6
Sacked/Yards Lost	42/243	35/236
Gross Yards	3,547	3,445
Attempts/Completions	503/312	522/312
Completion Pct.	62.0%	59.8%
Had Intercepted	10	15
Punts/Avg.	80/42.5	61/41.3
Net Punting Avg.	80/37.6	61/37.2
Penalties/Yards Lost	108/872	103/770
Fumbles/Ball Lost	18/8	33/18
Touchdowns	35	33
Rushing	12	12
Passing	19	20
Returns	4	1
Avg. Time Of Possession	29:00	31:00

SCORE BY PERIODS	1ST	2ND	3RD	4TH	OT	TOT
Browns	57	105	77	48	6	— 293
Opponents	25	113	51	109	0	— 298

SCORING	RU	PA	ST	DF	PAT	2RU	2PA	FG	SAF	TP
Slover, Matt	0	0	0	0	33/34	0	0	16/22	0	81
Hoard, Leroy	2	9	0	0	0/0	0	0	0/0	0	66
Mack, Kevin	8	2	0	0	0/0	0	0	0/0	0	60
Slaughter, W.	0	3	0	0	0/0	0	0	0/0	0	18
Langhorne, R.	0	2	0	0	0/0	0	0	0/0	0	12

PASSING	ATT	CMP	YDS	PCT	AV/AT	TD	TD%	INT	INT%	LG	TKLD	RATING
Kosar, Bernie	494	307	3,487	62.1	7.06	18	3.6	9	1.8	711	41/232	87.8
Philcox, Todd	8	4	49	50.0	6.13	0	0.0	1	12.5	28	0	29.7
Hansen, Brian	1	1	11	100.0	11.00	1	100.0	0	0.0	11	0	152.1
Metcalf, Eric	0	0	0	0.0	0.00	0	0.0	0	0.0	0	1/11	39.6
Browns	503	312	3,547	62.0	7.05	19	3.8	10	2.0	711	42/243	87.5
Opponents	522	312	3,445	59.8	6.60	20	3.8	15	2.9	701	35/236	80.2

Morris, Joe	2	0	0	0	0/0	0	0	0	0/0	0	12
Jackson, M.	0	2	0	0	0/0	0	0	0	0/0	0	12
Jones, James	0	0	0	1	0/0	0	0	0	0/0	1	8
Brennan, Brian	0	1	0	0	0/0	0	0	0	0/0	0	6
Brandon, David	0	0	0	1	0/0	0	0	0	0/0	0	6
Turner, Eric	0	0	0	1	0/0	0	0	0	0/0	0	6
Newsome, V.	0	0	0	1	0/0	0	0	0	0/0	0	6
Browns	12	19	0	4	33/34	0	0	0	16/22	1	293
Opponents	12	20	0	1	32/33	0	0	0	22/30	1	298

SACKS: M.Perry 8.5, C.Matthews 6.5, D.Brandon 3.0, R.Burnett 3.0, A.Pleasant 2.5, R.Hilliard 2.0, P.Sagapolutele 1.5, V.Walters 1.5, J.Thornton 1.0, J.Jones 1.0, F.Conover 1.0, H.Barnett 1.0, S.Braggs 1.0, R.Brown 0.5, A.Florence 0.5, E.Logan 0.5 Browns: 35.0, Opponents: 42.0

RUSHING	NO	YDS	AVG	LG	TD
Mack, Kevin	197	726	3.7	51	8
Morris, Joe	93	289	3.1	15	2
Hoard, Leroy	37	154	4.2	52	2
Metcalf, Eric	30	107	3.6	15	0
Kosar, Bernie	26	74	2.8	14	0
Rouson, Lee	3	14	4.7	9	0
Hansen, Brian	2	-3	-1.5	0	0
Philcox, Todd	1	-1	-1.0	-1	0
Browns	389	1,360	3.5	52	12
Opponents	447	1,875	4.2	65	12

RECEIVING	NO	YDS	AVG	LG	TD
Slaughter, Webster	64	906	14.2	62	3
Hoard, Leroy	48	567	11.8	71	9
Mack, Kevin	40	255	6.4	22	2
Langhorne, Reggie	39	505	12.9	40	2
Brennan, Brian	31	325	10.5	30	1
Metcalf, Eric	29	294	10.1	45	0
Galbraith, Scott	27	328	12.1	42	0
Jackson, Michael	17	268	15.8	65	2
Morris, Joe	13	76	5.8	13	0
Rouson, Lee	2	9	4.5	6	0
Talley, John	1	13	13.0	13	0
Kosar, Bernie	1	1	1.0	1	0
Browns	312	3,547	11.4	71	19
Opponents	312	3,445	11.0	70	20

INTERCEPTIONS	NO	YDS	AVG	LG	TD
Braggs, Stephen	3	15	5.0	15	0
Brandon, David	2	70	35.0	40	1
Turner, Eric	2	42	21.0	42	1
Matthews, Clay	1	35	35.0	35	0
Newsome, Vince	1	31	31.0	31	0
Jones, James	1	20	20.0	20	1
Brown, Richard	1	19	19.0	19	0
Hilliard, Randy	1	19	19.0	19	0
Figaro, Cedric	1	9	9.0	9	0
Johnson, Mike	1	0	0.0	0	0
Jackson, Alfred	1	0	0.0	0	0
Browns	15	260	17.3	42	3
Opponents	10	95	9.5	57	1

PUNTING	NO	YDS	AVG	IN20	TB	LG	BLK
Hansen, Brian	80	3,397	42.5	20	6	65	0
Browns	80	3,397	42.5	20	6	65	0
Opponents	61	2,520	41.3	16	6	61	0

PUNT RETURNS	NO	FC	YDS	AVG	LG	TD
Slaughter, Webster	17	3	112	6.6	17	0
Metcalf, Eric	12	1	100	8.3	30	0
Minnifield, Frank	0	0	28	0.0	28	0
Brennan, Brian	2	6	11	5.5	11	0
Stat, Team	0	0	0	0.0	31	0
Browns	31	10	251	8.1	31	0
Opponents	40	15	388	9.7	48	0

KICKOFF RETURNS	NO	YDS	AVG	LG	TD
Metcalf, Eric	23	351	15.3	24	0
Morris, Joe	18	310	17.2	36	0
Pechles, Danny	8	149	18.6	32	0
James, Lynn	3	49	16.3	21	0
Galbraith, Scott	2	13	6.5	8	0
Rouson, Lee	1	16	16.0	16	0
Browns	55	888	16.1	36	0
Opponents	50	1,022	20.4	47	0

FIELD GOALS	1-19	20-29	30-39	40-49	50+	TOT
Slover, Matt	1/2	2/3	8/9	3/6	2/2	16/22
Browns	1/2	2/3	8/9	3/6	2/2	16/22
Opponents	1/1	10/12	8/8	2/4	1/5	22/30

1992 (7-9)

COACH: Bill Belichick
 DIVISION FINISH: 3rd AFC Central
 1992 USUAL STARTING LINEUPS

OFFENSE		DEFENSE	
WR 1	Michael Jackson	LDE 90	Rob Burnett
LT 66	Tony Jones	LDT 96	James Jones
LG 72	B. Dahl, 70 J. Rienstra	RDT 92	Michael Dean Perry
C 63	Jay Hilgenberg	RDE 98	Anthony Pleasant
RG 68	Ed King	LOLB 58	David Brandon
RT 69	Dan Fike	MLB 59	Mike Johnson
TE 83	Mark Bavaro	ROLB 57	Clay Matthews
WR 85	Lawyer Tillman	LCB 31	Frank Minnifield
QB 19	B. Kosar, 18 M. Tomczak	RCB 24	Terry Taylor
FB 44	T. Vardell, 34 K. Mack	SS 29	Eric Turner
RB 33	L. Hoard, 21 E. Metcalf	FS 22	Vince Newsome

RADIO ANNOUNCERS:
 New Chandler, Doug Dieken, Jim Mueller (WHK 1420 AM, WWM5 100.7 FM)

DATE	RESULT	OPPONENT	ATT
9/6	L, 3-14	at Indianapolis Colts	50,766
9/14	L, 23-27	Miami Dolphins	74,765
9/20	W, 28-16	at Los Angeles Raiders	48,102
9/27	L, 0-12	Denver Broncos	78,064
10/11	W, 17-9	Pittsburgh Steelers	78,080
10/18	W, 17-6	Green Bay Packers	69,268
10/25	W, 19-17	at New England Patriots	32,219
11/1	L, 10-30	at Cincinnati Bengals	54,765
11/8	W, 24-14	at Houston Oilers	57,348
11/15	L, 13-14	San Diego Chargers	58,396
11/22	L, 13-17	at Minnesota Vikings	53,323
11/29	W, 27-14	Chicago Bears	73,578
12/6	W, 37-21	Cincinnati Bengals	68,368
12/13	L, 14-24	at Detroit Lions	65,970
12/20	L, 14-17	Houston Oilers	59,898
12/27	L, 13-23	at Pittsburgh Steelers	53,776

TEAM STATISTICS	BROWNS	OPPONENT
Total First Downs	242	281
Rushing	86	85
Passing	141	170
Penalty	16	25
3rd Down: Made/Att	67/196	76/205
3rd Down Pct.	34.2%	37.1%
4th Down: Made/Att	9/17	7/14
4th Down Pct.	52.9%	50.0%
Total Net Yards	4,492	4,757
Avg. Per Game	280.8	297.3
Total Plays	883	963
Avg. Per Play	5.1	4.9
Net Yards Rushing	1,607	1,605
Avg. Per Game	100.4	100.3
Total Rushes	451	429
Net Yards Passing	2,885	3,152
Avg. Per Game	180.3	197.0
Sacked/Yards Lost	34/217	48/315
Gross Yards	3,102	3,467
Attempts/Completions	398/238	486/291
Completion Pct.	59.8%	59.9%
Had Intercepted	16	13
Punts/Avg.	75/41.1	74/44.5
Net Punting Avg.	75/38.0	74/38.7
Penalties/Yards Lost	104/765	93/764
Fumbles/Ball Lost	19/12	33/20
Touchdowns	30	29
Rushing	7	5
Passing	18	23
Returns	5	1
Avg. Time Of Possession	30:13	29:47

SCORE BY PERIODS	1ST	2ND	3RD	4TH	OT	TOT
Browns	63	31	76	102	0	— 272
Opponents	55	47	80	93	0	— 275

SCORING	RU	PA	ST	DF	PAT	2RU	2PA	FG	SAF	TP	
Slover, Matt	0	0	0	0	29/30	0	0	0	21/29	0	92
Metcalf, Eric	1	5	1	0	0/0	0	0	0	0	0	42
Jackson, M.	0	7	0	0	0/0	0	0	0	0	0	42
Mack, Kevin	6	0	0	0	0/0	0	0	0	0	0	36
Bavaro, Mark	0	2	0	0	0/0	0	0	0	0	0	12

Brandon, David	0	0	0	2	0/0	0	0	0	0/0	0	12
Jones, James	0	1	0	0	0/0	0	0	0	0/0	0	6
Galbraith, S.	0	1	0	0	0/0	0	0	0	0/0	0	6
Johnson, Mike	0	0	0	1	0/0	0	0	0	0/0	0	6
Hoard, Leroy	0	1	0	0	0/0	0	0	0	0/0	0	6
Moore, Stevon	0	0	0	1	0/0	0	0	0	0/0	0	6
Wolley, Ron	0	1	0	0	0/0	0	0	0	0/0	0	6
Browns	7	18	1	4	29/30	0	0	0	21/29	0	272
Opponents	5	23	0	1	29/29	0	0	0	24/29	0	275

SACKS: R. Burnett 9.0, C. Matthews 9.0, M. Perry 8.5, J. Jones 4.0, A. Pleasant 4.0, B. Johnson 2.0, M. Johnson 2.0, S. Moore 2.0, V. Newsome 2.0, D. Brandon 1.0, R. Brown 1.0, R. Hilliard 1.0, E. Logan 1.0, E. Turner 1.0, E. Walls 0.5
 Browns: 48.0, Opponents: 34.0

RUSHING	NO	YDS	AVG	LG	TD
Mack, Kevin	169	543	3.2	37	6
Vardell, Tommy	99	369	3.7	35	0
Metcalf, Eric	73	301	4.1	31	1
Hoard, Leroy	54	236	4.4	37	0
Tomczak, Mike	24	39	1.6	16	0
Brooks, James	13	38	2.9	13	0
Baldwin, Randy	10	31	3.1	11	0
Kosar, Bernie	5	12	2.4	8	0
Tillman, Lawyer	2	15	7.5	15	0
Jackson, Michael	1	21	21.0	21	0
Wolley, Ron	1	2	2.0	2	0
Browns	451	1,607	3.6	37	7
Opponents	429	1,605	3.7	48	5

RECEIVING	NO	YDS	AVG	LG	TD
Jackson, Michael	47	755	16.1	69t	7
Metcalf, Eric	47	614	13.1	69t	5
Hoard, Leroy	26	310	11.9	46t	1
Tillman, Lawyer	25	498	19.9	52	0
Bavaro, Mark	25	315	12.6	39	2
Holoahan, Pete	20	170	8.5	24	0
Vardell, Tommy	13	128	9.8	23	0
Mack, Kevin	13	81	6.2	23	0
Smith, Rico	5	64	12.8	21	0
Galbraith, Scott	4	63	15.8	28	1
Collins, Shawn	3	31	10.3	11	0
Baldwin, Randy	2	30	15.0	20	0
Holland, Jamie	2	27	13.5	16	0
Wolley, Ron	2	8	4.0	6	1
Brooks, James	2	-1	-0.5	4	0
McCardell, Keenan	1	8	8.0	8	0
Jones, James	1	1	1.0	11	1
Browns	238	3,102	13.0	69t	18
Opponents	291	3,467	11.9	68t	23

INTERCEPTIONS	NO	YDS	AVG	LG	TD
Newsome, Vince	3	55	18.3	29	0
Brandon, David	2	123	61.5	92t	1
Walls, Everson	2	26	13.0	24	0
Minnifield, Frank	2	6	3.0	5	0
Matthews, Clay	1	6	6.0	6	0
Turner, Eric	1	6	6.0	6	0
Johnson, Mike	1	0	0.0	0	0
Taylor, Terry	1	0	0.0	0	0
Browns	13	222	17.1	92t	1
Opponents	16	213	13.3	69	1

PUNTING	NO	YDS	AVG	IN20	TB	LG	BLK
Hansen, Brian	74	3,083	41.7	28	7	73	1
Team, Stat	1	0	0.0	0	0	0	0
Browns	75	3,083	41.1	28	7	73	1
Opponents	74	3,293	44.5	19	4	66	0

PUNT RETURNS	NO	FC	YDS	AVG	LG	TD
Metcalf, Eric	44	10	429	9.8	75t	1
Browns	44	10	429	9.8	75t	1
Opponents	27	23	234	8.7	50	0

KICKOFF RETURNS	NO	YDS	AVG	LG	TD
Baldwin, Randy	30	675	22.5	47	0
Metcalf, Eric	9	157	17.4	30	0
Hoard, Leroy	2	34	17.0	25	0
Vardell, Tommy	2	14	7.0	13	0
Browns	43	880	20.5	47	0
Opponents	51	907	17.8	30	0

FIELD GOALS	1-19	20-29	30-39	40-49	50+	TOT
Slover, Matt	1/1	11/11	6/8	2/6	1/3	21/29
Browns	1/1	11/11	6/8	2/6	1/3	21/29
Opponents	0/0	10/11	7/8	7/8	0/2	24/29

PASSING	ATT	CMP	YDS	PCT	AV/AT	TD	TD%	INT	INT%	LG	TKLD	RATING
Tomczak, Mike	211	120	1,693	56.9	8.02	7	3.3	7	3.3	52	12/85	80.1
Kosar, Bernie	155	103	1,160	66.5	7.48	8	5.2	7	4.5	69t	21/126	87.0
Philcox, Todd	27	13	217	48.1	8.04	3	11.1	1	3.7	69t	1/6	97.3
Goebel, Brad	3	2	32	66.7	10.67	0	0.0	0	0.0	22	0/0	102.1
Metcalf, Eric	1	0	0	0.0	0.00	0	0.0	0	0.0	0	0/0	39.6
Slover, Matt	1	0	0	0.0	0.00	0	0.0	1	100.0	0	0/0	0.0
Browns	398	238	3,102	59.8	7.79	18	4.5	16	4.0	69t	34/217	82.7
Opponents	486	291	3,467	59.9	7.13	23	4.7	13	2.7	68t	48/315	86.3

1993 (7-9)

COACH: Bill Belichick

DIVISION FINISH: 3rd AFC Central

1993 USUAL STARTING LINEUPS

OFFENSE		DEFENSE	
WR 81	Michael Jackson	LDE 90	Rob Burnett
LT 66	Tony Jones	LDT 96	J. Jones, 93 J. Ball
LG 64	Houston Hoover	RDT 92	Michael Dean Perry
C 61	Steve Everett	RDE 98	Anthony Pleasant
RG 72	Bob Dahl	LOLB 53	Pepper Johnson
RT 62	Gene Williams	MLB 59	Mike Johnson
TE 88	Brian Kinchen	ROLB 57	Clay Matthews
WR 83	Mark Carrier	LCB 24	Terry Taylor
OB 12	Vinny Testaverde	RCB 48	Najee Mustafaa
19	Bernie Kosar	SS 27	Stevon Moore
FB 44	Tommy Vardell	FS 29	Eric Turner
RB 21	E. Metcalf, 33 L. Hoard		

RADIO ANNOUNCERS:
New Chandler, Doug Dieken, Jim Mueller (WHK 1420 AM, WWSM 100.7 FM)

Kinchen, Brian	0	2	0	0	0/0	0	0	0/0	0	12
Philcox, Todd	1	0	0	0	0/0	0	0	0/0	0	6
Baldwin, R.	0	1	0	0	0/0	0	0	0/0	0	6
Wolley, Ron	0	1	0	0	0/0	0	0	0/0	0	6
Moore, Stevon	0	0	0	1	0/0	0	0	0/0	0	6
Mack, Kevin	1	0	0	0	0/0	0	0	0/0	0	6
Mustafaa, N.	0	0	0	1	0/0	0	0	0/0	0	6
Tillman, L.	0	1	0	0	0/0	0	0	0/0	0	6
Jones, James	1	0	0	0	0/0	0	0	0/0	0	6
Pleasant, A.	0	0	0	0	0/0	0	0	0/0	1	2
Riddick, Louis	0	0	0	0	0/0	0	0	0/0	1	2
Browns	8	23	3	2	36/36	0	0	16/22	2	304
Opponents	9	19	0	2	30/30	0	0	31/38	2	307

SACKS: A. Pleasant 11.0, R. Burnett 9.0, M. Perry 6.0, J. Jones 5.5, C. Matthews 5.5, M. Johnson 4.0, J. Ball 3.0, D. Footman 1.0, B. Johnson 1.0, P. Johnson 1.0, E. Walls 1.0
Browns: 48.0, Opponents: 45.0

RUSHING	NO	YDS	AVG	LG	TD
Vardell, Tommy	171	644	3.8	54	3
Metcalf, Eric	129	611	4.7	55	1
Hoard, Leroy	56	227	4.1	30	0
Testaverde, Vinny	18	74	4.1	14	0
Baldwin, Randy	18	61	3.4	11	0
Kosar, Bernie	14	19	1.4	10	0
Mack, Kevin	10	33	3.3	7	1
Carrier, Mark	4	26	6.5	15t	1
Philcox, Todd	2	3	1.5	3t	1
Jones, James	2	2	1.0	1t	1
Jackson, Michael	1	1	1.0	1	0
Browns	425	1,701	4.0	55	8
Opponents	451	1,654	3.7	49	9

RECEIVING	NO	YDS	AVG	LG	TD
Metcalf, Eric	63	539	8.6	49t	2
Carrier, Mark	43	746	17.3	55	3
Jackson, Michael	41	756	18.4	62t	8
Hoard, Leroy	35	351	10.0	41	0
Kinchen, Brian	29	347	12.0	40	2
Vardell, Tommy	19	151	7.9	28t	1
McCardell, Keenan	13	234	18.0	43	4
Tillman, Lawyer	5	68	13.6	18	1
Wolley, Ron	5	25	5.0	9	1
Smith, Rico	4	55	13.8	17	0
Rowe, Patrick	3	37	12.3	16	0
Williams, Clarence	1	14	14.0	14	0
Baldwin, Randy	1	5	5.0	5t	1
Browns	262	3,328	12.7	62t	23
Opponents	306	3,466	11.3	56	19

INTERCEPTIONS	NO	YDS	AVG	LG	TD
Turner, Eric	5	25	5.0	19	0
Jones, Selwyn	3	0	0.0	0	0
Mustafaa, Najee	1	97	97.0	97t	1
Hilliard, Randy	1	54	54.0	54	0
Speer, Del	1	22	22.0	22	0
Matthews, Clay	1	10	10.0	10	0
Johnson, Mike	1	0	0.0	0	0
Browns	13	208	16.0	97t	1
Opponents	19	246	12.9	69	0

PUNTING	NO	YDS	AVG	IN20	TB	LG	BLK
Hansen, Brian	82	3,632	44.3	15	10	72	2
Team, Stat	2	0	0.0	0	0	0	0
Browns	84	3,632	43.2	15	10	72	2
Opponents	85	3,603	42.4	24	7	61	0

PUNT RETURNS	NO	FC	YDS	AVG	LG	TD
Metcalf, Eric	36	11	464	12.9	91t	2
Carrier, Mark	6	1	92	15.3	56t	1
Turner, Eric	0	0	7	0.0	7	0
Browns	42	12	563	13.4	91t	3
Opponents	49	14	438	8.9	36	0

KICKOFF RETURNS	NO	YDS	AVG	LG	TD
Baldwin, Randy	24	444	18.5	31	0
Metcalf, Eric	15	318	21.2	47	0
Hoard, Leroy	13	286	22.0	39	0
Vardell, Tommy	4	58	14.5	16	0
Smith, Rico	1	13	13.0	13	0
Kinchen, Brian	1	0	0.0	0	0
Browns	58	1,119	19.3	47	0
Opponents	46	814	17.7	49	0

FIELD GOALS	1-19	20-29	30-39	40-49	50+	TOT
Stover, Matt	0/0	4/4	5/6	6/8	1/4	16/22
Browns	0/0	4/4	5/6	6/8	1/4	16/22
Opponents	1/1	13/14	6/10	8/9	3/4	31/38

DATE	RESULT	OPPONENT	ATT
9/5	W, 27-14	Cincinnati Bengals	75,508
9/13	W, 23-13	San Francisco 49ers	78,218
9/19	W, 19-16	at Los Angeles Raiders	48,617
9/26	L, 10-23	at Indianapolis Colts	59,654
10/10	L, 14-24	Miami Dolphins	78,138
10/17	W, 28-17	at Cincinnati Bengals	55,647
10/24	W, 28-23	Pittsburgh Steelers	78,118
11/7	L, 14-29	Denver Broncos	77,818
11/14	L, 5-22	at Seattle Seahawks	54,622
11/21	L, 20-27	Houston Oilers	71,668
11/28	L, 14-17	at Atlanta Falcons	54,510
12/5	W, 17-13	New Orleans Saints	60,388
12/12	L, 17-19	at Houston Oilers	58,720
12/19	L, 17-20	New England Patriots	48,618
12/26	W, 42-14	at Los Angeles Rams	34,155
1/2	L, 9-16	at Pittsburgh Steelers	49,208

TEAM STATISTICS	BROWNS	OPPONENT
Total First Downs	264	290
Rushing	91	94
Passing	152	170
Penalty	21	26
3rd Down: Made/Att	66/201	88/231
3rd Down Pct.	32.8%	38.1%
4th Down: Made/Att	11/14	6/13
4th Down Pct.	78.6%	46.2%
Total Net Yards	4,740	4,778
Avg. Per Game	296.3	298.6
Total Plays	948	1,040
Avg. Per Play	5.0	4.6
Net Yards Rushing	1,701	1,654
Avg. Per Game	106.3	103.4
Total Rushes	425	451
Net Yards Passing	3,039	3,124
Avg. Per Game	189.9	195.3
Sacked/Yards Lost	45/289	48/342
Gross Yards	3,328	3,466
Attempts/Completions	478/262	541/306
Completion Pct.	54.8%	56.6%
Had Intercepted	19	13
Punts/Avg.	84/43.2	85/42.4
Net Punting Avg.	84/38.0	85/35.8
Penalties/Yards Lost	121/842	105/821
Fumbles/Ball Lost	27/17	28/9
Touchdowns	36	30
Rushing	8	9
Passing	23	19
Returns	5	2
Avg. Time Of Possession	29:32	30:28

SCORE BY PERIODS	1ST	2ND	3RD	4TH	OT	TOT
Browns	56	99	58	91	0	304
Opponents	64	110	52	81	0	307

SCORING	RU	PA	ST	DF	PAT	2RU	2PA	FG	SAF	TP
Stover, Matt	0	0	0	0	36/36	0	0	16/22	0	84
Jackson, M.	0	8	0	0	0/0	0	0	0/0	0	48
Metcalf, Eric	1	2	2	0	0/0	0	0	0/0	0	30
Carrier, Mark	1	3	1	0	0/0	0	0	0/0	0	30
Vardell, Tommy	3	1	0	0	0/0	0	0	0/0	0	24
McCardell, K.	0	4	0	0	0/0	0	0	0/0	0	24

PASSING	ATT	CMP	YDS	PCT	AV/AT	TD	TD%	INT	INT%	LG	TKLD	RATING
Testaverde, Vinny	230	130	1,797	56.5	7.81	14	6.1	9	3.9	62t	17/101	85.7
Kosar, Bernie	138	79	807	57.2	5.85	5	3.6	3	2.2	38t	21/128	77.2
Philcox, Todd	108	52	699	48.1	6.47	4	3.7	7	6.5	56	7/60	54.5
Jackson, Michael	1	1	25	100.0	25.00	0	0.0	0	0.0	25	0/0	118.8
Hoard, Leroy	1	0	0	0.0	0.00	0	0.0	0	0.0	0	0/0	39.6
Browns	478	262	3,328	54.8	6.96	23	4.8	19	4.0	62t	45/289	76.2
Opponents	541	306	3,466	56.6	6.41	19	3.5	13	2.4	56	48/342	77.6

1994 (11-5)

COACH: Bill Belichick
DIVISION FINISH: 2nd AFC Central

1994 USUAL STARTING LINEUPS

OFFENSE		DEFENSE	
WR 81	Michael Jackson	LDE 90	Rob Burnett
83	Mark Carrier	LDT 94	Bill Johnson
LT 66	Tony Jones	RDT 92	Michael Dean Perry
LG 69	Doug Dawson	RDE 98	Anthony Pleasant
63	Wally Williams	LOLB 58	Carl Banks
C 61	Steve Everitt	MLB 52	Pepper Johnson
RG 72	Bob Dahl	ROLB 50	Frank Stams
RT 77	Orlando Brown	LCB 38	Antonio Langham
62	Gene Williams	RCB 28	Don Griffin
TE 88	Brian Kinchen	SS 27	Stevon Moore
89	Walter Reeves	FS 29	Eric Turner
WR 85	Derrick Alexander		
QB 12	Vinny Testaverde		
11	Mark Rypien		
FB 33	L. Hoard, 44 T. Vardell		
RB 21	Eric Metcalf		

RADIO ANNOUNCERS:

Casey Coleman, Doug Dieken, Jim Mueller (WKNR 1220 AM, WDOK 102.1 FM)

Hoard, Leroy	5	4	0	0	0/0	0	0	0	0	0	54
Metcalf, Eric	2	3	2	0	0/0	0	0	0	0	0	42
Carrier, Mark	1	5	0	0	0/0	0	0	0	0	0	36
Alexander, Derrick	0	2	0	0	0/0	0	1	0	0	0	14
Testaverde, Vinny	2	0	0	0	0/0	0	0	0	0	0	12
Byner, Earnest	2	0	0	0	0/0	0	0	0	0	0	12
Jackson, Michael	0	2	0	0	0/0	0	0	0	0	0	12
Tupa, Tom	0	0	0	0	0/0	3	0	0	0	0	6
Baldwin, Randy	0	0	1	0	0/0	0	0	0	0	0	6
Turner, Eric	0	0	0	1	0/0	0	0	0	0	0	6
Hartley, Frank	0	1	0	0	0/0	0	0	0	0	0	6
Kinchen, Brian	0	1	0	0	0/0	0	0	0	0	0	6
Reeves, Walter	0	1	0	0	0/0	0	0	0	0	0	6
Hill, Travis	0	1	0	0	0/0	0	0	0	0	0	6
Vardell, Tommy	0	1	0	0	0/0	0	0	0	0	0	6
Browns	12	20	4	1	32/32	3	1	26/28	0	340	340
Opponents	9	13	0	0	19/19	0	1	17/26	0	204	204

SACKS: R. Burnett 10.0, A. Pleasant 4.5, D. Griffin 4.0, M. Perry 4.0, J. Jones 3.0, D. Footman 2.5, P. Johnson 2.5, F. Stams 2.0, C. Banks 1.5, G. Dixon 1.0, B. Johnson 1.0, B. Thompson 1.0, E. Turner 1.0
Browns: 38.0, Opponents: 14.0

RUSHING	NO	YDS	AVG	LG	TD
Hoard, Leroy	209	890	4.3	39	5
Metcalf, Eric	93	329	3.5	37	2
Byner, Earnest	75	219	2.9	15	2
Baldwin, Randy	23	78	3.4	16	0
Testaverde, Vinny	21	37	1.8	12	2
Vardell, Tommy	15	48	3.2	9	0
Rypien, Mark	7	4	0.6	2	0
Alexander, Derrick	4	38	9.5	25	0
Carrier, Mark	1	14	14.0	14	1
Jones, James	1	0	0.0	0	0
Browns	449	1,657	3.7	39	12
Opponents	465	1,669	3.6	41	9

RECEIVING	NO	YDS	AVG	LG	TD
Alexander, Derrick	48	828	17.3	81	2
Metcalf, Eric	47	436	9.3	57	3
Hoard, Leroy	45	445	9.9	65	4
Carrier, Mark	29	452	15.6	43	5
Kinchen, Brian	24	232	9.7	38	1
Jackson, Michael	21	304	14.5	30	2
Vardell, Tommy	16	137	8.6	19	1
Byner, Earnest	11	102	9.3	30	0
McCardell, Keenan	10	162	16.2	34	0
Reeves, Walter	6	61	10.2	22	1
Baldwin, Randy	3	15	5.0	15	0
Hartley, Frank	3	13	4.3	8	1
Smith, Rico	2	61	30.5	50	0
Jones, James	1	1	1.0	1	0
Browns	266	3,269	12.3	81	20
Opponents	325	3,425	10.5	44	13

INTERCEPTIONS	NO	YDS	AVG	LG	TD
Turner, Eric	9 ^a	199	22.1	93	1
Jacobs, Tim	2	9	4.5	8	0
Langham, Antonio	2	2	1.0	2	0
Griffin, Don	2	2	1.0	2	0
Stams, Frank	1	7	7.0	7	0
Booth, Issac	1	4	4.0	4	0
Caldwell, Mike	1	0	0.0	0	0
Browns	18	223	12.4	93	1
Opponents	21	225	10.7	49	0

PUNTING	NO	YDS	AVG	IN20	TB	LG	BLK
Tupa, Tom	80	3,211	40.1	27	8	65	0
Browns	80	3,211	40.1	27	8	65	0
Opponents	97	3,880	40.0	24	11	59	1

PUNT RETURNS	NO	FC	YDS	AVG	LG	TD
Metcalf, Eric	35	6	348	9.9	92	2
Carrier, Mark	9	1	112	12.4	60	0
Caldwell, Mike	1	0	2	2.0	2	0
Turner, Eric	1	0	0	0.0	0	0
Browns	46	7	462	10.0	92	2
Opponents	38	15	220	5.8	31	0

KICKOFF RETURNS	NO	YDS	AVG	LG	TD
Baldwin, Randy	28	753	26.9	85	1
Metcalf, Eric	9	210	23.3	32	0
Kinchen, Brian	3	38	12.7	15	0
Hoard, Leroy	2	30	15.0	20	0
Browns	42	1,031	24.5	85	1
Opponents	71	1,372	19.3	54	0

FIELD GOALS	1-19	20-29	30-39	40-49	50+	TOT
Stover, Matt	1/1	7/7	10/11	8/8	0/1	26/28
Browns	1/1	7/7	10/11	8/8	0/1	26/28
Opponents	0/0	6/7	7/9	4/8	0/2	17/26

DATE	RESULT	OPPONENT	ATT
9/4	W, 28-20	at Cincinnati Bengals	52,778
9/11	L, 10-17	Pittsburgh Steelers	77,774
9/18	W, 32-0	Arizona Cardinals	62,818
9/25	W, 21-14	at Indianapolis Colts	55,821
10/2	W, 27-7	New York Jets	76,188
10/13	W, 11-8	at Houston Oilers	50,364
10/23	W, 37-13	Cincinnati Bengals	77,588
10/30	L, 14-26	at Denver Broncos	73,190
11/6	W, 13-6	New England Patriots	73,878
11/13	W, 26-7	at Philadelphia Eagles	65,233
11/20	L, 13-20	at Kansas City Chiefs	69,121
11/27	W, 34-10	Houston Oilers	65,088
12/4	L, 13-16	New York Giants	72,068
12/10	W, 19-14	at Dallas Cowboys	64,826
12/18	L, 7-17	at Pittsburgh Steelers	60,808
12/24	W, 35-9	Seattle Seahawks	54,180

DATE	RESULT	OPPONENT	ATT
1/1	W, 20-13	New England Patriots	77,452
1/7	L, 9-29	at Pittsburgh Steelers	58,185

TEAM STATISTICS	BROWNS	OPPONENT
Total First Downs	273	304
Rushing	80	98
Passing	161	173
Penalty	32	33
3rd Down: Made/Att	69/204	83/242
3rd Down Pct:	33.8%	34.3%
4th Down: Made/Att	4/12	7/18
4th Down Pct:	33.3%	38.9%
Total Net Yards	4,832	4,826
Avg. Per Game	302.0	301.6
Total Plays	970	1,090
Avg. Per Play	5.0	4.4
Net Yards Rushing	1,657	1,669
Avg. Per Game	103.6	104.3
Total Rushes	449	465
Net Yards Passing	3,175	3,157
Avg. Per Game	198.4	197.3
Sacked/Yards Lost	14/94	38/268
Gross Yards	3,269	3,425
Attempts/Completions	507/266	587/325
Completion Pct.	52.5%	55.4%
Had Intercepted	21	18
Punts/Avg.	80/40.1	97/40.0
Net Punting Avg.	80/37.4	97/35.2
Penalties/Yards Lost	113/969	129/1,139
Fumbles/Ball Lost	26/14	26/13
Touchdowns	37	22
Rushing	12	9
Passing	20	13
Returns	0	5
Avg. Time Of Possession	28:43	31:17

SCORE BY PERIODS	1ST	2ND	3RD	4TH	OT	TOT
Browns	65	121	55	99	0	340
Opponents	52	58	28	66	0	204

SCORING	RU	PA	ST	DF	PAT	2RU	2PA	FG	SAF	TP
Stover, Matt	0	0	0	0	32/32	0	0	26/28	0	110

PASSING	ATT	CMP	YDS	PCT	AV/AT	TD	TD%	INT	INT%	LG	TKLD	RATING
Testaverde, Vinny	376	207	2,575	55.1	6.85	16	4.3	18	4.8	81	12/83	70.7
Rypien, Mark	128	59	694	46.1	5.42	4	3.1	3	2.3	43	2/11	63.7
Jackson, Michael	2	0	0.0	0.0	0.00	0	0.0	0	0.0	0	0/0	39.6
Metcalf, Eric	1	0	0.0	0.0	0.00	0	0.0	0	0.0	0	0/0	39.6
Browns	507	266	3,269	52.5	6.45	20	3.9	21	4.1	81	14/94	68.6
Opponents	587	325	3,425	55.4	5.83	13	2.2	18	3.1	44	38/268	67.1

^ Tied NFL Lead

210 | ALL-TIME REGULAR SEASON RESULTS

1995 (5-11)

COACH: Bill Belichick
DIVISION FINISH: 4th AFC Central
1995 USUAL STARTING LINEUPS

OFFENSE		DEFENSE	
WR 81 Michael Jackson	LDE 90 Rob Burnett		
LT 66 Tony Jones	LDT 73 Tim Goad		
LG 63 Wally Williams	RDT 78 Dan Footman		
C 61 Steve Everitt	RDE 98 Anthony Pleasant		
RG 72 Bob Dahl	LOLB 58 Carl Banks		
RT 77 Orlando Brown	MLB 52 Pepper Johnson		
TE 88 Brian Kinchen	ROLB 51 Gerald Dixon		
TE 48 Frank Hartley	LCB 38 Antonio Langham		
WR 80 Andre Rison	RCB 28 Don Griffin		
QB 12 Vinny Testaverde	SS 27 Stevon Moore		
RB 33 Leroy Hoard	FS 29 E. Turner, 43 V. Adams		

RADIO ANNOUNCERS:
 Casey Coleman, Doug Dieken, Jim Mueller (WKNR 1220 AM,
 WDOX 102.1 FM)

DATE	RESULT	OPPONENT	ATT
9/3	L, 14-17	at New England Patriots	60,126
9/10	W, 22-6	Tampa Bay Buccaneers	61,083
9/17	W, 14-7	at Houston Oilers	36,077
9/24	W, 35-17	Kansas City Chiefs	74,280
10/2	L, 19-22	Buffalo Bills	76,211
10/8	L, 20-38	at Detroit Lions	74,171
10/22	L, 15-23	Jacksonville Jaguars	64,405
10/29	W, 29-26 (OT)	at Cincinnati Bengals	58,639
11/5	L, 10-37	Houston Oilers	57,881
11/13	L, 3-20	at Pittsburgh Steelers	58,675
11/19	L, 20-31	Green Bay Packers	55,388
11/26	L, 17-20	Pittsburgh Steelers	67,269
12/3	L, 13-31	at San Diego Chargers	56,350
12/9	L, 11-27	at Minnesota Vikings	47,984
12/17	W, 26-10	Cincinnati Bengals	55,875
12/24	L, 21-24	at Jacksonville Jaguars	66,007

TEAM STATISTICS	BROWNS	OPPONENT
Total First Downs	293	342
Rushing	83	112
Passing	189	200
Penalty	21	30
3rd Down: Made/Att	85/211	112/226
3rd Down Pct.	40.3%	49.6%
4th Down: Made/Att	10/21	7/14
4th Down Pct.	47.6%	50.0%
Total Net Yards	5,076	5,648
Avg. Per Game	317.3	353.0
Total Plays	985	1,082
Avg. Per Play	5.2	5.2
Net Yards Rushing	1,482	1,826
Avg. Per Game	92.6	114.1
Total Rushes	398	480
Net Yards Passing	3,594	3,822
Avg. Per Game	224.6	238.9
Sacked/Yards Lost	32/178	29/191
Gross Yards	3,772	4,013
Attempts/Completions	555/324	573/360
Completion Pct.	58.4%	62.8%
Had Intercepted	20	17
Punts/Avg.	65/43.6	59/41.7
Net Punting Avg.	65/39.0	59/37.4
Penalties/Yards Lost	107/966	108/736
Fumbles/Ball Lost	29/9	20/11
Touchdowns	29	40
Rushing	5	15
Passing	21	23
Returns	3	2
Avg. Time Of Possession	28:24	31:36

SCORE BY PERIODS	1ST	2ND	3RD	4TH	OT	TOT
Browns	37	97	59	93	3	— 289
Opponents	89	91	43	133	0	— 356

SCORING	RU	PA	ST	DF	PAT	2RU	2PA	FG	SF	TP
Slover, Matt	0	0	0	0	26/26	0	0	29/33	0	113
Jackson, M.	0	9	0	0	0/0	0	0	0/0	0	54
McCardell, K.	0	4	0	0	0/0	0	0	0/0	0	24
Byner, Earnest	2	2	0	0	0/0	0	0	0/0	0	24
Rison, Andre	0	3	0	0	0/0	0	0	0/0	0	18
Testaverde, V.	2	0	0	0	0/0	0	0	0/0	0	12
Reeves, Walter	0	1	0	0	0/0	0	0	0/0	0	6
Alexander, D.	0	0	1	0	0/0	0	0	0/0	0	6
Smith, Rico	0	1	0	0	0/0	0	0	0/0	0	6

Caldwell, Mike	0	0	0	1	0/0	0	0	0/0	0	6
Dixon, Gerald	0	0	0	1	0/0	0	0	0/0	0	6
Hartley, Frank	0	1	0	0	0/0	0	0	0/0	0	6
White, Lorenzo	1	0	0	0	0/0	1	0	0/0	0	6
Zeiler, Eric	0	0	0	0	0/0	1	0	0/0	0	2
Opponents	5	21	1	2	26/26	1	0	29/33	0	289
Opponents	15	23	0	2	34/36	1	1	26/34	0	356

SACKS: A. Pleasant 8.0, R. Burnett 7.5, D. Foolman 5.0, P. Johnson 2.0, M. Frederick 1.5, R. McKenzie 1.5, C. Banks 1.0, D. Hall 1.0, S. Moore 1.0, P. Sagapolutele 0.5
Browns: 29.0 Opponents: 32.0

RUSHING	NO	YDS	AVG	LG	TD
Hoard, Leroy	136	547	4.0	25	0
Byner, Earnest	115	432	3.8	23	2
White, Lorenzo	62	163	2.6	11	1
Hunter, Earnest	30	100	3.3	15	0
Testaverde, Vinny	18	62	3.4	14	2
Zeiler, Eric	15	80	5.3	17	0
Powers, Ricky	14	51	3.6	15	0
Vardell, Tommy	4	9	2.3	6	0
Rison, Andre	2	0	0.0	5	0
Alexander, Derrick	1	29	29.0	29	0
Tupa, Tom	1	9	9.0	9	0
Browns	398	1,482	3.7	29	5
Opponents	480	1,826	3.8	75	15

RECEIVING	NO	YDS	AVG	LG	TD
Byner, Earnest	61	494	8.1	29	2
McCardell, Keenan	56	709	12.7	36	4
Rison, Andre	47	701	14.9	59	3
Jackson, Michael	44	714	16.2	70	9
Kinchen, Brian	20	216	10.8	41	0
Bishop, Harold	16	135	8.4	21	0
Alexander, Derrick	15	216	14.4	40	0
Smith, Rico	13	173	13.3	29	1
Hoard, Leroy	13	103	7.9	24	0
Hartley, Frank	11	137	12.5	23	1
White, Lorenzo	8	64	8.0	28	0
Vardell, Tommy	6	18	3.0	7	0
Reeves, Walter	6	12	2.0	3	1
Hunter, Earnest	5	42	8.4	25	0
Riddick, Louis	1	25	25.0	17	0
Testaverde, Vinny	1	7	7.0	7	0
Powers, Ricky	1	6	6.0	6	0
Browns	324	3,772	11.6	70	21
Opponents	360	4,013	11.1	52	23

INTERCEPTIONS	NO	YDS	AVG	LG	TD
Moore, Stevon	5	55	11.0	28	0
Dixon, Gerald	2	48	24.0	30	1
Hall, Dana	2	41	20.5	36	0
Langham, Antonio	2	29	14.5	29	0
Caldwell, Mike	2	24	12.0	24	1
Johnson, Pepper	2	22	11.0	22	0
Booth, Issac	1	11	11.0	11	0
Griffin, Don	1	0	0.0	0	0
Browns	17	230	13.5	36	2
Opponents	20	276	13.8	76	2

PUNTING	NO	YDS	AVG	IN20	TB	BLK	
Tupa, Tom	65	2,831	43.6	18	9	64	0
Browns	65	2,831	43.6	18	9	64	0
Opponents	59	2,462	41.7	18	9	61	0

PUNT RETURNS	NO	FC	YDS	AVG	LG	TD
Alexander, Derrick	9	0	122	13.6	69	1
McCardell, Keenan	13	14	93	7.2	17	0
Hunter, Earnest	3	0	40	13.3	17	0
Griffin, Don	0	2	0	0.0	0	0
Browns	25	16	255	10.2	69	1
Opponents	34	9	296	8.7	56	0

KICKOFF RETURNS	NO	YDS	AVG	LG	TD
Hunter, Earnest	23	508	22.1	37	0
Alexander, Derrick	21	419	20.0	42	0
Bates, Michael	9	176	19.6	38	0
McCardell, Keenan	9	161	17.9	28	0
Byner, Earnest	5	98	19.6	27	0
Powers, Ricky	3	54	18.0	20	0
Frederick, Mike	2	16	8.0	11	0
Hoard, Leroy	1	13	13.0	13	0
Dixon, Gerald	1	10	10.0	10	0
Browns	74	1,455	19.7	42	0
Opponents	63	1,172	18.6	45	0

FIELD GOALS	1-19	20-29	30-39	40-49	50+	TOT
Slover, Matt	1/1	12/12	9/10	7/9	0/1	29/33
Browns	1/1	12/12	9/10	7/9	0/1	29/33
Opponents	0/0	9/12	12/12	4/7	1/3	26/34

PASSING	ATT	CMP	YDS	PCT	AV/AT	TD	TD%	INT	INT%	LG	TKLD	RATNG
Testaverde, Vinny	392	241	2,883	61.5	7.35	17	4.3	10	2.6	70	17/87	87.8
Zeiler, Eric	161	82	864	50.9	5.37	4	2.5	9	5.6	59	15/91	51.9
Tupa, Tom	1	1	25	100.0	25.00	0	0.0	0	0.0	25	0/0	118.8
Jackson, Michael	1	0	0	0.0	0.00	0	0.0	1	100.0	0	0/0	0.0
Browns	555	324	3,772	58.4	6.80	21	3.8	20	3.6	70	32/178	76.6
Opponents	573	360	4,013	62.8	7.00	23	4.0	17	3.0	52	29/191	84.6

1999 (2-14)

COACH: Chris Palmer
DIVISION FINISH: 6th AFC Central
1999 USUAL STARTING LINEUPS

OFFENSE		DEFENSE	
WR 85 Kevin Johnson	LE 53 John Thierry	LE 53 John Thierry	
LT 75 Lomas Brown	RT 73 Darius Holland	RT 73 Darius Holland	
LG 71 Jim Payne	RT 67 John Jurkovic	RT 67 John Jurkovic	
C 64 Dave Wohlbaugh	RE 94 Derrick Alexander	RE 94 Derrick Alexander	
RG 79 Scott Rehberg	LLB 55 Rahim Abdullah	LLB 55 Rahim Abdullah	
RT 77 Orlando Brown	MLB 58 Wali Rainer	MLB 58 Wali Rainer	
TE 82 Irv Smith	RLB 95 Jamir Miller	RLB 95 Jamir Miller	
WR 86 Leslie Shepherd	RCB 47 Ryan McNeil	RCB 47 Ryan McNeil	
84 Darrin Chiaverini	LCB 33 Daylon McCutcheon	LCB 33 Daylon McCutcheon	
OB 2 Tim Couch	SS 23 Marquez Pope	SS 23 Marquez Pope	
RB 42 Terry Kirby	FS 24 Corey Fuller	FS 24 Corey Fuller	
FB 44 Marc Edwards			

RADIO ANNOUNCERS:
 Jim Donovan, Doug Dieken (WMMJ 105.7 FM, WTAM 1100 AM)

DATE	RESULT	OPPONENT	ATT
9/12	L, 0-43	Pittsburgh Steelers	73, 138
9/19	L, 9-26	at Tennessee Titans	65, 904
9/26	L, 10-17	at Baltimore Ravens	68, 803
10/3	L, 7-19	New England Patriots	72, 368
10/10	L, 17-18	Cincinnati Bengals	73, 048
10/17	L, 7-24	at Jacksonville Jaguars	62, 047
10/24	L, 3-34	at St. Louis Rams	65, 866
10/31	W, 21-16	at New Orleans Saints	48, 817
11/7	L, 9-41	Baltimore Ravens	72, 898
11/14	W, 16-15	at Pittsburgh Steelers	58, 213
11/21	L, 17-31	Carolina Panthers	72, 818
11/28	L, 21-33	Tennessee Titans	72, 008
12/5	L, 10-23	at San Diego Chargers	53, 147
12/12	L, 28-44	at Cincinnati Bengals	59, 972
12/19	L, 14-24	Jacksonville Jaguars	72, 038
12/26	L, 28-29	Indianapolis Colts	72, 618

TEAM STATISTICS	BROWNS	OPPONENT
Total First Downs	220	368
Rushing	64	161
Passing	134	187
Penalty	22	20
3rd Down: Made/Att	59/203	110/235
3rd Down Pct.	29.1%	46.8%
4th Down: Made/Att	9/13	8/13
4th Down Pct.	69.2%	61.5%
Possession Avg.	23:38	36:22
Total Net Yards	3,762	6,046
Avg. Per Game	235.1	377.9
Total Plays	865	1,158
Avg. Per Play	4.3	5.2
Net Yards Rusing	1,150	2,736
Avg. Per Game	71.9	171.0
Total Rushes	313	610
Net Yards Passing	2,612	3,310
Avg. Per Game	163.3	206.9
Sacked/Yards Lost	60/385	25/147
Gross Yards	2,997	3,457
Att./Completions	492/271	523/331
Completion Pct.	55.1%	63.3%
Had Intercepted	15	8
Punts/Av.	106/43.8	66/40.9
Net Punting Avg.	106/34.6	66/37.3
Penalties/Yards Lost	92/714	88/776
Fumbles/Ball Lost	29/16	25/12
Touchdowns	28	49
Rushing	9	29
Passing	19	17
Returns	0	3

SCORE BY PERIODS	1ST	2ND	3RD	4TH	OT	TOT
Browns	37	77	43	60	0	— 217
Opponents	75	146	99	117	0	— 437

SCORING	RU	PA	ST	DF	PAT	2RU	2PA	FG	SAF	TP
Kirby, Terry	6	3	0	0	0	0	0	0	0	54
Dawson, Phil	1	0	0	0	23/24	0	0	8/12	0	53
Johnson, Kevin	0	8	0	0	0	0	0	0	0	48
Chiaverini Darrin	0	4	0	0	0	0	0	0	0	24
Edwards, Marc	2	0	0	0	0	0	0	0	0	12
Couch, Tim	1	0	0	0	0	1	0	0	0	8

PASSING	ATT	CMP	YDS	PCT	AV/AT	TD	TD%	INT	INT%	LG	TKLD	RATNG
Couch, Tim	399	223	2,447	55.9	6.13	15	3.8	13	3.3	78t	56/359	73.2
Delmer, Ty	91	47	548	51.6	6.02	4	4.4	2	2.2	35	4/26	75.7
Johnson, Kevin	1	0	0	0.0	0.00	0	0.0	0	0.0	0	0/0	39.6
Kirby, Terry	1	1	2	100.0	2.00	0	0.0	0	0.0	2	0/0	79.2
Browns	492	271	2,997	55.1	6.09	19	3.9	15	3.0	78t	60/385	73.5
Opponents	523	331	3,457	63.3	6.61	17	3.3	8	1.5	54t	25/147	86.8

Abdul-Jabbar, K. 0 1 0 0 0 0 0 0 0 0 6
 Delmer, Ty 1 0 0 0 0 0 0 0 0 0 6
 Smith, Irv 0 1 0 0 0 0 0 0 0 0 6
 Browns 9 19 0 0 0 23/24 1 0 0 8/12 0 217
 Opponents 29 17 2 1 40/41 0 1 33/39 1 437
SACKS: J.Thierry 7.0, J.Miller 4.5, D.Alexander 2.5, R.Barker 2.0, D.Holland 2.0, H.McCormack 2.0, D.McCutcheon 1.0, R.McNeil 1.0, A.Miller 1.0, J.Ball 1.0, W.Rainer 1.0
Browns: 25.0, Opponents: 60.0

RUSHING	NO	YDS	AVG	LG	TD
Kirby, Terry	130	452	3.5	28	6
Abdul-Jabbar, K.	115	350	3.0	21	0
Couch, Tim	40	267	6.7	40	1
Delmer, Ty	6	38	6.3	11	1
Edwards, Marc	6	35	5.8	28	0
Jones, George	8	15	1.9	9	0
Shepherd, Leslie	1	5	5.0	5	0
Dawson, Phil	1	4	4.0	4	1
Salaam, Rashaan	1	2	2.0	2	0
Shaw, Sedrick	3	2	0.7	3	0
Johnson, Kevin	1	-6	-6.0	-6	0
Powell, Ronnie	1	-14	-14.0	-14	0
Browns	313	1,150	3.7	40	9
Opponents	610	2,736	4.5	52t	29

RECEIVING	NO	YDS	AVG	LG	TD
Johnson, Kevin	66	986	14.9	64t	8
Kirby, Terry	58	528	9.1	78t	3
Chiaverini, Darrin	44	487	11.1	28t	4
Edwards, Marc	27	212	7.9	27t	2
Smith, Irv	24	222	9.3	22	1
Shepherd, Leslie	23	274	11.9	36	0
Abdul-Jabbar, K.	13	59	4.5	21	1
Campbell, Marc	9	131	14.6	21	0
Davis, Zola	2	38	19.0	25	0
Shaw, Sedrick	2	8	4.0	7	0
Powell, Ronnie	1	45	45.0	45	0
Dunn, David	1	4	4.0	4	0
Bobo, Orlando	1	3	3.0	3	0
Browns	271	2,997	11.1	78t	19
Opponents	331	3,457	10.4	54t	17

INTERCEPTIONS	NO	YDS	AVG	LG	TD
Pope, Marquez	2	15	7.5	13	0
Barkot, Roy	1	14	14.0	14	0
McCutcheon, Daylon	1	12	12.0	12	0
Thierry, John	1	8	8.0	8	0
Jones, Lenoy	1	3	3.0	3	0
Abdullah, Rahim	1	0	0.0	0	0
Little, Earl	1	0	0.0	0	0
Browns	8	52	6.5	14	0
Opponents	15	153	10.2	66t	1

PUNTING	NO	YDS	AVG	IN20	BT	LG	BLK
Gardocki, Chris	106	4,645	43.8	20	11	61	0
Browns	106	4,645	43.8	20	11	61	0
Opponents	66	2,702	40.9	24	4	59	1

PUNT RETURNS	NO	FC	YDS	AVG	LG	TD
Johnson, Kevin	19	10	128	6.7	15	0
Dunn, David	4	1	25	6.3	13	0
Gibson, Damon	2	2	9	4.5	8	0
Browns	25	13	162	6.5	15	0
Opponents	68	15	762	11.2	81t	2

KICKOFF RETURNS	NO	YDS	AVG	LG	TD
Powell, Ronnie	44	986	22.4	43	0
Kirby, Terry	11	230	20.9	28	0
Dunn, David	9	180	20.0	27	0
Hill, Madre	8	137	17.1	27	0
Saleh, Tarek	5	43	8.6	14	0
Campbell, Marc	3	28	9.3	10	0
Smith, Irv	3	15	5.0	10	0
Chiaverini, Darrin	2	35	17.5	22	0
Little, Earl	2	34	17.0	20	0
Johnson, Kevin	1	25	25.0	25	0
Jones, George	1	12	12.0	12	0
Browns	89	1,725	19.4	43	0
Opponents	42	764	18.2	55	0

FIELD GOALS	1-19	20-29	30-39	40-49	50+	TOT
Dawson, Phil	0/0	2/2	3/5	3/5	0/0	8/12
Browns	0/0	2/2	3/5	3/5	0/0	8/12
Opponents	4/4	13/13	6/7	10/15	0/0	33/39

2000 (3-13)

COACH: Chris Palmer
DIVISION FINISH: 6th AFC Central

2000 USUAL STARTING LINEUPS

OFFENSE		DEFENSE	
WR 85	Kevin Johnson	LE 92	Courtney Brown
LT 72	Roman Oben	LT 99	Orpheus Roye
LG 65	Jim Bundren	RT 93	Stalin Colinet
	75 Steve Zahursky	RE 95	Keith McKenzie
C 64	Dave Wohlabaugh	LLB 95	J. Miller, 53 R. Abdullah
	60 Shaun O'Hara	MLB 58	Wall Rainer
RG 61	Everett Lindsay	RLB 55	M. Moore, 95 J. Miller
RT 75	Steve Zahursky	LCB 24	Corey Fuller
	74 James Brown	RCB 33	Daylon McCutcheon
TE 80	Aaron Shea	SS 21	Marquis Smith
	83 Mark Campbell	FS 43	Percy Ellsworth
WR 82	David Patten		
	86 Dennis Northcutt		
QB 2	T. Couch, 18 D. Pederson		
RB 23	E. Rhett, 41 T. Prentice		
FB 44	Marc Edwards		

RADIO ANNOUNCERS:

Jim Donovan, Doug Dieken (WMJI 105.7 FM, WTAM 1100 AM)

DATE	RESULT	OPPONENT	ATT
9/3	L, 7-27	Jacksonville Jaguars	72,418
9/10	W, 24-7	at Cincinnati Bengals	64,006
9/17	W, 23-20	Pittsburgh Steelers	73,018
9/24	L, 10-36	at Oakland Raiders	45,702
10/1	L, 0-12	Baltimore Ravens	73,018
10/8	L, 21-29	at Arizona Cardinals	39,148
10/15	L, 10-44	at Denver Broncos	75,811
10/22	L, 0-22	at Pittsburgh Steelers	57,659
10/29	L, 3-12	Cincinnati Bengals	73,118
11/5	L, 3-24	New York Giants	72,718
11/12	W, 19-11	New England Patriots	72,618
11/19	L, 10-24	at Tennessee Titans	68,498
11/26	L, 7-44	at Baltimore Ravens	68,361
12/3	L, 0-48	at Jacksonville Jaguars	51,262
12/10	L, 24-35	Philadelphia Eagles	72,318
12/17	L, 0-24	Tennessee Titans	72,318

TEAM STATISTICS	BROWNS	OPPONENT
Total First Downs	176	343
Rushing	53	147
Passing	110	169
Penalty	13	27
3rd Down: Made/Att	58/210	98/227
3rd Down Pct.	27.6%	43.2%
4th Down: Made/Att	6/19	11/17
4th Down Pct.	31.6%	64.7%
Possession Avg.	23:38	36:22
Total Net Yards	3,530	5,643
Avg. Per Game	220.6	352.7
Total Plays	859	1,122
Avg. Per Play	4.1	5.0
Net Yards Rushing	1,085	2,505
Avg. Per Game	67.8	156.6
Total Rushes	336	594
Net Yards Passing	2,445	3,138
Avg. Per Game	152.8	196.1
Sacked/Yards Lost	40/283	42/270
Gross Yards	2,728	3,408
Att./Completions	483/278	486/262
Completion Pct.	57.6%	53.9%
Had Intercepted	19	12
Punts/Avg.	108/45.5	68/42.2
Net Punting Avg.	108/37.3	68/35.8
Penalties/Yards Lost	103/925	71/626
Fumbles/Ball Lost	21/9	27/13
Touchdowns	17	46
Rushing	7	26
Passing	9	18
Returns	1	2

SCORE BY PERIODS	1ST	2ND	3RD	4TH	OT	TOT
Browns	51	45	32	33	0	161
Opponents	46	176	115	82	0	419

SCORING	RU	PA	ST	DF	PAT	ZRU	ZPA	FG	SAF	TP	
Dawson, Phil	0	0	0	0	17/17	0	0	0	14/17	0	59
Prentice, Travis	7	1	0	0	0	0	0	0	0	0	48
Edwards, Marc	0	2	0	0	0	0	0	0	0	0	12
Shea, Aaron	0	2	0	0	0	0	0	0	0	0	12
Campbell, Mark	0	1	0	0	0	0	0	0	0	0	6

Chiaverini, Darrin	0	1	0	0	0	0	0	0	0	0	6	
Dawson, JaJuan	0	1	0	0	0	0	0	0	0	0	6	
Ellsworth, Percy	0	0	0	1	0	0	0	0	0	0	6	
Patten, David	0	1	0	0	0	0	0	0	0	0	6	
Browns	7	9	0	1	17/17	0	0	0	0	14/17	0	161
Opponents	26	18	0	2	44/44	1	0	0	0	31/34	2	419

SACKS: M. McKenzie 8.5, J. Miller 5.5, C. Brown 5.0, S. Colinet 3.5, D. McCutcheon 3.0, L. Jones 2.5, M. Spriggs 2.0, W. Rainer 2.0, R. Abdullah 2.0, T. Rogers 2.0, A. Miller 1.0, O. Roye 1.0, M. Thompson 1.0, M. Smith 1.0, M. Moore 1.0, D. Holland 1.0
Browns: 40.0, Opponents: 42.0

RUSHING	NO	YDS	AVG	LG	TD
Prentice, Travis	173	512	3.0	17	7
Rhett, Errict	71	258	3.6	42	0
White, Jamal	47	145	3.1	14	0
Pederson, Doug	18	68	3.8	15	0
Couch, Tim	12	45	3.8	31	0
Northcutt, Dennis	9	33	3.7	13	0
Wynn, Spergon	3	15	5.0	11	0
Edwards, Marc	2	9	4.5	6	0
Thompson, Kevin	1	0	0.0	0	0
Floyd, Chris	2	-1	-0.5	0	0
Browns	336	1,085	3.2	42	7
Opponents	594	2,505	4.2	36	26

RECEIVING	NO	YDS	AVG	LG	TD
Johnson, Kevin	57	669	11.7	79	0
Northcutt, Dennis	39	422	10.8	37	0
Patten, David	38	546	14.4	65	1
Prentice, Travis	37	191	5.2	13	1
Shea, Aaron	30	302	10.1	37	2
Edwards, Marc	16	128	8.0	21	2
Rhett, Errict	14	78	5.6	16	0
White, Jamal	13	100	7.7	25	0
Campbell, Mark	12	80	6.7	17	1
Dawson, JaJuan	9	97	10.8	26	1
Chiaverini, Darrin	8	68	8.5	18	1
Brown, Bobby	2	14	7.0	8	0
Saleh, Tarek	1	22	22.0	22	0
Floyd, Chris	1	21	21.0	21	0
Dunn, Damon	1	6	6.0	6	0
Jackson, Lenzie	1	5	5.0	5	0
Browns	278	2,728	9.8	79	9
Opponents	262	3,408	13.0	61	18

INTERCEPTIONS	NO	YDS	AVG	LG	TD
Fuller, Corey	3	0	0.0	0	0
Ellsworth, Percy	1	33	33.0	33	1
McCutcheon, Daylon	1	20	20.0	20	0
Little, Earl	1	7	7.0	7	0
Rainer, Walli	1	5	5.0	5	0
Moore, Marty	1	3	3.0	3	0
Chapman, Lamar	1	0	0.0	0	0
Holland, Darius	1	0	0.0	0	0
Miller, Jamir	1	0	0.0	0	0
Sanders, Lewis	1	0	0.0	0	0
Browns	12	68	5.7	33	1
Opponents	19	228	12.0	46	2

PUNTING	NO	YDS	AVG	IN20	TB	LG	BLK
Gardocki, Chris	108	4,919	45.5	25	5	67	0
Browns	108	4,919	45.5	25	5	67	0
Opponents	68	2,868	42.2	18	7	69	0

PUNT RETURNS	NO	FC	YDS	AVG	LG	TD
Northcutt, Dennis	27	12	289	10.7	30	0
Barnes, Rashidi	1	0	0	0.0	0	0
Chapman, Lamar	1	2	5	5.0	5	0
Dunn, Damon	1	0	0	0.0	0	0
Browns	29	14	294	10.1	30	0
Opponents	69	10	793	11.5	54	0

KICKOFF RETURNS	NO	YDS	AVG	LG	TD
White, Jamal	43	935	21.7	40	0
Patten, David	22	469	21.3	62	0
Jackson, Lenzie	9	168	18.7	30	0
Saleh, Tarek	4	46	11.5	15	0
Campbell, Mark	3	30	10.0	13	0
Dunn, Damon	2	35	17.5	21	0
Little, Earl	2	20	10.0	12	0
Burnett, Chester	1	18	18.0	18	0
Edwards, Marc	1	24	24.0	24	0
Sanliago, O.J.	1	13	13.0	13	0
Browns	85	1,710	20.1	62	0
Opponents	42	1,012	24.1	62	0

FIELD GOALS	1-19	20-29	30-39	40-49	50+	TOT
Dawson, Phil	3/3	4/4	5/5	2/5	0/0	14/17
Browns	3/3	4/4	5/5	2/5	0/0	14/17
Opponents	0/0	9/9	13/13	8/10	1/2	31/34

PASSING	ATT	COMP	YDS	PCT	AV/AT	TD	TD%	INT	INT%	LG	TKLD	RATING
Couch, Tim	215	137	1,483	63.7	6.90	7	3.3	9	4.2	79	10/78	77.3
Pederson, Doug	210	117	1,047	55.7	4.99	2	1.0	8	3.8	67	17/116	56.6
Wynn, Spergon	54	22	167	40.7	3.09	0	0.0	1	1.9	32	13/89	41.2
Johnson, Kevin	3	1	23	33.3	7.67	0	0.0	1	33.3	23	0/0	22.2
Thompson, Kevin	1	1	8	100.0	8.00	0	0.0	0	0.0	8	0/0	100.0
Browns	483	278	2,728	57.6	5.65	9	1.9	19	3.9	79	40/283	63.4
Opponents	486	262	3,408	53.9	7.01	18	3.7	12	2.5	61	43/276	78.3

2001 (7-9)

COACH: Butch Davis
DIVISION FINISH: 3rd AFC Central
2001 USUAL STARTING LINEUPS

OFFENSE		DEFENSE	
WR 85	Kevin Johnson	LE 78	T. Rogers, 99 O. Roye
LT 72	R. Oben, 77 R. Verba	LT 94	Gerard Warren
LG 77	R. Verba, 60 S. O'Hara	RT 93	Mark Smith
C 64	Dave Wohlabaugh	99	Orpheus Roye
RG 66	Jeremy McKinney	RE 92	Courtney Brown
63	Brad Bedell	90	Keith McKenzie
RT 69	Roger Chanoiné	WLB 57	Dwayne Rudd
TE 82	Rickey Dudley	MLB 58	Wali Rainer
87	O. J. Santiago	SLB 95	Jamir Miller
WR 81	Quincy Morgan	LCB 24	Corey Fuller
86	Dennis Northcutt	RCB 33	Daylon McCutcheon
OB 2	Tim Couch	SS 21	Earl Little
RB 29	J. Jackson, 30 J. White	FS 43	Percy Ellsworth
HB 44	M. Sellers, 80 A. Shea	23	Devin Bush

RADIO ANNOUNCERS:
 Jim Donovan, Doug Dieken (WVMJ 105.7 FM, WTAM 1100 AM)

DATE	RESULT	OPPONENT	ATT
9/9	L, 6-9	Seattle Seahawks	72,318
9/23	W, 24-14	Detroit Lions	73,168
9/30	W, 23-14	at Jacksonville Jaguars	57,875
10/7	W, 20-16	San Diego Chargers	73,018
10/14	L, 14-24	at Cincinnati Bengals	64,217
10/21	W, 24-14	Baltimore Ravens	72,818
11/4	L, 21-27 (OT)	at Chicago Bears	66,944
11/11	L, 12-15 (OT)	Pittsburgh Steelers	73,218
11/18	W, 27-17	at Baltimore Ravens	69,353
11/25	W, 18-0	Cincinnati Bengals	72,918
12/2	L, 15-31	Tennessee Titans	72,818
12/9	L, 16-27	at New England Patriots	60,292
12/16	L, 10-15	Jacksonville Jaguars	72,818
12/23	L, 7-30	at Green Bay Packers	59,824
12/30	W, 41-38	at Tennessee Titans	68,798
1/6	L, 7-28	at Pittsburgh Steelers	59,189

TEAM STATISTICS	BROWNS	OPPONENT
Total First Downs	238	295
Rushing	78	112
Passing	139	161
Penalty	21	22
3rd Down: Made/Att	68/210	88/235
3rd Down Pct.	32.4%	37.4%
4th Down: Made/Att	6/12	8/23
4th Down Pct.	50.0%	34.8%
Possession Avg.	28:16	31:44
Total Net Yards	4,152	5,297
Avg. Per Game	259.5	331.1
Total Plays	934	1,089
Avg. Per Play	4.4	4.9
Net Yards Rushing	1,351	2,208
Avg. Per Game	84.4	138.0
Total Rushes	417	494
Net Yards Passing	2,801	3,089
Avg. Per Game	175.1	193.1
Sacked/Yards Lost	51/353	43/288
Gross Yards	3,154	3,377
Att./Completions	466/279	552/309
Completion Pct.	59.9%	56.0%
Had Intercepted	21	33
Punts/Average	99/42.9	74/43.2
Net Punting Avg.	99/34.6	74/37.7
Penalties/Yards	94/825	103/779
Fumbles/Ball Lost	24/12	35/9
Touchdowns	31	35
Rushing	8	11
Passing	18	18
Returns	5	6

SCORE BY PERIODS	1ST	2ND	3RD	4TH	OT	TOT
Browns	77	83	51	74	0	— 285
Opponents	62	73	89	86	9	— 319

SCORING	RU	PA	ST	DF	PAT	2RU	2PA	FG	SAF	TP
Dawson, Phil	0	0	0	0	29/30	0	0	22/25	0	95
Johnson, Kevin	0	9	0	0	0	0	0	0	0	54
White, James	5	1	0	0	0	1	0	0	0	38
Jackson, James	2	0	0	0	0	0	0	0	0	12
Morgan, Quincy	0	2	0	0	0	0	0	0	0	12
Santiago, O.J.	0	2	0	0	0	0	0	0	0	12
Sellers, Mike	0	2	0	0	0	0	0	0	0	12
Brown, Bobby	0	0	0	1	0	0	0	0	0	6
Bush, Devin	0	0	0	1	0	0	0	0	0	6

Dawson, JaJuan	0	1	0	0	0	0	0	0	0	6
Fuller, Corey	0	0	0	1	0	0	0	0	0	6
Gay, Ben	1	0	0	0	0	0	0	0	0	6
Henry, Anthony	0	0	0	1	0	0	0	0	0	6
McCutcheon, D.	0	0	0	1	0	0	0	0	0	6
O'Hara, Shawn	0	1	0	0	0	0	0	0	0	6
Roye, Orpheus	0	0	0	0	0	0	0	0	0	12
Browns	8	18	0	5	29/30	1	0	22/25	1	285
Opponents	11	18	2	4	30/32	0	2	25/34	0	319

SACKS: J.Miller 13.0, T.Rogers 6.0, G.Warren 5.0, C.Brown 4.5, G.Spies 4.0, K.McKenzie 3.0, M.Smith 2.0, D.McCutcheon 2.0, W.Rainer 1.0, E.Little 1.0, P.Ellsworth 1.0, D.Rudd 0.5
Browns: 43.0, Opponents: 51.0

RUSHING	NO	YDS	AVG	LG	TD
Jackson, James	195	554	2.8	22	2
White, James	126	443	3.5	51	5
Gay, Ben	51	172	3.4	40	1
Couch, Tim	38	128	3.4	15	0
Morgan, Quincy	2	27	13.5	23	0
Northcutt, Dennis	3	26	8.7	12	0
Frost, Scott	1	1	1.0	1	0
Holcomb, Kelly	1	0	0.0	0	0
Browns	417	1,351	3.2	51	8
Opponents	494	2,208	4.5	54	11

RECEIVING	NO	YDS	AVG	LG	TD
Johnson, Kevin	84	1,097	13.1	55†	9
White, James	44	418	9.5	45	1
Morgan, Quincy	30	432	14.4	78	2
Dawson, JaJuan	22	281	12.8	44	1
Northcutt, Dennis	18	211	11.7	26	0
Santiago, O.J.	17	153	9.0	27	2
Shea, Aaron	14	86	6.1	12	0
King, Andre	11	149	13.5	48	0
Dudley, Rickey	9	115	12.8	27	0
Sellers, Mike	7	73	10.4	28	2
German, Jammi	7	65	9.3	18	0
Jackson, James	7	56	8.0	16	0
Gay, Ben	4	11	2.8	7	0
Moreland, Jake	3	15	5.0	6	0
O'Hara, Shawn	1	2	2.0	2†	1
Couch, Tim	1	-10	-10.0	-10	0
Browns	279	3,154	11.3	78	18
Opponents	309	3,377	10.9	71†	18

INTERCEPTIONS	NO	YDS	AVG	LG	TD
Henry, Anthony	10*	177	17.7	97†	1
Little, Earl	5	33	6.6	15	0
McCutcheon, Daylon	4	62	15.5	32†	1
Fuller, Corey	3	82	27.3	49†	1
Jackson, Ray	3	52	17.3	52	0
Bush, Devin	2	62	31.0	43†	1
Boyer, Brant	2	12	6.0	8	0
Ellsworth, Percy	1	19	19.0	19	0
Miller, Jamir	1	0	0.0	0	0
Roye, Orpheus	1	0	0.0	0	0
Rudd, Dwayne	1	0	0.0	0	0
Browns	33	499	15.1	97†	4
Opponents	21	242	11.5	69†	3

PUNTING	NO	YDS	AVG	IN20	TB	LG	BLK
Gardocki, Chris	99	4,249	42.9	25	9	69	0
Browns	99	4,249	42.9	25	9	69	0
Opponents	74	3,198	43.2	28	8	68	0

PUNT RETURNS	NO	FC	YDS	AVG	LG	TD
Northcutt, Dennis	15	9	86	5.7	32	0
Johnson, Kevin	14	6	117	8.4	24	0
Chapman, Lamar	1	0	1	1.0	1	0
Jackson, Ray	1	0	43	43.0	43	0
Frost, Scott	0	1	0	0	0	0
Browns	31	16	247	8.0	43	0
Opponents	52	12	647	12.4	86	1

KICKOFF RETURNS	NO	YDS	AVG	LG	TD
Gay, Ben	23	513	22.3	42	0
King, Andre	14	279	19.9	27	0
White, James	9	189	21.0	31	0
Morgan, Quincy	7	175	25.0	51	0
Sellers, Mike	4	75	18.8	21	0
Santiago, O.J.	2	1	0.5	5	0
Akins, Chirs	1	0	0.0	0	0
Moreland, Jake	1	14	14.0	14	0
Northcutt, Dennis	1	26	26.0	26	0
Spies, Greg	1	13	13.0	13	0
Browns	62	1,285	20.7	51	0
Opponents	65	1,215	18.7	49	0

FIELD GOALS	1-19	20-29	30-39	40-49	50+	TOT
Dawson, Phil	0/0	10/10	8/9	4/6	0/0	22/25
Browns	0/0	10/10	8/9	4/6	0/0	22/25
Opponents	0/0	8/9	10/11	5/12	2/2	25/34

PASSING	ATT	CMP	YDS	PCT	AV/AT	TD	TD%	INT	INT%	LG	TKLD	RATING
Couch, Tim	454	272	3,040	59.9	6.70	17	3.7	21	4.6	78	51/353	73.1
Holcomb, Kelly	12	7	114	58.3	9.50	1	8.3	0	0.0	25	0/0	118.1
Browns	466	279	3,154	59.9	6.77	18	3.9	21	4.5	78	51/353	74.3
Opponents	552	309	3,377	56.0	6.12	18	3.3	33	6.0	71†	43/288	60.2

* Tied NFL Lead

2002 (9-7)

COACH: Butch Davis
DIVISION FINISH: 2nd AFC North
2002 USUAL STARTING LINEUPS

OFFENSE		DEFENSE	
WR 85	Kevin Johnson	LE 96	Kenard Lang
LT 77	Ross Verba	RT 94	Gerard Warren
LG 79	Barry Stokes	LT 99	Orpheus Roye
C 64	Dave Wohlabaugh	RE 92	Courtney Brown
RG 60	Shaun O'Hara	78	Tyrene Rogers
RT 72	Ryan Tucker	WLB 57	Dwayne Rudd
TE 83	Mark Campbell	MLB 50	Earl Holmes
WR 81	Quincy Morgan	SLB 56	Darren Hambrick
OB 2	Tim Couch	LCB 25	Corey Fuller
RB 31	William Green	RCB 33	Daylon McCutcheon
30	Jamel White	SS 24	Robert Griffith
TE 82	S. Heiden, 80 A. Shea	FS 20	Earl Little

RADIO ANNOUNCERS:
 Jim Donovan, Doug Dieken (WMM5 100.7 FM, WTAM 1100 AM)

DATE	RESULT	OPPONENT	ATT
9/8	L, 39-40	Kansas City Chiefs	72,938
9/15	W, 20-7	Cincinnati Bengals	73,358
9/22	W, 31-28 (OT)	at Tennessee Titans	68,804
9/29	L, 13-16 (OT)	at Pittsburgh Steelers	62,864
10/6	L, 21-26	Baltimore Ravens	73,688
10/13	L, 3-17	at Tampa Bay Buccaneers	65,625
10/20	W, 34-17	Houston Texans	73,248
10/27	W, 24-21	at New York Jets	78,502
11/3	L, 20-23	Pittsburgh Steelers	73,718
11/17	W, 27-20	at Cincinnati Bengals	64,060
11/24	W, 24-15	at New Orleans Saints	68,295
12/1	L, 6-13	Carolina Panthers	72,718
12/8	W, 21-20	at Jacksonville Jaguars	46,267
12/15	L, 23-28	Indianapolis Colts	73,098
12/22	W, 14-13	at Baltimore Ravens	69,348
12/29	W, 24-16	Atlanta Falcons	73,528

WILD CARD PLAYOFF
 1/5 L, 33-36 at Pittsburgh Steelers 62,595

TEAM STATISTICS	BROWNS	OPPONENT
Total First Downs	279	291
Rushing	77	107
Passing	171	164
Penalty	31	20
3rd Down: Made/Att	90/222	91/226
3rd Down Pct.	40.4%	40.3%
4th Down: Made/Att	8/10	7/14
4th Down Pct.	80.0%	50.0%
Possession Avg.	29:45	30:15
Total Net Yards	5,027	5,348
Avg. Per Game	314.2	334.3
Total Plays	993	1,024
Avg. Per Play	5.1	5.2
Net Yards Rushing	1,615	2,079
Avg. Per Game	100.9	129.9
Total Rushes	406	483
Net Yards Passing	3,412	3,269
Avg. Per Game	213.3	204.3
Sacked/Yards Lost	35/253	28/172
Gross Yards	3,665	3,441
Att./Completions	552/338	513/299
Completion Pct.	61.2%	58.3%
Had Intercepted	22	17
Punts/Avg.	83/41.3	76/38.7
Net Punting Avg.	83/34.9	76/31.1
Penalties/Yards Lost	107/845	91/726
Fumbles/Ball Lost	18/9	32/12
Touchdowns	40	34
Rushing	10	12
Passing	27	20
Returns	3	2

SCORE BY PERIODS	1ST	2ND	3RD	4TH	OT	TOT
Browns	76	68	77	120	3	— 344
Opponents	65	95	65	92	3	— 320

SCORING	RU	PA	ST	DF	PAT	2RU	2PA	FG	SAF	TP
Dawson, Phil	0	0	0	0	34/35	0	0	22/28	0	100
Northcutt, Dennis	1	5	2	0	0	0	1	0	0	50
Morgan, Quincy	0	7	0	0	0	0	1	0	0	44

PASSING	ATT	CMP	YDS	PCT	AV/AT	TD	TD%	INT	INT%	LG	TKLD	RATING
Couch, Tim	443	273	2,842	61.6	6.42	18	4.1	18	4.1	78t	30/213	76.8
Holcomb, Kelly	106	64	790	60.4	7.45	8	7.5	4	3.8	44t	5/40	92.9
Johnson, Kevin	2	1	33	50.0	16.50	1	50.0	0	0.0	33t	0/0	135.4
Jackson, Frisman	1	0	0	0.0	0.0	0	0.0	0	0.0	0	0/0	39.6
Browns	552	338	3,665	61.2	6.64	27	4.9	22	4.0	78t	35/253	80.5
Opponent	513	299	3,441	58.3	6.71	20	3.9	17	3.3	72t	28/172	77.8

Davis, Andre'	0	6	1	0	0	0	0	0	0	0	0	42
Green, William	6	0	0	0	0	0	0	0	0	0	0	36
Johnson, Kevin	0	4	0	0	0	0	0	0	0	0	0	24
Campbell, Mark	0	3	0	0	0	0	0	0	0	0	0	18
White, Jamel	3	0	0	0	0	0	0	0	0	0	0	18
Heiden, Steve	0	1	0	0	0	0	0	0	0	0	0	6
Sanders, Darnell	0	1	0	0	0	0	0	0	0	0	0	6
Browns	10	27	3	0	34/35	0	2	22/28	0	344		
Opponents	12	20	1	1	32/32	0	0	28/37	0	320		

SACKS: M.Word 8.0, K.Lang 5.5, B.Boyer 3.0, T.Rogers 3.0, G.Warren 2.0, C.Brown 2.0, D.Rudd 1.0, L.Sanders 1.0, M.Jameson 1.0, O.Roye 0.5 **Browns: 28.0, Opponents: 35.0**

RUSHING	NO	YDS	AVG	LG	TD
Green, William	243	887	3.7	64t	6
White, Jamel	106	470	4.4	54	3
Northcutt, Dennis	8	104	13.0	36t	1
Couch, Tim	23	77	3.3	14	0
Jackson, James	12	54	4.5	18	0
Holcomb, Kelly	8	9	1.1	7	0
Davis, Andre'	3	7	2.3	9	0
Morgan, Quincy	3	7	2.3	11	0
Browns	406	1,615	4.0	64t	10
Opponent	483	2,079	4.3	75	12

RECEIVING	NO	YDS	AVG	LG	TD
Johnson, Kevin	67	703	10.5	30t	4
White, Jamel	63	452	7.2	33	0
Morgan, Quincy	56	964	17.2	78t	7
Northcutt, Dennis	38	601	15.8	43t	5
Davis, Andre'	37	420	11.4	31	6
Campbell, Mark	25	179	7.2	26	3
Heiden, Steve	17	105	6.2	12	1
Green, William	16	113	7.1	18	0
Shea, Aaron	7	49	7.0	18	0
King, Andre	5	41	8.2	13	0
Sanders, Darnell	3	23	7.7	14t	1
Jackson, James	3	9	3.0	5	0
Jackson, Frisman	1	6	6.0	6	0
Browns	338	3,665	10.8	78t	27
Opponent	299	3,441	11.5	72t	20

INTERCEPTIONS	NO	YDS	AVG	LG	TD
Little, Earl	4	17	4.3	7	0
Griffith, Robert	3	0	0.0	0	0
Henry, Anthony	2	4	2.0	4	0
Lang, Kenard	1	71	71.0	71	0
Sanders, Lewis	1	25	25.0	25	0
McCutcheon, Daylon	1	24	24.0	24	0
Hambrick, Darren	1	6	6.0	6	0
Boyer, Brant	1	1	1.0	1	0
Davis, Andra	1	0	0.0	0	0
Fuller, Corey	1	0	0.0	0	0
Jameson, Michael	1	0	0.0	0	0
Browns	17	148	8.7	71	0
Opponent	22	292	13.3	59	1

PUNTING	NO	YDS	AVG	IN20	TB	LG	BLK
Gardocki, Chris	81	3,388	41.8	27	6	59	0
Dawson, Phil	2	36	18.0	2	0	20	0
Browns	83	3,424	41.3	29	6	59	0
Opponent	76	2,938	38.7	22	7	62	1

PUNT RETURNS	NO	FC	YDS	AVG	LG	TD
Northcutt, Dennis	25	10	367	14.7	87t	2
Davis, Andre'	7	4	33	4.7	15	0
King, Andre	1	0	15	15.0	15	0
Sanders, Lewis	0	0	19	0.0	19	0
Browns	33	14	434	13.2	87t	2
Opponent	42	12	408	9.7	63t	1

KICKOFF RETURNS	NO	YDS	AVG	LG	TD
Davis, Andre'	50	1,068	21.4	95t	1
King, Andre	8	155	19.4	27	0
Jackson, Frisman	3	58	19.3	26	0
Campbell, Mark	2	21	10.5	14	0
White, Jamel	2	21	10.5	11	0
Jackson, James	1	13	13.0	13	0
Browns	66	1,336	20.2	95t	1
Opponent	67	1,366	20.4	82	0

FIELD GOALS	1-19	20-29	30-39	40-49	50+	TOT
Dawson, Phil	0/0	9/10	6/8	5/7	2/3	22/28
Opponent	1/1	7/10	10/12	10/14	0/0	28/37

PASSING	ATT	CMP	YDS	PCT	AV/AT	TD	TD%	INT	INT%	LG	TKLD	RATING
Couch, Tim	443	273	2,842	61.6	6.42	18	4.1	18	4.1	78t	30/213	76.8
Holcomb, Kelly	106	64	790	60.4	7.45	8	7.5	4	3.8	44t	5/40	92.9
Johnson, Kevin	2	1	33	50.0	16.50	1	50.0	0	0.0	33t	0/0	135.4
Jackson, Frisman	1	0	0	0.0	0.0	0	0.0	0	0.0	0	0/0	39.6
Browns	552	338	3,665	61.2	6.64	27	4.9	22	4.0	78t	35/253	80.5
Opponent	513	299	3,441	58.3	6.71	20	3.9	17	3.3	72t	28/172	77.8

2003 (5-11)

COACH: Butch Davis

DIVISION FINISH: 4th AFC North

2003 USUAL STARTING LINEUPS

OFFENSE		DEFENSE	
WR 87	Andre' Davis	LE 92	Courtney Brown
85	Kevin Johnson	RT 94	Gerard Warren
LT 79	Barry Stokes	LT 99	Orpheus Roye
LG 60	Shaun O'Hara	RE 96	Kenard Lang
C 50	Jeff Faine	WLB 58	Ben Taylor
67	Melvin Fowler	52	Brant Boyer
RG 66	Paul Zukauskas	MLB 54	Andre Davis
RT 72	Ryan Tucker	SLB 59	Kevin Bentley
WR 86	Dennis Northcutt	LCB 25	Anthony Henry
WR 81	Quincy Morgan	RCB 33	Daylon McCutcheon
QB 2	Tim Couch	SS 24	Robert Griffith
10	Kelly Holcomb	FS 20	Earl Little
RB 31	William Green		
29	James Jackson		
TE 82	Steve Heiden		
89	Darnell Sanders		

RADIO ANNOUNCERS:
 Jim Donovan, Doug Dieken (WMMS 100.7 FM, WTAM 1100 AM)

Northcutt, Dennis	0	2	0	0	0	0	0	0	0	12
Suggs, Lee	2	0	0	0	0	0	0	0	0	12
White, Jamal	1	1	0	0	0	0	0	0	0	12
Bower, R.J.	0	1	0	0	0	0	0	0	0	6
Couch, Tim	1	0	0	0	0	0	0	0	0	6
Green, William	1	0	0	0	0	0	0	0	0	6
King, Andre	0	0	1	0	0	0	0	0	0	6
McCutcheon, D.	0	0	0	1	0	0	0	0	0	6
Sanders, Darnell	0	1	0	0	0	0	0	0	0	6
Browns	8	17	1	1	23/24	0	0	0	23/28	0 254
Opponents	14	13	0	4	31/31	0	0	0	35/43	0 322

SACKS: K.Lang 8.0, C.Brown 6.0, G.Warren 5.5, A.Davis 5.0, M.Word 4.0, M.Myers 3.0, O.Roye 1.5, T.Rogers 1.0 **Browns: 35.0, Opponents: 40.0**

RUSHING	NO	YDS	AVG	LG	TD
Green, William	142	559	3.9	26	1
Jackson, James	102	382	3.7	18	3
Suggs, Lee	56	289	5.2	78	2
White, Jamal	70	266	3.8	23	1
Northcutt, Dennis	12	83	6.9	23	0
Couch, Tim	11	39	3.5	17	1
Davis, Andre'	5	28	5.6	7	0
Dawson, Phil	1	14	14.0	14	0
Boyer, Brant	1	7	7.0	7	0
Holcomb, Kelly	8	9	6.9	6	0
Faine, Jeff	1	0	0.0	0	0
Morgan, Quincy	3	-4	-1.3	2	0
Browns	412	1,670	4.1	78	8
Opponent	457	2,113	4.6	82	14

RECEIVING	NO	YDS	AVG	LG	TD
Northcutt, Dennis	62	729	11.8	44	2
White, Jamal	46	303	6.6	22	1
Johnson, Kevin	41	381	9.3	41	2
Davis, Andre'	40	576	14.4	49	5
Morgan, Quincy	38	516	13.6	71	3
Heiden, Steve	18	134	7.4	17	0
Sanders, Darnell	15	95	6.3	12	1
Jackson, James	14	114	8.1	18	0
Green, William	10	50	5.0	12	0
King, Andre	9	88	9.8	28	0
Heinrich, Keith	8	64	8.0	17	2
Mustard, Chad	4	29	7.3	12	0
Jackson, Frisman	2	29	14.5	19	0
Shea, Aaron	2	9	4.5	7	0
Suggs, Lee	2	0	0.0	1	0
Bowers, R.J.	1	-2	-2.0	2	1
Couch, Tim	1	-3	-3.0	-3	0
Browns	313	3,116	10.0	71	17
Opponent	297	3,049	10.3	55	13

INTERCEPTIONS	NO	YDS	AVG	LG	TD
Little, Earl	6	41	6.8	21	0
Griffith, Robert	2	3	1.5	3	0
McCutcheon, Daylon	1	75	75.0	75	1
Bentley, Kevin	1	25	25.0	25	0
Henry, Anthony	1	19	19.0	19	0
Boyer, Brant	1	4	4.0	4	0
Bodden, Leigh	1	1	1.0	1	0
Lang, Kenard	1	0	0.0	0	0
Taylor, Ben	1	0	0.0	0	0
Browns	15	168	11.2	75	1
Opponent	18	391	21.7	54	4

PUNTING	NO	YDS	AVG	INT	TB	LG	BLK
Gardocki, Chris	72	3,019	41.9	18	10	60	0
Dawson, Phil	1	29	29.0	1	0	29	0
Browns	73	3,048	41.8	19	10	60	0
Opponent	76	3,146	41.4	18	8	59	1

PUNT RETURNS	NO	YDS	AVG	LG	TD
Northcutt, Dennis	36	295	8.2	38	0
Davis, Andre'	1	7	7.0	7	0
Browns	37	302	8.2	38	0
Opponent	33	316	9.6	49	0

KICKOFF RETURNS	NO	YDS	AVG	LG	TD
Davis, Andre'	38	803	21.1	69	0
Suggs, Lee	14	318	22.7	42	0
King, Andre	9	172	19.7	30	0
Maddox, Nick	3	58	19.3	26	0
Morgan, Quincy	2	67	33.5	47	0
White, Jamal	2	2	1.0	2	0
Jackson, James	1	68	68.0	39	0
Stokes, Barry	1	7	7.0	7	0
Mustard, Chad	1	6	6.0	6	0
Browns	71	1,501	21.1	69	0
Opponent	60	1,231	20.5	77	0

FIELD GOALS	1-19	20-29	30-39	40-49	50+	TOT
Dawson, Phil	2/2	7/7	4/5	3/5	2/2	18/21
Conway, Brett	1/1	0/0	1/3	3/3	0/0	5/7
Browns	3/3	7/7	5/8	6/8	2/2	23/28
Opponent	0/0	13/13	9/10	10/16	3/4	35/43

DATE	RESULT	OPPONENT	ATT
9/7	L, 6-9	Indianapolis Colts	73,358
9/14	L, 13-33	at Baltimore Ravens	69,473
9/21	W, 13-12	at San Francisco 49ers	67,412
9/28	L, 14-21	Cincinnati Bengals	73,428
10/5	W, 33-13	at Pittsburgh Steelers	64,595
10/12	W, 13-7	Oakland Raiders	73,318
10/19	L, 20-26	San Diego Chargers	73,238
10/26	L, 3-9	at New England Patriots	68,436
11/9	L, 20-41	at Kansas City Chiefs	78,560
11/16	W, 44-6	Arizona Cardinals	72,908
11/23	L, 6-13	Pittsburgh Steelers	73,658
11/30	L, 7-34	at Seattle Seahawks	64,680
12/8	L, 20-26	St. Louis Rams	73,108
12/14	L, 20-23 (OT)	at Denver Broncos	75,358
12/21	L, 0-35	Baltimore Ravens	72,548
12/28	W, 22-14	at Cincinnati Bengals	65,362

TEAM STATISTICS	BROWNS	OPPONENT
Total First Downs	276	283
Rushing	91	100
Passing	153	160
Penalty	32	23
3rd Down: Made/Att	74/202	87/222
3rd Down Pct.	36.6%	39.2%
4th Down: Made/Att	6/18	8/13
4th Down Pct.	33.3%	61.5%
Possession Avg.	29.21	30.39
Total Net Yards	4,504	4,959
Yds. Per Game	281.5	309.9
Total Plays	961	994
Avg. Per Play	4.7	5.0
Net Yards Rushing	1,670	2,113
Avg. Per Game	104.4	132.1
Total Rushes	412	457
Net Yards Passing	2,834	2,846
Avg. Per Game	177.1	177.9
Sacked/Yards Lost	40/282	35/203
Gross Yards	3,116	3,049
Att./Completions	509/313	502/297
Completion Pct.	61.5%	59.2%
Had Intercepted	18	15
Punts/Avg.	73/41.8	76/41.4
Net Punting Avg.	73/34.7	76/35.3
Penalties/Yards Lost	98/767	141/1,095
Fumbles/Ball Lost	32/15	24/7
Touchdowns	27	31
Rushing	8	14
Passing	17	13
Returns	2	4

SCORE BY PERIODS	1ST	2ND	3RD	4TH	OT	TOT
Browns	46	79	50	79	0	254
Opponents	74	102	59	84	3	322

SCORING	RU	PA	ST	DF	PAT	ZRU	ZPA	FG	SAP	TF
Dawson, Phil	0	0	0	0	20/21	0	0	18/21	0	74
Davis, Andre'	0	5	0	0	0	0	0	0	0	30
Conway, Brett	0	0	0	0	3/3	0	0	5/7	0	18
Jackson, James	3	0	0	0	0	0	0	0	0	18
Morgan, Quincy	0	3	0	0	0	0	0	0	0	18
Heinrich, Keith	0	2	0	0	0	0	0	0	0	12
Johnson, Kevin	0	2	0	0	0	0	0	0	0	12

PASSING	ATT	CMP	YDS	PCT	AV/AT	TD	TD%	INT	INT%	LG	TKLD	RATING
Holcomb, Kelly	302	193	1,797	63.9	5.95	10	3.3	12	4.0	68	21/166	74.6
Couch, Tim	203	120	1,319	59.1	6.50	7	3.4	6	3.0	71	19/116	77.6
Boyer, Brant	1	0	0	0.0	0.00	0	0.0	0	0.0	0	0/0	39.6
Jackson, Frisman	1	0	0	0.0	0.00	0	0.0	0	0.0	0	0/0	39.6
Johnson, Kevin	1	0	0	0.0	0.00	0	0.0	0	0.0	0	0/0	39.6
Northcutt, Dennis	1	0	0	0.0	0.00	0	0.0	0	0.0	0	0/0	39.6
Browns	509	313	3,116	61.5	6.12	17	3.3	18	3.5	71	40/282	75.2
Opponent	502	297	3,049	59.2	6.07	13	2.6	15	3.0	55	35/203	72.9

2004 (4-12)

COACH: Butch Davis (first 11 games)/Terry Robiskie (final 5 games)

DIVISION FINISH: 4th AFC North

2004 USUAL STARTING LINEUPS

OFFENSE		DEFENSE	
WR 81	Antonio Bryant	LDE 98	Ebenezer Ekuban
LT 77	Ross Verba	LDT 61	Gerard Warren
LG 70	Enoch DeMar	RDT 99	Orpheus Roye
C 50	Jeff Faine	RDE 96	Kenard Lang
RG 63	Kelvin Garmon	WLB 57	Warrick Holdman
RT 73	Joaquin Gonzalez	MLB 54	Andra Davis
TE 82	Steve Heiden	SLB 51	Chaun Thompson
WR 86	Dennis Northcutt	LCB 37	Anthony Henry
OB 5	Jeff Garcia	RCB 33	Daylon McCutcheon
FB 42	Terrelle Smith	SS 24	Robert Griffith
RB 31	William Green	FS 20	Earl Little
	44 Lee Suggs		

RADIO ANNOUNCERS:

Jim Donovan, Doug Dieken (WMMS 100.7 FM, WTAM 1100 AM)

DATE	RESULT	OPPONENT	ATT
9/12	W, 20-3	Baltimore Ravens	73,068
9/19	L, 12-19	at Dallas Cowboys	63,119
9/26	L, 10-27	at New York Giants	78,521
10/3	W, 17-13	Washington Redskins	73,348
10/10	L, 23-34	at Pittsburgh Steelers	63,609
10/17	W, 34-17	Cincinnati Bengals	73,263
10/24	L, 31-34 (OT)	Philadelphia Eagles	73,394
11/7	L, 13-27	at Baltimore Ravens	69,781
11/14	L, 10-24	Pittsburgh Steelers	73,703
11/21	L, 7-10	New York Jets	72,547
11/28	L, 48-58	at Cincinnati Bengals	65,677
12/5	L, 15-42	New England Patriots	73,028
12/12	L, 7-37	at Buffalo Bills	72,330
12/19	L, 0-21	San Diego Chargers	72,489
12/26	L, 7-10	at Miami Dolphins	73,169
1/2	W, 22-14	at Houston Texans	70,724

TEAM STATISTICS	BROWNS	OPPONENT
Total First Downs	245	307
Rushing	94	141
Passing	125	144
Penalty	26	22
3rd Down: Made/Att	59/203	78/216
3rd Down Pct.	29.1%	36.1%
4th Down: Made/Att	7/16	7/16
4th Down Pct.	43.8%	43.8%
Possession Avg.	28:03	31:57
Total Net Yards	4,481	5,215
Avg. Per Game	280.1	325.9
Total Plays	921	1,024
Avg. Per Play	4.9	5.1
Net Yards Rushing	1,657	2,314
Avg. Per Game	103.6	144.6
Total Rushes	441	532
Net Yards Passing	2,824	2,901
Avg. Per Game	176.5	181.3
Sacked/Yards Lost	41/252	32/190
Gross Yards	3,076	3,091
All./Completions	439/251	460/277
Completion Pct.	57.2%	60.2%
Had Intercepted	21	15
Punts/Average	85/40.0	85/41.6
Net Punting Avg.	85/35.4	85/33.9
Penalties/Yards	115/854	109/890
Fumbles/Ball Lost	32/19	20/13
Touchdowns	29	45
Rushing	6	22
Passing	21	17
Returns	2	6

SCORE BY PERIODS	1ST	2ND	3RD	4TH	OT	TOT
Browns	67	62	55	92	0	276
Opponents	107	107	72	101	3	390

SCORING	RU	PA	ST	DF	PAT	2RU	2PA	FG	SAF	TP
Dawson, Phil	0	0	0	0	28/28	0	0	0	24/29	0
Heiden, Steve	0	5	0	0	0	0	0	0	0	32
Bryant, Antonio	0	4	0	0	0	0	0	0	0	24
Shea, Aaron	0	4	0	0	0	0	0	0	0	24
Morgan, Quincy	0	3	0	0	0	0	0	0	0	18
Suggs, Lee	2	1	0	0	0	0	0	0	0	18

Davis, Andre'	0	2	0	0	0	0	0	0	0	12
Garcia, Jeff	2	0	0	0	0	0	0	0	0	12
Green, William	2	0	0	0	0	0	0	0	0	12
Northcutt, Dennis	0	2	0	0	0	0	0	0	0	12
Alston, Richard	0	0	1	0	0	0	0	0	0	6
Crocker, Chris	0	0	1	0	0	0	0	0	0	6
Browns	6	21	2	0	28/28	0	0	0	24/29	0
Opponents	22	17	6	0	44/44	0	0	0	24/28	1

SACKS: E. Ekuban 8.0, K. Lang 7.0, G. Warren 4.0, A. McKinley 3.0, C. Thompson 2.5, C. Crocker 2.0, T. Rogers 1.5, O. Roye 1.0, M. Myers 1.0, R. Griffith 1.0, W. Holdman 0.5, A. Davis 0.5 Browns: 32.0, Opponents: 41.0

RUSHING	NO	YDS	AVG	LG	TD
Suggs, Lee	199	744	3.7	39	2
Green, William	163	585	3.6	46	2
Garcia, Jeff	35	169	4.8	21	2
Jackson, James	12	81	6.8	38	0
Echemandu, Adam	8	25	3.1	6	0
McCown, Luke	6	25	4.2	11	0
Northcutt, Dennis	8	19	2.4	8	0
Smith, Terelle	4	9	2.3	4	0
Jackson, Frisman	1	4	4.0	4	0
Frost, Derrick	1	1	1.0	1	0
Holcomb, Kelly	3	-2	-0.7	0	0
Davis, Andre'	1	-3	-3.0	-3	0
Browns	441	1,657	3.8	46	6
Opponents	532	2,314	4.3	52	22

RECEIVING	NO	YDS	AVG	LG	TD
Bryant, Antonio	42	546	13.0	55	4
Northcutt, Dennis	55	806	14.7	58	2
Heiden, Steve	28	287	10.3	30	5
Shea, Aaron	26	252	9.7	35	4
Suggs, Lee	20	178	8.9	59	1
Davis, Andre'	16	416	26.0	99	2
Green, William	14	84	6.0	17	0
Jackson, Frisman	13	168	12.9	24	0
Morgan, Quincy	9	144	16.0	46	3
Smith, Terelle	7	39	5.6	16	0
Jackson, James	6	22	3.7	13	0
Winstow, Kellen	5	50	10.0	21	0
King, Andrew	5	49	9.8	16	0
Echemandu, Adam	3	25	8.3	19	0
Mustard, Chad	1	9	9.0	9	0
Heinrich, Keith	1	1	1.0	1	0
Browns	251	3,076	12.3	99	21
Opponents	277	3,091	11.2	72	17

INTERCEPTIONS	NO	YDS	AVG	LG	TD
Henry, Anthony	4	83	20.8	51	0
Davis, Andre'	3	35	11.7	30	0
Sanders, Lewis	2	36	18.0	24	0
McCutcheon, Daylon	2	0	0.0	2	0
Gardner, Barry	1	30	30.0	30	0
Little, Earl	1	28	28.0	28	0
Crocker, Chris	1	20	20.0	20	1
Griffith, Robert	1	18	18.0	18	0
Browns	15	250	16.7	51	1
Opponents	21	232	11.0	106	2

PUNTING	NO	YDS	AVG	IN20	TB	LG	BLK
Frost, Derrick	85	3,404	40.0	35.4	4	24	54
Browns	85	3,404	40.0	35.4	4	24	54
Opponents	85	3,537	41.6	33.9	11	21	62

PUNT RETURNS	NO	FC	YDS	AVG	LG	TD
Northcutt, Dennis	36	12	432	12.0	44	0
Browns	36	12	432	12.0	44	0
Opponents	48	10	313	6.5	49	0

KICKOFF RETURNS	NO	YDS	AVG	LG	TD
Alston, Richard	46	1,016	22.1	93	1
Brown, Dee	13	243	18.7	30	0
King, Andre	5	95	19.0	24	0
Jackson, Frisman	4	70	17.5	22	0
Jackson, James	2	39	19.5	23	0
Mustard, Chad	2	13	6.5	9	0
Shea, Aaron	2	19	9.5	13	0
Sanders, Lewis	1	9	9.0	10	0
Browns	75	1,504	20.1	93	1
Opponents	59	1,336	22.6	93	1

FIELD GOALS	1-19	20-29	30-39	40-49	50+	TOT
Dawson, Phil	0/0	11/11	6/8	6/9	1/1	24/29
Browns	0/0	11/11	6/8	6/9	1/1	24/29
Opponents	0/0	7/8	9/9	6/9	2/2	24/28

PASSING	ATT	CMP	YDS	PCT	AV/AT	TD	TD%	INT	INT%	LG	TKLD	RATING
Garcia, Jeff	252	144	1,731	57.1	6.87	10	4.0	9	3.6	99	24/99	76.7
McCown, Luke	98	48	608	49.0	6.20	4	4.1	7	7.1	58	12/122	52.6
Holcomb, Kelly	87	59	737	67.8	8.47	7	8.0	5	5.7	55	5/31	96.8
Echemandu, Adam	1	0	0	0.0	0.00	0	0.0	0	0.0	0	0/0	39.6
Jackson, Frisman	1	0	0	0.0	0.00	0	0.0	0	0.0	0	0/0	39.6
Browns	439	251	3,076	57.2	7.01	21	4.8	21	4.8	99	41/252	74.9
Opponents	460	277	3,091	60.2	6.72	17	3.7	15	3.3	72	32/190	79.0

2005 (6-10)

COACH: Romeo Crennel
 DIVISION FINISH: 4th AFC North
 2005 USUAL STARTING LINEUPS

OFFENSE		DEFENSE	
WR 81 Antonio Bryant	LDE 97 Alvin McKinley		
LT 70 L.J. Shelton	NT 95 Jason Fisk		
LG 63 Joe Andruzzi	RDE 99 Orpheus Roye		
C 50 Jeff Faine	LLB 55 Matt Stewart		
RG 60 Cosey Coleman	MLB 54 Andra Davis		
RT 72 Ryan Tucker	WLB 58 Ben Taylor		
TE 82 Steve Heiden	RLB 51 Chaun Thompson		
WR 86 Dennis Northcutt	LCB 24 Gary Baxter		
QB 8 Trent Dilfer	28 Leigh Bodden		
9 Charlie Frye	RCB 33 Daylon McCutcheon		
FB 42 Terrelle Smith	SS 25 Chris Crocker		
RB 34 Reuben Droughns	FS 27 Brian Russell		

RADIO ANNOUNCERS:
 Jim Donovan, Doug Dieken (WMMS 100.7 FM, WTAM 1100 AM)

DATE	RESULT	OPPONENT	ATT
9/11	L, 13-27	Cincinnati Bengals	73,013
9/18	W, 26-24	at Green Bay Packers	70,400
9/25	L, 6-13	at Indianapolis Colts	57,127
10/9	W, 20-10	Chicago Bears	73,079
10/16	L, 3-16	at Baltimore Ravens	70,196
10/23	L, 10-13	Detroit Lions	72,923
10/30	L, 16-19	at Houston Texans	70,064
11/6	W, 20-14	Tennessee Titans	72,594
11/13	L, 21-34	at Pittsburgh Steelers	63,491
11/20	W, 22-0	Miami Dolphins	72,773
11/27	L, 12-24	at Minnesota Vikings	63,814
12/4	L, 14-20	Jacksonville Jaguars	70,941
12/11	L, 20-23	at Cincinnati Bengals	65,788
12/18	W, 9-7	at Oakland Raiders	41,862
12/24	L, 0-41	Pittsburgh Steelers	73,136
1/6	W, 20-16	Baltimore Ravens	69,871

TEAM STATISTICS	BROWNS	OPPONENT
Total First Downs	241	292
Rushing	76	116
Passing	149	161
Penalty	16	15
3rd Down: Made/Att	67/203	87/215
4th Down: Made/Att	7/18	8/18
Possession Avg.	28.00	32.00
Total Net Yards	4,550	5,049
Avg. Per Game	284.3	316.8
Total Plays	938	1,021
Avg. Per Play	4.9	5.0
Net Yards Rushing	1,503	2,202
Avg. Per Game	93.9	137.6
Total Rushes	395	527
Net Yards Passing	3,047	2,867
Avg. Per Game	190.4	179.2
Sacked/Yards Lost	46/276	23/142
Gross Yards	3,323	3,009
Att./Completions	498/297	471/279
Had Intercepted	17	15
Punts/Average	80/40.4	72/42.5
Net Punting Avg.	80/33.8	72/35.1
Penalties/Yards	99/770	97/716
Fumbles/Ball Lost	27/13	21/8
Touchdowns	22	31

SCORE BY PERIODS	1ST	2ND	3RD	4TH	OT	TOT
Browns	56	65	52	59	0	— 232
Opponents	58	102	81	60	0	— 301

SCORING	RU	PA	ST	DF	PAT	2RU	2PA	FG	SAF	TP
Dawson, Phil	0	0	0	0	19/21	0	0	27/29	0	100
Bryant, Antonio	0	4	0	0	0/0	0	0	0/0	0	24
Edwards, Braylon	0	3	0	0	0/0	0	0	0/0	0	18
Heiden, Steve	0	3	0	0	0/0	0	0	0/0	0	18
Northcutt, Dennis	0	2	1	0	0/0	0	0	0/0	0	18
Droughns, Reuben	2	0	0	0	0/0	0	0	0/0	0	12
Bodden, Leigh	0	0	1	0	0/0	0	0	0/0	0	6
Cribbs, Joshua	0	0	1	0	0/0	0	0	0/0	0	6

PASSING	ATT	CMP	YDS	PCT	AV/AT	TD	TD%	INT	INT%	LG	TKLD	RATING
Dilfer, Trent	333	199	2,321	59.8	6.97	11	3.3	12	3.6	80t	23/139	76.9
Frye, Charlie	164	98	1,002	59.4	6.07	4	2.4	5	3.6	45	22/135	72.8
Jackson, Frisman	0	0	0	0	0	0	0	0	0	0	1/2	0
Browns	498	297	3,323	59.6	6.67	15	3.0	17	3.6	80t	46/276	75.4
Opponents	471	279	3,009	59.2	6.39	19	4.0	15	3.2	51t	23/142	78.2

Frye, Charlie	1	0	0	0	0/0	0	0	0/0	0	6	
Jackson, Frisman	0	1	0	0	0/0	0	0	0/0	0	6	
Shea, Aaron	0	1	0	0	0/0	0	0	0/0	0	6	
Smith, Terrelle	0	1	0	0	0/0	0	0	0/0	0	6	
Wright, Jason	1	0	0	0	0/0	0	0	0/0	0	6	
Browns	4	15	3	0	19/21	0	0	0	27/29	0	232
Opponents	11	19	1	0	31/31	0	0	0	28/35	0	301

SACKS: A.McKinley 5.0, C.Thompson 5.0, O.Royce 3.0, A.Davis 2.0, C.Crocker 2.0, K.Lang 2.0, N.Eason 2.0, E.Kelley 1.0, B.Pool 1.0 Browns: 23.0, Opponents: 46.0

RUSHING	NO	YDS	AVG	LG	TD
Droughns, Reuben	309	1,232	4.0	75t	2
Green, William	20	78	3.9	17	0
Frye, Charlie	18	60	3.3	16	1
Dilfer, Trent	20	46	2.3	12	0
Northcutt, Dennis	2	33	16.5	31	0
Wright, Jason	11	27	2.5	6t	1
Suggs, Lee	8	15	1.9	7	0
Smith, Terrelle	6	9	1.5	4	0
Bryant, Antonio	1	3	3.0	3	0
Browns	395	1,503	3.8	75t	4
Opponents	527	2,202	4.2	80t	11

RECEIVING	NO	YDS	AVG	LG	TD
Bryant, Antonio	69	1,009	14.6	54	4
Heiden, Steve	43	401	9.3	62t	3
Northcutt, Dennis	42	441	10.5	58t	2
Droughns, Reuben	39	369	9.5	51	0
Edwards, Braylon	32	512	16.0	80t	3
Jackson, Frisman	24	287	12.0	68t	1
Shea, Aaron	18	153	8.5	27	1
Smith, Terrelle	12	58	4.8	9	1
Suggs, Lee	6	26	4.3	8	0
Green, William	5	30	6.0	14	0
Wright, Jason	3	15	5.0	15	0
Irons, Paul	2	16	8.0	14	0
Cribbs, Joshua	1	7	7.0	7	0
Faine, Jeff	1	-1	-1.0	-1	0
Browns	297	3,323	11.2	80t	15
Opponents	279	3,009	10.8	51t	19

INTERCEPTIONS	NO	YDS	AVG	LG	TD
Russell, Brian	3	50	16.7	37	0
Bodden, Leigh	3	6	2.0	6	0
Crocker, Chris	2	35	17.5	24	0
McCutcheon, Daylon	2	14	7.0	14	0
Baxter, Gary	2	10	5.0	10	0
Davis, Andre'	1	14	14.0	14	0
Pool, Brodney	1	1	1.0	1	0
Stewart, Matt	1	0	0.0	0	0
Browns	15	130	8.7	37	0
Opponents	17	215	12.6	72	0

PUNTING	NO	YDS	AVG	IN20	TB	LG	BLK
Richardson, Kyle	78	3,181	40.8	34.0	9	61	0
Dawson, Phil	2	53	26.5	0	31	0	0
Browns	80	3,234	40.4	33.8	9	61	0
Opponents	72	3,058	42.5	35.1	8	60	0

PUNT RETURNS	NO	FC	YDS	AVG	LG	TD
Northcutt, Dennis	35	13	368	10.5	62t	1
Cribbs, Joshua	1	0	5	5.0	5	0
Jones, Sean	1	0	0	0.0	0	0
Browns	37	13	373	10.1	62t	1
Opponents	36	9	347	9.6	51	0

KICKOFF RETURNS	NO	YDS	AVG	LG	TD
Cribbs, Joshua	45	1,094	24.3	90t	1
Droughns, Reuben	5	119	23.8	35	0
Green, William	5	79	15.8	22	0
Perkins, Antonio	3	82	27.3	35	0
McIntyre, Carey	3	47	15.7	17	0
Shea, Aaron	3	29	9.7	13	0
Smith, Terrelle	2	24	12.0	13	0
Wright, Jason	1	17	17.0	17	0
Jackson, Frisman	1	15	15.0	15	0
Browns	68	1,506	22.1	90t	1
Opponents	56	1,182	21.1	63	0

FIELD GOALS	1-19	20-29	30-39	40-49	50+	TOT
Dawson, Phil	2/2	11/11	9/11	5/5	0/0	27/29
Browns	2/2	11/11	9/11	5/5	0/0	27/29
Opponents	0/0	10/10	11/12	6/10	1/3	28/35

2006 (4-12)

COACH: Romeo Crennel
DIVISION FINISH: 4th AFC North
2006 USUAL STARTING LINEUPS

OFFENSE

WR	84	Joe Jurevicius
LT	77	Kevin Shaffer
LG	63	Joe Andruzzi
C	66	Hank Fraley
RG	60	Cosey Coleman
RT	72	Ryan Tucker
TE	80	Kellen Winslow
WR	17	Brayton Edwards
QB	9	Charlie Frye
FB	42	Terrelle Smith
RB	34	Reuben Droughns

DEFENSE

LDE	99	Orpheus Roye
NT	92	Ted Washington
RDE	97	Alvin McKinley
LLB	55	Willie McGinest
MLB	54	Andra Davis
WLB	58	D'Qwell Jackson
RLB	95	Kameron Wimbley
LCB	28	Leigh Bodden
RCB	39	Daven Holly
SS	26	Sean Jones
FS	27	Brian Russell

RADIO ANNOUNCERS:

Jim Donovan, Doug Dieken (WMMS 100.7 FM, WTAM 1100 AM)

DATE	RESULT	OPPONENT	ATT
9/10	L, 14-19	New Orleans Saints	72,915
9/17	L, 17-34	at Cincinnati Bengals	66,072
9/24	L, 14-15	Baltimore Ravens	72,474
10/1	W, 24-21	at Oakland Raiders	61,426
10/8	L, 12-20	at Carolina Panthers	73,520
10/22	L, 7-17	Denver Broncos	73,024
10/29	W, 20-13	New York Jets	72,507
11/5	L, 25-32	at San Diego Chargers	65,558
11/12	W, 17-13	at Atlanta Falcons	70,793
11/19	L, 20-24	Pittsburgh Steelers	73,296
11/26	L, 0-30	Cincinnati Bengals	72,926
12/3	W, 31-28 (OT)	Kansas City Chiefs	71,927
12/7	L, 7-27	at Pittsburgh Steelers	55,246
12/17	L, 17-27	at Baltimore Ravens	70,857
12/24	L, 7-22	Tampa Bay Buccaneers	69,603
12/31	L, 6-14	at Houston Texans	70,097

TEAM STATISTICS

	BROWNS	OPPONENT
Total First Downs	250	303
Rushing	72	107
Passing	153	178
Penalty	25	18
3rd Down: Made/Att	70/209	100/228
3rd Down Pct.	33.5%	43.9%
4th Down: Made/Att	6/15	4/10
4th Down Pct.	40.0%	40.0%
Possession Avg.	29.21	30.39
Total Net Yards	4,233	5,517
Avg. Per Game	264.6	344.8
Total Plays	938	1,041
Avg. Per Play	4.5	5.3
Net Yards Rushing	1,335	2,275
Avg. Per Game	83.4	142.2
Total Rushes	372	514
Net Yards Passing	2,898	3,242
Avg. Per Game	181.1	202.6
Sacked/Yards Lost	54/349	28/137
Gross Yards	3,247	3,379
Att./Completions	512/318	499/283
Completion Pct.	62.1%	56.7%
Had Intercepted	25	18
Punts/Average	83/43.6	77/43.0
Net Punting Avg.	37.9	36.9
Penalties/Yards	74/687	84/678
Fumbles/Ball Lost	23/17	13/9
Touchdowns	25	40
Rushing	7	14
Passing	15	20
Returns	3	6

SCORE BY PERIODS

	1ST	2ND	3RD	4TH	OT	TOT
Browns	29	74	41	91	3	— 238
Opponents	64	90	95	107	0	— 356

SCORING

	RU	PA	ST	DF	PAT	2RU	2PA	FG	SAF	TP
Dawson, Phil	0	0	0	0	25/25	0	0	21/29	0	88
Edwards, Brayton	6	0	6	0	0/0	0	0	0/0	0	36
Droughns, Reuben	4	4	0	0	0/0	0	0	0/0	0	24
Jurevicius, Joe	3	0	3	0	0	0	0/0	0/0	0	18

PASSING

	ATT	CMP	YDS	PCT	AV/AT	TD	TD%	INT	INT%	LG	TKLD	RATING
Frye, Charlie	393	252	2,454	64.1	6.2	10	2.5	17	4.3	75	44/262	72.0
Anderson, Derek	117	66	793	56.4	6.8	5	4.3	8	6.8	54	8/66	63.1
Dorsey, Ken	1	0	0	0.0	0.0	0	0.0	0	0.0	0	1/7	39.6
Cribbs, Joshua	1	0	0	0.0	0.0	0	0.0	0	0.0	0	0/0	39.6
Winslow, Kellen	0	0	0	0.0	0.0	0	0.0	0	0.0	0	1/14	0.0
Browns	512	318	3,247	62.1	6.3	15	2.9	25	4.9	75	54/349	69.7
Opponents	499	283	3,379	56.7	6.8	20	4.0	18	3.6	77	28/137	75.9

Frye, Charlie	3	3	0	0	0	0	0/0	0/0	0	18
Winslow, Kellen	3	0	3	0	0	0	0/0	0/0	0	18
Holly, Daven	2	0	0	2	0	0	0/0	0/0	0	12
Heiden, Steve	2	0	2	0	0	0	0/0	0/0	0	12
Dinkins, Darnell	1	0	1	0	0	0	0/0	0/0	0	6
Cribbs, Joshua	1	0	0	1	0	0	0/0	0/0	0	6
Browns	25	7	15	3	0	0	25/25	21/29	0	238
Opponents	40	14	20	6	0	0	36/38	26/31	1	356

SACKS: K.Wimbley 11.0, S.Fraser 4.5, W.McGinest 4.0, C.Thompson 2.0, A.McKinley 1.0, M.Stewart 1.0, A.Davis 1.0, B.Pool 1.0, L.Williams 1.0, O.Roye 1.0, S.Jones 0.5
Browns: 28.0, Opponents: 54.0

RUSHING

	NO	YDS	AVG	LG	TD
Droughns, Reuben	220	758	3.4	22	4
Frye, Charlie	47	215	4.6	17	3
Wright, Jason	62	189	3.0	18	0
Harrison, Jerome	20	60	3.0	15	0
Anderson, Derek	4	47	11.8	33	0
Northcutt, Dennis	3	32	10.7	16	0
Smith, Terrelle	8	14	1.8	3	0
Cribbs, Joshua	2	11	5.5	9	0
Edwards, Brayton	3	7	2.3	8	0
Vickers, Lawrence	3	2	0.7	2	0
Browns	372	1,335	3.6	33	7
Opponents	514	2,275	4.4	59	14

RECEIVING

	NO	YDS	AVG	LG	TD
Winslow, Kellen	89	875	9.8	40	3
Edwards, Brayton	61	884	14.5	75	6
Jurevicius, Joe	40	495	12.4	52	3
Heiden, Steve	36	249	6.9	13	2
Droughns, Reuben	27	169	6.3	24	0
Northcutt, Dennis	22	228	10.4	43	0
Cribbs, Joshua	10	91	9.1	14	0
Harrison, Jerome	9	47	5.2	12	0
Smith, Terrelle	8	21	2.6	7	0
Wright, Jason	6	82	13.7	54	0
Vickers, Lawrence	6	60	10.0	29	0
Wilson, Travis	2	32	16.0	16	0
Dinkins, Darnell	2	14	7.0	11	1
Browns	318	3,247	10.2	75	15
Opponents	283	3,379	11.9	77	20

INTERCEPTIONS

	NO	YDS	AVG	LG	TD
Holly, Daven	5	127	25.4	57	1
Jones, Sean	5	46	9.2	19	0
Bodden, Leigh	2	48	24.0	35	0
Davis, Andre	2	19	9.5	19	0
Baxter, Gary	1	10	10.0	10	0
Russell, Brian	1	6	6.0	6	0
McGinest, Willie	1	0	0.0	0	0
Pool, Brodney	1	0	0.0	0	0
Browns	18	256	14.2	57	1
Opponents	25	273	10.9	37	2

PUNTING

	NO	YDS	AVG	IN20	TB	LG	BLK
Zasludil, Dave	81	3,563	44.0	38.4	7	61	0
Dawson, Phil	2	58	29.0	19.0	1	31	0
Browns	83	3,621	43.6	37.9	8	61	0
Opponents	77	3,309	43.0	36.9	5	69	0

PUNT RETURNS

	NO	FC	YDS	AVG	LG	TD
Northcutt, Dennis	28	13	312	11.1	81	0
Cribbs, Joshua	6	3	51	8.5	34	0
Jones, Sean	1	0	8	8.0	8	0
Unck, Mason	1	0	0	0.0	0	0
Browns	36	16	371	10.3	81	0
Opponents	43	11	312	7.3	37	0

KICKOFF RETURNS

	NO	YDS	AVG	LG	TD
Cribbs, Joshua	61	1,494	24.5	92	1
Vickers, Lawrence	5	84	16.8	22	0
Dinkins, Darnell	3	44	14.7	20	0
Heiden, Steve	1	11	11.0	11	0
Friedman, Lennie	1	2	2.0	2	0
Browns	71	1,635	23.0	92	1
Opponents	48	1,053	21.9	99	1

FIELD GOALS

	1-19	20-29	30-39	40-49	50+	TOT
Dawson, Phil	0/0	5/6	9/10	6/12	1/1	21/29
Browns	0/0	5/6	9/10	6/12	1/1	21/29
Opponents	1/1	12/12	6/7	6/8	1/3	26/31

2007 (10-6)

COACH: Romeo Crennel			
DIVISION FINISH: 2nd AFC North			
2007 USUAL STARTING LINEUPS			
OFFENSE		DEFENSE	
WR 84 Joe Jurevicius	LDE 99 Orpheus Roye	91 Shaun Smith	
LT 73 Joe Thomas	NT 78 Elhan Kelley	92 Ted Washington	
LG 65 Eric Steinbach	RDE 98 Robaire Smith	LLB 55 Willie McClinst	
C 66 Hank Fraley	92	MLB 54 Andra Davis	
RG 68 Selt McKinney	RDE 98	WLB 58 D'owell Jackson	
72 Ryan Tucker	LLB 55	RLB 95 Kamerion Wimbley	
RT 77 Kevin Shaffer	MLB 54	LCB 28 Leigh Bodden	
TE 80 Kellen Winslow	WLB 58	RCB 24 Eric Wright	
WR 17 Braylon Edwards	RLB 95	SS 26 Sean Jones	
QB 3 Derek Anderson	LCB 28	FS 21 Brodney Pool	
FB 47 Lawrence Vickers	RCB 24		
RB 31 Jamal Lewis	SS 26		
	FS 21		
RADIO ANNOUNCERS:			
Jim Donovan, Doug Dieken (WMMS 100.7 FM, WTAM 1100 AM)			

Edwards, Braylon	16	0	16	0	0/0	0/0	0	96
Lewis, Jamal	11	9	2	0	0/0	0/0	0	66
Winslow, Kellen	5	0	5	0	0/0	0/0	1	32
Jurevicius, Joe	3	0	3	0	0/0	0/0	1	20
Cribbs, Joshua	3	0	0	3	0/0	0/0	0	18
Anderson, Derek	3	3	0	0	0/0	0/0	0	18
Vickers, Lawrence	2	0	2	0	0/0	0/0	0	12
Pool, Brodney	1	0	0	1	0/0	0/0	0	6
Carter, Tim	1	0	1	0	0/0	0/0	0	6
Wright, Jason	1	1	0	0	0/0	0/0	0	6
Browns	46	13	29	4	42/43	26/30	2	402
Opponents	41	8	29	4	38/38	32/35	1	382

SACKS: K.Wimbley 5.0, R.Smith 4.0, A.Peek 4.0, L.Williams 4.0, W.McGinest 3.0, S.Smith 2.0, E.Wright 1.0, E.Kelley 1.0, M.Adams 1.0, D.Jackson 1.0, C.Thompson 1.0, S.Jones 0.5, O.Roye 0.5
Browns: 28.0, Opponents: 19.0

RUSHING	NO	YDS	AVG	LG	TD
Lewis, Jamal	298	1,304	4.4	66t	9
Wright, Jason	60	277	4.6	18	1
Harrison, Jerome	23	142	6.2	17	0
Anderson, Derek	32	70	2.2	11	3
Cribbs, Joshua	9	61	6.8	18	0
Vickers, Lawrence	15	43	2.9	7	0
Frye, Charlie	1	1	1.0	1	0
Zastudil, Dave	2	-3	-1.5	0	0
Browns	440	1,895	4.3	66t	13
Opponents	460	2,072	4.5	37	8

RECEIVING	NO	YDS	AVG	LG	TD
Winslow, Kellen	82	1,106	13.5	49	5
Edwards, Braylon	80	1,289	16.1	78t	16
Jurevicius, Joe	50	614	12.3	50	3
Lewis, Jamal	30	248	8.3	34	2
Wright, Jason	24	233	9.7	23	0
Vickers, Lawrence	13	91	7.0	25	2
Heiden, Steve	12	104	8.7	27	0
Carter, Tim	8	117	14.6	22	1
Cribbs, Joshua	3	37	12.3	18	0
Harrison, Jerome	2	19	9.5	15	0
Dinkins, Darnell	1	8	8.0	8	0
Browns	305	3,866	12.7	78t	29
Opponents	340	3,867	11.4	42	29

INTERCEPTIONS	NO	YDS	AVG	LG	TD
Bodden, Leigh	6	75	12.5	26	0
Jones, Sean	5	37	7.4	26	0
Pool, Brodney	2	103	51.5	100t	1
McDonald, Brandon	2	0	0.0	0	0
Jackson, D'Qwell	1	1	1.0	1	0
Wright, Eric	1	0	0.0	0	0
Browns	17	216	12.7	100t	1
Opponents	20	422	21.1	71t	2

PUNTING	NO	YDS	AVG	NET	TB	IN	LG	B
Zastudil, Dave	49	2,046	41.8	34.6	4	14	64	0
Player, Scott	13	593	45.6	40.3	2	6	57	0
Ernster, Paul	7	256	36.6	35.6	0	2	43	0
Browns	69	2,895	42.0	35.8	6	22	64	0
Opponents	69	2,774	40.2	32.9	5	19	69	0

PUNT RETURNS	NO	FC	YDS	AVG	LG	TD
Cribbs, Joshua	30	10	405	13.5	76t	1
Browns	30	10	405	13.5	76t	1
Opponents	34	8	308	9.1	94t	1

KICKOFF RETURNS	NO	YDS	AVG	LG	TD
Cribbs, Joshua	59	1,809	30.7	100t	2
Dinkins, Darnell	7	62	8.9	19	0
Wright, Jason	3	49	16.3	20	0
Friedman, Lennie	2	14	7.0	13	0
Jurevicius, Joe	1	9	9.0	9	0
Browns	72	1,943	27.0	100t	2
Opponents	76	1,590	20.9	65	0

FIELD GOALS	1-19	20-29	30-39	40-49	50+	TOT
Dawson, Phil	2/2	9/10	7/8	7/8	1/2	26/30
Browns	2/2	9/10	7/8	7/8	1/2	26/30
Opponents	1/1	12/12	11/11	8/11	0/0	32/35

DATE	RESULT	OPPONENT	ATT
9/9	L, 7-34	Pittsburgh Steelers	73,089
9/16	W, 51-45	Cincinnati Bengals	72,801
9/23	L, 24-26	at Oakland Raiders	51,075
9/30	W, 27-13	Baltimore Ravens	73,024
10/7	L, 17-34	at New England Patriots	68,756
10/14	W, 41-31	Miami Dolphins	73,198
10/28	W, 27-20	at St. Louis Rams	62,777
11/4	W, 33-30 (OT)	Seattle Seahawks	72,927
11/11	L, 28-31	at Pittsburgh Steelers	64,781
11/18	W, 33-30 (OT)	at Baltimore Ravens	71,055
11/25	W, 27-17	Houston Texans	72,926
12/2	L, 21-27	at Arizona Cardinals	64,791
12/9	W, 24-18	at New York Jets	76,822
12/16	W, 8-0	Buffalo Bills	73,196
12/23	L, 14-19	at Cincinnati Bengals	66,023
12/30	W, 20-7	San Francisco 49ers	73,041

TEAM STATISTICS	BROWNS	OPPONENT
Total First Downs	315	335
Rushing	110	100
Passing	192	211
Penalty	13	24
3rd Down: Made/Att	86/204	79/215
3rd Down Pct.	42.2%	36.7%
4th Down: Made/Att	6/15	11/25
4th Down Pct.	40.0%	44.0%
Possession Avg.	29:10	30:50
Total Net Yards	5,621	5,753
Avg. Per Game	351.3	359.6
Total Plays	1,004	1,066
Avg. Per Play	5.6	5.4
Net Yards Rushing	1,895	2,072
Avg. Per Game	118.4	129.5
Total Rushes	440	460
Net Yards Passing	3,726	3,681
Avg. Per Game	232.9	230.1
Sacked/Yards Lost	19/140	28/186
Gross Yards	3,866	3,867
Attempts/Completions	545/305	578/340
Completion Pct.	56.0%	58.8%
Had Intercepted	20	17
Punts/Average	69/42.0	69/40.2
Net Punting Avg.	35.8	32.9
Penalties/Yards	114/868	80/581
Fumbles/Ball Lost	22/9	19/10
Touchdowns	46	41
Rushing	13	8
Passing	29	29
Returns	4	4

SCORE BY PERIODS	1ST	2ND	3RD	4TH	OT	TOT
Browns	60	144	87	105	6	402
Opponents	85	112	82	103	0	382

SCORING	TD	RU	PA	RT	PAT	FG	2PT	PTS
Dawson, Phil	0	0	0	0	42/43	26/30	0	120

PASSING	ATT	CMP	YDS	PCT	AVIAT	TD	TD%	INT	INT%	LG	TKLD	RATING
Anderson, Derek	527	298	3,787	56.5	7.2	29	5.5	19	3.6	78t	14/109	82.5
Quinn, Brady	8	3	45	37.5	5.6	0	0.0	0	0.0	18	0/0	56.8
Frye, Charlie	10	4	34	40.0	3.4	0	0.0	1	10.0	15	5/31	10.0
Cribbs, Joshua	0	0	0	0.0	0.0	0	0.0	0	0.0	0	0/0	0.0
Browns	545	305	3,866	56.0	7.1	29	5.3	20	3.7	78t	19/140	80.7
Opponents	578	340	3,867	58.8	6.7	29	5.0	17	2.9	42	28/186	83.4

2008 (4-12)

COACH: Romeo Crennel
DIVISION FINISH: 4th AFC North
2008 USUAL STARTING LINEUPS

OFFENSE		DEFENSE	
WR 18	Donte' Stallworth	LE 99	Corey Williams
12	Syndric Steptoe	NT 92	Shaun Rogers
LT 73	Joe Thomas	RE 99	Shaun Smith
LG 65	Eric Steinbach	93	Louis Leonard
C 66	Hank Fraley	LOLB 55	Willie McGinest
RG 70	Rex Hadnot	MLB 54	Andra Davis
RT 77	Kevin Shaffer	WLB 52	D'owell Jackson
TE 80	Kellen Winslow	ROLB 95	Kameron Wimbley
82	Steve Heiden	LCB 24	Eric Wright
WR 17	Braylon Edwards	RCB 22	Brandon McDonald
QB 3	Derek Anderson	SS 26	Sean Jones
RB 31	Jamal Lewis	SS 26	Sean Jones
FB 47	Lawrence Vickers	20	Mike Adams
41	Charles Ali	FS 21	Brodney Pool

RADIO ANNOUNCERS:
 Jim Donovan, Doug Dieken (WVMS 100.7 FM, WTAM 1100 AM)

DATE	RESULT	OPPONENT	ATT
9/7	L, 10-28	Dallas Cowboys	73,012
9/14	L, 6-10	Pittsburgh Steelers	73,048
9/21	L, 10-28	at Baltimore Ravens	71,104
9/28	W, 20-12	at Cincinnati Bengals	65,541
10/13	W, 35-14	New York Giants	73,102
10/19	L, 11-14	at Washington Redskins	90,487
10/26	W, 23-17	at Jacksonville Jaguars	64,775
11/2	L, 27-37	Baltimore Ravens	73,078
11/6	L, 30-34	Denver Broncos	73,141
11/17	W, 29-27	at Buffalo Bills	71,645
11/23	L, 6-16	Houston Texans	72,077
11/30	L, 6-10	Indianapolis Colts	72,411
12/7	L, 9-28	at Tennessee Titans	69,143
12/15	L, 10-30	at Philadelphia Eagles	69,144
12/21	L, 0-14	Cincinnati Bengals	72,361
12/28	L, 0-31	at Pittsburgh Steelers	63,553

TEAM STATISTICS	BROWNS	OPPONENT
Total First Downs	233	315
Rushing	84	125
Passing	127	176
Penalty	22	14
3rd Down: Made/Att	72/212	95/207
3rd Down Pct.	34.0	45.9
4th Down: Made/Att	6/14	11/17
4th Down Pct.	42.9	64.7
Possession Avg.	27:33	32:27
Total Net Yards	3,985	5,704
Avg. Per Game	249.1	356.5
Total Plays	921	1,004
Avg. Per Play	4.3	5.7
Net Yards Rushing	1,605	2,431
Avg. Per Game	100.3	151.9
Total Rushes	409	541
Net Yards Passing	2,380	3,273
Avg. Per Game	148.8	204.6
Sacked/Yards Lost	24/157	17/90
Gross Yards	2,537	3,363
Att./Completions	488/238	446/286
Completion Pct.	48.8	64.1
Had Intercepted	20	23
Punts/Average	76/45.3	59/40.7
Net Punting Avg.	76/39.3	59/34.1
Penalties/Yards	100/669	95/770
Fumbles/Ball Lost	17/6	19/8
Touchdowns	20	42
Rushing	6	16
Passing	11	19
Returns	3	7

SCORE BY PERIODS	1ST	2ND	3RD	4TH	OT	TOT
Browns	45	76	29	82	0	232
Opponents	51	119	74	106	0	350

SCORING	TD	RU	PA	RT	PAT	FG	2PT	PTS
Dawson, Phil	0	0	0	0	18/18	30/36	0	108
Lewis, Jamal	4	4	0	0	0/0	0/0	0	24
Edwards, Braylon	3	0	3	0	0/0	0/0	2	22
Cribbs, Joshua	3	1	1	1	0/0	0/0	0	18

PASSING	ATT	CMP	YDS	PCT	AV/AT	TD	TD%	INT	INT%	LG	TKLD	RATING
Anderson, Derek	283	142	1,615	50.2	5.71	9	3.2	8	2.8	70	14/ 87	66.5
Dorsey, Ken	91	43	370	47.3	4.07	0	0.0	7	7.7	28	5/ 43	26.4
Quinn, Brady	89	45	518	50.6	5.82	2	2.2	2	2.2	42	1/ 9	66.6
Gradkowski, Brad	21	7	26	33.3	1.24	0	0.0	3	14.3	12	4/ 18	2.8
Cribbs, Joshua	4	1	8	25.0	2.00	0	0.0	0	0.0	8	0/ 0	39.6
Browns	488	238	2,537	48.8	5.20	11	2.3	20	4.1	70	24/ 157	54.8
Opponents	446	286	3,363	64.1	7.54	19	4.3	23	5.2	93t	17/ 90	79.7

Winslow, Kellen	3	0	3	0	0/0	0/0	0	18
Harrison, Jerome	2	1	1	0	0/0	0/0	0	12
Dinkins, Darnell	1	0	1	0	0/0	0/0	0	6
McDonald, Brandon	1	0	0	1	0/0	0/0	0	6
Stallworth, Donte	1	0	1	0	0/0	0/0	0	6
Wright, Eric	1	0	0	1	0/0	0/0	0	6
Wright, Jason	1	0	1	0	0/0	0/0	0	6
Browns	20	6	11	3	18/18	30/36	2	232
Opponents	42	16	19	7	41/41	19/28	0	350

SACKS: S.Rogers 4.5, K.Wimbley 4.0, A.Hall 3.0, D.Jackson 2.0, B.Pool 1.0, W.McGinest 1.0, N.Sorensen 0.5, C.Williams 0.5, S.Thomas 0.5 **Browns:** 17.0, **Opponents:** 24.0

RUSHING	NO	YDS	AVG	LG	TD
Lewis, Jamal	279	1,002	3.6	29	4
Harrison, Jerome	34	246	7.2	72t	1
Cribbs, Joshua	29	167	5.8	27	1
Wright, Jason	23	85	3.7	11	0
Anderson, Derek	25	55	2.2	15	0
Vickers, Lawrence	10	31	3.1	10	0
Quinn, Brady	5	21	4.2	12	0
Gradkowski, Brad	1	2	2.0	2	0
Dorsey, Ken	2	0	0.0	0	0
Stallworth, Donte	1	-4	-4.0	-4	0
Browns	409	1,605	3.9	72t	6
Opponents	541	2,431	4.5	60	16

RECEIVING	NO	YDS	AVG	LG	TD
Edwards, Braylon	55	873	15.9	70	3
Winslow, Kellen	43	428	10.0	30	3
Heiden, Steve	23	249	10.8	51	0
Lewis, Jamal	23	178	7.7	18	0
Wright, Jason	22	156	7.1	17	1
Steptoe, Syndric	19	182	9.6	53	0
Stallworth, Donte	17	170	10.0	19	1
Harrison, Jerome	12	116	9.7	23	1
Vickers, Lawrence	10	78	7.8	21	0
Dinkins, Darnell	5	41	8.2	22t	1
Ali, Charles	4	13	3.3	12	0
Cribbs, Joshua	2	18	9.0	17	1
Rucker, Martin	2	1	7	8.5	9.0
Sanders, Steve	1	18	18.0	18	0
Browns	238	2,537	10.7	70	11
Opponents	286	3,363	11.8	93t	19

INTERCEPTIONS	NO	YDS	AVG	LG	TD
McDonald, Brandon	5	146	29.2	98	1
Jones, Sean	4	27	6.8	20	0
Wright, Eric	3	131	43.7	94t	1
Pool, Brodney	3	45	15.0	24	0
Jackson, D'owell	3	29	9.7	16	0
Adams, Mike	2	18	9.0	18	0
Cousin, Terry	1	4	4.0	4	0
Davis, Andra	1	4	4.0	4	0
Wimbley, Kameron	1	2	2.0	2	0
Browns	23	406	17.7	98	2
Opponents	20	381	19.1	50t	5

PUNTING	NO	YDS	AVG	NET	TB	IN	LG	B
Zastudil, Dave	75	3,410	45.5	39.4	11	23	65	0
Dawson, Phil	1	33	33.0	33.0	0	1	33	0
Browns	76	3,443	45.3	39.3	11	24	65	0
Opponents	59	2,403	40.7	34.1	7	18	59	0

PUNT RETURNS	NO	FC	YDS	AVG	LG	TD
Cribbs, Joshua	28	7	228	8.1	32	0
Steptoe, Syndric	2	0	23	11.5	14	0
Browns	30	7	251	8.4	32	0
Opponents	32	7	235	7.3	44	0

KICKOFF RETURNS	NO	YDS	AVG	LG	TD
Cribbs, Joshua	44	1,110	25.2	92t	1
Dinkins, Darnell	3	37	12.3	14	0
Lawson, Gerard	3	72	24.0	43	0
Steptoe, Syndric	3	61	20.3	23	0
Ali, Charles	1	10	10.0	10	0
Cieslak, Brad	1	7	7.0	7	0
McKinney, Seth	1	0	0.0	0	0
Sowells, Isaac	1	0	0.0	0	0
Wright, Jason	1	15	15.0	15	0
Browns	58	1,312	22.6	92t	1
Opponents	53	1,228	23.2	98t	1

FIELD GOALS	1-19	20-29	30-39	40-49	50+	TOT
Dawson, Phil	0/0	10/10	12/14	5/6	3/6	30/36
Browns	0/0	10/10	12/14	5/6	3/6	30/36
Opponents	0/0	4/4	10/13	4/9	1/2	19/28

2009 (5-11)

COACH: Eric Mangini
 DIVISION FINISH: 4th AFC North
 2009 USUAL STARTING LINEUPS

OFFENSE		DEFENSE	
WR 16	Joshua Cribbs	LE 90	Kenyon Coleman
LT 73	Joe Thomas	NT 92	Shaun Rogers
LG 65	Eric Steinbach	RE 98	Robaire Smith
C 55	Alex Mack	OLB 95	Kameron Wimbley
RG 77	Floyd Womack	ILB 96	David Bowens
RT 78	John St. Clair	ILB 50	Eric Barton
TE 84	Robert Royal	OLB 96	David Bowens
WR 11	Mohamed Massaquoi	LCB 24	Eric Wright
QB 10	Brady Quinn	RCB 22	Brandon McDonald
3	Derek Anderson	20	Mike Adams
RB 31	Jamal Lewis	S 21	Brodney Pool
35	Jerome Harrison	S 26	Abram Elam
FB 47	Lawrence Vickers		

RADIO ANNOUNCERS:
 Jim Donovan, Doug Dieken (WMMS 100.7 FM, WTAM 1100 AM)

DATE	RESULT	OPPONENT	ATT
9/13	L, 20-34	Minnesota Vikings	70,560
9/20	L, 6-27	at Denver Broncos	73,931
9/27	L, 3-34	at Baltimore Ravens	70,950
10/4	L, 20-23 (OT)	Cincinnati Bengals	69,844
10/11	W, 6-3	at Buffalo Bills	70,526
10/18	L, 14-27	at Pittsburgh Steelers	64,398
10/25	L, 3-31	Green Bay Packers	69,797
11/1	L, 6-30	at Chicago Bears	62,262
11/16	L, 0-16	Baltimore Ravens	69,023
11/22	L, 37-38	at Detroit Lions	43,170
11/29	L, 7-16	at Cincinnati Bengals	64,553
12/6	L, 23-30	San Diego Chargers	67,978
12/10	W, 13-6	Pittsburgh Steelers	69,009
12/20	W, 41-34	at Kansas City Chiefs	53,315
12/27	W, 23-9	Oakland Raiders	67,964
1/3	W, 23-17	Jacksonville Jaguars	66,935

TEAM STATISTICS	BROWNS	OPPONENT
Total First Downs	237	336
Rushing	102	120
Passing	118	189
Penalty	17	27
3rd Down: Made/Att	76/233	86/221
3rd Down Pct.	32.6	38.9
4th Down: Made/Att	10/15	10/20
4th Down Pct.	66.7	50.0
Possession Avg.	28.28	31.32
Total Net Yards	4,163	6,229
Avg. Per Game	260.2	389.3
Total Plays	971	1,072
Avg. Per Play	4.3	5.8
Net Yards Rushing	2,087	2,314
Avg. Per Game	130.4	144.6
Total Rushes	498	506
Net Yards Passing	2,076	3,915
Avg. Per Game	129.8	244.7
Sacked/Yards Lost	30/179	40/234
Gross Yards	2,255	4,149
Att./Completions	443/219	526/313
Completion Pct.	49.4	59.5
Had Intercepted	18	10
Punts/Average	94/42.3	77/43.1
Net Punting Avg.	94/37.8	77/35.4
Penalties/Yards	77/678	101/812
Fumbles/Ball Lost	21/13	17/9
Touchdowns	25	41
Rushing	10	15
Passing	11	22
Returns	4	4

SCORE BY PERIODS	1ST	2ND	3RD	4TH	OT	TOT
Browns	66	70	46	63	0	245
Opponents	65	132	87	88	3	375

SCORING	TD	RU	PA	RT	PAT	FG	2PT	PTS
Dawson, Phil	0	0	0	0	18/19	17/19	0	69
Harrison, Jerome	7	5	2	0	0/0	0/0	0	46
Cribbs, Joshua	6	1	1	4	0/0	0/0	0	36
Cundiff, Billy	0	0	0	0	4/4	6/6	0	22

Massaquoi, Mohamed	3	0	3	0	0/0	0/0	0	18
Anderson, Derek	2	2	0	0	0/0	0/0	0	12
Stuckey, Chansi	1	0	1	0	0/0	0/0	0	6
Gaines, Michael	1	0	1	0	0/0	0/0	0	6
Heiden, Steve	1	0	1	0	0/0	0/0	0	6
Jennings, Chris	1	1	0	0	0/0	0/0	0	6
Quinn, Brady	1	1	0	0	0/0	0/0	0	6
Royal, Robert	1	0	1	0	0/0	0/0	0	6
Vickers, Lawrence	1	0	1	0	0/0	0/0	0	6
Lewis, Jamal	0	0	0	0	0/0	0/0	1	2
Browns	25	10	11	4	22/23	23/25	1	245
Opponents	41	15	22	4	39/41	30/36	1	375

SACKS: K.Wimbley 6.5, D.Bowens 5.5, M.Roth 4.0, C.Williams 4.0, M.Benard 3.5, J.Trusnik 2.5, K.Maliava 2.5, S.Rogers 2.0, R.Smith 1.5, B.Schaefering 1.5, K.Coleman 1.5, H.Poteat 1.0, M.Adams 1.0, B.Pool 1.0, A.Elam 1.0, B.McDonald 1.0 Browns: 40.0, Opponents: 30.0

RUSHING	NO	YDS	AVG	LG	TD
Harrison, Jerome	194	862	4.4	71t	5
Lewis, Jamal	143	500	3.5	18	0
Cribbs, Joshua	55	381	6.9	37	1
Jennings, Chris	63	220	3.5	16	1
Quinn, Brady	20	98	4.9	24	1
Davis, James	9	15	1.7	5	0
Anderson, Derek	10	8	0.8	3	2
Stuckey, Chansi	2	6	3.0	6	0
Hodges, Reggie	1	0	0.0	0	0
Massaquoi, Mohamed	1	-3	-3.0	-3	0
Browns	498	2,087	4.2	71t	10
Opponents	506	2,314	4.6	64t	15

RECEIVING	NO	YDS	AVG	LG	TD
Massaquoi, Mohamed	34	624	18.4	59t	3
Harrison, Jerome	34	220	6.5	18	2
Furrey, Mike	23	170	7.4	22	0
Cribbs, Joshua	20	135	6.8	35	1
Stuckey, Chansi	19	198	10.4	40t	1
Moore, Evan	12	158	13.2	24	0
Royal, Robert	11	134	12.2	29	1
Edwards, Brayton	10	139	13.9	24	0
Heiden, Steve	10	73	7.3	14	1
Jennings, Chris	9	56	6.2	19	0
Lewis, Jamal	8	88	11.0	19	0
Vickers, Lawrence	8	27	3.4	12	1
Robiskie, Brian	7	106	15.1	43	0
Gaines, Michael	5	59	11.8	24	1
Estandia, Greg	4	45	11.3	18	0
Davis, James	4	5	1.3	2	0
Quinn, Brady	1	18	18.0	18	0
Browns	219	2,255	10.3	59t	11
Opponents	313	4,149	13.3	75t	22

INTERCEPTIONS	NO	YDS	AVG	LG	TD
Wright, Eric	4	74	18.5	47	0
Pool, Brodney	4	33	8.3	32	0
McDonald, Brandon	1	39	39.0	39	0
Bowens, David	1	15	15.0	15	0
Browns	10	161	16.1	47	0
Opponents	18	281	15.6	48t	2

PUNTING	NO	YDS	AVG	NET	TB	IN	LG	B
Hodges, Reggie	45	1,789	39.8	36.4	3	15	54	0
Zaslusfil, Dave	49	2,188	44.7	39.1	5	25	60	0
Browns	94	3,977	42.3	37.8	8	40	60	0
Opponents	77	3,322	43.1	35.4	7	26	66	0

PUNT RETURNS	NO	FC	YDS	AVG	LG	TD
Cribbs, Joshua	38	3	452	11.9	67t	1
Lawson, Gerard	1	0	4	4.0	4	0
Browns	39	3	456	11.7	67t	1
Opponents	40	21	262	6.6	36	0

KICKOFF RETURNS	NO	YDS	AVG	LG	TD
Cribbs, Joshua	56	1,542	27.5	103t	3
Lawson, Gerard	5	43	8.6	13	0
Harrison, Jerome	3	55	18.3	39	0
Elam, Abram	1	0	0.0	0	0
Estandia, Greg	1	0	0.0	0	0
Furrey, Mike	1	12	12.0	12	0
Trusnik, Jason	1	9	9.0	9	0
Vickers, Lawrence	1	0	0.0	0	0
Browns	69	1,670	24.2	103t	3
Opponents	52	984	18.9	46	0

FIELD GOALS	1-19	20-29	30-39	40-49	50+	TOT
Dawson, Phil	0/0	7/7	5/5	5/6	0/1	17/19
Cundiff, Billy	1/1	4/4	1/1	0/0	0/0	6/6
Browns	1/1	11/11	6/6	5/6	0/1	23/25
Opponents	1/1	7/8	15/18	5/6	2/3	30/36

PASSING	ATT	CMP	YDS	PCT	AV/AT	TD	TD%	INT	INT%	LG	TKLD	RATING
Quinn, Brady	256	136	1,339	53.1	5.23	8	3.1	7	2.7	59t	19/104	67.2
Anderson, Derek	182	81	888	44.5	4.88	3	1.6	10	5.5	43	11/75	42.1
Cribbs, Joshua	4	1	18	25.0	4.50	0	0.0	1	25.0	18	0/0	6.3
Dawson, Phil	1	1	10	100.0	10.00	0	0.0	0	0.0	10	0/0	108.3
Browns	443	219	2,255	49.4	5.09	11	2.5	18	4.1	59t	30/179	55.8
Opponents	526	313	4,149	59.5	7.89	22	4.2	10	1.9	75t	40/234	90.6

2010 (5-11)

COACH: Eric Mangini
 DIVISION FINISH: 3rd AFC North
 2010 USUAL STARTING LINEUPS

OFFENSE		DEFENSE	
WR 11	Mohamed Massaquoi	LE 90	Kenyon Coleman
LT 73	Joe Thomas	NT 71	Ahyba Rubin
LG 65	Eric Steinbach	RE 91	Brian Schaefering
C 55	Alex Mack	OLB 53	Matt Roth
RG 77	Floyd Womack	ILB 51	Chris Gocong
RT 78	John St. Clair	ILB 50	Eric Barton
TE 82	Benjamin Watson	OLB 99	Scott Fujita
WR 80	Brian Robiskie	LCB 21	Eric Wright
OB 12	Coll McCoy	RCB 24	Sheldon Brown
RB 40	Peyton Hillis	S 43	T.J. Ward
FB 47	Lawrence Vickers	S 26	Abram Elam

RADIO ANNOUNCERS:
 Jim Donovan, Doug Dieken (WMMS 100.7 FM, WTAM 1100 AM)

DATE	RESULT	OPPONENT	ATT
9/12	L, 14-17	at Tampa Bay Buccaneers	47,211
9/19	L, 14-16	Kansas City Chiefs	65,377
9/26	L, 17-24	at Baltimore Ravens	71,119
10/3	W, 23-20	Cincinnati Bengals	66,731
10/10	L, 10-20	Atlanta Falcons	65,290
10/17	L, 10-28	at Pittsburgh Steelers	65,168
10/24	W, 30-17	at New Orleans Saints	70,077
11/7	W, 34-14	New England Patriots	66,292
11/14	L, 20-26 (OT)	New York Jets	67,449
11/21	L, 20-24	at Jacksonville Jaguars	62,254
11/28	W, 24-23	Carolina Panthers	64,463
12/5	W, 13-10	at Miami Dolphins	65,942
12/12	L, 6-13	at Buffalo Bills	50,861
12/19	L, 17-19	at Cincinnati Bengals	56,342
12/26	L, 10-20	Baltimore Ravens	65,028
1/2	L, 9-41	Pittsburgh Steelers	68,303

TEAM STATISTICS

	BROWNS	OPPONENT
Total First Downs	265	317
Rushing	87	102
Passing	154	195
Penalty	24	20
3rd Down: Made/Att	75/202	94/224
3rd Down Pct.	37.1	42.9
4th Down: Made/Att	5/7	11/15
4th Down Pct.	71.4	73.3
Possession Avg.	27:55	32:05
Total Net Yards	4,635	5,601
Avg. Per Game	289.7	350.1
Total Plays	927	1,041
Avg. Per Play	5.0	5.4
Net Yards Rushing	1,646	2,070
Avg. Per Game	102.9	129.4
Total Rushes	413	505
Net Yards Passing	2,989	3,531
Avg. Per Game	186.8	220.7
Sacked/Yards Lost	36/214	29/178
Gross Yards	3,203	3,709
Att./Completions	478/296	507/309
Completion Pct.	61.9	60.9
Had Intercepted	18	19
Punts/Average	78/43.9	64/44.0
Net Punting Avg.	39.0	37.8
Penalties/Yards	78/675	85/741
Fumbles/Ball Lost	29/11	16/9
Touchdowns	29	36
Rushing	13	7
Passing	13	26
Returns	3	3

SCORE BY PERIODS

	1ST	2ND	3RD	4TH	OT	TOT
Browns	77	91	37	66	0	271
Opponents	40	134	47	105	6	332

SCORING

	TD	RU	PA	RT	PAT	FG	2PT	PTS
Dawson, Phil	0	0	0	0	28/28	23/28	0	97
Hillis, Peyton	13	11	2	0	0/0	0/0	0	78
Robiskie, Brian	3	0	3	0	0/0	0/0	0	18
Watson, Benjamin	3	0	3	0	0/0	0/0	0	18
Massaquoi, Mohamed	2	0	2	0	0/0	0/0	0	12
Bowens, David	2	0	0	2	0/0	0/0	0	12
Royal, Robert	1	0	1	0	0/0	0/0	0	6
McCoy, Coll	1	0	1	0	0/0	0/0	0	6
Cribbs, Joshua	1	0	1	0	0/0	0/0	0	6

PASSING	ATT	CMP	YDS	PCT	AV/AT	TD	TD%	INT	INT%	LG	TKLD	RATING
McCoy, Coll	222	135	1,576	60.8	7.1	6	2.7	9	4.1	47	23/132	74.5
Delhomme, Jake	149	93	872	62.4	5.9	2	1.3	7	4.7	49	6/49	63.4
Wallace, Seneca	101	64	694	63.4	6.9	4	4.0	2	2.0	65	6/33	88.5
Massaquoi, Mohamed	1	1	29	100.0	29.0	1	100.0	0	0.0	291	0/0	158.3
Cribbs, Joshua	3	2	19	66.7	6.3	0	0.0	0	0.0	10	1/0	84.0
Hillis, Peyton	2	1	13	50.0	6.5	0	0.0	0	0.0	13	0/0	70.0
Browns	478	296	3,203	61.9	6.7	13	2.7	18	3.8	651	36/214	75.0
Opponents	507	309	3,709	60.9	7.3	26	5.1	19	3.7	781	29/178	84.8

Elam, Abram 1 0 0 1 0/0 0/0 0 6
 Stuckey, Chansi 1 1 0 0 0/0 0/0 0 6
 Moore, Evan 1 0 1 0 0/0 0/0 0 6
 Browns 29 13 13 3 28/28 23/28 0 271
 Opponents 36 7 26 3 35/35 27/36 0 332
SACKS: M. Benard 7.5, S. Fujita 3.5, M. Roth 3.5, K. Coleman 2.5, A. Rubin 2.0, A. Elam 2.0, S. Rogers 2.0, C. Gocong 2.0, M. Adams 1.0, J. Trusnik 1.0, J. Haden 1.0, D. Bowens 0.5, D. Robinson 0.5
Browns: 29.0, Opponents: 36.0

RUSHING

	NO	YDS	AVG	LG	TD
Hillis, Peyton	270	1,177	4.4	48	11
McCoy, Coll	28	136	4.9	18	1
Harrison, Jerome	31	91	2.9	39	0
Bell, Mike	31	71	2.3	11	0
Hodges, Reggie	1	68	68.0	68	0
Cribbs, Joshua	20	66	3.3	19	0
Vickers, Lawrence	5	11	2.2	3	0
Wallace, Seneca	7	9	1.3	6	0
Davis, James	4	9	2.3	4	0
Stuckey, Chansi	3	9	3.0	11	1
Michell, Carlton	1	9	9.0	9	0
Clayton, Thomas	1	0	0.0	0	0
Watson, Benjamin	1	-1	-1.0	-1	0
Delhomme, Jake	8	-2	-0.3	2	0
Massaquoi, Mohamed	1	-3	-3.0	-3	0
Figurs, Yamon	1	-4	-4.0	-4	0
Browns	413	1,646	4.0	68	13
Opponents	505	2,070	4.1	55	7

RECEIVING

	NO	YDS	AVG	LG	TD
Watson, Benjamin	68	763	11.2	44	3
Hillis, Peyton	61	477	7.8	47	2
Stuckey, Chansi	40	346	8.7	25	0
Massaquoi, Mohamed	36	483	13.4	41	2
Robiskie, Brian	29	310	10.7	46	3
Cribbs, Joshua	23	292	12.7	65	1
Moore, Evan	16	322	20.1	49	1
Bell, Mike	6	62	10.3	28	0
Royal, Robert	5	56	11.2	20	1
Harrison, Jerome	4	42	10.5	23	0
Vickers, Lawrence	4	15	3.8	10	0
McCoy, Coll	1	13	13.0	13	0
Wallace, Seneca	1	9	9.0	9	0
Aiken, Sam	1	7	7.0	7	0
Smith, Alex	1	6	6.0	6	0
Browns	296	3,203	10.8	65	13
Opponents	309	3,709	12.0	78	26

INTERCEPTIONS

	NO	YDS	AVG	LG	TD
Haden, Joe	6	101	16.8	62	0
Bowens, David	2	94	47.0	64	2
Adams, Mike	2	51	25.5	26	0
Ward, T.J.	2	39	19.5	23	0
Elam, Abram	2	18	9.0	18	0
Brown, Sheldon	2	0	0.0	0	0
Fujita, Scott	1	16	16.0	16	0
Rubin, Ahyba	1	1	1.0	1	0
Wright, Eric	1	0	0.0	0	0
Browns	19	320	16.8	64	2
Opponents	18	267	14.8	64	3

PUNTING

	NO	YDS	AVG	NET	5	IN	LG	B
Hodges, Reggie	78	3,424	43.9	39.0	5	29	59	0
Browns	78	3,424	43.9	39.0	5	29	59	0
Opponents	64	2,817	44.0	37.8	8	27	61	0

PUNT RETURNS

	NO	FC	YDS	AVG	LG	TD
Cribbs, Joshua	20	6	168	8.4	17	0
Stuckey, Chansi	2	3	5	2.5	5	0
Wright, Eric	0	0	62	0	62	0
Smith, Clifton	0	2	0	0	0	0
Browns	22	11	235	10.7	62	0
Opponents	40	13	285	7.1	33	0

KICKOFF RETURNS

	NO	YDS	AVG	LG	TD
Cribbs, Joshua	40	814	20.4	37	0
Smith, Clifton	5	92	18.4	26	0
Bell, Mike	5	55	11.0	31	0
Haden, Joe	4	96	24.0	32	0
Ventrone, Ray	4	47	11.8	17	0
Harrison, Jerome	4	32	8.0	10	0
Benard, Marcus	4	26	6.5	11	0
Vickers, Lawrence	2	13	6.5	10	0
Davis, James	1	11	11.0	11	0
Gocong, Chris	1	5	5.0	5	0
Browns	70	1,191	17.0	37	0
Opponents	54	959	17.8	32	0

FIELD GOALS

	1-19	20-29	30-39	40-49	50+	TOT
Dawson, Phil	3/3	7/7	10/10	3/5	0/3	23/28
Browns	3/3	7/7	10/10	3/5	0/3	23/28
Opponents	1/1	11/12	6/7	8/14	1/2	27/36

RESULTS (1946-2010)

YEAR	LEAGUE	REGULAR SEASON				PLAYOFFS				COMBINED RECORD			
		W	L	T	%	W	L	T	%	W	L	T	%
1946 #	AAFC	12	2	0	0.857	1	0	0	1.000	13	2	0	0.867
1947 #	AAFC	12	1	1	0.923	1	0	0	1.000	13	1	1	0.929
1948 #	AAFC	14	0	0	1.000	1	0	0	1.000	15	0	0	1.000
1949 #	AAFC	9	1	2	0.900	2	0	0	1.000	11	1	2	0.917
1950 #	NFL	10	2	0	0.833	2	0	0	1.000	12	2	0	0.857
1951 #	NFL	11	1	0	0.917	0	1	0	0.000	11	2	0	0.846
1952 #	NFL	8	4	0	0.667	0	1	0	0.000	8	5	0	0.615
1953 #	NFL	11	1	0	0.917	0	1	0	0.000	11	2	0	0.846
1954 #	NFL	9	3	0	0.750	1	0	0	1.000	10	3	0	0.769
1955 #	NFL	9	2	1	0.818	1	0	0	1.000	10	2	1	0.833
1956	NFL	5	7	0	0.417	0	0	0	0.000	5	7	0	0.417
1957 #	NFL	9	2	1	0.818	0	1	0	0.000	9	3	1	0.750
1958 #	NFL	9	3	0	0.750	0	1	0	0.000	9	4	0	0.692
1959	NFL	7	5	0	0.583	0	0	0	0.000	7	5	0	0.583
1960	NFL	8	3	1	0.727	0	0	0	0.000	8	3	1	0.727
1961	NFL	8	5	1	0.615	0	0	0	0.000	8	5	1	0.615
1962	NFL	7	6	1	0.538	0	0	0	0.000	7	6	1	0.538
1963	NFL	10	4	0	0.714	0	0	0	0.000	10	4	0	0.714
1964 #	NFL	10	3	1	0.769	1	0	0	1.000	11	3	1	0.786
1965 #	NFL	11	3	0	0.786	0	1	0	0.000	11	4	0	0.733
1966	NFL	9	5	0	0.643	0	0	0	0.000	9	5	0	0.643
1967 #	NFL	9	5	0	0.643	0	1	0	0.000	9	6	0	0.600
1968 #	NFL	10	4	0	0.714	1	1	0	0.500	11	5	0	0.688
1969 #	NFL	10	3	1	0.769	1	1	0	0.500	11	4	1	0.733
1970	NFL	7	7	0	0.500	0	0	0	0.000	7	7	0	0.500
1971 #	NFL	9	5	0	0.643	0	1	0	0.000	9	6	0	0.600
1972 #	NFL	10	4	0	0.714	0	1	0	0.000	10	5	0	0.667
1973	NFL	7	5	2	0.583	0	0	0	0.000	7	5	2	0.583
1974	NFL	4	10	0	0.286	0	0	0	0.000	4	10	0	0.286
1975	NFL	3	11	0	0.214	0	0	0	0.000	3	11	0	0.214
1976	NFL	9	5	0	0.643	0	0	0	0.000	9	5	0	0.643
1977	NFL	6	8	0	0.429	0	0	0	0.000	6	8	0	0.429
1978	NFL	8	8	0	0.500	0	0	0	0.000	8	8	0	0.500
1979	NFL	9	7	0	0.563	0	0	0	0.000	9	7	0	0.563
1980 #	NFL	11	5	0	0.688	0	1	0	0.000	11	6	0	0.647
1981	NFL	5	11	0	0.313	0	0	0	0.000	5	11	0	0.313
1982 *	NFL	4	5	0	0.444	0	1	0	0.000	4	6	0	0.400
1983	NFL	9	7	0	0.563	0	0	0	0.000	9	7	0	0.563
1984	NFL	5	11	0	0.313	0	0	0	0.000	5	11	0	0.313
1985 #	NFL	8	8	0	0.500	0	1	0	0.000	8	9	0	0.471
1986 #	NFL	12	4	0	0.750	1	1	0	0.500	13	5	0	0.722
1987 #	NFL	10	5	0	0.667	1	1	0	0.500	11	6	0	0.647
1988 *	NFL	10	6	0	0.625	0	1	0	0.000	10	7	0	0.588
1989 #	NFL	9	6	1	0.600	1	1	0	0.500	10	7	1	0.588
1990	NFL	3	13	0	0.188	0	0	0	0.000	3	13	0	0.188
1991	NFL	6	10	0	0.375	0	0	0	0.000	6	10	0	0.375
1992	NFL	7	9	0	0.438	0	0	0	0.000	7	9	0	0.438
1993	NFL	7	9	0	0.438	0	0	0	0.000	7	9	0	0.438
1994 *	NFL	11	5	0	0.688	1	1	0	0.500	12	6	0	0.667
1995	NFL	5	11	0	0.313	0	0	0	0.000	5	11	0	0.313
1999	NFL	2	14	0	0.125	0	0	0	0.000	2	14	0	0.125
2000	NFL	3	13	0	0.188	0	0	0	0.000	3	13	0	0.188
2001	NFL	7	9	0	0.438	0	0	0	0.000	7	9	0	0.438
2002 *	NFL	9	7	0	0.563	0	1	0	0.000	9	8	0	0.529
2003	NFL	5	11	0	0.313	0	0	0	0.000	5	11	0	0.313
2004	NFL	4	12	0	0.250	0	0	0	0.000	4	12	0	0.250
2005	NFL	6	10	0	0.375	0	0	0	0.000	6	10	0	0.375
2006	NFL	4	12	0	0.250	0	0	0	0.000	4	12	0	0.250
2007	NFL	10	6	0	0.625	0	0	0	0.000	10	6	0	0.625
2008	NFL	4	12	0	0.250	0	0	0	0.000	4	12	0	0.250
2009	NFL	5	11	0	0.313	0	0	0	0.000	5	11	0	0.313
2010	NFL	5	11	0	0.313	0	0	0	0.000	5	11	0	0.313
NFL Totals		438	394	10	0.526	11	20	0	0.355	449	414	10	0.520
AAFC Totals		47	4	3	0.898	5	0	0	1.000	52	4	3	0.907
Franchise Totals		485	398	13	0.549	16	20	0	0.444	501	418	13	0.545

Bold Denotes League Champions: 8 times (4 AAFC 1946, 1947, 1948, 1949; 4 NFL 1950, 1954, 1955, 1964)

Denotes playoff appearance; 57 NFL seasons, 24 post-season appearances

* Denotes wild-card qualifier for playoffs

PLAYOFF RESULTS

CLEVELAND BROWNS IN NFL CHAMPIONSHIP GAMES

12/24/1950: BROWNS 30, vs. Los Angeles Rams 28
12/23/1951: at Los Angeles Rams 24, BROWNS 17
12/18/1952: vs. Detroit Lions 17, BROWNS 7
12/17/1953: at Detroit Lions 17, BROWNS 16
12/26/1954: BROWNS 56, vs. Detroit Lions 10
12/26/1955: BROWNS 38, at Los Angeles Rams 14
12/29/1957: at Detroit Lions 59, BROWNS 14
12/27/1964: BROWNS 27, vs. Baltimore Colts 0
1/2/1966: at Green Bay Packers 23, BROWNS 12
12/29/1968: vs. Baltimore Colts 34, BROWNS 0
1/4/1970: at Minnesota Vikings 27, BROWNS 7

CLEVELAND BROWNS IN CONFERENCE PLAYOFF GAMES

12/17/1950: BROWNS 8, vs. New York Giants 3
12/21/1958: at New York Giants 10, BROWNS 0
12/24/1967: at Dallas Cowboys 52, BROWNS 14
12/21/1968: BROWNS 31, vs. Dallas Cowboys 20
12/28/1969: BROWNS 38, at Dallas Cowboys 14
1/11/1987: vs. Denver Broncos 23, BROWNS 20 (OT)
1/17/1988: at Denver Broncos 38, BROWNS 33
1/14/1990: at Denver Broncos 37, BROWNS 21

CLEVELAND BROWNS IN DIVISIONAL PLAYOFF GAMES

12/26/1971: vs. Baltimore Colts 20, BROWNS 3
12/24/1972: at Miami Dolphins 20, BROWNS 14
1/4/1980: vs. Oakland Raiders 14, BROWNS 12
1/8/1983: at Los Angeles Raiders 27, BROWNS 10
1/4/1986: at Miami Dolphins 24, BROWNS 21
1/11/1987: BROWNS 23, vs. New York Jets 20 (2 OT)
1/9/1988: BROWNS 38, vs. Indianapolis Colts 21
1/6/1990: BROWNS 34, vs. Buffalo Bills 30
1/7/1995: at Pittsburgh Steelers 29, BROWNS 9

CLEVELAND BROWNS IN WILD CARD PLAYOFF GAMES

12/24/1988: vs. Houston Oilers 24, BROWNS 23
1/1/1995: BROWNS 20, vs. New England Patriots 13
1/5/2003: at Pittsburgh Steelers 36, BROWNS 33

CLEVELAND BROWNS IN PLAYOFF BOWLS

1/7/1961: Detroit Lions 17, BROWNS 16 (at Miami)
1/5/1964: Green Bay Packers 40, BROWNS 23 (at Miami)
1/7/1968: Los Angeles Rams 30, BROWNS 6 (at Miami)

CLEVELAND BROWNS IN AAFC ALL-STAR GAMES

12/18/1949: AAFC All-Stars 12, BROWNS 7

CLEVELAND BROWNS IN COLLEGE ALL-STAR GAMES

8/17/1951: BROWNS 33, All-Stars 0
8/12/1955: All-Stars 30, BROWNS 27
8/10/1956: BROWNS 26, All-Stars 0
8/6/1965: BROWNS 24, All-Stars 16

BROWNS' NFL PLAYOFF RECORD: 11-20 (.355)

ALL-TIME ATTENDANCE

YEAR	HOME GAMES	HOME ATTEND	ROAD ATTEND	PRESEASON ATTEND	PLAYOFF ATTEND	TOTAL ATTEND
1946	7	339,962	206,060	35,964	40,469	622,455
1947	7	392,760	270,619	33,106	61,879	758,364
1948	7	318,619	270,728	43,279	22,981	655,607
1949	6	189,604	211,565	63,997	39,820	504,986
1950	6	200,319	232,361	125,642	62,805	621,127
1951	6	231,414	231,854	259,359	57,540	780,167
1952	6	240,204	200,656	116,310	50,934	608,104
1953	6	274,671	183,272	189,571	54,577	702,091
1954	6	183,476	200,101	182,255	43,827	609,659
1955	6	251,444	220,892	247,200	87,695	807,231
1956	6	221,648	161,887	302,221	—	685,756
1957	6	324,165	222,185	226,348	55,263	827,961
1958	6	370,781	264,375	224,602	61,174	920,932
1959	6	338,380	257,990	191,477	—	787,847
1960	6	337,972	234,767	*197,513	—	770,252
1961	7	426,886	268,909	173,603	—	869,398
1962	7	422,043	289,807	240,081	—	951,931
1963	7	487,430	331,642	*267,807	—	1,086,879
1964	7	549,334	337,929	218,544	79,544	1,185,351
1965	7	557,283	369,055	254,591	50,852	1,231,781
1966	7	544,250	389,783	246,708	—	1,180,741
1967	7	544,807	402,976	*295,514	70,786	1,314,083
1968	7	527,107	366,524	291,232	162,125	1,346,988
1969	7	578,360	380,442	283,248	117,221	1,359,271
1970	7	567,377	379,082	347,558	—	1,294,017
1971	7	541,505	381,467	334,051	74,082	1,331,105
1972	7	528,591	382,182	397,140	80,010	1,387,923
1973**	7	490,406	382,124	329,183	—	1,201,713
1974	7	424,412	319,684	200,904	—	945,000
1975	7	390,440	358,175	180,338	—	928,953
1976	7	472,602	310,340	183,434	—	966,376
1977	7	480,805	380,166	248,178	—	1,109,149
1978	8	510,046	397,891	127,918	—	1,035,855
1979	8	593,821	400,029	169,623	—	1,163,473
1980	8	620,496	419,834	197,991	77,655	1,315,976
1981	8	601,725	470,856	232,523	—	1,305,104
1982	4	251,314	245,350	209,598	56,555	762,817
1983	8	564,639	414,621	202,840	—	1,182,100
1984	8	458,433	345,159	162,367	—	965,959
1985	8	535,752	445,250	156,607	75,128	1,212,737
1986	8	583,739	452,237	192,060	158,021	1,386,057
1987	7	492,939	378,368	193,325	154,579	1,219,211
1988	8	615,545	469,029	238,380	74,977	1,397,931
1989	8	613,415	483,534	289,305	153,752	1,540,006
1990	8	568,093	516,085	233,158	—	1,317,336
1991	8	571,752	432,264	216,260	—	1,220,276
1992	8	560,417	416,269	203,012	—	1,179,698
1993	8	568,474	415,133	166,496	—	1,150,103
1994	8	559,582	492,141	197,793	135,637	1,385,153
1995	8	512,392	458,037	177,653	—	1,148,082
1999	8	580,934	482,769	297,883	—	1,361,586
2000	8	581,544	475,595	270,697	—	1,327,836
2001	8	583,094	506,492	280,694	—	1,370,280
2002	8	586,294	523,767	265,136	62,595	1,446,792
2003	8	585,564	553,876	268,108	—	1,407,548
2004	8	584,840	556,930	282,059	—	1,423,829
2005	8	578,330	502,742	255,658	—	1,336,730
2006	8	578,672	533,569	275,716	—	1,387,957
2007	8	584,006	526,080	275,716	—	1,385,802
2008	8	582,230	565,392	265,211	—	1,412,833
2009	8	551,110	503,105	265,228	—	1,391,443
2010	8	528,933	488,974	225,951	—	1,243,858
TOTALS		29,437,182	23,270,977	13,725,924	2,222,483	68,737,566

* Includes Miami Playoff Bowl games at end of season.

** First year of new method of announcing attendance.

RECORDS

CAREER TOP 10

SCORING

PLAYER	YEARS	TD	PAT	FG	TOTAL
1. Lou Groza	1950-59, 61-67	1	641	234	1,349
2. Don Cockroft	1968-80	0	432	216	1,080
3. Phil Dawson	1999-2010	1	301	252	1,063
4. Jim Brown	1957-65	126	0	0	756
5. Matt Bahr	1981-89	0	248	143	677
6. Leroy Kelly	1964-73	90	0	0	540
7. Matt Stover	1991-95	0	156	108	480
8. Gary Collins	1962-72	70	0	0	420
9. Ray Renfro	1952-63	55	0	0	330
10. Kevin Mack	1985-93	54	0	0	324

RUSHING

PLAYER	YEARS	CARRIES	YARDS	AVG	TD
1. Jim Brown	1957-65	2,359	12,312	5.2	106
2. Leroy Kelly	1964-73	1,727	7,274	4.2	74
3. Mike Pruitt	1976-84	1,593	6,540	4.1	47
4. Greg Pruitt	1973-81	1,158	5,496	4.7	25
5. Kevin Mack	1985-93	1,291	5,123	4.0	46
6. Earnest Byner	1984-88, 94-95	862	3,364	3.9	27
7. Ernie Green	1962-68	668	3,204	4.8	15
8. Jamal Lewis	2007-09	720	2,806	3.9	13
9. Bobby Mitchell	1958-61	423	2,297	5.4	16
10. Cleo Miller	1975-82	546	2,286	4.2	16

ATTEMPTS

PLAYER	YEARS	ATTEMPTS
1. Jim Brown	1957-65	2,359
2. Leroy Kelly	1964-73	1,727
3. Mike Pruitt	1976-84	1,593
4. Kevin Mack	1985-93	1,291
5. Greg Pruitt	1973-81	1,158
6. Earnest Byner	1984-88, 94-95	862
7. Jamal Lewis	2007-09	720
8. Ernie Green	1962-68	668
9. Eric Metcalf	1989-94	592
10. William Green	2002-05	568

TOUCHDOWNS

PLAYER	YEARS	RUSHING TDS
1. Jim Brown	1957-65	106
2. Leroy Kelly	1964-73	74
3. Mike Pruitt	1976-84	47
4. Kevin Mack	1985-93	46
5. Otto Graham	1950-55	33
6. Earnest Byner	1984-88, 94-95	27
7. Greg Pruitt	1973-81	25
8. Bo Scott	1969-74	18
9. Cleo Miller	1975-82	16
Bobby Mitchell	1958-61	16

PASSING

PLAYER	YEARS	ATTEMPTS
1. Brian Sipe	1974-83	3,439
2. Bernie Kosar	1985-93	3,150
3. Frank Ryan	1962-68	1,755
4. Tim Couch	1999-03	1,714
5. Otto Graham	1950-55	1,565
6. Mike Phipps	1970-76	1,317
7. Bill Nelsen	1968-72	1,314
8. Derek Anderson	2005-09	1,109
9. Milt Plum	1957-61	1,083
10. Vinny Testaverde	1993-95	998

COMPLETIONS

PLAYER	YEARS	COMPLETIONS
1. Brian Sipe	1974-83	1,944
2. Bernie Kosar	1985-93	1,853
3. Tim Couch	1999-03	1,025
4. Frank Ryan	1962-68	907
5. Otto Graham	1950-55	872
6. Bill Nelsen	1968-72	689
7. Mike Phipps	1970-76	633
8. Milt Plum	1957-61	627
9. Derek Anderson	2005-09	587

10. Vinny Testaverde 1993-95 578

YARDS

PLAYER	YEARS	YARDS
1. Brian Sipe	1974-83	23,713
2. Bernie Kosar	1985-93	21,904
3. Otto Graham	1950-55	13,499
4. Frank Ryan	1962-68	13,361
5. Tim Couch	1999-03	11,131
6. Bill Nelsen	1968-72	9,725
7. Milt Plum	1957-61	8,914
8. Mike Phipps	1970-76	7,700
9. Vinny Testaverde	1993-95	7,255
10. Derek Anderson	2005-09	7,083

TOUCHDOWNS

PLAYER	YEARS	TOUCHDOWNS
1. Brian Sipe	1974-83	154
2. Frank Ryan	1962-68	134
3. Bernie Kosar	1985-93	116
4. Otto Graham	1950-55	88
5. Bill Nelsen	1968-72	71
6. Milt Plum	1957-61	66
7. Tim Couch	1999-03	64
8. Vinny Testaverde	1993-95	47
9. Derek Anderson	2005-09	46
10. Mike Phipps	1970-76	40

QUARTERBACK RATING (MINIMUM 750 ATTEMPTS)

PLAYER	YEARS	ATT	COMP	YARDS	TD	INT	RATING
1. Milt Plum	1957-61	1,083	627	8,914	66	39	89.9
2. Bernie Kosar	1985-93	3,150	1,853	21,904	116	81	81.6
3. Frank Ryan	1962-68	1,755	907	13,361	134	88	81.4
4. V. Testaverde	1993-95	998	578	7,255	47	37	80.9
5. Otto Graham	1950-55	1,565	872	13,499	88	94	78.2
6. Tim Couch	1999-03	1,714	1,025	11,131	64	67	75.1
7. Brian Sipe	1974-83	3,439	1,944	23,713	154	149	74.8
8. Bill Nelsen	1968-72	1,314	689	9,725	71	71	72.1
9. Derek Anderson	2005-09	1,109	587	7,083	46	45	69.7
10. Paul McDonald	1980-85	767	411	5,279	24	37	65.7

RECEIVING

RECEPTIONS

PLAYER	YEARS	RECEPTIONS
1. Ozzie Newsome	1978-90	662
2. Gary Collins	1962-71	333
3. Greg Pruitt	1973-81	321
4. Kevin Johnson	1999-03	315
Brian Brennan	1984-91	315
6. Reggie Rucker	1975-81	310
7. Webster Slaughter	1986-91	305
8. Eric Metcalf	1989-94	297
9. Ray Renfro	1952-63	281
10. Earnest Byner	1984-88, 94-95	276
Dennis Northcutt	2000-06	276

RECEIVING YARDS

PLAYER	YEARS	REC.	YARDS	AVG.	TDS
1. Ozzie Newsome	1978-90	662	7,980	12.1	47
2. Ray Renfro	1952-63	281	5,508	19.6	50
3. Gary Collins	1962-71	331	5,299	16.0	70
4. Paul Warfield	1964-69, 76-77	271	5,210	19.2	52
5. Reggie Rucker	1975-81	310	4,953	16.0	32
6. Webster Slaughter	1986-91	305	4,834	15.8	27
7. Dave Logan	1976-83	262	4,247	16.2	24
8. Milt Plum	1966-75	271	4,208	15.5	16
9. Brian Brennan	1984-91	315	4,148	13.2	19
10. Dante Lavelli	1950-56*	244	3,908	16.0	33

AVERAGE PER RECEPTION (MINIMUM 100 RECEPTIONS)

PLAYER	YEARS	AVERAGE
1. Ray Renfro	1952-63	19.6
2. Paul Warfield	1964-69, 76-77	19.2
3. Ricky Brewer	1976-84	18.4
4. Darrel Brewster	1952-58	18.1
5. Dub Jones	1950-55	16.8
6. Dave Logan	1976-83	16.2
Michael Jackson	1991-95	16.2
8. Dante Lavelli	1950-56	16.0
Gary Collins	1962-71	16.0
Reggie Rucker	1975-81	16.0

*Does not include AAFC statistics

INTERCEPTIONS

PLAYER	YEARS	NO.	YARDS	AVG.	TD
1. Thom Darden	1972-74, 76-81	45	820	18.2	2
2. Warren Lahr	1950-59	40	530	13.3	5
3. Clarence Scott	1971-83	39	407	10.4	2
4. Ken Konz	1953-59	30	392	13.1	4
5. Bernie Parrish	1959-66	29	557	19.2	3
6. Ross Fichtner	1960-67	27	581	21.5	3
Mike Howell	1965-72	27	252	9.3	0
8. Felix Wright	1985-90	26	469	18.0	2
Hanford Dixon	1981-89	26	225	8.7	0
Tommy James	1950-55	26	208	8.0	0

PUNT RETURNS

RETURNS					
PLAYER	YEARS	NO.	YARDS	AVG.	TD
1. Dennis Northcutt	2000-06	202	2,149	10.6	3
2. Gerald McNeil	1986-89	161	1,545	9.6	1
3. Eric Metcalf	1989-94	127	1,341	10.6	5
4. Joshua Cribbs	2005-10	123	1,309	10.6	2
5. Dino Hall	1979-83	111	990	10.5	3
6. Leroy Kelly	1964-73	94	990	10.5	3
7. Keith Wright	1978-80	78	659	8.5	1
8. Ken Konz	1953-59	68	556	8.2	1
9. Billy Reynolds	1953-54, 57	67	607	9.1	0
10. Greg Pruitt	1973-81	56	467	8.3	1

RETURN YARDS					
PLAYER	YEARS	NO.	YARDS	AVG.	TD
1. Dennis Northcutt	2000-06	202	2,149	10.6	3
2. Gerald McNeil	1986-89	161	1,545	9.6	1
3. Eric Metcalf	1989-94	127	1,341	10.6	5
4. Joshua Cribbs	2005-10	123	1,309	10.6	2
5. Leroy Kelly	1964-73	94	990	10.5	3
6. Dino Hall	1979-83	111	990	10.5	3
7. Greg Pruitt	1973-81	56	467	8.3	1
8. Bobby Mitchell	1958-61	607	607	1.0	0
9. Ken Konz	1953-59	556	556	1.0	0
10. Keith Wright	1978-80	467	467	1.0	0

RETURN AVERAGE (MINIMUM 50 RETURNS)					
PLAYER	YEARS	NO.	YARDS	AVG.	TD
1. Greg Pruitt	1973-81	56	659	11.8	0
2. Bobby Mitchell	1958-61	54	607	11.2	3
3. Joshua Cribbs	2005-10	123	1,309	10.6	2
Dennis Northcutt	2000-06	202	2,149	10.6	3
Eric Metcalf	1989-94	127	1,341	10.6	5
6. Leroy Kelly	1964-73	94	990	10.5	3
7. Gerald McNeil	1986-89	161	1,545	9.6	1
8. Ken Konz	1953-59	68	556	8.2	1
9. Dino Hall	1979-83	111	901	8.1	0
10. Brian Brennan	1984-91	55	435	7.9	1

KICKOFF RETURNS

RETURNS		
PLAYER	YEARS	NO.
1. Joshua Cribbs	2005-10	305
2. Dino Hall	1979-83	151
3. Eric Metcalf	1989-94	139
4. Andre' Davis	2002-04	88
5. Glen Young	1984-85, 87-88	87
6. Randy Baldwin	1991-94	82
7. Leroy Kelly	1964-73	76
8. Keith Wright	1978-80	70
9. Gerald McNeil	1986-89	64
10. Bobby Mitchell	1958-61	62
Walter Roberts	1964-66	62

RETURN YARDS			
PLAYER	YEARS	YARDS	AVG.
1. Joshua Cribbs	2005-10	7,863	25.8
2. Dino Hall	1979-83	3,185	21.1
3. Eric Metcalf	1989-94	2,806	20.5
4. Glen Young	1984-85, 87-88	2,079	23.9
5. Randy Baldwin	1991-94	1,872	22.8
6. Andre' Davis	2002-04	1,871	21.3
7. Leroy Kelly	1964-73	1,784	23.5
8. Keith Wright	1978-80	1,767	25.2
9. Walter Roberts	1964-66	1,608	26.8
10. Bobby Mitchell	1958-61	1,550	25.0

KICKOFF RETURN AVERAGE (MINIMUM 50 RETURNS)					
PLAYER	YEARS	NO.	YARDS	AVG.	TD
1. Greg Pruitt	1973-81	58	1,523	26.3	1
2. Walter Roberts	1964-66	62	1,608	25.9	0
3. Joshua Cribbs	2005-10	305	7,863	25.8	8
4. Keith Wright	1978-80	70	1,767	25.2	0
5. Bobby Mitchell	1958-61	62	1,550	25.0	3
6. Billy Lefear	1972-75	60	1,461	24.4	0
7. Glen Young	1984-85, 87-88	87	2,079	23.9	0
8. Leroy Kelly	1964-73	76	1,784	23.5	0
9. Randy Baldwin	1991-94	82	1,872	22.8	1
10. Andre' Davis	2002-04	88	1,871	21.3	1

COMBINED YARDS*

PLAYER	YEARS	ATT.	YARDS	AVG.
1. Jim Brown	1957-65	2,650	15,459	5.8
2. Leroy Kelly	1964-73	2,087	12,329	5.9
3. Greg Pruitt	1973-81	1,595	10,700	6.7
4. Joshua Cribbs	2005-10	602	10,438	17.3
5. Eric Metcalf	1989-94	1,155	9,108	7.9
6. Mike Pruitt	1976-84	1,860	8,538	4.6
7. Ozzie Newsome	1978-90	682	8,144	11.9
8. Kevin Mack	1985-93	1,488	6,725	4.5
9. Ray Renfro	1952-63	467	6,569	14.1
10. Earnest Byner	1984-88, 94-95	1,166	6,509	5.6

*Includes rushing, receiving, punt returns and kickoff returns.

2011 BROWNS PRONUNCIATION GUIDE

L.J. Castile	- ca-STILL
Tyler Clutts	- Klutz
Coye Francies	- fran-CEASE
Scott Fujita	- foo-GEE-ta
D'Qwell Jackson	- DUH-quell
Shawn Lauvao	- lu-VOW
Kaluka Maiava	- my-AH-vah
Owen Marecic	- ma-REE-sik
Mohamed Massaquoi	- mass-UH-qwah
Juan Nunez	- noon-YEZ
Steve Octavien	- ock-TAVE-ee-in
Tony Pashos	- PAH-shos
Ryan Pontbriand	- PAWNT-bree-awnd
Ko Quaye	- KWAY
Ahyba Rubin	- ah-TAH-bah
Brian Schaefering	- SHAY-fur-ing
Buster Skrine	- Screen
Phil Trautwein	- TROUT-wine
Steve Vallos	- VAL-os
Usama Young	- oo-SOMM-uh

TOP 10 SEASONS

SCORING

PLAYER	YEAR	TD	PAT	FG	TOTAL
1. Jim Brown	1965	21	0	0	126
2. Leroy Kelly	1968	20	0	0	120
Phil Dawson	2007	0	42	26	120
4. Lou Groza	1964	0	49	22	115
5. Matt Stover	1995	0	26	29	113
6. Matt Stover	1994	0	32	26	110
7. Lou Groza	1953	0	39	23	108
Jim Brown	1958	18	0	0	108
Jim Brown	1962	18	0	0	108
Phil Dawson	2008	0	18	30	108

RUSHING YARDS

PLAYER	YEAR	ATT	YARDS	AVG	TD
1. Jim Brown	1963	291	1,863	6.4	12
2. Jim Brown	1965	289	1,544	5.3	17
3. Jim Brown	1958	257	1,527	5.9	17
4. Jim Brown	1964	280	1,446	5.2	7
5. Jim Brown	1961	305	1,408	4.6	8
6. Jim Brown	1959	290	1,329	4.6	14
7. Jamal Lewis	2007	298	1,304	4.4	9
8. Mike Pruitt	1979	264	1,294	4.9	9
9. Jim Brown	1960	215	1,257	5.8	9
10. Leroy Kelly	1968	248	1,239	5.0	16

PASSING

PLAYER	YEAR	YARDS					INT	RATING
		ATT	COMP	YARDS	TD			
1. Brian Sipe	1980	554	337	4,132	30	14	91.4	
2. Brian Sipe	1981	567	313	3,876	17	25	68.2	
3. Bernie Kosar	1986	531	310	3,854	17	10	83.8	
4. Brian Sipe	1979	535	286	3,793	28	26	73.4	
5. Derek Anderson	2007	527	298	3,787	29	19	82.5	
6. Brian Sipe	1983	496	291	3,566	26	23	79.1	
7. Bernie Kosar	1989	513	303	3,533	18	14	80.3	
8. Bernie Kosar	1991	494	307	3,487	18	9	87.8	
9. Paul McDonald	1984	493	271	3,472	14	23	67.3	
10. Tim Couch	2001	454	272	3,040	17	21	73.1	

QUARTERBACK RATING (MINIMUM 200 ATTEMPTS)

PLAYER	YEAR	ATT	COMP	YARDS	TD	INT	RATING
1. Milt Plum	1960	250	151	2,297	21	5	110.37
2. Otto Graham	1953	258	167	2,722	11	9	99.66
3. Bernie Kosar	1987	389	241	3,033	22	9	95.41
4. Brian Sipe	1980	554	337	4,132	30	14	91.37
5. Frank Ryan	1963	256	135	2,038	25	13	90.59
6. Milt Plum	1961	302	177	2,416	18	10	90.33
7. Frank Ryan	1966	382	200	2,974	29	14	88.19
8. Bernie Kosar	1991	494	307	3,487	18	9	87.84
9. V. Tevesterde	1995	392	241	2,883	17	10	87.79
10. Milt Plum	1959	266	156	1,992	14	8	87.17

RECEIVING

PLAYER	YEAR	RECEPTIONS
1. Ozzie Newsome	1983	89
Ozzie Newsome	1984	89
Kellen Winslow	2006	89
4. Kevin Johnson	2001	84
5. Kellen Winslow	2007	82
6. Brayton Edwards	2007	80
7. Ozzie Newsome	1981	69
Antonio Bryant	2005	69
9. Benjamin Watson	2010	68
10. Kevin Johnson	2002	67

YARDS

PLAYER	YEAR	YARDS
1. Brayton Edwards	2007	1,289
2. Webster Slaughter	1989	1,236
3. Kellen Winslow	2007	1,106
4. Kevin Johnson	2001	1,097
5. Paul Warfield	1968	1,067
6. Antonio Bryant	2005	1,009
7. Ozzie Newsome	1981	1,002
8. Ozzie Newsome	1984	1,001
9. Kevin Johnson	1999	986
10. Dave Logan	1979	982

INTERCEPTIONS

PLAYER	YEAR	NO	YARDS	AVG	TD
1. Thom Darden	1978	10	200	20.0	0
Anthony Henry	2001	10	177	17.7	1
3. Tommy James	1950	9	69	7.7	0
Felix Wright	1989	9	91	10.1	1
Eric Turner	1994	9	199	22.1	1
6. Warren Lahr	1950	8	99	12.4	2
Jim Shofer	1960	8	75	9.4	0
Bobby Franklin	1960	8	131	16.4	2
Mike Howell	1966	8	62	7.8	0
Ross Fichtner	1966	8	152	19.0	1
Ben Davis	1968	8	162	20.3	0
Thom Darden	1974	8	105	13.1	0

PUNTING GROSS AVERAGE

PLAYER	YEAR	NO	YARDS	AVG	LG	BLOCK
1. Gary Collins	1965	65	3,035	46.69	71	0
2. Horace Gillom	1952	61	2,787	45.69	63	1
3. Chris Gardocki	2000	108	4,919	45.55	67	0
4. Horace Gillom	1951	73	3,321	45.49	66	0
5. Dave Zastudil	2008	75	3,410	45.47	65	0
6. Dave Zastudil	2009	49	2,188	44.70	60	0
7. Brian Hansen	1993	82	3,632	44.29	72	2
8. Reggie Hodges	2010	78	3,424	44.00	59	0
Dave Zastudil	2006	81	3,563	44.00	61	0
10. Chris Gardocki	1999	106	4,645	43.82	61	0

PUNT RETURN AVERAGE

PLAYER	YEAR	NO	YARDS	AVG	TD
1. Leroy Kelly	1965	17	265	15.6	2
2. Dennis Northcutt	2002	25	367	14.7	2
3. Joshua Cribbs	2007	30	405	13.5	1
4. Greg Pruitt	1974	27	349	12.9	0
Eric Metcalf	1993	36	464	12.9	2
6. Ben Davis	1967	18	229	12.7	1
7. Ken Carpenter	1951	14	173	12.4	0
8. Dennis Northcutt	2004	36	432	12.0	0
9. Joshua Cribbs	2009	38	452	11.9	1
10. Bobby Mitchell	1958	14	165	11.8	1

KICKOFF RETURN AVERAGE

PLAYER	YEAR	NO	YARDS	AVG	TD
1. Billy Lefear	1975	14	412	31.7	0
2. Joshua Cribbs	2007	59	1,809	30.7	2
3. Billy Reynolds	1954	14	413	29.5	0
4. Bo Scott	1969	25	722	28.9	0
5. Greg Pruitt	1973	16	453	28.3	0
6. Walter Roberts	1964	24	661	27.5	0
Greg Pruitt	1974	22	606	27.5	1
Joshua Cribbs	2009	56	1,542	27.5	3
9. Walter Roberts	1965	18	493	27.4	0
10. Charley Scales	1963	16	432	27.0	0

COMBINED YARDS*

PLAYER	YEAR	ATT	YARDS	AVG
1. Joshua Cribbs	2009	169	2,510	14.9
2. Joshua Cribbs	2007	101	2,312	22.9
3. Jim Brown	1963	315	2,131	6.8
4. Leroy Kelly	1966	273	2,014	7.4
5. Eric Metcalf	1993	243	1,932	8.0
6. Jim Brown	1961	353	1,917	5.4
7. Jim Brown	1965	323	1,872	5.8
8. Greg Pruitt	1975	288	1,798	6.2
9. Jim Brown	1964	316	1,786	5.7
10. Greg Pruitt	1974	196	1,769	9.0

*Includes rushing, receiving, punt returns and kickoff returns.

DUAL THREAT KICKERS

Browns kicker Phil Dawson is one of only six kickers to score a touchdown in a game since the 1970 AFL-NFL Merger. Dawson recorded the only touchdown of his career on a four-yard run against the Cincinnati Bengals on October 10, 1999. He is joined by Jim Turner (Denver), Chester Marcol (Green Bay), Jess Atkinson (New York Giants), Tim Seder (Dallas) and Jay Feely (Arizona). Seder is the only kicker who recorded two scores in his career.

TOP 10 GAME PERFORMANCES

RUSHING YARDS

PLAYER	OPPONENT	DATE	YARDS
1. Jerome Harrison	at Kansas City	12/20/2009	286
2. Jim Brown	vs. L.A. Rams	11/24/1957	237
Jim Brown	vs. Philadelphia	11/19/1961	237
4. Bobby Mitchell	at Washington	11/15/1959	232
Jim Brown	at Dallas	9/22/1963	232
6. Jim Brown	at Philadelphia	11/3/1963	223
7. Jamal Lewis	vs. Cincinnati	9/16/2007	216
8. Greg Pruitt	vs. Kansas City	12/14/1975	214
9. Greg Pruitt	at Atlanta	10/17/1976	191
10. Marion Motley	vs. Pittsburgh	10/29/1950	188
Jim Brown	at Dallas	10/18/1964	188
Earnest Byner	at Houston Oilers	12/16/1984	188

PASSING

YARDS					
PLAYER	OPPONENT	DATE	YARDS	ATT	COMP
1. Brian Sipe	vs. Baltimore	10/25/1981	444	41	30
2. Bernie Kosar	vs. Pittsburgh	11/23/1986	414	46	28
3. Kelly Holcomb	at Cincinnati	11/28/2004	413	39	30
4. Otto Graham	at Pittsburgh	10/4/1952	401	49	21
Bernie Kosar	vs. Miami	11/10/1986	401	50	32
6. Kelly Holcomb	vs. Arizona	11/16/2003	392	35	29
7. Brian Sipe	vs. Green Bay	10/19/1980	391	39	24
8. Brian Sipe	vs. San Diego	9/7/1981	375	57	31
9. Otto Graham	vs. Chicago Cardinals	10/15/1950	369	35	22
10. Frank Ryan	at St. Louis Cardinals	12/17/1966	367	30	17

HIGHEST QUARTERBACK RATING (MINIMUM 15 ATTEMPTS)

PLAYER	OPPONENT	DATE	RATING
1. Otto Graham	vs. Chicago Cardinals	10/10/1954	158.33
Brian Sipe	vs. Buffalo	10/29/1978	158.33
3. Milt Plum	vs. St. Louis Cardinals	11/13/1960	154.86
4. Milt Plum	vs. Washington	10/25/1959	153.94
5. Brian Sipe	at Baltimore	11/19/1978	150.57
6. Frank Ryan	at N.Y. Giants	10/24/1965	146.39
7. Bernie Kosar	vs. Dallas	12/4/1988	145.29
8. Milt Plum	vs. Philadelphia	10/23/1960	145.08
9. Gary Danielson	at Cincinnati	10/18/1987	144.02
10. Derek Anderson	at St. Louis Rams	10/28/2007	143.00

RECEIVING

RECEPTIONS			
PLAYER	OPPONENT	DATE	REC
1. Ozzie Newsome	vs. N.Y. Jets	10/14/1984	14
2. Mac Speedie	vs. Chicago Cardinals	11/9/1952	11
Webster Slaughter	at Pittsburgh	12/22/1991	11
Kevin Johnson	at San Francisco	9/21/2003	11
Kellen Winslow	at San Diego	11/5/2006	11
Kellen Winslow	at Houston Texans	12/31/2006	11
Kellen Winslow	vs. Seattle	11/4/2007	11

8. Dub Jones	at Washington	12/10/1950	10
Gern Nagler	at Pittsburgh	11/20/1960	10
Greg Pruitt	vs. N.Y. Jets	12/7/1980	10
Ozzie Newsome	vs. San Diego	12/5/1982	10
Ozzie Newsome	at Cincinnati	12/12/1982	10
Ozzie Newsome	vs. Houston Oilers	11/25/1984	10
Earnest Byner	vs. Cincinnati	9/18/1986	10
Brian Brennan	at Cincinnati	10/18/1987	10
Leroy Hoard	at Houston Oilers	11/17/1991	10
Leroy Hoard	vs. Houston Oilers	12/15/1991	10
Darrin Chiaverini	vs. Jacksonville	12/19/1999	10
Jamel White	at Tampa Bay	10/13/2002	10
Kellen Winslow	vs. Houston Texans	11/25/2007	10
Kellen Winslow	vs. Denver	11/6/2008	10
Benjamin Watson	at Miami	12/5/2010	10

YARDS

PLAYER	OPPONENT	DATE	YARDS
1. Ozzie Newsome	vs. N.Y. Jets	10/14/1984	191
2. Webster Slaughter	vs. Chicago	10/23/1989	186
3. Webster Slaughter	vs. Houston Oilers	10/29/1989	184
4. Darrel Brewster	vs. N.Y. Giants	12/6/1953	182
5. Gern Nagler	at Pittsburgh	11/20/1960	177
Reggie Rucker	vs. Miami	11/18/1979	177
Eric Metcalf	at L.A. Raiders	9/20/1992	177
8. Brian Brennan	vs. San Diego	12/21/1986	176
9. Andre Rison	at Cincinnati	10/29/1995	173
10. Derrick Alexander	vs. N.Y. Giants	12/4/1994	171

PUNT RETURN YARDS

PLAYER	OPPONENT	DATE	YARDS
1. Eric Metcalf	vs. Pittsburgh	10/24/1993	166
2. Joshua Cribbs	vs. San Francisco	12/30/2007	135
3. Joshua Cribbs	vs. Cincinnati	10/4/2009	120
4. Eric Metcalf	at Cincinnati	9/4/1994	115
5. Leroy Kelly	at Pittsburgh	11/28/1965	109
6. Gerald McNeil	vs. Detroit	9/28/1986	106
7. Dennis Northcutt	at Tennessee	9/22/2002	105
8. Dennis Northcutt	at San Diego	11/5/2006	104
9. Gerald McNeil	at Indianapolis	12/10/1989	103
10. Ken Carpenter	vs. Washington	11/30/1952	101

KICKOFF RETURN YARDS

PLAYER	OPPONENT	DATE	YARDS
1. Joshua Cribbs	at Kansas City	12/20/2009	269
2. Joshua Cribbs	at Baltimore	11/18/2007	245
3. Joshua Cribbs	vs. Baltimore	11/2/2008	237
4. Richard Alston	at Cincinnati	11/28/2004	212
5. Joshua Cribbs	at Pittsburgh	11/11/2007	204
6. Richard Alston	at Baltimore	11/7/2004	197
7. Joshua Cribbs	vs. Cincinnati	9/16/2007	183
8. Joshua Cribbs	at Oakland	9/23/2007	174
9. Dino Hall	vs. Pittsburgh	10/7/1979	172
10. Dino Hall	vs. Cincinnati	11/29/1981	169

COMBINED YARDS*

PLAYER	OPPONENT	DATE	YARDS
1. Joshua Cribbs	at Kansas City	12/20/2009	316 (269 KR, 36 PR, 8 R, 3 P)
2. Jim Brown	vs. Philadelphia	11/19/1961	313 (237 R, 52 P, 24 KR)
3. Joshua Cribbs	at Baltimore	11/18/2007	309 (245 KR, 61 PR, 3 R)
4. Greg Pruitt	vs. Cincinnati	11/23/1975	304 (121 R, 106 P, 36 KR, 41 PR)
5. Leroy Kelly	vs. N.Y. Giants	12/4/1966	299 (126 R, 71 P, 102 KR)
6. Joshua Cribbs	vs. Baltimore	11/2/2008	278 (237 KR, 41 PR)
7. Jim Brown	at L.A. Rams	11/24/1957	269 (237 R, 21 P, 11 KR)
8. Jim Brown	at Washington	9/15/1963	262 (162 R, 100 P)
9. Greg Pruitt	at San Diego	11/3/1974	259 (47 R, 38 P, 165 KR, 9 PR)
10. Jim Brown	at Washington	12/4/1960	252 (135 R, 64 P, 53 KR)

*Includes rushing, receiving, punt returns and kickoff returns.

LONGEST PLAYS

LONGEST RUSHING PLAYS

- 90 — Bobby Mitchell vs. Washington Redskins, Nov. 15, 1959 (TD)
- 80 — Jim Brown vs. Washington Redskins, Sept. 15, 1963 (TD)
- 78 — Greg Pruitt vs. Kansas City Chiefs, Oct. 30, 1977 (TD)
78 — Lee Suggs at Cincinnati Bengals, Dec. 28, 2003 (TD)
- 77 — Mike Pruitt vs. Oakland Raiders, Dec. 9, 1979 (TD)
- 75 — Reuben Droughns vs. Miami Dolphins, Nov. 20, 2005 (TD)
- 73 — Ernie Green vs. Detroit Lions, Dec. 8, 1963
- 72 — Jerome Harrison at Buffalo Bills, Nov. 7, 2008 (TD)
- 71 — Jim Brown vs. Philadelphia Eagles, Nov. 23, 1960 (TD)
71 — Jim Brown vs. Dallas Cowboys, Sept. 22, 1963 (TD)
71 — Jim Brown vs. Dallas Cowboys, Oct. 18, 1964
71 — Mike Pruitt vs. Buffalo Bills, Oct. 29, 1978 (TD)
71 — Jerome Harrison at Kansas City, Dec. 20, 2009 (TD)

LONGEST PASSING PLAYS

- *99 — Jeff Garcia to Andre Davis vs. Cincinnati Bengals, Oct. 17, 2004 (TD)
- 97 — Bernie Kosar to Webster Slaughter vs. Chicago Bears, Oct. 23, 1989 (TD)
- 87 — Bill Nelsen to Mit Morin vs. Philadelphia Eagles, Nov. 24, 1968
- 86 — Mit Plum to Leon Clarke vs. Philadelphia Eagles, Oct. 23, 1960 (TD)
- 83 — Frank Ryan to Jim Brown vs. Washington Redskins, Sept. 15, 1963 (TD)
- 82 — Bill Nelsen to Paul Warfield vs. St. Louis Cardinals, Dec. 14, 1969 (TD)
- 81 — Otto Graham to Dub Jones vs. San Francisco 49ers, Sept. 30, 1951 (TD)
81 — Vinny Testaverde to Derrick Alexander vs. Arizona Cardinals, Sept. 18, 1994 (TD)
- 80 — Otto Graham to Dub Jones vs. Pittsburgh Steelers, Oct. 29, 1950 (TD)
80 — Frank Ryan to Walter Roberts vs. Washington Redskins, Sept. 19, 1965 (TD)
80 — Mike Phipps to Frank Pitts vs. N.Y. Jets, Dec. 17, 1972 (TD)
80 — Bernie Kosar to Webster Slaughter vs. Houston Oilers, Oct. 29, 1989 (TD)
80 — Trent Dilfer to Braylon Edwards at Green Bay Packers, Sept. 18, 2005 (TD)

*tied an NFL record

LONGEST PUNTS

- 80 — Horace Gillom vs. N.Y. Giants, Nov. 28, 1954
- 75 — Horace Gillom vs. Pittsburgh Steelers, Oct. 29, 1950
- 73 — Horace Gillom vs. Washington Redskins, Oct. 26, 1952
73 — Gary Collins vs. Pittsburgh Steelers, Oct. 5, 1963
73 — Brian Hansen vs. Denver Broncos, Sept. 27, 1992
- 72 — Brian Hansen at Cincinnati Bengals, Oct. 17, 1993
- 71 — Gary Collins vs. Philadelphia Eagles, Oct. 2, 1965
71 — Don Cockroft vs. Houston Oilers, Nov. 22, 1970
71 — Don Cockroft vs. Kansas City Chiefs, Dec. 2, 1973
- 70 — Fred Morrison vs. Baltimore Colts, Nov. 11, 1956

LONGEST PUNT RETURNS

- 92 — Eric Metcalf at Cincinnati Bengals, Sept. 4, 1994 (TD)
- 91 — Eric Metcalf vs. Pittsburgh Steelers, Oct. 24, 1993 (TD)
- 87 — Dennis Northcutt vs. Pittsburgh Steelers, Nov. 3, 2002 (TD)
- 84 — Gerald McNeil vs. Detroit Lions, Sept. 28, 1986 (TD)
- 81 — Dennis Northcutt at San Diego Chargers, Nov. 5, 2006
- 78 — Bobby Mitchell vs. N.Y. Giants, Dec. 6, 1959 (TD)
- 76 — Joshua Cribbs vs. San Francisco 49ers, Dec. 30, 2007 (TD)

- 75 — Eric Metcalf vs. Chicago Bears, Nov. 29, 1992 (TD)
75 — Eric Metcalf vs. Pittsburgh Steelers, Oct. 24, 1993 (TD)
- 74 — Leroy Kelly vs. Denver Broncos, Oct. 24, 1971
74 — Dennis Northcutt at Tennessee Titans, Sept. 22, 2002 (TD)

LONGEST KICKOFF RETURNS

- 104 — Carl Ward vs. Washington Redskins, Nov. 26, 1967 (TD)
- 103 — Joshua Cribbs at Kansas City Chiefs, Dec. 20, 2009 (TD)
- 102 — Leroy Bolden vs. Chicago Cardinals, Oct. 26, 1958 (TD)
- 101 — Eric Metcalf at Houston Oilers, Dec. 9, 1990 (TD)
- 100 — Gerald McNeil at Pittsburgh Steelers, Oct. 5, 1986 (TD)
100 — Joshua Cribbs at Pittsburgh Steelers, Nov. 11, 2007 (TD)
100 — Joshua Cribbs at Kansas City Chiefs, Dec. 20, 2009 (TD)
- 99 — Joshua Cribbs at Oakland Raiders, Sept. 23, 2007 (TD)
- 98 — Bobby Mitchell vs. Philadelphia Eagles, Nov. 23, 1958 (TD)
98 — Eric Metcalf at N.Y. Jets, Sept. 16, 1990 (TD)
98 — Joshua Cribbs at Pittsburgh Steelers, Oct. 18, 2009 (TD)

LONGEST INTERCEPTION RETURNS

- 100 — Brodney Pool at Baltimore Ravens, Nov. 18, 2007 (TD)
- 98 — Brandon McDonald at Philadelphia Eagles, Dec. 15, 2008
- 97 — Najee Mustafa vs. Miami Dolphins, Oct. 10, 1993 (TD)
97 — Anthony Henry vs. Jacksonville Jaguars, Dec. 16, 2001 (TD)
- 94 — Eric Wright vs. New York Giants, Oct. 13, 2008 (TD)
- 93 — Eric Turner vs. Arizona Cardinals, Sept. 18, 1994 (TD)
- 92 — Bernie Parrish vs. Chicago Bears, Dec. 11, 1960 (TD)
92 — David Brandon vs. Chicago Bears, Nov. 29, 1992 (TD)
- 88 — Ross Fichtner (lateral from Erich Barnes) vs. New Orleans Saints, Oct. 1, 1967
- 79 — Jim Houston vs. New York Giants, Dec. 3, 1967 (TD)

LONGEST FUMBLE RETURNS

- 89 — Don Paul vs. Pittsburgh Steelers, Nov. 10, 1957 (TD)
- 73 — Stevon Moore at Houston Oilers, Nov. 8, 1992 (TD)
- 55 — Earnest Byner vs. Buffalo Bills, Nov. 4, 1984 (TD)
- 54 — Len Ford vs. Philadelphia Eagles, Nov. 13, 1955
- 47 — George Young vs. Washington Redskins, Oct. 14, 1951 (TD)
47 — Nick Roman vs. Denver Broncos, Oct. 27, 1974
- 44 — Junior Wren vs. Chicago Cardinals, Oct. 4, 1959 (TD)
- 42 — Jerry Helluin vs. Philadelphia Eagles, Oct. 10, 1953 (TD)
- 40 — Daven Holly vs. Tampa Bay Buccaneers, Dec. 24, 2006 (TD)
- 39 — Chuck Noll vs. Green Bay Packers, Nov. 4, 1956 (TD)

LONGEST FIELD GOALS

- 60 — Steve Cox at Cincinnati Bengals, Oct. 21, 1984
- 60 — Steve Cox at Denver Broncos, Dec. 4, 1983
- 57 — Don Cockroft at Denver Broncos, Oct. 29, 1972
- 56 — Phil Dawson vs. Baltimore Ravens, Nov. 2, 2008
- 55 — Matt Stover at Houston Oilers, Nov. 17, 1991
- 54 — Phil Dawson vs. Denver Broncos, Nov. 6, 2008
- 53 — Matt Stover at Houston Oilers, Dec. 12, 1993
- 52 — Lou Groza vs. N.Y. Giants, Oct. 12, 1952
52 — Matt Bahr at Minnesota Vikings, Oct. 26, 1986
52 — Phil Dawson vs. Cincinnati Bengals, Sept. 15, 2002
52 — Phil Dawson vs. Oakland Raiders, Oct. 12, 2003
52 — Phil Dawson at Buffalo Bills, Nov. 17, 2008

INDIVIDUAL RECORDS

SERVICE

Most Seasons

- 17 Lou Groza (1950-59, 1961-67)
- 16 Clay Matthews (1978-93)
- 15 Gene Hickerson (1958-60, 1962-73)

Most Consecutive Seasons

- 16 Clay Matthews (1978-93)
- 14 Doug Dieken (1971-84)
- 13 Dick Schafrath (1959-71)
- 13 Jim Houston (1960-72)
- 13 Don Cockroft (1968-80)
- 13 Clarence Scott (1971-83)
- 13 Ozzie Newsome (1978-90)

Most Games

- 232 Clay Matthews (1978-93)
- 216 Lou Groza (1950-59, 1961-67)
- 203 Doug Dieken (1971-84)
- 202 Gene Hickerson (1958-60, 1962-73)

Most Consecutive Games

- 203 Doug Dieken (1971-84)
- 188 Don Cockroft (1968-80)
- 178 Clarence Scott (1971-83)
- 168 Walter Johnson (1965-76)
- 165 Gene Hickerson (1962-73)

Most Consecutive Starts

- 194 Doug Dieken (1971-84)

- 4 Jim Brown (11/19/1961 vs. Philadelphia Eagles); 4 Rush
- 4 Jim Brown (11/18/1962 vs. St. Louis Cardinals); 4 Rush
- 4 Jim Brown (11/28/1965 at Pittsburgh Steelers); 3 Rush, 1 Rec
- 4 Leroy Kelly (12/1/1968 vs. New York Giants); 4 Rush
- 4 Eric Metcalf (9/20/1992 at Los Angeles Raiders); 1 Rush, 3 Rec
- 4 Jamal Lewis (11/4/2007 vs. Seattle Seahawks); 4 Rush

Most Consecutive Games Scoring Touchdowns

- 10 Jim Brown (1965)
- 9 Leroy Kelly (1968)

Most Return Touchdowns – Career (Defense/Special Teams)

- 10 **Joshua Cribbs (2005-10)**
- 7 Eric Metcalf (1989-94)
- 6 Bobby Mitchell (1958-61)
- 5 Warren Lahr (1950-59)
- 5 Ken Konz (1953-59)

Most Return Touchdowns – Season (Defense/Special Teams)

- 4 **Joshua Cribbs (2009)**
- 3 **Joshua Cribbs (2007)**
- 2 Warren Lahr (1950, 1951)
- 2 Ken Konz (1954)
- 2 Bobby Mitchell (1958, 1961)
- 2 Bobby Franklin (1960)
- 2 Leroy Kelly (1965)
- 2 Jim Houston (1967)
- 2 Gerald McNeil (1986)
- 2 Thane Gash (1989)
- 2 David Grayson (1989)
- 2 Eric Metcalf (1990, 1993, 1994)
- 2 David Brandon (1992)
- 2 Dennis Northcutt (2002)
- 2 Daven Holly (2006)
- 2 David Bowers (2010)

Most Return Touchdowns – Game (Defense/Special Teams)

- 2 Bobby Mitchell (11/23/1958 vs. Philadelphia Eagles)
- 2 Bobby Franklin (12/11/1960 vs. Chicago Bears)
- 2 David Grayson (9/10/1989 at Pittsburgh Steelers)
- 2 Eric Metcalf (10/24/1993 vs. Pittsburgh Steelers)
- 2 **Joshua Cribbs (12/20/2009 at Kansas City Chiefs)**
- 2 David Bowers (10/24/2010 at New Orleans Saints)

Most Points After Touchdowns – Career

- 641 Lou Groza (1950-59, 1961-67)
- 432 Don Cockroft (1968-80)
- 301 **Phil Dawson (1999-2010)**
- 248 Matt Bahr (1981-89)
- 156 Matt Stover (1991-95)

Most Points After Touchdowns – Season

- 51 Lou Groza (1966)
- 49 Lou Groza (1964)
- 46 Don Cockroft (1968)
- 45 Lou Groza (1965)
- 45 Don Cockroft (1969)

Most Points After Touchdowns – Game

- 8 Lou Groza (12/6/1953 vs. New York Giants)
- 7 Lou Groza (12/2/1951 vs. Chicago Cardinals)
- 7 Lou Groza (10/19/1952 at Philadelphia Eagles)
- 7 Lou Groza (12/12/1964 at New York Giants)
- 7 Lou Groza (12/4/1966 vs. New York Giants)

Most Consecutive Points After Touchdowns Made

- 138 Lou Groza (1963-66)

Most Field Goals – Career

- 252 **Phil Dawson (1999-2010)**
- 234 Lou Groza (1950-59, 1961-67)
- 216 Don Cockroft (1968-80)
- 143 Matt Bahr (1981-89)
- 108 Matt Stover (1991-95)

Most Field Goals – Season

- 30 **Phil Dawson (2008)**
- 29 Matt Stover (1995)
- 27 **Phil Dawson (2005)**
- 26 Matt Stover (1994)
- 26 **Phil Dawson (2007)**

Most Field Goals – Game

- 6 **Phil Dawson (11/5/2006 at San Diego Chargers)**
- 5 Don Cockroft (10/19/1975 at Denver Broncos)
- 5 Matt Stover (10/29/1995 at Cincinnati Bengals)
- 5 **Phil Dawson (1/2/2005 at Houston Texans)**

SCORING

Most Points – Career

- 1,349 Lou Groza (1950-59, 61-67); 234 FG, 641 PAT, 1 TD
- 1,080 Don Cockroft (1968-80); 216 FG, 432 PAT
- 1,063 **Phil Dawson (1999-2010); 252 FG, 301 PAT, 1 TD**
- 756 Jim Brown (1957-65); 126 TD
- 677 Matt Bahr (1981-89); 143 FG, 248 PAT

Most Points – Season

- 126 Jim Brown (1965); 21 TD
- 120 **Phil Dawson (2007); 42 PAT, 26 FG**
- 120 Leroy Kelly (1968); 20 TD
- 115 Lou Groza (1964); 22 FG, 49 PAT
- 113 Matt Stover (1995); 29 FG, 26 PAT

Most Points – Game

- *36 Dub Jones (11/25/1951 vs. Chicago Bears); 6 TD
- 30 Jim Brown (11/1/1959 at Baltimore Colts); 5 TD
- 24 Jim Brown (11/24/1957 vs. Los Angeles Rams); 4 TD
- 24 Jim Brown (10/26/1958 at Chicago Cardinals); 4 TD
- 24 Jim Brown (11/19/1961 vs. Philadelphia Eagles); 4 TD
- 24 Jim Brown (11/18/1962 vs. St. Louis Cardinals); 4 TD
- 24 Jim Brown (11/28/1965 at Pittsburgh Steelers); 4 TD
- 24 Leroy Kelly (12/1/1968 vs. New York Giants); 4 TD
- 24 Eric Metcalf (9/20/1992 at Los Angeles Raiders); 4 TD
- 24 Jamal Lewis (11/7/2007 vs. Seattle Seahawks); 4 TD

*Tied for NFL Record

Most Consecutive Games Scoring

- 107 Lou Groza (1950)–9, (1959)–2

Most Seasons, 100 or More Points

- 5 **Phil Dawson (2002, 2004-05, 2007-08)**
- 3 Jim Brown (1958, 1962, 1965)

Most Total Touchdowns – Career

- 126 Jim Brown (1957-65); 106 Rush, 20 Rec
- 90 Leroy Kelly (1964-73); 74 Rush, 13 Rec, 3 Ret
- 70 Gary Collins (1962-71); 70 Rec
- 55 Ray Renfro (1952-63); 4 Rush, 50 Rec, 1 Ret
- 54 Kevin Mack (1985-93); 46 Rush, 8 Rec

Most Total Touchdowns – Season

- 21 Jim Brown (1965); 17 Rush, 4 Rec
- 20 Leroy Kelly (1968); 16 Rush, 4 Rec
- 18 Jim Brown (1958); 17 Rush, 1 Rec
- 18 Jim Brown (1962); 13 Rush, 5 Rec
- 16 Leroy Kelly (1966); 15 Rush, 1 Rec
- 16 Braylon Edwards (2007); 16 Rec

Most Total Touchdowns – Game

- 6 Dub Jones (11/25/1951 vs. Chicago Bears); 4 Rush, 2 Rec
- 5 Jim Brown (11/1/1959 at Baltimore Colts); 5 Rush
- 4 Jim Brown (11/24/1957 vs. Los Angeles Rams); 4 Rush
- 4 Jim Brown (10/26/1958 at Chicago Cardinals); 4 Rush

5 Phil Dawson (11/17/2008 at Buffalo Bills)

Most Consecutive Games Field Goal Made

- 15 Phil Dawson (2007)–1, (2008)–14
- 14 Lou Groza (1950)–10, (1951)–4

Most Consecutive Field Goals Made

- 27 Phil Dawson (2003)–10, (2004)–17
- 23 Matt Stover (1994)–20, (1995)–3
- 21 Phil Dawson (2001)–15, (2002)–6
- 20 Phil Dawson (2004)–5 (2005)–15
- 16 Don Cockroft (1974)–11, (1975)–5

Highest Field Goal Percentage – Career (minimum 50 attempts)

- 83.17 Phil Dawson (1999-2010); 252-303
- 80.60 Matt Stover (1991-95); 108-134
- 74.09 Matt Bahr (1981-89); 143-193
- 65.85 Don Cockroft (1968-80); 216-328
- 58.10 Lou Groza (1950-59, 1961-67); 233-401

Highest Field Goal Percentage – Season (minimum 14 attempts)

- 93.10 Phil Dawson (2005); 27-29
- 92.86 Matt Stover (1994); 26-28
- 89.47 Phil Dawson (2009); 17-19
- 88.46 Lou Groza (1953); 23-26
- 88.00 Phil Dawson (2001); 22-25

Most Safeties – Career

- 2 Walter Johnson (1965-76)

Most Safeties – Season

- 1 13 times; most recently: punter kicked ball out of the end zone (vs. Buffalo Bills, 12/16/2007)

RUSHING

Most Rushing Attempts – Career

- 2,359 Jim Brown (1957-65)
- 1,727 Leroy Kelly (1964-73)
- 1,593 Mike Pruitt (1976-84)
- 1,291 Kevin Mack (1985-93)
- 1,158 Greg Pruitt (1973-81)

Most Rushing Attempts – Season

- 309 Reuben Droughns (2005)
- 305 Jim Brown (1961)
- 298 Jamal Lewis (2007)
- 293 Mike Pruitt (1983)
- 291 Jim Brown (1963)

Most Rushing Attempts – Game

- 39 Jerome Harrison (12/27/2009 vs. Oakland Raiders)
- 38 Lee Suggs (12/26/2004 at Miami Dolphins)
- 37 Jim Brown (10/4/1959 at Chicago Cardinals)
- 34 Jim Brown (10/12/1958 vs. Chicago Cardinals)
- 34 Jim Brown (11/19/1961 vs. Philadelphia Eagles)
- 34 Jerome Harrison (12/20/2009 at Kansas City Chiefs)

Most Rushing Yards – Career

- 12,312 Jim Brown (1957-65)
- 7,274 Leroy Kelly (1964-73)
- 6,540 Mike Pruitt (1976-84)
- 5,496 Greg Pruitt (1973-81)
- 5,123 Kevin Mack (1985-93)

Most Rushing Yards – Season

- 1,863 Jim Brown (1963)
- 1,544 Jim Brown (1965)
- 1,527 Jim Brown (1958)
- 1,446 Jim Brown (1964)
- 1,408 Jim Brown (1961)

Most Rushing Yards – Game

- 286 Jerome Harrison (12/20/2009 at Kansas City Chiefs)
- 237 Jim Brown (11/24/1957 vs. Los Angeles Rams)
- 237 Jim Brown (11/19/1961 vs. Philadelphia Eagles)
- 232 Bobby Mitchell (11/15/1959 at Washington Redskins)
- 232 Jim Brown (9/22/1963 at Dallas Cowboys)

Most Seasons 1,000 or More Yards Rushing

- 7 Jim Brown (1958-61, 1963-65)
- 4 Mike Pruitt (1979-81, 1983)
- 3 Leroy Kelly (1966-68)
- 3 Greg Pruitt (1975-77)

Most Games 100 or More Yards Rushing – Career

- 58 Jim Brown (1957-65)
- 27 Leroy Kelly (1964-73)
- 17 Greg Pruitt (1973-81)
- 16 Mike Pruitt (1976-84)
- 9 Kevin Mack (1985-93)

Most Games 100 or More Yards Rushing – Season

- 9 Jim Brown (1958, 1963)
- 8 Jim Brown (1959, 1965)
- 7 Jim Brown (1960)
- 7 Leroy Kelly (1968)
- 6 Jim Brown (1961, 1964)
- 6 Leroy Kelly (1966)

Most Consecutive 100-Yard Rushing Games

- 6 Jim Brown (1958)
- 5 Jim Brown (1961)
- 4 Jim Brown (1959, 1960)
- 4 Leroy Kelly (1968)

Most Rushing Touchdowns – Career

- 106 Jim Brown (1957-65)
- 74 Leroy Kelly (1964-73)
- 47 Mike Pruitt (1976-84)
- 46 Kevin Mack (1985-93)
- 33 Otto Graham (1950-55)

Most Rushing Touchdowns – Season

- 17 Jim Brown (1958)
- 17 Jim Brown (1965)
- 16 Leroy Kelly (1968)
- 15 Leroy Kelly (1966)
- 14 Jim Brown (1959)

Most Rushing Touchdowns – Game

- 5 Jim Brown (11/11/1959 at Baltimore Colts)
- 4 Dub Jones (11/25/1951 vs. Chicago Bears)
- 4 Jim Brown (11/24/1957 vs. Los Angeles Rams)
- 4 Jim Brown (10/26/1958 at Chicago Cardinals)
- 4 Jim Brown (11/19/1961 vs. Philadelphia Eagles)
- 4 Jim Brown (11/18/1962 vs. St. Louis Cardinals)
- 4 Leroy Kelly (12/11/1968 vs. New York Giants)
- 4 Jamal Lewis (11/4/2007 vs. Seattle Seahawks)

Most Consecutive Games with Rushing Touchdowns

- 9 Leroy Kelly (1968)
- 7 Jim Brown (1957)–1, (1958)–6; (1962)–2, (1963)–5

Best Rushing Average – Career (minimum 500 attempts)

- 5.22 Jim Brown (1957-65); 2,359-12,312
- 4.80 Ernie Green (1962-68); 668-3,204
- 4.75 Greg Pruitt (1973-81); 1,158-5,496
- 4.21 Leroy Kelly (1964-73); 1,727-7,274
- 4.19 Cleo Miller (1975-82); 546-2,286

Best Rushing Average – Season (minimum 150 attempts)

- 6.40 Jim Brown (1963); 291-1,863
- 5.94 Jim Brown (1958); 257-1,527
- 5.85 Jim Brown (1960); 215-1,257
- 5.46 Leroy Kelly (1966); 209-1,141
- 5.45 Greg Pruitt (1978); 176-960

Best Rushing Average – Game (minimum 11 attempts)

- 17.09 Marion Motley (10/29/1950 vs. Pittsburgh Steelers); 11-188
- 16.57 Bobby Mitchell (11/15/1959 at Washington Redskins); 14-232
- 13.36 Bobby Mitchell (10/12/1958 vs. Chicago Cardinals); 11-147
- 11.67 Bobby Mitchell (12/3/1961 at Dallas Cowboys); 12-140
- 11.60 Jim Brown (9/22/1963 at Dallas Cowboys); 20-232

PASSING

Most Pass Attempts – Career

- 3,439 Brian Sipe (1974-83)
- 3,150 Bernie Kosar (1985-93)
- 1,755 Frank Ryan (1962-68)
- 1,714 Tim Couch (1999-03)
- 1,565 Otto Graham (1950-55)

Most Pass Attempts – Season

- 567 Brian Sipe (1981)
- 554 Brian Sipe (1980)
- 535 Brian Sipe (1979)
- 531 Bernie Kosar (1986)
- 527 Derek Anderson (2007)

Most Pass Attempts – Game

- 57 Brian Sipe (9/7/1981 vs. San Diego Chargers)
- 54 Eric Zeier (11/5/1995 vs. Houston Oilers)
- 53 Brian Sipe (9/13/1981 vs. Houston Oilers)
- 50 Bernie Kosar (11/10/1986 vs. Miami Dolphins)
- 50 Tim Couch (9/22/2002 at Tennessee Titans)

Most Pass Completions – Career

- 1,944 Brian Sipe (1974-83)
- 1,853 Bernie Kosar (1985-93)

- 1,025 Tim Couch (1999-03)
907 Frank Ryan (1962-68)
872 Otto Graham (1950-55)
- Most Pass Completions – Season**
337 Brian Sipe (1980)
313 Brian Sipe (1981)
310 Bernie Kosar (1986)
307 Bernie Kosar (1991)
303 Bernie Kosar (1989)
- Most Pass Completions – Game**
36 Tim Couch (9/22/2002 at Tennessee Titans)
33 Brian Sipe (12/5/1982 vs. San Diego Chargers)
32 Bernie Kosar (11/10/1986 vs. Miami Dolphins)
31 Brian Sipe (9/7/1981 vs. San Diego Chargers)
30 Brian Sipe (12/7/1980 vs. New York Jets)
30 Brian Sipe (10/25/1981 vs. Baltimore Colts)
30 Kelly Holcomb (11/28/2004 at Cincinnati Bengals)
- Highest Completion Percentage – Career (minimum 750 attempts)**
59.80 Tim Couch (1999-03); 1,025-1,714
58.83 Bernie Kosar (1985-93); 1,853-3,150
57.92 Vinny Testaverde (1993-95); 578-998
57.89 Milt Plum (1957-61); 627-1,083
56.53 Brian Sipe (1973-83); 1,944-3,439
- Highest Completion Percentage – Season (minimum 200 attempts)**
64.73 Otto Graham (1953); 167-258
64.12 Charlie Frye (2006); 252-393
63.91 Kelly Holcomb (2003); 193-302
63.72 Tim Couch (2000); 137-215
62.15 Bernie Kosar (1991); 307-494
- Highest Completion Percentage – Game (minimum 15 attempts)**
91.30 Vinny Testaverde (12/26/1993 at Los Angeles Rams); 23-21
82.86 Kelly Holcomb (11/16/2003 vs. Arizona Cardinals); 35-29
82.61 Bernie Kosar (12/6/1992 vs. Cincinnati Bengals); 23-19
82.35 George Ratterman (10/6/1956 at Pittsburgh Steelers); 17-14
82.14 Brian Sipe (10/24/1976 vs. San Diego Chargers); 28-23
- Most Consecutive Pass Completions**
16 Bernie Kosar (10/29/1989 vs. Houston Oilers through 11/5/1989 at Tampa Bay Buccaneers)
16 Kelly Holcomb (11/16/2003 vs. Arizona Cardinals through 11/23/2003 vs. Pittsburgh Steelers)
15 Vinny Testaverde (12/26/1993 at Los Angeles Rams through 1/21/1994 at Pittsburgh Steelers)
14 Brian Sipe (12/5/1982 vs. San Diego Chargers)
13 Brian Sipe (9/28/1980 vs. Tampa Bay Buccaneers)
13 Paul McDonald (10/28/1984 vs. New Orleans Saints)
13 Derek Anderson (12/17/2006 at Baltimore Ravens)
- Most Passing Yards – Career**
23,713 Brian Sipe (1974-83)
21,904 Bernie Kosar (1985-93)
13,499 Otto Graham (1950-55)
13,361 Frank Ryan (1962-68)
11,131 Tim Couch (1999-03)
- Most Passing Yards – Season**
4,132 Brian Sipe (1980)
3,876 Brian Sipe (1981)
3,854 Bernie Kosar (1986)
3,793 Brian Sipe (1979)
3,787 Derek Anderson (2007)
- Most Passing Yards – Game**
444 Brian Sipe (10/25/1981 vs. Baltimore Colts)
414 Bernie Kosar (11/23/1986 vs. Pittsburgh Steelers)
413 Kelly Holcomb (11/28/2004 at Cincinnati Bengals)
401 Otto Graham (10/4/1952 at Pittsburgh Steelers)
401 Bernie Kosar (11/10/1986 vs. Miami Dolphins)
- Most 300-yard Passing Games – Career**
18 Brian Sipe (1974-83)
11 Bernie Kosar (1985-93)
7 Otto Graham (1950-55)
- Most Passing Touchdowns – Career**
154 Brian Sipe (1974-83)
134 Frank Ryan (1962-68)
116 Bernie Kosar (1985-93)
88 Otto Graham (1950-55)
71 Bill Nelsen (1968-72)
- Most Passing Touchdowns Combination QB to Receiver – Career**
49 QB Frank Ryan – WR Gary Collins
29 QB Otto Graham – WR Dante Lavelli
- 29 QB Brian Sipe – TE Ozzie Newsome
26 QB Brian Sipe – WR Reggie Rucker
25 QB Frank Ryan – WR Paul Warfield
- Most Passing Touchdowns – Season**
30 Brian Sipe (1980)
29 Frank Ryan (1966)
29 Derek Anderson (2007)
28 Brian Sipe (1979)
26 Brian Sipe (1983)
- Most Passing Touchdowns – Game**
5 Frank Ryan (12/12/1964 at New York Giants)
5 Bill Nelsen (11/2/1969 vs. Dallas Cowboys)
5 Brian Sipe (10/7/1979 vs. Pittsburgh Steelers)
5 Kelly Holcomb (11/28/2004 at Cincinnati Bengals)
5 Derek Anderson (9/16/2007 vs. Cincinnati Bengals)
- Most Consecutive Games with a Touchdown Pass**
23 Frank Ryan (1965) 1, (1966) 14, (1967) 8
18 Milt Plum (1959) 1, (1960) 12, (1961) 5
- Highest QB Rating – Career (minimum 750 attempts)**
89.93 Milt Plum (1957-61)
81.64 Bernie Kosar (1985-93)
81.43 Frank Ryan (1962-68)
80.89 Vinny Testaverde (1993-95)
78.17 Otto Graham (1950-55)
- Highest QB Rating – Season (minimum 200 attempts)**
110.37 Milt Plum (1960)
99.66 Otto Graham (1953)
95.41 Bernie Kosar (1987)
91.37 Brian Sipe (1980)
90.59 Frank Ryan (1963)
- Highest QB Rating – Game (minimum 15 attempts)**
158.33 Otto Graham (10/10/1954 vs. Chicago Cardinals)
158.33 Brian Sipe (10/29/1978 vs. Buffalo Bills)
154.86 Milt Plum (11/13/1960 vs. St. Louis Cardinals)
153.94 Milt Plum (10/25/1959 vs. Washington Redskins)
150.57 Otto Graham (10/4/1953 at Chicago Cardinals)
150.57 Brian Sipe (11/19/1978 at Baltimore Colts)
- Most Passes Intercepted – Career**
149 Brian Sipe (1974-83)
94 Otto Graham (1950-55)
88 Frank Ryan (1962-68)
81 Mike Phipps (1970-76)
81 Bernie Kosar (1985-93)
- Most Passes Intercepted – Season**
26 Brian Sipe (1979)
25 Brian Sipe (1981)
24 Otto Graham (1952)
23 Bill Nelsen (1971)
23 Brian Sipe (1983)
23 Paul McDonald (1984)
- Most Passes Intercepted – Game**
6 Brian Sipe (11/22/1981 vs. Pittsburgh Steelers)
6 Brian Sipe (10/16/1983 at Pittsburgh Steelers)
5 Otto Graham (10/17/1954 at Pittsburgh Steelers)
5 Frank Ryan (11/6/1966 at Pittsburgh Steelers)
- Most Consecutive Attempts without an Interception**
308 Bernie Kosar (1990-91)
208 Milt Plum (1959-60)
174 Vinny Testaverde (1995)
150 Brady Quinn (2009)
132 Derek Anderson (2008)
- Lowest Interception Percentage – Career (minimum 750 attempts)**
2.57 Bernie Kosar (1985-93); 1,853-3,150-81
3.60 Milt Plum (1957-61); 627-1,083-39
3.72 Vinny Testaverde (1993-95); 578-999-37
3.91 Tim Couch (1999-03); 1,025-1,714-67
4.10 Derek Anderson (2005-09); 587-1,109-45
- Lowest Interception Percentage – Season (minimum 200 attempts)**
1.82 Bernie Kosar (1991); 307-494-9
1.88 Bernie Kosar (1986); 310-531-10
2.00 Milt Plum (1960); 151-250-5
2.31 Bernie Kosar (1987); 241-389-9
2.48 Vinny Testaverde (1995); 221-363-10

RECEIVING

- Most Receptions – Career**
662 Ozzie Newsome (1978-90)

- 331 Gary Collins (1962-71)
- 323 Greg Pruitt (1973-81)
- 315 Brian Brennan (1984-91)
- 315 Kevin Johnson (1999-03)

Most Receptions – Season

- 89 Ozzie Newsome (1983)
- 89 Ozzie Newsome (1984)
- 89 Kellen Winslow (2006)
- 84 Kevin Johnson (2001)
- 82 Kellen Winslow (2007)

Most Receptions – Game

- 14 Ozzie Newsome (10/14/1984 vs. New York Jets)
- 11 Mac Speedie (11/9/1952 vs. Chicago Cardinals)
- 11 Webster Slaughter (12/22/1991 at Pittsburgh Steelers)
- 11 Kevin Johnson (9/21/2003 at San Francisco 49ers)
- 11 Kellen Winslow (11/5/2006 at San Diego Chargers)
- 11 Kellen Winslow (12/31/2006 at Houston Texans)
- 11 Kellen Winslow (11/4/2007 vs. Seattle Seahawks)

Most Consecutive Games with Reception

- 150 Ozzie Newsome (1979-89)
- 73 Kevin Johnson (1999-03)
- 61 Braylon Edwards (2005-09)
- 53 Mike Pruitt (1979-83)

Most Receiving Yards – Career

- 7,980 Ozzie Newsome (1978-90)
- 5,508 Ray Renfro (1952-63)
- 5,299 Gary Collins (1962-71)
- 5,210 Paul Warfield (1964-69, 1976-77)
- 4,953 Reggie Rucker (1975-81)

Most Receiving Yards – Season

- 1,289 Braylon Edwards (2007)
- 1,236 Webster Slaughter (1989)
- 1,106 Kellen Winslow (2007)
- 1,097 Kevin Johnson (2001)
- 1,067 Paul Warfield (1968)

Most Receiving Yards – Game

- 191 Ozzie Newsome (10/14/1984 vs. New York Jets)
- 186 Webster Slaughter (10/23/1989 vs. Chicago Bears)
- 184 Webster Slaughter (10/29/1989 vs. Houston Oilers)
- 182 Darrel Brewster (12/6/1953 vs. New York Giants)
- 177 Gern Nagler (11/20/1960 at Pittsburgh Steelers)
- 177 Reggie Rucker (11/18/1979 vs. Miami Dolphins)
- 177 Eric Metcalf (9/20/1992 at Los Angeles Raiders)

Most 100-yard Receiving Games – Career

- 14 Ray Renfro (1952-63)
- 14 Webster Slaughter (1986-91)
- 12 Paul Warfield (1964-69, 1976-77)
- 11 Gary Collins (1962-71)
- 11 Braylon Edwards (2005-09)

Most Seasons 50 or More Receptions

- 6 Ozzie Newsome (1979-81, 1983-85)
- 4 Kevin Johnson (1999-2002)
- 3 Gary Collins (1965-66, 1969)
- 3 Webster Slaughter (1989-91)
- 3 Eric Metcalf (1989-90, 1993)
- 3 Braylon Edwards (2006-09)

Highest Receiving Average – Career (minimum 100 receptions)

- 19.60 Ray Renfro (1952-63); 281-5,508
- 19.23 Paul Warfield (1964-69, 1976-77); 271-5,210
- 18.44 Ricky Feacher (1976-84); 113-2,084

Highest Receiving Average – Season (minimum 20 receptions)

- 28.05 Ray Renfro (1957); 21-589
- 23.88 Ray Renfro (1958); 24-573
- 22.55 Ricky Feacher (1981); 29-654

Highest Receiving Average – Game (minimum 3 receptions)

- 52.33 Rich Kreitling (10/2/1960 vs. Pittsburgh Steelers); 3-157
- 48.67 Clarence Weathers (10/13/1985 at Houston Oilers); 3-146
- 46.00 Webster Slaughter (10/29/1989 vs. Houston Oilers); 4-184

Most Receiving Touchdowns – Career

- 70 Gary Collins (1962-71)
- 52 Paul Warfield (1964-69, 1976-77)
- 50 Ray Renfro (1952-63)
- 47 Ozzie Newsome (1978-90)
- 33 Dante Lavelli (1950-56)

Most Receiving Touchdowns – Season

- 16 Braylon Edwards (2007)
- 13 Gary Collins (1963)

- 12 Gary Collins (1966)
- 12 Paul Warfield (1968)
- 11 Gary Collins (1969)

Most Receiving Touchdowns – Game

- 3 Mac Speedie (12/2/1951 vs. Chicago Cardinals)
- 3 Darrel Brewster (12/6/1953 vs. New York Giants)
- 3 Ray Renfro (11/22/1959 vs. Pittsburgh Steelers)
- 3 Gary Collins (10/20/1963 vs. Philadelphia Eagles)
- 3 Reggie Rucker (9/12/1976 vs. New York Jets)
- 3 Larry Poole (11/13/1977 at Pittsburgh Steelers)
- 3 Calvin Hill (11/19/1978 at Baltimore Colts)
- 3 Eric Metcalf (9/20/1992 at Los Angeles Raiders)
- 3 Steve Heiden (11/28/2004 at Cincinnati Bengals)
- 3 Braylon Edwards (10/14/2007 vs. Miami Dolphins)

Most Consecutive Games with TD Reception

- 7 Gary Collins (1963) 2 (1964) 5
- 6 Paul Warfield (1968)

INTERCEPTIONS

Most Passes Intercepted – Career

- 45 Thom Darden (1972-74, 1976-81)
- 40 Warren Lahr (1950-59)
- 39 Clarence Scott (1971-83)
- 30 Ken Konz (1953-59)
- 29 Bernie Parrish (1959-66)

Most Passes Intercepted – Season

- 10 Thom Darden (1978)
- 10 Anthony Henry (2001)
- 9 Tommy James (1950)
- 9 Felix Wright (1989)
- 9 Eric Turner (1994)

Most Passes Intercepted – Game

- 3 Tommy James (11/5/1950 at Chicago Cardinals)
- 3 Tommy James (11/1/1953 vs. Washington Redskins)
- 3 Bobby Franklin (12/11/1960 vs. Chicago Bears)
- 3 Bernie Parrish (12/3/1961 at Dallas Cowboys)
- 3 Ross Fichtner (10/23/1966 vs. Dallas Cowboys)
- 3 Ron Bolton (11/27/1977 vs. Los Angeles Rams)
- 3 Hanford Dixon (12/19/1982 vs. Pittsburgh Steelers)
- 3 Frank Minnifield (11/22/1987 at Houston Oilers)
- 3 Stevon Moore (9/17/1995 at Houston Oilers)
- 3 Anthony Henry (9/23/2001 vs. Detroit Lions)
- 3 Anthony Henry (11/18/2001 at Baltimore Ravens)

Most Interception Return Yards – Career

- 820 Thom Darden (1972-74, 1976-81)
- 581 Ross Fichtner (1960-67)
- 557 Bernie Parrish (1959-66)
- 530 Warren Lahr (1950-59)
- 469 Felix Wright (1985-90)

Most Interception Return Yards – Season

- 238 Bernie Parrish (1960)
- 200 Thom Darden (1978)
- 199 Eric Turner (1994)
- 190 Don Paul (1956)
- 177 Anthony Henry (2001)

Most Interception Return Yards – Game

- 122 Brandon McDonald (12/15/2008 at Philadelphia Eagles)
- 115 Bernie Parrish (12/11/1960 vs. Chicago Bears)
- 108 Felix Wright (10/26/1987 vs. Los Angeles Rams)
- 101 Eric Turner (9/18/1994 vs. Arizona Cardinals)
- 100 Brodney Pool (11/18/2007 at Baltimore Ravens)

Highest Average Gain on Interceptions – Career (minimum 10 interceptions)

- 23.00 Eric Barnes (1965-71); 18-414
- 21.73 Oliver Davis (1977-80); 11-239
- 21.52 Ross Fichtner (1960-67); 27-581

Highest Average Gain on Interceptions – Season (minimum 3 interceptions)

- 43.67 Eric Wright (2008); 3-131
- 39.67 Bernie Parrish (1960); 6-238
- 38.00 Felix Wright (1987); 4-152
- 34.67 Brian Washington (1988); 3-104

Highest Average Gain on Interceptions – Game (minimum 2 interceptions)

- 61.00 Brandon McDonald (12/15/2008 at Philadelphia Eagles); 2-122
- 57.50 Bernie Parrish (12/11/1960 vs. Chicago Bears); 2-115
- 54.00 Felix Wright (10/26/1987 vs. Los Angeles Rams); 2-108
- 50.50 Eric Turner (9/18/1994 vs. Arizona Cardinals); 2-101

Most Touchdowns on Interceptions – Career

- 5 Warren Lahr (1950-59)
- 4 Ken Konz (1953-59)

- 3 Bernie Parrish (1959-66)
 - 3 Ross Fichtner (1960-67)
 - 3 Jim Houston (1960-72)
 - 3 Erich Barnes (1965-71)
- Most Touchdowns on Interceptions – Season
- 2 Warren Lahr (1950)
 - 2 Warren Lahr (1951)
 - 2 Ken Konz (1954)
 - 2 Bobby Franklin (1960)
 - 2 Jim Houston (1967)
 - 2 Thane Gash (1989)
 - 2 David Bowers (2010)
- Most Touchdowns on Interceptions – Game
- 2 Bobby Franklin (12/11/1960 vs. Chicago Bears)
 - 2 David Bowers (10/24/2010 at New Orleans Saints)

PUNTING

- Most Punts – Career
- 651 Don Cockroft (1968-80)
 - 466 Chris Gardocki (1999-03)
 - 385 Horace Gillom (1950-56)
 - 336 Gary Collins (1962-71)
 - 254 Dave Zastudil (2006-10)
- Most Punts – Season
- 108 Chris Gardocki (2000)
 - 106 Chris Gardocki (1999)
 - 99 Chris Gardocki (2001)
 - 97 Bryan Wagner (1989)
 - 90 Don Cockroft (1974)
- Most Punts – Game
- 12 Horace Gillom (12/3/1950 vs. Philadelphia Eagles)
 - 12 Bryan Wagner (11/19/1989 vs. Kansas City Chiefs)
 - 12 Chris Gardocki (12/3/2000 at Jacksonville Jaguars)
 - 11 Horace Gillom (10/4/1953 at Chicago Cardinals)
 - 11 Gary Collins (12/12/1965 at Los Angeles Rams)
 - 11 Don Cockroft (10/15/1972 vs. Chicago Bears)
- Most Punt Yards – Career
- 26,262 Don Cockroft (1968-80)
 - 20,220 Chris Gardocki (1999-03)
 - 16,872 Horace Gillom (1950-56)
 - 13,764 Gary Collins (1962-71)
 - 11,207 Dave Zastudil (2006-10)
- Most Punt Yards – Season
- 4,919 Chris Gardocki (2000)
 - 4,645 Chris Gardocki (1999)
 - 4,249 Chris Gardocki (2001)
 - 3,817 Bryan Wagner (1989)
 - 3,643 Don Cockroft (1974)
- Most Punt Yards – Game
- 517 Chris Gardocki (12/3/2000 at Jacksonville Jaguars)
 - 510 Horace Gillom (12/3/1950 vs. Philadelphia Eagles)
 - 497 Gary Collins (12/12/1965 at Los Angeles Rams)
 - 491 Chris Gardocki (11/26/2000 at Baltimore Ravens)
 - 480 Don Cockroft (10/15/1972 vs. Chicago Bears)
- Best Gross Punting Average – Career (minimum 50 attempts)
- 44.12 Dave Zastudil (2006-10): 254-11,207
 - 43.82 Horace Gillom (1950-56): 385-16,872
 - 43.39 Chris Gardocki (1999-03): 466-20,220
 - 42.85 Brian Hansen (1991-93): 236-10,112
 - 42.64 Sam Baker (1960-61): 108-4,605
- Best Gross Punting Average – Season (minimum 35 attempts)
- 46.69 Gary Collins (1965): 65-3,035
 - 45.69 Horace Gillom (1952): 61-2,787
 - 45.55 Chris Gardocki (2000): 108-4,919
 - 45.47 Dave Zastudil (2008): 75-3,410
 - 45.49 Horace Gillom (1951): 73-3,321
- Best Gross Punting Average – Game
- 58.00 Johnny Evans (12/3/1978 at Seattle Seahawks): 1-58
 - 56.50 Sam Baker (11/13/1960 vs. St. Louis Cardinals): 2-113
 - 54.75 Horace Gillom (11/28/1954 at New York Giants): 4-219
 - 54.33 Gary Collins (10/17/1965 vs. Dallas Cowboys): 6-326
 - 54.00 Dave Mays (9/26/1976 at Denver Broncos): 1-54
- Most Punts Inside 20 Yard Line – Career
- 114 Chris Gardocki (1999-03)
 - 90 Dave Zastudil (2006-10)
 - 63 Brian Hansen (1991-93)
 - 59 Jeff Gossett (1983, 1985-87)

- 45 Bryan Wagner (1989-90)
- Most Punts Inside 20 Yard Line – Season
- 32 Bryan Wagner (1989)
 - 29 Reggie Hodges (2010)
 - 28 Brian Hansen (1992)
 - 28 Dave Zastudil (2006)
 - 27 Tom Tupa (1994)
 - 27 Chris Gardocki (2002)
- Most Punts Inside 20 Yard Line – Game
- 7 Dave Zastudil (10/11/2009 at Buffalo Bills)
 - 5 Jeff Gossett (9/28/1986 vs. Detroit Lions)
 - 5 Lee Johnson (9/4/1988 at Kansas City)
 - 5 Bryan Wagner (12/17/1989 vs. Minnesota)
 - 5 Chris Gardocki (11/1/2001 vs. Pittsburgh)

PUNT RETURNS

- Most Punt Returns – Career
- 202 Dennis Northcutt (2000-06)
 - 161 Gerald McNeil (1986-89)
 - 127 Eric Metcalf (1989-94)
 - 123 Joshua Cribbs (2005-10)
 - 111 Dino Hall (1979-83)
- Most Punt Returns – Season
- 49 Gerald McNeil (1989)
 - 44 Eric Metcalf (1992)
 - 40 Gerald McNeil (1986)
 - 39 Dino Hall (1983)
 - 38 Gerald McNeil (1988)
 - 38 Joshua Cribbs (2009)
- Most Punt Returns – Game
- 7 Chet Hanulak (11/7/1954 vs. Washington Redskins)
 - 7 Dino Hall (10/25/1981 vs. Baltimore Colts)
 - 7 Gerald McNeil (10/12/1986 vs. Kansas City Chiefs)
 - 7 Gerald McNeil (11/16/1986 at Los Angeles Raiders)
 - 7 Gerald McNeil (11/19/1989 vs. Kansas City Chiefs)
 - 7 Eric Metcalf (11/8/1992 at Houston Oilers)
- Most Punt Return Yards – Career
- 2,149 Dennis Northcutt (2000-06)
 - 1,545 Gerald McNeil (1986-89)
 - 1,341 Eric Metcalf (1989-94)
 - 1,309 Joshua Cribbs (2005-10)
 - 990 Leroy Kelly (1964-73)
- Most Punt Return Yards – Season
- 496 Gerald McNeil (1989)
 - 464 Eric Metcalf (1993)
 - 452 Joshua Cribbs (2009)
 - 432 Dennis Northcutt (2004)
 - 429 Eric Metcalf (1992)
- Most Punt Return Yards – Game
- 166 Eric Metcalf (10/24/1993 vs. Pittsburgh Steelers)
 - 135 Joshua Cribbs (12/30/2007 vs. San Francisco 49ers)
 - 120 Joshua Cribbs (10/4/2009 vs. Cincinnati Bengals)
 - 115 Eric Metcalf (9/4/1994 at Cincinnati Bengals)
 - 109 Leroy Kelly (11/28/1965 at Pittsburgh Steelers)
- Most Punt Return Touchdowns – Career
- 5 Eric Metcalf (1989-94)
 - 3 Bobby Mitchell (1958-61)
 - 3 Leroy Kelly (1964-73)
 - 3 Dennis Northcutt (2000-06)
- Most Punt Return Touchdowns – Season
- 2 Leroy Kelly (1965)
 - 2 Eric Metcalf (1993)
 - 2 Eric Metcalf (1994)
 - 2 Dennis Northcutt (2002)
- Most Punt Return Touchdowns – Game
- 2 Eric Metcalf (10/24/1993 vs. Pittsburgh Steelers)
- Highest Punt Return Average – Career (minimum 50 returns)
- 11.77 Greg Pruitt (1973-81): 56-659
 - 11.24 Bobby Mitchell (1958-61): 54-607
 - 10.64 Dennis Northcutt (2000-06): 202-2,149
 - 10.60 Joshua Cribbs (2005-10): 123-1,309
 - 10.56 Eric Metcalf (1989-94): 127-1,341
- Highest Punt Return Average – Season (minimum 15 returns)
- 15.59 Leroy Kelly (1965): 17-265
 - 14.68 Dennis Northcutt (2002): 25-367
 - 13.50 Joshua Cribbs (2007): 30-405
 - 12.93 Greg Pruitt (1974): 27-349
 - 12.89 Eric Metcalf (1993): 36-464

COMBINED NET YARDS

*Includes rushing, receiving, punt returns and kickoff returns.

Most Attempts – Career

2,650 Jim Brown (1957-65); 2,359 R, 262 P, 29 PR
2,087 Leroy Kelly (1964-73); 1,727 R, 190 P, 94 KR, 76 PR
1,860 Mike Pruitt (1976-84); 1,593 R, 255 P, 12 PR

Most Attempts – Season

353 Jim Brown (1961); 305 R, 46 P, 2 PR
353 Reuben Droughns (2005); 309 R, 39 P, 5 KR
331 Peyton Hillis (2010); 270 R, 61 P
328 Jamal Lewis (2007); 298 R, 30 P
323 Jim Brown (1965); 289 R, 34 P
323 Mike Pruitt (1983); 293 R, 30 P

Most Attempts – Game

39 Jim Brown (10/4/1959 at Chicago Cardinals); 37 R, 2P
39 Mike Pruitt (12/3/1981 at Houston Oilers); 32 R, 7 P
39 Lee Suggs (12/26/2004 at Miami Dolphins); 38 R, 1 P
39 Jerome Harrison (12/27/2009 vs. Oakland Raiders); 39 R
38 Jim Brown (11/19/1961 vs. Philadelphia Eagles); 34 R, 3 P, 1 PR
38 Earnest Byner (12/17/1995 vs. Cincinnati Bengals); 31 R, 7 P

Most Yards – Career

15,459 Jim Brown (1957-65); 12,312 R, 2,499 P, 648 KR
12,329 Leroy Kelly (1964-73); 7,274 R, 2,281 P, 1,784 KR, 990 PR
10,700 Greg Pruitt (1973-81); 5,496 R, 3,022 P, 1,523 KR, 659 PR
10,438 Joshua Cribbs (2005-10); 7,863 KR, 1,309 PR; 686 R, 580 P

Most Yards – Season

2,510 Joshua Cribbs (2009); 1,542 KR, 452 PR, 381 R, 135 P
2,312 Joshua Cribbs (2007); 1,809 KR, 405 PR, 37 P, 61 R
2,131 Jim Brown (1963); 1,863 R, 268 P
2,014 Leroy Kelly (1966); 1,141 R, 366 P, 403 KR, 104 PR
1,932 Eric Metcalf (1993); 611 R, 539 P, 318 KR, 464 PR

Most Yards – Game

316 Joshua Cribbs (12/27/2009 at Kansas City Chiefs); 269 KR, 36 PR, 8 R, 3 P
313 Jim Brown (11/19/1961 vs. Philadelphia Eagles); 237 R, 52 P, 24 KR
309 Joshua Cribbs (11/18/2007 at Baltimore Ravens); 245 KR, 61 PR, 3R
304 Greg Pruitt (11/23/1975 vs. Cincinnati Bengals); 121 R, 106 P, 36 KR, 41 PR
299 Leroy Kelly (12/4/1966 vs. New York Giants); 126 R, 71 P, 102 KR

High Average – Career (minimum 500 attempts)

17.33 Joshua Cribbs (2005-10); 602-10,438
11.94 Ozzie Newsome (1978-90); 682-8,144
8.87 Bobby Mitchell (1958-61); 667-5,916
7.89 Eric Metcalf (1989-94); 1,155-9,108

High Average – Season (minimum 100 attempts)

22.89 Joshua Cribbs (2007); 101-2,312
17.75 Joshua Cribbs (2008); 103-1,519
14.85 Joshua Cribbs (2009); 169-2,510
14.32 Dino Hall (1979); 103-1,475
13.01 Joshua Cribbs (2010); 103-1,340

High Average – Game (minimum 10 attempts)

27.80 Joshua Cribbs (11/2/2008 vs. Baltimore Ravens); 10-278
25.75 Joshua Cribbs (11/18/2007 at Baltimore Ravens); 12-309
22.57 Joshua Cribbs (12/20/2009 at Kansas City Chiefs); 14-316
22.09 Joshua Cribbs (10/4/2009 vs. Cincinnati Bengals); 11-243
21.20 Richard Alston (11/28/2004 at Cincinnati Bengals); 10-212

SCRIMMAGE YARDS

Most Attempts – Career

2,621 Jim Brown (1957-65); 2,359 R, 262 P
1,917 Leroy Kelly (1964-73); 1,727 R, 190 P
1,848 Mike Pruitt (1976-84); 1,593 R, 255 P

Most Attempts – Season

351 Jim Brown (1961); 305 R, 46 P
348 Reuben Droughns (2005); 309 R, 39 P
331 Peyton Hillis (2010); 270 R, 61 P
328 Jamal Lewis (2007); 298 R, 30 P
323 Jim Brown (1965); 289 R, 34 P
323 Mike Pruitt (1983); 293 R, 30 P

Most Attempts – Game

39 Jim Brown (10/4/1959 at Chicago Cardinals); 37R, 2P
39 Mike Pruitt (12/3/1981 at Houston Oilers); 32 R, 7 P
39 Lee Suggs (12/26/2004 at Miami Dolphins); 38 R, 1 P
39 Jerome Harrison (12/27/2009 vs. Oakland Raiders); 39 R
38 Earnest Byner (12/17/1995 vs. Cincinnati Bengals); 31R, 7P

Highest Punt Return Average – Game (minimum 3 returns)

34.67 Dennis Northcutt (11/5/2006 at San Diego Chargers); 3-104
33.75 Joshua Cribbs (12/30/2007 vs. San Francisco 49ers); 4-135
28.75 Eric Metcalf (9/4/1994 at Cincinnati Bengals); 4-115
27.67 Bobby Mitchell (10/8/1961 vs. Washington Redskins); 3-83
27.67 Eric Metcalf (10/23/1994 vs. Cincinnati Bengals); 3-83

KICKOFF RETURNS

Most Kickoff Returns – Career

305 Joshua Cribbs (2005-10)
151 Dino Hall (1979-83)
139 Eric Metcalf (1989-94)
88 Andre' Davis (2002-04)
87 Glen Young (1984-85, 1987-88)

Most Kickoff Returns – Season

61 Joshua Cribbs (2006)
59 Joshua Cribbs (2007)
56 Joshua Cribbs (2009)
52 Eric Metcalf (1990)
50 Dino Hall (1979)
50 Andre' Davis (2002)

Most Kickoff Returns – Game

10 Richard Alston (11/28/2004 at Cincinnati Bengals)
9 Dino Hall (10/7/1979 vs. Pittsburgh Steelers)
8 Dino Hall (11/25/1979 at Pittsburgh Steelers)
7 Dino Hall (11/29/1981 vs. Cincinnati Bengals)
7 Joshua Cribbs (11/18/2007 at Baltimore Ravens)
7 Joshua Cribbs (11/2/2008 vs. Baltimore Ravens)

Most Kickoff Return Yards – Career

7,863 Joshua Cribbs (2005-10)
3,185 Dino Hall (1979-83)
2,806 Eric Metcalf (1989-94)
2,079 Glen Young (1984-85, 1987-88)
1,872 Randy Baldwin (1991-94)

Most Kickoff Return Yards – Season

1,809 Joshua Cribbs (2007)
1,542 Joshua Cribbs (2009)
1,494 Joshua Cribbs (2006)
1,110 Joshua Cribbs (2008)
1,094 Joshua Cribbs (2005)

Most Kickoff Return Yards – Game

269 Joshua Cribbs (12/20/2009 at Kansas City Chiefs)
245 Joshua Cribbs (11/18/2007 at Baltimore Ravens)
237 Joshua Cribbs (11/2/2008 vs. Baltimore Ravens)
212 Richard Alston (11/28/2004 at Cincinnati Bengals)
204 Joshua Cribbs (11/11/2007 at Pittsburgh Steelers)

Most Kickoff Return Touchdowns – Career

*8 Joshua Cribbs (2005-10)
3 Bobby Mitchell (1958-61)
2 Eric Metcalf (1989-94)
* NFL Record

Most Kickoff Return Touchdowns – Season

3 Joshua Cribbs (2009)
2 Eric Metcalf (1990)
2 Joshua Cribbs (2007)

Most Kickoff Return Touchdowns – Game

2 Joshua Cribbs (12/20/2009 at Kansas City Chiefs)

Highest Kickoff Return Average – Career (minimum 50 returns)

26.26 Greg Pruitt (1973-81); 58-1,523
25.94 Walter Roberts (1964-66); 62-1,608
25.80 Joshua Cribbs (2005-10); 305-7,863
25.24 Keith Wright (1978-80); 70-1,767
25.00 Bobby Mitchell (1958-61); 62-1,550

Highest Kickoff Return Average – Season (minimum 12 returns)

31.69 Billy Lefear (1975); 13-412
30.66 Joshua Cribbs (2007); 59-1,809
29.50 Billy Reynolds (1954); 14-413
28.88 Bo Scott (1969); 25-722
28.31 Greg Pruitt (1973); 16-453

Highest Kickoff Return Average – Game (minimum 3 returns)

51.00 Joshua Cribbs (11/11/2007 at Pittsburgh Steelers); 4-204
48.33 Gerald McNeil (10/5/1986 at Pittsburgh Steelers); 3-145
45.67 Herman Fontenot (10/30/1988 vs. Cincinnati Bengals); 3-137
44.83 Joshua Cribbs (12/20/2009 at Kansas City Chiefs); 6-269
44.00 Joshua Cribbs (10/18/2009 at Pittsburgh Steelers); 3-132

Most Yards – Career

14,811 Jim Brown (1957-65); 12,312 R, 2,499 P
9,555 Leroy Kelly (1964-73); 7,274 R, 2,281 P
8,518 Greg Pruitt (1973-81); 5,496 R, 3,022 P
8,301 Mike Pruitt (1976-84); 6,540 R, 1,761 P
8,115 Ozzie Newsome (1978-90); 135 R, 7,980 P

Most Yards – Season

2,131 Jim Brown (1963); 1,863 R, 268 P
1,872 Jim Brown (1965); 1,544 R, 328 P
1,867 Jim Brown (1961); 1,408 R, 459 P

Most Yards – Game

298 Jerome Harrison (12/20/2009 at Kansas City Chiefs); 286 R, 12P
289 Jim Brown (11/19/1961 vs. Philadelphia Eagles); 237 R, 52 P
262 Jim Brown (9/15/1963 vs. Washington Redskins); 162 R, 100 P
258 Jim Brown (11/24/1957 vs. Los Angeles Rams); 237 R, 21 P

High Average – Career (minimum 400 attempts)

14.81 Ray Renfro (1952-63); 418-6,190
11.93 Ozzie Newsome (1978-90); 680-8,115
8.09 Dub Jones (1950-55); 481-3,893

High Average – Season (minimum 100 attempts)

8.53 Dub Jones (1952); 108-921
7.93 Dub Jones (1951); 134-1,062
7.64 Dub Jones (1950); 101-772

High Average – Game (minimum 10 attempts)

18.42 Marion Motley (10/29/1950 vs. Pittsburgh Steelers); 12-221
17.70 Gem Nagler (11/20/1960 at Pittsburgh Steelers); 10-177
16.33 Dub Jones (11/25/1951 vs. Chicago Bears); 12-196

TEAM RECORDS

GAMES WON

Most Games Won, One Season (Including Postseason)
13 (1986)

Most Games Won – Regular Season
12 (1986)

Most Games Won – Home (Season)
7 (2007)

Most Games Won – Road (Season)
6 (2002, 1986, 1972, 1965)

Most Consecutive Games Won, Start of Season
11 (1953)

Most Consecutive Games Won (During Season)
11 (1951, 1953)

Most Consecutive Games Won (Regular Season)
13 (1951-52)

Most Consecutive Home Games Won (Regular Season)
12 (1950-52)

Most Consecutive Road Games Won (Regular Season)
7 (1951-52, 1954-55, 1971-72)

GAMES LOST

Most Games Lost, One Season
14 (1999)

Most Consecutive Games Lost
11 (1974-75)

Most Consecutive Games Lost, Start of Season
9 (1975)

Most Consecutive Games Lost, End of Season
6 (1999, 2008)

Most Consecutive Home Games Lost
10 (2008-09)

Most Consecutive Road Games Lost
11 (1974-76)

SCORING

Most Points – Season

415 (1964); 22 FG, 49 PAT, 50 TD
403 (1966); 9 FG, 52 PAT, 54 TD
402 (2007); 26 FG, 42 PAT, 46 TD, 2 PAT, 1 SAFETY
394 (1968); 18 FG, 46 PAT, 49 TD
391 (1986); 26 FG, 43 PAT, 45 TD

Most Points – Game

62 (12/6/1953 vs. New York Giants); 2 FG, 8 PAT, 8 TD
62 (11/7/1954 vs. Washington Redskins); 2 FG, 8 PAT, 8 TD
52 (12/12/1964 at New York Giants); 1 FG, 7 PAT, 7 TD

QUARTERBACK SACKS

Most Sacks – Career

76.5 Clay Matthews (1978-93)
69 Jerry Sherk (1970-81)
58 Walter Johnson (1965-76)
51.5 Michael Dean Perry (1988-94)
40.5 Rob Burnett (1990-95)

Most Sacks – Season

14.5 Bill Glass (1965)
14 Jack Gregory (1970)
14 Reggie Camp (1984)
13 Jamir Miller (2001)
12 Jerry Sherk (1979)
12 Clay Matthews (1984)

Most Sacks – Game

4 Jerry Sherk (11/14/1976 vs. Philadelphia Eagles)
4 Mack Mitchell (11/20/1977 vs. New York Giants)
4 Andra Davis (11/9/2003 at Kansas City Chiefs)

Most Consecutive Games At Least One Sack

7 Bill Glass (1966)

Most Sack Yards – Career

568 Clay Matthews (1978-92)
547 Jerry Sherk (1970-81)

Most Sack Yards – Season

125.5 Reggie Camp (1984)

Most Sack Yards – Game

39 Reggie Camp (11/25/1984 vs. Houston Oilers)

51 (9/10/1989 at Pittsburgh Steelers); 3 FG, 6 PAT, 6 TD
51 (9/16/2007 vs. Cincinnati Bengals); 3 FG, 6 PAT, 6 TD

Fewest Points – Season

140 (1982); 7 FG, 17 PAT, 17 TD
161 (2000); 14 FG, 17 PAT, 17 TD
167 (1956); 11 FG, 18 PAT, 19 TD, 1 SAFETY
217 (1999); 8 FG, 23 PAT, 28 TD
218 (1975); 17 FG, 21 PAT, 24 TD

Most Points Against – Season

462 (1990); 16 FG, 56 PAT, 59 TD
437 (1999); 33 FG, 40 PAT, 49 TD
419 (2000); 31 FG, 44 PAT, 46 TD
390 (2004); 24 FG, 44 PAT, 45 TD, 1 2 PAT, 1 SAFETY
382 (2007); 32 FG, 38 PAT, 41 TD, 1 2 PAT

Most Points Against – Game

58 (12/9/1990 at Houston Oilers); 1 FG, 7 PAT, 8 TD
58 (11/28/2004 at Cincinnati Bengals); 3 FG, 7 PAT, 7 TD
55 (10/17/1954 at Pittsburgh Steelers); 7 PAT, 8 TD
55 (11/12/1967 at Green Bay Packers); 2 FG, 7 PAT, 7 TD
51 (11/9/1969 at Minnesota Vikings); 3 FG, 6 PAT, 6 TD
51 (10/7/1979 vs. Pittsburgh Steelers); 1 FG, 6 PAT, 7 TD

Fewest Points Against – Season

144 (1950); 4 FG, 18 PAT, 19 TD
152 (1951); 4 FG, 18 PAT, 20 TD
162 (1953); 2 FG, 20 PAT, 22 TD
162 (1954); 3 FG, 21 PAT, 22 TD
172 (1957); 7 FG, 19 PAT, 22 TD

Most Points, Both Teams – Game

106 (11/28/2004 at Cincinnati Bengals); 5 FG, 13 PAT, 13 TD (L, 48-58)
96 (9/16/2007 vs. Cincinnati Bengals); 12 PAT, 12 TD, 4 FG (W, 51-45)
89 (12/4/1966 vs. New York Giants); 4 FG, 11 PAT, 11 TD (W, 49-40)
86 (10/7/1979 vs. Pittsburgh Steelers); 1 FG, 11 PAT, 12 TD (L, 35-51)
82 (10/17/1954 at Pittsburgh Steelers); 10 PAT, 12 TD (L, 27-55)
82 (12/15/1960 at New York Giants); 2 FG, 10 PAT, 11 TD (W, 48-34)

Fewest Points, Both Teams – Game

6 (10/1/1950 vs. New York Giants); 1 TD (L, 0-6)
6 (11/21/1954 vs. Philadelphia Eagles); 2 FG (W, 6-0)
7 (10/25/1953 at New York Giants); 1 PAT, 1 TD (W, 7-0)
7 (12/1/1974 vs. San Francisco 49ers); 1 PAT, 1 TD (W, 7-0)
8 (12/12/1970 vs. Dallas Cowboys); 2 FG, 1 SAFETY (L, 2-6)
8 (12/16/2007 vs. Buffalo Bills); 2 FG, 1 SAFETY (W, 8-0)

Most Touchdowns – Season	54 (1966): 18 Rush, 33 Rec, 3 Ret	Most Touchdowns Passing Against – Game	6 (9/26/1965 vs. St. Louis Cardinals)
50 (1964): 14 Rush, 28 Rec, 8 Ret	49 (1968): 20 Rush, 27 Rec, 2 Ret	5 (9/16/2007 vs. Cincinnati Bengals)	5 (12/12/1965 at Los Angeles Rams)
Most Touchdowns – Game	8 (12/6/1953 vs. New York Giants): 2 Rush, 5 Rec, 1 Ret	5 (11/18/1990 vs. Houston Oilers)	5 (11/22/2009 at Detroit Lions)
8 (11/7/1954 vs. Washington Redskins): 3 Rush, 4 Rec, 1 Ret	Most Touchdowns Against – Season	7 (1956)	8 (1950)
Most Touchdowns Against – Season	59 (1990): 21 Rush, 32 Rec, 6 Def	8 (1957)	8 (1957)
49 (1999): 29 Rush, 17 Rec, 3 Ret	48 (1975): 21 Rush, 25 Rec, 2 Ret	Most Points After Touchdowns – Season	52 (1966)
Most Touchdowns Against – Game	8 (10/17/1954 at Pittsburgh Steelers): 2 Rush, 4 Rec, 2 Ret	49 (1964)	5 (1964)
8 (12/9/1990 at Houston Oilers): 4 Rush, 3 Rec, 1 Def	Fewest Touchdowns – Season	Most Points After Touchdowns – Game	8 (12/6/1953 vs. New York Giants)
17 (1982): 7 Rush, 9 Rec, 1 Ret	17 (2000): 7 Rush, 9 Rec, 1 Ret	8 (11/7/1954 vs. Washington Redskins)	8 (11/7/1954 vs. Washington Redskins)
19 (1956): 8 Rush, 8 Rec, 3 Ret	20 (2008): 6 Rush, 11 Rec, 1 Ret, 2 Def	Fewest Points After Touchdowns – Season	17 (1982)
22 (2005): 4 Rush, 15 Rec, 3 Ret	Fewest Touchdowns Against – Season	17 (2000)	18 (1956)
19 (1950): 10 Rush, 8 Rec, 1 Ret	20 (1951): 8 Rush, 10 Rec, 2 Ret	Most Points After Touchdowns Against – Season	56 (1990)
20 (1951): 8 Rush, 10 Rec, 2 Ret	21 (1956): 13 Rush, 7 Rec, 1 Ret	45 (1975)	45 (1975)
Most Touchdowns Rushing – Season	24 (1958)	Most Points After Touchdowns Against – Game	7 (10/17/1954 at Pittsburgh Steelers)
23 (1954)	Most Touchdowns Rushing – Game	7 (10/15/1961 vs. Green Bay Packers)	7 (9/26/1965 vs. St. Louis Cardinals)
6 (11/24/1957 vs. Los Angeles Rams)	5 (12/12/1954 vs. Pittsburgh Steelers)	7 (11/12/1967 at Green Bay Packers)	7 (12/9/1990 at Houston Oilers)
5 (10/2/1955 at San Francisco 49ers)	5 (10/12/1958 vs. Chicago Cardinals)	7 (11/28/2004 at Cincinnati Bengals)	7 (11/28/2004 at Cincinnati Bengals)
5 (11/1/1959 at Baltimore Colts)	5 (11/1/1959 at Baltimore Colts)	Fewest Points After Touchdowns Against – Season	18 (1950)
Most Touchdowns Rushing Against – Season	29 (1999)	18 (1951)	18 (1951)
26 (2000)	25 (1979)	Most Field Goals Made – Season	30 (2008)
22 (2004)	21 (1975)	29 (1995)	29 (1995)
21 (1975)	21 (1990)	27 (2005)	27 (2005)
Most Touchdowns Rushing Against – Game	6 (10/15/1961 vs. Green Bay Packers)	26 (1986)	26 (1986)
5 (10/13/1991 at Washington Redskins)	5 (12/3/2000 at Jacksonville Jaguars)	26 (1994)	26 (1994)
5 (12/3/2000 at Jacksonville Jaguars)	Fewest Touchdowns Rushing – Season	26 (2007)	26 (2007)
4 (2005)	4 (2005)	Most Field Goals Made – Game	6 (11/5/2006 at San Diego Chargers)
5 (1995)	6 (1956)	5 (10/19/1975 at Denver Broncos)	5 (10/19/1975 at Denver Broncos)
6 (2004)	6 (2008)	5 (10/29/1995 at Cincinnati Bengals)	5 (10/29/1995 at Cincinnati Bengals)
Fewest Touchdowns Rushing Against – Season	4 (1954)	5 (1/2/2005 at Houston Texans)	5 (1/2/2005 at Houston Texans)
5 (1992)	5 (1992)	5 (11/17/2008 at Buffalo Bills)	5 (11/17/2008 at Buffalo Bills)
Most Touchdowns Rushing, Both Teams – Game	7 (11/24/1957 vs. Los Angeles Rams)	Fewest Field Goals Made – Season	5 (1959)
7 (11/11/1979 vs. Seattle Seahawks)	7 (11/23/1986 vs. Pittsburgh Steelers)	7 (1982)	7 (1982)
Most Touchdowns Passing – Season	33 (1966)	Most Field Goals Made Against – Season	35 (2003)
30 (1980)	29 (2007)	33 (1999)	33 (1999)
28 (1964)	28 (1979)	32 (2007)	32 (2007)
Most Touchdowns Passing – Game	6 (12/12/1964 at New York Giants)	31 (1993)	31 (1993)
6 (10/30/1966 at Atlanta Falcons)	Fewest Touchdowns Passing – Season	31 (2000)	31 (2000)
7 (1975)	7 (1975)	Most Field Goals Made Against – Game	5 (10/22/2000 at Pittsburgh Steelers)
8 (1956)	8 (1956)	Fewest Field Goals Made Against – Season	2 (1953)
9 (1982)	9 (2000)	3 (1954)	3 (1954)
Most Touchdowns Passing Against – Season	32 (1990)	Most Safeties For – Season	3 (1970)
31 (1965)	29 (2007)	2 (1993)	2 (1993)
29 (2007)	28 (1981)	Most Safeties For – Game	1 20 times; most recently: (11/22/2009 at Detroit Lions)
28 (1981)		Most Safeties Against – Season	3 (1974)
		3 (1987)	3 (1987)
		Most Safeties, Both Teams – Season	4 (1993)
		Most Safeties, Both Teams – Game	2 (9/13/1987 at New Orleans Saints)
		2 (11/14/1993 at Seattle Seahawks)	2 (11/14/1993 at Seattle Seahawks)
		Most Two-Point Conversions – Season	4 (1994)

Most Two-Point Conversions – Game
 1 15 times; most recently: (11/22/2009 at Detroit Lions)

Most Two-Point Conversions, Both Teams – Season
 5 (1994)
 3 (1995, 2007)

Most Two-Point Conversions Against – Season
 2 (1995, 2001)

Most Two-Point Conversions Against – Game
 1 9 times; most recently: (11/11/2007 at Pittsburgh Steelers)

Most Points 1st Quarter
 24 (11/22/2009 at Detroit Lions)

Most Points 2nd Quarter
 28 (12/13/1987 vs. Cincinnati Bengals)
 28 (11/5/1989 at Tampa Bay Buccaneers)
 28 (12/11/1991 at Indianapolis Colts)

Most Points 3rd Quarter
 24 (12/6/1953 vs. New York Giants)

Most Points 4th Quarter
 28 (10/25/1964 vs. New York Giants)

Most Points 1st Half
 35 (11/5/1989 at Tampa Bay Buccaneers)

Most Points 2nd Half
 35 5 times; most recently: (11/28/2004 at Cincinnati Bengals)

Largest Margin of Victory
 59 (11/7/1954 vs. Washington Redskins)

Largest Margin of Defeat
 48 (11/12/1967 at Green Bay Packers)
 48 (11/9/1969 at Minnesota Vikings)
 48 (12/3/2000 at Jacksonville Jaguars)

FIRST DOWNS

Most First Downs – Season
 364 (1981)

Most First Downs – Game
 35 (11/23/1986 vs. Pittsburgh Steelers)

Fewest First Downs – Season
 173 (1956)

Fewest First Downs – Game
 1 (12/3/1950 vs. Philadelphia Eagles)

Most First Downs by Opponents – Season
 368 (1999)

Most First Downs by Opponents – Game
 36 (11/25/1979 at Pittsburgh Steelers)

Most First Downs, Both Teams – Game
 58 (11/25/1979 at Pittsburgh Steelers)
 58 (11/4/2007 vs. Seattle Seahawks)

Most First Downs Rushing – Season
 135 (1963)

Most First Downs Rushing – Game
 21 (12/13/1959 at Philadelphia Eagles)

Fewest First Downs Rushing – Season
 53 (2000)
 64 (1982)
 64 (1999)

Fewest First Downs Rushing – Game
 0 (10/15/1972 vs. Chicago Bears)
 0 (12/4/1988 vs. Dallas Cowboys)
 0 (12/7/2006 at Pittsburgh Steelers)

Most First Downs Rushing by Opponents – Season
 161 (1999)

Most First Downs Rushing by Opponents – Game
 20 (10/10/1964 vs. Pittsburgh Steelers)

Fewest First Downs Rushing by Opponents – Season
 56 (1954)

Fewest First Downs Rushing by Opponents – Game
 0 (12/7/1952 at Chicago Cardinals)
 0 (9/22/1974 vs. Houston Oilers)

Most First Downs Passing – Season
 207 (1980)

Most First Downs Passing – Game
 22 (9/7/1981 vs. San Diego Chargers)

Fewest First Downs Passing – Season
 63 (1956)

Fewest First Downs Passing – Game
 0 (12/3/1950 vs. Philadelphia Eagles)
 0 (12/3/2000 at Jacksonville Jaguars)

Most First Downs Passing by Opponents – Season
 211 (2007)
 200 (1995)

Most First Downs Passing by Opponents – Game
 26 (12/12/1988 at Miami Dolphins)

Fewest First Downs Passing by Opponents – Season
 62 (1956)

Fewest First Downs Passing by Opponents – Game
 0 (11/24/1974 vs. Buffalo Bills)

Most First Downs by Penalty – Season
 37 (1981)

Most First Downs by Penalty – Game
 7 (10/23/1977 at Buffalo Bills)
 7 (9/24/1978 at Pittsburgh Steelers)
 7 (9/27/1981 vs. Atlanta Falcons)
 7 (11/5/2006 at San Diego Chargers)

Fewest First Downs by Penalty – Season
 4 (1952)

Most First Downs by Penalty by Opponents – Season
 38 (1978)
 38 (1980)

Most First Downs by Penalty by Opponents – Game
 9 (11/25/1951 vs. Chicago Bears)

Fewest First Downs by Penalty by Opponents – Season
 10 (1961)

NET YARDS

Most Net Yards Gained – Season
 5,915 (1981)
 5,772 (1979)
 5,621 (2007)
 5,588 (1980)

Most Net Yards Gained – Game
 562 (10/25/1981 vs. Baltimore Colts)
 558 (11/10/1986 vs. Miami Dolphins)
 554 (9/16/2007 vs. Cincinnati Bengals)
 543 (9/15/1963 vs. Washington Redskins)

Fewest Net Yards Gained – Season
 2,708 (1982)
 3,310 (1956)
 3,341 (1973)

Fewest Net Yards Gained – Game
 26 (12/12/2004 at Buffalo Bills)
 40 (9/12/1999 vs. Pittsburgh Steelers)
 53 (12/3/2000 at Jacksonville Jaguars)
 59 (12/3/1950 vs. Philadelphia Eagles)
 60 (10/24/1971 vs. Denver Broncos)

Most Net Yards Gained by Opponents – Season
 6,229 (2009)
 6,046 (1999)
 5,794 (2008)
 5,753 (2007)
 5,650 (1979)

Most Net Yards Gained by Opponents – Game
 606 (11/25/1979 at Pittsburgh Steelers)
 582 (11/7/1965 vs. Philadelphia Eagles)
 564 (11/6/2008 vs. Denver Broncos)
 543 (10/18/2009 at Pittsburgh Steelers)
 535 (9/7/1981 vs. San Diego Chargers)

Fewest Net Yards Gained by Opponents – Season
 2,658 (1954)
 2,802 (1957)
 2,841 (1955)

Fewest Net Yards Gained by Opponents – Game
 53 (9/10/1989 at Pittsburgh Steelers)
 64 (11/7/1954 vs. Washington Redskins)
 68 (11/28/1954 at New York Giants)

PLAYS

Most Offensive Plays – Season

1,138 (1981)
1,092 (1979)
1,065 (1983)

Most Offensive Plays – Game

92 (10/6/1956 at Pittsburgh Steelers)
87 (10/30/1977 vs. Kansas City Chiefs)
85 (11/30/1986 vs. Houston Oilers)
85 (10/4/1987 at New England Patriots)

Fewest Offensive Plays – Season

616 (1982)
647 (1960)
681 (1958)

Fewest Offensive Plays – Game

28 (9/12/1999 vs. Pittsburgh Steelers)
37 (10/27/1963 vs. New York Giants)
39 (11/11/1962 at Washington Redskins)
39 (11/9/1969 at Minnesota Vikings)

Most Offensive Plays by Opponents – Season

1,158 (1999)
1,122 (2000)
1,090 (1994)
1,089 (2001)
1,083 (1978)

Most Offensive Plays by Opponents – Game

91 (11/14/2010 vs. New York Jets)
90 (10/6/1974 vs. Oakland Raiders)
90 (11/25/1979 at Pittsburgh Steelers)
90 (9/12/1999 vs. Pittsburgh Steelers)

Fewest Offensive Plays by Opponents – Season

594 (1982)
638 (1957)
672 (1954)

Fewest Offensive Plays by Opponents – Game

38 (10/18/1987 at Cincinnati Bengals)
40 (10/25/1953 at New York Giants)
40 (9/20/1981 at Cincinnati Bengals)

RUSHING

Most Yards Gained Rushing – Season

2,639 (1963)
2,546 (1958)
2,488 (1978)

Most Yards Gained Rushing – Game

352 (10/12/1958 vs. Chicago Cardinals)
351 (12/20/2009 at Kansas City Chiefs)
338 (10/29/1950 vs. Pittsburgh Steelers)
330 (11/24/1957 vs. Los Angeles Rams)

Fewest Yards Gained Rushing – Season

883 (1982)
1,085 (2000)
1,150 (1999)
1,220 (1990)

Fewest Yards Gained Rushing – Game

6 (11/6/1960 vs. New York Giants)
9 (9/12/1999 vs. Pittsburgh Steelers)
11 (9/17/1967 vs. Dallas Cowboys)

Most Yards Gained Rushing by Opponents – Season

2,736 (1999)
2,604 (1979)
2,505 (2000)
2,431 (2008)
2,415 (1974)

Most Yards Gained Rushing by Opponents – Game

361 (10/7/1979 vs. Pittsburgh Steelers)
354 (10/10/1964 vs. Pittsburgh Steelers)
343 (9/14/2003 at Baltimore Ravens)
305 (11/11/1956 vs. Baltimore Colts)

Fewest Yards Gained Rushing by Opponents – Season

1,050 (1954)
1,189 (1955)
1,292 (1982)

Fewest Yards Gained Rushing by Opponents – Game

4 (11/28/1954 at New York Giants)
20 (10/22/1967 vs. Chicago Bears)

22 (10/8/1966 vs. Pittsburgh Steelers)

Most Rushing Attempts – Season

559 (1978)
536 (1955)
535 (1985)

Most Rushing Attempts – Game

60 (10/2/1955 at San Francisco 49ers)
59 (12/4/1955 at Pittsburgh Steelers)
59 (12/13/1959 at Philadelphia Eagles)

Fewest Rushing Attempts – Season

256 (1982)
313 (1999)
336 (2000)
345 (1990)

Fewest Rushing Attempts – Game

9 (9/12/1999 vs. Pittsburgh Steelers)
10 (11/9/1969 at Minnesota Vikings)
11 (10/14/1956 vs. New York Giants)
11 (11/10/1991 vs. Philadelphia Eagles)
11 (12/7/2006 at Pittsburgh Steelers)

Most Rushing Attempts by Opponents – Season

610 (1999)
594 (2000)
577 (1979)
563 (1978)

Most Rushing Attempts by Opponents – Game

64 (10/10/1964 vs. Pittsburgh Steelers)
59 (12/16/1956 vs. Chicago Cardinals)
57 (11/23/1952 vs. Philadelphia Eagles)
57 (10/24/1971 vs. Denver Broncos)
57 (9/12/1999 vs. Pittsburgh Steelers)

Highest Average Gain Rushing – Season

5.74 (1963)
5.36 (1958)
5.22 (1966)

Lowest Average Gain Rushing – Season

3.24 (2001)
3.38 (1971)
3.42 (1970)
3.45 (1982)

PASSING

Most Gross Yards Gained Passing – Season

4,339 (1981)
4,132 (1980)
4,018 (1986)

Most Gross Yards Gained Passing – Game

444 (10/25/1981 vs. Baltimore Colts)
414 (11/23/1986 vs. Pittsburgh Steelers)
413 (11/28/2004 at Cincinnati Bengals)
401 (11/10/1986 vs. Miami Dolphins)

Highest Gross Average Yards Per Attempt – Season

10.17 (1953)
9.61 (1957)
9.51 (1955)

Fewest Gross Yards Gained Passing – Season

1,358 (1956)
1,741 (1973)
1,758 (1958)

Fewest Gross Yards Gained Passing – Game

15 (12/19/1954 vs. Detroit Lions)
23 (10/11/2009 at Buffalo Bills)
26 (10/25/1953 at New York Giants)
26 (11/2/1958 vs. New York Giants)
33 (12/3/2000 at Jacksonville Jaguars)

Most Gross Yards Gained Passing by Opponents – Season

4,149 (2009)
4,013 (1995)
3,867 (2007)
3,746 (1980)
3,709 (2010)

Most Gross Yards Gained Passing by Opponents – Game

456 (12/14/1980 at Minnesota Vikings)
441 (11/6/2008 vs. Denver Broncos)
422 (11/22/2009 at Detroit Lions)
418 (11/26/1967 vs. Washington Redskins)
417 (10/18/2009 at Pittsburgh Steelers)

Fewest Gross Yards Gained Passing by Opponents – Season

1,215 (1956)
 1,511 (1957)
 1,581 (1950)

Fewest Gross Yards Gained Passing by Opponents – Game

9 (11/24/1974 vs. Buffalo Bills)
 17 (10/22/1950 at New York Giants)
 21 (11/11/1956 vs. Baltimore Colts)

Most Passes Attempted – Season

624 (1981)
 573 (1990)
 567 (1983)

Most Passes Attempted – Game

57 (9/7/1981 vs. San Diego Chargers)
 54 (11/5/1995 vs. Houston Oilers)
 53 (9/13/1981 vs. Houston Oilers)

Fewest Passes Attempted – Season

195 (1957)
 202 (1956)
 206 (1958)

Fewest Passes Attempted – Game

0 (12/3/1950 vs. Philadelphia Eagles)
 4 (11/4/1956 at Green Bay Packers)
 5 (10/25/1953 at New York Giants)
 6 (12/19/1954 vs. Detroit Lions)

Most Passes Attempted by Opponents – Season

587 (1994)
 578 (2007)
 573 (1995)
 552 (2001)
 541 (1993)

Most Passes Attempted by Opponents – Game

59 (9/20/1992 at Los Angeles Raiders)
 58 (9/18/1994 vs. Arizona Cardinals)
 56 (10/24/2010 at New Orleans Saints)
 54 (10/20/1991 at San Diego Chargers)

Fewest Passes Attempted by Opponents – Season

226 (1956)
 242 (1957)
 266 (1982)

Fewest Passes Attempted by Opponents – Game

6 (12/19/2004 vs. San Diego Chargers)
 7 (11/24/1974 vs. Buffalo Bills)
 8 (12/16/1956 vs. Chicago Cardinals)
 9 (10/12/1952 vs. New York Giants)
 9 (10/15/1972 vs. Chicago Bears)
 9 (12/21/2008 vs. Cincinnati Bengals)

Most Passes Completed – Season

348 (1981)
 338 (2002)
 337 (1980)
 324 (1983)
 324 (1995)

Most Passes Completed – Game

36 (9/22/2002 at Tennessee Titans)
 33 (12/5/1982 vs. San Diego Chargers)
 32 (11/10/1986 vs. Miami Dolphins)
 32 (10/27/2002 at New York Jets)
 31 (9/7/1981 vs. San Diego Chargers)

Fewest Passes Completed – Season

105 (1956)
 108 (1957)
 110 (1958)

Fewest Passes Completed – Game

1 (12/19/1954 vs. Detroit Lions)
 2 (10/25/1953 at New York Giants)
 2 (11/4/1956 at Green Bay Packers)
 2 (10/11/2009 at Buffalo Bills)

Most Passes Completed by Opponents – Season

360 (1995)
 340 (2007)
 331 (1999)
 325 (1994)

Most Passes Completed by Opponents – Game

38 (12/14/1980 at Minnesota Vikings)
 34 (9/30/2007 vs. Baltimore Ravens)
 33 (9/28/1986 vs. Detroit Lions)

33 (10/20/1991 at San Diego Chargers)

33 (9/20/1992 at Los Angeles Raiders)
 33 (9/16/2007 vs. Cincinnati Bengals)

Fewest Passes Completed by Opponents – Season

105 (1957)
 107 (1956)
 121 (1950)

Fewest Passes Completed by Opponents – Game

1 (11/24/1974 vs. Buffalo Bills)
 2 (10/22/1950 at New York Giants)
 2 (12/16/1956 vs. Chicago Cardinals)
 2 (10/15/1972 vs. Chicago Bears)

Highest Completion Percentage – Season

63.04 (1953)
 62.23 (2006)
 62.03 (1991)
 61.90 (2010)
 61.49 (2003)

Highest Completion Percentage – Game

91.30 (12/26/1993 at Los Angeles Rams)
 85.71 (12/13/1959 at Philadelphia Eagles)
 84.21 (12/12/1964 at New York Giants)

Lowest Completion Percentage – Season

46.88 (1972)
 48.05 (1967)
 48.47 (1970)

Lowest Completion Percentage – Game

11.76 (10/11/2009 at Buffalo Bills)
 16.67 (12/19/1954 vs. Detroit Lions)
 19.05 (10/3/1970 vs. Pittsburgh Steelers)
 25.00 (10/27/1963 vs. New York Giants)
 25.00 (9/29/1968 vs. Los Angeles Rams)

INTERCEPTIONS**Most Interceptions – Season**

33 (2001)
 32 (1968)
 31 (1950)
 31 (1960)

Most Interceptions – Game

7 (12/11/1960 vs. Chicago Bears)
 7 (9/23/2001 vs. Detroit Lions)
 6 (10/29/1950 vs. Pittsburgh Steelers)
 6 (11/17/1968 at Pittsburgh Steelers)
 6 (11/30/1986 vs. Houston Oilers)
 6 (9/20/1987 vs. Pittsburgh Steelers)

Fewest Interceptions – Season

8 (1999)
 10 (1975)
 10 (2009)
 12 (1973)
 12 (2000)
 12 (2008)

Most Interceptions by Opponents – Season

31 (1977)
 28 (1983)
 27 (1971)
 27 (1979)
 27 (1981)

Most Interceptions by Opponents – Game

6 (10/17/1954 at Pittsburgh Steelers)
 6 (9/26/1965 vs. St. Louis Cardinals)
 6 (11/22/1981 vs. Pittsburgh Steelers)
 6 (10/16/1983 at Pittsburgh Steelers)

Lowest Interception Percentage, Opponents – Season

1.53 (1999)
 1.89 (1960)
 1.99 (1991)

Fewest Interceptions by Opponents – Season

5 (1960)
 9 (1953)
 9 (1959)

Most Interception Return Yards – Season

624 (1960)
 444 (1964)
 430 (1977)

Most Interception Return Yards – Game
213 (12/11/1960 vs. Chicago Bears)
132 (11/20/1983 at New England Patriots)
128 (10/2/1988 at Pittsburgh Steelers)

Fewest Interception Return Yards – Season
52 (1999)
68 (2000)
102 (1982)
107 (1975)

Most Interception Return Yards by Opponents – Season
518 (1984)
508 (1983)
453 (1971)

Most Interception Return Yards by Opponents – Game
147 (10/17/1954 at Pittsburgh Steelers)
142 (10/16/1983 at Pittsburgh Steelers)
140 (10/18/1970 vs. Detroit Lions)

Fewest Interception Return Yards by Opponents – Season
58 (1960)
68 (1966)
94 (1953)

Fewest Interceptions by Opponents – Season
5 (1960)
9 (1953)
9 (1959)

Most Interception Return Yards – Season
624 (1960)
444 (1964)
430 (1977)

Most Interception Return Yards – Game
213 (12/11/1960 vs. Chicago Bears)
132 (11/20/1983 at New England Patriots)
128 (10/2/1988 at Pittsburgh Steelers)

Fewest Interception Return Yards – Season
52 (1999)
68 (2000)
102 (1982)
107 (1975)

Most Interception Return Yards by Opponents – Season
518 (1984)
508 (1983)
453 (1971)

Most Interception Return Yards by Opponents – Game
147 (10/17/1954 at Pittsburgh Steelers)
142 (10/16/1983 at Pittsburgh Steelers)
140 (10/18/1970 vs. Detroit Lions)

Fewest Interception Return Yards by Opponents – Season
58 (1960)
68 (1966)
94 (1953)

Most Touchdowns by Interceptions – Season
6 (1960)
4 (1954)
4 (1989)
4 (2001)

Most Touchdowns by Interceptions – Game
3 (12/11/1960 vs. Chicago Bears)

Most Touchdowns by Interceptions by Opponents – Season
4 (1970)
4 (2003)
3 (2010)
3 (1990)

Most Touchdowns by Interceptions by Opponents – Game
2 (10/17/1954 at Pittsburgh Steelers)
2 (10/18/1970 vs. Detroit Lions)

PUNTING

Most Punts – Season
108 (2000)
106 (1999)
99 (2001)
97 (1989)
94 (2009)

Most Punts – Game
12 (12/3/1950 vs. Philadelphia Eagles)
12 (11/19/1989 vs. Kansas City Chiefs)

12 (12/3/2000 at Jacksonville Jaguars)

Fewest Punts – Season
45 (1962)
48 (1982)
49 (1964)

Fewest Punts – Game
0 (9/13/1987 at New Orleans Saints)
0 (11/5/1995 vs. Houston Oilers)
0 (10/13/2008 vs. New York Giants)

Most Punts by Opponents – Season
97 (1994)
94 (1989)
91 (1985)

Most Punts by Opponents – Game
11 (11/18/1951 at New York Giants)
11 (10/4/1952 at Pittsburgh Steelers)
11 (11/18/1973 at Oakland Raiders)
11 (11/19/1989 vs. Kansas City Chiefs)
11 (12/17/1989 vs. Minnesota Vikings)

Fewest Punts by Opponents – Season
40 (1982)
46 (1960)
50 (1959)

Fewest Punts by Opponents – Game
0 (12/3/1961 at Dallas Cowboys)
0 (12/4/1977 at San Diego Chargers)
0 (12/12/1988 at Miami Dolphins)
0 (9/30/2007 vs. Baltimore Ravens)

Most Punts, Both Teams – Season
191 (1989)
177 (1994)
176 (2000)
173 (2001)
172 (1985)
172 (1999)

Most Punts, Both Teams – Game
23 (11/19/1989 vs. Kansas City Chiefs)
21 (11/18/1973 at Oakland Raiders)
21 (12/17/1989 vs. Minnesota Vikings)

Fewest Punts, Both Teams – Season
88 (1982)
100 (1959)
101 (1960)
101 (1962)

Fewest Punts, Both Teams – Game
1 (11/1/1959 at Baltimore Colts)
1 (12/3/1961 at Dallas Cowboys)

Highest Gross Punting Average – Season
45.70 (1965)
45.69 (1952)
45.55 (2000)
45.49 (1951)

Highest Gross Punting Average – Game
58.00 (12/3/1978 at Seattle Seahawks)
56.50 (11/13/1960 vs. St. Louis Cardinals)
54.75 (11/28/1954 at New York Giants)

Highest Gross Punting Average by Opponents – Season
45.04 (1960)
44.50 (1992)
43.72 (1963)

Highest Gross Punting Average by Opponents – Game
61.00 (9/13/1993 vs. San Francisco 49ers)
59.00 (11/27/1960 at St. Louis Cardinals)
57.50 (11/20/1960 at Pittsburgh Steelers)
56.00 (1/2/2011 vs. Pittsburgh Steelers)

PUNT RETURNS

Most Punt Returns – Season
61 (1954)
55 (1952)
52 (1974)

Most Punt Returns – Game
8 (11/7/1954 vs. Washington Redskins)
8 (11/28/1954 at New York Giants)
8 (11/18/1956 at Philadelphia Eagles)

Fewest Punt Returns – Season

20 (1962)
 20 (1964)
 21 (1960)
 22 (2010)

Most Punt Returns by Opponents – Season

69 (2000)
 68 (1974)
 68 (1999)
 52 (2001)

Most Punt Returns by Opponents – Game

12 (12/3/1950 vs. Philadelphia Eagles)
 9 (11/13/1995 at Pittsburgh Steelers)

Fewest Punt Returns by Opponents – Season

15 (1962)
 16 (1987)

Most Punt Return Yardage – Season

563 (1993)
 523 (1974)
 496 (1989)

Most Punt Return Yardage – Game

166 (10/24/1993 vs. Pittsburgh Steelers)
 135 (12/30/2007 vs. San Francisco 49ers)
 134 (10/27/1974 vs. Denver Broncos)
 120 (11/26/2009 vs. Cincinnati Bengals)
 116 (11/30/1952 at Washington Redskins)

Fewest Punt Return Yardage – Season

96 (1968)
 111 (1962)
 134 (1982)

Most Punt Return Yardage by Opponents – Season

793 (2000)
 762 (1999)
 705 (1974)
 647 (2001)

Most Punt Return Yardage by Opponents – Game

149 (9/22/1974 vs. Houston Oilers)
 133 (12/9/2001 at New England Patriots)
 131 (11/13/1995 at Pittsburgh Steelers)
 126 (11/26/2000 at Baltimore Ravens)
 126 (11/25/2001 vs. Cincinnati Bengals)

Fewest Punt Return Yardage by Opponents – Season

39 (1959)
 70 (1967)
 72 (1969)

Highest Punt Return Average – Season

15.15 (1964)
 15.13 (1950)
 13.50 (2007)
 13.24 (1993)

Lowest Punt Return Average – Season

4.00 (1968)
 4.07 (1953)
 4.81 (1957)

Highest Punt Return Average Allowed – Season

18.00 (1977)
 12.44 (2001)
 11.49 (1976)
 11.49 (2000)
 11.37 (1984)

Lowest Punt Return Average Allowed – Season

1.22 (1959)
 2.41 (1967)
 2.50 (1958)

Most Punt Return Touchdowns – Season

3 (1993)
 2 (1965)
 2 (1994)
 2 (2002)

Most Punt Return Touchdowns – Game

2 (10/24/1993 vs. Pittsburgh Steelers)

Most Punt Return Touchdowns by Opponents – Season

3 (1977)
 2 (1976)

Most Punt Return Touchdowns by Opponents – Game

2 (9/26/1976 at Denver Broncos)

KICKOFF RETURNS**Most Kickoff Returns – Season**

89 (1999)
 85 (2000)
 75 (1979)
 75 (2004)

Most Kickoff Returns – Game

10 (11/28/2004 at Cincinnati Bengals)
 9 (10/17/1954 at Pittsburgh Steelers)
 9 (10/7/1979 vs. Pittsburgh Steelers)
 9 (10/15/2000 at Denver Broncos)
 9 (12/3/2000 at Jacksonville Jaguars)

Fewest Kickoff Returns – Season

27 (1951)
 29 (1959)
 30 (1953)

Most Kickoff Returns by Opponents – Season

78 (1986)
 76 (2007)
 75 (1964)
 72 (1978)
 72 (1987)

Most Kickoff Returns by Opponents – Game

10 (9/16/2007 vs. Cincinnati Bengals)
 9 (11/16/2003 vs. Arizona Cardinals)
 9 (11/28/2004 at Cincinnati Bengals)

Fewest Kickoff Returns by Opponents – Season

23 (1982)
 33 (1956)
 34 (1951)

Most Kickoff Return Yardage – Season

1,943 (2007)
 1,725 (1999)
 1,710 (2000)
 1,697 (1978)
 1,670 (2009)

Most Kickoff Return Yardage – Game

278 (12/20/2009 at Kansas City Chiefs)
 256 (11/7/1965 vs. Philadelphia Eagles)
 245 (11/18/2007 at Baltimore Ravens)
 237 (11/2/2008 vs. Baltimore Ravens)
 225 (9/20/1964 vs. St. Louis Cardinals)

Fewest Kickoff Return Yardage – Season

496 (1951)
 551 (1959)
 579 (1953)

Most Kickoff Return Yardage by Opponents – Season

1,590 (2007)
 1,517 (1964)
 1,501 (1966)
 1,476 (1986)

Most Kickoff Return Yardage by Opponents – Game

243 (9/16/2007 vs. Cincinnati Bengals)
 236 (12/15/1963 at Washington Redskins)
 236 (12/4/1966 vs. New York Giants)
 229 (11/16/2003 vs. Arizona Cardinals)
 226 (11/17/1968 at Pittsburgh Steelers)

Fewest Kickoff Return Yardage by Opponents – Season

424 (1982)
 734 (1959)
 763 (1951)

Highest Kickoff Return Average – Season

27.00 (2007)
 25.38 (1967)
 25.26 (1954)
 24.55 (1994)

Lowest Kickoff Return Average – Season

16.15 (1991)
 17.00 (2010)
 17.51 (1952)
 17.52 (1987)

Highest Kickoff Return Average Allowed – Season

26.63 (1975)
 26.16 (1961)
 25.69 (1981)

Lowest Kickoff Return Average Allowed – Season
 14.34 (1980)
 16.78 (1988)
 17.33 (1985)

Most Kickoff Return Touchdowns – Season
 3 (2009)

Most Kickoff Return Touchdowns – Game
 2 (12/20/2009 at Kansas City Chiefs)

Most Kickoff Return Touchdowns by Opponents – Season
 2 (1966)
 2 (1967)

Most Kickoff Return TDs by Opponents – Game
 2 (11/12/1967 at Green Bay Packers)

PENALTIES

Most Penalties – Season
 128 (1989)
 127 (1978)

Most Penalties – Game
 21 (11/25/1951 vs. Chicago Bears)
 18 (10/7/1951 at Los Angeles Rams)

Most Penalty Yards – Season
 1,165 (1978)
 1,046 (1977)

Most Penalty Yards – Game
 209 (11/25/1951 vs. Chicago Bears)
 188 (10/29/1995 at Cincinnati Bengals)

Fewest Penalties – Season
 36 (1959)
 47 (1961)

Fewest Penalties – Game
 0 (11/29/1959 vs. San Francisco 49ers)
 0 (11/18/1962 vs. St. Louis Cardinals)

Fewest Penalty Yards – Season
 329 (1959)
 455 (1961)

Most Penalties by Opponents – Season
 141 (2003)
 131 (1978)
 129 (1994)

Most Penalties by Opponents – Game
 19 (10/12/2003 vs. Oakland Raiders)
 17 (12/4/1988 vs. Dallas Cowboys)
 16 (11/25/1951 vs. Chicago Bears)
 16 (11/8/1987 vs. Atlanta Falcons)

Most Penalty Yards by Opponents – Season
 1,139 (1994)
 1,110 (1978)

Most Penalty Yards by Opponents – Game
 165 (11/25/1951 vs. Chicago Bears)
 161 (9/21/1970 vs. New York Jets)

Fewest Penalties by Opponents – Season
 32 (1959)
 37 (1958)

Fewest Penalties by Opponents – Game
 0 (12/4/1966 vs. New York Giants)
 0 (10/13/1991 at Washington Redskins)
 0 (12/26/1999 vs. Indianapolis Colts)

Fewest Penalty Yards by Opponents – Season
 285 (1959)
 335 (1953)

Most Penalties, Both Teams – Game
 37 (11/25/1951 vs. Chicago Bears)
 27 (9/11/1983 at Detroit Lions)
 27 (9/17/1978 at Atlanta Falcons)

Most Penalty Yards, Both Teams – Game
 374 (11/25/1951 vs. Chicago Bears)
 270 (10/29/1995 at Cincinnati Bengals)

FUMBLES

Most Fumbles – Season
 50 (1978)
 46 (1976)

Most Fumbles – Game
 9 (12/20/1981 at Seattle Seahawks)

9 (12/23/1990 at Pittsburgh Steelers)

Fewest Fumbles – Season
 8 (1959)
 14 (1958)

Most Fumbles by Opponents – Season
 39 (1972)
 39 (1979)

Most Fumbles by Opponents – Game
 8 (10/7/1950 at Pittsburgh Steelers)
 8 (11/12/1950 vs. San Francisco 49ers)
 8 (10/5/1958 at Pittsburgh Steelers)

Fewest Fumbles by Opponents – Season
 11 (1956)
 13 (1963)
 13 (2006)

Most Fumbles, Both Teams – Game
 13 (12/12/1971 at New Orleans Saints)
 13 (12/20/1981 at Seattle Seahawks)

Most Fumbles Lost – Season
 29 (1978)
 26 (1981)

Most Fumbles Lost – Game
 8 (12/23/1990 at Pittsburgh Steelers)
 7 (12/20/1981 at Seattle Seahawks)

Fewest Fumbles Lost – Season
 5 (1959)
 7 (1964)

Most Opponents Fumbles Recovered – Season
 29 (1951)
 24 (1950)

Most Opponents Fumbles Recovered – Game
 6 (11/12/1950 vs. San Francisco 49ers)
 5 5 times; most recently: (9/10/1989 at Pittsburgh Steelers)

Fewest Opponents Fumbles Recovered – Season
 7 (2003)
 8 (1956)
 9 9 times; (most recently: 2010)

SACKS

Most Times Browns Sacked Opponent Quarterback – Season
 48 (1992)
 48 (1993)
 45 (1989)
 44 (1967)
 44 (1985)

Most Times Browns Sacked Opponent Quarterback – Game
 11 (11/18/1984 at Atlanta Falcons)
 9 (10/16/1988 vs. Philadelphia Eagles)
 9 (12/5/1993 vs. New Orleans Saints)
 8 (12/10/2009 vs. Pittsburgh Steelers)

Fewest Times Browns Sacked Opponent Quarterback – Season
 17 (2008)
 22 (1982)
 23 (2005)
 25 (1971)
 25 (1999)

Most Times Browns Quarterbacks Sacked – Season
 60 (1999)
 55 (1984)
 54 (2006)
 51 (2001)
 48 (1974)

Most Times Browns Quarterbacks Sacked – Game
 11 (9/30/1984 at Kansas City Chiefs)
 11 (9/6/1992 at Indianapolis Colts)
 8 (11/19/1967 vs. Minnesota Vikings)
 8 (12/16/2001 vs. Jacksonville Jaguars)
 8 (12/24/2005 vs. Pittsburgh Steelers)

Fewest Times Browns Quarterbacks Sacked – Season
 14 (1994)
 16 (1970)
 19 (1976, 2007)

Most Yards Opponents Lost Attempting to Pass – Season
 430 (1951)
 359 (1989)
 354 (1967)

Most Yards Opponents Lost Attempting to Pass – Game

- 95 (11/18/1984 at Atlanta Falcons)
- 91 (10/28/1962 at Pittsburgh Steelers)
- 88 (12/16/1951 at Philadelphia Eagles)

Most Yards Browns Lost Attempting to Pass – Season

- 402 (1974)
- 385 (1999)
- 372 (1967)

Most Yards Browns Lost Attempting to Pass – Game

- 81 (10/30/1960 at Washington Redskins)
- 78 (9/30/1984 at Kansas City Chiefs)

Most Times Sacked, Both Teams – Game

- 13 (9/30/1984 at Kansas City Chiefs)
- 12 (10/22/1967 vs. Chicago Bears)
- 12 (11/18/1984 at Atlanta Falcons)
- 12 (9/6/1992 at Indianapolis Colts)

SHUTOUTS**Most Shutouts – Season**

- 3 (1951)

Most Shutouts Against – Season

- 4 (2000)

Most Consecutive Shutout Quarters

- 8 (1951, 1983)

TURNOVERS**Most Turnovers Committed (Giveaways) – Season**

- 53 (1977)

53 (1981)

Most Turnovers Committed (Giveaways) – Game

- 10 (12/20/1981 at Seattle Seahawks)
- 9 (12/23/1990 at Pittsburgh Steelers)

Most Turnovers, Opponents (Takeaways) – Season

- 55 (1950)
- 51 (1951)
- 49 (1966)
- 46 (1968)
- 45 (1960)
- 45 (1978)

Most Turnovers, Opponents (Takeaways) – Game

- 9 (11/12/1950 vs. San Francisco 49ers)
- 9 (10/5/1958 at Pittsburgh Steelers)

Fewest Turnovers Committed (Giveaways) – Season

- 14 (1959)
- 17 (1960)

Fewest Turnovers, Opponents (Giveaways) – Season

- 19 (2009)
- 21 (1973)
- 22 (1990)
- 22 (1993)

Most Turnovers, Both Teams – Game

- 14 (10/5/1958 at Pittsburgh Steelers)
- 14 (12/20/1981 at Seattle Seahawks)

TEAM PLAYOFF RECORDS**SCORING****Most Points**

- 56 (12/26/1954 vs. Detroit Lions): 8 PAT, 8 TD (W, 56-10)
- 38 (12/26/1955 at Los Angeles Rams): 1 FG, 5 PAT, 5 TD (W, 38-14)
- 38 (12/28/1969 at Dallas Cowboys): 1 FG, 5 PAT, 5 TD (W, 38-14)
- 38 (1/9/1988 vs. Indianapolis Colts): 1 FG, 5 PAT, 5 TD (W, 38-21)

Fewest Points

- 0 (12/21/1958 at New York Giants): (L, 0-10)
- 0 (12/29/1968 vs. Baltimore Colts): (L, 0-34)
- 3 (12/26/1971 vs. Baltimore Colts): (L, 3-20)
- 7 (12/28/1952 vs. Detroit Lions): (L, 7-17)
- 7 (1/4/1970 at Minnesota Vikings): (L, 7-27)

Most Points Against

- 59 (12/29/1957 at Detroit Lions) (L, 14-59)
- 52 (12/24/1967 at Dallas Cowboys) (L, 14-52)
- 38 (1/17/1988 at Denver Broncos) (L, 33-38)
- 37 (1/14/1990 at Denver Broncos) (L, 21-37)
- 36 (1/5/2003 at Pittsburgh Steelers) (L, 33-36)

Fewest Points Against

- 0 (12/27/1964 vs. Baltimore Colts) (W, 27-0)
- 3 (12/17/1950 vs. New York Giants): 1 FG (W, 8-3)

Most Points, Both Teams

- 73 (12/29/1957 at Detroit Lions): 1 FG, 10 PAT, 10 TD (L, 14-59)
- 71 (1/17/1988 at Denver Broncos): 2 FG, 9 PAT, 9 TD (L, 33-38)
- 69 (1/5/2003 at Pittsburgh Steelers): 2 FG, 7 PAT, 1 2-PT, 9 TD (L, 33-36)

Fewest Points, Both Teams

- 10 (12/21/1958 at New York Giants): 1 FG, 1 PAT, 1 TD (L, 0-10)
- 11 (12/17/1950 vs. New York Giants): 3 FG (W, 8-3)

Most Touchdowns

- 8 (12/26/1954 vs. Detroit Lions): 5 Rush, 3 Rec
- 5 (12/26/1955 at Los Angeles Rams): 4 Rush, 1 Ret
- 5 (12/28/1969 at Dallas Cowboys): 3 Rush, 1 Rec, 1 Ret
- 5 (1/9/1988 vs. Indianapolis Colts): 1 Rush, 3 Rec, 1 Ret

Most Touchdowns Against

- 8 (12/29/1957 at Detroit Lions): 2 Rush, 5 Rec, 1 Ret
- 7 (12/24/1967 at Dallas Cowboys): 4 Rush, 2 Rec, 1 Ret

Most Touchdowns Rushing

- 5 (12/26/1954 vs. Detroit Lions)
- 3 (12/28/1969 at Dallas Cowboys)

Most Touchdowns Rushing Against

- 4 (12/24/1967 at Dallas Cowboys)
- 4 (12/29/1968 vs. Baltimore Colts)
- 3 (1/8/1983 at Los Angeles Raiders)

Most Touchdowns Rushing, Both Teams

- 5 (12/26/1954 vs. Detroit Lions)

Most Touchdowns Passing

- 4 (12/24/1950 vs. Los Angeles Rams)

Most Touchdowns Passing Against

- 5 (12/29/1957 at Detroit Lions)
- 4 (1/6/1990 vs. Buffalo Bills)

Most Points After Touchdowns

- 8 (12/26/1954 vs. Detroit Lions)
- 5 (12/26/1955 at Los Angeles Rams)
- 5 (12/28/1969 at Dallas Cowboys)
- 5 (1/9/1988 vs. Indianapolis Colts)

Most Points After Touchdowns Against

- 8 (12/29/1957 at Detroit Lions)
- 7 (12/24/1967 at Dallas Cowboys)

Most Field Goals

- 3 (12/27/1953 at Detroit Lions)
- 3 (1/3/1987 vs. New York Jets)
- 3 (12/24/1988 vs. Houston Oilers)

Most Field Goals Against

- 3 (1/2/1966 at Green Bay Packers)
- 3 (1/11/1987 vs. Denver Broncos)
- 3 (1/14/1990 at Denver Broncos)

Most Safeties For

- 1 (12/17/1950 vs. New York Giants)
- 1 (1/17/1988 at Denver Broncos)

Most Safeties Against

- 1 (1/1/1995 vs. New England Patriots)
- 1 (1/17/1995 at Pittsburgh Steelers)

Most Safeties, Both Teams

- 1 (12/17/1950 vs. New York Giants)
- 1 (1/17/1988 at Denver Broncos)
- 1 (1/1/1995 vs. New England Patriots)
- 1 (1/17/1995 at Pittsburgh Steelers)

Most Points 1st Quarter

- 14 (12/26/1954 vs. Detroit Lions)
- 9 (1/2/1966 at Green Bay Packers)

Most Points 2nd Quarter

- 21 (12/26/1954 vs. Detroit Lions)
- 14 (12/26/1955 at Los Angeles Rams)
- 14 (1/6/1990 vs. Buffalo Bills)

Most Points 3rd Quarter

- 21 (1/17/1988 at Denver Broncos)
- 21 (1/14/1990 at Denver Broncos)

Most Points 4th Quarter
17 (1/9/1988 vs. Indianapolis Colts)
14 (12/28/1969 at Dallas Cowboys)

Most Points 1st Half
35 (12/26/1954 vs. Detroit Lions)

Most Points 2nd Half
30 (1/17/1988 at Denver Broncos)

Largest Margin of Victory
46 (12/26/1954 vs. Detroit Lions)
27 (12/27/1964 vs. Baltimore Colts)

Largest Margin of Defeat
45 (12/29/1957 at Detroit Lions)
38 (12/24/1967 at Dallas Cowboys)

FIRST DOWNS

Most First Downs
33 (1/3/1987 vs. New York Jets)
25 (1/9/1988 vs. Indianapolis Colts)
25 (1/17/1988 at Denver Broncos)

Fewest First Downs
10 (12/27/1953 at Detroit Lions)

Most First Downs by Opponents
30 (1/5/2003 at Pittsburgh Steelers)
25 (1/8/1983 at Los Angeles Raiders)
24 (1/17/1988 at Denver Broncos)
24 (1/6/1990 vs. Buffalo Bills)

Most First Downs, Both Teams
51 (1/5/2003 at Pittsburgh Steelers)
49 (1/17/1988 at Denver Broncos)
48 (1/9/1988 vs. Indianapolis Colts)

Most First Downs Rushing
15 (12/28/1952 vs. Detroit Lions)
11 (12/29/1957 at Detroit Lions)
11 (1/4/1986 at Miami Dolphins)

Fewest First Downs Rushing
2 (1/5/2003 at Pittsburgh Steelers)
9 (12/27/1953 at Detroit Lions)

Most First Downs Rushing by Opponents
14 (1/7/1995 at Pittsburgh Steelers)
13 (12/24/1967 at Dallas Cowboys)
13 (12/29/1968 vs. Baltimore Colts)
13 (1/4/1970 at Minnesota Vikings)

Fewest First Downs Rushing by Opponents
0 (12/23/1951 at Los Angeles Rams)
0 (12/27/1953 at Detroit Lions)

Most First Downs Passing
21 (1/3/1987 vs. New York Jets)
18 (1/5/2003 at Pittsburgh Steelers)
17 (12/28/1969 at Dallas Cowboys)

Fewest First Downs Passing
0 (12/23/1951 at Los Angeles Rams)
0 (12/27/1953 at Detroit Lions)

Most First Downs Passing by Opponents
24 (1/5/2003 at Pittsburgh Steelers)
20 (1/6/1990 vs. Buffalo Bills)
16 (1/9/1988 vs. Indianapolis Colts)

Fewest First Downs Passing by Opponents
0 (12/23/1951 at Los Angeles Rams)
0 (12/27/1953 at Detroit Lions)

Most First Downs by Penalty
6 (1/3/1987 vs. New York Jets)
5 (1/8/1983 at Los Angeles Raiders)

Most First Downs by Penalty by Opponents
3 (12/29/1957 at Detroit Lions)
3 (1/11/1987 vs. Denver Broncos)
3 (1/9/1988 vs. Indianapolis Colts)
3 (1/17/1988 at Denver Broncos)
3 (1/5/2003 at Pittsburgh Steelers)

NET YARDS

Most Net Yards Gained
553 (1/3/1987 vs. New York Jets)
464 (1/17/1988 at Denver Broncos)
447 (1/5/2003 at Pittsburgh Steelers)
414 (12/24/1950 vs. Los Angeles Rams)
404 (1/9/1988 vs. Indianapolis Colts)

Fewest Net Yards Gained
86 (12/21/1958 at New York Giants)
165 (12/26/1971 vs. Baltimore Colts)

Most Net Yards Gained by Opponents
510 (1/8/1983 at Los Angeles Raiders)
497 (1/14/1990 at Denver Broncos)

Fewest Net Yards Gained by Opponents
181 (12/27/1964 vs. Baltimore Colts)
189 (12/17/1950 vs. New York Giants)
208 (1/4/1981 vs. Oakland Raiders)
217 (12/28/1969 at Dallas Cowboys)

Most Offensive Plays
95 (1/3/1987 vs. New York Jets)
73 (12/26/1955 at Los Angeles Rams)
73 (1/5/2003 at Pittsburgh Steelers)
70 (12/28/1952 vs. Detroit Lions)
69 (1/4/1981 vs. Oakland Raiders)

Fewest Offensive Plays
39 (12/1966 at Green Bay Packers)
40 (12/21/1958 at New York Giants)

Most Offensive Plays by Opponents
77 (1/11/1987 vs. Denver Broncos)
76 (1/14/1990 at Denver Broncos)

Fewest Offensive Plays by Opponents
44 (12/28/1952 vs. Detroit Lions)
47 (12/27/1964 vs. Baltimore Colts)
52 (12/17/1950 vs. New York Giants)
54 (12/26/1955 at Los Angeles Rams)
56 (12/29/1957 at Detroit Lions)

RUSHING

Most Yards Gained Rushing
251 (1/4/1986 at Miami Dolphins)
227 (12/28/1952 vs. Detroit Lions)
218 (12/29/1957 at Detroit Lions)
182 (12/27/1953 vs. Detroit Lions)
175 (1/9/1988 vs. Indianapolis Colts)

Fewest Yards Gained Rushing
24 (12/21/1958 at New York Giants)
38 (1/5/2003 at Pittsburgh Steelers)
55 (1/7/1995 vs. Pittsburgh Steelers)

Most Yards Gained Rushing by Opponents
238 (1/7/1995 at Pittsburgh Steelers)
222 (1/4/1970 at Minnesota Vikings)

Fewest Yards Gained Rushing by Opponents
49 (1/6/1990 vs. Buffalo Bills)
57 (1/11/1995 vs. New England Patriots)
63 (1/9/1988 vs. Indianapolis Colts)
76 (1/4/1981 vs. Oakland Raiders)
81 (12/23/1951 at Los Angeles Rams)

Most Rushing Attempts
48 (12/26/1955 at Los Angeles Rams)
45 (12/26/1954 vs. Detroit Lions)
41 (12/27/1964 vs. Baltimore Colts)
40 (12/17/1950 vs. New York Giants)
38 (12/29/1957 at Detroit Lions)

Fewest Rushing Attempts
13 (12/21/1958 at New York Giants)
14 (1/14/1990 at Denver Broncos)
17 (1/7/1995 at Pittsburgh Steelers)
18 (12/1966 at Green Bay Packers)
18 (1/8/1983 at Los Angeles Raiders)

Most Rushing Attempts by Opponents
53 (12/21/1958 at New York Giants)
51 (1/7/1995 at Pittsburgh Steelers)

Fewest Rushing Attempts by Opponents
16 (1/11/1995 vs. New England Patriots)
18 (1/6/1990 vs. Buffalo Bills)
19 (1/4/1986 vs. Miami Dolphins)

PASSING

Most Gross Yards Gained Passing
494 (1/3/1987 vs. New York Jets)
429 (1/5/2003 at Pittsburgh Steelers)
356 (1/17/1988 at Denver Broncos)
298 (12/24/1950 vs. Los Angeles Rams)
281 (1/8/1983 at Los Angeles Raiders)

Fewest Gross Yards Gained Passing
 38 (12/27/1953 at Detroit Lions)
 43 (12/17/1950 vs. New York Giants)

Most Gross Yards Gained Passing by Opponents
 405 (1/6/1990 vs. Buffalo Bills)
 386 (1/8/1983 at Los Angeles Raiders)

Fewest Gross Yards Gained Passing by Opponents
 48 (12/17/1950 vs. New York Giants)
 68 (12/28/1952 vs. Detroit Lions)
 88 (12/24/1972 at Miami Dolphins)
 95 (12/27/1964 vs. Baltimore Colts)
 106 (12/21/1958 at New York Giants)

Most Passes Attempted
 65 (1/3/1987 vs. New York Jets)
 44 (1/14/1990 at Denver Broncos)
 43 (1/5/2003 at Pittsburgh Steelers)
 41 (12/23/1951 at Los Angeles Rams)
 41 (1/17/1988 at Denver Broncos)

Fewest Passes Attempted
 9 (12/17/1950 vs. New York Giants)
 12 (12/26/1954 vs. Detroit Lions)

Most Passes Attempted by Opponents
 54 (1/6/1990 vs. Buffalo Bills)
 51 (1/1/1995 vs. New England Patriots)
 48 (1/5/2003 at Pittsburgh Steelers)
 45 (1/4/1986 at Miami Dolphins)
 44 (12/26/1954 vs. Detroit Lions)

Most Passes Completed
 34 (1/3/1987 vs. New York Jets)
 26 (1/17/1988 at Denver Broncos)
 26 (1/5/2003 at Pittsburgh Steelers)
 22 (12/24/1950 vs. Los Angeles Rams)
 20 4 times: most recently: (1/6/1990 vs. Buffalo Bills)

Fewest Passes Completed
 3 (12/17/1950 vs. New York Giants)
 3 (12/27/1953 at Detroit Lions)

Most Passes Completed by Opponents
 30 (1/5/2003 at Pittsburgh Steelers)
 28 (1/6/1990 vs. Buffalo Bills)
 25 (1/4/1986 at Miami Dolphins)
 24 (1/8/1983 at Los Angeles Raiders)
 22 3 times: most recently: (1/1/1995 vs. New England Patriots)

Fewest Passes Completed by Opponents
 3 (12/17/1950 vs. New York Giants)
 6 (12/24/1972 at Miami Dolphins)

Lowest Completion Percentage
 18.75 (12/27/1953 at Detroit Lions)
 32.50 (1/4/1981 vs. Oakland Raiders)

INTERCEPTIONS

Most Interceptions
 7 (12/26/1955 at Los Angeles Rams)
 6 (12/26/1954 vs. Detroit Lions)

Most Interceptions by Opponents
 6 (12/24/1972 at Miami Dolphins)
 5 (12/29/1957 at Detroit Lions)

Most Interception Return Yards
 123 (12/28/1969 at Dallas Cowboys)
 122 (12/26/1954 vs. Detroit Lions)

Most Interception Return Yards by Opponents
 88 (12/24/1972 at Miami Dolphins)
 79 (12/26/1971 vs. Baltimore Colts)

Most Touchdowns by Interceptions
 1 5 times: most recently: (1/9/1988 vs. Indianapolis Colts)

Most Touchdowns by Interceptions by Opponents
 1 3 times: most recently: (1/7/1995 at Pittsburgh Steelers)

PUNTING

Most Punts
 9 (12/17/1950 vs. New York Giants)

Fewest Punts
 1 (12/28/1969 at Dallas Cowboys)
 1 (1/9/1988 vs. Indianapolis Colts)

Most Punts by Opponents
 14 (1/3/1987 vs. New York Jets)
 9 (12/17/1950 vs. New York Giants)

9 (1/4/1981 vs. Oakland Raiders)

Fewest Punts by Opponents
 2 (12/24/1967 at Dallas Cowboys)
 2 (12/29/1968 vs. Baltimore Colts)

Most Punts, Both Teams
 22 (1/3/1987 vs. New York Jets)
 18 (12/17/1950 vs. New York Giants)

Fewest Punts, Both Teams
 5 (1/9/1988 vs. Indianapolis Colts)
 5 (1/17/1988 at Denver Broncos)

Highest Gross Punting Average
 48.50 (1/8/1983 at Los Angeles Raiders)
 48.00 (1/17/1988 at Denver Broncos)

Highest Gross Punting Average by Opponents
 50.75 (12/24/1950 vs. Los Angeles Rams)
 49.25 (12/27/1953 at Detroit Lions)

PUNT RETURNS

Most Punt Returns
 7 (1/4/1981 vs. Oakland Raiders)
 7 (1/3/1987 vs. New York Jets)

Most Punt Returns by Opponents
 5 (12/17/1950 vs. New York Giants)
 5 (12/21/1958 at New York Giants)
 5 (1/8/1983 at Los Angeles Raiders)

Most Punt Return Yardage
 81 (1/4/1981 vs. Oakland Raiders)
 74 (12/26/1971 vs. Baltimore Colts)
 70 (1/5/2003 at Pittsburgh Steelers)

Most Punt Return Yardage by Opponents
 155 (12/24/1967 at Dallas Cowboys)
 77 (1/5/2003 at Pittsburgh Steelers)
 45 (1/8/1983 at Los Angeles Raiders)

Lowest Punt Return Average Allowed
 -10.00 (1/2/1966 at Green Bay Packers)
 -1.00 (12/24/1972 at Miami Dolphins)

KICKOFF RETURNS

Most Kickoff Returns
 8 (12/29/1957 at Detroit Lions)

Most Kickoff Returns by Opponents
 7 (12/26/1955 at Los Angeles Rams)
 7 (1/9/1988 vs. Indianapolis Colts)

Most Kickoff Return Yardage
 183 (12/29/1957 at Detroit Lions)
 180 (1/6/1990 vs. Buffalo Bills)

Most Kickoff Return Yardage by Opponents
 215 (12/26/1955 at Los Angeles Rams)
 126 (12/24/1950 vs. Los Angeles Rams)

Lowest Kickoff Return Average Allowed
 4.00 (12/24/1967 at Dallas Cowboys)
 6.60 (1/11/1987 vs. Denver Broncos)
 9.67 (12/27/1964 vs. Baltimore Colts)

Most Kickoff Return Touchdowns
 1 (1/6/1990 vs. Buffalo Bills)

PENALTIES

Most Penalties
 9 (12/17/1950 vs. New York Giants)
 9 (1/11/1987 vs. Denver Broncos)
 9 (12/24/1988 vs. Houston Oilers)
 9 (1/5/2003 at Pittsburgh Steelers)

Most Penalty Yards
 76 (1/11/1987 vs. Denver Broncos)
 75 (12/24/1988 vs. Houston Oilers)
 75 (1/5/2003 at Pittsburgh Steelers)

Fewest Penalties
 0 (12/23/1951 at Los Angeles Rams)
 0 (12/27/1953 at Detroit Lions)

Most Penalties by Opponents
 13 (12/24/1988 vs. Houston Oilers)
 10 (1/3/1987 vs. New York Jets)

Most Penalty Yards by Opponents
 118 (12/24/1988 vs. Houston Oilers)
 94 (1/3/1987 vs. New York Jets)

- Fewest Penalties by Opponents
 0 (12/23/1951 at Los Angeles Rams)
 0 (12/27/1953 at Detroit Lions)
- Most Penalties, Both Teams
 22 (12/24/1988 vs. Houston Oilers)
 15 (1/11/1987 vs. Denver Broncos)
- Most Penalty Yards, Both Teams
 193 (12/24/1988 vs. Houston Oilers)
 134 (1/3/1987 vs. New York Jets)

FUMBLES

- Most Fumbles
 6 (12/26/1971 vs. Baltimore Colts)
 6 (1/4/1981 vs. Oakland Raiders)
- Most Fumbles by Opponents
 6 (12/21/1958 at New York Giants)
- Most Fumbles, Both Teams
 8 (12/26/1971 vs. Baltimore Colts)
 8 (1/4/1981 vs. Oakland Raiders)
- Most Fumbles Lost
 3 (12/24/1950 vs. Los Angeles Rams)
 3 (1/17/1988 at Denver Broncos)
- Most Opponents Fumbles Recovered
 3 (12/26/1954 vs. Detroit Lions)

QUARTERBACK SACKS

- Most Times Browns Sacked Opponent Quarterback
 10 (1/3/1987 vs. New York Jets)

INDIVIDUAL CAREER PLAYOFF RECORDS

SERVICE

- Most Games
 12 Lou Groza (1950-59, 1961-67)
 10 Gene Hickerson (1958-60, 1962-73)
 10 Clay Matthews (1978-93)
 10 Ozzie Newsome (1978-90)
 10 Cody Risien (1979-83, 1985-89)

SCORING

- Most Points
 63 Lou Groza (1950-59, 1961-67); 12 FG, 27 PAT
 46 Matt Bahr (1981-89); 8 FG, 22 PAT
 36 Earnest Byner (1984-88, 1994-95); 6 TD
 30 Otto Graham (1950-55); 5 TD
 30 Gary Collins (1962-71); 5 TD
 30 Webster Slaughter (1986-91); 5 TD
- Most Total Touchdowns
 6 Earnest Byner (1984-88, 1994-95); 4 Rush, 2 Rec
 5 Otto Graham (1950-55); 5 Rush
 5 Gary Collins (1962-71); 5 Rec
 5 Webster Slaughter (1986-91); 5 Rec
 4 Brian Brennan (1984-91); 4 Rec
- Most Return Touchdowns (Defense/Special Teams)
 1 Don Paul (1954-58)
 1 Dale Lindsey (1965-72)
 1 Fred Summers (1969-71)
 1 Ron Bolton (1976-82)
 1 Frank Minnifield (1984-92)
 1 Eric Metcalf (1989-94)
- Most Extra Points
 27 Lou Groza (1950-59, 1961-67)
 22 Matt Bahr (1981-89)
 12 Don Cockroft (1968-80)
- Most Field Goals
 12 Lou Groza (1950-59, 1961-67)
 8 Matt Bahr (1981-89)
 5 Don Cockroft (1968-80)
 5 Mark Moseley (1986)
- Highest Field Goal Percentage
100.0 Phil Dawson (1999-2003); 2-2
 80.00 Matt Bahr (1981-89); 8-10
 63.16 Lou Groza (1950-59, 1961-67); 12-19
 62.50 Mark Moseley (1986); 5-8
- Most Safeties
 1 Bill Willis (1950-53)
 1 D.D. Hoggard (1985-87)

- Most Times Browns Quarterbacks Sacked
 6 (1/8/1983 at Los Angeles Raiders)
- Most Yards Opponents Lost Attempting to Pass
 54 (1/3/1987 vs. New York Jets)
- Most Yards Browns Lost Attempt to Pass
 53 (1/8/1983 at Los Angeles Raiders)
- Most Times Sacked, Both Teams
 14 (1/3/1987 vs. New York Jets)
- Fewest Times Sacked, Both Teams
 1 (1/4/1986 at Miami Dolphins)
 1 (12/24/1988 vs. Houston Oilers)

TURNOVERS

- Most Turnovers Committed (Giveaways)
 6 (12/29/1957 at Detroit Lions)
 5 (12/26/1971 vs. Baltimore Colts)
 5 (12/24/1972 at Miami Dolphins)
- Most Turnovers, Opponents (Takeaways)
 9 (12/26/1954 vs. Detroit Lions)
 8 (12/26/1955 at Los Angeles Rams)
- Most Turnovers, Both Teams
 13 (12/26/1954 vs. Detroit Lions)
 11 (12/26/1955 at Los Angeles Rams)

RUSHING

- Most Rushing Attempts
 107 Kevin Mack (1985-93)
 100 Leroy Kelly (1964-73)
 82 Earnest Byner (1984-88, 1994-95)
 66 Jim Brown (1957-65)
 55 Otto Graham (1950-55)
- Most Rushing Yards
 480 Earnest Byner (1984-88, 1994-95)
 424 Kevin Mack (1985-93)
 417 Leroy Kelly (1964-73)
 292 Otto Graham (1950-55)
 241 Jim Brown (1957-65)
- Most Rushing Touchdowns
 5 Otto Graham (1950-55)
 4 Earnest Byner (1984-88, 1994-95)
 2 Harry Jagade (1951-53)
 2 Leroy Kelly (1964-73)
 2 Bo Scott (1969-74)
- Highest Rushing Average
 11.50 Calvin Hill (1978-81); 2-23
 9.83 Milt Plum (1957-61); 6-59
 8.80 Chet Hanulak (1954, 1957); 5-44

PASSING

- Most Pass Attempts
 260 Bernie Kosar (1985-93)
 167 Otto Graham (1950-55)
 132 Bill Nelsen (1968-72)
 72 Frank Ryan (1962-68)
 61 Vinny Testaverde (1993-95)
- Most Pass Completions
 146 Bernie Kosar (1985-93)
 89 Otto Graham (1950-55)
 68 Bill Nelsen (1968-72)
 35 Frank Ryan (1962-68)
 33 Vinny Testaverde (1993-95)
- Highest Completion Percentage (minimum 15 attempts)
 68.0 Mike Pagel (1986-90); 17-25
 60.5 Kelly Holcomb (2001-04); 26-43
 56.2 Bernie Kosar (1985-93); 146-260
 54.1 Vinny Testaverde (1993-95); 33-61
 53.3 Otto Graham (1950-55); 89-167
- Most Passing Yards
 1,860 Bernie Kosar (1985-93)
 1,204 Otto Graham (1950-55)
 839 Bill Nelsen (1968-72)
 534 Frank Ryan (1962-68)

- 429 Kelly Holcomb (2001-04)
- Most Passing Touchdowns**
- 15 Bernie Kosar (1985-93)
 - 10 Otto Graham (1950-55)
 - 6 Frank Ryan (1962-68)
 - 3 Bill Nelsen (1968-72)
 - 3 Kelly Holcomb (2001-04)
- Highest Quarterback Rating (minimum 15 attempts)**
- 107.6 Kelly Holcomb (2001-04) 26-43-429-3-1
 - 98.6 Mike Pagel (1986-90) 17-25-179-2-1
 - 83.3 Paul McDonald (1980-85) 18-37-281-1-0
 - 81.9 Bernie Kosar (1985-93) 146-260-1-860-15-10
 - 78.1 Frank Ryan (1962-68) 35-72-534-6-4
- Most Passes Intercepted**
- 13 Otto Graham (1950-55)
 - 10 Bernie Kosar (1985-93)
 - 8 Bill Nelsen (1968-72)
- Fewest Passes Intercepted (minimum 35 attempts)**
- 0 Paul McDonald (1980-85)
 - 1 Kelly Holcomb (2001-04)
 - 2 Vinny Testaverde (1993-95)
 - 3 Brian Sipe (1974-83)

RECEIVING

- Most Receptions**
- 27 Ozzie Newsome (1978-90)
 - 26 Dante Lavelli (1950-56)
 - 26 Reggie Langhorne (1985-91)
 - 24 Paul Warfield (1964-69, 1976-77)
 - 23 Brian Brennan (1984-91)
 - 23 Webster Slaughter (1986-91)
- Most Receiving Yards**
- 404 Paul Warfield (1964-69, 1976-77)
 - 381 Webster Slaughter (1986-91)
 - 375 Dante Lavelli (1950-56)
 - 373 Ozzie Newsome (1978-90)
 - 370 Reggie Langhorne (1985-91)
- Highest Receiving Average**
- 35.00 Kevin Johnson (1999-2003): 4-140
 - 32.50 Andre' Davis (2002-04): 2-65
 - 31.00 Ricky Feacher (1976-84): 4-124
 - 23.00 Fair Hooker (1969-74): 4-92
 - 21.00 Dave Logan (1976-83): 3-63
- Most Receiving Touchdowns**
- 5 Gary Collins (1962-71)
 - 5 Webster Slaughter (1986-91)
 - 4 Brian Brennan (1984-91)
 - 3 Dante Lavelli (1950-56)
 - 3 Ray Renfro (1952-63)

INTERCEPTIONS

- Most Passes Intercepted**
- 4 Ken Gorgal (1950, 1953-54)
 - 4 Warren Lahr (1950-59)
 - 4 Ken Konz (1953-59)
 - 4 Felix Wright (1985-90)
- Most Interception Return Yards**
- 97 Don Paul (1954-58)
 - 88 Walt Sumner (1969-74)
 - 48 Frank Minnifield (1984-92)
- Highest Average Gain on Interceptions (minimum 2 interceptions)**
- 48.50 Don Paul (1954-58): 2-97
 - 21.00 Ron Bolton (1976-82): 2-42
 - 20.50 Daylon McCutcheon (1999-2006): 2-41
 - 15.00 Len Ford (1950-57): 3-45
- Most Touchdowns on Interceptions**
- 1 Don Paul (1954-58)
 - 1 Dale Lindsey (1965-72)
 - 1 Walt Sumner (1969-74)
 - 1 Ron Bolton (1976-82)
 - 1 Frank Minnifield (1984-92)

PUNTING

- Most Punts**
- 33 Horace Gillom (1950-56)
 - 27 Don Cockroft (1968-80)
 - 20 Jeff Gossett (1983, 1985-87)
- Most Punt Yards**
- 1,346 Horace Gillom (1950-56)

- 965 Don Cockroft (1968-80)
 - 792 Jeff Gossett (1983, 1985-87)
- Best Gross Punting Average**
- 48.50 Steve Cox (1981-84): 6-291
 - 44.33 Lee Johnson (1987-88): 3-133
 - 42.50 Gary Collins (1962-71): 14-595
- Most Punts Inside 20 Yard Line**
- 6 Jeff Gossett (1983, 1985-87)
 - 3 Max Runager (1988)
 - 2 Tom Tupa (1993-95)

PUNT RETURNS

- Most Punt Returns**
- 21 Gerald McNeil (1986-89)
 - 8 Leroy Kelly (1964-73)
 - 7 Ken Konz (1953-59)
 - 7 Billy Reynolds (1953-54, 1957)
 - 6 Cliff Lewis (1950-51)
- Most Punt Return Yards**
- 199 Gerald McNeil (1986-89)
 - 110 Leroy Kelly (1964-73)
 - 97 Billy Reynolds (1953-54, 1957)
 - 70 Dennis Northcutt (2000-06)
 - 57 Dino Hall (1979-83)
- Highest Punt Return Average**
- 38.00 Thom Darden (1972-74, 1976-81): 1-38
 - 35.00 Dennis Northcutt (2000-06): 2-70
 - 13.86 Billy Reynolds (1953-54, 1957): 7-97
 - 13.75 Leroy Kelly (1964-73): 8-110

KICKOFF RETURNS

- Most Kickoff Returns**
- 16 Eric Melcalf (1989-94)
 - 14 Gerald McNeil (1986-89)
 - 11 Ben Davis (1967-68, 1970-73)
 - 9 Ken Carpenter (1950-53)
- Most Kickoff Return Yards**
- 392 Eric Melcalf (1989-94)
 - 246 Gerald McNeil (1986-89)
 - 208 Ken Carpenter (1950-53)
 - 200 Ben Davis (1967-68, 1970-73)
 - 167 Jim Brown (1957-65)
- Highest Kickoff Return Average**
- 32.00 Leroy Kelly (1964-73): 2-64
 - 32.00 Randy Baldwin (1991-94): 1-32
 - 29.00 Walter Roberts (1964-66): 4-116

COMBINED NET YARDS

- Combined Net Yards, Most Attempts**
- 128 Leroy Kelly (1964-73): 100 R, 18 P, 8 KR, 2 PR
 - 126 Kevin Mack (1985-93): 107 R, 19 P
 - 104 Earnest Byner (1984-88, 1994-95): 82 R, 22 P
- Combined Net Yards, Most Yards**
- 781 Leroy Kelly (1964-73): 417 R, 190 P, 64 KR, 110 PR
 - 705 Earnest Byner (1984-88, 1994-95): 480 R, 225 P
 - 573 Kevin Mack (1985-93): 424 R, 149 P
- Combined Net Yards, High Average**
- 38.00 Thom Darden (1972-74, 1976-81): 1-38
 - 35.00 Kevin Johnson (1999-2003): 4-140
 - 32.00 Randy Baldwin (1991-94): 1-32
 - 31.00 Ricky Feacher (1976-84): 4-124

SCRIMMAGE YARDS

- Scrimmage Yards, Most Attempts**
- 126 Kevin Mack (1985-93): 107 R, 19 P
 - 118 Leroy Kelly (1964-73): 100 R, 18 P
 - 104 Earnest Byner (1984-88, 1994-95): 82 R, 22 P
- Scrimmage Yards, Most Yards**
- 705 Earnest Byner (1984-88, 1994-95): 480 R, 225 P
 - 607 Leroy Kelly (1964-73): 417 R, 190 P
 - 573 Kevin Mack (1985-93): 424 R, 149 P
- Scrimmage Yards, High Average**
- 35.00 Kevin Johnson (1999-2003): 4-140
 - 31.00 Ricky Feacher (1976-84): 4-124
 - 23.00 Fair Hooker (1969-74): 4-92
 - 21.00 Dave Logan (1976-83): 3-63

INDIVIDUAL SINGLE-GAME PLAYOFF RECORDS

SCORING

Most Points

- 18 Otto Graham (12/26/1954 vs. Detroit Lions): 3 TD
- 18 Gary Collins (12/27/1964 vs. Baltimore Colts): 3 TD

Opponent, Most Points

- 18 Craig Baynham (12/24/1967 at Dallas Cowboys): 3 TD
- 18 Tom Matte (12/29/1968 vs. Baltimore Colts): 3 TD

Most Total Touchdowns

- 3 Otto Graham (12/26/1954 vs. Detroit Lions): 3 Rush
- 3 Gary Collins (12/27/1964 vs. Baltimore Colts): 3 Rec

Opponent, Most Total Touchdowns

- 3 Craig Baynham (12/24/1967 at Dallas Cowboys): 2 Rush, 1 Rec
- 3 Tom Matte (12/29/1968 vs. Baltimore Colts): 3 Rush

Most Return TDs (Defense/Special Teams)

- 1 Don Paul (12/26/1955 at Los Angeles Rams)
- 1 Dale Lindsey (12/21/1968 vs. Dallas Cowboys)
- 1 Fred Summers (12/28/1969 at Dallas Cowboys)
- 1 Ron Bolton (1/4/1981 vs. Oakland Raiders)
- 1 Frank Minnifield (1/9/1988 vs. Indianapolis Colts)
- 1 Eric Metcalf (1/6/1990 vs. Buffalo Bills)

Most Points After Touchdowns – Made

- 8 Lou Groza (12/26/1954 vs. Detroit Lions)
- 5 Lou Groza (12/26/1955 at Los Angeles Rams)
- 5 Don Cockroft (12/28/1969 at Dallas Cowboys)
- 5 Matt Bahr (1/9/1988 vs. Indianapolis Colts)

Opponent, Most Points After Touchdowns – Made

- 8 Jim Martin (12/29/1957 vs. Detroit Lions)

Most Field Goals Attempted

- 6 Mark Moseley (1/3/1987 vs. New York Jets)
- 4 Lou Groza (12/27/1953 vs. Detroit Lions)
- 4 Don Cockroft (1/4/1981 vs. Oakland Raiders)
- 4 Matt Stover (1/1/1995 vs. New England Patriots)

Most Field Goals – Made

- 3 Lou Groza (12/27/1953 at Detroit Lions)
- 3 Mark Moseley (1/3/1987 vs. New York Jets)
- 3 Matt Bahr (12/24/1988 vs. Houston Oilers)

Opponent, Most Field Goals – Made

- 3 Don Chandler (12/19/66 at Green Bay Packers)
- 3 Rich Karlis (1/11/1987 vs. Denver Broncos)
- 3 David Treadwell (1/14/1990 at Denver Broncos)

Longest Field Goal Made

- 52 Lou Groza (12/23/1951 at Los Angeles Rams)
- 52 Matt Bahr (1/8/1983 at Los Angeles Raiders)
- 47 Matt Bahr (1/6/1990 vs. Buffalo Bills)
- 45 Matt Bahr (1/6/1990 vs. Buffalo Bills)

Opponent, Longest Field Goal Made

- 51 Fuad Reveiz (1/4/1986 at Miami Dolphins)
- 49 Tony Zendejas (12/24/1988 vs. Houston Oilers)
- 47 Mike Clark (12/21/1968 vs. Dallas Cowboys)
- 46 Garo Yepremian (12/24/1972 at Miami Dolphins)
- 46 Frank Leahy (1/3/1987 vs. New York Jets)

Most Safeties

- 1 Bill Willis (12/17/1950 vs. New York Giants)
- 1 D.D. Hoggard (1/17/1988 at Denver Broncos)

Opponent, Most Safeties

- 1 Carnell Lake (1/7/1995 at Pittsburgh Steelers)

RUSHING

Most Rushing Attempts

- 27 Jim Brown (12/27/1964 vs. Baltimore Colts)
- 26 Kevin Mack (1/11/1987 vs. Denver Broncos)
- 25 William Green (1/5/2003 at Pittsburgh Steelers)
- 23 Earnest Byner (1/9/1988 vs. Indianapolis Colts)
- 20 Jim Brown (12/29/1957 at Detroit Lions)
- 20 Kevin Mack (1/3/1987 vs. New York Jets)

Opponent, Most Rushing Attempts

- 26 Sammy Winder (1/11/1987 vs. Denver Broncos)

Most Rushing Yards

- 161 Earnest Byner (1/4/1986 at Miami Dolphins)
- 122 Earnest Byner (1/9/1988 vs. Indianapolis Colts)
- 114 Jim Brown (12/27/1964 vs. Baltimore Colts)
- 104 Harry Jagade (12/28/1952 vs. Detroit Lions)
- 102 Harry Jagade (12/27/1953 vs. Detroit Lions)

Opponent, Most Rushing Yards

- 133 Barry Foster (1/7/1995 at Pittsburgh Steelers)

Most Rushing Touchdowns

- 3 Otto Graham (12/26/1954 vs. Detroit Lions)
- 2 Otto Graham (12/26/1955 at Los Angeles Rams)
- 2 Bo Scott (12/28/1969 at Dallas Cowboys)
- 2 Earnest Byner (1/4/1986 at Miami Dolphins)

Opponent, Most Rushing Touchdowns

- 3 Tom Matte (12/29/1968 vs. Baltimore Colts)

Longest Rush

- 661 Earnest Byner (1/4/1986 at Miami Dolphins)
- 46 Jim Brown (12/27/1964 vs. Baltimore Colts)
- 46 Leroy Kelly (12/24/1967 at Dallas Cowboys)
- 42 Marion Motley (12/28/1952 vs. Detroit Lions)
- 39 Leroy Kelly (12/28/1969 at Dallas Cowboys)

Opponent, Longest Rush

- 671 Doak Walker (12/28/1952 vs. Detroit Lions)

Highest Rushing Average (minimum 11 attempts)

- 10.06 Earnest Byner (1/4/1986 at Miami Dolphins): 16-161
- 8.25 Otto Graham (12/24/1950 vs. Los Angeles Rams): 12-99
- 6.93 Harry Jagade (12/28/1952 vs. Detroit Lions): 15-104

PASSING

Most Pass Attempts

- 64 Bernie Kosar (1/3/1987 vs. New York Jets)
- 44 Bernie Kosar (1/14/1990 at Denver Broncos)
- 43 Kelly Holcomb (1/5/2003 at Pittsburgh Steelers)
- 41 Bernie Kosar (1/17/1988 at Denver Broncos)
- 40 Otto Graham (12/23/1951 at Los Angeles Rams)
- 40 Brian Spe (1/4/1981 vs. Oakland Raiders)

Opponent, Most Pass Attempts

- 54 Jim Kelly (1/6/1990 vs. Buffalo Bills)
- 50 Drew Bledsoe (1/1/1995 vs. New England Patriots)

Most Pass Completions

- 33 Bernie Kosar (1/3/1987 vs. New York Jets)
- 26 Bernie Kosar (1/17/1988 at Denver Broncos)
- 26 Kelly Holcomb (1/5/2003 at Pittsburgh Steelers)
- 22 Otto Graham (12/24/1950 vs. Los Angeles Rams)
- 20 Otto Graham (12/28/1952 vs. Detroit Lions)
- 20 Bernie Kosar (1/9/1988 vs. Indianapolis Colts)
- 20 Bernie Kosar (1/6/1990 vs. Buffalo Bills)
- 20 Vinny Testaverde (1/1/1995 vs. New England Patriots)

Opponent, Most Pass Completions

- 30 Tommy Maddox (1/5/2003 at Pittsburgh Steelers)
- 28 Jim Kelly (1/6/1990 vs. Buffalo Bills)

Highest Completion Percentage (minimum 15 attempts)

- 68.97 Bernie Kosar (1/6/1990 vs. Buffalo Bills): 20-29
- 68.75 Otto Graham (12/24/1950 vs. Los Angeles Rams): 22-32
- 68.00 Mike Pagel (12/24/1988 vs. Houston Oilers): 17-25
- 66.67 Bill Nelsen (12/28/1969 at Dallas Cowboys): 18-27
- 66.67 Vinny Testaverde (1/1/1995 vs. New England Patriots): 20-30

Opponent, Highest Completion Percentage (minimum 15 attempts)

- 69.56 Neil O'Donnell (1/7/1995 at Pittsburgh Steelers): 16-23

Most Passing Yards

- 489 Bernie Kosar (1/3/1987 vs. New York Jets)
- 429 Kelly Holcomb (1/5/2003 at Pittsburgh Steelers)
- 356 Bernie Kosar (1/17/1988 at Denver Broncos)
- 298 Otto Graham (12/24/1950 vs. Los Angeles Rams)
- 281 Paul McDonald (1/8/1983 at Los Angeles Raiders)

Opponent, Most Passing Yards

- 405 Jim Kelly (1/6/1990 vs. Buffalo Bills)
- 385 John Elway (1/14/1990 at Denver Broncos)

Most Passing Touchdowns

- 4 Otto Graham (12/24/1950 vs. Los Angeles Rams)
- 3 Otto Graham (12/26/1954 vs. Detroit Lions)
- 3 Frank Ryan (12/27/1964 vs. Baltimore Colts)
- 3 Bernie Kosar (1/9/1988 vs. Indianapolis Colts)
- 3 Bernie Kosar (1/17/1988 at Denver Broncos)
- 3 Bernie Kosar (1/6/1990 vs. Buffalo Bills)
- 3 Kelly Holcomb (1/5/2003 at Pittsburgh Steelers)

Opponent, Most Passing Touchdowns

- 4 Tobin Rote (12/29/1957 at Detroit Lions)
- 4 Jim Kelly (1/6/1990 vs. Buffalo Bills)

Highest Quarterback Rating (minimum 15 attempts)
 130.10 Bernie Kosar (1/6/1990 vs. Buffalo Bills)
 124.74 Otto Graham (12/24/1950 vs. Los Angeles Rams)
 117.13 Frank Ryan (12/27/1964 vs. Baltimore Colts)
 116.67 Otto Graham (12/26/1954 vs. Detroit Lions)
 107.61 Kelly Holcomb (1/5/2003 at Pittsburgh Steelers)

Most Passes Intercepted
 5 Mike Phipps (12/24/1972 at Miami Dolphins)

Opponent, Most Passes Intercepted
 6 Bobby Layne (12/26/1954 vs. Detroit Lions)
 6 Norm Van Brocklin (12/26/55 at Los Angeles Rams)

RECEIVING

Most Receptions
 11 Dante Lavelli (12/24/1950 vs. Los Angeles Rams)
 8 Paul Warfield (12/28/1969 at Dallas Cowboys)
 7 Mac Speedie (12/23/1951 at Los Angeles Rams)
 7 Herman Fontenot (1/11/1987 vs. Denver Broncos)
 7 Earnest Byner (1/17/1988 at Denver Broncos)
 7 Michael Jackson (1/11/1995 vs. New England Patriots)

Opponent, Most Receptions
 13 Thurman Thomas (1/6/1990 vs. Buffalo Bills)

Most Receiving Yards
 140 Kevin Johnson (1/5/2003 at Pittsburgh Steelers)
 130 Gary Collins (12/27/1964 vs. Baltimore Colts)
 128 Dante Lavelli (12/24/1950 vs. Los Angeles Rams)
 124 Ricky Feacher (1/8/1983 at Los Angeles Raiders)
 122 Michael Jackson (1/11/1995 vs. New England Patriots)

Opponent, Most Receiving Yards
 150 Thurman Thomas (1/6/1990 vs. Buffalo Bills)

Highest Receiving Average (minimum 3 receptions)
 38.00 Webster Slaughter (1/6/1990 vs. Buffalo Bills); 3-114
 35.00 Kevin Johnson (1/5/2003 at Pittsburgh Steelers); 4-140
 33.00 Paul Warfield (12/24/1967 at Dallas Cowboys); 3-99

Most Receiving Touchdowns
 3 Gary Collins (12/27/1964 vs. Baltimore Colts)
 2 Dante Lavelli (12/24/1950 vs. Los Angeles Rams)
 2 Ray Renfro (12/26/1954 vs. Detroit Lions)
 2 Webster Slaughter (12/24/1988 vs. Houston Oilers)
 2 Webster Slaughter (1/6/1990 vs. Buffalo Bills)
 2 Brian Brennan (1/14/1990 at Denver Broncos)
 2 Dennis Northcutt (1/5/2003 at Pittsburgh Steelers)

Opponent, Most Receiving Touchdowns
 2 Steve Junker (12/29/1957 at Detroit Lions)
 2 Thurman Thomas (1/6/1990 vs. Buffalo Bills)

Longest Receptions
 83 Kevin Johnson (1/5/2003 at Pittsburgh Steelers)
 75t Paul Warfield (12/24/1967 at Dallas Cowboys)
 53 Earnest Byner (1/17/1988 vs. Denver Broncos)
 52t Webster Slaughter (1/6/1990 vs. Buffalo Bills)
 51t Gary Collins (12/27/1964 vs. Baltimore Colts)

Opponent, Longest Reception
 86t Bob Hayes (12/24/1967 at Dallas Cowboys)

INTERCEPTIONS

Most Passes Intercepted
 2 8 times; most recently: Daylon McCutcheon
 (1/5/2003 at Pittsburgh Steelers)

Opponent, Most Passes Intercepted
 2 5 times; most recently:
 Dennis Smith (1/14/1990 at Denver Broncos)

Most Interception Return Yards
 88t Walt Sumner (12/28/1969 at Dallas Cowboys)
 65 Don Paul (12/26/1955 at Los Angeles Rams)

Opponent, Most Interception Return Yards
 60t Cornell Green (12/24/1967 at Dallas Cowboys)

Longest Interception Return
 88t Walt Sumner (12/28/1969 at Dallas Cowboys)

Opponent, Longest Interception Return
 60t Cornell Green (12/24/1967 at Dallas Cowboys)

Highest Average Gain on Interceptions (minimum 2 interceptions)
 22.50 Len Ford (12/26/1954 vs. Detroit Lions); 2-45
 21.00 Ron Bolton (1/4/1981 vs. Oakland Raiders); 2-42
 20.50 Daylon McCutcheon (1/5/2003 at Pittsburgh Steelers); 2-41

Most Touchdowns on Interceptions
 1 5 times; most recently: Frank Minnifield

(1/9/1988 vs. Indianapolis Colts)

PUNTING

Most Punts
 9 Horace Gillom (12/17/1950 vs. New York Giants)

Opponent, Most Punts
 14 Dave Jennings (1/3/1987 vs. New York Jets)

Most Punt Yards
 363 Horace Gillom (12/17/1950 vs. New York Giants)
 338 Bryan Wagner (1/14/1990 at Denver Broncos)

Opponent, Most Punt Yards
 530 Dave Jennings (1/3/1987 vs. New York Jets)

Longest Punts
 68 Horace Gillom (12/24/1950 vs. Los Angeles Rams)
 62 Horace Gillom (12/28/1952 vs. Detroit Lions)
 61 Johnny Evans (1/4/1981 vs. Oakland Raiders)
 59 Lee Johnson (1/17/1988 at Denver Broncos)
 58 Gary Collins (12/27/1964 vs. Baltimore Colts)
 58 Jeff Gossett (1/11/1987 vs. Denver Broncos)

Opponent, Longest Punts
 72 Charlie Conerly (12/17/1950 vs. New York Giants)
 72 Yale Lary (12/27/1953 vs. Detroit Lions)

Best Gross Punting Average (minimum 2 punts)
 48.50 Steve Cox (1/8/1983 at Los Angeles Raiders); 6-291
 48.00 Lee Johnson (1/17/1988 at Denver Broncos); 2-96

PUNT RETURNS

Most Punt Returns
 7 Gerald McNeil (1/3/1987 vs. New York Jets)
 5 Dino Hall (1/4/1981 vs. Oakland Raiders)
 4 Ray Renfro (12/28/1952 vs. Detroit Lions)

Opponent, Most Punt Returns
 5 Greg Pruitt (1/8/1983 at Los Angeles Raiders)

Most Punt Return Yards
 71 Leroy Kelly (12/26/1971 vs. Baltimore Colts)
 70 Dennis Northcutt (1/5/2003 at Pittsburgh Steelers)
 65 Gerald McNeil (1/3/1987 vs. New York Jets)
 57 Dino Hall (1/4/1981 vs. Oakland Raiders)
 54 Billy Reynolds (12/27/1953 at Detroit Lions)

Opponent, Most Punt Return Yards
 141 Bob Hayes (12/24/1967 at Dallas Cowboys)

Highest Punt Return Average (minimum 3 returns)
 23.67 Leroy Kelly (12/26/1971 vs. Baltimore Colts); 3-71
 18.00 Billy Reynolds (12/27/1953 at Detroit Lions); 3-54

Opponent, Highest Punt Return Average (minimum 3 returns)
 47.0 Bob Hayes (12/24/1967 at Dallas Cowboys); 3-141

Longest Punt Returns
 59 Dennis Northcutt (1/5/2003 at Pittsburgh Steelers)
 48 Leroy Kelly (12/26/71 vs. Baltimore Colts)
 42 Billy Reynolds (12/26/1954 vs. Detroit Lions)
 38 Thom Darden (12/24/1972 at Miami Dolphins)

Opponent, Longest Punt Returns
 68 Bob Hayes (12/24/1967 at Dallas Cowboys)
 66t Antwan Randle El (1/5/2003 at Pittsburgh Steelers)

Punt Return for Touchdown
 None

Opponent, Punt Return for Touchdown
 1 Antwan Randle El, 66t (1/5/2003 at Pittsburgh Steelers)

KICKOFF RETURNS

Most Kickoff Returns
 6 Eric Metcalf (1/14/1990 at Denver Broncos)
 5 Ken Carpenter (12/23/1951 at Los Angeles Rams)
 5 Gerald McNeil (1/17/1988 at Denver Broncos)
 4 Jim Brown (12/29/1957 at Detroit Lions)
 4 Ben Davis (12/24/1967 at Dallas Cowboys)
 4 Ben Davis (12/21/1968 vs. Dallas Cowboys)
 4 Bo Scott (1/4/1970 at Minnesota Vikings)
 4 Dino Hall (1/8/1983 at Los Angeles Raiders)
 4 Gerald McNeil (1/11/1987 vs. Denver Broncos)
 4 Eric Metcalf (1/6/1990 vs. Buffalo Bills)

Opponent, Most Kickoff Returns
 6 Albert Bentley (1/9/1988 vs. Indianapolis Colts)

Most Kickoff Return Yards
 159 Eric Metcalf (1/6/1990 vs. Buffalo Bills)
 132 Ken Carpenter (12/23/1951 at Los Angeles Rams)
 118 Eric Metcalf (1/14/1990 at Denver Broncos)

- 107 Jim Brown (12/29/1957 at Detroit Lions)
- 95 Walter Roberts (1/2/1966 at Buffalo Packers)
- Opponent, Most Kickoff Return Yards
- 127 Woodley Lewis (12/26/1955 at Los Angeles Rams)
- Highest Kickoff Return Average (minimum 3 returns)
- 39.75 Eric Metcalf (1/6/1990 vs. Buffalo Bills); 4-159
- 31.67 Walter Roberts (1/2/1966 at Green Bay Packers); 3-95

Longest Kickoff Returns

- 901 Eric Metcalf (1/6/1990 vs. Buffalo Bills)
- 50 Jim Brown (12/29/1957 at Detroit Lions)
- 46 Billy Reynolds (12/26/1954 vs. Detroit Lions)
- 46 Leroy Kelly (1/2/1966 at Green Bay Packers)
- 41 Jim Brown (12/21/1958 at New York Giants)

Opponent, Longest Kickoff Return

- 43 Woodley Lewis (12/26/1955 at Los Angeles Rams)

Kickoff Return for Touchdown, Game

- 1 Eric Metcalf (1/6/1990 vs. Buffalo Bills)

Opponent, Kickoff Return for Touchdown, Game

None

COMBINED NET YARDS

Combined Net Yards, Most Attempts

- 30 Jim Brown (12/27/1964 vs. Baltimore Colts); 27 R, 3 P
- 28 Kevin Mack (1/11/1987 vs. Denver Broncos); 26 R, 2 P

ROOKIE RECORDS

SCORING

Most Points – Season

- 66 Jerry Kauric (1990); 14 FG, 24 PAT

Most Points – Game

- 24 Jim Brown (11/24/1957 vs. Los Angeles Rams); 4 TD

Most Total Touchdowns – Season

- 10 Eric Metcalf (1989); 6 Rush, 4 Rec
- 10 Jim Brown (1957); 9 Rush, 1 Rec
- (Kevin Mack scored 10 TDs as a first-year player in 1985)

Most Total Touchdowns – Game

- 4 Jim Brown (11/24/1957 vs. Los Angeles Rams); 4 Rush

Most Return Touchdowns – Season

- 2 Bobby Franklin (1960)
- 2 Bobby Mitchell (1958)

Most Return Touchdowns – Game

- 2 Bobby Franklin (12/11/1960 vs. Chicago Bears)
- 2 Bobby Mitchell (11/23/1958 vs. Philadelphia Eagles)

Most Points After Touchdowns – Season

- 29 Jeff Jaeger (1987)

Most Points After Touchdowns – Game

- 5 Jeff Jaeger (11/8/1987 vs. Atlanta Falcons)

Most Field Goals – Season

- 14 Jerry Kauric (1990)

Most Field Goals – Game

- 3 Jeff Jaeger (10/26/1987 vs. Los Angeles Rams)

Highest Field Goal Pct (minimum 14 attempts)

- 70.00 Jerry Kauric (1990); 20-14

Most Safeties – Season

- 1 John Kissell (1950)
- 1 Junior Wren (1956)
- 1 Doug Dieken (1971)
- 1 James Jones (1991)

RUSHING

Most Rushing Attempts – Season

- 243 William Green (2002)
- 202 Jim Brown (1957)
- (Kevin Mack had 222 rushing attempts as a first-year player in 1985)

Most Rushing Attempts – Game

- 31 Jim Brown (11/24/1957 vs. Los Angeles Rams)

Most Rushing Yards – Season

- 942 Jim Brown (1957)
- (Kevin Mack rushed for 1,104 yards as a first-year player in 1985)

Most Rushing Yards – Game

- 237 Jim Brown (11/24/1957 vs. Los Angeles Rams)

Most Rushing Touchdowns – Season

- 9 Jim Brown (1957)

- 27 William Green (1/5/2003 at Pittsburgh Steelers); 25 R, 2P

Combined Net Yards, Most Yards

- 195 Ken Carpenter (12/23/1951 at Los Angeles Rams); 14 R, 49 P, 132 KR

- 187 Earnest Byner (1/17/1988 at Denver Broncos); 67 R, 120 P

Combined Net Yards, High Average (minimum 12 attempts)

- 16.25 Ken Carpenter (12/23/1951 at Los Angeles Rams); 12-195
- 9.30 Earnest Byner (1/4/1986 at Miami Dolphins); 20-186

SCRIMMAGE YARDS

Scrimmage Yards, Most Attempts

- 30 Jim Brown (12/27/1964 vs. Baltimore Colts); 27 R, 3 P
- 28 Kevin Mack (1/11/1987 vs. Denver Broncos); 26 R, 2 P
- 27 William Green (1/5/2003 at Pittsburgh Steelers); 25 R, 2 P

Scrimmage Yards, Most Yards

- 187 Earnest Byner (1/17/1988 at Denver Broncos); 67 R, 120 P
- 186 Earnest Byner (1/4/1986 at Miami Dolphins); 161 R, 25 P

Scrimmage Yards, High Average (minimum 12 attempts)

- 9.30 Earnest Byner (1/4/1986 at Miami Dolphins); 20-186
- 8.50 Earnest Byner (1/17/1988 at Denver Broncos); 22-187

Most Rushing Touchdowns – Game

- 4 Jim Brown (11/24/1957 vs. Los Angeles Rams)

Highest Rushing Average (minimum 150 attempts) – Season

- 4.66 Jim Brown (1957); 202-942
- (Kevin Mack averaged 4.97 yards per rush attempt as a first-year player in 1985)

Highest Rushing Average (minimum 11 attempts) – Game

- 13.36 Bobby Mitchell (10/12/1958 vs. Chicago Cardinals); 11-147

PASSING

Most Pass Attempts – Season

- 399 Tim Couch (1999)

Most Pass Attempts – Game

- 54 Eric Zeier (11/5/1995 vs. Houston Oilers)

Most Pass Completions – Season

- 223 Tim Couch (1999)

Most Pass Completions – Game

- 29 Tim Couch (11/21/1999 vs. Carolina Panthers)

Highest Completion Pct – Season (minimum 150 attempts)

- 60.81 **Colt McCoy (2010)**; 135-222
- 59.75 Charlie Frye (2005); 164-98

Highest Completion Pct – Game (minimum 15 attempts)

- 78.26 Tim Couch (10/17/1999 vs. Jacksonville Jaguars); 18-23

Most Passing Yards – Season

- 2,447 Tim Couch (1999)

Most Passing Yards – Game

- 310 Eric Zeier (10/29/1995 at Cincinnati Bengals)

Most Passing Touchdowns – Season

- 15 Tim Couch (1999)

Most Passing Touchdowns – Game

- 3 Bernie Kosar (12/15/1985 vs. Houston Oilers)
- 3 Tim Couch (10/31/1999 at New Orleans Saints)

Highest Quarterback Rating – Season (minimum 150 attempts)

- 74.5 **Colt McCoy (2010)**
- 73.2 Tim Couch (1999)

Highest Quarterback Rating – Game (minimum 15 attempts)

- 136.7 Charlie Frye (12/4/2005 vs. Jacksonville Jaguars)
- 132.6 **Colt McCoy (12/19/2010 at Cincinnati Bengals)**

Most Passes Intercepted – Season

- 13 Tim Couch (1999)

Most Passes Intercepted – Game

- 4 Terry Luck (12/18/1977 at Seattle Seahawks)
- 4 Eric Zeier (12/9/1995 at Minnesota Vikings)

Fewest Passes Intercepted – Season (minimum 150 attempts)

- 5 Charlie Frye (2005)
- 7 Bernie Kosar (1985)

Lowest Interception Percentage – Season (minimum 150 attempts)

- 2.82 Bernie Kosar (1985); 248-124

RECEIVING

- Most Receptions – Season
66 Kevin Johnson (1999)
- Most Receptions – Game
10 Darin Chiaverini (12/19/1999 vs. Jacksonville Jaguars)
- Most Receiving Yards – Season
986 Kevin Johnson (1999)
- Most Receiving Yards – Game
171 Derrick Alexander (12/4/1994 vs. New York Giants)
- Highest Receiving Average – Season (minimum 20 receptions)
18.35 Mohamed Massaquoi (2009); 34-624
17.69 Paul Warfield (1964); 52-920
- Highest Receiving Average – Game (minimum 3 receptions)
35.67 Braylon Edwards (9/18/2005 at Green Bay); 3-107
31.00 Ozzie Newsome (11/5/1978 at Houston Oilers); 4-124
- Most Receiving Touchdowns – Season
9 Paul Warfield (1964)
- Most Receiving Touchdowns – Game
2 Paul Warfield (11/22/1964 at Green Bay Packers)
2 Harry Holt (12/18/1983 vs. Pittsburgh Steelers)
2 Brian Brennan (11/25/1984 vs. Houston Oilers)
2 Kevin Johnson (10/31/1999 vs. New Orleans Saints)
2 Andre' Davis (9/22/2002 at Tennessee Titans)
2 Braylon Edwards (12/4/2005 vs. Jacksonville Jaguars)

INTERCEPTIONS

- Most Passes Intercepted – Season
10 Anthony Henry (2001)
8 Bobby Franklin (1960)
7 Larry Benz (1963)
6 Ken Gorgal (1950)
6 Bert Rechichar (1952)
6 Joe Haden (2010)
- Most Passes Intercepted – Game
3 Bobby Franklin (12/11/1960 vs. Chicago Bears)
3 Anthony Henry (9/23/2001 vs. Detroit Lions)
3 Anthony Henry (11/18/2001 at Baltimore Ravens)
- Most Interception Return Yards – Season
177 Anthony Henry (2001)
131 Bobby Franklin (1960)
- Most Interception Return Yards – Game
971 Anthony Henry (12/16/2001 vs. Jacksonville Jaguars)
95 Bobby Franklin (12/11/1960 vs. Chicago Bears)
- Highest Average Gain on Interceptions – Season (minimum 3 interceptions)
34.67 Brian Washington (1988); 3-104
- Highest Average Gain on Interceptions – Game (minimum 2 interceptions)
48.50 Anthony Henry (12/16/2001 vs. Jacksonville Jaguars); 2-97
31.67 Bobby Franklin (12/11/1960 vs. Chicago Bears); 3-95
- Most Touchdowns on Interceptions – Season
2 Bobby Franklin (1960)
- Most Touchdowns on Interceptions – Game
2 Bobby Franklin (12/11/1960 vs. Chicago Bears)

PUNTING

- Most Punts – Season
79 Johnny Evans (1978)
68 Steve Cox (1981)
- Most Punts – Game
10 Johnny Evans (11/5/1978 at Houston Oilers)
- Most Punt Yards – Season
3,089 Johnny Evans (1978)
- Most Punt Yards – Game
407 Johnny Evans (11/5/1978 at Houston Oilers)
- Best Gross Punting Average – Season (minimum 35 attempts)
48.0 Gary Collins (1962); 45-1,926
- Best Gross Punting Average – Game
58.00 Johnny Evans (12/3/1978 at Seattle Seahawks); 1-58
- Most Punts Inside 20 Yard Line – Season
16 Johnny Evans (1978)

PUNT RETURNS

- Most Punt Returns – Season
37 Keith Wright (1978)
- Most Punt Returns – Game
7 Chet Hanulak (11/7/1954 vs. Washington Redskins)

- Most Punt Return Yards – Season
289 Dennis Northcutt (2000)
288 Keith Wright (1978)
- Most Punt Return Yards – Game
71 Ben Davis (11/5/1967 at Pittsburgh Steelers)
- Most Punt Return Touchdowns – Season
1 Don Phelps (1950)
1 Bobby Mitchell (1958)
1 Leroy Kelly (1964)
1 Ben Davis (1967)
- Most Punt Return Touchdowns – Game
1 Don Phelps (12/10/1950 at Washington Redskins)
1 Bobby Mitchell (11/23/1958 vs. Philadelphia Eagles)
1 Leroy Kelly (10/25/1964 vs. New York Giants)
1 Ben Davis (11/5/1967 at Pittsburgh Steelers)
- Highest Punt Return Average – Season (minimum 15 returns)
12.72 Ben Davis (1967); 18-229
11.25 Greg Pruitt (1973); 16-180
- Highest Punt Return Average – Game (minimum 3 returns)
18.33 Ray Renfro (12/7/1952 at Chicago Cardinals); 3-55

KICKOFF RETURNS

- Most Kickoff Returns – Season
50 Andre' Davis (2002)
45 Joshua Cribbs (2005)
- Most Kickoff Returns – Game
6 Earnest Hunter (11/19/1995 vs. Green Bay Packers)
6 Jamel White (11/26/2000 at Baltimore Ravens)
6 Jamel White (12/10/2000 vs. Philadelphia Eagles)
6 Lee Suggs (12/8/2003 vs. St. Louis Rams)
6 Joshua Cribbs (12/24/2005 vs. Pittsburgh Steelers)
- Most Kickoff Return Yards – Season
1,094 Joshua Cribbs (2005)
1,068 Andre' Davis (2002)
- Most Kickoff Return Yards – Game
168 Andre' Davis (10/20/2002 vs. Houston Texans)
155 Joshua Cribbs (11/27/2005 at Minnesota Vikings)
152 Joshua Cribbs (10/23/2005 vs. Detroit Lions)
140 Jamel White (12/10/2000 vs. Philadelphia Eagles)
138 Lee Suggs (12/8/2003 vs. St. Louis Rams)
- Most Kickoff Return Touchdowns – Season
1 Bobby Mitchell (1958)
1 Leroy Bolden (1958)
1 Carl Ward (1967)
1 Andre' Davis (2002)
1 Joshua Cribbs (2005)
- Most Kickoff Return Touchdowns – Game
1 Leroy Bolden (10/26/1958 at Chicago Cardinals)
1 Bobby Mitchell (11/23/1958 vs. Philadelphia Eagles)
1 Carl Ward (11/26/1967 vs. Washington Redskins)
1 Andre' Davis (10/20/2002 vs. Houston Texans)
1 Joshua Cribbs (10/23/2005 vs. Detroit Lions)
- Highest Kickoff Return Average – Season (minimum 12 returns)
28.88 Bo Scott (1969); 25-722
- Highest Kickoff Return Average – Game (minimum 3 returns)
42.0 Ben Davis (12/10/1967 at St. Louis Cardinals); 3-126
42.0 Andre' Davis (10/20/2002 vs. Houston Texans); 4-168

COMBINED NET YARDS

- Combined Net Yards, Most Attempts – Season
272 Eric Metcalfe (1989); 187 R, 54 P, 31 PR
- Combined Net Yards, Most Attempts – Game
35 Jim Brown (11/24/1957 vs. Los Angeles Rams); 31 R, 3 P, 1 PR
- Combined Net Yards, Most Yards – Season
1,748 Eric Metcalfe (1989); 633 R, 397 P, 718 KR
- Combined Net Yards, Most Yards – Game
269 Jim Brown (11/24/1957 vs. Los Angeles Rams); 237 R, 21 P, 11 KR
- Combined Net Yards, High Average – Season (minimum 100 attempts)
10.90 Greg Pruitt (1973); 102-1,112
- Combined Net Yards, High Average – Game (minimum 10 attempts)
15.30 Keith Wright (12/10/1978 vs. New York Jets); 10-153

SCRIMMAGE YARDS

- Scrimmage Yards, Most Attempts – Season
259 William Green (2002); 243 R, 16 P

Scrimmage Yards, Most Attempts – Game
34 Jim Brown (11/24/1957 vs. Los Angeles Rams); 31 R, 3 P

Scrimmage Yards, Most Yards – Season
1,030 Eric Metcalf (1989); 633 R, 397 P
(Kevin Mack recorded 1,401 yards from scrimmage as a first-year player in 1985)

Scrimmage Yards, Most Yards – Game
258 Jim Brown (11/24/1957 vs. Los Angeles Rams); 237 R, 21 P

Scrimmage Yards, High Average – Season (minimum 100 attempts)
5.15 Boyce Green (1983); 129-664
(Kevin Mack averaged 5.58 yards from scrimmage per attempt as a first-year player in 1985)

OPPONENTS' SINGLE-GAME RECORDS

SCORING

Most Points

- 24 Ray Matthews (10/17/1954 at Pittsburgh Steelers)
- 24 Jim Taylor (10/15/1961 vs. Green Bay Packers)
- 24 Donny Anderson (11/12/1967 at Green Bay Packers)
- 24 Lorenzo White (12/9/1990 at Houston Oilers)
- 24 Priest Holmes (9/8/2002 vs. Kansas City Chiefs)

Most Touchdowns

- 4 Ray Matthews (10/17/1954 at Pittsburgh Steelers)
- 4 Jim Taylor (10/15/1961 vs. Green Bay Packers)
- 4 Donny Anderson (11/12/1967 at Green Bay Packers)
- 4 Lorenzo White (12/9/1990 at Houston Oilers)
- 4 Priest Holmes (9/8/2002 vs. Kansas City Chiefs)

Most Points After Touchdowns Attempted

- 8 Paul Held (10/17/1954 at Pittsburgh Steelers)
- 8 Paul Hornung (10/15/1961 vs. Green Bay Packers)
- 8 Teddy Garcia (12/9/1990 at Houston Oilers)

Most Points After Touchdowns Made

- 7 Paul Held (10/17/1954 at Pittsburgh Steelers)
- 7 Paul Hornung (10/15/1961 vs. Green Bay Packers)
- 7 Don Chandler (11/12/1967 at Green Bay Packers)
- 7 Teddy Garcia (12/9/1990 at Houston Oilers)
- 7 Shayne Graham (11/28/2004 at Cincinnati Bengals)

Most Field Goals Attempted

- 6 Roy Gerela (11/7/1971 at Pittsburgh Steelers)
- 6 Chester Marcol (9/17/1972 vs. Green Bay Packers)
- 6 Fred Cox (11/4/1973 at Minnesota Vikings)
- 6 Skip Butler (10/12/1975 vs. Houston Oilers)

Most Field Goals Made

- 5 Kris Brown (10/22/2000 at Pittsburgh Steelers)

Longest Field Goal Made (Yards)

- 61 Sebastian Janikowski (12/27/2009 vs. Oakland Raiders)
- 60 Dan Carpenter (12/5/2010 at Miami Dolphins)
- 56 Jason Hanson (10/8/1995 at Detroit Lions)
- 56 Wade Richey (9/14/2003 at Baltimore Ravens)
- 54 Ken Willis (9/1/1991 vs. Dallas Cowboys)
- 54 Adam Vinatieri (12/9/2001 at New England Patriots)

RUSHING

Most Attempts

- 40 Ricky Williams (10/31/1999 at New Orleans Saints)
- 38 Clinton Portis (12/14/2003 at Denver Broncos)
- 38 Cedric Benson (12/21/2008 vs. Cincinnati Bengals)
- 36 Eddie George (11/19/2000 at Tennessee Titans)
- 34 Gary Brown (11/21/1993 vs. Houston Oilers)
- 34 Eddie George (12/17/2000 vs. Tennessee Titans)

Most Yards Gained

- 295 Jamal Lewis (9/14/2003 at Baltimore Ravens)
- 223 Willie Parker (12/7/2006 at Pittsburgh Steelers)
- 205 Jamal Lewis (12/21/2003 vs. Baltimore Ravens)
- 202 Rudi Johnson (11/28/2004 at Cincinnati Bengals)
- 200 John Henry Johnson (10/10/1964 vs. Pittsburgh Steelers)
- 200 LaDainian Tomlinson (10/19/2003 vs. San Diego Chargers)

Highest Average Gain (Yards)

- 11.6 Tim Brown (11/7/1965 vs. Philadelphia Eagles) (16-186)

Longest Gains (Yards)

- 861 Essex Johnson (12/5/1971 vs. Cincinnati Bengals)
- 821 Jamal Lewis (9/14/2003 at Baltimore Ravens)
- 791 George Rogers (10/18/1981 vs. New Orleans Saints)
- 751 Franco Harris (11/19/1972 vs. Pittsburgh Steelers)
- 751 Barry Sanders (10/8/1995 at Detroit Lions)
- 75 Jamal Lewis (10/6/2002 vs. Baltimore Ravens)

Scrimmage Yards, High Average – Game (minimum 10 attempts)
13.36 Bobby Mitchell (10/12/1958 vs. Chicago Cardinals); 11-147

QUARTERBACK SACKS

Most Sacks – Season

- 11 Kamerion Wimbley (2006)
- 8 Mack Mitchell (1975)

Most Sacks – Game

- 3 Chip Banks (9/12/1982 vs. Seattle Seahawks)
- 3 Courtney Brown (9/17/2000 vs. Pittsburgh Steelers)

Most Touchdowns

- 4 Jim Taylor (10/15/1961 vs. Green Bay Packers)
- 4 Lorenzo White (12/9/1990 at Houston Oilers)
- 4 Priest Holmes (9/8/2002 vs. Kansas City Chiefs)

PASSING

Most Attempts

- 59 Todd Marinovich (9/20/1992 at Los Angeles Raiders)
- 56 Drew Brees (10/24/2010 at New Orleans Saints)
- 56 Doug Williams (9/28/1980 at Tampa Bay Buccaneers)

Most Completions

- 38 Tommy Kramer (12/14/1980 at Minnesota Vikings)
- 37 Drew Brees (10/24/2010 at New Orleans Saints)
- 34 Steve McNair (9/30/2007 vs. Baltimore Ravens)
- 33 Eric Hipple (9/28/1986 vs. Detroit Lions)
- 33 John Friesz (10/20/1991 at San Diego Chargers) (OT)
- 33 Todd Marinovich (9/20/1992 at Los Angeles Raiders)
- 33 Carson Palmer (9/16/2007 vs. Cincinnati Bengals)

Most Yards

- 456 Tommy Kramer (12/14/1980 at Minnesota Vikings)
- 447 Jay Cutler (11/6/2008 vs. Denver Broncos)
- 422 Matthew Stafford (11/22/2009 at Detroit Lions)
- 418 Sonny Jurgensen (11/26/1967 vs. Washington Redskins)

Highest Completion Percentage

- 88.2 Bart Starr (10/15/1961 vs. Green Bay Packers) (15-17)

Longest Completions (Yards)

- 99t George Izo (9/15/1963 vs. Washington Redskins) (to Bobby Mitchell)
- 93t Jay Cutler (11/6/2008 vs. Denver Broncos) (to Eddie Royal)
- 92t Mitt Plum (11/15/1964 vs. Detroit Lions) (to Dan Lewis)

Most Touchdown Passes

- 6 Charley Johnson (9/26/1965 vs. St. Louis Cardinals)
- 6 Carson Palmer (9/16/2007 vs. Cincinnati Bengals)

Most Interceptions

- 7 Ty Detmer (9/23/2001 vs. Detroit Lions)
- 5 Zeke Bratkowski (12/11/1960 vs. Chicago Bears)
- 5 Mark Malone (9/20/1987 vs. Pittsburgh Steelers)

Most Attempts, Without An Interception

- 49 Tommy Kramer (12/14/1980 at Minnesota Vikings)

RECEIVING

Most Receptions

- 14 Marvin Harrison (12/26/1999 vs. Indianapolis Colts) (138 yards)
- 14 Bobby Engram (11/4/2007 vs. Seattle Seahawks) (OT) (139 yards)
- 13 Terry Glenn (10/3/1999 vs. New England Patriots) (214 yards)
- 12 James Jones (9/28/1986 vs. Detroit Lions) (85 yards)

Most Yards

- 235 Buddy Dial (10/22/1961 at Pittsburgh Steelers)
- 222 Terrell Owens (10/3/2010 vs. Cincinnati Bengals)
- 214 Terry Glenn (10/3/1999 vs. New England Patriots)

Average Gain (Yards)

- 48.0 John Gilliam (10/26/1969 vs. St. Louis Cardinals) (4 catches for 192 yards)

Longest Gain (Yards)

- 99t Bobby Mitchell (9/15/1963 vs. Washington Redskins) (from George Izo)

Touchdowns

- 3 By 14 players, most recently: Anquan Boldin (9/26/2010 at Baltimore Ravens)

INTERCEPTIONS

Most Interceptions

- 3 By 12 players, most recently: Leon Hall
(12/21/2008 vs. Cincinnati Bengals)

Interception Yardage

- 125 Ken Easley (12/20/1981 at Seattle Seahawks) (2 returns)
115 Larry Wilson (12/19/1965 at St. Louis Cardinals) (3 returns)

Average Gain (minimum 2 Interceptions)

- 62.5 Ken Easley (12/20/1981 at Seattle Seahawks) (2 returns)

Longest Interception Returns

- 106† Ed Reed (11/7/2004 at Baltimore Ravens)
96† Larry Wilson (12/19/1965 at St. Louis Cardinals)
93† Randy Gradishar (10/5/1980 vs. Denver Broncos)
85 Ray Clayborn (10/7/1984 vs. New England Patriots)
82† Ken Easley (12/20/1981 at Seattle Seahawks)

Touchdowns

- 1 76 times, most recently: Captain Munnerlyn
(11/28/2010 vs. Carolina Panthers)

PUNTING

Most Punts

- 11 Charley Conerly (11/18/1951 at New York Giants)
11 Ray Guy (11/18/1973 at Oakland Raiders)
11 Kelly Goodburn (11/19/1989 vs. Kansas City Chiefs) (OT)
11 Bucky Scribner (12/17/1989 vs. Minnesota Vikings) (OT)

Most Yards

- 491 Ray Guy (11/18/1973 at Oakland Raiders)

Highest Average (minimum 4 punts)

- 57.5 Bobby Joe Green (11/20/1960 at Pittsburgh Steelers)
(4 for 230 yards)

Longest (Yards)

- 78 Ed Brown (10/28/1962 at Pittsburgh Steelers)
75 Vert Lillywhite (9/30/1951 at San Francisco 49ers)
75 Bobby Joe Green (11/20/1960 at Pittsburgh Steelers)

PUNT RETURNS

Most Returns

- 9 Andre Hastings (11/13/1995 at Pittsburgh Steelers)

- 8 Ron Fellows (11/25/1982 at Dallas Cowboys)
8 Fulton Walker (11/16/1986 at Los Angeles Raiders)

Most Yards

- 141 Bob Hayes (12/24/1967 at Dallas Cowboys)
131 Andre Hastings (11/13/1995 at Pittsburgh Steelers)

Highest Average (minimum 3 returns)

- 36.7 Billy Johnson (10/16/1977 at Houston Oilers) (3 returns)

Longest Punt Returns

- 94† Nate Burleson, Seattle Seahawks, 11/4/2007
91† Keith Moody (10/23/1977 at Buffalo Bills)
87† Billy Johnson (10/16/1977 at Houston Oilers)

Touchdowns

- 2 Rick Upchurch (9/26/1976 at Denver Broncos)

KICKOFF RETURNS

Most Returns

- 9 Josh Scobey (11/16/2003 vs. Arizona Cardinals)
7 Dante Hall (9/8/2002 vs. Kansas City Chiefs)
7 J.R. Reed (10/24/2004 vs. Philadelphia Eagles)
7 Mark Bradley (12/20/2009 at Kansas City Chiefs)
6 Clarence Childs (12/4/1966 vs. New York Giants)
6 Rick Upchurch (10/19/1975 at Denver Broncos)
6 Jermaine Lewis (10/20/2002 vs. Houston Texans)
6 Glenn Holt (9/16/2007 vs. Cincinnati Bengals)

Most Yards

- 197 Rick Upchurch (10/19/1975 at Denver Broncos)
192 Dante Hall (9/8/2002 vs. Kansas City Chiefs)

Highest Average (minimum 2 returns)

- 86.0 Travis Williams (11/12/1967 at Green Bay Packers) (2 returns)

Longest Kickoff Returns


- 105† Tim Brown (9/17/1961 at Philadelphia Eagles)
99† Justin Miller (10/29/2006 vs. New York Jets)
98† Leodis McKelvin (11/17/2008 at Buffalo Bills)
97† Willie Shelby (10/3/1976 vs. Cincinnati Bengals)

Touchdowns

- 2 Travis Williams (11/12/1967 at Green Bay Packers)

1950 CLEVELAND BROWNS NFL CHAMPIONSHIP TEAM

After joining the NFL following winning four consecutive AAFC titles, Cleveland captured the NFL Championship in its first season. The Browns are one of only three teams in NFL history to claim an NFL Championship their first year in the league, joining the Akron Pros (1920) and the Houston Oilers [AFL] (1960). Running back Marion Motley led the NFL with 810 rushing yards and kicker/offensive lineman Lou Groza led the NFL with 13 field goals made as the Browns went 10-2 during the regular season. The Browns topped the Los Angeles Rams, 30-28 at Municipal Stadium, for their first of four NFL Championships.



YEAR-BY-YEAR LEADERS

SCORING

YEAR	PLAYER	TD	PAT	FG	2-PT	TOTAL
1950	LOU GROZA	1	29-29	13-19	0	74
1951	LOU GROZA	0	43-43	10-23	0	73
1952	LOU GROZA	0	32-32	19-33	0	89
1953	LOU GROZA	0	39-40	23-26	0	108
1954	LOU GROZA	0	37-38	16-24	0	85
1955	LOU GROZA	0	44-45	11-22	0	77
1956	LOU GROZA	0	18-18	11-20	0	51
1957	LOU GROZA	0	32-32	15-22	0	77
1958	JIM BROWN	18	0-0	0-0	0	108
1959	JIM BROWN	14	0-0	0-0	0	84
1960	SAM BAKER	0	44-46	12-20	0	80
1961	LOU GROZA	0	37-38	16-23	0	85
1962	JIM BROWN	18	0-0	0-0	0	108
1963	JIM BROWN	15	0-0	0-0	0	90
1964	LOU GROZA	0	49-50	22-33	0	115
1965	JIM BROWN	21	0-0	0-0	0	126
1966	LEROY KELLY	16	0-0	0-0	0	96
1967	LEROY KELLY	13	0-0	0-0	0	78
1968	LEROY KELLY	20	0-0	0-0	0	120
1969	DON COCKROFT	0	45-45	12-23	0	81
1970	DON COCKROFT	0	34-35	12-22	0	70
1971	DON COCKROFT	0	34-34	15-28	0	79
1972	DON COCKROFT	0	28-29	22-27	0	94
1973	DON COCKROFT	0	24-24	22-31	0	90
1974	DON COCKROFT	0	29-30	14-16	0	71
1975	DON COCKROFT	0	21-24	17-23	0	72
1976	DON COCKROFT	0	27-30	15-28	0	72
1977	DON COCKROFT	0	30-31	17-23	0	81
1978	DON COCKROFT	0	37-40	19-28	0	94
1979	DON COCKROFT	0	38-43	17-29	0	89
1980	DON COCKROFT	0	39-44	16-26	0	87
1981	MATT BAHR	0	22-22	13-20	0	61
1982	MATT BAHR	0	17-17	7-15	0	38
1983	MATT BAHR	0	38-40	21-24	0	101
1984	MATT BAHR	0	25-25	24-32	0	97
1985	MATT BAHR	0	35-35	14-18	0	77
1986	MATT BAHR	0	30-30	20-26	0	90
1987	JEFF JAEGER	0	33-34	14-22	0	75
1988	MATT BAHR	0	32-33	24-29	0	104
1989	MATT BAHR	0	40-40	16-24	0	88
1990	JERRY KAURIC	0	24-27	14-20	0	66
1991	MATT STOVER	0	33-34	16-22	0	81
1992	MATT STOVER	0	29-30	21-29	0	92
1993	MATT STOVER	0	36-36	16-22	0	84
1994	MATT STOVER	0	32-32	26-28	0	110
1995	MATT STOVER	0	26-26	29-33	0	113
1999	TERRY KIRBY	9	0-0	0-0	0	54
2000	PHIL DAWSON	0	17-17	14-17	0	59
2001	PHIL DAWSON	0	29-30	22-25	0	95
2002	PHIL DAWSON	0	34-35	22-28	0	100
2003	PHIL DAWSON	0	20-21	18-21	0	74
2004	PHIL DAWSON	0	28-28	24-29	0	100
2005	PHIL DAWSON	0	19-21	27-29	0	100
2006	PHIL DAWSON	0	25-25	21-29	0	88
2007	PHIL DAWSON	0	42-43	26-30	0	120
2008	PHIL DAWSON	0	30-36	18-18	0	108
2009	PHIL DAWSON	0	18-19	17-19	0	69
2010	PHIL DAWSON	0	28-28	23-28	0	97

RUSHING

YEAR	PLAYER	NO	YARDS	AVG	LG	TD
1950	MARION MOTLEY	140	810	5.8	69t	3
1951	DUB JONES	104	492	4.7	43t	7
1952	MARION MOTLEY	104	444	4.3	59	1
1953	RAY RENFRO	60	352	5.9	58t	4
1954	MAURICE BASSETT	144	588	4.1	22	6
1955	FRED MORRISON	156	824	5.3	56	3
1956	PRESTON CARPENTER	188	756	4.0	30	0
1957	JIM BROWN	202	942	4.7	69t	9
1958	JIM BROWN	257	1,527	5.9	65t	17
1959	JIM BROWN	290	1,329	4.6	70t	14
1960	JIM BROWN	215	1,257	5.8	71t	9
1961	JIM BROWN	305	1,408	4.6	38	8
1962	JIM BROWN	230	996	4.3	31	13
1963	JIM BROWN	291	1,863	6.4	80t	12
1964	JIM BROWN	280	1,446	5.2	71	7
1965	JIM BROWN	289	1,544	5.3	67	17
1966	LEROY KELLY	209	1,141	5.5	70t	15
1967	LEROY KELLY	235	1,205	5.1	42t	11
1968	LEROY KELLY	248	1,239	5.0	65	16
1969	LEROY KELLY	196	817	4.2	31	9
1970	LEROY KELLY	206	656	3.2	33t	6
1971	LEROY KELLY	234	865	3.7	35	10
1972	LEROY KELLY	224	811	3.6	18	4
1973	KEN BROWN	161	537	3.3	17	0
1974	GREG PRUITT	126	540	4.3	54	3
1975	GREG PRUITT	217	1,067	4.9	50	8
1976	GREG PRUITT	209	1,000	4.8	64	4
1977	GREG PRUITT	236	1,086	4.6	78t	3
1978	GREG PRUITT	176	960	5.5	70t	3
1979	MIKE PRUITT	264	1,294	4.9	77t	9
1980	MIKE PRUITT	249	1,034	4.2	56t	6
1981	MIKE PRUITT	247	1,103	4.5	21	7
1982	MIKE PRUITT	143	516	3.6	17	3
1983	MIKE PRUITT	293	1,184	4.0	27	10
1984	BOYCE GREEN	202	673	3.3	29	0
1985	KEVIN MACK	222	1,104	5.0	61	7
1986	KEVIN MACK	174	665	3.8	20	10
1987	KEVIN MACK	201	735	3.7	22t	5
1988	EARNEST BYNER	157	576	3.7	27t	3
1989	ERIC METCALF	187	633	3.4	43t	6
1990	KEVIN MACK	158	702	4.4	26	5
1991	KEVIN MACK	197	726	3.7	51t	8
1992	KEVIN MACK	169	543	3.2	37	6
1993	TOMMY VARDELL	171	644	3.8	54	3
1994	LEROY HOARD	209	890	4.3	39	5
1995	LEROY HOARD	136	547	4.0	25	0
1999	TERRY KIRBY	130	452	3.5	28	6
2000	TRAVIS PRENTICE	173	512	3.0	17	7
2001	JAMES JACKSON	195	554	2.8	22	2
2002	WILLIAM GREEN	243	887	3.7	64t	6
2003	WILLIAM GREEN	142	559	3.9	26	1
2004	LEE SUGGS	199	744	3.7	39	2
2005	REUBEN DROUGHNS	309	1,232	4.0	75t	2
2006	REUBEN DROUGHNS	220	758	3.4	22	4
2007	JAMAL LEWIS	298	1,304	4.4	66t	9
2008	JAMAL LEWIS	279	1,002	3.6	29	4
2009	JEROME HARRISON	194	862	4.4	71t	5
2010	PEYTON HILLIS	270	1,177	4.4	48	11

PASSING YARDS

YEAR	PLAYER	ATT	COMP	PCT	YARDS	TD	INT	QB RATING
1950	OTTO GRAHAM	253	137	54.2	1,943	14	20	64.7
1951	OTTO GRAHAM	265	147	55.5	2,205	17	16	79.2
1952	OTTO GRAHAM	364	181	49.7	2,816	20	24	66.6
1953	OTTO GRAHAM	258	167	64.7	2,722	11	9	99.7
1954	OTTO GRAHAM	240	142	59.2	2,092	11	17	73.5
1955	OTTO GRAHAM	185	98	53.0	1,721	15	8	94.0
1956	TOM O'CONNELL	96	42	43.8	551	4	8	41.6
1957	TOM O'CONNELL	110	63	57.3	1,229	9	8	93.3
1958	MILT PLUM	189	102	54.0	1,619	11	11	77.9
1959	MILT PLUM	266	156	58.6	1,992	14	8	87.2
1960	MILT PLUM	250	151	60.4	2,297	21	5	110.4
1961	MILT PLUM	302	177	58.6	2,416	18	10	90.3
1962	FRANK RYAN	194	112	57.7	1,541	10	7	85.4
1963	FRANK RYAN	256	135	52.7	2,038	25	13	90.6
1964	FRANK RYAN	334	174	52.1	2,404	25	19	76.7
1965	FRANK RYAN	243	119	49.0	1,751	18	13	75.3
1966	FRANK RYAN	382	200	52.4	2,974	29	14	88.2
1967	FRANK RYAN	280	136	48.6	2,026	20	16	72.7
1968	BILL NELSEN	293	152	51.9	2,366	19	10	86.4
1969	BILL NELSEN	352	190	54.0	2,743	23	19	78.8
1970	BILL NELSEN	313	159	50.8	2,156	16	16	68.9
1971	BILL NELSEN	325	174	53.5	2,319	13	23	60.3
1972	MIKE PHIPPS	305	144	47.2	1,994	13	16	61.0
1973	MIKE PHIPPS	299	148	49.5	1,719	9	20	49.4
1974	MIKE PHIPPS	256	117	45.7	1,384	9	17	46.7
1975	MIKE PHIPPS	313	162	51.8	1,749	4	19	47.5
1976	BRIAN SIPE	312	178	57.1	2,113	17	14	77.3
1977	BRIAN SIPE	195	112	57.4	1,233	9	14	61.8
1978	BRIAN SIPE	399	222	55.6	2,906	21	15	80.7
1979	BRIAN SIPE	535	286	53.5	3,793	28	26	73.4
1980	BRIAN SIPE	554	337	60.8	4,132	30	14	91.4
1981	BRIAN SIPE	567	313	55.2	3,876	17	25	68.2
1982	BRIAN SIPE	185	101	54.6	1,064	4	8	60.7
1983	BRIAN SIPE	496	291	58.7	3,566	26	23	79.1
1984	PAUL MCDONALD	493	271	55.0	3,472	14	23	67.3
1985	BERNIE KOSAR	248	124	50.0	1,578	8	7	69.3
1986	BERNIE KOSAR	531	310	58.4	3,854	17	10	83.8
1987	BERNIE KOSAR	389	241	62.0	3,033	22	9	95.4
1988	BERNIE KOSAR	259	156	60.2	1,890	10	7	84.3
1989	BERNIE KOSAR	513	303	59.1	3,533	18	14	80.3
1990	BERNIE KOSAR	423	230	54.4	2,562	10	15	65.7
1991	BERNIE KOSAR	494	307	62.1	3,487	18	9	87.8
1992	MIKE TOMCZAK	211	120	56.9	1,693	7	7	80.1
1993	VINNY TESTAVERDE	230	130	56.5	1,797	14	9	85.7
1994	VINNY TESTAVERDE	376	207	55.1	2,575	16	18	70.7
1995	VINNY TESTAVERDE	392	241	61.5	2,883	17	10	87.8
1999	TIM COUCH	399	223	55.9	2,447	15	13	73.2
2000	TIM COUCH	215	137	63.7	1,483	7	9	77.3
2001	TIM COUCH	454	272	59.9	3,040	17	21	73.1
2002	TIM COUCH	443	273	61.6	2,842	18	18	76.8
2003	KELLY HOLCOMB	302	193	63.9	1,797	10	12	74.6
2004	JEFF GARCIA	252	144	57.1	1,731	10	9	76.7
2005	TRENT DILFER	333	199	59.8	2,321	11	12	76.9
2006	CHARLIE FRYE	393	252	64.1	2,454	10	17	72.0
2007	DEREK ANDERSON	527	298	56.5	3,787	29	19	82.5
2008	DEREK ANDERSON	283	142	50.2	1,615	9	8	66.5
2009	BRADY QUINN	256	136	53.1	1,339	8	7	67.2
2010	COLT MCCOY	222	135	60.8	1,576	6	9	74.5

RECEPTIONS

YEAR	PLAYER	NO	YARDS	AVG	LG	TD
1950	MAC SPEEDIE	42	548	13.0	45	1
1951	DANTE LAVELLI	43	586	13.6	47	6
1952	MAC SPEEDIE	62	911	14.7	50	5
1953	DANTE LAVELLI	45	783	17.4	55t	6
1954	DANTE LAVELLI	47	802	17.1	64	7
1955	DARREL BREWSTER	34	622	18.3	41t	6
1956	DARREL BREWSTER	28	417	14.9	41	1
1957	DARREL BREWSTER	30	614	20.5	56	2
1958	PRESTON CARPENTER	29	474	16.3	74	1
1959	BILLY HOWTON	39	510	13.1	36t	1
1960	BOBBY MITCHELL	45	612	13.6	69t	6
1961	RAY RENFRO	48	834	17.4	57	6
1962	JIM BROWN	47	517	11.0	53t	5
1963	GARY COLLINS	43	674	15.7	49t	13
1964	PAUL WARFIELD	52	920	17.7	62t	9
1965	GARY COLLINS	50	884	17.7	67	10
1966	GARY COLLINS	56	946	16.9	54	12
1967	ERNE GREEN	39	369	9.5	41t	2
1968	PAUL WARFIELD	50	1,067	21.3	65t	12
1969	GARY COLLINS	54	786	14.6	48t	11
1970	BO SCOTT	40	351	8.8	24	4
1971	FAIR HOOKER	45	649	14.4	48	1
1972	FRANK PITTS	36	620	17.2	80t	8
1973	FRANK PITTS	31	317	10.2	26t	4
1974	HUGH MCKINNIS	32	258	8.1	55	0
1975	REGGIE RUCKER	60	770	12.8	40t	3
1976	REGGIE RUCKER	49	676	13.8	45	8
1977	CLEO MILLER	41	291	7.1	28	1
1978	REGGIE RUCKER	43	893	20.8	69t	8
1979	DAVE LOGAN	59	982	16.6	46	7
1980	MIKE PRUITT	63	471	7.5	28	0
1981	OZZIE NEWSOME	69	1,002	14.5	62	6
1982	OZZIE NEWSOME	49	633	12.9	54	3
1983	OZZIE NEWSOME	89	970	10.9	66t	6
1984	OZZIE NEWSOME	89	1,001	11.2	52	5
1985	OZZIE NEWSOME	62	711	11.5	38	5
1986	BRIAN BRENNAN	55	838	15.2	57t	6
1987	EARNEST BYNER	52	552	10.6	37	2
1988	EARNEST BYNER	59	576	9.8	39t	2
1989	WEBSTER SLAUGHTER	65	1,236	19.0	97t	6
1990	WEBSTER SLAUGHTER	59	847	14.4	50	4
1991	WEBSTER SLAUGHTER	64	906	14.2	62t	3
1992	MICHAEL JACKSON	47	755	16.1	69t	7
1993	ERIC METCALF	63	539	8.6	49t	2
1994	DERRICK ALEXANDER	48	828	17.3	81t	2
1995	EARNEST BYNER	61	494	8.1	29t	2
1999	KEVIN JOHNSON	66	986	14.9	64t	8
2000	KEVIN JOHNSON	57	669	11.7	79	0
2001	KEVIN JOHNSON	84	1,097	13.1	55t	9
2002	KEVIN JOHNSON	67	703	10.5	30t	4
2003	DENNIS NORTHCUTT	62	729	11.8	44	2
2004	DENNIS NORTHCUTT	55	806	14.7	58t	2
2005	ANTONIO BRYANT	69	1,009	14.6	54	4
2006	KELLEN WINSLOW	89	875	9.8	40	3
2007	KELLEN WINSLOW	82	1,106	13.5	49	5
2008	BRAYLON EDWARDS	55	877	15.9	70	3
2009	JEROME HARRISON	34	220	6.5	18	2
	MOHAMED MASSAQUOI	34	624	18.4	59t	3
2010	BENJAMIN WATSON	68	763	11.2	44	3

RECEIVING YARDS

YEAR	PLAYER	NO	YARDS	AVG	LG	TD
1950	DANTE LAVELLI	37	565	15.3	43	5
1951	MAC SPEEDIE	34	589	17.3	51	3
1952	MAC SPEEDIE	62	911	14.7	50	5
1953	DANTE LAVELLI	45	783	17.4	55t	6
1954	DANTE LAVELLI	47	802	17.1	64	7
1955	DARREL BREWSTER	34	622	18.3	41t	6
1956	DARREL BREWSTER	28	417	14.9	41	1
1957	DARREL BREWSTER	30	614	20.5	56	2
1958	RAY RENFRO	24	573	23.9	52	6
1959	RAY RENFRO	30	528	17.6	70t	6
1960	GERN NAGLER	36	616	17.1	53t	3
1961	RAY RENFRO	48	834	17.4	57	6
1962	RICH KREITLING	44	659	15.0	53	3
1963	GARY COLLINS	43	674	15.7	49t	13
1964	PAUL WARFIELD	52	920	17.7	62t	9
1965	GARY COLLINS	50	884	17.7	67	10
1966	GARY COLLINS	56	946	16.9	54	12
1967	PAUL WARFIELD	32	702	21.9	49t	8
1968	PAUL WARFIELD	50	1,067	21.3	65t	12
1969	PAUL WARFIELD	42	886	21.1	82t	10
1970	MILT MORIN	37	611	16.5	36	1
1971	FAIR HOOKER	45	649	14.4	48	1
1972	FRANK PITTS	36	620	17.2	80t	8
1973	MILT MORIN	26	417	16.0	51t	1
1974	STEVE HOLDEN	30	452	15.1	53	3
1975	REGGIE RUCKER	60	770	12.8	40t	3
1976	REGGIE RUCKER	49	676	13.8	45	8
1977	REGGIE RUCKER	36	565	15.7	40	2
1978	REGGIE RUCKER	43	893	20.8	69t	8
1979	DAVE LOGAN	59	982	16.6	46	7
1980	DAVE LOGAN	51	822	16.1	65	4
1981	OZZIE NEWSOME	69	1,002	14.5	62	6
1982	OZZIE NEWSOME	49	633	12.9	54	3
1983	OZZIE NEWSOME	89	970	10.9	66t	6
1984	OZZIE NEWSOME	89	1,001	11.2	52	5
1985	OZZIE NEWSOME	62	711	11.5	38	5
1986	BRIAN BRENNAN	55	838	15.2	57t	6
1987	WEBSTER SLAUGHTER	47	806	17.1	54t	7
1988	REGGIE LANGHORNE	57	780	13.7	77t	7
1989	WEBSTER SLAUGHTER	65	1,236	19.0	97t	6
1990	WEBSTER SLAUGHTER	59	847	14.4	50	4
1991	WEBSTER SLAUGHTER	64	906	14.2	62t	3
1992	MICHAEL JACKSON	47	755	16.1	69t	7
1993	MICHAEL JACKSON	41	756	18.4	62t	8
1994	DERRICK ALEXANDER	48	828	17.3	81t	2
1995	KEENAN MCCARDELL	56	709	12.7	36	4
1999	KEVIN JOHNSON	66	986	14.9	64t	8
2000	KEVIN JOHNSON	57	669	11.7	79	0
2001	KEVIN JOHNSON	84	1,097	13.1	55t	9
2002	QUINCY MORGAN	56	964	17.2	78t	7
2003	DENNIS NORTHCUTT	62	729	11.8	44	2
2004	DENNIS NORTHCUTT	55	806	14.7	58t	2
2005	ANTONIO BRYANT	69	1,009	14.6	54	4
2006	BRAYLON EDWARDS	61	884	14.5	75	6
2007	BRAYLON EDWARDS	80	1,289	16.1	78t	16
2008	BRAYLON EDWARDS	55	877	15.9	70	3
2009	MOHAMED MASSAQUOI	34	624	18.4	59t	3
2010	BENJAMIN WATSON	68	763	11.2	44	3

INTERCEPTIONS

YEAR	PLAYER	NO	YARDS	AVG	LG	TD
1950	TOMMY JAMES	9	69	7.7	34	0
1951	WARREN LAHR	5	95	19.0	29	2
1952	BERT RECHICHAR	6	79	13.2	25	0
1953	WARREN LAHR	5	119	23.8	42	0
1954	KEN KONZ	7	133	19.0	54t	2
1955	CHUCK NOLL	5	74	14.8	24	1
1956	DON PAUL	7	190	27.1	42	1
1957	DON PAUL	4	28	7.0	12	0
1958	KEN KONZ	4	123	30.8	46t	1
1959	BERNIE PARRISH	5	83	16.6	37t	1
1960	BOBBY FRANKLIN	8	131	16.4	37t	2
1961	BERNIE PARRISH	7	40	5.7	15	0
1962	ROSS FICHTNER	7	76	10.9	31	0
1963	VINCE COSTELLO	7	118	16.9	31	0
1964	BERNIE PARRISH	4	98	24.5	54t	1
1965	LARRY BENZ	5	78	15.6	31	0
1966	ROSS FICHTNER	8	152	19.0	58	1
1967	ROSS FICHTNER	4	113	28.3	88	0
1968	BEN DAVIS	8	162	20.3	44	0
1969	MIKE HOWELL	6	21	3.5	11	0
1970	ERICH BARNES	5	85	17.0	38t	1
1971	WALT SUMNER	5	35	7.0	25	0
1972	THOM DARDEN	3	64	21.3	20	0
1973	CLARENCE SCOTT	5	71	14.2	45t	1
1974	THOM DARDEN	8	105	13.1	31	0
1975	CHARLIE HALL	2	28	14.0	19	0
1976	THOM DARDEN	7	73	10.4	21	0
1977	THOM DARDEN	6	107	17.8	49	1
1978	THOM DARDEN	10	200	20.0	46	0
1979	THOM DARDEN	5	125	25.0	39t	1
1980	RON BOLTON	6	62	10.3	29	0
1981	CLARENCE SCOTT	4	46	11.5	26	0
1982	HANFORD DIXON	4	22	5.5	22	0
1983	TOM COUSINEAU	4	47	11.8	15	0
1984	AL GROSS	5	103	20.6	47	0
1985	AL GROSS	5	109	21.8	37t	1
1986	HANFORD DIXON	5	35	7.0	19	0
1987	FELIX WRIGHT	4	152	38.0	68	1
1988	FELIX WRIGHT	5	126	25.2	53	0
1989	FELIX WRIGHT	9	91	10.1	27t	1
1990	FELIX WRIGHT	3	56	18.7	36	0
1991	STEPHEN BRAGGS	3	15	5.0	15	0
1992	VINCE NEWSOME	3	55	18.3	29	0
1993	ERIC TURNER	5	25	5.0	19	0
1994	ERIC TURNER	9	199	22.1	93t	1
1995	STEVON MOORE	5	55	11.0	28	0
1999	MARQUEZ POPE	2	15	7.5	13	0
2000	COREY FULLER	3	0	0.0	0	0
2001	ANTHONY HENRY	10	177	17.7	97t	1
2002	EARL LITTLE	4	17	4.3	7	0
2003	EARL LITTLE	6	41	6.8	21	0
2004	ANTHONY HENRY	4	83	20.8	51	0
2005	BRIAN RUSSELL	3	50	16.7	37	0
2006	DAVEN HOLLY	5	127	25.4	57t	1
	SEAN JONES	5	46	9.2	19	0
2007	LEIGH BODDEN	6	75	12.5	26	0
2008	BRANDON McDONALD	5	146	29.2	98	1
2009	BRODNEY POOL	4	33	8.3	32	0
	ERIC WRIGHT	4	74	18.5	47	0
2010	JOE HADEN	6	101	16.8	62	0

PUNTING

YEAR	PLAYER	NO	YARDS	AVG	TB	IN-20	LG	BLOCK
1950	HORACE GILLOM	66	2,849	43.2	5	0	75	1
1951	HORACE GILLOM	73	3,321	45.5	8	0	66	0
1952	HORACE GILLOM	61	2,787	45.7	6	0	73	1
1953	HORACE GILLOM	63	2,760	43.8	4	0	67	0
1954	HORACE GILLOM	52	2,230	42.9	4	0	80	0
1955	HORACE GILLOM	58	2,389	41.2	6	0	56	3
1956	FRED MORRISON	38	1,561	41.1	7	0	70	0
1957	KEN KONZ	61	2,396	39.3	3	0	63	1
1958	DICK DESCHAINE	50	2,063	41.3	1	0	63	0
1959	JUNIOR WREN	27	996	36.9	1	0	55	0
1960	SAM BAKER	55	2,309	42.0	2	0	64	0
1961	SAM BAKER	53	2,296	43.3	5	0	62	0
1962	GARY COLLINS	45	1,926	42.8	4	0	64	0
1963	GARY COLLINS	54	2,160	40.0	4	0	73	0
1964	GARY COLLINS	48	2,016	42.0	5	0	58	0
1965	GARY COLLINS	65	3,035	46.7	10	0	71	0
1966	GARY COLLINS	57	2,223	39.0	6	0	60	0
1967	GARY COLLINS	57	2,078	36.5	2	0	52	2
1968	DON COCKROFT	61	2,297	37.7	1	0	59	0
1969	DON COCKROFT	57	2,138	37.5	6	0	55	1
1970	DON COCKROFT	71	3,023	42.6	7	0	71	1
1971	DON COCKROFT	62	2,508	40.5	2	0	59	2
1972	DON COCKROFT	81	3,498	43.2	4	0	65	0
1973	DON COCKROFT	82	3,321	40.5	3	0	71	1
1974	DON COCKROFT	90	3,643	40.5	11	0	64	0
1975	DON COCKROFT	82	3,317	40.5	7	0	67	1
1976	DON COCKROFT	64	2,487	38.9	4	8	51	3
1977	GREG COLEMAN	61	2,389	39.2	2	21	58	0
1978	JOHNNY EVANS	79	3,089	39.1	8	16	65	0
1979	JOHNNY EVANS	69	2,844	41.2	9	7	59	2
1980	JOHNNY EVANS	66	2,530	38.3	7	12	56	0
1981	STEVE COX	68	2,884	42.4	12	11	66	2
1982	STEVE COX	48	1,887	39.3	6	11	52	1
1983	JEFF GOSSETT	70	2,854	40.8	8	17	60	0
1984	STEVE COX	74	3,213	43.4	8	16	69	2
1985	JEFF GOSSETT	81	3,261	40.3	8	18	64	0
1986	JEFF GOSSETT	83	3,423	41.2	10	21	61	0
1987	JEFF GOSSETT	19	779	41.0	4	3	55	0
1988	MAX RUNAGER	48	1,935	40.3	2	13	52	0
1989	BRYAN WAGNER	97	3,817	39.4	6	32	60	0
1990	BRYAN WAGNER	74	2,879	38.9	2	13	65	4
1991	BRIAN HANSEN	80	3,397	42.5	6	20	65	0
1992	BRIAN HANSEN	74	3,083	41.7	7	28	73	1
1993	BRIAN HANSEN	82	3,632	44.3	10	15	72	2
1994	TOM TUPA	80	3,211	40.1	8	27	65	0
1995	TOM TUPA	65	2,831	43.6	9	18	64	0
1999	CHRIS GARDOCKI	106	4,645	43.8	11	20	61	0
2000	CHRIS GARDOCKI	108	4,919	45.5	5	25	67	0
2001	CHRIS GARDOCKI	99	4,249	42.9	9	25	69	0
2002	CHRIS GARDOCKI	81	3,388	41.8	6	27	59	0
2003	CHRIS GARDOCKI	72	3,019	41.9	10	18	60	0
2004	DERRICK FROST	85	3,404	40.0	4	24	54	0
2005	KYLE RICHARDSON	78	3,181	40.8	9	22	61	0
2006	DAVE ZASTUDIL	81	3,563	44.0	7	28	61	0
2007	DAVE ZASTUDIL	49	2,046	41.8	4	14	64	0
2008	DAVE ZASTUDIL	75	3,410	45.5	11	23	65	0
2009	DAVE ZASTUDIL	49	2,188	44.7	5	25	60	0
2010	REGGIE HODGES	78	3,424	43.9	5	29	59	0

PUNT RETURN YARDAGE

YEAR	PLAYER	NO	FC	YARDS	AVG	LG	TD
1950	DON PHELPS	13	0	174	13.4	54t	1
1951	KEN CARPENTER	14	0	173	12.4	49	0
1952	RAY RENFRO	22	0	169	7.7	34	0
1953	BILLY REYNOLDS	18	0	111	6.2	28	0
1954	BILLY REYNOLDS	25	0	138	5.5	39	0
1955	DON PAUL	19	0	148	7.8	60t	1
1956	KEN KONZ	13	0	187	14.4	65t	1
1957	BILLY REYNOLDS	24	0	114	4.8	23	0
1958	BOBBY MITCHELL	14	0	165	11.8	68t	1
1959	BOBBY MITCHELL	17	0	177	10.4	78t	1
1960	JIM SHOFNER	11	0	105	9.5	36	0
1961	BOBBY MITCHELL	14	2	164	11.7	64t	1
1962	HOWARD CASSADY	7	0	47	6.7	13	0
1963	JIM SHORTER	7	2	134	19.1	52	0
1964	LEROY KELLY	9	7	171	19.0	68t	1
1965	LEROY KELLY	17	6	265	15.6	67t	2
1966	LEROY KELLY	13	6	104	8.0	52	0
1967	BEN DAVIS	18	7	229	12.7	52t	1
1968	CHARLES LEIGH	14	2	76	5.4	29	0
1969	WALT SUMNER	9	11	72	8.0	21	0
1970	REECE MORRISON	15	2	133	8.9	34	0
1971	LEROY KELLY	30	4	292	9.7	74	0
1972	BOBBY MAJORS	16	6	96	6.0	41	0
1973	GREG PRUITT	16	3	180	11.3	46	0
1974	GREG PRUITT	27	0	349	12.9	72	0
1975	GREG PRUITT	13	1	130	10.0	30	0
1976	STEVE HOLDEN	31	2	205	6.6	38	0
1977	ROLLY WOOLSEY	32	3	290	9.1	44	0
1978	KEITH WRIGHT	37	16	288	7.8	42	0
1979	DINO HALL	29	5	295	10.2	47	0
1980	KEITH WRIGHT	29	4	129	4.4	15	0
1981	DINO HALL	33	6	248	7.5	40	0
1982	DWIGHT WALKER	19	6	101	5.3	14	0
1983	DINO HALL	39	12	284	7.3	19	0
1984	BRIAN BRENNAN	25	10	199	8.0	19	0
1985	CLARENCE WEATHERS	28	4	218	7.8	16	0
1986	GERALD MCNEIL	40	10	348	8.7	84t	1
1987	GERALD MCNEIL	34	9	386	11.4	40	0
1988	GERALD MCNEIL	38	6	315	8.3	32	0
1989	GERALD MCNEIL	49	15	496	10.1	49	0
1990	STEFON ADAMS	13	4	81	6.2	25	0
1991	WEBSTER SLAUGHTER	17	3	112	6.6	17	0
1992	ERIC METCALF	44	10	429	9.8	75t	1
1993	ERIC METCALF	36	11	464	12.9	91t	2
1994	ERIC METCALF	35	5	348	9.9	92t	2
1995	DERRICK ALEXANDER	9	0	122	13.6	69t	1
1999	KEVIN JOHNSON	19	10	128	6.7	15	0
2000	DENNIS NORTHCUTT	27	12	289	10.7	30	0
2001	KEVIN JOHNSON	14	6	117	8.4	24	0
2002	DENNIS NORTHCUTT	25	10	367	14.7	87t	2
2003	DENNIS NORTHCUTT	36	10	295	8.2	38	0
2004	DENNIS NORTHCUTT	36	12	432	12.0	44	0
2005	DENNIS NORTHCUTT	35	13	368	10.5	62t	1
2006	DENNIS NORTHCUTT	28	13	312	11.1	81	0
2007	JOSHUA CRIBBS	30	10	405	13.5	76t	1
2008	JOSHUA CRIBBS	28	7	228	8.1	32	0
2009	JOSHUA CRIBBS	38	3	452	11.9	67t	1
2010	JOSHUA CRIBBS	20	6	168	8.4	17	0

KICKOFF RETURN YARDAGE

YEAR	PLAYER	NO	YARDS	AVG	LG	TD
1950	DON PHELPS	12	325	27.1	61	0
1951	KEN CARPENTER	9	196	21.8	48	0
1952	KEN CARPENTER	11	234	21.3	40	0
1953	KEN CARPENTER	16	367	22.9	40	0
1954	BILLY REYNOLDS	14	413	29.5	51	0
1955	ROBERT SMITH	13	320	24.6	47	0
1956	PRESTON CARPENTER	15	381	25.4	42	0
1957	MILTON CAMPBELL	11	263	23.9	36	0
1958	BOBBY MITCHELL	18	454	25.2	98t	1
1959	BOBBY MITCHELL	11	236	21.5	31	0
1960	BOBBY MITCHELL	17	432	25.4	90t	1
1961	BOBBY MITCHELL	16	428	26.8	91t	1
1962	TOM WILSON	11	307	27.9	46	0
1963	CHARLEY SCALES	16	432	27.0	50	0
1964	WALTER ROBERTS	24	661	27.5	60	0
1965	LEROY KELLY	24	621	25.9	51	0
1966	WALTER ROBERTS	20	454	22.7	57	0
1967	BEN DAVIS	27	708	26.2	63	0
1968	CHARLES LEIGH	14	322	23.0	41	0
1969	BO SCOTT	25	722	28.9	65	0
1970	HOMER JONES	29	739	25.5	94t	1
1971	KEN BROWN	15	330	22.0	35	0
1972	KEN BROWN	20	473	23.6	47	0
1973	GREG PRUITT	16	453	28.3	54	0
1974	GREG PRUITT	22	606	27.5	88t	1
1975	BILLY LEFFEAR	13	412	31.7	92	0
1976	STEVE HOLDEN	19	461	24.3	44	0
1977	BRIAN DUNCAN	15	298	19.9	36	0
1978	KEITH WRIGHT	30	789	26.3	86	0
1979	DINO HALL	50	1,014	20.3	33	0
1980	DINO HALL	32	691	21.6	40	0
1981	DINO HALL	36	813	22.6	48	0
1982	DINO HALL	22	430	19.5	32	0
1983	DWIGHT WALKER	29	627	21.6	38	0
1984	EARNEST BYNER	22	415	18.9	28	0
1985	GLEN YOUNG	35	898	25.7	63	0
1986	GERALD MCNEIL	47	997	21.2	100t	1
1987	GLEN YOUNG	18	412	22.9	44	0
1988	GLEN YOUNG	29	635	21.9	34	0
1989	ERIC METCALF	31	718	23.2	49	0
1990	ERIC METCALF	52	1,052	20.2	101t	2
1991	ERIC METCALF	23	351	15.3	24	0
1992	RANDY BALDWIN	30	675	22.5	47	0
1993	RANDY BALDWIN	24	444	18.5	31	0
1994	RANDY BALDWIN	28	753	26.9	85t	1
1995	EARNEST HUNTER	23	508	22.1	37	0
1999	RONNIE POWELL	44	986	22.4	43	0
2000	JAMEL WHITE	43	935	21.7	40	0
2001	BEN GAY	23	513	22.3	42	0
2002	ANDRE' DAVIS	50	1,068	21.4	95t	1
2003	ANDRE' DAVIS	38	803	21.1	69	0
2004	RICHARD ALSTON	46	1,016	22.1	93t	1
2005	JOSHUA CRIBBS	45	1,094	24.3	90t	1
2006	JOSHUA CRIBBS	61	1,494	24.5	92t	1
2007	JOSHUA CRIBBS	59	1,809	30.7	100t	2
2008	JOSHUA CRIBBS	44	1,110	25.2	92t	1
2009	JOSHUA CRIBBS	56	1,542	27.5	103t	3
2010	JOSHUA CRIBBS	40	814	20.4	37	0

ALL-TIME 100-YARD RUSHING GAMES

DATE	OPPONENT	PLAYER	ATT, YARDS
9/24/1950	at Baltimore Colts	Ken Carpenter	3 Att., 100 Yards
10/29/1950	vs. Pittsburgh Steelers	Marion Motley	11 Att., 188 Yards
11/12/1950	vs. San Francisco 49ers	Marion Motley	21 Att., 114 Yards
11/19/1950	vs. Washington Redskins	Marion Motley	27 Att., 178 Yards
10/7/1951	at Los Angeles Rams	Marion Motley	13 Att., 106 Yards
10/7/1951	at Los Angeles Rams	Dub Jones	15 Att., 110 Yards
10/21/1951	vs. Pittsburgh Steelers	Emerson Cole	17 Att., 126 Yards
11/4/1951	at Chicago Cardinals	Ken Carpenter	18 Att., 118 Yards
11/25/1951	vs. Chicago Bears	Dub Jones	9 Att., 116 Yards
9/28/1952	vs. Los Angeles Rams	Ken Carpenter	16 Att., 145 Yards
11/30/1952	at Washington Redskins	Harry Jagade	16 Att., 147 Yards
12/28/1952	vs. Detroit Lions (playoffs)	Harry Jagade	15 Att., 104 Yards
10/18/1953	at Washington Redskins	Ray Renfro	7 Att., 101 Yards
12/27/1953	at Detroit Lions (playoffs)	Harry Jagade	15 Att., 102 Yards
9/25/1955	vs. Washington Redskins	Fred Morrison	15 Att., 117 Yards
10/30/1955	at Chicago Cardinals	Ed Modzelewski	28 Att., 121 Yards
11/20/1955	vs. Pittsburgh Steelers	Fred Morrison	17 Att., 140 Yards
12/4/1955	at Pittsburgh Steelers	Fred Morrison	13 Att., 104 Yards
11/18/1956	at Philadelphia Eagles	Preston Carpenter	24 Att., 133 Yards
12/2/1956	vs. Philadelphia Eagles	Preston Carpenter	23 Att., 116 Yards
12/9/1956	at New York Giants	Fred Morrison	19 Att., 112 Yards
11/3/1957	vs. Washington Redskins	Jim Brown	21 Att., 109 Yards
11/24/1957	vs. Los Angeles Rams	Jim Brown	31 Att., 237 Yards
12/15/1957	at New York Giants	Lew Carpenter	22 Att., 117 Yards
9/28/1958	at Los Angeles Rams	Jim Brown	24 Att., 171 Yards
10/5/1958	at Pittsburgh Steelers	Jim Brown	17 Att., 129 Yards
10/12/1958	vs. Chicago Cardinals	Jim Brown	34 Att., 182 Yards
10/12/1958	vs. Chicago Cardinals	Bobby Mitchell	11 Att., 147 Yards
10/19/1958	vs. Pittsburgh Steelers	Jim Brown	19 Att., 153 Yards
10/19/1958	vs. Pittsburgh Steelers	Bobby Mitchell	13 Att., 108 Yards
10/26/1958	at Chicago Cardinals	Jim Brown	24 Att., 180 Yards
11/2/1958	vs. New York Giants	Jim Brown	13 Att., 113 Yards
11/16/1958	at Washington Redskins	Jim Brown	27 Att., 152 Yards
12/1/1958	at Philadelphia Eagles	Lew Carpenter	21 Att., 100 Yards
12/1/1958	at Philadelphia Eagles	Jim Brown	21 Att., 138 Yards
12/14/1958	at New York Giants	Jim Brown	26 Att., 148 Yards
10/4/1959	at Chicago Cardinals	Jim Brown	37 Att., 147 Yards
10/18/1959	vs. Chicago Cardinals	Jim Brown	27 Att., 123 Yards
10/25/1959	vs. Washington Redskins	Jim Brown	17 Att., 122 Yards
11/1/1959	at Baltimore Colts	Jim Brown	32 Att., 178 Yards
11/8/1959	vs. Philadelphia Eagles	Jim Brown	29 Att., 125 Yards
11/15/1959	at Washington Redskins	Bobby Mitchell	14 Att., 232 Yards
11/22/1959	vs. Pittsburgh Steelers	Jim Brown	15 Att., 111 Yards
11/29/1959	vs. San Francisco 49ers	Jim Brown	28 Att., 114 Yards
12/13/1959	at Philadelphia Eagles	Jim Brown	33 Att., 152 Yards
12/13/1959	at Philadelphia Eagles	Bobby Mitchell	24 Att., 127 Yards
9/25/1960	at Philadelphia Eagles	Bobby Mitchell	14 Att., 156 Yards
9/25/1960	at Philadelphia Eagles	Jim Brown	24 Att., 153 Yards
10/23/1960	vs. Philadelphia Eagles	Jim Brown	22 Att., 167 Yards
11/13/1960	vs. St. Louis Cardinals	Jim Brown	28 Att., 173 Yards
11/27/1960	at St. Louis Cardinals	Jim Brown	24 Att., 132 Yards
12/4/1960	vs. Washington Redskins	Jim Brown	15 Att., 135 Yards
12/11/1960	vs. Chicago Bears	Jim Brown	22 Att., 100 Yards
12/15/1960	at New York Giants	Jim Brown	14 Att., 110 Yards
10/22/1961	at Pittsburgh Steelers	Bobby Mitchell	14 Att., 119 Yards
10/22/1961	at Pittsburgh Steelers	Jim Brown	29 Att., 114 Yards
10/29/1961	at St. Louis Cardinals	Jim Brown	28 Att., 109 Yards
10/29/1961	at St. Louis Cardinals	Bobby Mitchell	19 Att., 104 Yards
11/5/1961	vs. Pittsburgh Steelers	Jim Brown	18 Att., 110 Yards
11/12/1961	at Washington Redskins	Jim Brown	20 Att., 133 Yards
11/19/1961	vs. Philadelphia Eagles	Jim Brown	34 Att., 237 Yards
12/3/1961	at Dallas Cowboys	Bobby Mitchell	12 Att., 140 Yards
12/17/1961	at New York Giants	Jim Brown	24 Att., 102 Yards
9/16/1962	vs. New York Giants	Jim Brown	17 Att., 134 Yards
11/25/1962	vs. Pittsburgh Steelers	Jim Brown	19 Att., 110 Yards
12/15/1962	at San Francisco 49ers	Jim Brown	22 Att., 135 Yards
9/15/1963	vs. Washington Redskins	Jim Brown	15 Att., 162 Yards
9/22/1963	at Dallas Cowboys	Jim Brown	20 Att., 232 Yards
10/5/1963	vs. Pittsburgh Steelers	Jim Brown	21 Att., 175 Yards
10/13/1963	at New York Giants	Jim Brown	23 Att., 123 Yards
10/20/1963	vs. Philadelphia Eagles	Jim Brown	25 Att., 144 Yards
11/3/1963	at Philadelphia Eagles	Jim Brown	28 Att., 223 Yards
11/17/1963	vs. St. Louis Cardinals	Jim Brown	22 Att., 154 Yards
12/1/1963	at St. Louis Cardinals	Jim Brown	29 Att., 179 Yards
12/15/1963	at Washington Redskins	Jim Brown	28 Att., 125 Yards
9/27/1964	at Philadelphia Eagles	Jim Brown	25 Att., 104 Yards
10/18/1964	at Dallas Cowboys	Jim Brown	26 Att., 188 Yards
11/1/1964	at Pittsburgh Steelers	Jim Brown	23 Att., 149 Yards

DATE	OPPONENT	PLAYER	ATT, YARDS
11/8/1964	vs. Washington Redskins	Jim Brown	18 Att., 121 Yards
11/15/1964	vs. Detroit Lions	Jim Brown	24 Att., 147 Yards
11/29/1964	vs. Philadelphia Eagles	Jim Brown	22 Att., 133 Yards
12/27/1964	vs. Baltimore Colts (playoffs)	Jim Brown	27 Att., 114 Yards
9/26/1965	vs. St. Louis Cardinals	Jim Brown	17 Att., 110 Yards
10/3/1965	at Philadelphia Eagles	Jim Brown	27 Att., 133 Yards
10/9/1965	vs. Pittsburgh Steelers	Jim Brown	29 Att., 168 Yards
11/7/1965	vs. Philadelphia Eagles	Jim Brown	20 Att., 131 Yards
11/14/1965	vs. New York Giants	Jim Brown	20 Att., 156 Yards
11/28/1965	at Pittsburgh Steelers	Jim Brown	20 Att., 146 Yards
12/5/1965	vs. Washington Redskins	Jim Brown	27 Att., 141 Yards
9/25/1966	vs. St. Louis Cardinals	Leroy Kelly	19 Att., 109 Yards
10/2/1966	at New York Giants	Leroy Kelly	20 Att., 138 Yards
10/8/1966	vs. Pittsburgh Steelers	Ernie Green	16 Att., 103 Yards
10/8/1966	vs. Pittsburgh Steelers	Leroy Kelly	19 Att., 113 Yards
11/20/1966	vs. Washington Redskins	Leroy Kelly	14 Att., 100 Yards
11/24/1966	at Dallas Cowboys	Leroy Kelly	15 Att., 115 Yards
12/4/1966	vs. New York Giants	Leroy Kelly	13 Att., 126 Yards
9/24/1967	at Detroit Lions	Leroy Kelly	16 Att., 141 Yards
10/1/1967	at New Orleans Saints	Leroy Kelly	20 Att., 110 Yards
10/7/1967	vs. Pittsburgh Steelers	Ernie Green	11 Att., 108 Yards
10/22/1967	vs. Chicago Bears	Leroy Kelly	18 Att., 111 Yards
11/19/1967	vs. Minnesota Vikings	Leroy Kelly	26 Att., 123 Yards
11/26/1967	vs. Washington Redskins	Leroy Kelly	20 Att., 163 Yards
9/15/1968	at New Orleans Saints	Leroy Kelly	20 Att., 107 Yards
10/5/1968	vs. Pittsburgh Steelers	Leroy Kelly	25 Att., 128 Yards
10/20/1968	at Baltimore Colts	Leroy Kelly	30 Att., 130 Yards
10/27/1968	vs. Atlanta Falcons	Leroy Kelly	19 Att., 112 Yards
11/3/1968	at San Francisco 49ers	Leroy Kelly	27 Att., 174 Yards
11/10/1968	vs. New Orleans Saints	Leroy Kelly	17 Att., 127 Yards
11/24/1968	vs. Philadelphia Eagles	Leroy Kelly	20 Att., 108 Yards
9/21/1969	at Philadelphia Eagles	Ron Johnson	17 Att., 118 Yards
9/28/1969	vs. Washington Redskins	Reece Morrison	23 Att., 130 Yards
11/23/1969	vs. New York Giants	Leroy Kelly	18 Att., 124 Yards
12/7/1969	vs. Green Bay Packers	Leroy Kelly	22 Att., 151 Yards
10/18/1970	vs. Detroit Lions	Leroy Kelly	24 Att., 106 Yards
11/8/1970	at Oakland Raiders	Bo Scott	14 Att., 101 Yards
12/7/1970	at Houston Oilers	Leroy Kelly	20 Att., 108 Yards
11/7/1971	at Pittsburgh Steelers	Leroy Kelly	22 Att., 102 Yards
11/21/1971	vs. New England Patriots	Leroy Kelly	23 Att., 113 Yards
11/28/1971	at Houston Oilers	Leroy Kelly	23 Att., 107 Yards
12/5/1971	vs. Cincinnati Bengals	Leroy Kelly	23 Att., 127 Yards
11/19/1972	vs. Pittsburgh Steelers	Leroy Kelly	21 Att., 107 Yards
12/2/1973	at Kansas City Chiefs	Greg Pruitt	15 Att., 110 Yards
12/15/1974	at Houston Oilers	Greg Pruitt	15 Att., 102 Yards
11/16/1975	at Oakland Raiders	Greg Pruitt	12 Att., 103 Yards
11/23/1975	vs. Cincinnati Bengals	Greg Pruitt	17 Att., 121 Yards
12/14/1975	vs. Kansas City Chiefs	Greg Pruitt	26 Att., 214 Yards
9/12/1976	vs. New York Jets	Greg Pruitt	17 Att., 124 Yards
10/17/1976	at Atlanta Falcons	Greg Pruitt	26 Att., 191 Yards
10/31/1976	at Cincinnati Bengals	Greg Pruitt	18 Att., 124 Yards
9/26/1977	vs. New England Patriots	Greg Pruitt	26 Att., 151 Yards
10/23/1977	at Buffalo Bills	Cleo Miller	21 Att., 117 Yards
10/30/1977	vs. Kansas City Chiefs	Greg Pruitt	18 Att., 153 Yards
11/13/1977	at Pittsburgh Steelers	Greg Pruitt	19 Att., 108 Yards
12/18/1977	at Seattle Seahawks	Greg Pruitt	22 Att., 127 Yards
9/3/1978	vs. San Francisco 49ers	Greg Pruitt	22 Att., 106 Yards
9/10/1978	vs. Cincinnati Bengals	Greg Pruitt	22 Att., 120 Yards
10/29/1978	vs. Buffalo Bills	Mike Pruitt	21 Att., 173 Yards
12/3/1978	at Seattle Seahawks	Greg Pruitt	12 Att., 113 Yards
12/10/1978	vs. New York Jets	Greg Pruitt	21 Att., 138 Yards
12/17/1978	at Cincinnati Bengals	Greg Pruitt	22 Att., 182 Yards
10/21/1979	vs. Cincinnati Bengals	Mike Pruitt	19 Att., 135 Yards
11/4/1979	at Philadelphia Eagles	Mike Pruitt	17 Att., 104 Yards
11/11/1979	vs. Seattle Seahawks	Mike Pruitt	15 Att., 141 Yards
12/2/1979	vs. Houston Oilers	Mike Pruitt	25 Att., 111 Yards
12/9/1979	at Oakland Raiders	Mike Pruitt	20 Att., 149 Yards
10/12/1980	at Seattle Seahawks	Mike Pruitt	24 Att., 116 Yards
11/3/1980	vs. Chicago Bears	Mike Pruitt	27 Att., 129 Yards
11/9/1980	at Baltimore Colts	Mike Pruitt	18 Att., 103 Yards
12/3/1981	at Houston Oilers	Mike Pruitt	32 Att., 155 Yards
9/12/1982	at Seattle Seahawks	Mike Pruitt	30 Att., 136 Yards
9/11/1983	at Detroit Lions	Mike Pruitt	24 Att., 137 Yards
10/2/1983	vs. Seattle Seahawks	Mike Pruitt	24 Att., 107 Yards
10/16/1983	at Pittsburgh Steelers	Boyce Green	28 Att., 137 Yards
11/20/1983	at New England Patriots	Mike Pruitt	24 Att., 136 Yards
11/27/1983	vs. Baltimore Colts	Mike Pruitt	24 Att., 110 Yards
12/11/1983	at Houston Oilers	Mike Pruitt	30 Att., 153 Yards
11/4/1984	at Buffalo Bills	Boyce Green	29 Att., 156 Yards
11/18/1984	at Atlanta Falcons	Boyce Green	30 Att., 121 Yards

DATE	OPPONENT	PLAYER	ATT, YARDS
12/9/1984	at Pittsburgh Steelers	Earnest Byner	15 Att., 103 Yards
12/16/1984	at Houston Oilers	Earnest Byner	21 Att., 188 Yards
9/29/1985	at San Diego Chargers	Kevin Mack	16 Att., 130 Yards
10/6/1985	vs. New England Patriots	Kevin Mack	20 Att., 115 Yards
11/17/1985	vs. Buffalo Bills	Earnest Byner	15 Att., 109 Yards
11/24/1985	vs. Cincinnati Bengals	Kevin Mack	14 Att., 117 Yards
12/22/1985	at New York Jets	Earnest Byner	15 Att., 101 Yards
1/4/1986	at Miami Dolphins (playoffs)	Earnest Byner	16 Att., 161 Yards
10/26/1986	at Minnesota Vikings	Curtis Dickey	19 Att., 106 Yards
11/23/1986	vs. Pittsburgh Steelers	Kevin Mack	24 Att., 106 Yards
11/30/1986	vs. Houston Oilers	Kevin Mack	28 Att., 121 Yards
10/4/1987	at New England Patriots	Larry Mason	32 Att., 133 Yards
11/22/1987	at Houston Oilers	Kevin Mack	26 Att., 114 Yards
12/13/1987	vs. Cincinnati Bengals	Kevin Mack	27 Att., 133 Yards
1/9/1988	vs. Indianapolis Colts (playoffs)	Earnest Byner	23 Att., 122 Yards
10/16/1988	vs. Philadelphia Eagles	Kevin Mack	16 Att., 100 Yards
11/27/1988	at Washington Redskins	Kevin Mack	22 Att., 116 Yards
9/19/1993	at Los Angeles Raiders	Tommy Vardell	14 Att., 104 Yards
11/6/1994	vs. New England Patriots	Leroy Hoard	21 Att., 123 Yards
11/27/1994	vs. Houston Oilers	Leroy Hoard	23 Att., 103 Yards
12/17/1995	vs. Cincinnati Bengals	Earnest Byner	31 Att., 121 Yards
9/23/2001	vs. Detroit Lions	James Jackson	31 Att., 124 Yards
12/23/2001	at Green Bay Packers	Jamel White	21 Att., 131 Yards
9/29/2002	at Pittsburgh Steelers	Jamel White	16 Att., 105 Yards
11/24/2002	at New Orleans Saints	William Green	28 Att., 114 Yards
12/8/2002	at Jacksonville Jaguars	William Green	26 Att., 119 Yards
12/29/2002	vs. Atlanta Falcons	William Green	27 Att., 178 Yards
10/5/2003	at Pittsburgh Steelers	William Green	33 Att., 115 Yards
10/12/2003	vs. Oakland Raiders	William Green	26 Att., 145 Yards
12/8/2003	vs. St. Louis Rams	Jamel White	16 Att., 101 Yards
12/28/2003	at Cincinnati Bengals	Lee Suggs	26 Att., 186 Yards
10/17/2004	vs. Cincinnati Bengals	William Green	25 Att., 115 Yards
12/19/2004	vs. San Diego Chargers	Lee Suggs	21 Att., 105 Yards
12/26/2004	at Miami Dolphins	Lee Suggs	38 Att., 143 Yards
1/2/2005	at Houston Texans	Lee Suggs	26 Att., 131 Yards
10/23/2005	vs. Detroit Lions	Reuben Droughns	19 Att., 100 Yards
11/6/2005	vs. Tennessee Titans	Reuben Droughns	20 Att., 116 Yards
11/20/2005	vs. Miami Dolphins	Reuben Droughns	30 Att., 166 Yards
10/1/2006	at Oakland Raiders	Reuben Droughns	25 Att., 100 Yards
10/29/2006	vs. New York Jets	Reuben Droughns	33 Att., 125 Yards
9/16/2007	vs. Cincinnati Bengals	Jamal Lewis	27 Att., 216 Yards
11/25/2007	vs. Houston Texans	Jamal Lewis	29 Att., 134 Yards
12/9/2007	at New York Jets	Jamal Lewis	21 Att., 118 Yards
12/16/2007	vs. Buffalo Bills	Jamal Lewis	33 Att., 163 Yards
12/30/2007	vs. San Francisco 49ers	Jamal Lewis	26 Att., 128 Yards
10/4/2009	vs. Cincinnati Bengals	Jerome Harrison	29 Att., 121 Yards
10/11/2009	at Buffalo Bills	Jamal Lewis	31 Att., 117 Yards
12/20/2009	at Kansas City Chiefs	Jerome Harrison	34 Att., 286 Yards
12/27/2009	vs. Oakland Raiders	Jerome Harrison	39 Att., 148 Yards
1/3/2010	vs. Jacksonville Jaguars	Jerome Harrison	33 Att., 127 Yards
9/26/2010	at Baltimore Ravens	Peyton Hillis	22 Att., 144 Yards
10/3/2010	vs. Cincinnati Bengals	Peyton Hillis	27 Att., 102 Yards
11/7/2010	vs. New England Patriots	Peyton Hillis	29 Att., 184 Yards
11/28/2010	vs. Carolina Panthers	Peyton Hillis	26 Att., 131 Yards
12/12/2010	at Buffalo Bills	Peyton Hillis	21 Att., 108 Yards

ALL PURPOSE CRIBBS

Entering his seventh NFL season in 2011, Browns wide receiver Joshua Cribbs has amassed 10,438 combined yards on 612 attempts for an average of 17.06 yards per touch. With an average of 17.06 yards per attempt, Cribbs currently stands 11th all-time by players with a minimum of 500 career attempts.

	Player	Average	Attempts	Yards
1.	Mel Gray	18.55	716	13,279
2.	Lance Allworth	18.02	606	10,920
3.	John Gilliam	18.00	519	9,340
4.	Allen Rossum	17.98	837	15,046
5.	James Lofton	17.78	803	14,277
6.	Don Maynard	17.66	701	12,379
7.	Stanley Morgan	17.49	678	11,855
8.	Bob Hayes	17.33	532	9,221
9.	Mark Duper	17.24	514	8,862
10.	Harold Jackson	17.18	617	10,601
11.	Joshua Cribbs	17.06	612*	10,438

*Joshua's average yards per touch attempts include 10 fumble recoveries for zero yards, which are not counted in combined yards stats.

ALL-TIME 300-YARD PASSING GAMES

DATE	OPPONENT	PLAYER	ATT, COMP, YARDS
9/16/1950	at Philadelphia Eagles	Otto Graham	38 Att., 21 Comp., 346 Yards
10/15/1950	vs. Chicago Cardinals	Otto Graham	35 Att., 22 Comp., 369 Yards
12/10/1950	at Washington Redskins	Otto Graham	32 Att., 23 Comp., 321 Yards
10/4/1952	at Pittsburgh Steelers	Otto Graham	49 Att., 21 Comp., 401 Yards
10/4/1953	at Chicago Cardinals	Otto Graham	22 Att., 15 Comp., 310 Yards
10/10/1953	vs. Philadelphia Eagles	Otto Graham	30 Att., 20 Comp., 328 Yards
11/27/1955	at New York Giants	Otto Graham	31 Att., 17 Comp., 319 Yards
11/17/1957	at Washington Redskins	Tom O'Connell	24 Att., 16 Comp., 349 Yards
10/2/1960	vs. Pittsburgh Steelers	Milt Plum	14 Att., 10 Comp., 308 Yards
11/20/1960	at Pittsburgh Steelers	Milt Plum	37 Att., 23 Comp., 328 Yards
9/17/1961	at Philadelphia Eagles	Milt Plum	30 Att., 18 Comp., 329 Yards
10/21/1962	at St. Louis Cardinals	Jim Ninowski	29 Att., 19 Comp., 339 Yards
9/15/1963	vs. Washington Redskins	Frank Ryan	31 Att., 21 Comp., 334 Yards
12/4/1966	vs. New York Giants	Frank Ryan	27 Att., 16 Comp., 326 Yards
12/17/1966	at St. Louis Cardinals	Frank Ryan	30 Att., 17 Comp., 367 Yards
10/13/1968	vs. St. Louis Cardinals	Bill Nelsen	39 Att., 17 Comp., 312 Yards
9/27/1970	at San Francisco 49ers	Bill Nelsen	25 Att., 14 Comp., 308 Yards
11/19/1978	at Baltimore Colts	Brian Sipe	22 Att., 15 Comp., 309 Yards
9/2/1979	at New York Jets	Brian Sipe	36 Att., 21 Comp., 302 Yards
10/7/1979	vs. Pittsburgh Steelers	Brian Sipe	41 Att., 22 Comp., 351 Yards
11/18/1979	vs. Miami Dolphins	Brian Sipe	42 Att., 23 Comp., 358 Yards
11/25/1979	at Pittsburgh Steelers	Brian Sipe	38 Att., 23 Comp., 333 Yards
9/28/1980	at Tampa Bay Buccaneers	Brian Sipe	32 Att., 22 Comp., 318 Yards
10/19/1980	vs. Green Bay Packers	Brian Sipe	39 Att., 24 Comp., 391 Yards
10/26/1980	vs. Pittsburgh Steelers	Brian Sipe	46 Att., 28 Comp., 349 Yards
11/23/1980	vs. Cincinnati Bengals	Brian Sipe	36 Att., 27 Comp., 310 Yards
12/7/1980	vs. New York Jets	Brian Sipe	41 Att., 30 Comp., 340 Yards
12/21/1980	at Cincinnati Bengals	Brian Sipe	44 Att., 24 Comp., 308 Yards
9/7/1981	vs. San Diego Chargers	Brian Sipe	57 Att., 31 Comp., 375 Yards
10/25/1981	vs. Baltimore Colts	Brian Sipe	41 Att., 30 Comp., 444 Yards
12/5/1982	vs. San Diego Chargers	Brian Sipe	48 Att., 33 Comp., 338 Yards
1/2/1983	at Pittsburgh Steelers	Paul McDonald	47 Att., 22 Comp., 313 Yards
9/25/1983	at San Diego Chargers	Brian Sipe	44 Att., 27 Comp., 327 Yards
10/2/1983	vs. Seattle Seahawks	Brian Sipe	40 Att., 25 Comp., 310 Yards
10/16/1983	at Pittsburgh Steelers	Brian Sipe	49 Att., 27 Comp., 310 Yards
11/27/1983	vs. Baltimore Colts	Brian Sipe	33 Att., 20 Comp., 313 Yards
10/7/1984	vs. New England Patriots	Paul McDonald	37 Att., 23 Comp., 320 Yards
10/21/1984	at Cincinnati Bengals	Paul McDonald	47 Att., 27 Comp., 300 Yards
11/10/1986	vs. Miami Dolphins	Bernie Kosar	50 Att., 32 Comp., 401 Yards
11/23/1986	vs. Pittsburgh Steelers	Bernie Kosar	46 Att., 28 Comp., 414 Yards
1/3/1987	vs. New York Jets (playoffs)	Bernie Kosar	64 Att., 33 Comp., 489 Yards
9/13/1987	at New Orleans Saints	Bernie Kosar	39 Att., 28 Comp., 314 Yards
11/15/1987	vs. Buffalo Bills	Bernie Kosar	34 Att., 24 Comp., 346 Yards
1/17/1988	at Denver Broncos (playoffs)	Bernie Kosar	41 Att., 26 Comp., 356 Yards
10/23/1988	at Phoenix Cardinals	Bernie Kosar	43 Att., 25 Comp., 314 Yards
12/4/1988	vs. Dallas Cowboys	Bernie Kosar	27 Att., 19 Comp., 308 Yards
12/18/1988	vs. Houston Oilers	Don Strock	42 Att., 25 Comp., 326 Yards
12/10/1989	at Indianapolis Colts	Bernie Kosar	40 Att., 26 Comp., 353 Yards
10/8/1990	at Denver Broncos	Bernie Kosar	38 Att., 24 Comp., 318 Yards
12/22/1991	at Pittsburgh Steelers	Bernie Kosar	49 Att., 28 Comp., 335 Yards
11/15/1992	vs. San Diego Chargers	Mike Tomczak	32 Att., 18 Comp., 322 Yards
11/21/1993	vs. Houston Oilers	Todd Philcox	47 Att., 22 Comp., 316 Yards
12/12/1993	at Houston Oilers	Vinny Testaverde	37 Att., 19 Comp., 319 Yards
10/29/1995	at Cincinnati Bengals	Eric Zeier	46 Att., 26 Comp., 310 Yards
12/3/1995	at San Diego Chargers	Vinny Testaverde	41 Att., 28 Comp., 303 Yards
12/24/1995	at Jacksonville Jaguars	Vinny Testaverde	45 Att., 28 Comp., 325 Yards
9/17/2000	vs. Pittsburgh Steelers	Tim Couch	31 Att., 23 Comp., 316 Yards
12/10/2000	vs. Philadelphia Eagles	Doug Pederson	40 Att., 29 Comp., 309 Yards
12/30/2001	at Tennessee Titans	Tim Couch	27 Att., 20 Comp., 336 Yards
9/8/2002	vs. Kansas City Chiefs	Kelly Holcomb	39 Att., 27 Comp., 326 Yards
9/22/2002	at Tennessee Titans	Tim Couch	50 Att., 36 Comp., 326 Yards
1/5/2003	at Pittsburgh Steelers (playoffs)	Kelly Holcomb	43 Att., 26 Comp., 429 Yards
11/16/2003	vs. Arizona Cardinals	Kelly Holcomb	35 Att., 29 Comp., 392 Yards
10/17/2004	vs. Cincinnati Bengals	Jeff Garcia	23 Att., 16 Comp., 310 Yards
11/28/2004	at Cincinnati Bengals	Kelly Holcomb	39 Att., 30 Comp., 413 Yards
9/18/2005	at Green Bay Packers	Trent Diller	32 Att., 21 Comp., 336 Yards
9/16/2007	vs. Cincinnati Bengals	Derek Anderson	33 Att., 20 Comp., 328 Yards
11/4/2007	vs. Seattle Seahawks	Derek Anderson	48 Att., 29 Comp., 364 Yards
12/2/2007	at Arizona Cardinals	Derek Anderson	41 Att., 21 Comp., 304 Yards
10/13/2008	vs. New York Giants	Derek Anderson	29 Att., 18 Comp., 310 Yards
11/22/2009	at Detroit Lions	Brady Quinn	33 Att., 21 Comp., 304 Yards

ALL-TIME 100-YARD RECEIVING GAMES

DATE	OPPONENT	PLAYER	REC, YARDS
9/16/1950	at Philadelphia Eagles	Mac Speedie	7 Rec., 109 Yards
9/24/1950	at Baltimore Colts	Dante Lavelli	5 Rec., 115 Yards
10/15/1950	vs. Chicago Cardinals	Dante Lavelli	6 Rec., 131 Yards
10/15/1950	vs. Chicago Cardinals	Mac Speedie	6 Rec., 106 Yards
12/10/1950	at Washington Redskins	Dub Jones	10 Rec., 161 Yards
12/24/1950	vs. Los Angeles Rams (playoffs)	Dante Lavelli	11 Rec., 128 Yards
9/30/1951	at San Francisco 49ers	Dub Jones	5 Rec., 143 Yards
10/27/1951	vs. New York Giants	Dub Jones	7 Rec., 116 Yards
11/25/1951	vs. Chicago Bears	Mac Speedie	6 Rec., 144 Yards
10/12/1952	vs. New York Giants	Mac Speedie	8 Rec., 161 Yards
10/19/1952	at Philadelphia Eagles	Dub Jones	6 Rec., 121 Yards
11/9/1952	vs. Chicago Cardinals	Mac Speedie	11 Rec., 157 Yards
11/16/1952	vs. Pittsburgh Steelers	Dante Lavelli	6 Rec., 107 Yards
11/23/1952	vs. Philadelphia Eagles	Mac Speedie	7 Rec., 156 Yards
11/30/1952	at Washington Redskins	Dante Lavelli	5 Rec., 106 Yards
12/14/1952	at New York Giants	Harry Jagade	4 Rec., 103 Yards
10/4/1953	at Chicago Cardinals	Dante Lavelli	4 Rec., 137 Yards
10/10/1953	vs. Philadelphia Eagles	Darrel Brewster	6 Rec., 122 Yards
11/15/1953	vs. San Francisco 49ers	Dante Lavelli	6 Rec., 137 Yards
11/29/1953	vs. Chicago Cardinals	Ray Renfro	4 Rec., 105 Yards
12/6/1953	vs. New York Giants	Darrel Brewster	7 Rec., 182 Yards
12/13/1953	at Philadelphia Eagles	Darrel Brewster	5 Rec., 103 Yards
10/17/1954	at Pittsburgh Steelers	Dante Lavelli	7 Rec., 134 Yards
11/7/1954	vs. Washington Redskins	Darrel Brewster	7 Rec., 114 Yards
11/28/1954	at New York Giants	Darrel Brewster	8 Rec., 126 Yards
12/5/1954	at Washington Redskins	Dante Lavelli	5 Rec., 128 Yards
10/9/1955	vs. Philadelphia Eagles	Dante Lavelli	6 Rec., 108 Yards
10/16/1955	at Washington Redskins	Darrel Brewster	6 Rec., 109 Yards
11/27/1955	at New York Giants	Darrel Brewster	5 Rec., 107 Yards
11/27/1955	at New York Giants	Ray Renfro	5 Rec., 130 Yards
12/11/1955	vs. Chicago Cardinals	Ray Renfro	6 Rec., 110 Yards
11/11/1956	vs. Baltimore Colts	Ray Renfro	5 Rec., 100 Yards
10/13/1957	vs. Philadelphia Eagles	Darrel Brewster	4 Rec., 105 Yards
11/3/1957	vs. Washington Redskins	Darrel Brewster	5 Rec., 103 Yards
11/17/1957	at Washington Redskins	Darrel Brewster	6 Rec., 124 Yards
11/17/1957	at Washington Redskins	Ray Renfro	4 Rec., 113 Yards
11/17/1957	at Washington Redskins	Preston Carpenter	6 Rec., 112 Yards
12/1/1957	vs. Chicago Cardinals	Ray Renfro	3 Rec., 109 Yards
12/15/1957	at New York Giants	Ray Renfro	4 Rec., 130 Yards
10/5/1958	at Pittsburgh Steelers	Preston Carpenter	7 Rec., 131 Yards
10/26/1958	at Chicago Cardinals	Ray Renfro	5 Rec., 108 Yards
11/16/1958	at Washington Redskins	Preston Carpenter	4 Rec., 115 Yards
11/30/1958	vs. Washington Redskins	Ray Renfro	3 Rec., 100 Yards
10/25/1959	vs. Washington Redskins	Bobby Mitchell	3 Rec., 107 Yards
11/22/1959	vs. Pittsburgh Steelers	Ray Renfro	5 Rec., 161 Yards
10/2/1960	vs. Pittsburgh Steelers	Rich Kreitling	3 Rec., 157 Yards
11/20/1960	at Pittsburgh Steelers	Gern Nagler	10 Rec., 177 Yards
12/15/1960	at New York Giants	Bobby Mitchell	9 Rec., 133 Yards
9/17/1961	at Philadelphia Eagles	Ray Renfro	4 Rec., 104 Yards
10/15/1961	vs. Green Bay Packers	Ray Renfro	7 Rec., 100 Yards
11/26/1961	vs. New York Giants	Ray Renfro	7 Rec., 166 Yards
10/21/1962	at St. Louis Cardinals	Ray Renfro	6 Rec., 152 Yards
12/2/1962	at Dallas Cowboys	Rich Kreitling	7 Rec., 125 Yards
9/15/1963	vs. Washington Redskins	Jim Brown	3 Rec., 100 Yards
12/1/1963	at St. Louis Cardinals	Gary Collins	4 Rec., 100 Yards
12/27/1964	vs. Baltimore Colts (playoffs)	Gary Collins	5 Rec., 130 Yards
9/20/1964	vs. St. Louis Cardinals	Gary Collins	6 Rec., 105 Yards
10/4/1964	vs. Dallas Cowboys	Paul Warfield	5 Rec., 123 Yards
11/22/1964	at Green Bay Packers	Paul Warfield	7 Rec., 126 Yards
12/12/1964	at New York Giants	Paul Warfield	5 Rec., 103 Yards
9/26/1965	vs. St. Louis Cardinals	Gary Collins	6 Rec., 116 Yards
10/24/1965	at New York Giants	Gary Collins	3 Rec., 121 Yards
10/31/1965	vs. Minnesota Vikings	Gary Collins	4 Rec., 116 Yards
11/7/1965	vs. Philadelphia Eagles	Gary Collins	8 Rec., 128 Yards
11/14/1965	vs. New York Giants	Ernie Green	7 Rec., 160 Yards
12/4/1966	vs. New York Giants	Gary Collins	5 Rec., 120 Yards
12/17/1966	at St. Louis Cardinals	Paul Warfield	6 Rec., 161 Yards
12/17/1966	at St. Louis Cardinals	Gary Collins	5 Rec., 126 Yards
10/1/1967	at New Orleans Saints	Paul Warfield	4 Rec., 107 Yards
10/22/1967	vs. Chicago Bears	Gary Collins	7 Rec., 106 Yards
10/29/1967	at New York Giants	Paul Warfield	5 Rec., 126 Yards
10/13/1968	vs. St. Louis Cardinals	Milt Morin	8 Rec., 151 Yards
11/10/1968	vs. New Orleans Saints	Paul Warfield	5 Rec., 107 Yards
11/10/1968	vs. New Orleans Saints	Leroy Kelly	3 Rec., 104 Yards
11/17/1968	at Pittsburgh Steelers	Milt Morin	5 Rec., 103 Yards
11/24/1968	vs. Philadelphia Eagles	Milt Morin	2 Rec., 108 Yards
12/1/1968	vs. New York Giants	Paul Warfield	6 Rec., 137 Yards
12/8/1968	at Washington Redskins	Milt Morin	6 Rec., 133 Yards

DATE	OPPONENT	PLAYER	REC. YARDS
12/14/1968	at St. Louis Cardinals	Paul Warfield	3 Rec., 104 Yards
10/5/1969	vs. Detroit Lions	Paul Warfield	7 Rec., 106 Yards
10/18/1969	vs. Pittsburgh Steelers	Gary Collins	7 Rec., 103 Yards
11/2/1969	vs. Dallas Cowboys	Mill Morin	7 Rec., 101 Yards
11/16/1969	at Pittsburgh Steelers	Paul Warfield	5 Rec., 132 Yards
11/30/1969	at Chicago Bears	Gary Collins	6 Rec., 126 Yards
12/14/1969	at St. Louis Cardinals	Paul Warfield	4 Rec., 119 Yards
9/27/1970	at San Francisco 49ers	Fair Hooker	4 Rec., 157 Yards
11/22/1970	vs. Houston Oilers	Chip Glass	3 Rec., 102 Yards
10/10/1971	vs. Pittsburgh Steelers	Mill Morin	8 Rec., 126 Yards
11/14/1971	at Kansas City Chiefs	Frank Pitts	5 Rec., 129 Yards
12/5/1971	vs. Cincinnati Bengals	Frank Pitts	5 Rec., 103 Yards
10/1/1972	vs. Cincinnati Bengals	Frank Pitts	4 Rec., 105 Yards
10/27/1974	vs. Denver Broncos	Hugh McKinnis	6 Rec., 111 Yards
11/23/1975	vs. Cincinnati Bengals	Greg Pruitt	7 Rec., 106 Yards
12/14/1975	vs. Kansas City Chiefs	Reggie Rucker	6 Rec., 130 Yards
10/3/1976	vs. Cincinnati Bengals	Reggie Rucker	9 Rec., 141 Yards
11/13/1977	at Pittsburgh Steelers	Reggie Rucker	4 Rec., 104 Yards
9/3/1978	vs. San Francisco 49ers	Reggie Rucker	3 Rec., 113 Yards
11/5/1978	at Houston Oilers	Ozzie Newsome	4 Rec., 124 Yards
11/19/1978	at Baltimore Colts	Reggie Rucker	6 Rec., 123 Yards
11/19/1978	at Baltimore Colts	Calvin Hill	3 Rec., 113 Yards
9/2/1979	at New York Jets	Dave Logan	6 Rec., 115 Yards
11/4/1979	at Philadelphia Eagles	Reggie Rucker	5 Rec., 106 Yards
11/18/1979	vs. Miami Dolphins	Reggie Rucker	9 Rec., 177 Yards
11/25/1979	at Pittsburgh Steelers	Dave Logan	7 Rec., 135 Yards
9/21/1980	vs. Kansas City Chiefs	Charles White	7 Rec., 100 Yards
10/26/1980	vs. Pittsburgh Steelers	Dave Logan	8 Rec., 131 Yards
12/7/1980	vs. New York Jets	Reggie Rucker	5 Rec., 108 Yards
10/11/1981	at Pittsburgh Steelers	Ozzie Newsome	5 Rec., 120 Yards
10/18/1981	vs. New Orleans Saints	Greg Pruitt	7 Rec., 113 Yards
10/25/1981	vs. Baltimore Colts	Greg Pruitt	9 Rec., 104 Yards
12/20/1981	at Seattle Seahawks	Dave Logan	5 Rec., 101 Yards
9/19/1982	vs. Philadelphia Eagles	Ozzie Newsome	8 Rec., 122 Yards
12/5/1982	vs. San Diego Chargers	Ozzie Newsome	10 Rec., 140 Yards
12/12/1983	at Pittsburgh Steelers	Ozzie Newsome	9 Rec., 123 Yards
1/2/1983	at Pittsburgh Steelers	Ricky Feacher	7 Rec., 109 Yards
1/8/1983	at Los Angeles Raiders (playoffs)	Ricky Feacher	4 Rec., 124 Yards
9/25/1983	at San Diego Chargers	Dave Logan	8 Rec., 121 Yards
10/16/1983	at Pittsburgh Steelers	Ozzie Newsome	9 Rec., 103 Yards
11/27/1983	vs. Baltimore Colts	Ozzie Newsome	8 Rec., 108 Yards
9/16/1984	vs. Denver Broncos	Duriel Harris	5 Rec., 104 Yards
10/7/1984	vs. New England Patriots	Duriel Harris	8 Rec., 136 Yards
10/14/1984	vs. New York Jets	Ozzie Newsome	14 Rec., 191 Yards
11/25/1984	vs. Houston Oilers	Ozzie Newsome	10 Rec., 102 Yards
10/6/1985	vs. New England Patriots	Brian Brennan	7 Rec., 104 Yards
10/13/1985	at Houston Oilers	Clarence Weathers	3 Rec., 146 Yards
9/14/1986	at Houston Oilers	Reggie Langhorne	3 Rec., 115 Yards
10/5/1986	at Pittsburgh Steelers	Reggie Langhorne	4 Rec., 108 Yards
11/23/1986	vs. Pittsburgh Steelers	Webster Slaughter	6 Rec., 134 Yards
12/21/1986	vs. San Diego Chargers	Brian Brennan	7 Rec., 176 Yards
1/3/1987	vs. New York Jets (playoffs)	Ozzie Newsome	6 Rec., 114 Yards
10/18/1987	at Cincinnati Bengals	Brian Brennan	10 Rec., 139 Yards
12/13/1987	vs. Cincinnati Bengals	Webster Slaughter	5 Rec., 119 Yards
12/20/1987	at Los Angeles Raiders	Webster Slaughter	7 Rec., 115 Yards
1/17/1988	at Denver Broncos (playoffs)	Earnest Byner	7 Rec., 120 Yards
10/30/1988	vs. Cincinnati Bengals	Clarence Weathers	7 Rec., 140 Yards
12/18/1988	vs. Houston Oilers	Webster Slaughter	6 Rec., 136 Yards
10/15/1989	vs. Pittsburgh Steelers	Webster Slaughter	7 Rec., 106 Yards
10/23/1989	vs. Chicago Bears	Webster Slaughter	8 Rec., 186 Yards
10/29/1989	vs. Houston Oilers	Webster Slaughter	4 Rec., 184 Yards
12/10/1989	at Indianapolis Colts	Webster Slaughter	6 Rec., 152 Yards
12/17/1989	vs. Minnesota Vikings	Reggie Langhorne	6 Rec., 140 Yards
1/6/1990	vs. Buffalo Bills (playoffs)	Webster Slaughter	3 Rec., 114 Yards
10/8/1990	at Denver Broncos	Webster Slaughter	7 Rec., 123 Yards
11/18/1990	vs. Houston Oilers	Webster Slaughter	6 Rec., 104 Yards
12/30/1990	at Cincinnati Bengals	Webster Slaughter	6 Rec., 115 Yards
9/15/1991	vs. Cincinnati Bengals	Webster Slaughter	8 Rec., 107 Yards
11/3/1991	at Cincinnati Bengals	Webster Slaughter	5 Rec., 107 Yards
11/17/1991	at Houston Oilers	Leroy Hoard	10 Rec., 107 Yards
12/22/1991	at Pittsburgh Steelers	Webster Slaughter	11 Rec., 138 Yards
9/20/1992	at Los Angeles Raiders	Eric Metcalf	5 Rec., 177 Yards
11/15/1992	vs. San Diego Chargers	Lawyer Tillman	8 Rec., 148 Yards
9/13/1993	vs. San Francisco 49ers	Michael Jackson	5 Rec., 105 Yards
10/24/1993	vs. Pittsburgh Steelers	Michael Jackson	2 Rec., 106 Yards
11/21/1993	vs. Houston Oilers	Mark Carrier	7 Rec., 123 Yards
12/12/1993	at Houston Oilers	Eric Metcalf	5 Rec., 101 Yards
1/2/1994	at Pittsburgh Steelers	Mark Carrier	4 Rec., 118 Yards
9/18/1994	vs. Arizona Cardinals	Derrick Alexander	6 Rec., 136 Yards
10/2/1994	vs. New York Jets	Derrick Alexander	7 Rec., 105 Yards

DATE	OPPONENT	PLAYER	REC. YARDS
12/4/1994	vs. New York Giants	Derrick Alexander	7 Rec., 171 Yards
1/1/1995	vs. New England Patriots (playoffs)	Michael Jackson	7 Rec., 122 Yards
9/3/1995	at New England Patriots	Michael Jackson	7 Rec., 157 Yards
10/2/1995	vs. Buffalo Bills	Andre Rison	6 Rec., 126 Yards
10/22/1995	vs. Jacksonville Jaguars	Rico Smith	6 Rec., 106 Yards
10/29/1995	at Cincinnati Bengals	Andre Rison	7 Rec., 173 Yards
11/19/1995	vs. Green Bay Packers	Keenan McCardell	4 Rec., 102 Yards
12/24/1995	at Jacksonville Jaguars	Michael Jackson	7 Rec., 130 Yards
10/3/1999	vs. New England Patriots	Kevin Johnson	6 Rec., 131 Yards
12/12/1999	at Cincinnati Bengals	Kevin Johnson	7 Rec., 135 Yards
12/19/1999	vs. Jacksonville Jaguars	Darrin Chiaverini	10 Rec., 108 Yards
10/1/2000	vs. Baltimore Ravens	David Patten	7 Rec., 113 Yards
10/29/2000	vs. Cincinnati Bengals	Kevin Johnson	6 Rec., 102 Yards
10/14/2001	at Cincinnati Bengals	Kevin Johnson	8 Rec., 153 Yards
11/25/2001	vs. Cincinnati Bengals	Kevin Johnson	6 Rec., 113 Yards
9/8/2002	vs. Kansas City Chiefs	Quincy Morgan	9 Rec., 151 Yards
10/6/2002	vs. Baltimore Ravens	Dennis Northcutt	8 Rec., 165 Yards
12/8/2002	at Jacksonville Jaguars	Quincy Morgan	3 Rec., 118 Yards
1/5/2003	at Pittsburgh Steelers (playoffs)	Kevin Johnson	4 Rec., 140 Yards
9/21/2003	at San Francisco 49ers	Kevin Johnson	11 Rec., 109 Yards
11/16/2003	vs. Arizona Cardinals	Quincy Morgan	5 Rec., 116 Yards
11/16/2003	vs. Arizona Cardinals	Andre' Davis	7 Rec., 117 Yards
12/14/2003	at Denver Broncos	Dennis Northcutt	3 Rec., 115 Yards
10/10/2004	at Pittsburgh Steelers	Andre Davis	5 Rec., 101 Yards
10/17/2004	vs. Cincinnati Bengals	Lee Suggs	5 Rec., 100 Yards
11/28/2004	at Cincinnati Bengals	Antonio Bryant	8 Rec., 131 Yards
12/5/2004	vs. New England Patriots	Antonio Bryant	7 Rec., 115 Yards
12/26/2004	at Miami Dolphins	Dennis Northcutt	4 Rec., 114 Yards
9/11/2005	vs. Cincinnati Bengals	Frisman Jackson	8 Rec., 128 Yards
9/18/2005	at Green Bay Packers	Braylon Edwards	3 Rec., 107 Yards
9/18/2005	at Green Bay Packers	Steve Heiden	6 Rec., 104 Yards
1/1/2006	vs. Baltimore Ravens	Antonio Bryant	9 Rec., 123 Yards
9/17/2006	at Cincinnati Bengals	Braylon Edwards	4 Rec., 110 Yards
9/24/2006	vs. Baltimore Ravens	Braylon Edwards	5 Rec., 116 Yards
11/19/2006	vs. Pittsburgh Steelers	Braylon Edwards	7 Rec., 137 Yards
12/7/2006	at Pittsburgh Steelers	Joe Jurevicius	7 Rec., 111 Yards
9/16/2007	vs. Cincinnati Bengals	Kellen Winslow	6 Rec., 100 Yards
9/16/2007	vs. Cincinnati Bengals	Braylon Edwards	8 Rec., 146 Yards
10/7/2007	at New England Patriots	Braylon Edwards	6 Rec., 110 Yards
10/28/2007	at St. Louis Rams	Braylon Edwards	8 Rec., 117 Yards
11/4/2007	vs. Seattle Seahawks	Kellen Winslow	11 Rec., 125 Yards
11/25/2007	vs. Houston Texans	Kellen Winslow	10 Rec., 107 Yards
12/2/2007	at Arizona Cardinals	Braylon Edwards	7 Rec., 149 Yards
10/13/2008	vs. New York Giants	Braylon Edwards	5 Rec., 154 Yards
11/17/2008	at Buffalo Bills	Braylon Edwards	8 Rec., 104 Yards
12/15/2008	at Philadelphia Eagles	Braylon Edwards	5 Rec., 102 Yards
10/4/2009	vs. Cincinnati Bengals	Mohamed Massaquoi	8 Rec., 148 Yards
11/22/2009	at Detroit Lions	Mohamed Massaquoi	5 Rec., 115 Yards
12/5/2010	at Miami Dolphins	Benjamin Watson	10 Rec., 100 Yards

UNDRAFTED ROOKIES ON OPENING DAY

Since 1999, the Browns have had 19 undrafted free agents appear on the season opening 53-man roster during their rookie campaign. The most to appear on a single opening day roster is four, which occurred in 1999.

Year	Players	Position
1999	Mark Campbell	TE
	Arnold Miller	DL
	Randy Palmer	TE
	Ronnie Powell	WR
2000	Shaun O' Hara	OL
	Kevin Thompson	QB
	Jamel White	RB
2001	Terrance Sykes	OL
2002	Frisman Jackson	WR
	Kalvin Pearson	DB
2003	Leigh Bodden	DB
	Sherrod Coates	LB
	C.J. Jones	WR
2004	Richard Alston	WR
2005	Joshua Cribbs	WR
	Simon Fraser	DL
2007	Charles Ali	FB
2008	Gerard Lawson	DB
2009	Phil Trautwein	OL

100-YARD RUSHER, 100-YARD RECEIVER OR 300-YARD PASSER IN SAME GAME

DATE	OPPONENT	PLAYER 100-YARD REC	REC/ YARDS	PLAYER 100-YARD RUSH	ATT/ YARDS	PLAYER 300-YARD PASSER	ATT/ COMP/ YARDS
9/24/1950	at Baltimore Colts	Dante Lavelli	5-115	Ken Carpenter	3-100		
11/25/1951	vs. Chicago Bears	Mac Speedie	6-144	Dub Jones	9-116		
11/30/1952	at Washington Redskins	Dante Lavelli	5-106	Harry Jagade	16-147		
11/3/1957	vs. Washington Redskins	Darrel Brewster	5-103	Jim Brown	21-109		
12/15/1957	at New York Giants	Ray Renfro	4-130	Lew Carpenter	22-117		
10/5/1958	at Pittsburgh Steelers	Preston Carpenter	7-131	Jim Brown	17-129		
10/26/1958	at Chicago Cardinals	Ray Renfro	5-108	Jim Brown	24-180		
11/16/1958	at Washington Redskins	Preston Carpenter	4-115	Jim Brown	27-152		
10/25/1959	vs. Washington Redskins	Bobby Mitchell	3-107	Jim Brown	17-122		
11/22/1959	vs. Pittsburgh Steelers	Ray Renfro	5-161	Jim Brown	15-111		
12/15/1960	at New York Giants	Bobby Mitchell	9-133	Jim Brown	14-110		
9/15/1963	vs. Washington Redskins	Jim Brown	3-100	Jim Brown	15-162	Frank Ryan	31-21-334
12/1/1963	at St. Louis Cardinals	Gary Collins	4-100	Jim Brown	29-179		
12/27/1963	vs. Baltimore Colts (playoffs)	Gary Collins	5-130	Jim Brown	27-114		
9/26/1965	vs. St. Louis Cardinals	Gary Collins	6-116	Jim Brown	17-110		
10/24/1965	at New York Giants	Gary Collins	3-121	Jim Brown	24-177		
11/7/1965	vs. Philadelphia Eagles	Gary Collins	8-128	Jim Brown	20-131		
11/14/1965	vs. New York Giants	Ernie Green	7-160	Jim Brown	20-156		
12/4/1966	vs. New York Giants	Gary Collins	5-120	Leroy Kelly	13-126	Frank Ryan	27-16-326
10/1/1967	at New Orleans Saints	Paul Warfield	4-107	Leroy Kelly	20-110		
10/22/1967	vs. Chicago Bears	Gary Collins	7-106	Leroy Kelly	18-111		
11/10/1968	vs. New Orleans Saints	Leroy Kelly	3-104	Leroy Kelly	17-127		
		Paul Warfield	5-107				
11/24/1968	vs. Philadelphia Eagles	Milt Morin	2-108	Leroy Kelly	20-108		
12/5/1971	vs. Cincinnati Bengals	Frank Pitts	5-103	Leroy Kelly	23-127		
11/23/1975	vs. Cincinnati Bengals	Greg Pruitt	7-106	Greg Pruitt	17-121		
12/14/1975	vs. Kansas City Chiefs	Reggie Rucker	6-130	Greg Pruitt	26-214		
11/13/1977	at Pittsburgh Steelers	Reggie Rucker	4-104	Greg Pruitt	19-108		
9/3/1978	vs. San Francisco 49ers	Reggie Rucker	3-113	Greg Pruitt	22-106		
11/4/1979	at Philadelphia Eagles	Reggie Rucker	5-106	Mike Pruitt	17-104		
10/16/1983	at Pittsburgh Steelers	Ozzie Newsome	9-103	Boyce Green	28-137	Brian Sipe	49-27-310
11/27/1983	vs. Baltimore Colts	Ozzie Newsome	8-108	Mike Pruitt	24-110	Brian Sipe	33-20-313
10/6/1985	vs. New England Patriots	Brian Brennan	7-104	Kevin Mack	20-115		
11/23/1986	vs. Pittsburgh Steelers (OT)	Webster Slaughter	6-134	Kevin Mack	24-106	Bernie Kosar	46-28-414
12/13/1987	vs. Cincinnati Bengals	Webster Slaughter	5-119	Kevin Mack	27-133		
12/8/2002	at Jacksonville Jaguars	Quincy Morgan	3-118	William Green	26-119		
10/17/2004	vs. Cincinnati Bengals	Lee Suggs	5-100	William Green	25-115	Jeff Garcia	23-16-310
12/26/2004	at Miami Dolphins	Dennis Northcutt	4-114	Lee Suggs	38-143		
9/18/2005	at Green Bay Packers	Braylon Edwards	3-107			Trent Dilfer	32-21-336
		Steve Heiden	6-104				
9/16/2007	vs. Cincinnati Bengals	Braylon Edwards	8-146	Jamal Lewis	27-216	Derek Anderson	33-20-328
		Kellen Winslow	6-100				
11/4/2007	vs. Cincinnati Bengals	Kellen Winslow	11-125			Derek Anderson	48-29-364
11/25/2007	vs. Seattle Seahawks	Kellen Winslow	10-107	Jamal Lewis	29-134		
12/2/2007	at Arizona Cardinals	Braylon Edwards	7-149			Derek Anderson	41-21-304
10/13/2008	vs. New York Giants	Braylon Edwards	5-154			Derek Anderson	29-18-310
10/4/2009	vs. Cincinnati Bengals	Mohamed Massaquoi	8-148	Jerome Harrison	29-121		
11/22/2009	at Detroit Lions	Mohamed Massaquoi	5-115			Brady Quinn	33-21-304

LARGEST COMEBACKS BY BROWNS AND OPPONENTS

The largest comeback in Cleveland Browns history was completed on Sunday, December 4, 1966 at Cleveland Municipal Stadium. Hosting the New York Giants, the Browns overcame a 20-point deficit and outscored the Giants 35-9 in the second half en route to a 49-40 victory. Browns quarterback Frank Ryan led the offense by completing 16-of-27 passes for 326 yards with three touchdowns, while running back Leroy Kelly recorded 126 rushing yards on 13 carries and three rushing touchdowns. Wide receiver Gary Collins posted five receptions for 120 yards and one touchdown to lead all receivers.

BY BROWNS

Date	Opponent	Lead	Final Score
December 4, 1966	vs. N.Y. Giants	20	49-40
October 27, 2002	at N.Y. Jets	18	24-21
October 1, 2006	at Oakland	18	24-21

BY OPPONENTS

Date	Opponent	Lead	Final Score
November 10, 1991	vs. Philadelphia	23	32-30
November 22, 2009	at Detroit	21	38-37
November 13, 1955	at Philadelphia	18	33-17

THE LAST TIME

Punt Returned For a TD

By Browns: Joshua Cribbs, 67 yards (9/13/09 vs. MIN)
By Opponent: Nate Burleson, 94 yards (11/4/07 vs. SEA)

Kickoff Returned For a TD

By Browns: Joshua Cribbs, 100 & 103 yards (12/20/09 at KC)
By Opponent: Leodis McKelvin, 98 yards (11/17/08 at BUF)

Interception Returned For a TD

By Browns: (2) David Bowens, 30 & 64 yards (10/24/10 at NO)
By Opponent: Captain Munnerlyn, 37 yards (11/28/10 vs. CAR)

Two Interceptions in Same Game

By Browns: T.J. Ward (11/21/10 at JAC)
By Opponent: Ed Reed (12/26/10 vs. BAL)

Fumble Returned For a TD

By Browns: Abram Elam, 18 yards (11/21/10 at JAC)
By Opponent: Andy Studebaker, recovered in end zone (12/20/09 at KC)

Punt Block Returned For a TD

By Browns: Andre King, 28 yards (11/30/03 at SEA)
By Opponent: Chris Martin, 31 yards; Kevin Ross, 4 yards (9/30/90 vs. KC)

Punt Blocked

By Browns: Team Block (11/30/03 at SEA)
By Opponent: Bubba McDowell (11/21/1993 vs. Houston Oilers)

Shutout Scored

By Browns: at Cleveland 8, Buffalo Bills 0 (12/16/07)
By Opponent: vs. Baltimore 16, Cleveland 0 (11/6/09)

PAT Unsuccessful

By Browns: Phil Dawson (blocked) (11/1/09 at CHI)
By Opponent: Steve Hauschka (blocked) (11/16/09 vs. BAL)

Two-Point Conversion

By Browns: Jamal Lewis run (11/22/09 at DET)
By Opponent: Hines Ward from Ben Roethlisberger (11/11/07 at PIT)

Field Goal Blocked

By Browns: Shaun Rogers (12/5/10 at MIA)
By Opponent: Nate Clements (12/3/07 vs. SF)

Field Goal Blocked Returned for TD

By Browns: Leigh Bodden, 59 yards (11/13/05 at PIT)
By Opponent: None

Safety Scored

By Browns: Matthew Stafford intentional grounding in end zone (11/22/09 at DET)
By Opponent: Holding penalty on Cleveland in end zone (9/19/04 at DAL)

100 Yards Rushing

By Browns: Peyton Hillis, 108 yards (12/12/10 at BUF)
By Opponent: Cedric Benson, 150 yards (12/19/10 at CIN)

100 Yards Rushing in a Half

By Browns: Peyton Hillis, 111 yards in second half (11/7/10 vs. NE)
By Opponent: Ryan Grant, 100 yards in second half (10/25/09 vs. GB)

200 Yards Rushing

By Browns: Jerome Harrison, 286 yards (12/20/09 at KC)
By Opponent: Willie Parker, 223 yards (12/7/06 at PIT)

Back-to-Back 100-Yard Rushing Games

By Browns: Peyton Hillis, 144 yards (9/26/10 at BAL)
Peyton Hillis, 102 yards (10/3/10 vs. CIN)
By Opponent: Fred Jackson, 112 yards (12/12/10 at BUF)
Cedric Benson, 150 yards (12/19/10 at CIN)

Two 100-yard Rushers in Same Game

By Browns: Leroy Kelly, 113 yards
Ernie Green, 103 yards (10/8/66 vs. PIT)
By Opponent: Lenny Moore, 120 yards
Alan Ameche, 108 yards (11/11/56 vs. BAL)

Two Rushing Touchdowns

By Browns: (3) Peyton Hillis (11/28/10 vs. CAR)
By Opponent: Rashard Mendenhall (12/11 vs. PIT)

Three Rushing Touchdowns

By Browns: Peyton Hillis (11/28/10 vs. CAR)
By Opponent: Adrian Peterson (9/13/09 vs. MIN)

Four Rushing Touchdowns

By Browns: Jamal Lewis (11/4/07 vs. SEA)
By Opponent: None

Successful Onside Kick

By Browns: December 6, 2009 (vs. SD)
By Opponent: December 9, 2007 (at NYJ)

300 Yards Passing

By Browns: Brady Quinn, 304 yards (21-33, 4 TDs) (11/22/09 at DET)
By Opponent: Drew Brees, 356 yards (37-56, 2 TDs) (10/24/10 at NO)

Back-to-Back 300-Yard Passing Games

By Browns: Brian Sipe, 349 yards (28-46) (10/26/80 vs. PIT)
Brian Sipe, 391 yards (24-39) (10/19/80 vs. GB)
By Opponent: Matt Cassel, 331 yards (22-40, 2 TDs) (12/20/09 at KC)
Charlie Frye, 333 yards (26-45, 0 TDs) (12/27/09 vs. OAK)

400 Yards Passing

By Browns: Kelly Holcomb, 413 yards (30-39, 5 TDs) (11/28/04 at CIN)
By Opponent: Matthew Stafford, 422 yards (26-43, 5 TDs) (11/22/09 at DET)

Two Touchdown Passes

By Browns: Colt McCoy (12/19/10 at CIN)
By Opponent: Ben Roethlisberger (11/21 vs. PIT)

Three Touchdown Passes

By Browns: Brady Quinn (12/6/09 vs. SD)
By Opponent: Ben Roethlisberger (10/17/10 at PIT)

Four Touchdown Passes

By Browns: Brady Quinn (11/22/09 at DET)
By Opponent: (5) Matthew Stafford (11/22/09 at DET)

Five Touchdown Passes

By Browns: Derek Anderson (9/16/07 vs. CIN)
By Opponent: Matthew Stafford (11/22/09 at DET)

Six Touchdown Passes

By Browns: None
By Opponent: Carson Palmer (9/16/07 vs. CIN)

100 Yards Receiving

By Browns: Benjamin Watson, 100 yards (12/5/10 at MIA)
By Opponent: Mike Wallace, 105 yards (12/11 vs. PIT)

100 Yards Receiving in a Half

By Browns: Braylon Edwards, 129 yards in first half (10/13/08 vs. NYG)
By Opponent: Terrell Owens, 128 yards in first half (10/3/10 vs. CIN)

Two 100-Yard Receivers in Same Game

By Browns: Braylon Edwards, 146 yards
Kellen Winslow, 100 yards (9/16/07 vs. CIN)
By Opponent: Calvin Johnson, 161
Kevin Smith, 104 (11/22/09 at DET)

Back-to-Back 100-Yard Receiving Games

By Browns: Kellen Winslow, 111 yards (11/6/08 vs. DEN)
Braylon Edwards, 104 yards (11/17/08 at BUF)
By Opponent: Terrell Owens, 222 yards (10/3/10 vs. CIN)
Roddy White, 101 yards (10/10/10 vs. ATL)

200 Yards Receiving

By Browns: None
By Opponent: Terrell Owens, 222 yards (10/3/10 vs. CIN)

Two Receiving Touchdowns

By Browns: Jerome Harrison (12/6/09 vs. SD)
By Opponent: Aaron Hernandez (11/7/10 vs. NE)

Three Receiving Touchdowns

By Browns: Braylon Edwards (10/14/07 vs. MIA)
By Opponent: Anquan Boldin (9/26/10 vs. BAL)

500 Yards Total Offense

By Browns: 554 yards (9/16/07 vs. PIT)
By Opponent: 543 yards (10/18/09 at CIN)

Two Sacks

By Browns: Abram Elam (11/28/10 vs. CAR)
By Opponent: Carlos Dunlap (12/19/10 at CIN)

Three Sacks

By Browns: Kenard Lang (9/12/04 vs. BAL)
By Opponent: (4) Elvis Dumervil (9/20/09 at DEN)

Four Sacks

By Browns: Andra Davis (11/9/03 at KC)
By Opponent: Elvis Dumervil (9/20/09 at DEN)

OT Game Won

By Browns: Cleveland 33, at Baltimore 30 (11/18/07)
By Opponent: New York Jets 26, at Cleveland 20 (11/4/10)

Three Field Goals

By Browns: Phil Dawson (10/24/10 at NO)
By Opponent: (4) Clint Siltser (12/19/10 at CIN)

Four Field Goals

By Browns: Phil Dawson (11/17/08 at BUF)
By Opponent: Clint Siltser (12/19/10 at CIN)

CLEVELAND BROWNS STADIUM



Cleveland Browns Stadium is home not only to a storied football franchise but also to a dedicated, ardent, passionate group of people – the only group that can lay claim to the title of “World’s Greatest Fans.” At Cleveland Browns Stadium, fans take pride in supporting their team in a safe, enthusiastic and family-oriented atmosphere. This special combination of sportsmanship and exhilaration makes Sunday afternoons with the Browns a memorable and momentous experience.

Cleveland Browns Stadium was built on the hallowed ground of the old Municipal Stadium. There’s no better place than on the lakefront for the home of the Cleveland Browns than where legendary Coach Paul Brown established Cleveland’s first football dynasty in the 1940s. No other site could have been as appropriate as the location where 16 Cleveland Browns – Jim Brown, Paul Brown, Joe DeLamielleure, Len Ford, Frank Gatski, Otto Graham, Lou Groza, Gene Hickerson, Leroy Kelly, Dante Lavelli, Mike McCormack, Bobby Mitchell, Marion Motley, Ozzie Newsome, Paul Warfield and Bill Willis – established their credentials for induction into the Professional Football Hall of Fame in Canton. In 2010, these Hall of Fame members were further honored by the unveiling of their names in the Ring of Honor, which recognizes their contributions to the Cleveland Browns organization.

While the location of the Stadium honors the glorious history of athletic achievements in Cleveland, Cleveland Browns Stadium is a celebration of the city’s renaissance, drawing people to the lakefront every day. The crown jewel of the Northcoast Harbor, Cleveland Browns Stadium is located next to the Rock and Roll Hall of Fame and Museum and the Great Lakes Science Center. When visiting the Stadium, it is impossible to miss the distinctive architectural design of the columns, beams and notches in the seating bowl. These spacious gaps allow visitors to get an inside perspective of the Stadium and field when the Browns are away and allow ticket holders to see the downtown skyline during the game. While on the south side of the Stadium, Browns fans can catch a game and a bite to eat at The Gridiron Grille, and grab a personalized Browns jersey at the Team Shop.

At night, Cleveland Browns Stadium lights up the lakefront. Beams and columns are highlighted by a halo of light that can be seen from downtown and the Northcoast Harbor. Day or night, whether the team is playing home or away, Cleveland Browns Stadium brings a new excitement to Cleveland.

Architect: HOK Sports Facilities Group.

- Construction Manager: Huber, Hunt & Nichols.
- Seating Capacity: over 73,200.
- 8,754 Club Seats.
- 10,644 Dawg Pound Seats (bleacher seating).
- 147 Luxury Suites.
- ADA Seating: Capable of providing over 1,436 wheelchair-accessible seats.
- Cost: In excess of \$290 million with contributions from the city, state, county, Regional Transit Authority, Cleveland Browns and Cleveland Tomorrow.
- Groundbreaking: May 15, 1997.
- Scoreboards: Cleveland Browns Stadium features two Prostar VideoPlus display boards which are located behind each end zone and measure approximately 27 feet high by 94 feet wide. They are capable of displaying live video and instant replays, as well as game information, player and team statistics, advertising, graphics and animation in 16.7 million colors.
- Playing Field: The field is a Kentucky Bluegrass irrigated field with a sand-soil root zone and an underground heating system containing nine boilers and 40 miles of underground piping. The heating system keeps the field from freezing and extends the growing season of the turf.
- 12 Ticket Windows.
- Six escalators, nine passenger elevators and two freight elevators.
- Seat widths: 19–21".
- Restrooms: 41 women's, 30 men's and 12 family. Fixtures include 900 toilets, 390 urinals and 200 sinks.
- Concession Stands: 41 permanent concession stands and 69 portable concession stands, with a total of 786 points of sale (which exceeds the industry standard of one point of sale per every 200 guests).
- The Browns locker room is 11,000 square feet and the Stadium features two visiting team locker rooms, each being 5,600 square feet, and one officials' locker room at 1,600 square feet.
- Club Lounges located on the North (30,000 square feet) and South (28,000 square feet) sides of the Stadium.
- Stadium lighting system features 592 light fixtures, 528 1,500 watt conventional metal halide fixtures with an additional 64 1,500 watt double-ended hot-restart fixtures.
- There are 2,475,000 ft. (469 miles) of telecommunications, security, broadcast and audio system cable.
- Footprint: 31-acre site.
- Facility Area: 1.64 million square feet.
- The Stadium is a concrete and glass structure. Pre-cast concrete and cast in-place was used for the upper concourse. Natural stone accents were used at the base of the Stadium.
- The concrete superstructure used more than 600 truckloads of concrete, which is equivalent to 60,000 yards or 1,620,000 cubic feet, with a weight of approximately 235,000,000 pounds.
- Superstructure contains 5,300 tons, or 10,600,000 pounds, of reinforced steel.
- There are over 771,400 square feet of masonry walls.
- More than 829,100 construction masonry units and over 50,500 ground face units were laid.
- The base course of the Stadium is made of over 14,500 square feet of granite.
- 1,200 tons of coolant using air chillers and glycol chilled water.
- 11.65 miles of plumbing pipe includes storm, sanitary, vent, water and gas piping.
- Plumbing system contains two 2,500-gallon storage tanks.
- Almost 700 pieces of heating, ventilation and air conditioning equipment includes 100 electric baseboard heaters, 167 electric cabinet heaters, 233 electric unit heaters and 194 fan cooling units.

CLEVELAND BROWNS TRAINING AND ADMINISTRATIVE COMPLEX

The Cleveland Browns Training and Administrative Complex is located in Berea, Ohio, on 13 acres of land. The building, which originally opened in August 1991, was renovated in the spring of 1999, while further renovations and expansion commenced during the 2009 offseason. The most recent improvements include an expanded locker room, a lobby restoration that pays tribute to Browns' Hall of Famers and a complete renovation of the cafeteria, video and meeting rooms, including a new 2,300 sq. ft. auditorium featuring 120 theater seats.

Existing features in the state-of-the-art facility include a field house of 60,000 sq. ft. with a 70-yard field, a 3,100 sq. ft. athletic training room and a restaurant-style kitchen for meal preparation. The complex also hosts four regulation-size natural grass practice fields ideal for year-round football operations, including the team's training camps.



THE DINO LUCARELLI MEDIA CENTER

The Dino Lucarelli Media Center, which opened in December of 2002 at the Browns Training and Administrative Complex in Berea, features an expansive media work room, one radio/television interview room and a kitchen for media members.

Lucarelli, 76, worked with Cleveland media for more than 50 years and has been affiliated with the Cleveland Browns organization since 1975 with responsibilities in player relations, media services and alumni relations. Lucarelli called the naming of the media center "one of the biggest thrills of my life."

The Cleveland Chapter of the Professional Football Writers of America (PFWA) has named its "Good Guy Award" for Lucarelli. The Good Guy Award is given annually for cooperation with the media and for the way a player carries himself in the community and with his teammates. The National Football Foundation (Northeast Ohio Chapter) Lifetime Achievement Award is also named for Lucarelli.

CLEVELAND BROWNS TRAINING CAMP HISTORY

The training and administrative complex is host to the Browns 2011 training camp, which marks the 17th time (1992-95, 1999-2011) the Browns have conducted training camp at the facility.

Bowling Green State University.....	1946-51
Hiram College.....	1952-74
Kent State University.....	1975-81
Lakeland Community College.....	1982-91
Berea.....	1992-95, 1999-2011

INDEX OF BROWNS INTERESTING FACTS

Awards, Player of the Week.....	133	Games Played, 100 in Career.....	285
Birthdays, Browns.....	177	Hall of Fame, NFL Teams All-Time.....	128
Browns Backers, History.....	105	Jackson, Brandon.....	56
Brown, Gary.....	64	Jones, Dub.....	67
Brown, Jim, NFL MVP.....	52	Mack, Alex.....	115
Browns, NFL Championship Team, 1950.....	256	New Year's Day, Browns Record.....	110
Browns, NFL Championship Team, 1964.....	185	NFL Dates for 2011-12.....	16
Colleges, Browns.....	162	Overtime Procedures, NFL.....	174
Comebacks, Browns and Opponents.....	273	Pro Bowl, Browns.....	135
Cribbs, Joshua, All Purpose.....	268	Thomas, Joe.....	282
Cribbs, Joshua, Kickoff Returns for Touchdowns.....	80	Undrafted Rookies on Opening Day.....	272
Dawson, Phil.....	95	Watson, Benjamin.....	96
Defensive Linemen on Draft Day.....	92	What to Look For in 2011.....	287
Dual Threat Kickers.....	229	Wilson, Mike.....	278



CLEVELAND BROWNS RADIO NETWORK

WMMS (100.7 FM), part of the Clear Channel Communications family, will once again serve as the flagship station of the Browns Radio Network. In addition to game broadcasts, other Browns-related programming is featured throughout the Clear Channel Network of stations as well. The radio network consists of more than 20 affiliates.

The talent lineup for the Cleveland Browns Radio Network Broadcast Team features WKYC Channel 3 Sports Anchor Jim Donovan as the play-by-play announcer, former Browns offensive tackle Doug Dieken as analyst and Jamir Howerton of www.ClevelandBrowns.com as sideline reporter. Clear Channel's Mike Snyder, co-host of WTAM's popular "Wills and Snyder in the Morning" (M-F, 5:00-9:00 a.m.), will handle the play-by-play for the four preseason contests.




JIM DONOVAN
Play-by-Play
Announcer



DOUG DIEKEN
Analyst



JAMIR HOWERTON
Sideline Reporter



MIKE SNYDER
Preseason Play-by-
Play Announcer

2011 BROWNS RADIO AFFILIATE LIST

CITY	CALL LETTERS	FREQUENCY	CITY	CALL LETTERS	FREQUENCY
Akron	WONE / WAKR	97.5 FM / 1590 AM	Kenton	WKTN	95.3 FM
Ashtabula	WFUN	970 AM	Lima	WWSR	93.1 FM
Bucyrus	WQEL	92.7 FM	Mansfield	WMAN	1400 AM
Cadiz	WC DK	106.3 FM	Marietta	WJAW	100.9 FM
Canton	WHBC	1480 AM	Marion	WMRN	1490 AM
Celina	WKKI	94.3 FM	Sandusky	WLEC	1450 AM
Chillicothe	WCHI	97.5 FM / 1350 AM	Toledo	WXKR	94.5 FM
Cleveland	WMMS / WTAM	100.7 FM / 1100 AM	Uhrichsville	WBTC	1540 AM
Columbus	WBWR	105.7 FM	Warren	WKBN / WNCD	93.3 FM / 570 AM
Dayton	WONE	980 AM	Wheeling	WKXX	1600 AM
Dover	WJER	1450 AM	Wooster	WQKT	104.5 FM
Fostoria	WFOB	1430 AM	Youngstown	WKBN / WNCD	93.3 FM / 570 AM

SUPER ACCOMPLISHMENTS

Browns wide receivers coach Mike Wilson is one of three wide receivers in NFL history who has appeared in four Super Bowls with the winning team. Wilson was a member of four Super Bowl championship teams with the San Francisco 49ers (XVI, XIX, XXIII, XXIV) during his 10-year playing career (1981-90). Wilson is joined by Lynn Swann and John Stallworth, who each won four Super Bowls as members of the Pittsburgh Steelers (IX, X, XIII, XIV).

CLEVELAND BROWNS 2011 RADIO/TELEVISION PROGRAMMING

Stay on top of all things Cleveland Browns during the 2011 season by tuning in to all Browns television and radio programming throughout the season. Whether on the radio with WMMS, WTAM or WKNR, or watching WKYC-TV or SportsTimeOhio, the Browns' official cable partner, fans will be able to get all the latest Browns and NFL news.

CLEVELAND BROWNS DAILY, DRIVEN BY LIBERTY FORD



This season, the Browns launched "Cleveland Browns Daily," a daily radio show devoted entirely to the team and the NFL. Anchored by veteran NFL journalist, author and radio host Vic Carucci, the show airs on ESPN 850 WKNR, Monday through Friday from 6:00 - 7:00 p.m., 52 weeks a year. In addition, the show is streamed live on www.ClevelandBrowns.com and www.espnclleveland.com.

The show offers fans comprehensive coverage and analysis of the Browns both on and off the field, as well as the NFL. Regular contributors to the show includes the voice of the Browns, Jim Donovan, radio analyst Doug Dieken and sideline reporter Jamir Howerton. Guests consist of members of the Browns front office, alumni and various personalities from the football industry.

BROWNS RADIO

THE CLEVELAND BROWNS RADIO NETWORK WRAP UP SHOW, DRIVEN BY LIBERTY FORD

Mondays - 7:00 - 8:00 p.m. on WTAM 1100 AM

WTAM's Mike Snyder hosts this weekly in-season program that features exclusive segments with Browns Head Coach Pat Shurmur. Each week, Snyder and Shurmur will discuss the previous day's game live from the team's training facility in Berea. The program also features interviews with Browns players and analysis from members of the Browns broadcast team.

CLEVELAND BROWNS HIGH SCHOOL FOOTBALL SHOW

Saturdays - 4:00 - 5:00 p.m. on WTAM 1100 AM

WTAM's Andre Knott and Nick Camino host this 14-week show that looks back at the week that was in Northeast Ohio High School Football, focusing on the Cleveland Browns High School Game of the Week. Regular appearances will also be made by Browns staffers Matt Florjancic and Matt Yunker.

CLEVELAND BROWNS RADIO NETWORK NORTHEAST OHIO FORD DEALERS PREGAME SHOW

Sundays (Preseason, In-season) - 90 minutes prior to kickoff on the Browns Radio Network (WTAM 1100 AM, WMMS 100.7)

WTAM's Mike Snyder and former Browns QB Mike Pagel host this weekly countdown to kick off that features exclusive interviews with Browns Head Coach Pat Shurmur and other members of the Browns, as well as members of the broadcast team.

CLEVELAND BROWNS RADIO NETWORK POSTGAME SHOW

Sundays (Preseason, In-season) - Immediately following the game on the Browns Radio Network (WTAM 1100 AM, WMMS 100.7)

WTAM's Andre Knott hosts this look at the Browns game that was, which includes "live sound" to live postgame press conferences, exclusive up-to-the-minute player interviews with Browns sideline reporter Jamir Howerton and timely postgame analysis from Jim Donovan and Doug Dieken.

BROWNS TELEVISION

THE BEREA REPORT

Mondays, Wednesdays, Fridays (In-season) on SportsTimeOhio

SportsTimeOhio delivers nightly reports from Berea, including exclusive one-on-one interviews, press conferences and highlights with analysis from local media.

SUNDAY STRATEGY

Thursdays (In-season) on SportsTimeOhio

Sunday strategy previews the Browns upcoming game with a four-person panel of experts.

MONDAY/THURSDAY REDZONE

Mondays/Thursdays (In-season) on SportsTimeOhio

The Redzone recaps the previous day's game with news updates and analysis, as well as fan phone calls.

PREGAME HUDDLE

Sundays (In-season) on WKYC-TV (NBC)

WKYC previews the Browns upcoming game with news updates and analysis.

BROWNS POSTGAME LIVE

Sundays (In-season) - Immediately following the game on SportsTimeOhio

The Browns postgame live includes live "look ins" at postgame press conferences and exclusive player interviews. Fans will also have the ability to have their voice heard through phone calls and Facebook questions.

BROWNS TONIGHT

Sundays (In-season) - 11:30 P.M. on WKYC-TV (NBC)

WKYC recaps the Browns game with news updates, player interviews and postgame analysis.

2011 NFL SCHEDULE

(All times eastern)

FIRST WEEKEND

THURSDAY, SEPTEMBER 8

New Orleans at Green Bay 8:30 p.m.

SUNDAY, SEPTEMBER 11

Pittsburgh at Baltimore 1:00 p.m.
 Atlanta at Chicago 1:00 p.m.
 Cincinnati at Cleveland 1:00 p.m.
 Indianapolis at Houston 1:00 p.m.
 Tennessee at Jacksonville 1:00 p.m.
 Buffalo at Kansas City 1:00 p.m.
 Philadelphia at St. Louis 1:00 p.m.
 Detroit at Tampa Bay 1:00 p.m.
 Carolina at Arizona 4:15 p.m.
 Minnesota at San Diego 4:15 p.m.
 Seattle at San Francisco 4:15 p.m.
 N.Y. Giants at Washington 4:15 p.m.
 Dallas at N.Y. Jets 8:20 p.m.

MONDAY, SEPTEMBER 12

New England at Miami 7:00 p.m.
 Oakland at Denver 10:15 p.m.

SECOND WEEKEND

SUNDAY, SEPTEMBER 18

Oakland at Buffalo 1:00 p.m.
 Green Bay at Carolina 1:00 p.m.
 Kansas City at Detroit 1:00 p.m.
 Cleveland at Indianapolis 1:00 p.m.
 Tampa Bay at Minnesota 1:00 p.m.
 Chicago at New Orleans 1:00 p.m.
 Jacksonville at N.Y. Jets 1:00 p.m.
 Seattle at Pittsburgh 1:00 p.m.
 Baltimore at Tennessee 1:00 p.m.
 Arizona at Washington 1:00 p.m.
 Dallas at San Francisco 4:05 p.m.
 Cincinnati at Denver 4:15 p.m.
 Houston at Miami 4:15 p.m.
 San Diego at New England 4:15 p.m.
 Philadelphia at Atlanta 8:20 p.m.

MONDAY, SEPTEMBER 19

St. Louis at N.Y. Giants 8:30 p.m.

THIRD WEEKEND

SUNDAY, SEPTEMBER 25

New England at Buffalo 1:00 p.m.
 Jacksonville at Carolina 1:00 p.m.
 San Francisco at Cincinnati 1:00 p.m.
 Miami at Cleveland 1:00 p.m.
 Detroit at Minnesota 1:00 p.m.
 Houston at New Orleans 1:00 p.m.
 N.Y. Giants at Philadelphia 1:00 p.m.
 Denver at Tennessee 1:00 p.m.
 N.Y. Jets at Oakland 4:05 p.m.
 Baltimore at St. Louis 4:05 p.m.
 Kansas City at San Diego 4:05 p.m.
 Green Bay at Chicago 4:15 p.m.
 Arizona at Seattle 4:15 p.m.
 Atlanta at Tampa Bay 4:15 p.m.
 Pittsburgh at Indianapolis 8:20 p.m.

MONDAY, SEPTEMBER 26

Washington at Dallas 8:30 p.m.

FOURTH WEEKEND

SUNDAY, OCTOBER 2

Carolina at Chicago 1:00 p.m.
 Buffalo at Cincinnati 1:00 p.m.
 Tennessee at Cleveland 1:00 p.m.
 Detroit at Dallas 1:00 p.m.
 Pittsburgh at Houston 1:00 p.m.
 New Orleans at Jacksonville 1:00 p.m.
 Minnesota at Kansas City 1:00 p.m.
 San Francisco at Philadelphia 1:00 p.m.
 Washington at St. Louis 1:00 p.m.
 N.Y. Giants at Arizona 4:05 p.m.
 Atlanta at Seattle 4:05 p.m.
 Denver at Green Bay 4:15 p.m.
 New England at Oakland 4:15 p.m.
 Miami at San Diego 4:15 p.m.
 N.Y. Jets at Baltimore 8:20 p.m.

MONDAY, OCTOBER 3

Indianapolis at Tampa Bay 8:30 p.m.

FIFTH WEEKEND

SUNDAY, OCTOBER 9

(Byes: Baltimore, Cleveland, Dallas, Miami, St. Louis, Washington)
 Philadelphia at Buffalo 1:00 p.m.
 New Orleans at Carolina 1:00 p.m.
 Oakland at Houston 1:00 p.m.
 Kansas City at Indianapolis 1:00 p.m.
 Cincinnati at Jacksonville 1:00 p.m.
 Arizona at Minnesota 1:00 p.m.
 Seattle at N.Y. Giants 1:00 p.m.
 Tennessee at Pittsburgh 1:00 p.m.
 Tampa Bay at San Francisco 4:05 p.m.
 San Diego at Denver 4:15 p.m.
 N.Y. Jets at New England 4:15 p.m.
 Green Bay at Atlanta 8:20 p.m.

MONDAY, OCTOBER 10

Chicago at Detroit 8:30 p.m.

SIXTH WEEKEND

SUNDAY, OCTOBER 16

(Byes: Arizona, Denver, Kansas City, San Diego, Seattle, Tennessee)
 Carolina at Atlanta 1:00 p.m.
 Indianapolis at Cincinnati 1:00 p.m.
 San Francisco at Detroit 1:00 p.m.
 St. Louis at Green Bay 1:00 p.m.
 Buffalo at N.Y. Giants 1:00 p.m.
 Jacksonville at Pittsburgh 1:00 p.m.
 Philadelphia at Washington 1:00 p.m.
 Houston at Baltimore 4:05 p.m.
 Cleveland at Oakland 4:05 p.m.
 Dallas at New England 4:15 p.m.
 New Orleans at Tampa Bay 4:15 p.m.
 Minnesota at Chicago 8:20 p.m.

MONDAY, OCTOBER 17

Miami at N.Y. Jets 8:30 p.m.

SEVENTH WEEKEND

SUNDAY, OCTOBER 23

(Byes: Buffalo, Cincinnati, New England, N.Y. Giants, Philadelphia, San Francisco)
 Washington at Carolina 1:00 p.m.
 Seattle at Cleveland 1:00 p.m.
 Atlanta at Detroit 1:00 p.m.

Denver at Miami	1:00 p.m.
San Diego at N.Y. Jets	1:00 p.m.
Chicago at Tampa Bay (London)	1:00 p.m.
Houston at Tennessee	1:00 p.m.
Pittsburgh at Arizona	4:05 p.m.
Kansas City at Oakland	4:05 p.m.
St. Louis at Dallas	4:15 p.m.
Green Bay at Minnesota	4:15 p.m.
Indianapolis at New Orleans	8:20 p.m.

MONDAY, OCTOBER 24

Baltimore at Jacksonville	8:30 p.m.
---------------------------	-----------

EIGHTH WEEKEND

SUNDAY, OCTOBER 30

(Byes: Atlanta, Chicago, Green Bay, N.Y. Jets, Oakland, Tampa Bay)

Arizona at Baltimore	1:00 p.m.
Minnesota at Carolina	1:00 p.m.
Jacksonville at Houston	1:00 p.m.
Miami at N.Y. Giants	1:00 p.m.
New Orleans at St. Louis	1:00 p.m.
Indianapolis at Tennessee	1:00 p.m.
Washington at Buffalo (Toronto)	4:05 p.m.
Detroit at Denver	4:05 p.m.
New England at Pittsburgh	4:15 p.m.
Cleveland at San Francisco	4:15 p.m.
Cincinnati at Seattle	4:15 p.m.
Dallas at Philadelphia	8:20 p.m.

MONDAY, OCTOBER 31

San Diego at Kansas City	8:30 p.m.
--------------------------	-----------

NINTH WEEKEND

SUNDAY, NOVEMBER 6

(Byes: Carolina, Detroit, Jacksonville, Minnesota)

N.Y. Jets at Buffalo	1:00 p.m.
Seattle at Dallas	1:00 p.m.
Cleveland at Houston	1:00 p.m.
Atlanta at Indianapolis	1:00 p.m.
Miami at Kansas City	1:00 p.m.
Tampa Bay at New Orleans	1:00 p.m.
San Francisco at Washington	1:00 p.m.
Denver at Oakland	4:05 p.m.
Cincinnati at Tennessee	4:05 p.m.
St. Louis at Arizona	4:15 p.m.
N.Y. Giants at New England	4:15 p.m.
Green Bay at San Diego	4:15 p.m.
Baltimore at Pittsburgh	8:20 p.m.

MONDAY, NOVEMBER 7

Chicago at Philadelphia	8:30 p.m.
-------------------------	-----------

TENTH WEEKEND

THURSDAY, NOVEMBER 10

Oakland at San Diego	8:20 p.m.
----------------------	-----------

SUNDAY, NOVEMBER 13

New Orleans at Atlanta	1:00 p.m.
Tennessee at Carolina	1:00 p.m.
Detroit at Chicago	1:00 p.m.
Pittsburgh at Cincinnati	1:00 p.m.
St. Louis at Cleveland	1:00 p.m.
Buffalo at Dallas	1:00 p.m.
Jacksonville at Indianapolis	1:00 p.m.
Denver at Kansas City	1:00 p.m.
Washington at Miami	1:00 p.m.
Arizona at Philadelphia	1:00 p.m.
Houston at Tampa Bay	1:00 p.m.
Baltimore at Seattle	4:05 p.m.

N.Y. Giants at San Francisco	4:15 p.m.
New England at N.Y. Jets *	8:20 p.m.

MONDAY, NOVEMBER 14

Minnesota at Green Bay	8:30 p.m.
------------------------	-----------

ELEVENTH WEEKEND

THURSDAY, NOVEMBER 17

(Byes: Houston, Indianapolis, New Orleans, Pittsburgh)

N.Y. Jets at Denver	8:20 p.m.
---------------------	-----------

SUNDAY, NOVEMBER 20

Tennessee at Atlanta	1:00 p.m.
Cincinnati at Baltimore	1:00 p.m.
Jacksonville at Cleveland	1:00 p.m.
Carolina at Detroit	1:00 p.m.
Tampa Bay at Green Bay	1:00 p.m.
Buffalo at Miami	1:00 p.m.
Oakland at Minnesota	1:00 p.m.
Dallas at Washington	1:00 p.m.
Seattle at St. Louis	4:05 p.m.
Arizona at San Francisco	4:05 p.m.
San Diego at Chicago	4:15 p.m.
Philadelphia at N.Y. Giants *	8:20 p.m.

MONDAY, NOVEMBER 21

Kansas City at New England	8:30 p.m.
----------------------------	-----------

TWELFTH WEEKEND

THURSDAY, NOVEMBER 24

Green Bay at Detroit	12:30 p.m.
Miami at Dallas	4:15 p.m.
San Francisco at Baltimore	8:20 p.m.

SUNDAY, NOVEMBER 27

Minnesota at Atlanta	1:00 p.m.
Cleveland at Cincinnati	1:00 p.m.
Carolina at Indianapolis	1:00 p.m.
Houston at Jacksonville	1:00 p.m.
Buffalo at N.Y. Jets	1:00 p.m.
Arizona at St. Louis	1:00 p.m.
Tampa Bay at Tennessee	1:00 p.m.
Chicago at Oakland	4:05 p.m.
Washington at Seattle	4:05 p.m.
New England at Philadelphia	4:15 p.m.
Denver at San Diego	4:15 p.m.
Pittsburgh at Kansas City *	8:20 p.m.

MONDAY, NOVEMBER 28

N.Y. Giants at New Orleans	8:30 p.m.
----------------------------	-----------

THIRTEENTH WEEKEND

THURSDAY, DECEMBER 1

Philadelphia at Seattle	8:20 p.m.
-------------------------	-----------

SUNDAY, DECEMBER 4

Tennessee at Buffalo	1:00 p.m.
Kansas City at Chicago	1:00 p.m.
Baltimore at Cleveland	1:00 p.m.
Atlanta at Houston	1:00 p.m.
Oakland at Miami	1:00 p.m.
Detroit at New Orleans	1:00 p.m.
Cincinnati at Pittsburgh	1:00 p.m.
Carolina at Tampa Bay	1:00 p.m.
N.Y. Jets at Washington	1:00 p.m.
Denver at Minnesota	4:05 p.m.
Dallas at Arizona	4:15 p.m.
Green Bay at N.Y. Giants	4:15 p.m.
St. Louis at San Francisco	4:15 p.m.

Indianapolis at New England * 8:20 p.m.

MONDAY, DECEMBER 5

San Diego at Jacksonville 8:30 p.m.

FOURTEENTH WEEKEND

THURSDAY, DECEMBER 8

Cleveland at Pittsburgh 8:20 p.m.

SUNDAY, DECEMBER 11

Indianapolis at Baltimore 1:00 p.m.

Atlanta at Carolina 1:00 p.m.

Houston at Cincinnati 1:00 p.m.

Minnesota at Detroit 1:00 p.m.

Oakland at Green Bay 1:00 p.m.

Tampa Bay at Jacksonville 1:00 p.m.

Philadelphia at Miami 1:00 p.m.

Kansas City at N.Y. Jets 1:00 p.m.

New Orleans at Tennessee 1:00 p.m.

New England at Washington 1:00 p.m.

San Francisco at Arizona 4:05 p.m.

Chicago at Denver 4:05 p.m.

Buffalo at San Diego 4:15 p.m.

N.Y. Giants at Dallas * 8:20 p.m.

MONDAY, DECEMBER 12

St. Louis at Seattle 8:30 p.m.

FIFTEENTH WEEKEND

THURSDAY, DECEMBER 15

Jacksonville at Atlanta 8:20 p.m.

SATURDAY, DECEMBER 17

Dallas at Tampa Bay 8:20 p.m.

SUNDAY, DECEMBER 18

Miami at Buffalo 1:00 p.m.

Seattle at Chicago 1:00 p.m.

Carolina at Houston 1:00 p.m.

Tennessee at Indianapolis 1:00 p.m.

Green Bay at Kansas City 1:00 p.m.

New Orleans at Minnesota 1:00 p.m.

Washington at N.Y. Giants 1:00 p.m.

Cincinnati at St. Louis 1:00 p.m.

Detroit at Oakland 4:05 p.m.

Cleveland at Arizona 4:15 p.m.

New England at Denver 4:15 p.m.

N.Y. Jets at Philadelphia 4:15 p.m.

Baltimore at San Diego * 8:20 p.m.

MONDAY, DECEMBER 19

Pittsburgh at San Francisco 8:30 p.m.

*Sunday night games in Weeks 10-15 subject to change.

SIXTEENTH WEEKEND

THURSDAY, DECEMBER 22

Houston at Indianapolis 8:20 p.m.

SATURDAY, DECEMBER 24

Cleveland at Baltimore 1:00 p.m.

Denver at Buffalo 1:00 p.m.

Tampa Bay at Carolina 1:00 p.m.

Arizona at Cincinnati 1:00 p.m.

Oakland at Kansas City 1:00 p.m.

Miami at New England 1:00 p.m.

N.Y. Giants at N.Y. Jets 1:00 p.m.

St. Louis at Pittsburgh 1:00 p.m.

Jacksonville at Tennessee 1:00 p.m.

Minnesota at Washington 1:00 p.m.

San Diego at Detroit 4:05 p.m.

Philadelphia at Dallas 4:15 p.m.

San Francisco at Seattle 4:15 p.m.

SUNDAY, DECEMBER 25

Chicago at Green Bay 8:20 p.m.

MONDAY, DECEMBER 26

Atlanta at New Orleans 8:30 p.m.

SEVENTEENTH WEEKEND

SUNDAY, JANUARY 1

Tampa Bay at Atlanta 1:00 p.m.

Baltimore at Cincinnati 1:00 p.m.

Pittsburgh at Cleveland 1:00 p.m.

Detroit at Green Bay 1:00 p.m.

Tennessee at Houston 1:00 p.m.

Indianapolis at Jacksonville 1:00 p.m.

N.Y. Jets at Miami 1:00 p.m.

Chicago at Minnesota 1:00 p.m.

Buffalo at New England 1:00 p.m.

Carolina at New Orleans 1:00 p.m.

Dallas at N.Y. Giants 1:00 p.m.

Washington at Philadelphia 1:00 p.m.

San Francisco at St. Louis 1:00 p.m.

Seattle at Arizona 4:15 p.m.

Kansas City at Denver 4:15 p.m.

San Diego at Oakland 4:15 p.m.

*Sunday night game in Week 17 TBD

PRO BOWL JOE

Browns offensive lineman Joe Thomas is one of 19 Browns to earn Pro Bowl honors four or more times and just one of five Browns' offensive linemen (Lou Groza 1951-56, Abe Gibron 1953-56, Dick Schafrath 1964-69, Gene Hickerson 1966-71) to earn four or more consecutive trips. The last Browns player to be named to four consecutive Pro Bowls was cornerback Frank Minnifield, who earned the honor for the 1987-90 Pro Bowls.

The NFL is online to provide fans and media quick and easy access to all the latest professional football information.

NFL.COM — (<http://NFL.com>)

NFL.com, the league's year-round home page on the Internet, enters its 15th season in cyberspace. The site provides NFL information during the regular season, postseason, and offseason, including:

NEWS/STATS: Up-to-the-minute NFL news, plus game previews, injury reports, and player and team stats.

GAMEDAY COVERAGE: Live game coverage with play-by-play, scores, and statistics, including graphical drive charts and comprehensive scoreboard that reloads automatically with the latest information.

VIDEO HIGHLIGHTS: The site showcases NFL Films video highlights of the previous week's games as well as upcoming matchups. Video also supports feature stories and team highlight clips from every game last season. In addition, exclusive NFL Network programming is featured as well as original video content.

TEAM AREAS: Customized areas for all 32 clubs, featuring updated rosters, depth charts, and all the latest team news.

SUPERBOWL.COM — (<http://SuperBowl.com>)

Look for SuperBowl.com in late December for complete coverage of the playoffs and Super Bowl XLVI. The multimedia site follows all postseason action and features audio and video clips of past Super Bowls. During the week leading up to Super Bowl XLVI, the site will go "live" from Indianapolis, providing coverage of events, press conferences, and chats with Super Bowl players and coaches. On Super Bowl Sunday, SuperBowl.com will showcase a live Internet cybercast, complete with online commentators calling the action. The site also features digital photos from the game, live public address audio and press box announcements, and live audio from foreign broadcasts.

NFL.COM/ESPAÑOL POWERED BY UNIVISION.COM — (<http://NFL.COM/ESPAÑOL>)

The official Spanish-language site of the NFL provides in depth information on teams and players, and offers highlights of every NFL game in Spanish. The site includes Hispanic player diaries, live radio broadcasts, up-to-date stats, fantasy football, and more.

NFLMEDIA.COM — (<http://NFLmedia.com>)

This media-only website features news items, league and team releases, team media guides, NFL publications, game books, player and coaches headshots, officiating videos, transcripts, credential applications, Spanish-language releases, and other NFL information. A first-time registration is required.

NFLHEALTHANDSAFETY.COM — (<http://nflhealthandsafety.com>)

NFLHEALTHANDSAFETY.com outlines the ways the NFL is addressing player health and safety issues. The site houses information on the partnerships, programs and initiatives the NFL supports to protect the health of current and former NFL players and to promote safe play and healthy lifestyles at all levels of football and other sports.

The site provides information to promote health and safety at all playing levels, including partnerships with USA Football and the Centers for Disease Control and Prevention.

NFLFLAG.COM — (<http://nflflag.com>)

NFLFLAG.com focuses on the NFL FLAG Program, which is also part of NFL PLAY 60. Boys and girls ages 5-17 nationwide have the opportunity to display their skills in a non-contact environment by playing against their peers in five-on-five flag football games. Our website is a resource for league organizers, coaches, parents and youth organizations who want to start or find a local NFL FLAG league in their area as well as promote a positive experience for their youth participants.

NFLRUSH.COM — (<http://www.NFLRUSH.com>)

NFLRUSH.com, which is targeted to kids 6-15, is the official kids' website of the National Football League, offering unique customizable content, games, fantasy football for kids, contests, videos, fun daily features on NFL players and information on the NFL's Youth Football programs. NFLRUSH.com also features fun and interactive fitness information as part of the NFL PLAY 60 campaign, which encourages kids to be active for 60 minutes a day. The NFLRUSH ZONE, a role playing game on NFLRUSH.com, is an immersive virtual world where kids are able to create avatars, join their favorite team, play games, chat, watch the *RUSH ZONE: Guardians of the Core* animated series and compete with friends in safe and fun environment.

USAFOOTBALL.COM — (<http://usafootball.com>)

USA Football is an independent, non-profit organization which is leading the growth and development of youth, high school and international amateur football. USA Football helps youth and amateur football organizations keep the sport fun, safe, and accessible by offering resources focused on coaching education, league enhancement, officiating development and health and safety awareness. The organization also serves as the designated United States representatives to the International Federation of American Football. Based Indianapolis, USA Football was endowed by the NFL and NFLPA in 2002.

JOINTHETEAM.COM — (<http://JoinTheTeam.com>)

JoinTheTeam.com is the official website dedicated to the off-the field community service initiatives of the NFL and the 32 member clubs. The site provides news, information, and history of the NFL's philanthropic endeavors and serves as a useful tool for individuals in search of community service opportunities. While the NFL's philanthropic endeavors span a wide range of topics, its three primary service themes include: reversing childhood obesity trends (NFL PLAY 60), the global fight against breast cancer (A Crucial Catch), and honoring the men and women of the US armed forces (United Service Organizations). The NFL also takes pride in recognizing its active and former athletes and their philanthropic efforts through the annual presentations of the Walter Payton NFL Man of the Year and NFL Teacher of the Year awards.

PROFOOTBALLHOF.COM — (<http://profootballhof.com>)

Profootballhof.com is the official site of the Pro Football Hall of Fame in Canton, Ohio. In addition to a complete visitor's guide to the Hall, the site features bios, stories and Q & A's with Hall of Fame inductees, a detailed archive of football history, and information on appearances by members of the Hall.

NFL TIE-BREAKING PROCEDURES

The following procedures will be used to break standings ties for postseason playoffs and to determine regular-season schedules.

Note: Tie games count as one-half win and one-half loss for both clubs.

TO BREAK A TIE WITHIN A DIVISION

If, at the end of the regular season, two or more clubs in the same division finish with the best won-lost-tied percentage, the following steps will be taken until a champion is determined:

TWO CLUBS

1. Head-to-head (best won-lost-tied percentage in games between the clubs.)
2. Best won-lost-tied percentage in games played within the division.
3. Best won-lost-tied percentage in common games.
4. Best won-lost-tied percentage in games played within the conference.
5. Strength of victory in all games.
6. Strength of schedule in all games.
7. Best combined ranking among conference teams in points scored and points allowed in all games.
8. Best combined ranking among all teams in points scored and points allowed in all games.
9. Best net points in common games.
10. Best net points in all games.
11. Best net touchdowns in all games.
12. Coin toss.

THREE OR MORE CLUBS

(Note: If two clubs remain tied after one or more clubs are eliminated during any step, tie-breaker re-starts at Step One of two-club format. If three clubs remain tied after a fourth club is eliminated during any step, tie-breaker re-starts at Step One of three-club format.)

1. Head-to-head (best won-lost-tied percentage in games among the clubs.)
2. Best won-lost-tied percentage in games played within the division.
3. Best won-lost-tied percentage in common games.
4. Best won-lost-tied percentage in games played within the conference.
5. Strength of victory in all games.
6. Strength of schedule in all games.
7. Best combined ranking among conference teams in points scored and points allowed in all games.
8. Best combined ranking among all teams in points scored and points allowed in all games.
9. Best net points in common games.
10. Best net points in all games.
11. Best net touchdowns in all games.
12. Coin toss.

TO BREAK A TIE FOR THE WILD-CARD TEAM

If necessary to break ties to determine the two Wild Card clubs from each conference, the following steps will be taken:

- A. If all the tied clubs are from the same division, apply division tie-breaker.
- B. If the tied clubs are from different divisions, apply the following steps:

TWO CLUBS

1. Head-to-head, if applicable.
2. Best won-lost-tied percentage in the games played within the conference.
3. Best won-lost-tied percentage in common games, minimum of four.
4. Strength of victory in all games.
5. Strength of schedule in all games.
6. Best combined ranking among conference teams in points scored and points allowed in all games.
7. Best combined ranking among all teams in points scored and points allowed in all games.
8. Best net points in conference games.
9. Best net points in all games.
10. Best net touchdowns in all games.
11. Coin toss.

THREE OR MORE CLUBS

1. Apply division tie-breaker to eliminate all but highest ranked club in each division prior to proceeding to step two. The original seeding within a division upon application of the division tie-breaker remains the same for all subsequent applications of the procedure that are necessary to identify the two Wild Card participants.
2. Head-to-head sweep (apply only if one has defeated each of the others or one club has lost to each of the others.)
3. Best won-lost-tied percentage in games played within the conference.
4. Best won-lost-tied percentage in common games, minimum of four.
5. Strength of victory in all games.
6. Strength of schedule in all games.
7. Best combined ranking among conference teams in points scored and points allowed in all games.
8. Best combined ranking among all teams in points scored and points allowed in all games.
9. Best net points in conference games.
10. Best net points in all games.
11. Best net touchdowns in all games.
12. Coin toss.

When the first Wild Card Team has been identified, the procedure is repeated to name the second Wild Card (i.e., eliminate all but the highest ranked club in each division prior to proceeding to step two). In situations where three teams from the same division are involved in the procedure, the original seeding of the teams remains the same for subsequent applications of the tie-breaker if the top-ranked team in that division qualifies for a Wild Card berth.

OTHER TIE-BREAKING PROCEDURES

1. Only one club advances to the playoffs in any tie-breaking step. Remaining tied clubs revert to the first step of the applicable division or Wild Card tie-breakers. As an example, if two clubs remain tied in any tie-breaker step after all other clubs have been eliminated, the procedure reverts to Step 1 of the two-club format to determine the winner. When one club wins the tie-breaker, all other clubs revert to Step 1 of the applicable two-club or three-club format.
2. In comparing records against common opponents among tied teams, the best won-lost-tied percentage is the deciding factor since teams may have played an unequal number of games.
3. To determine home-field priority among division-titlists, apply Wild Card tie-breakers.
4. To determine home-field priority for Wild Card qualifiers, apply division tie-breakers (if teams are from the same division) or Wild Card tie-breakers (if teams are from different divisions).
5. To determine the best combined ranking among conference teams in points scored and points allowed, add a team's position in the two categories, and the lowest score wins. For example, if Team A is first in points scored and second in points allowed, its combined ranking is "3." If Team B is third in points scored and first in points allowed, its combined ranking is "4." Team A then wins the tiebreaker. If two teams are tied for a position, both teams are awarded the ranking as if they held it solely. For example, if Team A and Team B are tied for first in points scored, each team is assigned a ranking of "1" in that category, and if Team C is third, its ranking will still be "3."

TIE-BREAKING PROCEDURE FOR SELECTION MEETING

1. Clubs not participating in the playoffs shall select in the first through 20th positions in reverse standings order.
2. The Super Bowl winner is last and Super Bowl loser is next-to-last.
3. The losers of the Conference Championship games shall select 29th and 30th based on won-lost-tied percentage.
4. The losers of the Divisional playoff games shall select 25th through 28th based on won-lost-tied percentage.
5. The losers of the Wild Card games shall select 21st through 24th based on won-lost-tied percentage.

If ties exist in any grouping except (2) above, such ties shall be broken by strength-of-schedule. If any ties cannot be broken by strength-of-schedule, the divisional or conference tie-breakers, if applicable, shall be applied. Any ties that still exist shall be broken by a coin flip.

NFL INSTANT REPLAY

The NFL uses a system of Referee Replay Review to aid officiating.

Prior to the two-minute warning of each half, a Coaches' Challenge System will be in effect, except for plays when the on-field ruling results in a score for either team. After the two-minute warning, throughout any overtime period, and after all scoring plays, a Referee Review will be initiated by a Replay Official from a Replay Booth.

The following procedures will be used:

Reviews by Referee: All Replay Reviews will be conducted by the Referee on a field-level monitor after consultation with the other covering official(s), prior to review. A decision will be reversed only when the Referee has indisputable visual evidence available to him that warrants the change.

Coaches' Challenge: In each game, a team will be permitted two challenges that will initiate Referee Replay reviews, except for scoring plays, after the two-minute warning of each half, and throughout any overtime period. Each challenge will require the use of a team time out. If a challenge is upheld, the time out will be restored to the challenging team. If both challenges are upheld, a third challenge will be awarded to the challenging team. No challenges will be recognized from a team that has exhausted its time outs.

Replay Official's Request for Review: After the two-minute warning of each half, throughout any overtime period, and after all scoring plays, any review will be initiated by a Replay Official. There is no limit to the number of reviews that may be initiated by the Replay Official. His ability to initiate a review will be unrelated to the number of time outs that either team has remaining, and no time out will be charged for any review initiated by the Replay Official.

Time Limit: Each review will be a maximum of 60 seconds in length, timed from when the Referee begins his review of the replay at the field-level monitor.

Reviewable Plays: The Replay System will cover the following play situations only:

A) Plays Governed by Sideline, Goal Line, End Zone, End Line, and Goal Posts:

1. Scoring plays, including a runner breaking the plane of the goal line.
2. Pass complete/incomplete/intercepted at sideline, goal line, end zone, and end line.
3. Runner/receiver in or out of bounds.
4. Recovery of loose ball in or out of bounds.

B) Passing Plays:

1. Pass ruled complete/incomplete/intercepted in the field of play.
2. Touching of a forward pass by an ineligible receiver.
3. Touching of a forward pass by a defensive player.
4. Quarterback (Passer) forward pass or fumble.
5. Illegal forward pass beyond line of scrimmage.
6. Illegal forward pass after change of possession.
7. Forward or backward pass thrown from behind line of scrimmage.

C) Other Reviewable Plays:

1. Runner ruled not down by defensive contact.
2. Runner ruled down by defensive contact and there is a recovery by defense.
3. Forward progress with respect to first down.
4. Touching of a kick.
5. Number of players on the field.
6. Recovery of loose ball in the field of play, including those ruled to have hit sideline.
7. A field goal or try attempt when it is lower than the top of the uprights.
8. Illegal forward handoff.

INSTANT REPLAY HISTORY

From 1986-1991, a limited system of Instant Replay was used on a year-by-year basis. Replay also was experimented with during the 1996 and 1998 preseasons. For the 1999 season, the NFL introduced a system of Referee Replay Review to aid officiating. That system was extended on a one-year basis for the 2000 season and then approved for the next three years through 2003. The system was extended on a five-year basis in March 2004 and was later installed permanently in March 2007.

Following are the results of the different systems:

REGULAR SEASON, 1986-1991

Year	Games	Plays Closely		Reversals
		Reviewed		
1986	224	374		38
1987	210	490		57
1988	224	537		53
1989	224	492		65
1990	224	504		73
1991	224	570		90
TOTAL	1,330	2,967		376

PRESEASON, 1996, 1998

Year	Games	Challenges	Reversals
1996	10	13	3
1998	10	10	3
TOTAL	20	23	6

REGULAR SEASON, 1999-2010

Year	Total Replay			
	Games	Reviews	Challenges	Reversals
1999	248	195	133	57
2000	248	247	179	84
2001	248	258	191	89
2002	256	294	208	94
2003	256	255	184	66
2004	256	283	233	88
2005	256	295	223	92
2006	256	311	237	107
2007	256	327	250	122
2008	256	315	229	117
2009	256	328	228	126
2010	256	361	252	133
TOTAL	3,048	3,469	2,547	1,175

APPROACHING THE CENTURY MARK

Three Browns are approaching 100 career regular season games played in the 2011 season. Defensive back Mike Adams (98 games played), wide receiver Joshua Cribbs (92 games played) and tight end Benjamin Watson (87 games played) all hope to join to century club during the year.

OFFICIAL SIGNALS



1
TOUCHDOWN, FIELD GOAL, or SUCCESSFUL TRY
Both arms extended above head.



2
SAFETY
Palms together above head.



3
FIRST DOWN
Arm pointed toward defensive team's goal.



4
DEAD BALL or NEUTRAL ZONE ESTABLISHED
One arm above head with an open hand, with fist closed: **Fourth Down.**



5
BALL ILLEGALLY TOUCHED, KICKED, or BATTED
Fingertips tap both shoulders.



6
TIME OUT
Hands crisscrossed above head. Same signal followed by placing one hand on top of cap: **Referee's Time Out.** Same signal followed by arm swung at side: **Touchback.**



7
NO TIME OUT or TIME IN WITH WHISTLE
Full arm circled to simulate moving clock.



8
DELAY OF GAME or EXCESS TIME OUT
Folded arms.



9
FALSE START, ILLEGAL FORMATION, or KICKOFF or SAFETY KICK OUT OF BOUNDS or KICKING TEAM PLAYER VOLUNTARILY OUT OF BOUNDS DURING A PUNT
Forearms rotated over and over in front of body.



10
PERSONAL FOUL
One wrist striking the other above head. Same signal followed by swinging leg: **Roughing the Kicker.** Same signal followed by raised arm swinging forward: **Roughing the Passer.** Same signal followed by grasping facemask: **Major Facemask.**



11
HOLDING
Grasping one wrist, the fist clenched, in front of chest.



12
ILLEGAL USE OF HANDS, ARMS, or BODY
Grasping one wrist, the hand open and facing forward, in front of chest.



13
PENALTY REFUSED, INCOMPLETE PASS, PLAY OVER, or MISSED FIELD GOAL or EXTRA POINT
Hands shifted in horizontal plane.



14
PASS JUGGLED IN BOUNDS AND CAUGHT OUT OF BOUNDS
Hands up and down in front of chest (following incomplete pass signal).



15
ILLEGAL FORWARD PASS
One hand waved behind back followed by loss of down signal (23), when appropriate.



16
INTENTIONAL GROUNDING OF PASS
Parallel arms waved in a diagonal plane across body. Followed by loss of down signal (23).



17
INTERFERENCE WITH FORWARD PASS or FAIR CATCH
Hands open and extended forward from shoulders with hands vertical.



18
INVALID FAIR-CATCH SIGNAL
One hand waved above head.

OFFICIAL SIGNALS



19
INELIGIBLE RECEIVER
or INELIGIBLE
MEMBER OF KICKING TEAM
DOWNFIELD
 Right hand touching top of cap.



20
ILLEGAL CONTACT
 One open hand extended forward.



21
OFFSIDE, ENCROACHMENT, or
NEUTRAL ZONE INFRACTION
 Hands on hips.



22
ILLEGAL MOTION AT SNAP
 Horizontal arc with one hand.




23
LOSS OF DOWN
 Both hands held behind head.



24
INTERLOCKING
INTERFERENCE, PUSHING, or
HELPING RUNNER
 Pushing movement of hands to front with arms downward.



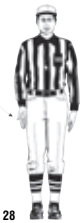
25
TOUCHING A FORWARD
PASS or SCRIMPAGE KICK
 Diagonal motion of one hand across another.



26
UNSPORTSMANLIKE
CONDUCT
 Arms outstretched, palms down.



27
ILLEGAL CUT
 Hand striking front of thigh.
ILLEGAL BLOCK BELOW THE WAIST
 One hand striking front of thigh preceded by personal-foul signal (10).
CHOP BLOCK
 Both hands striking side of thighs preceded by personal-foul signal (10).
CLIPPING
 One hand striking back of calf preceded by personal-foul signal (10).



28
ILLEGAL CRACKBACK
 Strike of an open right hand against the right mid-thigh preceded by personal-foul signal (10).



29
PLAYER DISQUALIFIED
 Ejection signal.



30
TRIPPING
 Repeated action of right foot in back of left heel.



31
UNCATCHABLE
FORWARD PASS
 Palm of right hand held parallel to ground above head and moved back and forth.



32
TWELVE MEN IN OFFENSIVE HUDDLE
or TOO MANY MEN
ON THE FIELD
 Both hands on top of head.



33
FACEMASK
 Grasping facemask with one hand.



34
ILLEGAL SHIFT
 Horizontal arcs with two hands.



35
RESET PLAY CLOCK-
25 SECONDS
 Pump one arm vertically.



36
RESET PLAY CLOCK-
40 SECONDS
 Pump two arms vertically.

NFL Network provides fans with a network to call their own. Seven days a week, 24 hours a day, 365 days a year, fans turn to NFL Network to receive information and insight straight from the field, team headquarters, league offices and everywhere the NFL is making news.

NFL Network gives fans unprecedented year-round inside access to all NFL events, including the Super Bowl, Playoffs, regular season, preseason, Pro Bowl, Pro Football Hall of Fame induction weekend, NFL Draft, Scouting Combine, Senior Bowl, league meetings, minicamps and training camps.

KEY PROGRAMMING

EXCLUSIVE LIVE PRIMETIME GAMES

NFL Network's eight-game, regular-season Thursday Night primetime schedule kicks off in high definition on November 10. Each game, at 8:00 PM ET, will be preceded by a two-hour pregame show and followed by a live post-game show.

NFL TOTAL ACCESS

NFL Network's signature show is the football show of record. NFL Total Access is uniquely structured to see the game through the participants' eyes, airing at 7:00 PM ET Monday through Saturday. Covering all 32 teams, NFL Total Access features interviews with players, coaches and other key league personnel. Using "Team Cams" at every facility, NFL Total Access has the ability to go live to any NFL team headquarters at any time.

In addition, NFL Network is the only place on television for fans to view NFL games outside their initial live airings. From original broadcast versions of past Super Bowls, in-week replays of current games, original network telecasts of classic NFL regular season and postseason games, to every preseason game, and regular season Thursday Night Football games — NFL Network is truly the year-round destination for football fans.

NFL GAMEDAY MORNING

The Emmy-nominated NFL GameDay Morning is the first NFL pregame show on the air Sundays at 9:00 AM ET during the regular season and playoffs, providing fans with the earliest news and notes as well as live reports from around the league.

NFL GAMEDAY SCOREBOARD

After Sunday's early games conclude, NFL GameDay Scoreboard takes viewers around the league for post-game press conferences and game highlights. NFL GameDay Scoreboard airs at 4:00 PM ET on Sundays and continues through the Sunday afternoon games.

NFL GAMEDAY HIGHLIGHTS

Following the late afternoon games, NFL GameDay Highlights analyzes Deion Sanders and Steve Mariucci join host Rich Eisen to analyze the events of the day. Includes highlights from all completed games, insider commentary, on-field interviews and postgame press conferences.

NFL GAMEDAY FINAL

After each Sunday's final game, the 90-minute NFL GameDay Final delivers comprehensive coverage of the day's action. Host Fran Charles is joined by Steve Mariucci, Deion Sanders and Michael Irvin. NFL GameDay Final kicks off at 11:30 PM ET and features highlights, post-game press conferences, on-field interviews, analysis and more in wrapping up each NFL Sunday.

NFL REPLAY

NFL games will be re-aired with the original television announcers and cameras. This offering features the most exciting games each week in an abbreviated format (eliminating halftime and other non-critical elements). Enhancements to each broadcast include additional camera angles, sideline sound and post-game interviews. In addition, NFL Replay Real-Time gives fans a unique minute-by-minute look at what happened in the previous afternoon's games as they unfolded in real time.

PLAYBOOK

NFL Network uses the "all 22" game film watched each week by coaches and players to present football's ultimate chalkboard show. Playbook, produced at NFL Films, offers 60-minute strategy sessions with NFL Network analysts, who focus on each week's key matchups and discuss technique and game planning with coaches and players.

THE TOP 100: PLAYERS OF 2011

The Top 100: Players of 2011 is a new annual series airing every offseason on NFL Network. Current players vote for their peers to compile a list of the top 100 playmakers today, counting down from 100 to 1. With 10 players featured in each episode, each player on the list is saluted by an individual close to the subject, from a coach to a rival on the field.

AMERICA'S GAME

The Sports Emmy-winning original series continues its profiles of Super Bowl champions with the 2010 Green Bay Packers.

NFL'S TOP 10

Putting a fresh twist on the countdown genre, NFL's Top 10 is a fast-paced series that provides an irreverent look at some of the most intriguing subjects in the NFL, creating and debating a top ten list for each category. Each 60-minute episode counts down from No. 10 to the top ranking in each category.

SOUND FX

The sounds of the game that only NFL Films can capture — with Exclusive on-field and sideline microphone access — will be featured on the Emmy award-winning Sound FX.

PRESEASON GAMES

NFL Network is the only place on television where fans can view all 65 NFL preseason games in high-definition, including encores of the 11 live national preseason telecasts.

WHAT TO LOOK FOR IN 2011

There are various Browns milestones to watch for in 2011. Here are just a few:

- The Browns need 12 wins to reach 450 NFL regular season victories in franchise history.
- Defensive back **Sheldon Brown** enters 2011 having played in 144 consecutive contests. During his NFL tenure, he has also recorded at least one interception in each of his nine seasons.
- **Joshua Cribbs** currently ranks eighth on the NFL's all-time kickoff return yards list with 7,863. With 97 kickoff return yards he will surpass Desmond Howard (7,959) for seventh and with 1,248 more he would move past Michael Bates (9,110) for sixth.
- Cribbs also ranks 10th on the NFL's all-time total punt/kickoff return yards list with 9,172. With 95 more, he would overtake Eric Metcalf (9,266) for ninth, with 103 he would surpass Dave Meggett (9,274) for eighth and with 433 he would move past Kevin Williams (9,604) for seventh.
- Kicker **Phil Dawson**, who ranks third on the Browns' all-time list with 1,063 career points, needs 18 to pass Don Cockroft and move into second. If he leads the club in scoring in 2011, it would mark the 11th

straight season that he has done so.

- Defensive back **Joe Haden** led the Browns with six interceptions in 2010. If he leads the club in this category again this season, he would become the first Brown to lead the team in consecutive seasons since Earl Little accomplished the feat in 2002 and 2003.
- If running back **Peyton Hillis** rushes for 1,000 yards this season, he would become the sixth Brown to reach this mark in consecutive seasons, joining Jim Brown, Leroy Kelly, Greg Pruitt, Mike Pruitt and Jamal Lewis. If Hillis records 10 or more rushing touchdowns this year, he would become just the third Brown to compile two or more seasons with at least 10 rushing scores, joining Jim Brown (5) and Leroy Kelly (4).
- Offensive lineman **Joe Thomas** enters the 2011 campaign having played and started in each of the first 64 games of his career. Having been selected to the Pro Bowl in each of his first four seasons, if he garners the honor this year, he would become the 11th Brown to earn the honor five or more times and the sixth offensive lineman.



CLEVELANDBROWNS.COM

Your source for all things Browns:

News

Exclusive video and audio content

Browns programming

Ticket information

And more

IT'S ALWAYS FOOTBALL SEASON



Let's Move It!

To a healthier Cleveland.



Cleveland Clinic has partnered

with the Cleveland Browns

to make wellness exciting...

and rewarding!

Stop by LetsMoveIt.org for

information and motivation on how

we can all make Cleveland a little

bit healthier every day.

LetsMoveIt.org



Cleveland Clinic

Every life deserves world class care.

Same-day appointments available at Cleveland Clinic.

Call 1.800.274.2009.

Ticket Giveaways • Wellness Tips • Let's Move It! App