

# 76★COWBOYS



## FINGERTIP INFORMATION

OFFICE ADDRESS — 6116 North Central Expressway • Dallas, Texas 75206

OFFICE TELEPHONE — 214/369-8000

HOME FIELD — Texas Stadium (Capacity: 65,101)

COLORS — Royal Blue, Metallic Blue and White

### TICKET INFORMATION

Reserved Seats — \$10.00 and \$6.00

### COWBOYS TICKET OUTLETS

**DALLAS** — ALL MAJOR SEARS STORES (DALLAS-FORT WORTH AREA), COWBOYS  
TICKET OFFICE, 6116 N. Central Expressway.

**FORT WORTH** — CENTRAL TICKET AGENCY.

## INDEX

### COWBOYS

Attendance Records .....	96
Big Days .....	98
Coaches .....	4-10
Directory .....	2
Draft List (1961-1976) .....	48-51
Halftime Activities, 1976 .....	108
Historical Highlights .....	104-107
Honors .....	54-55
How Cowboys Were Built .....	43
Last Time .....	99
Longest Plays .....	97
Management .....	3
NFC Championship .....	78
NFC Playoff .....	77
Opponents, 1976 .....	60-69
Players	
Biographies, Rookies .....	44-47
Biographies, Veterans .....	12-43
Honor Roll by Colleges .....	53
Roster, All-Time .....	52
Roster, 1976 .....	Centerspread

Pre-Season Results, All-Time .....	103
Radio .....	35
Records .....	88-96
Results, All-Time .....	100-102
Results	
(1975 Game-by-Game Review) .....	70-75
Road Itinerary .....	58
Schedule, 1976 .....	1
Statistical History .....	84
Statistical Leaders, All-Time .....	82-83
Statistical Leaders, By Years .....	85-87
Statistics, 1975 .....	76
Super Bowl X .....	79

### NATIONAL FOOTBALL LEAGUE

All-League Team, 1975 .....	55
Post-Season Games, 1933-1975 .....	109
Schedule, 1976 .....	Back Cover
Standings, 1975 .....	80
Statistical Leaders, 1975 .....	110-111

## PHONE NUMBERS

Bears .....	(312) 663-5100	Cowboys .....	(214) 369-8000	Oilers .....	(713) 797-9111
Bengals .....	(513) 621-3550	Dolphins .....	(305) 379-1851	Packers .....	(414) 494-2351
Bills .....	(716) 648-1800	Eagles .....	(215) 463-2500	Patriots .....	(617) 543-7911
Broncos .....	(303) 623-8778	Falcons .....	(404) 688-8684	Raiders .....	(415) 562-5900
Browns .....	(216) 696-5555	Forty-Niners .....	(415) 771-1149	Rams .....	(213) 277-4700
Buccaneers .....	(813) 870-2700	Giants .....	(212) 582-2010	Redskins .....	(703) 471-9100
Cardinals .....	(314) 421-0777	Jets .....	(212) 421-6600	Saints .....	(504) 524-1421
Chargers .....	(714) 280-2111	League Off. .....	(212) 758-1500	Seahawks .....	(206) 285-0618
Chiefs .....	(816) 924-9300	Lions .....	(313) 335-4131	Steelers .....	(412) 323-1200
Colts .....	(301) 667-4400			Vikings .....	(612) 920-4805

Note to Media: The "Dial-a-Cowboy" number is 214/369-4081. Dial that number any time of the day or night for a taped interview with a Dallas player or coach.



More publications available at:

[www.retroseasons.com/library/](http://www.retroseasons.com/library/)

# 1976 Schedule

## PRE-SEASON GAMES

DATE	OPPONENT, SITE	LOCAL TIME (DALLAS)
Sat., July 31	Oakland Raiders at Oakland.....	6:00 p.m. (8 p.m.)
Sat., Aug. 7	Los Angeles Rams at Los Angeles.....	7:00 p.m. (9 p.m.)
<b>SAT., AUG. 14</b>	<b>DENVER BRONCOS at DALLAS*</b> .....	<b>8:00 P.M.</b>
Sat., Aug. 21	Detroit Lions at Memphis.....	8:00 p.m.
<b>SAT., AUG. 28</b>	<b>PITTSBURGH STEELERS at DALLAS</b> .....	<b>8:00 P.M.</b>
<b>SAT., SEPT. 4</b>	<b>HOUSTON OILERS at DALLAS</b> .....	<b>8:00 P.M.</b>

\*Salesmanship Club Game.

## REGULAR SEASON GAMES

DATE	OPPONENT, SITE	LOCAL TIME (DALLAS)
<b>SUN., SEPT. 12</b>	<b>PHILADELPHIA EAGLES at DALLAS</b> .....	<b>1:00 P.M.</b>
Sun., Sept. 19	New Orleans Saints at New Orleans.....	1:00 p.m.
<b>SUN., SEPT. 26</b>	<b>BALTIMORE COLTS at DALLAS</b> .....	<b>3:00 P.M.</b>
Sun., Oct. 3	Seattle Seahawks at Seattle.....	1:00 p.m. (3 p.m.)
Sun., Oct. 10	New York Giants at New York.....	1:00 p.m. (12 noon)
Sun., Oct. 17	St. Louis Cardinals at St. Louis.....	3:00 p.m.
<b>SUN., OCT. 24</b>	<b>CHICAGO BEARS at DALLAS</b> .....	<b>1:00 P.M.</b>
Sun., Oct. 31	Washington Redskins at Washington.....	4:00 p.m. (3 p.m.)
<b>SUN., NOV. 7</b>	<b>NEW YORK GIANTS at DALLAS</b> .....	<b>1:00 P.M.</b>
<b>MON., NOV. 15</b>	<b>BUFFALO BILLS at DALLAS</b> .....	<b>8:00 P.M.</b>
Sun., Nov. 21	Atlanta Falcons at Atlanta.....	1:00 p.m. (12 noon)
<b>THURS., NOV. 25</b>	<b>ST. LOUIS CARDINALS at DALLAS</b> .....	<b>2:30 P.M.</b>
Sun., Dec. 5	Philadelphia Eagles at Philadelphia.....	1:00 p.m. (12 noon)
<b>SUN., DEC. 12</b>	<b>WASHINGTON REDSKINS at DALLAS</b> .....	<b>3:00 P.M.</b>

## 1976 Training Camp Data

### LOCATION:

California Lutheran College  
Mountclef Village  
Thousand Oaks, California 91360

### DATES:

July 5 through August 13  
After August 13, home in Dallas

### REPORTING DATES:

Rookies report on Mon., July 5  
Veterans report on Mon., July 12

### PHONE NUMBERS:

July 5 to August 13—  
Thousand Oaks, California  
School Switchboard 805/492-2411  
Tex Schramm .....805/492-4982  
Gil Brandt .....805/492-3053  
Joe Bailey .....805/492-1701  
Doug Todd .....805/492-4713  
Telecopier Line .....805/492-5961  
**TWX NUMBER:** .....910/336-1268

ON THE COVER — Cliff Harris hurls himself into a Pittsburgh receiver in Super Bowl X. (Painting by Steve Harris).



# COWBOYS CLUB DIRECTORY

*(Home Phone Numbers in Parentheses)*

CLINT W. MURCHISON JR. ....	Chairman of the Board
TEXAS E. SCHRAMM (363-6665) .....	President and General Manager
GIL BRANDT (369-6689) .....	Vice President, Personnel Development
DON WILSON (251-2190) .....	Vice President, Treasurer
JOE BAILEY (352-5619) .....	Business Manager
DOUG TODD (231-4766) .....	Public Relations Director
ANDY ANDERSON (817/429-1024) .....	Asst. Public Relations Director
KAY LANG .....	Ticket Manager
CORNELL GREEN, BOB GRIFFIN, RED HICKEY, REED JOHNSON, CHARLIE MACKEY, DAN WERNER, JOHN WOOTEN .....	Scouts
BOB FRIEDMAN .....	Director of Photography
DON COCHREN .....	Trainer
KEN LOCKER .....	Assistant Trainer
WILLIAM T. "BUCK" BUCHANAN .....	Equipment Manager
DR. MARVIN P. KNIGHT .....	Team Physician
DR. JAMES PAT EVANS .....	Team Physician
JIM SKINNER .....	Entertainment Director

## COACHING STAFF

Head Coach: TOM LANDRY (16 Seasons, Won 126, Lost 90, Tied 6).  
Assistant Coaches: ERMAL ALLEN (Special Assistant), MIKE DITKA, ED HUGHES, JIM MYERS, DAN REEVES, GENE STALLINGS, ERNIE STAUTNER, JERRY TUBBS, BOB WARD.

# THE MANAGEMENT



**MURCHISON**



**SCHRAMM**



**BRANDT**

There are three men with the Dallas Cowboys today who were with them when Clint W. Murchison Jr. was awarded an expansion franchise in 1960 — President and General Manager Texas E. Schramm, Head Coach Tom Landry and Vice President Gil Brandt.

Schramm controls the day-to-day operations of the club. He was named President in 1966, retaining the title of General Manager.

Brandt directs the Cowboys' scouting operation and supervises the signing of all veteran players as Vice President for Personnel Development.

Schramm, a graduate of the University of Texas, joined the Los Angeles Rams as publicity director in 1947. In a 10-year career with the Rams he rose to General Manager.


Tex left the Rams in 1957 to join CBS as Assistant Director of Sports and was there when brought to Dallas by Murchison.

Aside from the development of the Cowboys, Schramm's foremost achievements have included his work with scouting systems, both with the Rams and Cowboys, and the merger of the NFL and AFL. Schramm and Kansas City Chiefs owner Lamar Hunt played the major roles in the merger.

Brandt pioneered many of the scouting techniques used by most clubs today. He may have been the first to look seriously at basketball players and trackmen as prospective NFL stars.

A native of Milwaukee and a graduate of the University of Wisconsin, Gil was a part-time scout with the Rams (and a baby photographer in Milwaukee) when he showed the flair for discovering talent that led him to Dallas.

## THE COACH



It took an "off" year — 8-6 and no playoffs in 1974 — followed by a surprising "rebuilding" year — 10-4 and the Super Bowl in 1975 — to remind some people that Tom Landry still was alive and well and doing his thing in Dallas.

Landry was Football News NFL Coach of the Year and UPI NFC Coach of the Year in '75. The Cowboys, in compiling their 10th straight winning season and reaching the playoffs for the ninth time in 10 campaigns, returned to the list of favored teams for 1976.

Landry's reaction?

"I go to training camp every year scared to death," said the only head coach the Cowboys have known since they were formed in 1960. "That keeps me on edge, it makes me careful about evaluating what has happened in the past.

"I don't look at past records, because they mean nothing. But, there's always the temptation and it's one you've continually got to fight.

"During those seasons when we kept going to the playoffs," Landry added, "people would tell me the law of averages was going to catch up

with me. That scared me, too; it made me work harder and the result is that the players also work harder."

The hard work paid off in a 16-year record of 126-90-6 for Landry and the Cowboys. Beginning with the 1966 season, when Dallas went 10-3-1 for its first winning record ever, the Landry-Cowboys ledger read 101-37-2.

Tom ranked seventh on the list of all-time winningest NFL coaches heading into the '76 campaign, despite a 25-53-4 record the first six years when the expansion Cowboys were struggling to establish themselves.

Landry's victory total is No. 2 among active coaches, trailing only Don Shula of Miami (138 going into 1976). And, over the past 10 seasons, no team won more games than Dallas.

"The world doesn't stop when you lose," says Landry. "You must think about the good things that have happened to you. You must look ahead. The only way a person can really become strong is to have set-backs.

"But if you think winning is not too important, then you are not willing to pay the price to win. This game is played with the heart."

\* \* \* \* \*

Tom was born in Mission, Tex., on Sept. 11, 1924. He was an All-Regional fullback at Mission High before enrolling at the University of Texas.

After one semester at Texas, Landry went into the Air Corps and flew 30 B-17 missions over Germany with the Eighth Air Force.

Following his discharge as a 1st Lieutenant in November of 1945, Tom returned to Texas where he earned All-Southwest Conference honors as a junior and co-captained the Longhorns as a senior. Those Texas teams defeated Alabama in the 1948 Sugar Bowl and Georgia in the 1949 Orange Bowl.

Landry joined the old New York Yankees of the All-America Conference in 1949, moving to the Giants in 1950. He was a mainstay in the Giants' defensive backfield through 1955, the last two years as player-coach. He was All-Pro in 1954.

Retiring as a player following the 1955 season, Tom was the Giants' defensive coach through 1959. Giants Head Coach Jim Lee Howell called him "the best defensive coach in the business."

Tom and his wife Alicia, whom he met at Texas, have three children — Tom Jr., 26; Kitty, 23, and Lisa, 18. Kitty married former University of Texas quarterback Eddie Phillips last spring.

Tom devotes much of his spare time to the Fellowship of Christian Athletes, and is serving as Chairman of the Board of Trustees of the National FCA. He also has served as chairman of the State American Cancer Society, and as area chairman for the All-American Roundup of the Boy Scouts of America.

The coach has received honorary degrees from California Lutheran College (Doctor of Humane Letters), John Brown University (Doctor of Humanities) and Southwest Baptist College (Doctor of Laws).



### THE LANDRY YEARS

YEAR	W	L	T	YEAR	W	L	T
1960	0	11	1	*1968	12	2	0
1961	4	9	1	*1969	11	2	1
1962	5	8	1	*1970	10	4	0
1963	4	10	0	*1971	11	3	0
1964	5	8	1	*1972	10	4	0
1965	7	7	0	*1973	10	4	0
*1966	10	3	1	1974	8	6	0
*1967	9	5	0	*1975	10	4	0
				TOTALS	126	90	6

\*Qualified for Playoffs (Won Super Bowl VI on Jan. 16, 1972).

### NFL'S TOP 10 WINNINGEST COACHES

COACH, TEAMS	W	L	T
1. <b>GEORGE HALAS (40 years)</b> .....	321	142	31
Chicago Bears ('20-'29, '33-'42, '46-'55, '58-'67)			
2. <b>CURLY LAMBEAU (33 years)</b> .....	230	138	25
Green Bay ('21-'49), Chi. Cards ('50-'51), Wash. ('52-'53)			
3. <b>PAUL BROWN (21 years)</b> .....	166	98	6
Cleveland ('50-'62), Cincinnati ('68-'75)			
4. <b>STEVE OWEN (23 years)</b> .....	150	100	17
New York Giants ('31-'53)			
5. <b>*DON SHULA (13 years)</b> .....	138	39	5
Baltimore ('63-'69), Miami ('70-'75)			
6. <b>WEEB EWANK (20 years)</b> .....	130	129	7
Baltimore ('54-'62), New York Jets ('63-'73)			
7. <b>*TOM LANDRY (16 years)</b> .....	126	90	6
Dallas Cowboys ('60-'75)			
8. <b>*HANK STRAM (15 years)</b> .....	124	76	10
Dallas Texans ('60-'62), Kansas City ('63-'74)			
9. <b>SID GILLMAN (17 years)</b> .....	123	93	7
Los Angeles ('55-'59), San Diego ('60-'69), Houston ('73-'74)			
10. <b>BUDDY PARKER (15 years)</b> .....	102	75	8
Chi. Cards ('49), Detroit ('51-'56), Pittsburgh ('57-'64)			

\*Active in 1976 (Stram in first year with New Orleans).

# THE STAFF



ALLEN



DITKA



HUGHES



MYERS

## **ERMAL ALLEN, Special Assistant**

Allen is the "inside man" on the Dallas coaching staff, heading the Cowboys' Research and Development Department in its study and evaluation of all players and teams in the NFL.

Ermal quarterbacked the University of Kentucky from 1939 through 1941 and played on the Fort Benning and Army All-Star teams during World War II. After the war he spent one year in the old All-America Conference as a Cleveland Browns defensive back in 1947.

Allen returned to his alma mater in 1948 and remained there as an assistant coach for 14 years under Paul Bryant ('48-'53) and Blanton Collier ('54-'61). He joined the Cowboys in 1962 and, along with Offensive Coordinator Jim Myers, is a senior member of Tom Landry's staff.

Ermal, born on Christmas Day, 1920, is the best golfer in the Cowboys organization. He is a two-time Kentucky Amateur champion, defeating Bobby Nichols in 1955 and Frank Beard in 1958.

In June of this year, Ermal was honored with an "Ermal Allen Day" in a golf tournament for Kentucky lettermen which he usually wins.

Ermal and his wife Allie have a son, two daughters and five grandchildren.

## **MIKE DITKA, Special Teams • Tight Ends**

Ditka joined the Cowboys staff in 1973 after 12 years in the NFL, the last four of them with Dallas.

Everybody's All-America at the University of Pittsburgh, Mike became the prototype of the modern tight end after the Chicago Bears drafted him No. 1 in 1961. His career totals show 427 receptions for 5,913 yards and 43 touchdowns.

The Aliquippa, Pa., native (10/18/39) always was noted for his aggressiveness on the field, and he admits that attitude carries over into his coaching. In 1975 with Ditka in charge of the special teams, special recognition for outstanding suicide squad performers, the "Headhunter Award," was initiated.

Mike has three sons and a daughter.

## **ED HUGHES, Offensive Backs**

When Tom Landry named Hughes offensive backfield coach in 1973, it marked a reunion for the two. Landry coached Hughes from 1956

## **HUGHES, Cont.**

through 1958 when Ed played cornerback for the New York Giants.

Hughes is the most experienced pro coach on Landry's staff. He was with the Dallas Texans (1960-62), the Denver Broncos (1963), the Washington Redskins (1964-67) and the San Francisco 49ers (1968-70) before becoming head coach of the Houston Oilers for the 1971 season. He was with the St. Louis Cardinals in '72.

Ed played offensive and defensive halfback at Tulsa and was drafted by the Los Angeles Rams in 1954. He spent two seasons with the Rams before moving to the Giants in '56.

A native of Buffalo, N. Y. (10/23/27), Ed and his wife Nancy have four daughters and a son.

## **JIM MYERS, Offensive Coordinator • Offensive Line**

Jim is in his 15th season with the Cowboys, joining Tom Landry's staff in 1962 after head coaching stints at Iowa State and Texas A&M.

Concentrating on the offensive line, Myers' tutelage has paid off in All-Pro recognition for tackles Rayfield Wright and Ralph Neely and guard Blaine Nye.

Myers is a native of Madison, W. Va. (11/12/21), who was a standout lineman at Tennessee in 1941-42 and at Duke in the Marine V-12 program in 1943.

Jim was an assistant coach at Wofford College, Vanderbilt and UCLA before becoming a head coach. He and his wife Carolyn have three daughters and four grandchildren.

## **DAN REEVES, Quarterbacks • Wide Receivers**

Reeves was a Cowboys running back for seven seasons (1965-71) and, despite a series of knee injuries, rose to the fifth spot among all-time Dallas rushing leaders. He was a player-coach in '70 and '71 and coached the offensive backfield in 1972. Dan spent a year in private business before rejoining the Cowboys staff in 1974.

Dan is a native of Rome, Ga., (1/19/44) who quarterbacked South Carolina for three years and was recently inducted into the Gamecocks' Hall of Fame. He signed with the Cowboys as a free agent in 1965.

Dan and his wife Pam have two daughters and a son.

## **GENE STALLINGS, Defensive Backfield**

Gene returned to full-time duty as defensive backfield coach in '74 after doubling as coach of the special teams for the last half of the '73 season. His work with the special teams was credited with giving the Cowboys the boost they needed to reach the playoffs.

Stallings, in his fifth year with the club, is a Paris, Tex., native (3/2/35) who spent seven years as head coach at Texas A&M.

He was an All-Southwest Conference end at A&M under Paul Bryant and was a tri-captain on Bryant's undefeated 1956 team. After one season as student assistant at A&M, Gene moved with Bryant to Alabama and was assistant head coach there when the chance came to return to his alma mater in 1965.

Gene and his wife Ruth Ann have four daughters and a son.



REEVES



STALLINGS



STAUTNER



TUBBS



WARD

## **ERNIE STAUTNER, Defensive Coordinator • Defensive Line**

Since Ernie joined the Dallas staff in 1966, the Cowboys have led their league or conference in rushing defense six out of ten years. The "Doomsday Defense" began to assert itself almost from the day Stautner arrived on the scene.

A star defensive tackle with the Pittsburgh Steelers for 15 years, despite being "only" 6-0 and 235 pounds, Ernie was voted into the Pro Football Hall of Fame immediately upon becoming eligible in 1969. He played in nine Pro Bowl games.

Ernie is a native of Kham, Bavaria (4/20/27), who grew up in Albany, N.Y. After serving in the Marine Corps from 1943 through 1946 he was a football star at Boston College.

Ernie has a son and two daughters.

## **JERRY TUBBS, Linebackers**

Jerry is the only "original" Cowboy player still with the organization. He came to the club in 1960 as a middle linebacker and played in Dallas for eight years before joining the coaching staff in 1968.

Born in Breckenridge, Tex., on Jan. 23, 1935, Jerry was an All-America center-linebacker for the 1954-56 Oklahoma teams that never lost a game. He received the Walter Camp Award as the nation's outstanding player in '56.

Jerry was the No. 1 draft choice of the Chicago Cardinals in 1957 and also played for the San Francisco 49ers before settling in Dallas in '60.

Jerry and his wife Marlene have a son and a daughter.

## **BOB WARD, Conditioning**

Ward was a track coach at Fullerton, Calif., Community College for 11 years before joining the Cowboys in the spring of '75. His position encompasses the wide range of conditioning, including running, weightlifting, flexibility, etc.

Ward, 42, is a graduate of Whitworth College in Spokane, Wash.

Bob and his wife Joyce have two children.

## **DON COCHREN, Trainer**

Don is in his 12th season with the Cowboys, joining the club in 1965 after experience in college, military and Canadian football training.

A graduate of Purdue, Don earned his physical therapy certificate at Pennsylvania. The 44-year-old Cochren spent two years as trainer at Case Institute in Cleveland, a year at the University of New Hampshire, four years with the Toronto Argonauts and two years as a physical therapy officer in the Air Force.

Don has two daughters and two sons.

## **KEN LOCKER, Assistant Trainer**

Locker is in his fourth season as assistant trainer after serving from 1969 through 1972 in the North Texas State University athletic department.

Ken, 24, was an assistant trainer at North Texas and also put in some time as interim head trainer when the Eagles' Skip Cox left to become Baylor's trainer. During the past off-season he helped out the trainer with World Championship Tennis and worked on his master's degree at Texas Woman's University.

## **BUCK BUCHANAN, Equipment Manager**

Buchanan joined the Cowboys in 1973 after 20 years in the Air Force, with most of that time spent supervising and maintaining military athletic programs.

For four years, SMSgt. Buchanan was Non-Commissioned Officer in Charge of Athletics and Programs at the U.S. Air Force Academy Prep School in Colorado Springs. He was awarded the Bronze Star for his performance during a 1968-69 tour of duty in Thailand.

Buck, 43, and his wife Geraldine have a son and daughter.

## **AGAINST ALL ODDS**

The Dallas Cowboys 1975 highlight film, "**Against All Odds**," is available free of charge to groups wishing to show it. The 30-minute, 16mm sound and color movie, sponsored by Braniff International, was produced by NFL Films and narrated by John Facenda. To reserve a copy of the film, call BI at 214/358-8406 or 358-8407 or the Cowboys Executive Offices at 214/369-8000.

THE

PLAYERS





## Benny Barnes • 31

**CORNERBACK • STANFORD • 5th YEAR**  
HT: 6-1 • WT: 190 • BORN: 3/3/51 • (FA FOR '72)

**PRO:** Barnes probably was the busiest non-starter on the squad in 1975. The captain of the special teams played on all the suicide squads and was the fifth or sixth defensive back placed in the game by Coach Tom Landry when the opponents were in a passing-down situation. With the Cowboys' run defense as strong as usual, that meant that Barnes played one or two downs most every series. Barnes continued to back both cornerbacks, seeing most game duty in relief of Mel Renfro. "Benny Barnes could challenge the cornerbacks for a starting spot this year," Landry said in his pre-season assessment of the defensive backs. Barnes, who had a starting role late in '74 before injuring an ankle, showed complete recovery in 1975.

**COLLEGE:** Benny played on two Rose Bowl winning teams at Stanford, where he started 24 consecutive games at free safety for John Ralston, who now coaches the Denver Broncos. Barnes is another of the Cowboys' free-agent signees.

**PERSONAL:** A native of Lufkin, Tex., Benny and wife Joyce live in Garland. They have two sons, David (1/20/72) and Damon (8/8/74).

### BARNES' COWBOYS RECORDS

Year	Receiving				TD	Year	Opponents' Fumble Recoveries				
	No.	Yds.	Avg.	Long			No.	Yds.	Avg.	Long	TD
1974	1	37	37.0	37	0	1974	1	0	0.0	0	0

Year	Pass Interceptions				
	No.	Yds.	Avg.	Long	TD
1973	1	1	1.0	1	0



## Bob Breunig • 53

**LINEBACKER • ARIZONA STATE • 2nd YEAR**  
HT: 6-2 • WT: 228 • BORN: 7/4/53 • (D-3 FOR '75)

**PRO:** The Cowboys reaped a bonus in Breunig's leadership and attitude, which seemed to typify the involvement of the so-called "Dirty Dozen" rookies. Missed four games of the 1975 season when an injury benched him. Special teams leader and middle linebacker reserve in '75, Breunig now seems headed for outside spot manned for years by Dave Edwards. "Randy White may be our best bet for the middle linebacking post eventually," said Tom Landry, "although Bob Breunig could move out there tomorrow and play because it is his natural spot." Middle or outside, Breunig just wants action. "I do enjoy hitting someone hard," he said. "It is a lift."

**COLLEGE:** Led ASU defensive stats for all three of his varsity years. Three-time All-WAC selection and All-America in '74.

## BREUNIG, Cont.

**PERSONAL:** Bob finished work for degree in Business Administration at ASU in off-season and graduated in May. Took a bride — Mary — in March. Active with Fellowship of Christian Athletes. He and his wife make their off-season home in Tempe, Ariz.

### BREUNIG'S COWBOYS RECORDS

Receiving					Opponents' Fumble Recoveries						
Year	No.	Yds.	Avg.	Long	TD	Year	No.	Yds.	Avg.	Long	TD
1975	1	21	21.0	21	0	1975	1	0	0.0	0	0
Kickoff Returns											
Year	No.	Yds.	Avg.	Long	TD						
1975	2	13	6.5	7	0						

## Warren Capone • 59

**LINEBACKER** • **LOUISIANA STATE** • **2nd YEAR**  
**HT: 6-1** • **WT: 218** • **BORN: 8/14/51** • **(FA FOR '75)**



**PRO:** Capone was with Birmingham in the World Football League when the 1975 season opened and was signed by Dallas after that league folded. "Dallas called me on Thursday, I came up on Friday, signed on Saturday and played on Sunday," Capone recalled. "I was sorta between jobs . . . working as a tax collector in the sheriff's office at Baton Rouge." Capone became a special teams specialist after joining Dallas before the 10th game.

**COLLEGE:** Lettered three years as middle linebacker at LSU. All-SEC as junior and senior and All-America (AP) his last year.

**PERSONAL:** Warren and wife Brookie live in Baton Rouge where he works in public relations in the East Baton Rouge Parish sheriff's office.





## Larry Cole • 63

**DEFENSIVE TACKLE • HAWAII • 9th YEAR**  
**HT: 6-5 • WT: 250 • BORN: 11/15/46 • (D-16 FOR '68)**

**PRO:** Bob Lilly's retirement was far less painful than the Cowboys dared hope, thanks in part to Cole. Moved from the defensive end slot, where he had a comfortable starting job, Larry proved he was a team man. To make way for Harvey Martin and Ed "Too Tall" Jones at ends, not only did Cole take the move to tackle in stride, but he battled Bill Gregory all season long for the starting role. "I guess I've gotten to be more of a team man over the years," Larry said. "The attention doesn't mean a thing unless we all win. I get my kicks out of making the big play . . . not the honors like All-Pro and stuff like that." Coach Tom Landry feels the Gregory-Cole battle will continue. "Cole can do certain things Gregory doesn't, and vice-versa," said Landry. "Cole is built differently, is stronger and closer to the ground when he meets blocks." Cole's TD pace has slowed. He scored three touchdowns against Washington his first two years with Dallas.

**COLLEGE:** Larry, captain of Hawaii's first winning football team in nearly 50 years, was the first player from his school ever drafted by an NFL club.

**PERSONAL:** Larry and Linda Cole and their children, Michael (11/3/70) and Christina (3/18/73) live in suburban Bedford where Larry Cole Builders is headquartered. Larry is a native of Granite Falls, Minn.

### COLE'S COWBOYS RECORDS

Year	Pass Interceptions					Year	Opponents' Fumble Recoveries				
	No.	Yds.	Avg.	Long	TD.		No.	Yds.	Avg.	Long	TD
1968	1	5	5.0	5	1	1968	2	21	10.5	21	1
1969	1	41	41.0	41	1	1969	2	7	3.5	7	0
TOTALS	2	46	23.0	41	2	1971	4	20	5.0	20	0
						1972	1	0	0.0	0	0
						1973	3	8	2.7	8	0
						TOTALS	12	56	4.7	21	1



## Kyle Davis • 57

**CENTER • OKLAHOMA • 2nd YEAR**  
**HT: 6-4 • WT: 245 • BORN: 10/1/52 • (D-5 FOR '75)**

**PRO:** Davis experienced the usual special teams baptism as a rookie in 1975 but also proved an asset as a snapper on punts, placements and, yes, the spread. Regular center John Fitzgerald, coming off surgery on a knee and an elbow, welcomed Davis' assistance when he (Fitzgerald) had trouble on the long snaps. "Kyle is a fine blocker and gives us top back-up strength," said Tom Landry. With veteran Ralph Neely and fellow rookie Randy Hughes, Kyle pushed the Oklahoma delegation on the Cowboys' active roster to three in 1975. Played in all 14 games.

## DAVIS, Cont.

**COLLEGE:** Kyle played behind All-America center Tom Brahaney for two years, but became a starter as a junior and made the Sporting News All-America team as a senior in '74.

**PERSONAL:** A bachelor, Davis makes his home in Dallas.

## Doug Dennison • 21

**RUNNING BACK • KUTZTOWN STATE • 3rd YEAR**  
**HT: 6-0 • WT: 208 • BORN: 12/18/51 • (FA FOR '74)**



**PRO:** "Doug Dennison is the best guy I know to give a football to on the goal line or short yardage," said Tom Landry. "If you want to make it you give it to Doug. Dennison is going to give you everything he's got . . . he complemented Preston Pearson very well at the tailback spot." Dennison added seven TDs rushing in 1975 for a total of 11 in his first two years in the Cowboys' backfield. He was a starter early and carried 111 times in 1975, many of them in goal-line or short-yardage situations. "I am continuing to think positive," said Dennison. "I think I can be a 1,000-yard rusher if I'm in the game enough. My style varies according to the type play we run. Running behind the Cowboy line is quite a different experience for me. It is really a pleasure to have those All-Pros in front of me."

**COLLEGE:** Doug played only two years of football in high school and two at college. He set school records at Kutztown State in the triple jump (47 feet) and long jump (23 feet).

**PERSONAL:** Doug, his wife Susan and children Aaron (8/11/72) and DeMarcus (9/30/74) live in his hometown of Lancaster, Pa. Dennison works with the Lancaster Boys Club and Foster Parents.

### DENNISON'S COWBOYS RECORDS

Year	Rushing				Year	Receiving					
	Att.	Yds.	Avg.	Long		TD	No.	Yds.	Avg.	Long	TD
1974	16	52	3.3	14	4	1974	2	23	11.5	13	0
1975	111	383	3.5	27	7	1975	2	5	2.5	4	0
<b>TOTALS</b>	<b>127</b>	<b>435</b>	<b>3.4</b>	<b>27</b>	<b>11</b>	<b>TOTALS</b>	<b>4</b>	<b>28</b>	<b>7.0</b>	<b>13</b>	<b>0</b>

### Kickoff Returns

Year	No.	Yds.	Avg.	Long	TD
1974	3	54	18.0	27	0
1975	13	262	20.2	27	0
<b>TOTALS</b>	<b>16</b>	<b>316</b>	<b>19.7</b>	<b>27</b>	<b>0</b>

## Pat Donovan • 67

**TACKLE • STANFORD • 2nd YEAR**  
**HT: 6-4 • WT: 250 • BORN: 7/1/53 • (D-4A FOR '75)**



**PRO:** Pat is convinced that defensive linemen at Stanford are drafted to become offensive linemen with the Cowboys. Donovan's pattern in the 1975 season followed that of former Stanford defensive lineman Blaine Nye, the long-time regular at right guard. "I wasn't happy about the switch at first, but then my lot was cast so I didn't have much

## DONOVAN, Cont.

choice," said Pat. "Blaine seemed to do OK when the same thing happened." Pat played in 13 games.

**COLLEGE:** Two-time All-America in college, Pat was a Montana All-Stater in high school football and basketball and state champion in shot put and discus.

**PERSONAL:** Pat, a bachelor, lives in Palo Alto, Calif. He attended Stanford in the off-season and received his degree in Mechanical Engineering with a 3.5 grade average.

### DONOVAN'S COWBOYS RECORDS

Year	Opponents' Fumble		Recoveries		
	No.	Yds.	Avg. Long	TD	
1975	1	0	0.0	0	0



## Billy Joe DuPree • 89

**TIGHT END • MICHIGAN STATE • 4th YEAR**  
**HT: 6-4 • WT: 230 • BORN: 3/7/50 • (D-1 FOR '73)**

**PRO:** DuPree regained the starting slot at tight end when Jean Fugett signed with Washington, and hopes to prove that he can hold the spot and play like a first round draft choice in 1976. Nagging injuries, including a broken finger, kept Billy Joe out of the production line for most of last season, although one of his nine receptions was a big one — the overtime winner against St. Louis. "Billy Joe is a solid football player," said Tom Landry. "He does a yeoman's job for us every time we ask him to. He'll continue to play well." DuPree said: "As far as my game — blocking and catching the ball — is concerned, I feel I'm as good as any tight end in the league and better than most. I like to play but I would like to play healthy. If I'd been physically OK I'd have been a bit hacked off (about not starting) because when I'm healthy I can do the job. You can count on it." Healthy again and in top shape after an off-season conditioning program, DuPree hopes to return to his form of 1974, when he made 20 receptions in the final seven games of the season.

**COLLEGE:** Playing in a run-oriented offense at Michigan State, DuPree caught 60 passes in three varsity seasons for 1,222 yards and six touchdowns before being drafted in the first round by the Cowboys in '73. He played one season of varsity basketball for the Spartans.

**PERSONAL:** Billy Joe, his wife Marsha and son Shon (10/27/72) make their home in Dallas where, in the off-season, he "manages" the highly active Cowboys basketball team which he helped organize. "B. J.", who grew up in Monroe, La., is active with Big Brothers of America.

### DUPREE'S COWBOYS RECORDS

Year	Receiving				Year	Rushing				
	No.	Yds.	Avg. Long	TD		Att.	Yds.	Avg. Long	TD	
1973	29	392	13.5	40	5	2	2	1.0	6	0
1974	29	466	16.1	42	4	4	43	10.8	20	0
1975	9	138	15.3	28	1	1	3	3.0	3	0
<b>TOTALS</b>	<b>67</b>	<b>991</b>	<b>14.7</b>	<b>42</b>	<b>10</b>	<b>7</b>	<b>48</b>	<b>6.8</b>	<b>20</b>	<b>0</b>

### Opponents' Fumble Recoveries

Year	No.	Yds.	Avg. Long	TD
1973	1	0	0.0	0

## John Fitzgerald • 62



**CENTER • BOSTON COLLEGE • 6th YEAR**  
**HT: 6-5 • WT: 252 • BORN: 4/16/48 • (D-4 FOR '70)**

**PRO:** It was a year of overcoming for Fitz in 1975. He came to training camp trying to recondition a knee and an elbow after surgery only to find Coach Tom Landry had installed something in the Cowboys' offense called the spread. "He told me to start practicing snapping the ball back five yards without looking," John recalls. "So I didn't ask questions. I just did it. It was a mental thing at first . . . worrying about whether the snap would get to Roger (Staubach) and trying to block the man in front of me. It took pure repetition before I gained confidence. Life," continued Fitz, "is kinda tough on centers. They get some extra shots at me when we go into the shotgun." Landry's assessment of Fitzgerald hasn't changed: "Solid performer with the best still in front of him."

**COLLEGE:** John was a lineman at Boston College. He began as a guard and tackle for the Cowboys but found himself at center his first year, which was spent on the taxi squad.

**PERSONAL:** A native of Southbridge, Mass., Fitz lives in Dallas with his wife Sue and son Brendon (1/25/73). John was active in coordinating the 1976 Big Brothers Celebrity Golf Tournament in nearby Arlington, Tex. In the off-season, he worked for Sewell Village Cadillac.

### FITZGERALD'S COWBOYS RECORDS

#### Opponents' Fumble Recoveries

Year	No.	Yds.	Avg.	Long	TD
1973	1	0	0.0	0	0

## Toni Fritsch • 15



**KICKER • VIENNA, AUSTRIA • 5th YEAR**  
**HT: 5-7 • WT: 195 • BORN: 7/10/45 • (FA FOR '71)**

**PRO:** Although he was coming off surgery on his non-kicking left knee following an injury in 1974, Toni beat off all challengers for his job on the Super Bowl team of '75. His 104 points led all NFL kickers and was second only to Minnesota's Chuck Foreman in NFC scoring. Joining the Cowboys as a free agent in 1971, fresh from soccer stardom in his native Austria, Fritsch's career totals now read 119-for-121 extra points and 66-for-107 field goals. Toni, whose last-second field goal gave the Cowboys a 20-17 win at Philadelphia, broke his own club record for the most field goals in a season with 22. He kicked 21 in 1972. He

## FRITSCH, Cont.

also holds the Cowboys' record for longest field goal (54 yards). "Toni got shook up a bit when he missed a very important field goal in Washington that anyone could have missed," Coach Tom Landry said. "But he regained his composure and kicked well toward the end of the season." Toni is used to challenges. They come every summer. "When someone is better, OK, he can have the job. But before that, he has to be better."

**PERSONAL:** Toni starred in Austrian professional soccer for eight years before a Cowboys scouting delegation signed him in Vienna in the spring of 1971. That summer, he kicked a field goal in the first American football game he had seen. Toni, his wife Sonja and their children Hans (9/11/65) and Melissa Alexandra (6/15/72) live in Dallas, while Toni retains business interests in Vienna.

### FRITSCH'S COWBOYS RECORDS

Year	TD	Scoring		
		PAT	FG	PTS
1971	0	2-2	5-8	17
1972	0	36-36	21-36	99
1973	0	43-43	18-28	97
1975	0	38-40	22-35	104
TOTALS	0	119-121	66-107	317



## Bill Gregory • 77

**DEFENSIVE TACKLE • WISCONSIN • 6th YEAR**  
**HT: 6-5 • WT: 252 • BORN: 12/14/49 • (D-3 FOR '71)**

**PRO:** Gregory, who had spent his career with the Cowboys stepping in when Bob Lilly was hurt, or needed a rest, refused to be dislodged by a bona-fide starter who challenged him in 1975. When Larry Cole was moved from end to the retired Lilly's vacant tackle post, Gregory stuck so tough that he ended up dividing time with Cole throughout the season. Saying the two men complement each other, Coach Tom Landry points out that Bill "has great pursuit and the ability to make the big plays for you." One of Gregory's best big-play days was at Shea Stadium where he intercepted a Craig Morton pass, trapped Morton once and recovered a Giants' fumble. "The attitude on this team is great," said Bill. "I'm enjoying it. It's fun to play. I still hate practice but I love Sundays. I'm just glad to be playing. I try to do all I can when I'm in there."

**COLLEGE:** Bill was captain of the Wisconsin football team for two seasons and was an All-Big Ten choice as a senior.

**PERSONAL:** Bill, his wife Bonnie and their son William Penn Gregory III (3/3/73) live in Dallas where he spent the off-season as a sales representative for Sewell Oil Co. Bill is a native of Galveston, Tex., and grew up in LeMarque, Tex.

### GREGORY'S COWBOYS RECORDS

Year	Opponents' Fumble Recoveries				Year	Pass Interceptions				
	No.	Yds.	Avg.	TD		No.	Yds.	Avg.	Long	TD
1975	1	0	0.0	0	1975	1	3	3.0	3	0

## Cliff Harris • 43



**SAFETY • OUACHITA BAPTIST • 7th YEAR**  
**HT: 6-1 • WT: 190 • BORN: 11/12/48 • (FA FOR '70)**

**PRO:** Cliff finally climbed to All-Pro recognition — long overdue according to some — in 1975 and made his second Pro Bowl. Yet, Harris remains mostly unimpressed by such honors, or plaudits in print. "You do well and people say nice things about you but I've found, in the end, you are usually the only one who remembers what was said." Harris attributes his All-Pro style of play to better understanding and awareness in his free safety job (since he really can't hit much harder than he always has). "I've always tackled well and been aggressive but now I'm seeing so much more. It only comes with experience." Harris is becoming a master of intimidation and loves to play that mental game with receivers. "If you step in front of a receiver and intercept a pass, he'll be a little upset. But if you blast him, turn his helmet around, then he'll be looking for you. I'd rather do that. I get a bigger charge out of doing it that way. I talk to a receiver," Cliff continued, "ask him, 'is it worth it?' I like for them to be looking for me. It cuts down on their concentration." Coach Tom Landry discusses many challenges and claims that the defensive backfield is where the competition will be this season. But that doesn't include Harris' spot, apparently. "Harris is an All-Pro, that's self-explanatory," said the coach. Cliff scored his first TD for Dallas in '75, a 27-yard interception return in the second meeting with Washington.

**COLLEGE:** Harris was signed as a free agent after Dallas scouts saw him perform in two films in which he played defensive back and returned punts for Ouachita (WASH-e-taw) Baptist College in Arkadelphia, Ark. He became an instant starter, lost his job when he had to go to the service, then regained it the next year.

**PERSONAL:** Cliff continues to work on his master's degree in Environmental Biology in the off-season. He was active around his native state of Arkansas with personal appearances and speaking engagements, some involving the Diabetes Association. He's a native of Fayetteville, Ark.

### HARRIS' COWBOYS RECORDS

Pass Interceptions						Opponents' Fumble Recoveries					
Year	No.	Yds.	Avg.	Long	TD	Year	No.	Yds.	Avg.	Long	TD
1970	2	66	33.0	60	0	1970	3	31	10.3	31	0
1971	2	0	0.0	0	0	1971	3	-6	-2.0	-6	0
1972	3	40	13.3	23	0	1972	2	13	6.5	13	0
1973	2	9	4.5	5	0	1974	2	36	18.0	19	0
1974	3	8	2.7	8	0	1975	2	0	0.0	0	0
1975	3	58	19.3	27	1	TOTALS	12	74	6.1	31	0
TOTALS	15	181	12.1	60	1	Punt Returns					
Kickoff Returns						Year	No.	Yds.	Avg.	Long	TD
Year	No.	Yds.	Avg.	Long	TD	1971	17	129	7.6	35	0
1970	1	22	22.0	22	0	1972	19	78	4.1	21	0
1971	29	823	28.4	77	0	1973	3	20	6.7	12	0
1972	26	615	23.7	44	0	1974	26	193	7.4	19	0
1973	6	148	24.7	33	0	TOTALS	65	420	6.5	35	0
1974	1	14	14.0	14	0						
TOTALS	63	1622	25.7	77	0						



## Thomas Henderson • 56

**LINEBACKER • LANGSTON • 2nd YEAR**  
**HT: 6-2 • WT: 223 • BORN: 3/1/53 • (D-1B FOR '75)**

**PRO:** It became evident that the "gamble" the Cowboys took on a small college athlete was paying off when Thomas was put on his own going after the ball on some special teams. "We decided to let him roam free on kickoff coverage," said Assistant Coach Mike Ditka. "We made everyone else stay in line but let Thomas go for the ball." Labeled star potential by LB Coach Jerry Tubbs, Henderson made numerous marks on the special teams, returning a kickoff 97 yards for a TD, blocking punts and winning three Headhunter awards.

**COLLEGE:** A two-time Little All-America selection at Langston, a small university in Oklahoma, Henderson did a 9.5 century on the track team and triple-jumped 49 feet.

**PERSONAL:** Thomas is a bachelor who played on the Cowboys' basketball team in the off-season. Works in fund-raising projects for Langston U., Crippled Children's Hospital, YMCA. Makes home in Dallas.

### HENDERSON'S COWBOYS RECORDS

Year	Opponents' Fumble		Recoveries			Year	Kickoff Returns				
	No.	Yds.	Avg.	Long	TD		No.	Yds.	Avg.	Long	TD
1975	1	0	0.0	0	0	1975	4	130	32.5	97	1



## Efren Herrera • 1

**KICKER • UCLA • 2nd YEAR**  
**HT: 5-9 • WT: 190 • BORN: 7/30/51 • (FA FOR '74)**

**PRO:** Efren, signed by Dallas after the third game of the 1974 season when a rash of injuries sidelined kickers, himself was an injury victim last season. He hurt a knee and underwent surgery in the pre-season. Thus, he spent the entire year on the injured reserve list. A proven pressure kicker, Herrera was back this season for another challenge. Off-season conditioning work, Efren said, had his injured leg as good as new. "Efren can offer any kicker a challenge if he comes off his injury all right," said Coach Tom Landry.

**COLLEGE:** Herrera led the nation's colleges in kick-scoring in 1973 to cap a three-year varsity career at UCLA.

**PERSONAL:** Born in Guadalajara, Mexico, Efren (pronounced e-FREN) moved to California as a teen-ager. He and wife Suzy live in Dallas where she teaches at the University of Dallas English Language Center.

### HERRERA'S COWBOYS RECORDS

Year	TD	Scoring		FG	Pts.
		PAT			
1974	0	33-33		8-13	57

## Mitch Hoopes • 9

**PUNTER • ARIZONA • 2nd YEAR**  
**HT: 6-1 • WT: 210 • BORN: 7/8/53 • (D-8 FOR '75)**



**PRO:** Often regarded as the player who catapulted the 1975 Cowboys off to a winning start, and thus eventually to the Super Bowl, with his uncharted run (4th and 13) for a first down in the season opener against LA. "I'm not a bad passer . . . but I'm a better runner," mused Hoopes, who faced a job challenge in '76 from quarterback-punter Danny White. "Really, I've got 4.8 speed," said Hoopes, who maintained a 39.4 average in his first year as a pro but also logged three passing attempts to go with his one rushing foray.

**COLLEGE:** Averaged 43.9 and 41.8 in two seasons with Arizona.

**PERSONAL:** Mitch grew up in Benson, now lives to the north a bit at Tucson, Ariz. A bachelor, he accepted speaking engagements during the off-season in behalf of Big Brothers.

### HOOPES' COWBOYS RECORDS

Year	Punting				Year	Rushing				
	No.	Yds.	Avg.	Long		Blk.	Att.	Yds.	Avg.	Long
1975	68	2676	39.4	55	1975	1	13	13.0	13	0
Year	Passing				Year	Rushing				
	Att.	Comp.	Yds.	Pct.		Int.	Avg. Gn.	TD		
1975	3	1	21	33.3	0	21.0	0			

## Percy Howard • 81

**WIDE RECEIVER • AUSTIN PEAY • 2nd YEAR**  
**HT: 6-4 • WT: 215 • BORN: 1/21/52 • (FA FOR '75)**



**PRO:** Howard, another basketball player "find" of the Cowboys, played no college football. He spent most of the 1975 season learning the game, and his position. "He's such a big target he can catch it anywhere," said Assistant Coach Dan Reeves. "I don't think he knows any fear." Howard, whose playing time was restricted by injury as well as inexperience, nevertheless is credited with the Cowboys' first and last TDs of the '75 season . . . the first in a rookie practice game against San Diego in California and the last against Pittsburgh in Super Bowl X in Florida.

**COLLEGE:** Played basketball only at Austin Peay. In high school, Howard caught 13 TD passes as a wide receiver and intercepted nine aerials as a safety.

**PERSONAL:** Percy and his wife Pat live in Dallas with a daughter, Pamela Trenace (6/4/73). Percy traveled to Tennessee for speaking engagements and worked with neighborhood kids.

### HOWARD'S COWBOYS RECORDS

Year	Kickoff Returns				
	No.	Yds.	Avg.	Long	TD
1975	2	51	25.5	31	0



## Randy Hughes • 42

**SAFETY** • **OKLAHOMA** • **2nd YEAR**  
**HT: 6-4** • **WT: 210** • **BORN: 4/3/53** • **(D-4B FOR '75)**

**PRO:** Randy bounced back from training camp depression in 1975 to be one of the top prospects for a starting role at the end of the season. He played in every game, seeing special teams action

as well as becoming an "extra" back when foes faced a passing situation. "He has a great knack for the football," said Tom Landry. "He shows it in practice and he shows it in games." Hughes recalled, "I didn't care (in early training camp of '75) whether I made it or not. I didn't even want to play for a while. Then I got things turned around." He returned a pass 33 yards against the Jets for his first pro TD.

**COLLEGE:** All-America for the unbeaten Sooners in '74 and two-time All-Big Eight selection. Named to several scholar-athlete groups as an outstanding student.

**PERSONAL:** Randy and wife Margo live in Tulsa in the off-season where he is employed by a building company.

### HUGHES' COWBOYS RECORDS

Year	Pass Interceptions				Year	Opponents' Fumble Recoveries				
	No.	Yds.	Avg.	Long		TD	No.	Yds.	Avg.	Long
1975	2	33	16.5	33	1	2	0	0.0	0	0



## Ed Jones • 72

**DEFENSIVE END** • **TENNESSEE STATE** • **3rd YEAR**  
**HT: 6-9** • **WT: 265** • **BORN: 2/23/51** • **(D-1 FOR '74)**

**PRO:** Even Jethro Pugh, who now is the leader of the defensive line, is happy that Ed Jones is on the same side of the trench. "I know how hard Too Tall can hit," Pugh recalled. "I was charging in

against the Giants at Shea Stadium when someone hit me from behind. I was out cold but when I did come to, they told me it was Ed who had clobbered me. It was the hardest I'd ever been hit in all my pro football career." Jones feels his best years are still ahead. "I'm just not playing to my potential yet," he said, apparently ignoring the "soph year" handicap and being placed at left (the strong side, usually) end position after charging in from the right when he was a rookie. Tom Landry said the real improvement in the defensive line should come this season from Ed. "He was in that second-year confused state in 1975," the coach remarked, "coming from the left side. If he can make a surge toward his future potential, we are going to have a better defensive line this year."

**COLLEGE:** An All-America at Tennessee State, Jones got his nickname from a teammate at the Nashville school. "It got so people we played against wouldn't try to throw to the side of the field he was on," said Tennessee State Coach John Merritt. Ed also played two years of college basketball.

## JONES, Cont.

**PERSONAL:** Ed was strictly a basketball player until his senior year at Merry High School in Jackson, Tenn. He turned to football "when the officials wouldn't let me play my game. I always had four fouls in the first half." A bachelor, Too Tall splits time between Dallas and Jackson during the off-season as owner-manager of a booking-promotion agency handling musical groups.

### JONES' COWBOYS RECORDS

Year	Opponents' Fumble Recoveries					Year	Pass Interceptions				
	No.	Yds.	Avg.	Long	TD		No.	Yds.	Avg.	Long	TD
1975	1	0	0.0	0	0	1975	1	2	2.0	2	0

## Ron Johnson • 40

**RUNNING BACK** • **MICHIGAN** • **8th YEAR**  
**HT: 6-1 • WT: 205 • BORN: 10/17/47 • (FA FOR '76)**



**PRO:** "Ron is extremely competitive," said Tom Landry when the former New York Giants running back signed as a free agent with the Cowboys in mid-June. The two-time 1,000-yard gainer said, "I am physically and mentally ready to play for the Cowboys. I am known as a versatile back — I can run, catch and block — and I hope in that way that I am able to be a benefit to Dallas." Johnson held Giants club marks for most TDs one game (4); rushing yardage one season (1,182) and season rushing attempts (298). All-Pro and Pro Bowl in '70, '72. No. 1 draft choice of Cleveland in 1969.

**COLLEGE:** Ron was an All-America at Michigan and set several rushing records, including 2,440 yards, career, to erase Tommy Harmon's mark.

**PERSONAL:** Johnson, born in Detroit, worked with a brokerage firm in NY in the off-season. His older brother, Alex, played for the Yankees. Ron and wife Karen make their home in New Jersey.

### JOHNSON'S CLEVELAND RECORDS

Year	Rushing					Year	Receiving				
	Att.	Yds.	Avg.	Long	TD		No.	Yds.	Avg.	Long	TD
1969	137	471	3.4	48	7	1969	24	164	6.8	18	0

Year	Kickoff Returns				
	No.	Yds.	Avg.	Long	TD
1969	1	31	31.0	31	0

Year	Passing					Int.	Avg. Gn.	TD
	Att.	Comp.	Yds.	Pct.	Yds.			
1969	1	0	0	0.0	0	0.0	0	

### JOHNSON'S NY GIANTS RECORDS

Year	Rushing					Year	Pass Receiving				
	Att.	Yds.	Avg.	Long	TD		No.	Yds.	Avg.	Long	TD
1970	263	1027	3.0	68	8	1970	48	487	10.1	50	4
1971	32	156	4.9	17	1	1971	6	47	7.8	30	0
1972	298	1182	4.0	35	9	1972	45	451	10.0	39	5
1973	260	902	3.5	29	6	1973	32	377	11.8	45	3
1974	97	218	2.2	14	4	1974	24	171	7.1	21	2
1975	116	351	3.0	23	5	1975	34	280	8.2	36	1
<b>TOTALS</b>	<b>1066</b>	<b>3837</b>	<b>3.6</b>	<b>68</b>	<b>33</b>	<b>TOTALS</b>	<b>189</b>	<b>1813</b>	<b>9.6</b>	<b>50</b>	<b>15</b>

Year	Kickoff Returns				
	No.	Yds.	Avg.	Long	TD
1972	5	140	28.0	69	0

Year	Passing					Int.	Avg. Gn.	TD
	Att.	Comp.	Yds.	Pct.	Yds.			
1972	1	0	0	0.0	0	0.0	0	



## Lee Roy Jordan • 55

**LINEBACKER • ALABAMA • 14th YEAR**  
**HT: 6-1 • WT: 220 • BORN: 4/27/41 • (D-1 FOR '63)**

**PRO:** No one caught the enthusiasm of 1975's gang of young rookies more than Lee Roy, a team leader of 13 years' vintage with the Cowboys. Jordan realizes the physical limitations that can slip up on a player after more than two decades of organized football and 35 years of just being. "I realize I've lost a step. I'm not as fast as those kids but I make up for it in knowing where to go and getting a head start on getting there by reading the keys. (He led the team in interceptions with six.) I see myself as the older head who can lend confidence and coolness — plus my knowledge — to the younger guys during a game." An unabashed cheerleader for all his graying hairs, Jordan found football fun again in 1975 and, as retirement talk raged, seemed to be weighing those good times and a possible return to the Super Bowl against "civilian" life full time. "This bunch has the greatest attitude of any I've ever been around. I like to be a cheerleader. I like to let teammates know I recognize good things when they are accomplished." Even opponents who don't understand Tom Landry's defense know that middle linebacker is the key. "You don't run on Dallas if you don't block Jordan," said one opposing head coach last season. Gradually eased into this key slot by Jerry Tubbs, as Tubbs took his time about retiring, it now seems it could be Jordan's turn to bow out gradually, timing the final curtain with the day that his young replacement, who'll be only the third middle linebacker in Dallas' history, can take over without weakening the defense.

**COLLEGE:** Lee Roy, everybody's All-America at Alabama, was named the nation's outstanding lineman in 1962. He made 31 tackles against Oklahoma in the Orange Bowl following that season.

**PERSONAL:** A native of Excel, Ala., Lee Roy and his wife Biddy live in Dallas with sons David (12/8/65), Patrick Lee (5/23/68) and Christopher (5/5/73). Lee Roy is associated with the Dallas real estate firm of Williams, Gray, Evans, Sherer & Co.

### JORDAN'S COWBOYS RECORDS

Pass Interceptions					Opponents' Fumble Recoveries					
Year	No.	Yds.	Avg. Long	TD	Year	No.	Yds.	Avg. Long	TD	
1963	3	41	13.7	23	0	1963	1	0	0.0	0
1964	1	3	3.0	3	0	1964	1	0	0.0	0
1966	1	49	49.0	49	1	1966	1	28	28.0	28
1967	3	85	28.3	40	1	1968	2	9	4.5	9
1968	3	17	5.7	7	0	1969	2	0	0.0	0
1969	2	38	19.0	38	0	1970	1	0	0.0	0
1970	1	6	6.0	6	0	1971	3	0	0.0	0
1971	2	34	17.0	23	0	1972	1	0	0.0	0
1972	2	18	9.0	12	0	1974	1	0	0.0	0
1973	6	78	13.0	31	1	1975	2	0	0.0	0
1974	2	23	11.5	13	0	<b>TOTALS</b>	<b>15</b>	<b>37</b>	<b>2.4</b>	<b>28</b>
1975	6	80	13.3	38	0					
<b>TOTALS</b>	<b>32</b>	<b>472</b>	<b>14.8</b>	<b>49</b>	<b>3</b>					

## Scott Laidlaw • 35

**RUNNING BACK • STANFORD • 2nd YEAR**  
**HT: 6-0 • WT: 202 • BORN: 1/18/53 • (D-14 FOR '75)**

**PRO:** Scott was reminding many 1975 observers of Walt Garrison with his running style — "even the way he falls" — before an early-season knee injury finally forced him to the operating room and the injured reserve list just after mid-season. "It bothers me I haven't played up to my potential yet," Laidlaw said. "I think once I get my legs back under me — both good legs — I can do all right." Showed fine pass-catching ability.

**COLLEGE:** Laidlaw rushed for 1,300 yards in two seasons he started with a pass-oriented team. Played out of pro set in college and adapted to Cowboys' offense readily.

**PERSONAL:** Scott and his wife, Michele, live in Menlo Park, Calif., during the off-season.

### LIDLAW'S COWBOYS RECORDS

Year	Rushing				Year	Receiving					
	AH.	Yds.	Avg.	Long		TD	No.	Yds.	Avg.	Long	TD
1975	3	10	3.3	10	0	1975	11	100	9.1	25	0



## Burton Lawless • 66

**GUARD • FLORIDA • 2nd YEAR**  
**HT: 6-4 • WT: 250 • BORN: 11/1/53 • (D-2 FOR '75)**

**PRO:** Lawless became in 1975 the first rookie to start in Tom Landry's offensive line since Ralph Neely back in 1965. The confidence the Cowboys placed in Burton was evident with the trade of John Niland to Philadelphia early in the '75 season. "He's explosive, he's quick and he's inexperienced," was the way Landry put it. "But he does a lot of things well." Lawless, who made UPI's All-Rookie team, admitted being shocked. "I didn't expect to be a starter. I didn't expect the Niland trade." John Mendenhall, NY Giants' defenseman, claimed Lawless was just another Dallas mirage. "None of those young guys with the Cowboys look like rookies," said Mendenhall. "In his second year," said Landry, "Burton should start to mature some, although this is usually the year you just try to hold your own because you are learning so much. But if he can just maintain his performance of 1975, we should be all right."

**COLLEGE:** An All-America at Florida, Lawless started his career there as a tight end. Dallas scout Red Hickey saw Burton as the best pulling guard in college, making him a natural for the Cowboys' offense.

**PERSONAL:** Burton underwent knee surgery in the off-season and then returned to the University of Florida to continue work toward his degree.





## D. D. Lewis • 50

**LINEBACKER • MISSISSIPPI STATE • 8th YEAR**  
**HT: 6-1 • WT: 215 • BORN: 10/16/45 • (D-6 FOR '68)**

**PRO:** D. D. Lewis is cut from the same cloth as most Dallas linebackers. Which means he isn't big (215 pounds) and has a lot of patience. In fact, as D. D. entered his eighth year of pro football, he was equalizing his starting years with his years of patience. He waited four years (one in the military service in 1969) behind All-Pro Chuck Howley for the starting job as weakside linebacker, marking time as captain of the special teams. Lewis, who was the Cowboys' representative in the NFL's annual trip to U.S. Far East military bases in the winter of '76, recovered two fumbles in the 1975 season and was credited with five quarterback traps blitzing from the weak side. "There's nothing like starting," said Lewis. "I look back now on all those years of waiting and wonder how I ever got through it." Lewis' football career at Dallas also includes emergency service as a center on long snaps and a No. 2 punter in case the regular is injured.

**COLLEGE:** D. D. made All-Southeastern Conference twice at Mississippi State, and as a senior was All-America and conference Defensive Player of the Year. He weighed 210 in college, and one scout described him as "pound for pound maybe the best player in the country."

**PERSONAL:** D. D. — the initials stand for Dwight Douglas — lives in Dallas with his wife Margaret and their daughters, Christi (10/17/69) and Victoria (11/17/75). He worked at Sewell Village Cadillac during the off-season.

### LEWIS' COWBOYS RECORDS

Year	Kickoff Returns				
	No.	Yds.	Avg.	Long	TD
1971	1	15	15.0	15	0
Year	Pass Interceptions				
	No.	Yds.	Avg.	Long	TD
1971	1	0	0.0	0	0
1972	1	15	15.0	15	0
1974	2	45	22.5	27	0
TOTALS	4	60	15.0	27	0

Year	Opponents' Fumble Recoveries				
	No.	Yds.	Avg.	Long	TD
1971	2	0	0.0	0	0
1973	2	4	2.0	4	0
1974	2	0	0.0	0	0
1975	2	38	19.0	36	0
TOTALS	8	42	5.3	36	0

Year	Scoring			
	TD	PAT	FG	PTS
1973	1*	0	0	6

\*Recovered blocked punt in end zone.



## Clint Longley • 19

**QUARTERBACK • ABILENE CHRISTIAN • 3rd YEAR**  
**HT: 6-1 • WT: 195 • BORN: 7/28/52 • (TRADE, CIN., '74)**

**PRO:** It was a year without the heroics of the Washington game in 1974, but Longley gained that well-known classroom and bench education that comes to all reserve quarterbacks who man the phones. When Longley's chance did come in the season finale against the Jets — Roger Staubach was bruised and Tom Landry decided to rest

## LONGLEY, Cont.

him before the playoff grind started — he answered the call admirably. Down 0-14, Longley brought the Cowboys back for a win, hitting six of 15 passes for one touchdown. Entering his third year, Clint suddenly became a member of one of the strongest quarterbacking corps in the NFL. Danny White's addition (from the WFL) set the stage for a summer-long battle for the back-up job. "Every time Longley gets in a football game," Landry said, "he appears to make something happen. This is a great quality to have in this game. My confidence in Longley is enhanced every time I see him play because he performs when he gets the opportunity."

**COLLEGE:** Clint led the nation's small colleges in total offense as a senior at Abilene Christian, completing 195 of 360 passes for 3,167 yards and 28 touchdowns and rushing for another 251 yards. The Cincinnati Bengals picked him in the supplemental draft in the spring of '74 when it was learned he planned to pass up a possible final year of eligibility at ACC. The Cowboys acquired Longley several weeks later for a fifth-round draft choice in '75.

**PERSONAL:** A bachelor, Clint lives in Dallas but still manages to pursue his favorite hobby — rattlesnake hunting. His nickname, "Mad Bomber", was acquired in his rookie training camp because of incidents like one of his errant passes hitting Tom Landry's coaching tower.

### LONGLEY'S COWBOYS RECORDS

Year	Att.	Comp.	Passing			Int.	Avg. Gn.	TD
			Yds.	Pct.				
1974	21	12	209	57.1	0	10.0	2	
1975	23	7	102	30.4	1	4.4	1	
TOTALS	44	19	311	40.3	1	7.1	3	

Year	Att.	Yds.	Rushing		TD
			Avg.	Long	
1974	4	-13	-3.2	1	0
1975	3	12	4.0	7	0
TOTALS	7	-1	-0.1	7	0

## Harvey Martin • 79

**DEFENSIVE END • EAST TEXAS STATE • 4th YEAR**  
**HT: 6-5 • WT: 252 • BORN: 11/16/50 • (D-3 FOR '73)**

**PRO:** No one has been able to nose out Martin in quarterback traps. Three times now Harv has led the team in this category, 10 in 1975 bringing the total to 29. Martin, of course, is hardly even approaching his potential peak in this, his fourth, season. "He was really learning in his third year," Tom Landry said. "All that can happen with each game, each experience, is that he'll get better." Jethro Pugh calls his young linemate, "the meanest man in football. He goes after everybody." Martin's philosophy is rather basic: "It's more fun to take someone's head off than to have them take yours off. I'm not mean at all. The name (Too Mean) comes from the way I play football. I don't know any other way but all-out." Martin approaches his Sunday wars differently now. "The day is gone when a lineman can simply overpower the man across from him. It is strictly quickness and technique now. And the No. 1 technique — or weapon — is the hand slap. It is the best thing a defensive lineman can do. With a good one, you can knock somebody



## MARTIN, Cont.

cold. I want to be destructive in there, like Bob Lilly or Deacon Jones. If you don't want to be the best, then you have no business playing this game."

**COLLEGE:** Harvey was an All-Conference selection at East Texas State and for two years was a teammate of the Pittsburgh Steelers' Dwight White.

**PERSONAL:** A native of Dallas (South Oak Cliff High School), bachelor Harvey lives in his hometown. He hosts the "Beautiful Harvey Martin Show" on KRLD Radio and works in the international trade field for World Diversified, Inc. Harvey remains active with Big Brothers of America and is president of the Dr Pepper Young Cowboys Club.

### MARTIN'S COWBOYS RECORDS

Year	Opponents' Fumble Recoveries		Long	TD
	No.	Yds.		
1973	1	0	0.0	0
1974	2	9	4.5	6
TOTALS	3	9	3.0	6



## Ralph Neely • 73

TACKLE • OKLAHOMA • 12th YEAR  
HT: 6-6 • WT: 255 • BORN: 9/12/43 • (TRADE, BALT., '65)

**PRO:** Neely was another of those older veterans who got caught up in the enthusiasm of the young rookies in 1975 and ended up showing them the way. "Ralph Neely had his best season since he's been with the Cowboys," claimed Offensive Coordinator Jim Myers. "Well," countered Ralph, "if it wasn't my best it was close to it . . . but I've been playing so long I can't remember the early ones." The defeat by Pittsburgh in Super Bowl X was especially tough on the former Sooner. Neely, who was in on the defeat by Baltimore in V, was injured and on the inactive roster when Dallas defeated Miami in Super Bowl VI at the end of the '71 season. Apparently Neely has regained the All-Pro stature he had at right tackle, before moving to the left side in '70 and then being out of the lineup, or playing hurt, for the next few years. Once talking retirement, Ralph may be preparing to play forever. "I enjoyed this (1975) season more than any in high school, college or pro," he said. "If every season could be like that, I'd probably try to play 20 years. The thing that is unique about this club is the amount of confidence each individual has in the other." Ironically, at Neely's right foot in 1975 played Burton Lawless, the first rookie to start in the offensive line since . . . since Ralph Neely. But even Bob Lilly didn't regard Neely, who started from the first game he was with the Cowboys, as a rookie. "He is the only player I've ever seen who was never a rookie," Lilly said. "He moved right in and did the job."

**COLLEGE:** Neely was a two-time All-America tackle at Oklahoma.

**PERSONAL:** Ralph is a native of Little Rock, Ark., who grew up in Farmington, N.M., and now lives in Dallas with his wife Dianne and children Dale (12/31/66) and Dedra (6/23/69). Ralph is on the board of directors of Camp Sweeney, a north Texas summer camp for diabetic children which is the only camp of its kind in the U.S. He and Dianne

## NEELY, Cont.

also are active in the North Texas Diabetes Association. In the '76 off-season Ralph was with Optimum Systems, Inc., a computer company based in Santa Clara, Calif.

### NEELY'S COWBOYS RECORDS

Year	Kickoff Returns				Year	Rushing				
	No.	Yds.	Avg. Long	TD		No.	Yds.	Avg. Long	TD	
1966	2	18	9.0	13	0	1	10	10.0	10	0
1968	3	17	5.7	9	0					
TOTALS	5	35	7.0	13	0					

## Robert Newhouse • 44

**RUNNING BACK • HOUSTON • 5th YEAR**  
**HT: 5-10 • WT: 205 • BORN: 1/9/50 • (D-2 FOR '72)**



**PRO:** Newhouse was set to challenge Walt Garrison for the starting fullback role in 1975 but the challenge went down with Garrison under an unprized bull in a rodeo. After that, the pressure was on the stocky ex-Houston Cougar. Robert answered with 930 yards, fourth in the NFC, 34 pass receptions and added a 46-yard touchdown pass for topping. "The 1975 season was really the first I've stayed in one position," Newhouse said. "I've learned not to take too many chances running. You take chances and a lot can happen, both good and bad. I've really just tried to hang steady. I'm satisfied with the yards but I can see a few more breakaways here and there and it could have been much better." Robert's fine season moved him into sixth place among Dallas' all-time rushers with 1,983 yards and a 4.5 per-carry average. His .500 passing average (two attempts) in 1975 was accomplished at Detroit's Pontiac Stadium when he hit Drew Pearson with a 46-yard TD heave. At 5-10, he's found no easy solution to blocking. "There's no technique for blocking big linemen," said Newhouse. "You just hit them and then get up and hit them again . . . if you're able. Aim low and if they give you some leeway, then go for their bodies."

**COLLEGE:** Newhouse rushed for 2,961 yards in his career at Houston, averaging 6.4 yards a carry and scoring 19 touchdowns despite a near-fatal auto accident just prior to his junior season.

**PERSONAL:** Robert, his wife Nancy and son Roddrick Breon (5/21/75) live in Dallas where he is in an officer training program at Texas Bank & Trust. He is a native of Longview, Tex., and was a high school football star at Hallsville, Tex.

### NEWHOUSE'S COWBOYS RECORDS

Year	Rushing				Year	Receiving				
	Att.	Yds.	Avg. Long	TD		No.	Yds.	Avg. Long	TD	
1972	28	116	4.1	19	1	8	8.0	8	0	
1973	84	436	5.2	54	1	9	87	9.7	38	1
1974	124	501	4.0	23	3	9	67	7.4	21	0
1975	209	930	4.4	29	2	34	275	8.1	23	0
TOTALS	445	1983	4.5	54	7	53	437	8.2	38	1

### Kickoff Returns

Year	No.	Yds.	Avg. Long	TD	
1972	18	382	21.2	30	0
1973	3	62	20.7	26	0
TOTALS	21	444	21.1	30	0

### Passing

Year	Att.	Comp.	Yds.	Pct.	Int.	Avg. Gn.	TD
1975	2	1	46	50.0	0	23.0	1



## Blaine Nye • 61

GUARD • STANFORD • 9th YEAR  
HT: 6-4 • WT: 255 • BORN: 3/29/46 • (D-5 FOR '68)

**PRO:** For a former All-Pro and Pro Bowler, Nye has found a strange way to rise from the obscurity that is epidemic among offensive linemen. "Actually," said Blaine, "I've become famous from people asking me how it feels not to be famous." If you gather Nye has a sense of humor, you are right. But he also has his own football "sense." "I tend to do things a bit differently because it suits me better," he explains. "But it seems to work out all right so they let me do it. I play with strength and what works for me, rather than using conventional football techniques. I don't seem to have a lot of peaks or valleys but I tend to get my job done most of the time. I usually score pretty well when they grade the plays." Two things Nye usually does differently are off-season work (he doesn't do much conditioning) and eating (he does quite a lot). Yet, as Coach Jim Myers is first to admit, when the bell rings, Nye is as ready to go as any of his teammates . . . and is at his playing weight. Nye gained some recognition after the '73 season, making All-Pro, and went to the Pro Bowl following the '74 season. "Blaine just never has a bad football game," said Tom Landry.

**COLLEGE:** After playing offense his sophomore year at Stanford, Blaine was moved to the defensive line for his junior and senior seasons. He had to learn offense all over again when the Cowboys drafted him in the fifth round in '68.

**PERSONAL:** Blaine, his wife Annabelle and children Melissa (2/6/68) and Blaine (12/21/69) live in Menlo Park, Calif., during the off-season. He owns a Masters Degree in Business Administration from Stanford and a Masters in Physics from the University of Washington. Blaine is preparing to return to Stanford to work on a Ph.D. He was with Wells Fargo in San Francisco during the 1976 off-season.

## Other Cowboys With NFL Experience

**LeFRANCIS ARNOLD**, a 6-4, 258-pound center-guard from Oregon, was signed as a free agent by Denver and played for the Broncos in 1974.

**HARRY GOODEN**, 6-6, 250, Alcorn A&M. Gooden, a defensive end, was drafted in the fifth round by San Diego in 1972 but played that season in Canada. He was at the Cowboys' training camp in 1974.

**DAVID GRANNEL**, a 6-5, 230-pound tight end from Arizona State, was signed by San Diego as a free agent in 1974 and played the last nine games of that season.

**HARRY KOKOLUS**, a 5-10, 180-pound kicker from Iowa, was signed as a free agent by Dallas in 1974 and was injured early that season and again in '75.

## Drew Pearson • 88

**WIDE RECEIVER • TULSA • 4th YEAR**  
**HT: 6-0 • WT: 185 • BORN: 1/12/51 • (FA FOR '73)**



**PRO:** The free agent from Tulsa further established himself as "Mr. Clutch" in his third year with the Cowboys. More and more football watchers were comparing him with Raymond Berry, the record-setting Baltimore Colt, because of his ability to get open and catch the football . . . without great speed. "He doesn't have burning speed but he can shift gears and change directions as well as anyone I've seen," said Assistant Coach Ed Hughes. Drew rated season-long double coverage in 1975 after his 62-catch, 1,087-yard season of 1974 but still managed to lead the team in receptions and score eight touchdowns. Drew's teammates rated his two catches in the final drive in the playoff game at Minnesota priceless. Because of that last-second exercise in heroics, the Cowboys went on to defeat LA for the NFC championship and made their third Super Bowl appearance. "I don't really want to be known as a big-play man," Drew said. "I had rather be known as a consistent receiver." Tom Landry says that "feel" is Pearson's strong point: "He has a sense of where the defenders are and can find the open spot," Landry stated. "In today's adjusting, moving zone defenses, this is an asset that is among the most valuable for any receiver. That great feel, almost an instinct as to where people are around him, is something you don't coach. He makes the clutch catches that you have to have." Roger Staubach simply states: "I know Drew is going to be where he's supposed to be for the defense called. If it adjusts, then I still know he'll head for the open spot."

**COLLEGE:** Tulsa was a run-oriented team when Drew was there, and although he was a regular his pass-catching skills weren't showcased for the pro scouts and the Cowboys were able to land him as a free agent. Drew played quarterback as a freshman and sophomore before becoming a wide receiver, and retained enough of his old skills to throw a 46-yard touchdown pass to Golden Richards against the Giants last season.

**PERSONAL:** Drew, his wife Marsha and daughter Tori Nichole (7/23/74) live in Dallas where he is active in charity work, such as Big Brothers of America and MS. Drew helped coordinate appearances of the Cowboys basketball team. Marsha's father is Harlem Globetrotters star Marques Haynes.

### PEARSON'S COWBOYS RECORDS

Receiving					Punt Returns						
Year	No.	Yds.	Avg.	Long	TD	Year	No.	Yds.	Avg.	Long	TD
1973	22	388	17.6	40	2	1973	2	13	6.5	13	0
1974	62	1087	17.5	50	2	Kickoff Returns					
1975	46	822	17.9	46	8	Year	No.	Yds.	Avg.	Long	TD
TOTALS	130	2297	17.7	50	12	1973	7	155	22.1	26	0

Rushing					Miscellaneous Scoring					
Year	Att.	Yds.	Avg.	Long	TD	Year	TD	PAT	FG	Pts.
1974	3	6	2.0	22	0	1974	1*	0	0	6
1975	1	11	11.0	11	0	*Recovered fumble in end zone.				
TOTALS	4	17	4.3	22	0					

Passing							
Year	Att.	Comp.	Yds.	Pct.	Int.	Avg. Gn.	TD
1974	1	1	46	100.0	0	46.00	1



# Preston Pearson • 26

**RUNNING BACK • ILLINOIS • 10th YEAR**  
**HT: 6-1 • WT: 208 • BORN: 1/17/45 • (FA FOR '75)**

**PRO:** Pearson was the Cowboys' "Cinderella Man" of 1975 . . . the running back shoes of Dallas fit him perfectly after he was waived by Pittsburgh just before the regular season started. He missed

only the first game of the regular season, becoming more of an asset each week as he dug deeper into Tom Landry's playbook. The sensational year of the long-time Baltimore-Pittsburgh veteran was climaxed in the playoff game against Los Angeles when Preston caught seven passes for 123 yards and three TDs. "This is beautiful," said Pearson after Dallas signed him. "This is what I've been waiting for . . . a chance to start I'm not a big back. I don't pretend to want to run over people. My thing is to get away from them the best way I can. In the open field," Pearson went on, "I believe I can beat anybody one-on-one." Landry called Pearson's performance, "the key to our season. Over the long haul he was really the bright spot. He was a pleasant surprise and he and our offense seemed to complement each other."

**COLLEGE:** Won three letters in basketball after entering Illinois without a scholarship. Did not play football.

**PERSONAL:** Preston and his wife Linda make their home in Pittsburgh in the off-season, where he is involved in buying and selling apartment buildings and duplexes. Children are Gregory Keith (12/28/69) and Matthew Jay (9/29/72).

## PEARSON'S PITTSBURGH RECORDS

Rushing					
Year	Att.	Yds.	Avg.	Long	TD
1970	173	503	2.9	30	2
1971	131	605	4.6	27	0
1972	67	264	3.9	21	0
1973	132	554	4.2	47	2
1974	70	317	4.5	53	4
TOTALS	573	2243	3.9	53	8

Receiving					
Year	No.	Yds.	Avg.	Long	TD
1970	6	71	11.8	18	0
1971	20	246	12.3	44	2
1972	11	79	7.2	15	0
1973	11	173	15.7	36	2
1974	11	118	10.7	31	0
TOTALS	59	687	11.6	44	4

Kickoff Returns					
Year	No.	Yds.	Avg.	Long	TD
1970	4	114	28.5	35	0
1971	7	205	29.3	77	0
1972	13	292	22.5	42	0
1973	16	308	19.3	28	0
1974	12	258	21.5	25	0
TOTALS	52	1157	22.6	77	0

## PEARSON'S BALTIMORE RECORDS

Rushing					
Year	Att.	Yds.	Avg.	Long	TD
1968	19	78	4.1	13	0
1969	24	81	3.4	10	0
TOTALS	43	159	3.7	13	0

Receiving					
Year	No.	Yds.	Avg.	Long	TD
1968	2	70	35.0	61	2
1969	4	64	16.0	37	0
TOTALS	6	134	22.3	61	2

Kickoff Returns					
Year	No.	Yds.	Avg.	Long	TD
1968	15	527	35.1	102	2
1969	31	706	22.8	51	0
TOTALS	46	1233	26.8	102	2

## PEARSON'S COWBOYS RECORDS

Rushing					
Year	Att.	Yds.	Avg.	Long	TD
1975	133	509	3.8	32	2

Receiving					
Year	No.	Yds.	Avg.	Long	TD
1975	27	351	13.0	49	2

Kickoff Returns					
Year	No.	Yds.	Avg.	Long	TD
1975	16	391	24.4	42	0

## Jethro Pugh • 75

**DEFENSIVE TACKLE • ELIZABETH CITY STATE • 12th YEAR**  
**HT: 6-6 • WT: 248 • BORN: 7/3/44 • (D-11 FOR '65)**



**PRO:** With the big shadow of Bob Lilly dissolved into the sunset of retirement, the figure of Jethro Pugh swept into the limelight as expected. Pugh became the "old man" — in experience — of the defensive line in 1975 and thus the unofficial leader. "It was odd at first with Lilly not next to me," Pugh said. "But later on it felt natural to have Larry Cole or Bill Gregory there. As for me, I've been playing so long I should have learned something. That getting to the runner before he can really get started is just recognition." Pugh, who drew much of the double-teaming once reserved for Lilly, seemingly hit his stride in the second game against the Giants with four QB traps and an assist and several tackles on the ball carrier before the carrier took his second step. "Our solid, consistent player who gives us stability up front is Jethro Pugh," states Tom Landry. Pugh begins his 12th year with Dallas and pro football as something of a young man . . . with an attitude to match (he was only 20 when the Cowboys drafted him). "I'm just a kid," smiled the player nicknamed Buzz by his teammates. "I think I can do a good job for a couple more years if I can avoid serious injury and stay out of Ed Jones' way. You aren't going to tear the heads off most NFL players because they are too quick. I just try to get the job done. Besides, Harvey Martin is mean enough for both of us." Pugh likes the set-up, even minus Lilly. "In my opinion, this is the best pass-rushing line I've played on."

**COLLEGE:** Jethro enrolled at Elizabeth City State without a scholarship, but ended up as a two-time All-Conference tackle and was named his team's Most Valuable Lineman as a senior. He was only 20 years old when the Cowboys drafted him on the 11th round in 1965, and the club had to wait until his 21st birthday before signing him.

**PERSONAL:** Jethro, his wife Beverly and children Jethro III (10/20/68) and Jethrolyn Jo (3/3/71) live in Dallas.

### PUGH'S COWBOYS RECORDS

Year	Opponents' Fumble Recoveries				Year	Interceptions				
	No.	Yds.	Avg.	Long		TD	No.	Yds.	Avg.	Long
1969	1	0	0.0	0	0	1	0	0.0	0	0
1971	1	0	0.0	0	0					
1972	1	0	0.0	0	0					
1973	4	35	8.8	35	0					
1975	1	0	0.0	0	0					
<b>TOTALS</b>	<b>8</b>	<b>35</b>	<b>4.4</b>	<b>35</b>	<b>0</b>					





## Mel Renfro • 20

**CORNERBACK • OREGON • 13th YEAR**  
**HT: 6-0 • WT: 190 • BORN: 12/30/41 • (D-2 FOR '64)**

**PRO:** Dallas Cowboys watchers keep their eyes on Mel Renfro like ornithologists look for the first robin of spring. It was with some note of cheer that they spotted Renfro, one of the Cowboys' few remaining players of mid-30s (he's 34) vintage, once again haunting the training field during the spring of '76. For it was Renfro who became a leader of the older vets in 1975 as he set out to deny the theory that the club would finish out of the playoffs because of the rebuilding process. "Mel's enthusiasm and conditioning seemed to inspire the other veterans to work harder," said trainer Don Cochren. "They'd look at a guy his age who had been playing so long (he's entering his 13th year) and figure if he was 'young' enough to do those things and get his body and mind in that kind of shape, then everyone should be willing to at least try." Tom Landry noted that, "All the players were talking about Renfro . . . his off-season work. He sets a tremendous example." Landry believes Mel can play top cornerback. The coach's only reservation is that Mel and the older vets probably can't put 14 (or 20) football games back-to-back. Renfro is a five-time All-Pro and has played in 10 Pro Bowls while patrolling the cornerback and free safety slots for Dallas. "I just never felt any younger . . . being around these guys," said 'Fro. "I got to working and really felt it had all come together for me."

**COLLEGE:** Mel was an All-America halfback and a world-class trackman at Oregon.

**PERSONAL:** A native Texan from Houston, Mel grew up in Portland. His children are Mel Jr. (1/25/64), Tony (3/29/65) and Cindy (3/14/68). Mel lives in Dallas where he owns and manages real estate.

### RENFRO'S COWBOYS RECORDS

Pass Interceptions					Punt Returns						
Year	No.	Yds.	Avg.	Long	TD	Year	No.	Yds.	Avg.	Long	TD
1964	7	110	15.7	39	1	1964	32	418	13.1	69	1
1965	2	92	46.0	90	1	1965	24	145	6.0	35	0
1966	2	57	28.5	33	0	1966	21	123	5.9	38	0
1967	7	38	5.4	30	0	1967	3	-1	-0.3	7	0
1968	3	5	1.7	5	0	1969	15	80	5.3	34	0
1969	10	118	11.8	41	0	1970	13	77	5.9	29	0
1970	4	3	0.8	3	0	1974	1	0	0.0	0	0
1971	4	11	2.8	7	0	TOTALS	109	842	7.7	69	1
1972	1	0	0.0	0	0	Opponents' Fumble Recoveries					
1973	2	65	32.5	35	1	Year	No.	Yds.	Avg.	Long	TD
1974	1	6	6.0	6	0	1965	2	1	0.5	1	0
1975	4	70	17.5	22	0	1967	1	0	0.0	0	0
TOTALS	47	575	12.2	90	3	1968	1	6	6.0	6	0
Kickoff Returns					Receiving						
Year	No.	Yds.	Avg.	Long	TD	Year	No.	Yds.	Avg.	Long	TD
1964	40	1017	25.4	64	0	1972	1	3	3.0	3	0
1965	21	630	30.0	100	1	1973	2	0	0.0	0	0
1966	19	487	25.6	87	1	1974	1	6	6.0	6	0
1967	5	112	22.4	30	0	TOTALS	8	16	2.0	6	0
TOTALS	85	2246	26.4	100	2						
Rushing											
Year	No.	Yds.	Avg.	Long	TD						
1966	8	52	6.5	27	0						

## Golden Richards • 83

WIDE RECEIVER • HAWAII • 4th YEAR  
HT: 6-0 • WT: 190 • BORN: 12/31/50 • (D-2 FOR '73)



**PRO:** Golden continued to improve in speed and finesse, the qualities which prompted the Cowboys to draft him in the second round in '73 despite his having had a knee in a cast from surgery. Although Richards ranked No. 5 among Dallas receivers in 1975 with 21 catches, he averaged 21.5 per catch, making him the club's big-play receiver. And he ranked fifth in the NFC in punt returns, averaging a 10.3 runback on each return and scoring his first regular season TD in that category with a 43-yard scamper at Philadelphia. "I like to return punts, OK, but it is not my favorite thing," Richards explained. "But — and I know this won't sound right — there's something else. I'm the only one I'd trust back there doing what I'm doing." Richards is proud of his career. "I'm happy to be a Cowboy team member. It is hard for me, however, to evaluate my season without relating it to the team's success. I have to put team success before individual success."

**COLLEGE:** After leading the nation in punt returns as a junior at Brigham Young, Richards transferred to Hawaii. His senior season was cut short by a leg injury, but Cowboys Scout Bob Griffin recommended him so highly that he was chosen in the second round of the '73 draft.

**PERSONAL:** Golden and his wife Barbara live in Dallas, where in the off-season he is in sales promotion for RCA/Interstate Electric. He's a native of Salt Lake City, Utah.

### RICHARDS' COWBOYS RECORDS

Year	Rushing				
	Att.	Yds.	Avg.	Long	TD
1973	1	2	2.0	2	0
1974	1	—5	—5.0	—5	0
1975	3	18	6.0	11	0
TOTALS	5	15	3.0	11	0

Year	Punt Returns				
	No.	Yds.	Avg.	Long	TD
1973	21	139	6.6	46	0
1974	13	74	5.7	15	0
1975	28	288	10.3	43	1
TOTALS	62	501	8.1	46	1

Year	Receiving				
	No.	Yds.	Avg.	Long	TD
1973	6	91	15.2	53	1
1974	26	467	18.0	58	5
1975	21	451	21.5	62	4
TOTALS	53	1009	19.0	62	10

Year	Kickoff Returns				
	No.	Yds.	Avg.	Long	TD
1973	3	44	14.7	20	0

## Cowboys on Radio

The Cowboys once again will have one of the largest radio networks in the National Football League. Fifty-thousand-watt clear channel KRLD in Dallas is the flagship station for the 160-station, eight-state Cowboys Radio Network.



## Herbert Scott • 68


GUARD • VIRGINIA UNION • 2nd YEAR  
HT: 6-2 • WT: 250 • BORN: 1/18/53 • (D-13 FOR '75)

**PRO:** Considered a long shot during the 1975 training camp, Scott survived to start against Green Bay when Burton Lawless was hurt. Quickness is greatest asset . . . capable of playing tackle. "Herb

Scott can play in this league," said one Dallas coach after watching him in film against the Packers. "I just stuck it out," said Herb. "I was only capable of doing my best. After that, it was up to someone else."

**COLLEGE:** Played tight end and tackle, as well as guard, at Virginia Union. Lettered in shot put.

**PERSONAL:** Herb, a bachelor, spent the off-season teaching school near his home town of Virginia Beach, Va.



## Roger Staubach • 12

**QUARTERBACK** • **NAVY** • **8th YEAR**  
**HT: 6-3 • WT: 197 • BORN: 2/5/42 • (D-10, Future, '64)**



**PRO:** "What a competitor," says St. Louis Cardinals Coach Don Coryell of Roger Staubach. "He's just tremendous. He won't quit." Staubach's never-say-die style of play was never more evident than in the 1975 season when he led the surprising Cowboys to the Super Bowl. Dallas beat St. Louis in overtime; scored 10 points in the last minute to defeat Philadelphia, and shocked Minnesota on the 50-yard Staubach-to-Drew Pearson "Hail Mary" pass in the first round of the playoffs. "Roger played as well as he ever has since he's been with us," said Tom Landry, "better than he did the year we won the Super Bowl." Along the way, Staubach compiled some imposing statistics. He completed 56.9 per cent of his passes for 2,666 yards and 17 touchdowns and rushed for another 316 yards (a 5.7 average) and four more touchdowns. The Cowboys' all-time leading passer, he topped the 10,000-yard career mark (10,589) and broke his own single-season record with 198 completions. He won the Field Scovell Award, presented annually to a top national athletic figure by the Dallas All-Sports Association; received the Vince Lombardi Award from the Wisconsin Pro Football Writers Association, and was named Texas Pro Athlete of the Year.

**COLLEGE:** Staubach won the Heisman Trophy and Maxwell Award as a junior at Navy, lettered in basketball and baseball, and captained the 1965 College All-Star team.

**PERSONAL:** Roger, a native of Cincinnati, lives in Dallas with his wife Marianne, daughters Jennifer (6/21/66), Michelle (5/23/68), Stephanie Marie (6/25/69) and son Jeffrey Roger (12/28/74). He was named one of Dallas' Fathers of the Year in June. Roger is fund raising chairman for the Paul Anderson Youth Home near Dallas and National Campaign Chairman for the American Diabetes Association. In business, he is associated with the Henry S. Miller Co. (real estate) in Dallas. After graduation from the Naval Academy in 1965, Roger spent four years in the Navy, including a year in Vietnam, before joining the Cowboys.

### STAUBACH'S COWBOYS RECORDS

#### Passing

Year	Att.	Comp.	Yds.	Pct.	Int.	Avg. Gn.	TD	Rating
1969	47	23	421	48.9	2	9.0	1	69.3
1970	82	44	542	53.7	8	6.6	2	44.5
1971	211	126	1882	59.7	4	8.9	15	104.8
1972	20	9	98	45.0	2	4.9	0	20.4
1973	286	179	2428	62.6	15	8.5	23	94.6
1974	360	190	2552	52.8	15	7.1	11	68.5
1975	348	198	2666	56.9	16	7.7	17	78.6
<b>TOTALS</b>	<b>1354</b>	<b>769</b>	<b>10589</b>	<b>56.8</b>	<b>62</b>	<b>7.8</b>	<b>69</b>	<b>79.8</b>

#### Rushing

Year	Att.	Yds.	Avg.	Long	TD
1969	15	60	4.0	19	1
1970	27	221	8.2	25	0
1971	41	343	8.4	31	2
1972	6	45	7.5	20	0
1973	46	250	5.4	18	3
1974	47	320	6.8	29	3
1975	55	316	5.7	17	4
<b>TOTALS</b>	<b>237</b>	<b>1555</b>	<b>6.6</b>	<b>31</b>	<b>13</b>

#### Receiving

Year	No.	Yds.	Avg.	Long	TD
1974	1	13	13.0	13	0



## Duane Thomas • 33

**RUNNING BACK • WEST TEXAS STATE • 5th YEAR**  
**HT: 6-1 • WT: 218 • BORN: 6/21/47 • (FA FOR '76)**

**PRO:** Duane returned to his hometown, Dallas, when the WFL and the Hawaii team folded in 1975, and the Cowboys signed him as a free agent. He was with the Cowboys (a No. 1 draft choice in '70) on two of their three previous trips to the Super Bowl — following the '70 and '71 seasons. "Thomas' addition could add depth and versatility to our backfield," Coach Tom Landry said. "If Duane can return to the running and pass-catching form he showed when he was with us before, we can do yet more things out of our backfield."

**COLLEGE:** In three years at West Texas, Duane rushed for 2,378 yards and a 6.0 average. His blocking paved the way for much of the yardage gained by West Texas teammate Mercury Morris.

**PERSONAL:** Duane is a former Dallas Lincoln High School football and track star who makes his home in Dallas.

### THOMAS' COWBOYS RECORDS

Year	Rushing				Year	Kickoff Returns					
	Att.	Yds.	Avg.	Long		TD	No.	Yds.	Avg.	Long	TD
1970	151	803	5.3	47	5	19	416	21.9	33	0	
1971	175	793	4.5	56	11	2	64	32.0	33	0	
<b>TOTALS</b>	<b>326</b>	<b>1596</b>	<b>4.9</b>	<b>56</b>	<b>16</b>	<b>TOTALS</b>	<b>21</b>	<b>480</b>	<b>22.9</b>	<b>33</b>	<b>0</b>

Year	Receiving				Year	Passing				
	No.	Yds.	Avg.	Long		TD	No.	Yds.	Avg.	Long
1970	10	73	7.3	17	0	1	0	0.0	0	0
1971	13	153	11.8	34	2	0	0	0.0	0	0
<b>TOTALS</b>	<b>23</b>	<b>226</b>	<b>9.8</b>	<b>34</b>	<b>2</b>	<b>TOTALS</b>	<b>1</b>	<b>0</b>	<b>0.0</b>	<b>0</b>

Year	Rushing				Year	Passing				
	Att.	Yds.	Avg.	Long		TD	No.	Yds.	Avg.	Long
1971	1	0	0	0	0	0	0	0.0	0	0

### THOMAS' WASHINGTON RECORDS

Year	Rushing				Year	Pass Receiving					
	Att.	Yds.	Avg.	Long		TD	No.	Yds.	Avg.	Long	TD
1973	32	95	3.0	13	0	5	40	8.0	13	0	
1974	95	347	3.7	66	5	10	31	3.1	9	1	
<b>TOTALS</b>	<b>127</b>	<b>442</b>	<b>3.4</b>	<b>66</b>	<b>5</b>	<b>TOTALS</b>	<b>15</b>	<b>71</b>	<b>4.7</b>	<b>22</b>	<b>1</b>



## Bruce Walton • 78

**TACKLE • UCLA • 4th YEAR**  
**HT: 6-6 • WT: 252 • BORN: 6/14/51 • (D-5 FOR '73)**

**PRO:** Walton continued to prove valuable to the Cowboys in 1975 as a heavy gun on the special teams. He participated in all but two games, taking a breather after injuring a knee against Green Bay. As back-up to Rayfield Wright, one of the Cowboys' two All-Pros in 1975, Bruce's playing time as offensive tackle was limited but Coach Tom Landry continues to feel easier having Walton in reserve. "I see good

## WALTON, Cont.

back-up strength in Bruce Walton though no serious challenge yet from anyone on getting a starting job," said Landry.

**COLLEGE:** Bruce was a three-year letterman at UCLA.

**PERSONAL:** Bruce and his wife Kathy make their home in Del Mar, Calif., where he was an account executive for a San Diego radio station in the off-season.

### WALTON'S COWBOYS RECORDS

Year	Kickoff Returns				
	No.	Yds.	Avg. Long	TD	
1973	1	11	11.0	1	0

## Mark Washington • 46

**CORNERBACK • MORGAN STATE • 7th YEAR**  
**HT: 5-11 • WT: 186 • BORN: 12/28/47 • (D-13 FOR '70)**



**PRO:** In 1975 Mark continued to play toward the potential Dallas coaches have seen in him through years of injury peril. He stayed healthy for the entire season — rare in his six-year career — and was able to start every game at left cornerback. One of Washington's four interceptions on the year was credited with turning the New York Giants game around at Shea Stadium when the Cowboys were behind and in trouble. He tacked on a 23-yard return and from that point Dallas went on to register its only TD of the game, snatching victory from apparent defeat. "You have to have mental toughness before you go out there because you are going to get beat," said Washington, who patrols pro football's loneliest outpost. "Those guys coming at you are paid to catch footballs. My objective is to prevent them from doing it too often." It was Mark's first full year as a starter in 1975 and he seemed to grow in confidence with experience. "Yes," said Mark, "cornerback is the toughest position there is. Any time you have to cover NFL receivers without help, not knowing where they are going, well . . . I'd say that's tough."

**COLLEGE:** Co-captain of the Morgan State football team his senior year, Mark intercepted six passes that season for a career total of 15.

**PERSONAL:** Mark, his wife Linda and daughter Lisa Joy (3/16/74) live in Dallas. He spent the past two off-seasons working for the Department of Commerce, locating jobs for socially and financially deprived high school students who ranked in the top 10 per cent of their class.

### WASHINGTON'S COWBOYS RECORDS

Year	Pass Interceptions					Year	Opponents' Fumble Recoveries				
	No.	Yds.	Avg. Long	TD	No.		Yds.	Avg. Long	TD		
1970	1	0	0.0	0	0	1	0	0.0	0	0	
1973	1	0	0.0	0	0	2	0	0.0	0	0	
1974	1	0	0.0	0	0	1	0	0.0	0	0	
1975	4	26	6.5	23	0	2	0	0.0	0	0	
TOTALS	7	26	3.7	23	0	TOTALS	6	0	0.0	0	0

Year	Kickoff Returns				
	No.	Yds.	Avg. Long	TD	
1970	5	242	48.4	100	1
1973	1	0	0.0	0	0
TOTALS	6	242	40.3	100	1



## Charlie Waters • 41

**SAFETY • CLEMSON • 7th YEAR**  
**HT: 6-2 • WT: 195 • BORN: 9/10/48 • (D-3 FOR '70)**

**PRO:** Cornell Green, the 13-year defensive back with a string of All-Pro honors to his credit, went through the rigors of a 1975 training camp and then suddenly announced his retirement. It was Charlie

Waters' emergence at the strong safety position that prompted Green's move. The position was in good hands. "I think my overall play at strong safety," said Waters, who also has played cornerback and free safety for Dallas, "has been good so far. I've been disappointed in some things, but I've set my priorities. And the most important thing," Waters went on, "is not my individual performance as far as shutting down receivers but to make sure everybody plays the right defense." In that regard, Waters believes his offensive (quarterback-receiver) experience in college has been valuable. "I try to think like the quarterback is thinking," he explained. Waters' 23 interceptions rank him fifth among Dallas' all-time leaders in that department. Other than playing all four positions, Waters has had seven operations since joining the Cowboys. He played lighter in 1975. A steel rod through his arm, from shoulder to elbow, was removed following the 1974 season. Waters' biggest thrill came in the decisive 1975 victory over Washington at Texas Stadium as he held an intercepted pass over his head going into the end zone after he had returned it 20 yards.

**COLLEGE:** A quarterback-turned-receiver at Clemson, Charlie caught 68 passes for 1,165 yards in only 15 games as a receiver.

**PERSONAL:** A bachelor, Charlie owns a home on an acreage in north Dallas. He's associated with Frank Parra Chevrolet in Irving.

### WATERS' COWBOYS RECORDS

Year	Pass Interceptions				
	No.	Yds.	Avg.	Long	TD
1970	5	45	9.0	20	0
1971	2	37	18.5	30	0
1972	6	132	22.0	56	1
1973	5	112	22.4	44	0
1974	2	26	13.0	24	0
1975	3	55	18.3	35	1
<b>TOTALS</b>	<b>23</b>	<b>407</b>	<b>17.7</b>	<b>56</b>	<b>2</b>

Year	Kickoff Returns				
	No.	Yds.	Avg.	Long	TD
1970	1	6	6.0	6	0
1971	1	18	18.0	18	0
1972	2	18	9.0	18	0
1975	1	0	0.0	0	0
<b>TOTALS</b>	<b>5</b>	<b>42</b>	<b>8.4</b>	<b>18</b>	<b>0</b>

Year	Opponents' Fumble Recoveries				
	No.	Yds.	Avg.	Long	TD
1970	1	0	0.0	0	0
1973	1	15	15.0	15	0
<b>TOTALS</b>	<b>2</b>	<b>15</b>	<b>7.5</b>	<b>15</b>	<b>0</b>

Year	Punt Returns				
	No.	Yds.	Avg.	Long	TD
1971	9	109	12.1	42	0
1972	9	56	6.2	17	0
1974	1	8	8.0	8	0
<b>TOTALS</b>	<b>19</b>	<b>173</b>	<b>9.1</b>	<b>42</b>	<b>0</b>



## Danny White • 11

QUARTERBACK-PUNTER • ARIZONA STATE • 1st YEAR  
HT: 6-3 • WT: 190 • BORN: 2/9/52 • (D-3A FOR '74)

**PRO:** Danny played 30 games with Memphis in the WFL in 1974 and '75. Had 177 completions out of 333 attempts for 2,553 yards (a 53.2 career percentage) for 20 TDs, 16 interceptions. Expected to challenge for a punting job, also. WFL average for 115 punts was 42.5, including league-leading 45.1 in 1975. Maintained 4.6 rushing average in 46 carries. White's addition gives the Cowboys one of the strongest quarterbacking corps in the NFL.

**COLLEGE:** Danny led ASU to 32-4 record in three years as QB there, establishing seven major collegiate passing marks. Was second in NCAA total offense in '73. Signed with WFL after being drafted by Dallas.

**PERSONAL:** White, a native of Mesa, Ariz., lives in Dallas with his wife JoLynn and two sons, Ryan (4/26/73) and Geoffrey (1/4/76).



## Randy White • 54

LINEBACKER • MARYLAND • 2nd YEAR  
HT: 6-4 • WT: 240 • BORN: 1/15/53 • (D-1A FOR '75)

**PRO:** Great things expected of the second player selected in the 1975 draft came true in White. Randy, playing both up and down, on and behind the Cowboys' defensive line, was second only to Harvey Martin in QB traps (7), recovered two hostile fumbles and made numerous big plays. White was a leader among the so-called "Dirty Dozen" — the 12 rookies who made the 1975 squad — and was recognized by UPI on its All-Rookie team. Tom Landry had middle linebacking plans for White in 1976, apparently to become the heir to Lee Roy Jordan's job. "I don't care where I play," said White, "just let them put me where they want to as long as I can play. I'm happy with what I'm doing. There is as much enthusiasm here as in college. It may be a little more mature enthusiasm, but it is here."

**COLLEGE:** Randy was everyone's All-America at Maryland as a defensive end. He won the Outland Trophy and the Vince Lombardi Award, among many. He was the second player chosen in the '75 draft, after Atlanta picked California's Steve Bartkowski.

**PERSONAL:** White, a bachelor, returned to his home in Wilmington, Del., during the off-season.



### WHITE'S COWBOYS RECORDS Opponents' Fumble Recoveries

Year	No.	Yds.	Avg.	Long	TD
1975	2	0	0.0	0	0



## Rayfield Wright • 70

**TACKLE • FORT VALLEY STATE • 10th YEAR**  
**HT: 6-6 • WT: 255 • BORN: 8/23/45 • (D-7 FOR '67)**

**PRO:** Wright not only had to battle the hostiles on the other side of the line during the early part of the 1975 season, but was trying to come back from a knee operation. The "Big Cat" set his own pace to get into playing shape through camp and the pre-season. He not only was ready when the time came, but he performed again as one of the top offensive tackles in pro football and joined safety Cliff Harris as the Cowboys' only All-Pros and Pro Bowlers. It was linemate Ralph Neely's opinion that Rayfield on one leg was better than the majority of NFL linemen on two. "Wright suffered in 1975," said Tom Landry. "He did not perform up to how he can perform, yet he made All-Pro. If Wright's knee is better in 1976, then our offensive line is going to be better." Summing it up after his fifth straight Pro Bowl, Rayfield thinks ahead, letting the past go. "I've had some pretty good years but I still think the best are ahead of me," Wright mused. "I don't think I'll reach my peak for the next year or two." The likes of Minnesota's Carl Eller won't welcome that news. "Man, that's some football player," is the way Eller describes Rayfield.

**COLLEGE:** Rayfield lettered in football, basketball and track (a 50 flat 440) at Fort Valley State in Fort Valley, Ga., earning All-Conference honors in football and basketball. He played several positions in football, including defensive back.

**PERSONAL:** Rayfield, his wife Andrea and children LaRay Adrian (3/25/72) and Anitra Joyclyn (4/21/74) live in Dallas. He grew up in Griffin, Ga., where he earned 21 merit badges on his way to becoming an Eagle Scout.

### WRIGHT'S COWBOYS RECORDS

Year	Receiving				Year	Rushing				
	No.	Yds.	Avg.	Long		TD	No.	Yds.	Avg.	Long
1968	1	15	15.0	15	1	1	—10	—10.0	—	0
1969	1	12	12.0	12	0					
<b>TOTALS</b>	<b>2</b>	<b>27</b>	<b>13.5</b>	<b>15</b>	<b>1</b>					



## Charles Young • 30

**RUNNING BACK • NORTH CAROLINA STATE • 3rd YEAR**  
**HT: 6-1 • WT: 220 • BORN: 10/13/52 • (D-1 FOR '74)**

**PRO:** Young was a yo-yo on the end of a string through the early part of 1975. Injuries to other backs forced him to move from halfback to fullback during the pre-season and the early part of the regular season. But by the end of the year, Young was able to concentrate on halfback once again. "I feel like I'm just now getting the feel of things again," said the Cowboys' first-round draft choice of 1974. "It took

## YOUNG, Cont.

me so long to get my feet on the ground as a rookie . . . and then being switched back and forth to both running back positions. I feel more at home now, more confident." Tom Landry believes, "Young may be the most talented guy we have back there. He had foot trouble in 1975 and never really reached his full potential. Hopefully, this will be the year he does."

**COLLEGE:** Charles rushed for 1,657 yards, averaging nearly six yards a carry, and scored 17 touchdowns in his three-year varsity career at North Carolina State. He was the Cowboys' second first-round choice, following Too Tall Jones in the Dallas draft.

**PERSONAL:** Charles and his wife Valerie live in Dallas. He was a high school star at Enloe High School in Raleigh, across town from N.C. State.

### YOUNG'S COWBOYS RECORDS

Year	Rushing					Year	Receiving				
	Att.	Yds.	Avg.	Long	TD		No.	Yds.	Avg.	Long	TD
1974	33	205	6.2	53	0	1974	11	73	6.6	14	0
1975	50	225	4.5	29	2	1975	18	184	10.2	42	1
TOTALS	83	430	5.2	53	2	TOTALS	29	257	8.9	42	1

Year	Kickoff Returns				
	No.	Yds.	Avg.	Long	TD
1974	8	161	20.1	35	0
1975	3	54	18.0	29	0
TOTALS	11	215	19.5	35	0



## How The Cowboys Were Built

There were 44 players active with the Cowboys in 1975. Here is a look at how they came to Dallas:

### FROM THE DRAFT:

- 1963—Lee Roy Jordan (1st, Alabama).  
1964—Mel Renfro (2nd, Oregon); \*Roger Staubach (10th, Navy).  
1965—Jethro Pugh (11th, Elizabeth City State).  
1967—Rayfield Wright (7th, Fort Valley State).  
1968—Blaine Nye (5th, Stanford); D. D. Lewis (6th, Mississippi State); Larry Cole (16th, Hawaii).  
1970—Charlie Waters (3rd, Clemson); John Fitzgerald (4th, Boston College); Mark Washington (13th, Morgan State).  
1971—Bill Gregory (3rd, Wisconsin).  
1972—Robert Newhouse (2nd, Houston); Jean Fugett (13th, Amherst).  
1973—Billy Joe DuPree (1st, Michigan State); Golden Richards (2nd, Hawaii); Harvey Martin (3rd, East Texas State); Bruce Walton (5th, UCLA).  
1974—Ed Jones (1st, Tennessee State); Charles Young (1st, North Carolina State); Calvin Peterson (3rd, UCLA).  
1975—Randy White (1st, Maryland); Thomas Henderson (1st, Langston);

Burton Lawless (2nd, Florida); Bob Breunig (3rd, Arizona State); Pat Donovan (4th, Stanford); Randy Hughes (4th, Oklahoma); Kyle Davis (5th, Oklahoma); Rolly Woolsey (6th, Boise State); Mitch Hoopes (8th, Arizona); Herbert Scott (13th, Virginia Union); Scott Laidlaw (14th, Stanford).

### SIGNED AS FREE AGENTS:

- 1963—Dave Edwards (Auburn).  
1970—Cliff Harris (Ouachita Baptist).  
1971—Toni Fritsch (Vienna, Austria).  
1972—Benny Barnes (Stanford).  
1973—Drew Pearson (Tulsa).  
1974—Doug Dennison (Kutztown State), Ron Howard (Seattle).  
1975—Warren Capone (Louisiana State); Percy Howard (Austin Peay); Preston Pearson (Illinois).

### OBTAINED IN TRADES:

- 1965—Ralph Neely (Oklahoma, from Baltimore Colts).  
1974—Clint Longley (Abilene Christian, from Cincinnati Bengals).

\*Drafted as future.

# THE ROOKIES

(1976 Draftees)



KYLE



JENSEN

## AARON KYLE • Defensive Back • Wyoming

Ht: 5-11 • Wt: 183 • Born: 4/6/54 • D-1 for '76

The first cornerback ever taken by the Cowboys in the first round, Kyle is described by Coach Tom Landry as a "hitter." He is a pure cornerback type with a wiry build. "This is the one we wanted," Landry said. "We had him rated as our top defensive back. He has the ability to play as a rookie . . . I mean he can start if things should work out that way. He is wiry and tough. I never saw him back off from anybody in the films. He'll blend well with the brand of rookies we had last year." Kyle has played both left and right corners. He has 4.6 speed and led his Wyoming team in defensive points both as a junior and a senior. "There's no doubt in my mind that he can play cornerback," said club Vice President Gil Brandt. "He's a class individual and can really hit."

## JIM JENSEN • Running Back • Iowa

Ht: 6-4 • Wt: 226 • Born: 11/28/53 • D-2A for '76

Jensen was the biggest back available in the draft, actually, and reminded Dallas scout Red Hickey of another one-time "unknown" — Calvin Hill. "He is not a classic runner," said Hickey, "but he has a lot of power and some good moves. He has size, speed and hands. He checked out to about a 4.75 40 on grass. He was — again remembering Hill in the long jump — a hurdles champion in high school." Used in Iowa's double wing as one of the upbacks, Jensen was not given the ball too frequently. "Projecting him into a pro-type offense," Landry said, "we think he can be a big, strong power runner with good receiving ability. I would think he'd be a tailback type runner in our system." Jensen was named UPI and AP "Back of the Week" in the 1975 season after gaining 202 yards vs. Indiana.

## JIM EIDSON • Guard • Mississippi State

Ht: 6-4 • Wt: 253 • Born: 5/10/54 • D-2B for '76

Probably one of the most versatile linemen in the draft. Can play center or guard and can make the long snap. A defensive lineman who

moved over to offense when Bulldogs coach Bob Tyler installed the veer. "We feel sure he can play anywhere along the offensive line," Landry said. "He is intelligent and has good speed. He'll stay on offense for us. His versatility can be important if the squad size limits continue." Eidson, a native of Hartsell, Ala., played 22 consecutive games at offensive tackle after he was switched to offense. Team set 45 offensive records during that span. "He's a good, solid pick for this round in any draft," Landry said.

### **DUKE FERGERSON • Wide Receiver • San Diego State**

**Ht: 6-1 • Wt: 186 • Born: 4/21/54 • D-3A for '76**

Transferred from Washington State to play his last year because he felt San Diego State's passing game offered good exposure for pro draft. Red Hickey personally timed Ferguson in 4.6. "A good athlete, a good receiver, he has a chance to make our squad," Hickey said. Had track letter at SDS with a 9.7 100 on the books. Fifty-seven catches for 886 yards and four TDs in his year at San Diego. Good student, major was political science. Born in Boise, Idaho, but went to high school in Merced, California.

### **JOHN SMITH • Running Back • Boise State**

**Ht: 6-0 • Wt: 191 • Born: 9/1/54 • D-3B for '76**

Regarded as a super athlete who played a wingback position in 1975 and scored 17 touchdowns, 11 of them on passes. Able to run with ball after catching it. Set career marks at Boise State for most carries, net yards and rushing average (6.2). Also scored most TDs (42) and most points (252) in team's history. May be a bit below average in size for a running back but seemed destined to get a shot at that position with Cowboys because of proven collegiate ability.

### **BUTCH JOHNSON • Wide Receiver • UC-Riverside**

**Ht: 6-1 • Wt: 175 • Born: 5/28/54 • D-3C for '76**

Johnson earned a scholarship to UC-Riverside, all right, but as a pole vaulter. Missed two games in 1975 with injury, but in eight he played, had 67 receptions for 1,027 yards and 8 TDs. Career (three years) had 139 catches, 2,106 yards and 17 TDs. Hickey rated Johnson as best "crowd-catcher" in the draft. "A fine athlete with super hands and super desire," said the scout. "He holds onto the football even when a bulldozer hits him."

### **TOM RAFFERTY • Guard • Penn State**

**Ht: 6-3 • Wt: 248 • Born: 8/2/54 • D-4 for '76**

One of the best pulling guards in the draft. Hickey, who called the shot on Burton Lawless as one of the top sweeping guards in the draft in 1975, said Rafferty could be an ace player, although he lacked some of Lawless' size and strength. Rafferty was an All-American lacrosse player at Fayetteville-Manlius (N.Y.) High School. All-America honors by Football News and Football Writers Assn. as Nittany Lion Senior. Graded 90 per cent or better in every game as junior and senior.

**WALLY PESUIT • Tackle • Kentucky**

**Ht: 6-4 • Wt: 260 • Born: 3/4/54 • D-5 for '76**

Cowboys planned to try Pesuit on defense. "I feel sure he went this low because he had some problem in pass protection," said a Cowboy scout. "But we want to see him on defense and he has agreed to try it there. He has the size that Coach Landry likes on defense and has a fine attitude." Was a champion weight-lifter, shot and discus thrower in high school at Steubenville, Ohio, as well as All-State in football.

**GREG McGUIRE • Tackle • Indiana**

**Ht: 6-3 • Wt: 265 • Born: 9/16/52 • D-6 for '76**

Scouts were impressed by this player as a "tough cookie." Hickey said that in one-on-one drills in college, "McGuire whipped every man on the team." McGuire, who moved from offense to defense, or vice versa, almost each year in college, admittedly has a weight problem. "But we figure we got ourselves a very aggressive football player if he will get down to playing weight and stay there," Hickey said.

**GREG SCHAUM • Defensive Tackle • Michigan State**

**Ht: 6-4 • Wt: 246 • Born: 1/1/54 • D-7A for '76**

Schaum graded high in all the professional computers. He is not a giant nor does he have the speed that would have made him a higher draft choice, but was handpicked by Defensive Coordinator Ernie Stautner after Stautner had seen Schaum in films. "If he doesn't make it, you won't know it until after a battle," said one of the scouts. "He'll go after you."

**DAVID WILLIAMS • Running Back • Colorado**

**Ht: 6-2 • Wt: 210 • Born 3/10/54 • D-7B for '76**

Williams, a Minden, La., product out of Homer (La.) High School, left whole pages of records at Colorado as an option offense quarterback. CU career total offense record holder with 3,576 yards (in 3 years) in 612 total plays. Two-time all-academic Big 8 selection and CU's MVP in 1975. He's not pro-quarterback caliber, said the Dallas scouts, but he was willing to try it as a running back. Not great speed but has size and quickness to rate a pro job as tailback.

**HENRY LAWS • Defensive Back • South Carolina**

**Ht: 5-10 • Wt: 171 • Born: 5/10/54 • D-8 for '76**

Of all defensive backs graded in the draft, Laws (on Dallas' charts) covered man-to-man better than anyone. The obvious handicap, which made him a choice this late, was in size.

**BEASLEY REECE • Defensive Back • North Texas**

**Ht: 6-1 • Wt: 193 • Born: 3/18/54 • D-9 for '76**

Dallas scouts liked his size. A pure cornerback type who is tough, likes to hit. Reece was a walk-on at NTSU in the spring of '72, played part-time in '73 and then went to left corner to stay for all games in '74 and '75. Two interceptions in each of his final two years. A product of Waco and LaVega High, Reece was the only Texan taken by the Cowboys in the '76 draft.

**LEROY COOK • Defensive Lineman • Alabama**

**Ht: 6-4 • Wt: 212 • Born: 11/9/52 • D-10 for '76**

The Cowboys saw outside linebacker potential in this two-time consensus All-American. In the entire draft list, Cook ranked very near the top as a super tough competitor. Cook, a stand-up defensive end for Bear Bryant, was named national "Lineman of the Week" by the wire services after his game against Tennessee last season.

**CORNELIUS GREEN • Quarterback • Ohio State**

**Ht: 5-11 • Wt: 170 • Born: 1/21/54 • D-11 for '76**

Super quick athlete with potential as a flanker. Played in four Rose Bowls, three as a starting quarterback for the Buckeyes. Was named Big 10 MVP the '75 season when, oddly enough, one of his teammates (Archie Griffin) was a two-time Heisman Trophy winner. Pilot of team for three years which compiled a 31-2-1 record in regular season play. Amassed some impressive passing stats for a team which went to the air sparingly.

**CHARLES McSHANE • Linebacker • Cal Lutheran**

**Ht: 6-2 • Wt: 211 • Born: 1/4/54 • D-12 for '76**

Played as a down lineman for CLC but Dallas scouts saw linebacker potential. Lacks size for a front-four man in the pros.

**MARK DRISCOLL • Quarterback • Colorado State**

**Ht: 6-1 • Wt: 184 • Born: 7/28/53 • D-13 for '76**

A good quick arm which directed the Rams' pro-style offense. Believed to have a chance in pro ball as a quarterback. CSU's all-time passing and total offense leader. Won NCAA post-graduate scholarship award and was named to the WAC all-academic team.

**LARRY MUSHINSKIE • Tight End • Nebraska**

**Ht: 6-3 • Wt: 217 • Born: 9/1/53 • D-14 for '76**

Cowboys saw Mushinskie as a tight end and linebacker prospect. A regular at tight end for the Huskers for two years, he is a converted fullback.

**DALE CURRY • Linebacker • UCLA**

**Ht: 6-2 • Wt: 222 • Born: 7/5/54 • D-15 for '76**

Defensive signal caller and defensive leader for the Rose Bowl champion Bruins. Lack of size went against Curry in early stages of draft.

**RICH COSTANZO • Tackle • Nebraska**

**Ht: 6-4 • Wt: 260 • Born: 1/23/53 • D-16 for '76**

A regular with a good football team, Costanzo was picked late in the draft on potential. "He could trim off some pounds, pick up speed and be a late bloomer," one Dallas scout opined.

**STAN WOODFILL • Kicker • Oregon**

**Ht: 6-0 • Wt: 190 • Born: 3/23/54 • D-17 for '76**

Scouts were impressed with Woodfill's leg strength. He is a conventional type placement kicker.

# Cowboys All-Time Draft

## 1961

### (Drafted 2nd)

- (A) NO CHOICE**  
Choice traded along with sixth choice to Washington for EDDIE LeBARON.
- BOB LILLY**  
T. Texas Christian University, 6-5, 242—Choice from Cleveland for first round pick in 1962.
- E. J. HOLUB**  
LB, Texas Tech, 6-4, 218 (went to AFL).
- STEW BARBER**  
G. Penn State, 6-3, 230 (went to AFL).
- SONNY DAVIS**  
E. Baylor, 6-2, 210.
- NO CHOICE**  
Choice traded to San Francisco for GENE BABB.
- NO CHOICE**  
Choice traded along with first choice to Washington for LeBARON.
- ART GILMORE**  
HB, Oregon State, 6-0, 200.
- DON TALBERT**  
T. Texas, 6-5, 220.
- GLENN GREGORY**  
HB, S.U.U., 6-2, 195.
- NO CHOICE**  
Choice traded to Green Bay for FRED CONE.
- NORRIS STEVENSON**  
HB, Missouri, 6-1, 205.
- LOWNDES SHINGLER**  
QB, Clemson, 6-1, 205.
- ODD GOODMAN**  
HB, Florida, 6-0, 200.
- BILL SHAW**  
T, Georgia Tech, 6-3, 222 (went to AFL).
- JULIUS VARNADO**  
T, San Francisco State, 6-4, 220 (went to AFL).
- JERRY STEFFEN**  
HB, Colorado, 6-0, 190.
- EVERETT CLOUD**  
HB, Maryland, 6-0, 190.
- RANDY WILLIAMS**  
HB, Indiana, 6-3, 208.
- LYNN HOYEM**  
C, Long Beach State, 6-4, 225.
- JERRY MORGAN**  
QB, Iowa State, 6-3, 195.

## 1962

### (Drafted 4th)

- NO CHOICE**  
Choice traded to Cleveland for first round pick in 1961, when Cowboys picked BOB LILLY.
- SONNY GIBBS\***  
QB, TCU, 6-7, 225.
- (A) NO CHOICE**  
Choice to Chicago for DON MERE-DITH.

### 3. (B) BOBBY PLUMMER

G, TCU, 6-7, 235—Choice from Cleveland for DUANE PUTNAM.

### 4. NO CHOICE

Choice to San Francisco for BILL HERCHMAN.

### 5. NO CHOICE

Choice to Los Angeles for JIMMY HARRIS.

### 6. (A) DONNIE DAVIS

E, Southern University, 6-2, 235.

### 6. (B) GEORGE ANDRIE

E, Marquette, 6-7, 247—Choice and ALLEN GREEN from New York for FRED DUGAN.

### 7. NO CHOICE

Choice to Los Angeles for JOHN HOUSER.

### 8. KEN TUREAUD

B, Michigan, 6-1, 198.

### 9. NO CHOICE

Choice to Baltimore for DON PERKINS.

### 10. JOHN M. LONGMEYER

G, Southern Illinois, 6-3, 230.

### 11. LARRY HUDAS

E, Michigan State, 6-4, 208.

### 12. NO CHOICE

Choice to Green Bay for STEVE MEILINGER.

### 13. ROBERT MOSES

E, Texas, 6-3, 211.

### 14. HAROLD HAYS\*

G, Southern Mississippi, 6-3, 218.

### 15. GUY REESE

T, S.U.U., 6-5, 238.

### 16. ROBERT JOHNSTON

T, Rice, 6-4, 215.

### 17. RAY JACOBS

T, Howard Payne, 6-3, 265 (went to AFL).

### 18. DAVE CLOUTIER\*

B, Maine, 6-0, 195 (went to AFL).

### 19. PAUL HOLMES

T, Georgia, 6-5, 220.

### 20. AMOS BULLOCKS

B, Southern Illinois, 6-1, 197.

## 1963

### (Drafted 6th)

### 1. LEE ROY JORDAN

LB, Alabama, 6-2, 210.

### 2. NO CHOICE

Choice traded along with ninth choice to Chicago for CHUCK HOWLEY.

### 3. JIM PRICE

LB, Auburn, 6-3, 225.

### 4. WHALEY HALL\*

G, Mississippi, 6-3, 230.

### 5. NO CHOICE

Choice traded to New York for DICK NOLAN.

### 6. NO CHOICE

Choice traded to Green Bay for JOHN SUTRO.

### 7. MARY CLOTHIER

G, Kansas, 6-4, 220.

### 8. NO CHOICE

Choice traded to Green Bay for LEE FOLKINS.

### 9. NO CHOICE

Choice traded to Chicago.

### 10. ROD SCHEYER

T, Washington, 6-2, 220.

### 11. RAY SCHOENKE

C, S.U.U., 6-3, 225.

### 12. BILL PERKINS

B, Iowa, 6-2, 218.

### 13. PAUL WICKER\*

T, Fresno State, 6-5, 248.

### 14. LOU CIOCI

LB, Boston College, 6-2, 225.

### 15. JERRY OVERTON

B, Utah, 6-2, 192.

### 16. DENNIS GOLDEN

T, Holy Cross, 6-4, 235.

### 17. ERNEST PARKS\*

G, Missouri, 6-4, 230 (went to AFL).

### 18. BILL FRANK

T, Colorado, 6-4, 250.

### 19. JIM STIGER

B, Washington, 5-11, 195.

### 20. TOMMY LUCAS

E, Texas, 6-3, 218.

## 1964

### (Drafted 4th)

### 1. NO CHOICE

Choice traded to Pittsburgh for BUDDY DIAL.

### 2. MEL RENFRO

H, Oregon, 6-0, 195.

### 3. NO CHOICE

Choice traded to Los Angeles for BOB LONG and JOHN MEYERS.

### 4. PERRY LEE DUNN

B, Mississippi, 6-2, 205.

### 5. NO CHOICE

Choice traded to Green Bay for GARY BARNES.

### 6. (A) BILLY LOTHRIDGE

QB, Georgia Tech, 6-1, 188.

### 6. (B) JIM CURRY

E, Oklahoma, 6-4, 215—Choice from Cleveland for ANDY CVERCKO.

### 6. (C) JIMMY EVANS

E, Texas Western, 6-1, 194—Choice from Green Bay for JERRY NORTON.

### 7. BOB HAYES\*

WR, Florida A & M, 5-11, 189.

### 8. AL GEVERINK

B, UCLA, 6-2, 190.

### 9. JAKE KUPP

E, Washington, 6-3, 215.

### 10. ROGER STAUBACH\*

QB, Navy, 6-2, 190.

### 11. BOBBY CRENSHAW

G, Baylor, 6-3, 230 (went to AFL).

\*Drafted as Future

- 12. JOHNNY NORMAN**  
E Northwestern Louisiana 6-1, 185
- 13. JERRY RHOME**  
QB Tulsa 6-0 184
- 14. JIM WORDEN**  
LB Wittenberg 6-1 230
- 15. BILL VAN BURKLEO**  
B Tulsa 5-11 185
- 16. PAUL CERCEL**  
C Pittsburgh 6-2 222
- 17. HARRY ABELL**  
E Missouri 6-3 212 (went to AFL)
- 18. NO SELECTION**  
Player chosen not eligible.
- 19. H. D. MURPHY**  
B Oregon 6-0 190
- 20. JOHN HUGHES**  
LB SNU 6-2 220

## 1965 (Drafted 5th)

- 1. CRAIG MORTON**  
QB California 6-4, 215.
- 2. MALCOLM WALKER**  
LB Rice 6-4, 245
- 3. NO CHOICE**  
Choice traded to Green Bay (who traded it to New York) for JOHN ROACH
- 4. (A) JIM SIDLE**  
B Auburn 6-2 215.
- 4. (B) BOB SVIHUS**  
T USC 6-4 240 (went to AFL)  
— Choice from Detroit for SONNY GIBBS
- 5. ROGER PETTEE**  
LB Florida 6-4 230
- 6. SONNY UTZ**  
RB VPI 5-11 215
- 7. BRIG OWENS**  
B Cincinnati 5-11 183.
- 8. RUSSELL WAYT**  
LB Rice 6-4 235
- 9. JIM ZANIOS**  
FB Texas Tech 6-0 215
- 10. GAYLON McCOLLOUGH**  
C Alabama 6-3 215.
- 11. JETHRO PUGH**  
T Elizabeth City State 6-6 255.
- 12. ERNIE KELLERMAN**  
QB Miami (Ohio) 6-0 175.
- 13. JACK SCHRAUB**  
E California 6-6, 210.
- 14. GARRY PORTERFIELD**  
E Tulsa 6-3 235.
- 15. GENE FOSTER**  
B Arizona State 6-0, 195 (went to AFL)
- 16. DOUG McDUGAL**  
E Oregon State 6-4, 228
- 17. MITCH JOHNSON**  
T UCLA 6-4 245
- 18. MARTIN AMSLER**  
T Evansville 6-5, 250.
- 19. MARV RETTENMUND**  
HB Ball State 5-10, 195.
- 20. RON BARLOW\***  
T Kansas State 6-2, 230.

## 1966 (Drafted 5th)

- 1. JOHN NILAND**  
G Iowa 6-3 245.
- 2. WILLIE TOWNES\***  
DE Tulsa 6-5, 265.
- 3. NO CHOICE**  
Choice to San Francisco for LEON DONOHUE.
- 4. NO CHOICE**  
Choice to Baltimore for RALPH NEELY.
- 5. (A) NO CHOICE**  
Choice to San Francisco for J. D. SMITH
- 5. (B) WALT GARRISON**  
RB Oklahoma State, 6-0, 209 — Choice from Baltimore thru Detroit for AMOS MARSH.
- 6. BOB DUNLEVY**  
E West Virginia 6-4, 195.
- 7. ART ROBINSON**  
E Florida A & M, 6-0, 208
- 8. DON KUNIT**  
RB Penn State 6-2 200.
- 9. DARRELL ELAM**  
FL West Virginia Tech, 6-2, 189.
- 10. MASON MITCHELL**  
RB Washington 6-1, 170.
- 11. AUSTIN DENNEY\***  
E Tennessee 6-2 225.
- 12. (A) LES SHY**  
RB Long Beach State, 6-1, 200 — Choice from Pittsburgh for LEO FOLKINS
- 12. (B) CRAIG BAYNHAM\***  
RB Georgia Tech 6-1, 200.
- 13. RONNIE LAMB**  
B South Carolina 6-2, 216.
- 14. LEWIS TURNER**  
RB Norfolk State 6-2 183.
- 15. MARK GARTUNG\***  
DT Oregon State 6-4, 255.
- 16. TOM PIGGEE**  
RB San Francisco State, 5-11 200
- 17. GEORGE ALLEN**  
T West Texas State, 6-7, 245 (went to AFL)
- 18. STEVE ORR**  
DT Washington 6-4 230.
- 19. BYRON JOHNSON**  
E Central Washington State, 6-5, 255
- 20. LOU HUDSON**  
FL Minnesota 6-5 220

## 1967 (Drafted 23rd)

- 1. NO CHOICE**  
Choice given along with second and two fifths to Houston for RALPH NEELY.
- 2. NO CHOICE**  
NEELY trade
- 3. PHIL CLARK**  
DB Northwestern, 6-2, 207.
- 4. CURTIS MARKER**  
G Northern Michigan, 6-2, 253.
- 5. (A) NO CHOICE**  
Choice and JIM STEFFEN from Washington for BRIG OWENS, MITCH JOHNSON & JAKE KUPP; NEELY trade

- 5. (B) NO CHOICE**  
Choice from Cleveland for JOE BOB ISBELL; NEELY trade.
- 5. (C) NO CHOICE**  
Choice to Green Bay for HENRY GREMMINGER
- 6. SIMS STOKES**  
E Northern Arizona, 6-1, 198.
- 7. RAYFIELD WRIGHT**  
T Ft. Valley State, 6-7, 235.
- 8. STEVE LAUB**  
QB Illinois Wesleyan, 6-1, 190.
- 9. BYRON MORGAN**  
DB Findlay (Ohio), 6-3, 212.
- 10. EUGENE BOWEN**  
RB Tennessee A&I, 5-8, 210.
- 11. PAT RILEY**  
E Kentucky 6-2, 205.
- 12. HAROLD DETERS**  
K North Carolina State, 6-0, 200
- 13. AL KERKIAN**  
DE Akron 6-6 235.
- 14. TOM BOYD**  
G Tarleton State, 6-3, 250
- 15. LEAVIE DAVIS**  
DB Edward Waters College (Florida) 6-4 210
- 16. PAUL BROTHERS**  
HB Oregon State 6-1 195.
- 17. GEORGE ADAMS**  
LB Morehead State (Kentucky), 6-2 218

## 1968 (Drafted Alternately 20th, 19th, 21st)

- 1. DENNIS HOMAN**  
FL Alabama 6-1, 181.
- 2. DAVID McDANIELS**  
E Mississippi Valley, 6-4, 200.
- 3. (A) NO CHOICE**  
Choice to Minnesota for LANCE RENTZEL
- 3. (B) ED HARMON**  
LB Louisville 6-4 246 — Choice from Chicago for AUSTIN DENNEY and MAC PERCIVAL.
- 4. (A) NO CHOICE**  
Choice to New Orleans for LARRY STEPHENS.
- 4. (B) JOHN DOUGLAS**  
LB Missouri 6-2 215 — Choice from New York for JIM COLVIN.
- 5. BLAINE NYE**  
G Stanford, 6-4 255.
- 6. D. D. LEWIS**  
LB Mississippi State, 6-1, 210.
- 7. BOB TAUCHER**  
T Nebraska, 6-4, 251.
- 8. FRANK BROWN**  
DE Albany (Ga.) State, 6-3, 249.
- 9. KEN KMIEC**  
DB Illinois, 6-2 187.
- 10. BEN OLISON**  
FL Kansas 6-1 170.
- 11. RON SHOTTS**  
RB Oklahoma, 6-0, 206.
- 12. WILSON WHITTY**  
LB Boston University, 6-3, 224.
- 13. CARTER LORD**  
TE Harvard, 6-2 214.
- 14. RON WILLIAMS**  
DB West Virginia 6-2, 190.
- 15. TOMMY LUNCFORD**  
P Auburn 6-2 202.

16. **LARRY COLE**  
DE Hawaii 6-5, 250.
17. **GEORGE NORDGREN**  
RB Houston, 6-0, 200.

## 1969

### (Drafted Alternately 24th, 23rd, 22nd)

1. **CALVIN HILL**  
RB, Yale 6-3, 230.
2. **RICHMOND FLOWERS**  
WR Tennessee 6-0 183
3. (A) **TOM STINIC**  
LB, Michigan, 6-2 226.
3. (B) **HALVDR HAGEN**  
DE Weber State, 6-5, 250 —  
Choice from San Francisco for  
HAROLD HAYS
4. **NO CHOICE**  
Choice to New Orleans for DAVE  
SIMMONS
5. (A) **NO CHOICE**  
Choice to Baltimore for ANDY  
STYNCHULA.
5. (B) **CHUCK KYLE**  
LB, Purdue, 6-1 220 — Choice  
from Los Angeles for COY BACON.
6. **RICH SHAW**  
FL, Arizona State 6-4, 205.
7. **LARRY BALES**  
WR Emory & Henry, 5-11, 185.
8. **ELMER BENHARDT**  
LB, Missouri 6-2 200
9. **CLAXTON WELCH**  
RB, Oregon 5-11, 200.
10. **STUART GOTTLEB**  
G Weber State 6-5, 250.
11. **CLARENCE WILLIAMS**  
DT, Prairie View A & M, 6-5,  
250.
12. **BOB BELDEN**  
QB Notre Dame 6-2 210
13. **RENE MATISON**  
WR, New York 6-0 185.
14. **GERALD LUTRI**  
T, Northern Michigan 6-4 256
15. **BILL JUSTUS**  
DB Tennessee 6-1 180
16. **FLOYD KERR**  
DB Colorado State 6-3, 195.
17. **BILL BAILEY**  
DT, Lewis & Clark 6-4, 260

## 1970

### (Drafted 23rd)

1. **DUANE THOMAS**  
RB, West Texas 6-1 220.
2. (A) **BOB ASHER**  
T, Vanderbilt 6-5 250 — Choice  
from Chicago for CRAIG BAY-  
HAM and PHIL CLARK.
2. (B) **MARGENE ADKINS**  
WR Henderson J. C. 5-10, 183.
3. (A) **CHARLIE WATERS**  
CB, Clemson 6-1 193 — Choice  
from Houston through Cleveland  
for JERRY RHOME.
3. (B) **STEVE KINER**  
LB Tennessee 6-1 220 — Choice  
from Cleveland for JERRY  
RHOME

3. (C) **DENTON FOX**  
S, Texas Tech. 6-2, 205.
4. **JOHN FITZGERALD**  
T, Boston College 6-4, 265.
5. **NO CHOICE**  
Choice to St. Louis for BOBBY  
JOE CONRAD
6. **PAT TOOMAY**  
DE, Vanderbilt 6-5 230.
7. **DON ABBEY**  
LB Penn State, 6-2 252.
8. **JERRY DOSSEY**  
G, Arkansas, 6-4, 244.
9. **ZENON ANDRUSZYHN**  
K UCLA, 6-2, 212.
10. **PETE ATHAS**  
S, Dade J. C. 6-0 186.
11. **IVAN SOUTHERLAND**  
DT, Clemson 6-4, 246
12. **JOE WILLIAMS**  
RB Wyoming, 6-1, 193.
13. **MARK WASHINGTON**  
CB, Morgan State, 5-11, 183.
14. **JULIAN MARTIN**  
WR, North Carolina Central  
6-3 190
15. **KEN DeLONG**  
TE Tennessee, 6-2, 223.
16. **SEABERN HILL**  
CB Arizona State 6-2, 195.
17. **GLENN PATTERSON**  
C Nebraska 6-3 220.

## 1971

### (Drafted 25th)

1. **TODY SMITH**  
DE, Southern California, 6-5, 250.
2. **ISAAC THOMAS**  
CB, Bishop 6-2, 190.
3. (A) **SAM SCARBOR**  
RB, New Mexico, 6-2, 235 —  
Choice from St. Louis for JOHN  
WILBUR.
3. (B) **BILL GREGORY**  
DE Wisconsin 6-5, 240.
4. (A) **JOE CARTER**  
TE, Grambling 6-3, 219 — Choice  
from New Orleans for MICHAEL  
TOWNES.
4. (B) **BUDDY MITCHELL**  
T, Mississippi 6-5 232.
5. **RON KADZIEL**  
LB Stanford 6-3 215.
6. **STEVE MAIER**  
WR Northern Arizona, 6-3, 192.
7. **BILL GRIFFIN**  
T-G Catawba 6-5 250.
8. **RON JESSIE**  
WR Kansas 6-0 183.
9. **HONOR JACKSON**  
WR Pacific 6-2 190
10. **RODNEY WALLACE**  
DT, New Mexico 6-5 260.
11. **ERNEST BONWELL**  
LB Lane College 6-4 225
12. **STEVE GOEPEL**  
QB Colgate 6-11 200
13. **JAMES FORD**  
RB Texas Southern 6-0, 200

14. **TYRONE COUEY**  
DB, Utah State, 6-11 194.
15. **BOB YOUNG**  
TE, Delaware 6-5, 250.
16. **JOHN BRENNAN**  
T, Boston College, 6-2 1/2, 260.
17. **JOHN BOMER**  
C, Memphis State, 6-3, 230.

## 1972

### (Drafted 26th)

1. **BILL THOMAS**  
RB Boston College 6-2 225.
2. (A) **ROBERT NEWHOUSE**  
RB Houston 5-10 202 — Choice  
from New England for HALVOR  
HAGEN and HONOR JACKSON.
2. (B) **JOHN BABINECZ**  
LB, Michigan 6-1 222 — Choice  
from New Orleans for MARGENE  
ADKINS
3. (C) **CHARLES McKEE**  
WR Arizona 6-2 199.
3. (A) **MIKE KELLER**  
LB Michigan 6-4 221 — Choice  
from New England for HALVOR  
HAGEN and HONOR JACKSON.
3. (B) **MARY BATEMAN**  
P.K. Utah 6-4 213
4. (A) **TIM KEARNEY**  
LB Northern Michigan 6-2, 225  
— Choice from New Orleans for  
JOE WILLIAMS.
4. (B) **ROBERT WEST**  
WR San Diego State 6-4, 218  
— Choice from New England for  
STEVE KINER
4. (C) **CHARLES ZAPIEC**  
LB Penn State 6-2 222 —  
Choice from Detroit for RON  
JESSIE
4. (D) **NO CHOICE**  
Choice to New Orleans for DON  
TALBERT
5. **NO CHOICE**  
Choice to San Diego for TONY  
LISCIO
6. **CHARLES BOLDEN**  
DB Iowa 6-1 190
7. **NO CHOICE**  
Choice to Houston for LEE ROY  
CAFFEY
8. **RALPH COLEMAN**  
LB North Carolina A&T 6-4 216
9. **ROY BELL**  
RB Oklahoma 6-1 218
10. **RICHARD AMMAN**  
DE Florida State 6-4 234
11. **LONNIE LEONARD**  
TE North Carolina A&T 6-4  
234
12. **JIMMY HARRIS**  
WR Oklahoma 6-1 183
13. **JEAN FUGETT**  
TE Memphis 6-1 210
14. **ALAN THOMPSON**  
RB Wisconsin 6-3 225
15. **CARLOS ALVAREZ**  
WR Florida 6-11 184
16. **GORDON LONGMIRE**  
LB Utah 6-1 190
17. **ALFONSO CAIN**  
DT Baylor 6-3 201

## 1973

### (Drafted Alternately 20th, 22nd and 21st)

- BILLY JOE DuPREE**  
TE, Michigan State, 6-4, 225.
- (A) GOLDEN RICHARDS**  
WR, Hawaii, 6-0, 172 — Choice from Green Bay for RON WIOBY and IKE THOMAS.
- (B) NO CHOICE**  
Choice to Chicago as compensation for signing JACK CONCANNON.
- (A) HARVEY MARTIN**  
DT, East Texas State, 6-5, 262 — Choice from Houston through New Orleans for TOM STINIC.
- (B) NO CHOICE**  
Choice to New England for RON SELLERS.
- DRANE SCRIVENER**  
DB, Tulsa, 6-0, 176.
- BRUCE WALTON**  
T, UCLA, 6-6, 251.
- BOB LEYEN**  
G, Yale, 6-4, 256.
- RODRIGO BARNES**  
LB, Rice, 6-1, 215.
- DAN WERNER**  
QB, Michigan State, 6-4, 195.
- MIKE WHITE**  
CB, Minnesota, 6-0, 196.
- CARL JOHNSON**  
LB, Tennessee, 6-1, 225.
- GERALD CASWELL**  
G, Colorado State, 6-4, 250.
- JIM ARNESON**  
G, Arizona, 6-3, 236.
- JOHN SMITH**  
WR, UCLA, 6-1, 187.
- BOB THORNTON**  
G-C, North Carolina, 6-3, 234.
- WALT BAISY**  
LB, Grambling, 6-2, 222.
- JOHN CONLEY**  
TE, Hawaii, 6-2, 228.
- LES STRAYHORN**  
RB, East Carolina, 5-10, 205.

## 1974

### (Drafted Alternately 22nd, 21st, 20th and 23rd)

- (A) ED JONES**  
DE, Tennessee State, 6-8, 240 — Choice from Houston for TODD SMITH and BILLY PARKS.
- (B) CHARLES YOUNG**  
RB, North Carolina State, 6-1, 215.
- NO CHOICE**  
Choice and RON SELLERS to Miami for OTTO STOWE.
- (A) DANNY WHITE**  
QB, Arizona State, 6-7, 180 — Choice from Houston for TODD SMITH and BILLY PARKS.

- (B) CALVIN PETERSON**  
LB, UCLA, 6-3, 218.
- (A) KEN HUTCHERSON**  
LB, Livingston State, 6-1, 214 — Choice from Oakland for GLOSTER RICHARDSON.
- (B) ANDY ANDRADE**  
RB, DB, Northern Michigan, 5-11, 193.
- JOHN KELSEY**  
T, Missouri, 6-6, 226.
- JIM BRIGHT**  
DB, UCLA, 6-1, 210.
- RAYMOND NESTER**  
LB, Michigan State, 6-2, 224.
- MIKE HOLT**  
DB, Michigan State, 5-11, 176.
- BILL DULIN**  
T, Johnson C. Smith, 6-6, 244.
- DENNIS MORGAN**  
DB, Western Illinois, 5-11, 203.
- HARVEY McGEE**  
WR, Southern Mississippi, 6-2, 209.
- KEITH BOBO**  
QB, Southern Methodist, 6-3, 196.
- FRED LIMA**  
K, Colorado, 5-9, 202.
- DOUG RICHARDS**  
QB, Brigham Young, 6-4, 185.
- BRUCE CRAFT**  
DT, Geneva, Pa., 6-4, 232.
- GENE KILLIAN**  
T, Tennessee, 6-4, 225.
- LAWRIE SKOLROOD**  
T, North Dakota, 6-5, 230.

## 1975

### (Drafted 18th)

- (A) RANDY WHITE**  
DE, Maryland, 6-4, 250 — Choice from N. Y. Giants for CRAIG MORTON.
- (B) THOMAS HENDERSON**  
LB, Langston, 6-2, 214.
- BURTON LAWLESS**  
G, Florida, 6-4, 253.
- BOB BREUNIG**  
LB, Arizona State, 6-2, 236.
- (A) PAT DONOVAN**  
DE, Stanford, 6-5, 240 — Choice from Houston for MIKE MONTGOMERY.
- (B) RANDY HUGHES**  
DB, Oklahoma, 6-4, 209.
- (A) KYLE DAVIS**  
C, Oklahoma, 6-3, 240 — Choice from Green Bay for JACK CONCANNON.
- (B) NO CHOICE**  
Choice to Cincinnati for CLINT LONGLEY.
- ROLLY WOOLSEY**  
DB, Boise State, 6-1, 175.
- MICHAEL HEGMAN**  
LB, Tennessee State, 6-4, 220.
- MITCH HOOPES**  
P, Arizona, 6-0, 210.
- ED JONES**  
DB, Rutgers, 6-0, 193.

- DENNIS BOOKER**  
RB, Millersville State, 6-1, 235.
- GREG KRPALEK**  
C, Oregon State, 6-5, 242.
- CHUCK BLAND**  
DB, Cincinnati, 5-11, 188.
- HERBERT SCOTT**  
G, Virginia Union, 6-2, 248.
- SCOTT LAIDLAW**  
RB, Stanford, 6-0, 206.
- WILLIE HAMILTON**  
RB, Arizona, 5-11, 182.
- PETE CLARK**  
TE, Colorado State, 6-4, 234.
- JIM TESTERMAN**  
TE, Dayton, 6-5, 225.

## 1976

### (Drafted 27th)

- AARON KYLE**  
LB, Wyoming, 5-11, 183.
- (A) JIM JENSEN**  
RB, Iowa, 6-4, 226 — Choice from N. Y. Giants for CRAIG MORTON.
- (B) JIM EIDSON**  
G, Mississippi St., 6-4, 253.
- (A) DUKE FERGERSON**  
WR, San Diego St., 6-1, 186 — Choice from San Francisco for BOB HAYES.
- (B) JOHN SMITH**  
RB, Boise State, 6-0, 191 — Choice from Denver for OTTO STOWE.
- (C) BUTCH JOHNSON**  
WR, UC-Riverside, 6-1, 175.
- TOM RAFFERTY**  
G, Penn State, 6-3, 248.
- WALLY PESUIT**  
T, Kentucky, 6-4, 260.
- GREG McGUIRE**  
T, Indiana, 6-3, 265.
- (A) GREG SCHAUM**  
DT, Michigan State, 6-4, 246 — Choice from San Diego for KEN HUTCHERSON.
- (B) DAVID WILLIAMS**  
RB, Colorado, 6-2, 210.
- HENRY LAWS**  
DB, South Carolina, 5-10, 171.
- BEASLEY REECE**  
QB, North Texas, 6-1, 193.
- LEROY COOK**  
OE, Alabama, 6-4, 212.
- CORNELIUS GREEN**  
QB, Ohio, 5-11, 170.
- CHARLES McSHANE**  
LB, Cal Lutheran, 6-2, 211.
- MARK DRISCOLL**  
QB, Colorado St., 6-1, 184.
- LARRY MUSHINSKIE**  
TE, Nebraska, 6-3, 217.
- DALE CURRY**  
LB, UCLA, 6-2, 222.
- RICH COSTANZO**  
TE, Nebraska, 6-4, 260.
- STAN WOODFILL**  
K, Oregon, 6-0, 190.

# Cowboys All-Time Roster

- Adderley, Herb, CB, Mich. St., 1970-72  
 Adkins, Margene, WR, Henderson J.C., 1970-71  
 Alworth, Lance, WR, Arkansas, 1971-72  
 Andrie, George, DE, Marquette, 1962-72  
 Arneson, Jim, G-C, Arizona, 1973-74  
 Asher, Bob, T, Vanderbilt, 1970  
 Babb, Gene, LB-RB, Austin College, 1960-61  
 Babinecz, John, LB, Villanova, 1972-73  
 Baker, Sam, P-K, Oregon State, 1962-63  
 Barnes, Benny, CB, Stanford, 1972-75  
 Barnes, Gary, WR, Clemson, 1963  
 Barnes, Rodrigo, LB, Rice, 1973-74  
 Bateman, Mary, P, Utah, 1972-74  
 Baynham, Craig, RB, Georgia Tech, 1967-69  
 Belden, Bob, QB, Notre Dame, 1969-70  
 Bercich, Bob, S, Michigan State, 1960-61  
 Bielski, Dick, TE, Maryland, 1960-61  
 Bishop, Don, CB, CCLA, 1960-65  
 Boeke, Jim, T, Heidelberg, 1964-67  
 Borden, Nate, DE, Indiana, 1960-61  
 Braatz, Tom, LB, Marquette, 1960  
 Bradfute, Byron, T, So. Miss., 1960-61  
 Breunig, Bob, LB, Arizona State, 1975  
 Brock, Clyde, DT, Utah State, 1962-63  
 Brown, Otto, CB-S, Prairie View, 1969  
 Bullocks, Amos, RB, So. Ill., 1962-64  
 Burkett, Jackie, LB, Auburn, 1968-69  
 Butler, Bill, S, Chattanooga, 1960  
 Caffey, Lee Roy, LB, Texas A&M, 1971  
 Capone, Warren, LB, Louisiana State, 1975  
 Carrell, Duane, P, Florida State, 1974  
 Clark, Mike, K, Texas A&M, 1968-71, 1973  
 Clark, Monte, T, Southern California, 1962  
 Clark, Phil, CB-S, Northwestern, 1967-69  
 Clarke, Frank, TE-WR, Colorado, 1960-67  
 Cole, Larry, DE-DT, Hawaii, 1968-75  
 Coleman, Ralph, LB, N. Car., A&T, 1972  
 Colvin, Jim, DT, Houston, 1964-66  
 Cone, Fred, K, Clemson, 1960  
 Connelly, Mike, C, Utah State, 1960-67  
 Conrad, Bobby Joe, WR, Texas A&M, 1969  
 Cronin, Gene, DE, Pacific, 1960  
 Cvercko, Andy, G, Northwestern, 1961-62  
 Daniels, Dick, S, Pacific (Ore.), 1966-68  
 Davis, Donnie, WR, Southern, 1962  
 Davis, Kyle, C, Oklahoma, 1975  
 Davis, Sonny, LB, Baylor, 1961  
 Dennison, Doug, RB, Kutztown State, 1974-75  
 Deters, Harold, K, North Carolina St., 1967  
 Dial, Buddy, WR, Rice, 1964-66  
 Dickson, Paul, T, Baylor, 1960  
 Diehl, John, DT, Virginia, 1965  
 Ditka, Mike, TE, Pittsburgh, 1969-72  
 Doelling, Fred, S, Pennsylvania, 1960  
 Donohue, Leon, G, San Jose State, 1965-67  
 Donovan, Pat, T, Stanford, 1975  
 Doran, Jim, WR, Iowa State, 1960-61  
 Douglas, Merrill, RB, Utah, 1961  
 Dowdle, Mike, RB-LB, Texas, 1960-62  
 Dugan, Fred, WR, Dayton, 1960  
 Dunn, Perry Lee, RB, Mississippi, 1964-65  
 Dupre, L. G., RB, Baylor, 1960-61  
 DuPreo, Billy Joe, TE, Michigan St., 1973-75  
 East, Ron, DT, Montana State, 1967-70  
 Edwards, Dave, LB, Auburn, 1963-75  
 Falls, Mike, G, Minnesota, 1960-61  
 Fisher, Ray, T, Eastern Illinois, 1960  
 Fitzgerald, John, G-C, Bost. Coll., 1971-75  
 Folkins, Lee, TE, Washington, 1962-64  
 Flowers, Richmond, S, Tennessee, 1969-71  
 Franckhauser, Tom, CB, Purdue, 1960-61  
 Fritsch, Toni, K, Vienna, Austria, 1971-73, 1975  
 Frost, Ken, DT, Tennessee, 1961-62  
 Fry, Bob, T, Kentucky, 1960-64  
 Fuge, Jean, TE, Amherst, 1972-75  
 Gaechter, Mike, S, Oregon, 1962-69  
 Garrison, Walr, RB, Okla. St., 1966-74  
 Gent, Pete, WR-TE, Mich. St., 1964-68  
 Gibbs, Sonny, QB, Texas Christian, 1963  
 Gonzaga, John, DE, no college, 1960  
 Granger, Charlie, T, Southern, 1961  
 Green, Allen, P-K, Mississippi, 1961  
 Green, Cornell, CB-S, Utah State, 1962-74  
 Gregg, Forrest, G-T, SMU, 1971  
 Gregory, Bill, DT-DE, Wisconsin, 1971-75  
 Gregory, Glynn, WR-CB-S, SMU, 1961-62  
 Grottkau, Bob, G, Oregon, 1961  
 Guy, Buzz, G, Duke, 1960  
 Hagen, Halvor, C-G, Weber State, 1969-70  
 Hansen, Wayne, LB, Texas Western, 1960  
 Harris, Cliff, S, Ouachita, 1970-75  
 Harris, Jim, S, Oklahoma, 1961  
 Hayes, Bob, WR, Florida A&M, 1965-74  
 Hayes, Wendell, RB, Humboldt State, 1963  
 Hays, Harold, LB, So. Miss., 1963-67  
 Healy, Don, DT, Maryland, 1960-61  
 Heinrich, Don, QB, Washington, 1960  
 Henderson, Thomas, LB, Langston, 1975  
 Herchman, Bill, DT, Texas Tech, 1960-61  
 Herrera, Efrén, K, UCLA, 1974  
 Hill, Calvin, RB, Yale, 1969-74  
 Homan, Dennis, WR, Alabama, 1968-70  
 Hoopes, Mirch, K, Arizona, 1975  
 Houser, John, C-G, Redlands, 1960-61  
 Houston, Bill, WR, Jackson State, 1974  
 Howard, Percy, WR, Austin Peay, 1975  
 Howard, Ron, TE, Seattle, 1974-75  
 Howley, Chuck, LB, West Virginia, 1961-73  
 Howton, Bill, WR, Rice, 1960-63  
 Hoyem, Lynn, C-G, Long Beach, 1962-63  
 Hughes, Randy, S, Oklahoma, 1975  
 Humphrey, Buddy, QB, Baylor, 1961  
 Husmann, Ed, DT, Nebraska, 1960  
 Hutcherson, Ken, LB, Livingston State, 1974  
 Isbell, Joe Bob, G, Houston, 1962-65  
 Johnson, Mike, CB, Kansas, 1966-69  
 Johnson, Mitch, G, UCLA, 1965  
 Jones, Ed, DE, Tennessee State, 1974-75  
 Jordan, Lee Roy, LB, Alabama, 1963-75  
 Keller, Mike, LB, Michigan, 1972  
 Killian, Gene, G, Tennessee, 1974  
 Kiner, Steve, LB, Tennessee, 1970  
 Kowalczyk, Walt, RB, Michigan State, 1960  
 Kupp, Jake, G, Washington, 1964-65  
 Laidlaw, Scott, RB, Stanford, 1975  
 Lawless, Burton, G, Florida, 1975  
 LeBaron, Eddie, QB, Pacific, 1960-63  
 Lewis, D. D., LB, Miss. State, 1968-75  
 Lewis, Woodley, WR, Oregon, 1960  
 Lilly, Bob, DE-DT, Texas Christian, 1961-74  
 Liscio, Tony, T, Tulsa, 1963-64, 1966-71  
 Livingston, Warren, CB, Arizona, 1961-66  
 Lockett, J. W., RB, Central Okla., 1961-62  
 Logan, Obert, S, Trinity (Tex.), 1965-66  
 Long, Bob, LB, UCLA, 1962  
 Longley, Clint, QB, Abilene Christian, 1974-75  
 Lothridge, Billy, P-QB, Georgia Tech, 1964  
 Maeleg, Dick, S, Rice, 1961  
 Manders, Dave, C, Mich. State, 1964-66, 1968-74  
 Marsh, Amos, RB, Oregon State, 1961-64  
 Martin, Harvey, DE, East Texas St., 1973-75  
 Mathews, Ray, WR, Clemson, 1960  
 McCreary, Bob, T, Wake Forest, 1961  
 McDaniels, David, WR, Miss. Val., 1968

McDonald, Tommy, WR, Oklahoma, 1964  
 McIlhenny, Don, RB, SMU, 1960-61  
 Mummelaar, Dale, G, Wyoming, 1962-63  
 Meredith, Don, QB, SMU, 1960-68  
 Meyers, John, DT, Washington, 1962-63  
 Montgomery, Mike, RB, Kans. St., 1972-73  
 Mooty, Jim, CB, Arkansas, 1960  
 Morgan, Dennis, RB, Western Illinois, 1974  
 Morton, Craig, QB, California, 1965-74  
 Murchison, Ola Lee, WR, Pacific, 1961  
 Neely, Ralph, G-T, Oklahoma, 1965-75  
 Newhouse, Robert, RB, Houston, 1972-75  
 Niland, John, G, Iowa, 1966-74  
 Nolan, Dick, S, Maryland, 1962  
 Norman, Pettis, TE, J. C. Smith, 1962-70  
 Norton, Jerry, S, Southern Methodist, 1962  
 Nutting, Ed, T, Georgia Tech, 1963  
 Nye, Blaine, G, Stanford, 1968-75  
 Overton, Jerry, S, Utah, 1963  
 Parks, Billy, WR, Long Beach State, 1972  
 Patera, Jack, LB, Oregon, 1960-61  
 Pearson, Drew, WR, Tulsa, 1973-75  
 Pearson, Preston, RB, Illinois, 1975  
 Percival, Mac, K, Texas Tech, 1974  
 Perkins, Don, RB, New Mexico, 1961-68  
 Peterson, Calvin, LB, UCLA, 1974-75  
 Pinder, Cvril, RB, Illinois, 1973  
 Poimboeuf, Lance, K, SW La., 1963  
 Porterfield, Garry, DE, Tulsa, 1965  
 Pugh, Jethro, DT, Eliz. City St., 1965-75  
 Putnam, Duane, G, Pacific, 1960  
 Randle, Sonny, WR, Virginia, 1968  
 Reese, Guy, DT, SMU, 1962-63  
 Reeves, Dan, RB-QB, S. Car., 1965-72  
 Renfro, Mel, CB-S, Oregon, 1964-75  
 Rentzel, Lance, WR, Oklahoma, 1967-70  
 Rhome, Jerry, QB, Tulsa, 1965-68  
 Richards, Golden, WR, Hawaii, 1973-75  
 Richardson, Gloster, WR, Jack. St., 1971  
 Ridgway, Colin, P-K, Lamar Tech, 1965  
 Ridlon, Jim, S, Syracuse, 1963-64  
 Roach, John, QB, Southern Methodist, 1964  
 Robinson, Larry, RB, Tennessee, 1973  
 Rucker, Reggie, WR, Boston U., 1970-71  
 Sandeman, Bill, DT, Pacific, 1966  
 Schoenke, Ray, T, SMU, 1963-64  
 Scott, Herbert, G, Virginia Union, 1975  
 Sellers, Ron, WR, Florida State, 1972  
 Sherer, Dave, P, Southern Methodist, 1960  
 Shy, Les, RB, Long Beach State, 1966-69  
 Simmons, Dave, LB, Georgia Tech, 1968  
 Smith, J. D., RB, N. Car. A&T, 1965-66  
 Smith, Jim Ray, G-T, Baylor, 1963-64  
 Smith, Tody, DE-DT, USC, 1971-72  
 Staubach, Roger, QB, Navy, 1969-75  
 Stephens, Larry, DE, Texas, 1963-67  
 Stiger, Jim, RB, Washington, 1963-65  
 Stincic, Tom, LB, Michigan, 1969-71  
 Stokes, Sims, WR, Northern Arizona, 1967  
 Stowe, Otto, WR, Iowa State, 1973  
 Strayhorn, Les, RB, East Carolina, 1973-74  
 Stynchula, Andy, DE, Penn State, 1968  
 Talbert, Don, DE-T, Texas, 1962, 1965, 1971  
 Thomas, Bill, RB, Boston College, 1972  
 Thomas, Duane, RB, W. Texas St., 1970-71  
 Thomas, Ike, CB, Bishop, 1971  
 Toomay, Pat, DE, Vanderbilt, 1970-74  
 Townes, Willie, DE, Tulsa, 1966-68  
 Truax, Billy, TE, Louisiana State, 1971-73  
 Tubbs, Jerry, LB, Oklahoma, 1960-67  
 Van Raaphorst, Dick, K, Ohio State, 1964  
 Villanueva, Danny, P-K, New Mex. St., 1965-67  
 Walker, Louie, LB, Colorado State, 1974  
 Walker, Malcolm, C, Rice, 1966-69  
 Wallace, Rodney, G-T, New Mex., 1971-73  
 Walton, Bruce, G, UCLA, 1973-75  
 Washington, Mark, CB, Morgan St., 1970-75  
 Waters, Charlie, S-CB, Clemson, 1970-75  
 Wayt, Russell, LB, Rice, 1965  
 Welch, Claxton, RB, Oregon, 1969-71  
 White, Randy, LB-DE, Maryland, 1975  
 Whitfield, A. D., RB, N. Texas St., 1965  
 Whittingham, Fred, LB, Cal. Poly, 1969  
 Widby, Ron, P, Tennessee, 1968-71  
 Wilbur, John, T, Stanford, 1966-69  
 Williams, Joe, RB, Wyoming, 1971  
 Wisener, Gary, WR, Baylor, 1960  
 Woolsey, Rolly, CB-S, Boise State, 1975  
 Wright, Rayfield, TE-T, Ft. Valley St., 1967-75  
 Youmans, Maury, DE, Syracuse, 1964-65  
 Young, Charles, RB, N.C. State, 1974-75

## Honor Roll by Colleges

Abilene Christian 1; Alabama 2; Amherst 1; Arizona 3; Arizona State 1; Austin College 1; Austin Peay 1; Baylor 6; Bishop 1; Boise State 1; Boston College 2; Boston U. 1; California 1; California Poly 1; Central, Okla., State 1; Chattanooga 1; City College of Los Angeles 1; Clemson 4; Colorado 1; Colorado State 1; Dayton 1; Duke 1; East Carolina 1; East Texas State 1; Eastern Illinois 1; Elizabeth City State 1; Florida 1; Florida A&M 1; Florida State 2; Fort Valley State 1.

Georgia Tech 4; Hawaii 2; Heidelberg 1; Henderson J.C. 1; Houston 3; Humboldt State 1; Illinois 2; Indiana 1; Iowa 1; Iowa State 2; Jackson State 2; Johnson C. Smith 1; Kansas 1; Kansas State 1; Kentucky 1; Kutztown State 1; Lamar Tech 1; Langston, Okla. 1; Livingston State 1; Long Beach State 3; Louisiana State 2; Marquette 2; Maryland 4; Michigan 2; Michigan State 6; Minnesota 1; Mississippi 2; Mississippi State 1; Mississippi Valley 1; Montana State 1; Morgan State 1; Naval Academy 1; Nebraska 1; New Mexico 2; New Mexico State 1.

North Carolina A&T 2; North Carolina State 2; North Texas State 1; Northern Arizona 1; Northwestern 2; Notre Dame 1; Ohio State 1; Oklahoma 7; Oklahoma State 1; Oregon 6; Oregon State 2; Ouachita Baptist 1; Pacific, Calif. 5; Pacific, Ore. 1; Pennsylvania 1; Penn State 1; Pittsburgh 1; Prairie View 1; Purdue 1; Redlands 1; Rice 6; San Jose State 1; Seattle 1; South Carolina 1; Southern California 2; Southern Illinois 1; Southern Methodist 9; Southern Mississippi 2; Southern U. 2.

Southwestern Louisiana 1; Stanford 5; Syracuse 2; Tennessee 6; Tennessee State 1; Texas 3; Texas A&M 3; Texas Christian 2; Texas-El Paso 1; Texas Tech 2; Trinity, Tex. 1; Tulsa 5; UCLA 5; Utah 3; Utah State 3; Vanderbilt 2; Villanova 1; Virginia 2; Virginia Union 1; Wake Forest 1; Washington 5; Weber State 1; West Texas State 1; West Virginia 1; Western Illinois 1; Wisconsin 1; Wyoming 2; Yale 1.

# Cowboys Honors

## COLLEGE ALL-STAR GAME

(Includes only rookies who later played for Cowboys)

- 1960—Fred Doelling, DB, Pennsylvania; Don Meredith, QB, Southern Methodist; Jim Mooty, RB, Arkansas; Don Perkins, RB, New Mexico.  
1961—Glynn Gregory, HB, Southern Methodist; Bob Lilly, DT, Texas Christian.  
1962—None.  
1963—Sonny Gibbs, QB, Texas Christian; Lee Roy Jordan, LB, Alabama.  
1964—Mel Renfro, DB, Oregon; Perry Lee Dunn, RB, Mississippi.  
1965—Bob Hayes, WR, Florida A&M; Craig Morton, QB, California; Ralph Neely, T, Oklahoma; Roger Staubach, QB, Navy; Malcolm Walker, C, Rice; Russell Wayt, LB, Rice.  
1966—Walt Garrison, RB, Oklahoma State; John Niland, G, Iowa.  
1967—Phil Clark, DB, Northwestern.  
1968—Dennis Homan, WR, Alabama; D. D. Lewis, LB, Mississippi State.  
1969—Calvin Hill, RB, Yale.  
1970—Bob Asher, T, Vanderbilt; Duane Thomas, RB, West Texas State; Charlie Waters, DB, Clemson.  
1971—Ike Thomas, DB, Bishop; Bill Gregory, DT, Wisconsin.  
1972—John Babinecz, LB, Villanova; Mike Keller, LB, Michigan; Robert Newhouse, RB, Houston.  
1973—None.  
1974—Ed Jones, DE, Tennessee State (Game Cancelled).  
1975—Randy White, LB, Maryland; Burton Lawless, G, Florida; Kyle Davis, C, Oklahoma.  
1976—Aaron Kyle, CB, Wyoming; Jim Jensen, RB, Iowa; Jim Eidson, G, Mississippi State.

## PRO BOWL

- 1961—Jim Doran, WR (1st appearance).  
1962—Dick Bielski, TE (1); Don Perkins, RB (1).  
1963—Don Bishop, CB (1); Eddie LeBaron, QB (1); Bob Lilly, DE (1); Don Perkins, RB (2); Jerry Tubbs, LB (1).  
1964—Sam Baker, K (1); Lee Folkins, TE (1); Don Perkins, RB (3).  
1965—Bob Lilly, DT (2); Mel Renfro, S (1).  
1966—Cornell Green, CB (1); Mel Renfro, S (2); Chuck Howley, LB (1); George Andrie, DE (1); Bob Lilly, DT (3); Bob Hayes, WR (1).  
1967—George Andrie, DE (2); Cornell Green, CB (2); Bob Hayes, WR (2); Chuck Howley, LB (2); Bob Lilly, DT (4); Dave Manders, C (1); Don Meredith, QB (1); Don Perkins, RB (4); Mel Renfro, S (3).  
1968—George Andrie, DE (3); Cornell Green, CB (3); Bob Hayes, WR (3); Chuck Howley, LB (3); Lee Roy Jordan, LB (1); Bob Lilly, DT (5); Ralph Neely, T (1); Don Perkins, RB (5); Mel Renfro, S (4).  
1969—George Andrie, DE (4); Chuck Howley, LB (4); Lee Roy Jordan, LB (2); Bob Lilly, DT (6); Don Meredith, QB (2); John Niland, G (1); Don Perkins, RB (6); Mel Renfro, S (5).  
1970—George Andrie, DE (5); Calvin Hill, RB (1); Chuck Howley, LB (5); Lee Roy Jordan, LB (3); Bob Lilly, DT (7); Ralph Neely, T (2); John Niland, G (2); Mel Renfro, S (6).  
1971—Bob Lilly, DT (8); John Niland, G (3); Mel Renfro, CB (7).  
1972—Bob Lilly, DT (9); John Niland, G (4); Mel Renfro, CB (8); Cornell Green, S (4); Rayfield Wright, T (1); Roger Staubach, QB (1); Ron Widby, P (1); Chuck Howley, LB (6); Duane Thomas (1, injured).  
1973—Bob Lilly, DT (10, injured); Mel Renfro, CB (9); Cornell Green, S (5); John Niland, G (5); Calvin Hill, RB (2); Rayfield Wright, T (2); Walt Garrison (1).  
1974—Mel Renfro, CB (10); John Niland, G (6); Rayfield Wright, T (3); Bob Lilly, DT (11, injured); Lee Roy Jordan, LB (4, injured); Calvin Hill, RB (3, injured).  
1975—Lee Roy Jordan, LB (5); Rayfield Wright, T (4); Calvin Hill, RB (4); Cliff Harris, S (1); Blaine Nye, G (1); Drew Pearson, WR (1).  
1976—Cliff Harris, S (2); Rayfield Wright, T (5).

## ALL-PRO

- 1962—Don Perkins, RB (1), (AP, NEA); Jerry Tubbs, LB (1), (Sporting News).  
1963—Chuck Howley, LB (1), (Sporting News).  
1964—Frank Clarke, TE-WR (1), (AP); Bob Lilly, DT (1), (AP, UPI, NEA); Jim Ridlon, DB (1), (Sporting News).  
1965—Bob Lilly, DT (2), (AP, UPI, NEA, Sporting News); Mel Renfro, S (1), (NEA, Sporting News); Bob Hayes, WR (1), (Sporting News).  
1966—Bob Hayes, WR (2), (AP, UPI, NEA, Sporting News); Bob Lilly, DT (3), (AP, UPI, NEA, Sporting News); Chuck Howley, LB (2), (AP, UPI, NEA); Cornell

- Green, CB (1), (AP, NEA, Sporting News); Dan Reeves, RB (1), (Sporting News); Ralph Neely, T (1), (Sporting News); Lee Roy Jordan, LB (1), (Sporting News).
- 1967—George Andrie, DE (1), (Sporting News); Cornell Green, CB (2), (NEA, UPI, AP, Sporting News); Bob Hayes, WR (3), (Sporting News); Chuck Howley, LB (3), (AP, Sporting News); Bob Lilly, DT (4), (NEA, UPI, AP, Sporting News); Ralph Neely, T (2), (UPI, AP, Sporting News); Mel Renfro, S (2), (Sporting News).
- 1968—Cornell Green, CB (3), (NEA); Bob Hayes, WR (4), (AP); Chuck Howley, LB (4), (AP, NEA); Bob Lilly, DT (5), (AP, UPI, NEA); Ralph Neely, T (3), (AP, UPI, NEA).
- 1969—Cornell Green, CB 4, (UPI); Calvin Hill, RB (1), (AP, UPI); Chuck Howley, LB (5), (AP, UPI, NEA); Bob Lilly, DT (6), (AP, NEA); Ralph Neely, T (4), (AP, UPI, NEA); John Niland, G (1), (AP); Mel Renfro, S (3), (NEA).
- 1970—Chuck Howley, LB (6), (PFWA, AP).
- 1971—Bob Lilly, DT (7), (AP, PFWA, NEA); Mel Renfro, CB (4), (NEA); John Niland, G (2), (AP, PFWA); Rayfield Wright, T 1, (AP, PFWA).
- 1972—Rayfield Wright, T (2), (PFWA, AP, UPI, NEA); John Niland, G (3), (AP); Blaine Nye, G (1), (NEA).
- 1973—Mel Renfro, CB (5), (NEA, PFWA); Rayfield Wright, T (3), (AP, PFWA); Lee Roy Jordan, LB (2), (NEA, PFWA); Calvin Hill, RB (2), (PFWA).
- 1974—Drew Pearson, WR (1), (AP, PFWA).
- 1975—Cliff Harris, S (1), (NEA); Rayfield Wright, T (4), (NEA).

## 1975 All-NFL Team

(Selected by Associated Press, Newspaper Enterprise Association, and Professional Football Writers Association)

### OFFENSE

Mel Gray, St. Louis (AP, PFWA)	Wide Receiver
Cliff Branch, Oakland (AP, NEA)	Wide Receiver
Isaac Curtis, Cincinnati (NEA)	Wide Receiver
Lynn Swann, Pittsburgh (PFWA)	Wide Receiver
Charles Young, Philadelphia (NEA, PFWA)	Tight End
Riley Odoms, Denver (AP)	Tight End
Ron Yary, Minnesota (AP, NEA, PFWA)	Tackle
George Kunz, Baltimore (AP)	Tackle
<b>RAYFIELD WRIGHT, DALLAS (NEA)</b>	<b>TACKLE</b>
Dan Dierdorf, St. Louis (PFWA)	Tackle
Joe DeLamielleure, Buffalo (AP, PFWA)	Guard
Larry Little, Miami (AP, PFWA)	Guard
Bob Kuechenberg, Miami (NEA)	Guard
Ed White, Minnesota (NEA)	Guard
Jim Langer, Miami (AP, NEA, PFWA)	Center
Fran Tarkenton, Minnesota (AP, NEA, PFWA)	Quarterback
O. J. Simpson, Buffalo (AP, NEA, PFWA)	Running Back
Chuck Foreman, Minnesota (AP, NEA, PFWA)	Running Back

### DEFENSE

Jack Youngblood, Los Angeles (AP, NEA, PFWA)	End
L. C. Greenwood, Pittsburgh (AP, NEA, PFWA)	End
Curley Culp, Houston (AP, NEA, PFWA)	Tackle
Alan Page, Minnesota (AP, PFWA)	Tackle
Wally Chambers, Chicago (NEA)	Tackle
Jack Ham, Pittsburgh (AP, NEA, PFWA)	Outside Linebacker
Chris Hanburger, Washington (AP)	Outside Linebacker
Isiah Robertson, Los Angeles (NEA)	Outside Linebacker
Andy Russell, Pittsburgh (PFWA)	Outside Linebacker
Bill Bergey, Philadelphia (AP)	Middle Linebacker
Willie Lanier, Kansas City (NEA)	Middle Linebacker
Jack Lambert, Pittsburgh (PFWA)	Middle Linebacker
Mel Blount, Pittsburgh (AP, NEA, PFWA)	Cornerback
Roger Wehrli, St. Louis (AP, PFWA)	Cornerback
Emmitt Thomas, Kansas City (NEA)	Cornerback
Ken Houston, Washington (AP, NEA, PFWA)	Safety
Paul Krause, Minnesota (AP, PFWA)	Safety
<b>CLIFF HARRIS, DALLAS (NEA)</b>	<b>SAFETY</b>
Jim Bakken, St. Louis (AP)	Kicker
Ray Guy, Oakland (NEA, PFWA)	Punter

# Dallas Cowboys 1976 Rookie Roster

NAME	POS.	HT.	WT.	BIRTHDATE	HOW ACQ.	COLLEGE
Adell, Darnell	DB	5-11	177	4/1/53	FA	N. Carolina State
Bauer, Hank	RB	5-10	193	7/15/54	FA	Cal. Lutheran
Bruer, Bob	TE	6-5	223	5/22/53	FA	Mankato
Cook, Leroy	LB	6-3	206	11/9/52	D-10	Alabama
Costanzo, Rich	OL	6-3	252	1/23/53	D-16	Nebraska
Curry, Dale	LB	6-1	220	7/5/54	D-15	UCLA
Dixon, Andy	RB	5-9	202	12/4/53	FA	Wyoming
Dollison, Jackie	RB	6-1	199	9/20/53	FA	Fort Valley State
Driscoll, Mark	QB	6-1	190	7/28/53	D-13	Colorado State
Duncan, Joe	K	6-1	188	4/10/53	FA	Davidson College
Eidson, Jim	OL	6-3	264	5/10/54	D-2B	Mississippi State
Farris, Bill	K	6-3	210	9/14/54	FA	Mississippi
Ferguson, Duke	WR	6-1	193	4/21/54	D-3A	San Diego State
Gilson, Ray	DL	6-1	239	5/21/54	FA	CSU, Fresno
Green, Cornelius	WR	5-10	168	1/21/54	D-11	Ohio State
Hegman, Mike	LB	6-1	221	1/17/53	D-7 '75	Tennessee State
Jackson, Doug	RB	5-11	194	7/27/52	FA	Columbia
Jensen, Jim	RB	6-3	230	11/28/53	D-2A	Iowa
Johnson, Butch	WR	6-1	187	5/28/54	D-3C	UC-Riverside
Kyle, Aaron	DB	5-10	181	4/6/54	D-1	Wyoming
Laws, Henry	DB	5-10	169	5/10/54	D-8	South Carolina
Mauger, Mike	RB	6-1	208	9/26/52	FA	Kent State
McGuire, Greg	OL	6-3	294	9/16/52	D-6	Indiana
McShane, Charles	LB	6-2	214	1/4/54	D-12	Cal. Lutheran
Montgomery, Garland	QB	6-1	189	1/22/54	FA	Texas Southern
Moriarty, Tommy	DB	5-11	180	4/7/53	FA	Bowling Green
Mundt, Kevin	OL	6-5	250	3/5/54	FA	Brown
Mushinski, Larry	TE	6-2	215	9/1/53	D-14	Nebraska
Nance, Roger	LB	6-2	223	9/7/54	FA	Norfolk State
Nobles, D. C.	WR	6-0	171	11/9/51	FA	Houston U.
Oakes, Ed	DB	6-0	175	9/12/53	FA	Vanderbilt
Oliver, Reggie	QB	6-0	182	10/20/51	FA	Marshall
Pesuit, Wally	DL	6-3	255	3/4/54	D-5	Kentucky
Rafferty, Tom	OL	6-3	250	8/2/54	D-4	Penn State
Reece, Beasley	DB	6-1	186	3/18/54	D-9	North Texas
Roth, Maximilian	K	6-1	185	1/30/55	FA	U. Wis. Superior
Saldi, Jay	TE	6-3	217	10/8/54	FA	So. Carolina
Schaum, Greg	DL	6-3	246	1/1/54	D-7A	Michigan State
Shanor, Craig	TE	6-8	217	9/11/54	FA	Wyoming
Shuck, Jim	C	6-2	244	8/23/54	FA	Indiana
Smith, John	RB	5-11	186	9/1/54	D-3B	Boise State
Spivey, Mark	LB	6-2	215	1/10/55	FA	Drake
Treuting, Steve	RB	6-2	208	2/11/54	FA	Tulane
Van Peurse, Pete	OL	6-3	257	3/25/54	FA	Rochester
Walker, Kenny	RB	6-2	208	2/19/53	FA	Oklahoma State
Warren, David	RB	5-10	192	12/8/54	FA	Knoxville College
West, Ralph	RB	5-11	211	9/16/53	FA	Macalester
White, Danny	QB	6-2	180	2/9/52	D-3 '74	Arizona State
Whiting, James	LB	6-2	205	7/12/54	FA	Kent State
Williams, David	RB	6-2	210	3/10/54	D-7B	Colorado
Wingender, Jim	RB	6-0	198	7/8/53	FA	Iowa State
Woodfill, Stan	K	6-1	190	3/23/54	D-17	Oregon
Word, Calvin	LB	5-11	204	6/2/54	FA	Jacksonville State

\* Played two years in WFL.

# Dallas Cowboys 1976 Veteran Roster

NO.	NAME	POS.	HT.	WT.	BIRTHDATE	NFL YR.	COLLEGE
	Allen, Arthur	WR	5-10	161	7/9/52	1	Clark
60	Arnold, LeFrancis	OL	6-3	258	11/24/52	2	Oregon
31	Barnes, Benny	CB	6-1	190	3/3/51	5	Stanford
53	Breunig, Bob	LB	6-2	228	7/4/53	2	Arizona State
	Bushong, John	DL	6-3	224	11/20/52	1	Western Ky.
59	Capone, Warren	LB	6-1	218	8/14/51	2	Louisiana State
63	Cole, Larry	DT	6-5	250	11/15/46	9	Hawaii
57	Davis, Kyle	C	6-4	245	10/1/52	2	Oklahoma
21	Dennison, Doug	RB	6-0	208	12/18/51	3	Kutztown State
67	Donovan, Pat	T	6-4	250	7/1/53	2	Stanford
89	DuPree, Billy Joe	TE	6-4	230	3/7/50	4	Michigan State
62	Fitzgerald, John	C	6-5	252	4/16/48	6	Boston College
15	Fritsch, Toni	K	5-7	195	7/10/45	5	None
	Germany, Jim	RB	5-11	195	2/20/53	1	N. Mexico State
71	Gooden, Harry	DL	6-6	250	4/7/50	2	Alcorn A&M
84	Grannell, David	TE	6-5	230	10/4/52	3	Arizona State
77	Gregory, Bill	DT	6-5	252	12/14/49	6	Wisconsin
43	Harris, Cliff	S	6-1	190	11/12/48	7	Ouachita
	Harvey, Joe	DL	6-4	272	3/27/53	1	Northern Mich.
56	Henderson, Thomas	LB	6-2	223	3/1/53	2	Langston
1	Herrera, Efen	K	5-9	190	7/30/51	3	UCLA
9	Hoopess, Mitch	P	6-1	210	7/8/53	2	Arizona
81	Howard, Percy	WR	6-4	215	1/21/52	2	Austin Peay
42	Hughes, Randy	S	6-4	210	4/3/53	2	Oklahoma
40	Johnson, Ron	RB	6-1	205	10/17/47	8	Michigan
72	Jones, Ed	DE	6-9	265	2/23/51	3	Tennessee St.
55	Jordan, Lee Roy	LB	6-1	220	4/27/41	14	Alabama
18	Kokolus, Harry	K	5-10	190	5/25/52	1	Iowa
35	Laidlaw, Scott	RB	6-0	202	2/17/53	2	Stanford
66	Lawless, Burton	G	6-4	250	11/1/53	2	Florida
50	Lewis, D. D.	LB	6-1	215	10/16/45	8	Mississippi
	Lawrence, Jerry	DL	6-6	286	7/16/53	1	S. Dakota State
19	Longley, Clint	QB	6-1	195	7/28/52	3	Abilene Christ.
79	Martin, Harvey	DE	6-5	252	11/16/50	4	East Texas St.
73	Neely, Ralph	T	6-6	255	9/12/43	12	Oklahoma
44	Newhouse, Robert	RB	5-10	205	1/9/50	5	Houston
61	Nye, Blaine	G	6-4	255	3/29/46	9	Stanford
88	Pearson, Drew	WR	6-0	185	1/12/51	4	Tulsa
26	Pearson, Preston	RB	6-1	208	1/17/45	10	Illinois
75	Pugh, Jethro	DT	6-6	248	7/3/44	12	Eliz. City State
20	Renfro, Mel	CB	6-0	190	12/30/41	13	Oregon
83	Richards, Golden	WR	6-0	190	12/31/50	4	Hawaii
68	Scott, Herbert	G	6-2	250	1/18/53	2	Virginia Union
12	Staubach, Roger	QB	6-3	197	2/5/42	8	Navy
33	Thomas, Duane	RB	6-1	218	6/21/47	5	West Texas St.
78	Walton, Bruce	T	6-6	252	6/14/51	4	UCLA
46	Washington, Mark	CB	5-11	186	12/25/47	7	Morgan State
41	Waters, Charlie	S	6-2	195	9/10/48	7	Clemson
54	White, Randy	LB	6-4	240	1/15/53	2	Maryland
70	Wright, Rayfield	T	6-6	255	8/23/45	10	Fort Valley St.
30	Young, Charles	RB	6-1	220	10/13/52	3	N. Carolina St.

# Cowboys on the Road

## Team and Publicist's Itinerary

(Subject to Slight Changes)

**OAKLAND** (Saturday, July 31, 6 p.m. PDT). Arrive via Air California charter Saturday. Spend day at Edgewater Hyatt House (415/562-6100).

**Publicist** — Arrives Tuesday at Edgewater Hyatt House.

**LOS ANGELES** (Saturday, Aug. 7, 7 p.m. PDT). Arrive at Coliseum via bus from Thousand Oaks training camp.

**Publicist** — Available on request. Will work out of Thousand Oaks.

**DETROIT** (Saturday, Aug. 21, 8 p.m. CDT). Arrive via Braniff charter Saturday. Spend day at Hyatt Regency Memphis (901/761-1234).

**Publicist** — Arrives Tuesday at Hyatt Regency Memphis.

**NEW ORLEANS** (Sunday, Sept. 19, 1 p.m. CDT). Arrive via Braniff charter Saturday. Stay at New Orleans Marriott (504/581-1000).

**Publicist** — Arrives Tuesday at Marriott.

**SEATTLE** (Sunday, Oct. 3, 1 p.m. PDT). Arrive via Braniff charter Saturday. Stay at Washington Plaza (206/624-7400).

**Publicist** — Arrives Monday at Washington Plaza.

**NEW YORK GIANTS** (Sunday, Oct. 10, 1 p.m. EDT). Arrive via Braniff charter Saturday. Stay at Sheraton Heights, Hasbrouck Heights, N. J. (201/288-6100).

**Publicist** — Arrives Monday at Essex House in New York (212/247-0300).

**ST. LOUIS** (Sunday, Oct. 17, 3 p.m. CDT). Arrive via Braniff charter Saturday. Stay at Breckenridge Inn of the Spanish Pavilion (314/421-1776).

**Publicist** — Arrives Tuesday at Breckenridge Inn.

**WASHINGTON** (Sunday, Oct. 31, 4 p.m. EST). Arrive via Braniff charter Saturday. Stay at Crystal City Marriott (703/521-5500).

**Publicist** — Arrives Tuesday at Crystal City Marriott.


**ATLANTA** (Sunday, Nov. 21, 1 p.m. EST). Arrive via Braniff charter Saturday. Stay at Atlanta Marriott (404/659-6500).

**Publicist** — Arrives Tuesday at Atlanta Marriott.

**PHILADELPHIA** (Sunday, Dec. 5, 1 p.m. EST). Arrive via Braniff charter Saturday. Stay at Philadelphia Hilton Inn (215/755-9500).

**Publicist** — Arrives Tuesday at Philadelphia Hilton Inn.

# THE OPPONENTS



COWBOYS OPPONENTS

# PHILADELPHIA EAGLES

Sept. 12 at Dallas  
Dec. 5 at Philadelphia

OFFICE ..... Veterans Stadium  
Philadelphia, Pa. 19148  
PRESIDENT ..... Leonard H. Tose  
PUBLIC RELATIONS ..... Jim Gallagher  
Office Phone ..... 215/463-2500  
Home Phone ..... 215/279-7989  
COLORS ..... Kelly Green, White and Silver  
VETERANS STADIUM ..... 66,052 Capacity


— SERIES HISTORY —

(Dallas Leads Series, 19-12)

Year	Site	Winner-Score	Att.
1960	Dallas	Phil., 27-25	18,500
1961	Dallas	Phil., 43-7	25,000
1961	Phil.	Phil., 35-13	60,127
1962	Dallas	Dallas, 41-19	18,645
1962	Phil.	Phil., 28-14	58,070
1963	Phil.	Phil., 24-21	60,671
1963	Dallas	Dallas, 27-20	23,694
1964	Dallas	Phil., 17-14	55,972
1964	Phil.	Phil., 24-14	60,671
1965	Dallas	Phil., 35-24	56,249
1965	Phil.	Dallas, 21-19	54,714
1966	Dallas	Dallas, 56-7	69,372
1966	Phil.	Phil., 24-23	60,658
1967	Phil.	Phil., 21-14	60,740
1967	Dallas	Dallas, 38-17	55,834
1968	Phil.	Dallas, 45-13	60,858
1968	Dallas	Dallas, 34-14	72,083
1969	Phil.	Dallas, 38-7	60,658
1969	Dallas	Dallas, 49-14	71,509
1970	Phil.	Dallas, 17-7	59,728
1970	Dallas	Dallas, 21-17	55,736
1971	Phil.	Dallas, 42-7	65,358
1971	Dallas	Dallas, 20-7	60,178
1972	Dallas	Dallas, 28-6	55,850
1972	Phil.	Dallas, 28-7	65,720
1973	Phil.	Phil., 30-16	65,954
1973	Dallas	Dallas, 31-10	61,985
1974	Phil.	Phil., 13-10	64,088
1974	Dallas	Dallas, 31-24	43,586
1975	Phil.	Dallas, 20-17	64,889
1975	Dallas	Dallas, 27-17	57,893



VERMEIL



BERGEY

1975 RECORD — Won 4, Lost 10; All-Time Record (43 seasons)—Won 215, Lost 298, Tied 22.

HEAD COACH — Dick Vermeil (first season); Assistants — Chuck Clausen, Dick Coury, John Idzik, Ken Iman, John Mazur, Carl Peterson, Duane Putnam, Johnny Roland, Rod Rust.

1975 TEAM LEADERS

RUSHING

	Att.	Yds.	Avg.	TD
Tom Sullivan	173	632	3.7	0
James McAllister	103	335	3.2	1
Art Malone	101	325	3.2	0

PASSING

	AH.	Comp.	Yds.	TD	Int.
Roman Gabriel	292	151	1644	13	11
Mike Boryla	166	87	966	6	12

RECEIVING

	No.	Yds.	Avg.	TD
Charles Young	49	659	13.4	3
Harold Carmichael	49	639	13.0	7
Charles Smith	37	515	13.9	6

1975 Results

14	N. Y. Giants	23
13	@ Chicago	15
26	Washington	10
16	@ Miami	24
20	@ St. Louis	31
17	DALLAS	20
3	Los Angeles	42
23	St. Louis	24
13	@ Giants	10
17	@ DALLAS	27
27	S. Francisco	17
0	Cincinnati	31
10	@ Denver	25
26	@ Wash.	3
225	TOTALS	302

1976 Schedule

Sept. 12	@ DAL.
Sept. 19	—Giants
Sept. 27	—Wash.
Oct. 3	@ Atlanta
Oct. 10	—St. Louis
Oct. 17	@ Gr. Bay
Oct. 24	—Minnesota
Oct. 31	@ Giants
Nov. 7	—@ St. Louis
Nov. 14	@ Cleve.
Nov. 21	—Oakland
Nov. 28	@ Wash.
Dec. 5	—DALLAS
Dec. 12	—Seattle

**COWBOYS OPPONENTS**

**NEW ORLEANS  
SAINTS**

**Sept. 19 at New Orleans**

**OFFICE**.....944 St. Charles Ave.  
New Orleans, La. 70130

**PRESIDENT**.....John W. Mecom, Jr.

**PUBLIC RELATIONS**.....Larry Liddell

Office Phone .....504/524-1421

Home Phone .....504/722-5938

**COLORS**.....Old Gold, Black and White

**SUPERDOME**.....74,472 Capacity

**— SERIES HISTORY —  
(Dallas Leads Series, 5-1)**

Year	Site	Winner-Score	Att.
1967	Dallas	Dallas, 14-10	52,562
1967	N. O.	Dallas, 27-10	83,437
1968	N. O.	Dallas, 17-3	84,728
1969	N. O.	Dallas, 21-17	79,567
1969	Dallas	Dallas, 33-17	68,282
1971	N. O.	N. O., 24-14	83,088



**STRAM**



**FEDERSPIEL**

**1975 RECORD** — Won 2, Lost 12; All-Time Record (9 seasons) — Won 32, Lost 89, Tied 5.

**HEAD COACH**—Hank Stram (first season); Assistants — John Beake, Buck Buchanan, Whitey Campbell, Jim Garrett, Alvin Roy, Sam Rutigliana, Doug Shively, Dick Stafel, Dick Wood.

**1975 TEAM LEADERS**

**RUSHING**

	Att.	Yds.	Avg.	TD
Mike Strachan	161	668	4.1	2
Alvin Maxson	139	371	2.7	3
Rod McNeill	61	206	3.4	2

**PASSING**

	Att.	Comp.	Yds.	TD	Int.
Archie Manning	338	159	1685	7	17

**RECEIVING**

	No.	Yds.	Avg.	TD
Alvin Maxson	41	234	5.7	0
Mike Strachan	30	224	7.5	0
Paul Seal	28	414	14.8	1

**1975 Results**

(2-12)	
3 @ Wash.	41
0 Cincinnati	21
7 @ Atlanta	14
20 Green Bay	19
21 @ S. Fran.	35
14 @ L. A.	38
23 Atlanta	7
10 @ Oakland	48
7 Minnesota	20
6 S. Francisco	16
16 @ Cleveland	17
7 L. A.	14
14 @ Giants	28
17 Chicago	42
165 TOTALS	360

**1976 Schedule**

Sept. 12—Minnesota
Sept. 19—DALLAS
Sept. 26—@ K. C.
Oct. 3—Houston
Oct. 10—Atlanta
Oct. 17—@ S. Fran.
Oct. 24—L. Angeles
Oct. 31—@ Atlanta
Nov. 7—G. B. at Mil.
Nov. 14—Detroit
Nov. 21—@ Seattle
Nov. 28—@ L. A.
Dec. 5—@ N. Eng.
Dec. 12—S. Fran.

COWBOYS OPPONENTS

# BALTIMORE COLTS

Sept. 26 at Dallas

OFFICE ..... Executive Plaza III  
 Hunt Valley, Md. 21031

PRESIDENT ..... Robert Irsay

PUBLIC RELATIONS ..... Barry Jones  
 Office Phone ..... 301/667-4400  
 Home Phone ..... 301/666-1076

COLORS ..... Royal Blue, White and Silver

MEMORIAL STADIUM ..... 60,000 Capacity

— SERIES HISTORY —

(Baltimore Leads Series, 4-2)

Year	Site	Winner-Score	Att.
1960	Dallas	Balt., 45-7	25,500
1966*	Miami	Balt., 35-3	65,569
1967	Balt.	Balt., 23-17	60,238
1969	Dallas	Dallas, 27-10	63,191
1970**	Miami	Balt., 16-13	80,055
1972	Balt.	Dallas, 21-0	58,992

\*Playoff Bowl

\*\*Super Bowl Jan. 17, 1971



MARCHIBRODA

JONES

1975 RECORD — Won 10, Lost 4; All-Time Record (23 seasons)—Won 244, Lost 388, Tied 32.

HEAD COACH — Ted Marchibroda (second season, Won 10, Lost 4); Assistants — Maxie Baughan, George Boutselis, Whitey Dovell, Frank Lauterbur, Pete McCulley, Jerry Smith.

1975 TEAM LEADERS

RUSHING

	Att.	Yds.	Avg.	TD
Lydell Mitchell	289	1193	4.1	11
Kim Jones	47	321	6.8	3
Bill Olds	94	281	3.8	2

PASSING

	Att.	Comp.	Yds.	TD	Int.
Bert Jones	344	203	2483	18	8

RECEIVING

	No.	Yds.	Avg.	TD
Lydell Mitchell	60	544	9.1	4
Glenn Doughty	39	666	17.1	4
Raymond Chester	38	457	12.0	3

1975 Results

35	@ Chicago	7
20	Oakland	31
13	@ L. A.	24
31	Buffalo	38
10	@ N. Eng.	21
45	@ N. Y. Jets	19
21	Cleveland	7
42	@ Buffalo	35
52	N. Y. Jets	19
33	@ Miami	17
28	Kansas City	14
21	@ Giants	0
10	Miami	7
34	N. England	21
395	TOTALS	269

1976 Schedule

Sept. 12	@ N. Eng.
Sept. 19	Cincinnati
Sept. 26	@ DAL.
Oct. 3	Tampa Bay
Oct. 10	Miami
Oct. 17	@ Buffalo
Oct. 24	@ Jets
Nov. 1	Houston
Nov. 7	@ S. Diego
Nov. 14	N. Eng.
Nov. 22	@ Miami
Nov. 28	N. Y. Jets
Dec. 4	@ St. Louis
Dec. 12	Buffalo

COWBOYS OPPONENTS

# SEATTLE SEAHAWKS

Oct. 3 at Seattle

OFFICE 12 Westlake Ave. North  
Seattle, Wash. 98109

MANAGING GENERAL PARTNER  
Herman Sarkowsky

PUBLIC RELATIONS Don H. Andersen  
Office Phone 206/285-0618  
Home Phone 206/641-3807

COLORS Blue, Green, Silver

THE KINGDOME 65,000 Capacity

— SERIES HISTORY —  
None



PATERA



CURTIS

1975 RECORD — None.

HEAD COACH — Jack Patera (first season);  
Assistants — Bob Holloway, Earl Leggett,  
Larry Peccatiello, Sam Boghosian, Andy  
MacDonald, Jerry Rhome.

#### 1976 Schedule

Sept. 12—St. Louis	Oct. 31—@ L. A.
Sept. 19—@ Wash.	Nov. 7—Atlanta
Sept. 26—San Fran.	Nov. 14—@ Minn.
Oct. 3—DALLAS	Nov. 21—N. Orleans
Oct. 10—@ Gr. Bay	Nov. 28—@ Giants
Oct. 17—@ Tampa	Dec. 5—Chicago
Oct. 24—Detroit	Dec. 12—@ Phila.



**COWBOYS OPPONENTS**

**NEW YORK  
GIANTS**

**Oct. 10 at New York**  
**Nov. 7 at Dallas**

**OFFICE**.....15 Columbus Circle  
New York, N.Y. 10023  
**PRESIDENT**.....Wellington T. Mara  
**PUBLIC RELATIONS**.....Ed Croke  
Office Phone .....212/582-2010  
Home Phone .....914/631-1631  
**COLORS**.....Blue, Red and White  
**GIANTS STADIUM**.....76,500 Capacity

**— SERIES HISTORY —**  
**(Dallas Leads Series, 18-9-2)**

Year	Site	Winner-Score	Att.
1960	New York	Tie, 31-31	55,033
1961	Dallas	New York, 31-10	41,500
1961	New York	Dallas, 17-16	60,254
1962	Dallas	New York, 41-10	45,668
1962	New York	New York, 41-31	62,694
1963	New York	New York, 37-21	62,889
1963	Dallas	New York, 34-27	29,635
1964	Dallas	Tie, 13-13	33,225
1964	New York	Dallas, 31-21	63,031
1965	Dallas	Dallas, 31-2	59,366
1965	New York	Dallas, 38-20	62,871
1966	Dallas	Dallas, 52-7	60,010
1966	New York	Dallas, 17-7	62,735
1967	Dallas	Dallas, 38-24	66,209
1968	Dallas	New York, 27-21	72,163
1968	New York	Dallas, 28-10	62,617
1969	Dallas	Dallas, 25-3	58,964
1970	Dallas	Dallas, 28-10	57,236
1970	New York	New York, 23-20	62,938
1971	Dallas	Dallas, 20-13	68,378
1971	New York	Dallas, 42-14	62,815
1972	New York	Dallas, 23-14	62,725
1972	Dallas	New York, 23-3	64,602
1973	Dallas	Dallas, 45-28	64,898
1973	N. Haven	Dallas, 23-10	70,128
1974	Dallas	New York, 14-6	46,353
1974	N. Haven	Dallas, 21-7	61,191
1975	New York	Dallas, 13-7	56,511
1975	Dallas	Dallas, 14-3	53,329



**ARNSPARGER**



**MORTON**

**1975 RECORD** — Won 5, Lost 9; All-Time Record (51 seasons)—Won 342, Lost 258, Tied 30.

**HEAD COACH** — Bill Arnsparger (third season, Won 7, Lost 21); Assistants — John McVay, John Symank, Ray Weitecha, Marty Schottenheimer, Ted Plumb, Hunter Enis, Allan Webb, Jay Frye, Ed Rutledge.

**1975 TEAM LEADERS**

**RUSHING**

	Att.	Yds.	Avg.	TD
Joe Dawkins	129	438	3.4	2
Doug Kotar	122	378	3.1	6
Ron Johnson	116	351	3.0	5

**PASSING**

	Att.	Comp.	Yds.	TD	Int.
Craig Morton	363	186	2359	11	16

**RECEIVING**

	No.	Yds.	Avg.	TD
Walker Gillette	43	600	14.0	2
Bob Tucker	34	484	14.2	1
Ron Johnson	34	280	8.2	1

**1975 Results**

(5-9)		
23	@ Phila.	14
13	@ Wash.	49
14	@ St. Louis	26
7	DALLAS	13
17	@ Buffalo	14
17	St. Louis	20
35	San Diego	24
13	Washington	21
10	Philadelphia	13
14	@ Green Bay	40
3	@ DALLAS	14
0	Baltimore	21
28	New Orleans	14
26	@ S. Fran.	23
216	TOTALS	306

**1976 Schedule**

Sept. 12	@ Wash.
Sept. 19	@ Phila.
Sept. 26	@ L. A.
Oct. 3	@ St. Louis
Oct. 10	DALLAS
Oct. 17	@ Minn.
Oct. 24	Pittsburgh
Oct. 31	Phila.
Nov. 7	@ DALLAS
Nov. 14	Washington
Nov. 21	@ Denver
Nov. 28	Seattle
Dec. 5	Detroit
Dec. 12	St. Louis

COWBOYS OPPONENTS

# ST. LOUIS CARDINALS

Oct. 17 at St. Louis  
Nov. 25 at Dallas

OFFICE 200 Stadium Plaza  
St. Louis, Mo. 63102

MANAGING GENERAL PARTNER  
William V. Bidwell

PUBLIC RELATIONS Joe Rhein  
Office Phone 314/421-0777  
Home Phone 618/233-1431

COLORS Cardinal Red, White and Black

BUSCH STADIUM 51,392 Capacity

— SERIES HISTORY —  
(Dallas Leads Series, 15-12-1)

Year	Site	Winner-Score	Att.
1960	St. Louis	St. Louis, 12-10	23,128
1961	Dallas	St. Louis, 31-17	20,500
1961	St. Louis	St. Louis, 31-13	15,384
1962	Dallas	St. Louis, 28-24	16,027
1962	St. Louis	St. Louis, 52-20	14,201
1963	Dallas	St. Louis, 34-7	36,432
1963	St. Louis	Dallas, 28-24	12,695
1964	Dallas	St. Louis, 16-6	36,605
1964	St. Louis	Dallas, 31-13	28,253
1965	St. Louis	St. Louis, 20-13	32,034
1965	Dallas	Dallas, 27-13	38,499
1966	St. Louis	Tie, 10-10	50,673
1966	Dallas	Dallas, 31-17	76,965
1967	Dallas	Dallas, 46-21	68,787
1968	St. Louis	Dallas, 27-10	48,296
1969	Dallas	Dallas, 24-3	62,134
1970	St. Louis	St. Louis, 20-7	50,780
1970	Dallas	St. Louis, 38-0	69,323
1971	St. Louis	Dallas, 16-13	50,486
1971	Dallas	Dallas, 31-12	66,672
1972	Dallas	Dallas, 33-24	65,218
1972	St. Louis	Dallas, 27-6	49,787
1973	Dallas	Dallas, 45-10	64,729
1973	St. Louis	Dallas, 30-3	43,946
1974	St. Louis	St. Louis, 31-28	49,885
1974	Dallas	Dallas, 17-14	64,146
1975	Dallas	Dallas, 37-31	52,417
1975	St. Louis	St. Louis, 31-17	49,701



CORYELL



METCALF

1975 RECORD — Won 11, Lost 3; All-Time Record (54 seasons)—Won 268, Lost 348, Tied 36.

HEAD COACH — Don Coryell (fourth season, Won 25, Lost 16, Tied 1); Assistants — Joe Gibbs, Harry Gilmer, Jim Hanifan, Chuck Weber, Ray Willsey, Willie Zapalac, Jim Curzi.

1975 TEAM LEADERS

RUSHING

	Att.	Yds.	Avg.	TD
Jim Otis	269	1076	4.0	5
Terry Metcalf	165	816	4.9	9
Steve Jones	54	275	5.1	2

PASSING

	Att.	Comp.	Yds.	TD	Int.
Jim Hart	345	182	2507	19	19

RECEIVING

	No.	Yds.	Avg.	TD
Mel Gray	48	926	19.3	11
Terry Metcalf	43	378	8.8	2
Earl Thomas	21	375	17.9	2

1975 Results (11-3)		1976 Schedule	
23	Atlanta	20	Sept. 12—@ Seattle
31	@ DALLAS	37	Sept. 19—Green Bay
26	N. Y. Giants	14	Sept. 26—@ S. D.
17	@ Wash.	27	Oct. 3—N. Y. Giants
31	Philadelphia	20	Oct. 10—@ Phila.
20	@ Giants	13	Oct. 17—DALLAS
24	N. England	17	Oct. 25—@ Wash.
24	@ Phila.	23	Oct. 31—S. Fran.
20	Washington	17	Nov. 7—Philadelphia
37	@ N. Y. Jets	6	Nov. 14—@ L. A.
14	Buffalo	32	Nov. 21—Wash.
31	DALLAS	17	Nov. 25—@ DAL.
34	@ Chicago	20	Dec. 4—Baltimore
24	@ Detroit	13	Dec. 12—@ Giants
356	TOTALS	276	

COWBOYS OPPONENTS

# CHICAGO BEARS

Oct. 24 at Dallas

OFFICE 55 E. Jackson (Suite 1200)  
Chicago, Ill. 60604

CHRM. OF BOARD George S. Halas

PUBLIC RELATIONS Ted Haracz

Office Phone 312/663-5100

Home Phone 312/991-3829


COLORS Orange, Navy Blue, White

SOLDIER FIELD 57,455 Capacity

— SERIES HISTORY —

(Series Is Tied, 3-3)

Year	Site	Winner-Score	Att.
1960	Chicago	Chicago, 17-7	39,951
1962	Dallas	Chicago, 34-33	12,692
1964	Chicago	Dallas, 24-10	47,527
1968	Chicago	Dallas, 34-3	46,667
1971	Chicago	Chicago, 23-19	55,049
1973	Chicago	Dallas, 20-17	55,701



PARDEE



CHAMBERS

1975 RECORD — Won 4, Lost 10; All-Time Record (56 seasons)—Won 416, Lost 247, Tied 42.

HEAD COACH — Jack Pardee (second season, Won 4, Lost 10); Assistants — Bob Bowser, Ray Callahan, Brad Ecklund, Ross Fichtner, John Hilton, Fred O'Connor, Jerry Stoltz.

1975 TEAM LEADERS

RUSHING

	Att.	Yds.	Avg.	TD
Walter Payton	196	679	3.5	7
Roland Harper	100	453	4.5	1
Mike Adamle	94	353	3.8	1

PASSING

	Att.	Comp.	Yds.	TD	Int.
Gary Huff	205	114	1083	3	9
Bob Avellini	126	67	942	6	11

RECEIVING

	No.	Yds.	Avg.	TD
Bo Rather	39	685	17.6	2
Walter Payton	33	213	6.5	0
Bob Grim	28	374	13.4	2

1975 Results

(4-10)	
7	Baltimore 35
15	Philadelphia 13
3	@ Minnesota 28
7	@ Detroit 27
3	@ Pitts. 34
9	Minnesota 13
13	Miami 46
27	Green Bay 14
3	@ S. Fran. 31
10	@ L. Angeles 38
7	@ G. Bay 28
25	Detroit 21
20	St. Louis 34
34	@ N. Orleans 20
191	TOTALS 379

1976 Schedule

Sept. 12	—Detroit
Sept. 19	—@ S. F.
Sept. 26	—Atlanta
Oct. 3	—Washington
Oct. 10	—@ Minn.
Oct. 17	—@ L. A.
Oct. 24	—@ DAL.
Oct. 31	—Minnesota
Nov. 7	—Oakland
Nov. 14	—Green Bay
Nov. 21	—@ Detroit
Nov. 28	—@ Gr. Bay
Dec. 5	—@ Seattle
Dec. 12	—Denver

## COWBOYS OPPONENTS

# WASHINGTON REDSKINS

Oct. 31 at Washington  
Dec. 12 at Dallas

OFFICE ..... P.O. Box 17247  
Washington, D.C. 20041  
PRESIDENT Edward Bennett Williams  
PUBLIC RELATIONS Mike Menchel  
Office Phone 703/471-9100  
Home Phone 301/881-2249  
COLORS Burgundy and Gold  
RFK MEMORIAL STADIUM 54,398 Capacity

## — SERIES HISTORY —

(Dallas Leads Series, 17-13-2)

Year	Site	Winner-Score	Att.
1960	Wash.	Wash., 26-14	21,142
1961	Dallas	Tie, 28-28	17,500
1961	Wash.	Wash., 34-24	21,451
1962	Dallas	Tie, 35-35	15,730
1962	Wash.	Dallas, 38-10	49,888
1963	Wash.	Wash., 21-17	40,101
1963	Dallas	Dallas, 35-20	18,838
1964	Dallas	Dallas, 24-18	25,158
1964	Wash.	Wash., 28-16	49,219
1965	Dallas	Dallas, 27-7	61,577
1965	Wash.	Wash., 34-31	50,205
1966	Wash.	Dallas, 31-30	50,927
1966	Dallas	Wash., 34-31	64,198
1967	Wash.	Dallas, 17-14	50,566
1967	Dallas	Wash., 27-20	75,538
1968	Wash.	Dallas, 44-24	50,816
1968	Dallas	Dallas, 29-20	66,076
1969	Wash.	Dallas, 41-28	50,474
1969	Dallas	Dallas, 20-10	56,924
1970	Wash.	Dallas, 45-21	50,415
1970	Dallas	Dallas, 34-0	57,936
1971	Dallas	Wash., 20-16	72,000
1971	Wash.	Dallas, 13-0	53,041
1972	Wash.	Wash., 24-20	53,039
1972	Dallas	Dallas, 34-24	65,136
1972	Wash.	Wash., 26-3	53,129
1973	Wash.	Wash., 14-7	54,314
1973	Dallas	Dallas, 27-7	64,458
1974	Wash.	Wash., 28-21	54,395
1974	Dallas	Dallas, 24-23	63,243
1975	Wash.	Wash., 30-24	55,004
1975	Dallas	Dallas, 31-10	61,091

NFC Championship Game



ALLEN



KILMER

1975 RECORD — Won 8, Lost 6; All-Time Record (39 seasons)—Won 235, Lost 226, Tied 21.

HEAD COACH — George Allen (sixth season, Won 48, Lost 21, Tied 1); Assistants — Charlie Waller, Dick Bielski, Bill Austin, Joe Walton, LaVern Torgeson, Ralph Hawkins, Kirk Mee, Paul Lanham.

## 1975 TEAM LEADERS

## RUSHING

	Att.	Yds.	Avg.	TD
Mike Thomas	235	919	3.9	4
Larry Brown	97	352	3.6	3
Moses Denson	56	195	3.5	0

## PASSING

	Att.	Comp.	Yds.	TD	Int.
Billy Kilmer	346	178	2440	23	16
Randy Johnson	79	41	556	4	10

## RECEIVING

	No.	Yds.	Avg.	TD
Charley Taylor	53	755	14.0	6
Frank Grant	41	776	18.9	8
Mike Thomas	40	483	12.0	3

## 1975 Results

41	New Orleans	3
49	N. Y. Giants	13
10	@ Phila.	26
27	St. Louis	17
10	@ Houston	13
23	@ Cleveland	7
30	DALLAS	24
21	@ Giants	13
17	@ St. Louis	20
23	Oakland	26
31	Minnesota	30
30	@ Atlanta	27
10	@ DALLAS	31
3	Philadelphia	26
325	TOTALS	276

## 1976 Schedule

Sept. 12	—Giants
Sept. 19	—Seattle
Sept. 27	—@ Phila.
Oct. 3	—@ Chicago
Oct. 10	—Kans. City
Oct. 17	—Detroit
Oct. 25	—St. Louis
Oct. 31	—DALLAS
Nov. 7	—@ S. Fran.
Nov. 14	—@ Giants
Nov. 21	—@ St. L.
Nov. 28	—Phila.
Dec. 5	—@ N.Y. Jets
Dec. 12	—@ DAL.

**COWBOYS OPPONENTS**

**BUFFALO  
BILLS**

**Nov. 15 at Dallas**

**OFFICE**.....One Bills Drive  
Orchard Park, N.Y. 14127

**PRESIDENT**.....Ralph C. Wilson, Jr.

**PUBLIC RELATIONS**.....L. Budd Thalman  
Office Phone .....716/648-1800  
Home Phone .....716/662-9502

**COLORS**..Scarlet Red, Royal Blue and White  
**RICH STADIUM** .....80,020 Capacity

— **SERIES HISTORY** —  
(Dallas Leads Series, 1-0)

Year	Site	Winner-Score	Att.
1971	Buffalo	Dallas, 49-37	46,206



**SABAN**



**FERGUSON**

**1975 RECORD** — Won 8, Lost 6; All-Time Record (16 seasons) — Won 99, Lost 117, Tied 8.

**HEAD COACH** — Lou Saban (ninth season, Won 66, Lost 42, Tied 4); Assistants — Jim Ringo, Jerry Wampfler, Richie McCabe, Errol Prisky, John Ray, Jim LaRue.

**1975 TEAM LEADERS**

**RUSHING**

	Att.	Yds.	Avg.	TD
O. J. Simpson	329	1817	5.5	16
Jim Braxton	186	823	4.4	9
Joe Ferguson	22	82	3.6	1

**PASSING**

	Att.	Comp.	Yds.	TD	Int.
Joe Ferguson	321	169	2426	25	17

**RECEIVING**

	No.	Yds.	Avg.	TD
Bob Chandler	55	746	13.6	6
J. D. Hill	36	667	18.5	7
O. J. Simpson	28	426	15.2	7

**1975 Results**

42	N. Y. Jets	14
30	@ Pitts.	21
38	Denver	14
38	@ Baltimore	31
14	N. Y. Giants	17
30	Miami	35
24	@ N. Y. Jets	23
35	Baltimore	42
24	@ Cincinnati	33
45	New England	31
32	@ St. Louis	14
21	@ Miami	31
34	@ N. Eng.	14
13	Minnesota	35
420	TOTALS	355

**1976 Schedule**

Sept. 13—Miami
Sept. 19—Houston
Sept. 26—@ Tampa
Oct. 3—Kansas City
Oct. 10—@ Jets
Oct. 17—Baltimore
Oct. 24—N. England
Oct. 31—N. Y. Jets
Nov. 7—@ N. Eng.
Nov. 15—@ DAL.
Nov. 21—San Diego
Nov. 25—@ Detroit
Dec. 5—@ Miami
Dec. 12—@ Balt.

COWBOYS OPPONENTS

# ATLANTA FALCONS

Nov. 21 at Atlanta

OFFICE 521 Capitol Ave., S.W.  
Atlanta, Ga. 30312

CHRM. OF THE BOARD Rankin M. Smith

PUBLIC RELATIONS Wilt Browning  
Office Phone 404/688-8684  
Home Phone 404/972-0672

COLORS Red, Black, White and Old Gold

ATLANTA STADIUM 58,850 Capacity

— SERIES HISTORY —  
(Dallas Leads Series, 5-0)

Year	Site	Winner-Score	Att.
1966	Atlanta	Dallas, 47-14	56,990
1967	Dallas	Dallas, 37-7	54,751
1969	Atlanta	Dallas, 24-17	54,833
1970	Dallas	Dallas, 13-0	53,611
1974	Atlanta	Dallas, 24-0	52,322



CAMPBELL



HUMPHREY

1975 RECORD — Won 4, Lost 10; All-Time Record (10 seasons) — Won 46, Lost 90, Tied 4.

HEAD COACH — Marion Campbell (third season, Won 5, Lost 15); Assistants—Fred Bruney, Ed Khayat, Al Lavan, Marv Matuszak, Bill Nelsen, Jimmy Orr, John Rauch, Bill Walsh.

## 1975 TEAM LEADERS

### RUSHING

	Att.	Yds.	Avg.	TD
Dave Hampton	250	1002	4.0	5
Haskel Stanback	105	440	4.2	5
Mack Herron	62	274	4.4	0

### PASSING

	Att.	Comp.	Yds.	TD	Int.
Steve Bartkowski	255	115	1662	13	15

### RECEIVING

	No.	Yds.	Avg.	TD
Al Jenkins	38	767	20.2	6
Jim Mitchell	34	536	15.8	4
Ken Burrow	25	323	12.9	2

### 1975 Results

1975 Results	
(4-10)	
20	@ St. Louis 23
14	Detroit 17
14	New Orleans 7
17	@ S. Fran. 3
7	@ L. A. 22
14	Cincinnati 21
7	@ N. Orleans 23
0	@ Minnesota 28
7	L. A. 16
35	Denver 21
34	@ Oakland 37
27	Washington 30
31	S. Francisco 9
13	@ Green Bay 22
240	TOTALS 289

### 1976 Schedule

Sept. 12	—L. A.
Sept. 19	—@ Detroit
Sept. 26	—@ Chicago
Oct. 3	—Philadelphia
Oct. 10	—@ N. O.
Oct. 17	—Cleveland
Oct. 23	—@ S. F.
Oct. 31	—N. Orleans
Nov. 7	—@ Seattle
Nov. 14	—S. Fran.
Nov. 21	—DALLAS
Nov. 28	—@ Houston
Dec. 4	—@ L. A.
Dec. 12	—Green Bay

# The 1975 Season At A Glance

## Cowboys 18, Rams 7

At Dallas, September 21

LOS ANGELES	0	0	0	7	—	7
DALLAS	0	9	3	6	—	18
Cowboys—FG Fritsch 25						
Cowboys—Dennison 1 run (kick failed)						
Cowboys—FG Fritsch 39						
Cowboys—FG Fritsch 19						
Cowboys—FG Fritsch 31						
Rams—Jaworski 4 run (Dempsey kick)						
Attendance—49,091						

### Team Statistics

	Rams	Cowboys
First Downs	11	18
Net Yards Gained	135	277
Net Yards Rushing	115	197
Net Yards Passing	20	80
Passes	4-17	10-24
Passes Intercepted by	0	3
Punts-Average	5-42.4	4-41.5
Fumbles-Lost	4-1	1-1
Penalties-Yards	4-40	8-64

### Rushing

Rams—McCutcheon, 13 for 67; Bertelsen, 10 for 31; Bryant, 6 for 14; Jaworski, 3 for 13, 1 touchdown; Harris, 1 for 3; Carrell, 1 for minus-3.

Cowboys—Newhouse, 22 for 88; Dennison, 17 for 37, 1 touchdown; Hoopes, 1 for 13; Richards, 1 for 3; Laidlaw, 1 for 0.

### Passing

Rams—Jaworski, 3 of 7 for 36 yards; Harris, 1 of 10 for 5 yards, 3 interceptions.  
Cowboys—Staubach, 10 of 24 for 106 yards; Newhouse, 0 of 1.

### Receiving

Rams—H. Jackson, 1 for 20; Klein, 1 for 11; Bryant, 1 for 5; McCutcheon, 1 for 5.  
Cowboys—Newhouse, 3 for 19; Laidlaw, 2 for 31; D. Pearson, 2 for 27; Fugett, 2 for 25; DuPree, 1 for 4.

## Cowboys 37, Cardinals 31

At Dallas, September 28

ST. LOUIS	0	3	14	14	0	—	31
DALLAS	0	7	21	3	6	—	37 (OT)

Cardinals—FG Bakken 28  
Cowboys—Fugett 1 pass from Staubach (Fritsch kick)  
Cowboys—D. Pearson 12 pass from Staubach (Fritsch kick)  
Cardinals—Gray 23 pass from Hart (Bakken kick)  
Cowboys—Young 1 run (Fritsch kick)  
Cardinals—Thomas 80 pass from Hart (Bakken kick)  
Cowboys—Henderson 97 kickoff return (Fritsch kick)

Cowboys—FG Fritsch 40  
Cardinals—Smith 35 pass from Hart (Bakken kick)  
Cardinals—Gray 37 pass from Hart (Bakken kick)  
Cowboys—DuPree 3 pass from Staubach (no kick attempt)  
Attendance—52,417

### Team Statistics

	Cardinals	Cowboys
First Downs	19	28
Net Yards Gained	432	448
Net Yards Rushing	118	160
Net Yards Passing	314	288
Passes	15-32	23-34
Passes Intercepted by	1	2
Punts-Average	6-39.0	5-41.2
Fumbles-Lost	2-1	2-1
Penalties-Yards	4-50	6-30

### Rushing

Cardinals—Otis, 23 for 86; Metcalf, 7 for 25; Jones, 2 for 7.

Cowboys—Newhouse, 23 for 90; Dennison, 17 for 42; Staubach, 2 for 24; P. Pearson, 1 for 3; Young, 1 for 1, 1 touchdown.

### Passing

Cardinals—Hart, 15 of 32 for 314 yards, 4 touchdowns, 2 interceptions.

Cowboys—Staubach, 23 of 34 for 307 yards, 3 touchdowns, 1 interception.

### Receiving

Cardinals—Gray, 5 for 114, 2 touchdowns; Metcalf, 2 for 21; Jones, 2 for 16; Thomas, 1 for 80, 1 touchdown; J. Smith, 1 for 35, 1 touchdown; Harris, 1 for 23; Cain, 1 for 10; Hammond, 1 for 10; Otis, 1 for 5.

Cowboys—DuPree, 6 for 100, 1 touchdown; D. Pearson, 5 for 81, 1 touchdown; Fugett, 5 for 51, 1 touchdown; Laidlaw, 4 for 30; Richards, 2 for 46; Newhouse, 1 for minus-1.

## Cowboys 36, Lions 10

At Pontiac, October 6

DALLAS	3	6	6	21	—	36
DETROIT	0	3	7	0	—	10

Cowboys—FG Fritsch 21  
Cowboys—FG Fritsch 29  
Lions—FG Mann 21  
Cowboys—FG Fritsch 39  
Lions—Bussey 7 pass from Landry (Mann kick)  
Cowboys—Young 1 run (kick failed)  
Cowboys—Young 42 pass from Staubach (Fritsch kick)  
Cowboys—D. Pearson 46 pass from Newhouse (Fritsch kick)  
Cowboys—D. Pearson 37 pass from Staubach (Fritsch kick)  
Attendance—79,784

## Team Statistics

	Cowboys	Lions
First Downs	14	16
Net Yards Gained	344	199
Net Yards Rushing	94	172
Net Yards Passing	250	27
Passes	12-20	9-23
Passes Intercepted by	0	2
Punts-Average	5-32.6	7-41.2
Fumbles-Lost	2-0	4-3
Penalties-Yards	12-96	4-74

### Rushing

Cowboys—Young, 6 for 39, 1 touchdown; P. Pearson, 7 for 29; Newhouse, 12 for 26; Staubach, 1 for 0.

Lions—Bussey, 12 for 68; Taylor, 17 for 50; B. Thompson, 3 for 25; Landry, 6 for 24; Stagers, 1 for 14; King, 1 for 1; H. Weaver, 1 for minus-10.

### Passing

Cowboys—Staubach, 11 of 18 for 212 yards, 2 touchdowns, 2 interceptions; Newhouse, 1 of 1 for 46 yards, 1 touchdown; Longley, 0 of 1.

Lions—Landry, 7 of 18 for 85 yards, 1 touchdown; Munson, 2 of 5 for 26 yards.

### Receiving

Cowboys—D. Pearson, 6 for 188, 2 touchdowns; Laidlaw, 3 for 6; Young, 1 for 42, 1 touchdown; Fugett, 1 for 14; Richards, 1 for 8.

Lions—Stagers, 2 for 30; Bussey, 2 for 15, 1 touchdown; King, 1 for 22; Jarvis, 1 for 21; B. Thompson, 1 for 9; Taylor, 1 for 9; Hooks, 1 for 5.

## Cowboys 13, Giants 7

### At New York, October 12

DALLAS	3	0	3	7	—13
NEW YORK GIANTS	0	0	7	0	—7

Cowboys—FG Fritsch 24

Giants—Kotar 5 run (Hunt kick)

Cowboys—FG Fritsch 22

Cowboys—Fugett 4 pass from Staubach (Fritsch kick)

Attendance—56,511

## Team Statistics

	Cowboys	Giants
First Downs	14	10
Net Yards Gained	262	173
Net Yards Rushing	196	96
Net Yards Passing	66	77
Passes	8-22	8-23
Passes Intercepted by	3	0
Punts-Average	8-37.9	7-34.6
Fumbles-Lost	1-1	4-2
Penalties-Yards	6-45	4-45

### Rushing

Cowboys—Young, 27 for 93; Newhouse, 14 for 64; Staubach, 3 for 25; Laidlaw, 2 for 10; DuPree, 1 for 3; P. Pearson, 2 for 1.

Giants—Watkins, 11 for 41; Kotar, 11 for 27, 1 touchdown; Dawkins, 2 for 16; Morton, 1 for 10; Rhodes, 1 for minus-1.

### Passing

Cowboys—Staubach, 8 of 22 for 87 yards, 1 touchdown.

Giants—Morton, 8 of 23 for 99 yards, 3 interceptions.

### Receiving

Cowboys—Fugett, 3 for 29, 1 touchdown; Newhouse, 2 for 13; D. Pearson, 1 for 29; Laidlaw, 1 for 8; Young, 1 for 8.

Giants—Johnson, 3 for 23; Tucker, 2 for 41; Dawkins, 2 for 26; Rhodes, 1 for 9.

## Packers 19, Cowboys 17

### At Dallas, October 19

GREEN BAY	3	0	6	10	—19
DALLAS	0	0	14	3	—17

Packers—FG Danelo 24

Cowboys—Newhouse 1 run (Fritsch kick)

Packers—Harrell 26 run (kick failed)

Cowboys—Dennison 3 run (Fritsch kick)

Cowboys—FG Fritsch 24

Packers—FG Danelo 29

Packers—McGeorge 26 pass from Hadl (Danelo kick)

Attendance—64,934

## Team Statistics

	Packers	Cowboys
First Downs	14	20
Net Yards Gained	291	374
Net Yards Rushing	142	206
Net Yards Passing	149	168
Passes	15-28	16-31
Passes Intercepted by	1	2
Punts-Average	7-44.5	5-41.8
Fumbles-Lost	3-1	4-4
Penalties-Yards	6-47	4-34

### Rushing

Packers—Harrell, 10 for 48, 1 touchdown; Brockington, 12 for 45; Odom, 1 for 23; Hadl, 5 for 12; Torkelson, 3 for 11; B. Smith, 1 for 3.

Cowboys—P. Pearson, 15 for 101; Newhouse, 17 for 92, 1 touchdown; Dennison, 5 for 9, 1 touchdown; Richards, 1 for 4.

### Passing

Packers—Hadl, 15 of 28 for 174 yards, 1 touchdown, 2 interceptions.

Cowboys—Staubach, 16 of 31 for 201 yards, 1 interception.

### Receiving

Packers—Payne, 7 for 81; McGeorge, 4 for 80, 1 touchdown; Harrell, 2 for 5; B. Smith, 1 for 6; Brockington, 1 for 2.

Cowboys—D. Pearson, 5 for 69; Richards, 3 for 44; Fugett, 3 for 28; Newhouse, 2 for 33; P. Pearson, 2 for 10; DuPree, 1 for 17.

## Cowboys 20, Eagles 17

At Philadelphia, October 26

DALLAS ..... 0 10 0 10 — 20  
 PHILADELPHIA ..... 7 7 0 3 — 17

Eagles—Carmichael 1 pass from Gabriel  
 (Muhlmann kick)

Cowboys—Richards 43 punt return  
 (Fritsch kick)

Eagles—Carmichael 18 pass from Gabriel  
 (Muhlmann kick)

Cowboys—FG Fritsch 20

Eagles—FG Muhlmann 28

Cowboys—D. Pearson 21 pass from  
 Staubach (Fritsch kick)

Cowboys—FG Fritsch 42

Attendance—64,889

### Team Statistics

	Cowboys	Eagles
First Downs	21	13
Net Yards Gained	378	267
Net Yards Rushing	78	111
Net Yards Passing	300	156
Passes	27-50	9-23
Passes Intercepted by	0	1
Punts-Average	5-30.7	8-37.8
Fumbles-Lost	0-0	3-1
Penalties-Yards	6-55	6-73

### Rushing

Cowboys—P. Pearson, 7 for 30; Dennison, 7 for 22; Newhouse, 8 for 13; Staubach, 3 for 13.

Eagles—Gabriel, 3 for 39; Sullivan, 16 for 31; Malone, 7 for 23; James, 5 for 16; McAlister, 2 for 4; Smith, 1 for minus-2.

### Passing

Cowboys—Staubach, 27 of 49 for 314 yards, 1 touchdown, 1 interception; Hoopes, 0 for 1.

Eagles—Gabriel, 9 of 23 for 166 yards, 2 touchdowns.

### Receiving

Cowboys—Fugett, 7 for 93; Newhouse, 6 for 55; D. Pearson, 4 for 48, 1 touchdown; P. Pearson, 4 for 43; Young, 4 for 28; Richards, 1 for 46; Dennison, 1 for 1.

Eagles—Smith, 4 for 72; Carmichael, 3 for 26, 2 touchdowns; Young, 2 for 68.

## Redskins 30, Cowboys 24

At Washington, November 2

DALLAS ..... 0 17 0 7 0 — 24  
 WASHINGTON . 3 7 7 7 6 — 30 (OT)

Redskins—FG Moseley 43

Cowboys—P. Pearson 12 pass from  
 Staubach (Fritsch kick)

Cowboys—D. Pearson 10 pass from  
 Staubach (Fritsch kick)

Redskins—Grant 46 pass from Kilmer  
 (Moseley kick)

Cowboys—FG Fritsch 33

Redskins—Taylor 2 pass from Kilmer  
 (Moseley kick)

Cowboys—Harris 27 interception return

(Fritsch kick)

Redskins—Smith 7 pass from Kilmer  
 (Moseley kick)

Redskins—Kilmer 1 run (no kick attempt)

Attendance—55,004

### Team Statistics

	Cowboys	Redskins
First Downs	22	29
Net Yards Gained	385	403
Net Yards Rushing	172	102
Net Yards Passing	213	301
Passes	18-30	21-39
Passes Intercepted by	4	1
Punts-Average	5-39.0	1-35.0
Fumbles-Lost	2-2	3-2
Penalties-Yards	9-82	4-28

### Rushing

Cowboys—Newhouse, 15 for 63; Dennison, 8 for 44; P. Pearson, 14 for 36; Staubach, 4 for 15; Richards, 1 for 11; Young, 1 for 3.

Redskins—Thomas, 23 for 61; Denson, 4 for 22; Brown, 3 for 15; Kilmer, 2 for 4, 1 touchdown.

### Passing

Cowboys—Staubach, 17 of 29 for 217 yards, 2 touchdowns, 1 interception; Hoopes, 1 of 1 for 21 yards.

Redskins—Kilmer, 21 of 39 for 301 yards, 3 touchdowns, 4 interceptions.

### Receiving

Cowboys—D. Pearson, 7 for 114, 1 touchdown; Fugett, 2 for 36; P. Pearson, 2 for 28, 1 touchdown; Richards, 2 for 20; Young, 2 for 10; Newhouse, 2 for 9; Breunig, 1 for 21.

Redskins—Taylor, 7 for 69, 1 touchdown; Grant, 6 for 105, 1 touchdown; Smith, 4 for 63, 1 touchdown; Thomas, 2 for 44; Denson, 2 for 20.

## Chiefs 34, Cowboys 31

At Dallas, November 10

KANSAS CITY ..... 3 21 3 7 — 34  
 DALLAS ..... 0 17 14 0 — 31

Chiefs—FG Stenerud 51

Cowboys—Staubach 9 run (Fritsch kick)

Cowboys—FG Fritsch 31

Chiefs—Matuszak fumble recovery in end  
 zone (Stenerud kick)

Cowboys—Richards 15 pass from Staubach  
 (Fritsch kick)

Chiefs—Podolak 1 run (Stenerud kick)

Chiefs—Podolak 11 run (Stenerud kick)

Cowboys—Richards 47 pass from Staubach  
 (Fritsch kick)

Chiefs—FG Stenerud 44

Cowboys—Staubach 1 run (Fritsch kick)

Chiefs—Podolak 5 pass from Livingston  
 (Stenerud kick)

Attendance—63,539

## Team Statistics

	Chiefs	Cowboys
First Downs	21	26
Net Yards Gained	296	436
Net Yards Rushing	164	204
Net Yards Passing	132	232
Passes	13-28	17-31
Passes Intercepted by	2	0
Punts-Average	7-41.7	4-43.0
Fumbles-Lost	7-3	5-5
Penalties-Yards	4-25	6-53

### Rushing

Chiefs—Podolak, 20 for 88, 2 touchdowns; Lane, 12 for 35; Kinney, 7 for 34; Livingston, 6 for 7.

Cowboys—Newhouse, 11 for 54; P. Pearson, 16 for 49; Staubach, 6 for 39, 2 touchdowns; Dennison, 3 for 34; Young, 4 for 28.

### Passing

Chiefs—Livingston, 13 of 28 for 145 yards, 1 touchdown.

Cowboys—Staubach, 17 of 31 for 243 yards, 2 touchdowns, 2 interceptions.

### Receiving

Chiefs—B. Pearson, 3 for 56; Podolak, 3 for 26, 1 touchdown; Lane, 3 for 19; Masters, 2 for 25; Brunson, 2 for 22.

Cowboys—Fugett, 5 for 55; Richards, 3 for 84, 2 touchdowns; Newhouse, 3 for 26; P. Pearson, 2 for 23; Young, 2 for 18; Laidlaw, 1 for 25; D. Pearson, 1 for 12.

## Cowboys 34, Pats 31

### At Foxboro, November 16

DALLAS ..... 10 7 7 10 — 34  
NEW ENGLAND ... 0 10 7 14 — 31

Cowboys—FG Fritsch 43  
Cowboys—D. Pearson 33 pass from Staubach (Fritsch kick)  
Pats—FG Smith 29  
Pats—Plunkett 1 run (Smith kick)  
Cowboys—D. Pearson 31 pass from Staubach (Fritsch kick)  
Cowboys—Dennison 6 run (Fritsch kick)  
Pats—Francis 37 pass from Plunkett (Smith kick)  
Cowboys—Richards 41 pass from Staubach (Fritsch kick)  
Cowboys—FG Fritsch 26  
Pats—Stingley 13 pass from Plunkett (Smith kick)  
Pats—Stingley 5 pass from Plunkett (Smith kick)  
Attendance—60,905

## Team Statistics

	Cowboys	Pats
First Downs	16	19
Net Yards Gained	336	319
Net Yards Rushing	171	99
Net Yards Passing	165	220
Passes	11-20	12-30
Passes Intercepted by	2	0
Punts-Average	8-44.6	6-35.0
Fumbles-Lost	1-1	4-2
Penalties-Yards	10-60	5-35

## Rushing

Cowboys—Newhouse, 16 for 70; P. Pearson, 16 for 56; Staubach, 4 for 22; Dennison, 4 for 18, 1 touchdown; Young, 1 for 5.

Pats—Carter, 13 for 53; Cunningham, 12 for 48; Plunkett, 1 for 1, 1 touchdown; Johnson, 3 for minus-3.

## Passing

Cowboys—Staubach, 10 of 14 for 190 yards, 3 touchdowns; Longley, 1 of 6 for 8 yards.

Pats—Plunkett, 12 of 30 for 264 yards, 3 touchdowns, 2 interceptions.

## Receiving

Cowboys—D. Pearson, 3 for 83, 2 touchdowns; Newhouse, 3 for 24; Richards, 2 for 46, 1 touchdown; P. Pearson, 1 for 27; Fugett, 1 for 13; Young, 1 for 5.

Pats—Stingley, 5 for 75, 2 touchdowns; Francis, 2 for 63, 1 touchdown; Vataha, 2 for 32; Burks, 1 for 76; Carter, 1 for 13; Johnson, 1 for 5.

## Cowboys 27, Eagles 17

### At Dallas, November 23

PHILADELPHIA .... 0 3 0 14 — 17  
DALLAS ..... 3 14 3 7 — 27

Cowboys—FG Fritsch 26  
Eagles—FG Muhlmann 23  
Cowboys—P. Pearson 5 run (Fritsch kick)  
Cowboys—Staubach 1 run (Fritsch kick)  
Cowboys—FG Fritsch 20  
Eagles—McAlister 13 run (Muhlmann kick)  
Cowboys—Dennison 5 run (Fritsch kick)  
Eagles—James 1 run (Muhlmann kick)  
Attendance—57,893

## Team Statistics

	Eagles	Cowboys
First Downs	23	22
Net Yards Gained	327	351
Net Yards Rushing	111	205
Net Yards Passing	216	146
Passes	21-42	11-15
Passes Intercepted by	2	2
Punts-Average	3-43.0	2-44.0
Fumbles-Lost	0-0	1-0
Penalties-Yards	4-46	7-60

## Rushing

Eagles—McAlister, 10 for 46, 1 touchdown; Sullivan, 9 for 32; Malone, 5 for 21; Gabriel, 3 for 3; James, 1 for 1, 1 touchdown.

Cowboys—Newhouse, 16 for 82; Dennison, 14 for 65, 1 touchdown; P. Pearson, 10 for 35, 1 touchdown; Staubach, 6 for 10, 1 touchdown; D. Pearson, 1 for 11; Fugett, 1 for 2.

## Passing

Eagles—Gabriel, 13 of 26 for 113 yards, 2 interceptions; Boryla, 8 of 16 for 124 yards.

Cowboys—Staubach, 11 of 15 for 155 yards, 2 interceptions.

## Receiving

Eagles—C. Smith, 6 for 84; Young, 6 for 63; Carmichael, 3 for 49; R. James, 3 for 15; Sullivan, 1 for 13; McAlister, 1 for 8; Malone, 1 for 5.

Cowboys—P. Pearson, 4 for 109; Fugett, 2 for 13; D. Pearson, 2 for 13; Richards, 2 for 10; Newhouse, 1 for 10.

## Cowboys 14, Giants 3

At Dallas, November 30

NEW YORK GIANTS ..... 3 0 0 0 — 3  
DALLAS ..... 14 0 0 0 — 14

Cowboys—Fugett 54 pass from Staubach (Fritsch kick)

Giants—FG Hunt 35

Cowboys—Dennison 1 run (Fritsch kick)

Attendance—53,329

## Team Statistics

	Giants	Cowboys
First Downs	11	19
Net Yards Gained	158	389
Net Yards Rushing	74	181
Net Yards Passing	84	208
Passes	8-24	13-23
Passes Intercepted by	2	3
Punts-Average	7-49.0	4-39.5
Fumbles-Lost	2-0	1-0
Penalties-Yards	3-34	5-38

## Rushing

Giants—Kotar, 23 for 62; Dawkins, 4 for 11; Morton, 1 for 1.

Cowboys—P. Pearson, 12 for 65; Newhouse, 12 for 62; Dennison, 12 for 40, 1 touchdown; Staubach, 8 for 14.

## Passing

Giants—Morton, 8 of 24 for 102 yards, 3 interceptions.

Cowboys—Staubach, 13 of 22 for 213 yards, 1 touchdown, 2 interceptions.

## Receiving

Giants—Gillette, 2 for 40; Rhodes, 2 for 39; Kotar, 1 for 11; Watkins, 1 for 5; Dawkins, 1 for 2.

Cowboys—Richards, 3 for 82; Newhouse, 3 for 10; Fugett, 2 for 66, 1 touchdown; P. Pearson, 2 for 22; Young, 2 for 17; D. Pearson, 1 for 16.

## Cardinals 31, Cowboys 17

At St. Louis, December 7

DALLAS ..... 3 0 7 7 — 17  
ST. LOUIS ..... 14 14 0 3 — 31

Cardinals—Metcalf 30 pass from Hart (Bakken kick)

Cowboys—FG Fritsch 23

Cardinals—Gray 49 pass from Hart (Bakken kick)

Cardinals—Jones 1 run (Bakken kick)

Cardinals—Gray 6 pass from Hart (Bakken kick)

Cowboys—Dennison 1 run (Fritsch kick)

Cardinals—FG Bakken 27

Cowboys—P. Pearson 1 run (Fritsch kick)

Attendance—49,701

## Team Statistics

	Cowboys	Cardinals
First Downs	28	22
Net Yards Gained	373	363
Net Yards Rushing	118	164
Net Yards Passing	255	199
Passes	25-41	11-18
Passes Intercepted by	1	3
Punts-Average	1-36.0	2-39.5
Fumbles-Lost	0-0	1-0
Penalties-Yards	5-22	7-67

## Rushing

Cowboys—Staubach, 6 for 61; Newhouse, 7 for 28; P. Pearson, 8 for 20, 1 touchdown; Dennison, 4 for 9, 1 touchdown.

Cardinals—Metcalf, 14 for 86; Otis, 22 for 83; Hart, 2 for 0; Jones, 3 for minus-1, 1 touchdown; Latin, 2 for minus-4.

## Passing

Cowboys—Staubach, 25 of 41 for 268 yards, 3 interceptions.

Cardinals—Hart, 11 of 17 for 199 yards, 3 touchdowns, 1 interception; Metcalf, 10 of 1.

## Receiving

Cowboys—P. Pearson, 8 for 61; D. Pearson, 4 for 74; Young, 4 for 42; Newhouse, 4 for 32; Fugett, 3 for 38; DuPree, 1 for 17; Dennison, 1 for 4.

Cardinals—Harris, 4 for 71; Gray, 4 for 65, 2 touchdowns; Metcalf, 1 for 30, 1 touchdown; Cain, 1 for 17; Jones, 1 for 16.

## Cowboys 31, Redskins 10

At Dallas, December 13

WASHINGTON ..... 10 0 0 0 — 10  
DALLAS ..... 0 14 0 17 — 31

Redskins—FG Moseley 48

Redskins—Grant 14 pass from Kilmer

(Moseley kick)

Cowboys—Richards 57 pass from Staubach (Fritsch kick)

Cowboys—Staubach 4 run (Fritsch kick)

Cowboys—FG Fritsch 19

Cowboys—P. Pearson 5 pass from Staubach (Fritsch kick)

Cowboys—Waters 20 interception return (Fritsch kick)

Attendance—61,091

## Team Statistics

	Redskins	Cowboys
First Downs	12	19
Net Yards Gained	222	343
Net Yards Rushing	81	207
Net Yards Passing	141	136
Passes	14-33	10-20
Passes Intercepted by	1	2
Punts-Average	8-42.5	7-46.1
Fumbles-Lost	3-2	2-1
Penalties-Yards	6-61	2-20

### Rushing

Redskins—Brown, 11 for 37; Nelson, 6 for 20; Thomas, 8 for 14; Denson, 1 for 10; Johnson, 1 for 0.

Cowboys—Newhouse, 17 for 90; P. Pearson, 15 for 56; Staubach, 5 for 37, 1 touchdown; Dennison, 7 for 17; Young, 2 for 7.

### Passing

Redskins—Kilmer, 12 of 25 for 135 yards, 1 touchdown; Johnson, 2 of 8 for 25 yards, 2 interceptions.

Cowboys—Staubach, 10 of 19 for 153 yards, 2 touchdowns, 1 interception; Longley, 0 of 1.

### Receiving

Redskins—Grant, 4 for 47, 1 touchdown; J. Smith, 3 for 36; Taylor, 2 for 38; Thomas, 2 for 26; Brown, 1 for 5; Denson, 1 for 4; Nelson, 1 for 4.

Cowboys—D. Pearson, 3 for 43; Richards, 2 for 65, 1 touchdown; Newhouse, 2 for 20; Young, 1 for 14; Fugett, 1 for 6; P. Pearson, 1 for 5, 1 touchdown.

## Cowboys 31, Jets 21

### At New York, December 21

DALLAS	.....	0	14	10	7	—	31
NEW YORK JETS	.....	14	0	0	7	—	21
Jets—Riggins	1 run (Leahy kick)						
Jets—Garrett	8 run (Leahy kick)						
Cowboys—Newhouse	3 run (Fritsch kick)						
Cowboys—Dennison	1 run (Fritsch kick)						
Cowboys—D. Pearson	10 pass from Longley (Fritsch kick)						
Cowboys—FG	Fritsch 22						
Jets—Gresham	7 run (Leahy kick)						
Cowboys—Hughes	33 interception return (Fritsch kick)						
Attendance	—	37,279					

### Team Statistics

	Cowboys	Jets
First Downs	.....21	13
Net Yards Gained	.....329	120
Net Yards Rushing	.....243	121
Net Yards Passing	.....86	-1
Passes	.....6-15	2-13
Passes Intercepted by	.....1	1
Punts-Average	.....5-30.0	8-28.6
Fumbles-Lost	.....2-1	1-1
Penalties-Yards	.....7-55	3-15

### Rushing

Cowboys—Newhouse, 19 for 108, 1 touchdown; Young, 8 for 49; Dennison, 13 for 46, 1 touchdown; P. Pearson, 10 for 28; Longley, 3 for 12.

Jets—Riggins, 27 for 62, 1 touchdown; Garrett, 8 for 38, 1 touchdown; Davis, 3 for 13; Gresham, 2 for 7, 1 touchdown; Jones, 1 for 1.

### Passing

Cowboys—Longley, 6 of 15 for 94 yards, 1 touchdown, 1 interception.

Jets—Namath, 1 of 7 for 7 yards; Jones, 1 of 5 for 8 yards, 1 interception.

### Receiving

Cowboys—D. Pearson, 2 for 25, 1 touchdown; Newhouse, 2 for 25; P. Pearson, 1 for 23; Fugett, 1 for 21.

Jets—Caster, 2 for 15.



## 1975 Team Statistics

	DALLAS	OPP.
TOTAL FIRST DOWNS	.....288	234
Rushing	.....132	100
Passing	.....142	113
Penalty	.....14	21
Third Down Efficiency	...97/218	84/211
TOTAL NET YARDS	.....5025	3739
Average Per Game	.....358.9	267.1
Total Plays	.....986	888
Average Per Play	.....5.1	4.2
NET YARDS RUSHING	.....2432	1699
Average Per Game	.....173.7	121.4
Total Rushes	.....571	474
Average Per Rush	.....4.3	3.6
NET YARDS PASSING	.....2593	2040
Average Per Game	.....185.2	145.7
Tackles/Yards Lost	...39/242	41/288
Gross Yards	.....2835	2328
Atts./Completions	...376/207	373/162
Pct. of Completions	.....55.1	43.4
Had Intercepted	.....17	25
PUNTS/AVERAGE	.....68/39.4	82/39.6
PUNT RETURNS/AVG.	...32/9.8	37/7.1
KICKOFF RETURNS/AVG.	54/21.4	66/23.9
MISC. RETURNS/AVG.	...2/19.5	3/9.3
INTERCEPTS/AVG. RET.	25/13.8	17/11.9
PENALTIES/YARDS	...94/715	63/639
FUMBLES/BALL LOST	...25/18	43/19
TOUCHDOWNS	.....41	33
Rushing	.....17	13
Passing	.....19	19
Returns	.....5	1
EXTRA POINTS	.....38/40	31/32
FIELD GOALS/ATTEMPTS	..22/35	13/18
TOTAL POINTS	.....350	268
Average Per Game	.....25.0	19.1

# Dallas Cowboys Final 1975 Statistics

## RESULTS AND ATTENDANCE (10-4)

COWBOYS	OPPONENTS
(W) 18 LOS ANGELES .... (49,091) 7	
* (W) 37 ST. LOUIS ..... (52,417) 31	
(W) 36 At Detroit ..... (79,784) 10	
(W) 13 At N. Y. Giants ..... (56,511) 7	
(L) 17 GREEN BAY ..... (64,934) 19	
(W) 20 At Philadelphia ..... (64,889) 17	
* (L) 24 At Washington ..... (55,004) 30	
(L) 31 KANSAS CITY ..... (63,539) 34	
(W) 34 At New England ..... (60,905) 31	
(W) 27 PHILADELPHIA ..... (57,893) 17	
(W) 14 N. Y. GIANTS ..... (53,329) 3	
(L) 17 At St. Louis ..... (49,701) 31	
(W) 31 WASHINGTON ..... (61,091) 10	
(W) 31 At N. Y. Jets ..... (137,279) 21	

\* Overtime

## SCORE BY QUARTERS

Cowboys	36	115	88	105	6	—	350
Opponents	57	68	51	86	6	—	268

## RUSHING

Player	Aff.	Yds.	Avg.	Lg.	TD
Newhouse	209	930	4.4	29	2
Pearson, P.	133	509	3.8	32	2
Dannison	111	383	3.5	27	7
Staubach	55	316	5.7	17	4
Young	50	225	4.5	29	2
Richards	3	18	6.0	11	0
Hoopes	1	13	13.0	13	0
Longley	3	12	4.0	7	0
Pearson, D.	1	11	11.0	11	0
Laidlaw	3	10	3.3	10	0
DuPree	1	3	3.0	3	0
Fugett	1	2	2.0	2	0
Totals	571	2432	4.3	32	17
Opp. Totals	474	1699	3.6	39	13

## PUNTING

Player	No.	Yds.	Avg.	Lg.	Bk.
Hoopes	68	2676	39.4	55	1
Totals	68	2676	39.4	55	1
Opp. Totals	82	3247	39.6	64	1

## INTERCEPTIONS

Player	No.	Yds.	Avg.	Lg.	TD
Jordan	6	80	13.3	38	0
Renfro	4	70	17.5	22	0
Washington	4	26	6.5	23	0
Harris	3	58	19.3	27	1
Waters	3	55	18.3	35	1
Hughes	2	33	16.5	33	1
Peterson	1	19	19.0	19	0
Gregory	1	3	3.0	3	0
Jones	1	2	2.0	2	0
Totals	25	346	13.8	38	3
Opp. Totals	17	203	11.9	31	0

## PASSING

Player	Aff.	Comp.	Yds.	Pct.	Avg.	TD	Pct.	TD	Int.	Pct.	Lg.	Lost/Aff.	Rating
Staubach	348	198	2666	56.9	7.66	17	4.9	16	4.6	62	36/213	78.6	
Newhouse	2	1	46	50.0	23.00	1	50.0	0	0.0	46	0/0	—	
Hoopes	3	1	21	33.3	7.00	0	0.0	0	0.0	21	0/0	—	
Longley	23	7	102	30.4	4.43	1	4.3	1	4.3	23	3/29	—	
Totals	376	207	2835	55.1	7.54	19	5.1	17	4.5	62	39/242	77.7	
Opp. Tot.	373	162	2328	43.4	6.24	19	5.1	25	6.7	80	41/288	53.4	

## FIELD GOALS

Player	1-19	20-29	30-39	40-49	50+
Cowboys	2-2	13-14	4-9	3-9	0-1
Opponents	0-0	8-10	1-1	3-5	1-2

## RECEIVING

Player	No.	Yds.	Avg.	Lg.	TD
Pearson, D.	46	822	17.9	46	8
Fugett	38	488	12.8	54	3
Newhouse	34	275	8.1	23	0
Pearson, P.	27	351	13.0	49	2
Richards	21	451	21.5	62	4
Young	18	184	10.2	42	1
Laidlaw	11	100	9.1	25	0
DuPree	9	138	15.3	28	1
Dennison	2	5	2.5	4	0
Breunig	1	21	21.0	21	0
Totals	207	2835	13.7	62	19
Opp. Totals	162	2318	14.3	80	19

## KICKOFF RETURNS

Player	No.	Yds.	Avg.	Lg.	TD
Pearson, P.	16	391	24.4	42	0
Henderson	4	130	32.5	97	1
Howard, P.	2	51	25.5	31	0
Woolsey	12	247	20.6	29	0
Dennison	13	262	20.2	27	0
Young	3	54	18.0	29	0
Peterson	1	10	10.0	10	0
Breunig	2	13	6.5	7	0
Waters	1	0	0.0	0	0
Totals	54	1158	21.4	97	1
Opp. Totals	66	1578	23.9	73	0

## PUNT RETURNS

Player	No.	FC	Yds.	Avg.	Lg.	TD
Richards	28	13	288	10.3	43	1
Woolsey	4	2	25	6.3	15	0
Totals	32	15	313	9.8	43	1
Opp. Totals	37	8	261	7.1	34	0

## SCORING

Player	TDR	TDP	TDR†	FG	PAT	TP
Fritsch	0	0	0	22-35	38-40	104
Pearson, D.	0	8	0	0-0	0-0	48
Dennison	7	0	0	0-0	0-0	42
Richards	0	4	1	0-0	0-0	30
Pearson, P.	2	2	0	0-0	0-0	24
Staubach	4	0	0	0-0	0-0	24
Fugett	0	3	0	0-0	0-0	18
Young	2	1	0	0-0	0-0	18
Newhouse	2	0	0	0-0	0-0	12
DuPree	0	1	0	0-0	0-0	6
Harris	0	0	1	0-0	0-0	6
Henderson	0	0	1	0-0	0-0	6
Hughes	0	0	1	0-0	0-0	6
Waters	0	0	1	0-0	0-0	6
Totals	17	19	5	22-35	38-40	350
Opp. Tot.	13	19	1	13-18	31-32	268

# Divisional Playoff

**BLOOMINGTON, Minn., Dec. 28** — The wild-card Cowboys were underdogs as they went against the Minnesota Vikings on what might be termed an "ideal" day for the North Country in late December.

An erratic Viking punt caromed off a Dallas player and was recovered by the hosts just four yards from the Dallas goal line, leading to a 7-0 Minnesota lead at halftime.

Dallas tied it midway in the third period with a 72-yard drive and forged ahead, 10-7, on a Toni Fritsch field goal early in the fourth period. Minnesota slashed 70 yards in 10 plays — its best offensive showing of the day — to take a 14-10 lead with less than six minutes left.

It was the miracle (Roger Staubach called it a "Hail Mary") pass to Drew Pearson, 50 yards with 24 seconds left, that gave the Cowboys a victory that had seemed out of reach.

## COWBOYS 17, VIKINGS 14

Dallas	0	0	7	10	—	17
Minnesota	0	7	0	7	—	14

Vikings — Foreman 1 run (Cox kick)

Cowboys — Dennison 4 run (Fritsch kick)

Cowboys — FG Fritsch 24

Vikings — McClanahan 1 run (Cox kick)

Cowboys — D. Pearson 50 pass from Staubach (Fritsch kick)

Attendance — 48,341

## TEAM STATISTICS

	Cowboys	Vikings
First Downs	19	12
Net Yards Gained	356	215
Net Yards Rushing	131	115
Net Yards Passing	225	100
Passes	17-29	12-26
Passes Intercepted by	1	0
Punts-Average	6-38.5	7-39.6
Fumbles-Lost	4-1	2-0
Penalties-Yards	4-30	7-60

## RUSHING

Cowboys — Dennison, 11 for 36, 1 touchdown; P. Pearson, 11 for 34; Newhouse, 12 for 33; Staubach, 7 for 24; Fugett, 1 for 4.

Vikings — Foreman, 18 for 56, 1 touchdown; Tarkenton, 3 for 32; McClanahan, 4 for 22, 1 touchdown; Marinaro, 2 for 5.

## PASSING

Cowboys — Staubach, 17 of 29 for 246 yards, 1 touchdown.

Vikings — Tarkenton, 12 of 26 for 135 yards, 1 interception.

## RECEIVING

Cowboys — P. Pearson, 5 for 77; D. Pearson, 4 for 91, 1 touchdown; Newhouse, 2 for 25; Richards, 2 for 20; Fugett, 2 for 13; DuPree, 1 for 17; Dennison, 1 for 3.

Vikings — Marinaro, 5 for 64; Foreman, 4 for 42; Gilliam, 1 for 15; Lash, 1 for 15; Voigt, 1 for minus-1.

# NFC Championship Game

**LOS ANGELES, Jan. 4** — It was never really a contest.

The Cowboys, riding the momentum of the upset over Minnesota and determined to prove their season-opening win over the Rams was no fluke, played the near-perfect football game.

Dallas had 34 points on the Memorial Coliseum tote board before the natural let-up allowed the Rams a touchdown before the gun. But it was a 37-7 slaughter.

"They just whipped us in every way," said LA Coach Chuck Knox. "They executed better. They are a great team. I said that at the first of the season and I say that now."

Thus, the "rebuilding" Cowboys not only were back in the playoffs for the ninth time in ten years, they were headed for Super Bowl X and Pittsburgh.

## COWBOYS 37, RAMS 7

Dallas .....	7	14	13	3	—	37
Los Angeles .....	0	0	0	7	—	7
Cowboys — P. Pearson	18	pass from Staubach (Fritsch kick)				
Cowboys — Richards	4	pass from Staubach (Fritsch kick)				
Cowboys — P. Pearson	15	pass from Staubach (Fritsch kick)				
Cowboys — P. Pearson	19	pass from Staubach (Fritsch kick)				
Cowboys — FG Fritsch	40					
Cowboys — FG Fritsch	26					
Rams — Cappelletti	1	run (Dempsey kick)				
Cowboys — FG Fritsch	26					
Attendance —	84,483					

## TEAM STATISTICS

	Cowboys	Rams
First Downs .....	24	9
Net Yards Gained .....	441	118
Net Yards Rushing .....	195	22
Net Yards Passing .....	246	96
Passes .....	18-28	11-24
Passes Intercepted by .....	3	1
Punts-Average .....	4-34.8	7-35.4
Fumbles-Lost .....	1-0	1-0
Penalties-Yards .....	5-59	4-25

## RUSHING

Cowboys — Newhouse, 16 for 64; Staubach, 7 for 54; Dennison, 13 for 35; P. Pearson, 7 for 20; Young, 6 for 17; Fugett, 1 for 5.

Rams — Jaworski, 2 for 12; McCutcheon, 11 for 10; Cappelletti, 1 for 1, 1 touchdown; Scribner, 1 for 1; Bryant, 1 for minus-2.

## PASSING

Cowboys — Staubach, 16 of 26 for 220 yards, 4 touchdowns, 1 interception; Longley, 2 of 2 for 26 yards.

Rams — Jaworski, 11 of 22 for 147 yards, 2 interceptions; Harris, 0 of 2, 1 interception.

## RECEIVING

Cowboys — P. Pearson, 7 for 123, 3 touchdowns; D. Pearson, 5 for 46; Richards 2 for 46, 1 touchdown; Fugett, 2 for 5; Young, 1 for 15; Dennison, 1 for 11.

Rams — Jessie, 4 for 52; McCutcheon, 3 for 39; Nelson, 3 for 28; Bryant, 1 for 28.

# Super Bowl X

**MIAMI, Jan. 18** — The dream of a second world championship in their third appearance in a Super Bowl began dribbling away for the Cowboys when Reggie Harrison of Pittsburgh broke through to block a punt in the fourth quarter.

The ball trickled out of the end zone for a Steeler safety which cut the Cowboys' lead to 10-9. Two Roy Gerela field goals and a Terry Bradshaw-to-Lynn Swann bomb of 64 yards sealed Dallas' doom as Pittsburgh made it two in a row, 21-17.

The last-second "miracle" never came about for Dallas, although Roger Staubach passed to Percy Howard for 34 yards to cut the Steeler lead to four with 1:48 left and Staubach had Pittsburgh with its back to the goal and was bombing away at the final gun.

Swann's incredible performance, four receptions for 161 yards and the one touchdown although closely covered on all catches, earned him the game's MVP award.

## STEELERS 21, COWBOYS 17

Dallas	..... 7	3	0	7	— 17
Pittsburgh	..... 7	0	0	14	— 21

Cowboys — D. Pearson 29 pass from Staubach (Fritsch kick)

Steelers — Grossman 7 pass from Bradshaw (Gerela kick)

Cowboys — FG Fritsch 36

Steelers — Safety Harrison

Steelers — FG Gerela 36

Steelers — FG Gerela 18

Steelers — Swann 64 pass from Bradshaw (kick failed)

Cowboys — P. Howard 34 pass from Staubach (Fritsch kick)

Attendance — 80,187

## TEAM STATISTICS

	Cowboys	Steelers
First Downs	14	13
Net Yards Gained	270	339
Net Yards Rushing	108	149
Net Yards Passing	162	190
Passes	15-24	9-19
Passes Intercepted by	0	3
Punts-Average	7-35.0	4-39.8
Fumbles-Lost	4-0	4-0
Penalties-Yards	2-20	0-0

## RUSHING

Cowboys — Newhouse, 15 for 56; Staubach, 5 for 22; Dennison, 5 for 16; P. Pearson, 5 for 14.

Steelers — Harris, 27 for 82; Bleier, 15 for 21; Bradshaw, 4 for 16.

## PASSING

Cowboys — Staubach, 15 of 24 for 204 yards, 2 touchdowns, 3 interceptions.

Steelers — Bradshaw, 9 of 19 for 209 yards, 2 touchdowns.

## RECEIVING

Cowboys — P. Pearson, 5 for 53; Young, 3 for 31; D. Pearson, 2 for 59, 1 touchdown; Newhouse, 2 for 12; P. Howard, 1 for 34, 1 touchdown; Fugett, 1 for 9; Dennison, 1 for 6.

Steelers — Swann, 4 for 161, 1 touchdown; Stallworth, 2 for 8; Harris, 1 for 26; Grossman, 1 for 7, 1 touchdown; L. Brown, 1 for 7.



# 1975 NFL FINAL STANDINGS

## NFC

### EASTERN DIVISION

Team	W	L	T	Pct.	Pts.	OP
*Cardinals	11	3	0	.786	356	276
‡Cowboys	10	4	0	.714	350	268
Redskins	8	6	0	.571	325	276
Giants	5	9	0	.357	216	306
Eagles	4	10	0	.286	225	302

### CENTRAL DIVISION

*Vikings	12	2	0	.857	377	180
Lions	7	7	0	.500	245	262
Bears	4	10	0	.286	191	379
Packers	4	10	0	.286	226	285

### WESTERN DIVISION

*Rams	12	2	0	.857	312	135
49ers	5	9	0	.357	255	286
Falcons	4	10	0	.286	240	289
Saints	2	12	0	.143	165	360

### DIVISIONAL PLAYOFFS

Rams 35, Cardinals 23  
Cowboys 17, Vikings 14

### NFC CHAMPIONSHIP

Cowboys 37, Rams 7

## AFC

### EASTERN DIVISION

Team	W	L	T	Pct.	Pts.	OP
*Colts	10	4	0	.714	395	269
Dolphins	10	4	0	.714	357	222
Bills	8	6	0	.571	420	355
Patriots	3	11	0	.214	258	358
Jets	3	11	0	.214	258	433

### CENTRAL DIVISION

*Steelers	12	2	0	.857	373	162
‡Bengals	11	3	0	.786	340	246
Oilers	10	4	0	.714	293	226
Browns	3	11	0	.214	218	372

### WESTERN DIVISION

*Raiders	11	3	0	.786	375	255
Broncos	6	8	0	.429	254	307
Chiefs	5	9	0	.357	282	341
Chargers	2	12	0	.143	189	345

### DIVISIONAL PLAYOFFS

Steelers 28, Colts 10  
Raiders 31, Bengals 28

### AFC CHAMPIONSHIP

Steelers 16, Raiders 10

\*Division Winner

‡Wild Card for Playoffs

### SUPER BOWL X

Steelers 21, Cowboys 17

### AFC-NFC PRO BOWL

NFC 23, AFC 20

A black and white action photograph of a Dallas Cowboys player running with the ball. The player is wearing a dark jersey with the number 43 and white pants with three stripes down the side. He is wearing a white helmet with a star on the side. The background shows a large crowd of spectators in a stadium.

## THE RECORDS

# Cowboys All-Time Leaders

## RUSHING

Player	Att.	Yds.	Avg.	Long	TD
1. Perkins, Don (1961-68) .....	1,500	6,217	4.1	59	42
2. Hill, Calvin (1969-74) .....	1,166	5,009	4.3	55	39
3. Garrison, Walt (1966-74) .....	899	3,886	4.3	41	30
4. Marsh, Amos (1961-64) .....	427	2,065	4.8	71	14
5. Reeves, Dan (1965-72) .....	535	1,990	3.7	67	25
6. Newhouse, Robert (1972-75) .....	445	1,983	4.5	54	7
7. Thomas, Duane (1970-71) .....	326	1,596	4.9	56	16
8. Staubach, Roger (1969-75) .....	237	1,555	6.6	31	13

## PASSING

Player	Att.	Comp.	Pct.	Yds.	TD	Int.	Rating
1. Staubach, Roger (1969-75) ..	1,354	769	56.8	10,589	69	62	79.8
2. Morton, Craig (1965-74) ...	1,308	685	52.4	10,279	80	73	75.5
3. Meredith, Don (1960-68) ...	2,308	1,170	50.7	17,199	135	111	74.7
4. LeBaron, Eddie (1960-63) ...	692	359	51.9	5,331	45	52	67.8

## RECEIVING

Player	No.	Yds.	Avg.	Long	TD
1. Hayes, Bob (1965-74) .....	365	7,295	20.0	95	71
2. Clarke, Frank (1960-67) .....	281	5,214	18.6	80	50
3. Rentzel, Lance (1967-70) .....	183	3,521	19.2	86	31
4. Garrison, Walt (1966-74) .....	182	1,794	9.9	53	9
5. Howton, Billy (1960-63) .....	161	2,368	14.7	69	17
6. Perkins, Don (1961-68) .....	146	1,310	9.0	39	3
7. Hill, Calvin (1969-74) .....	139	1,359	9.8	39	6
8. Pearson, Drew (1973-75) .....	130	2,297	17.7	50	12
9. Reeves, Dan (1965-72) .....	129	1,693	13.1	60	17
10. Norman, Pettis (1963-70) .....	124	1,672	13.5	49	14

## SCORING

Player	TD	PAT	FG	Total
1. Hayes, Bob (1965-74) .....	76	—	—	456
2. Clark, Mike (1968-71, 1973) .....	—	180	69	387
3. Fritsch, Toni (1971-73, 1975) .....	—	119	66	317
4. Clarke, Frank (1960-67) .....	51	—	—	306
5. Perkins, Don (1961-68) .....	45	—	—	270
5. Hill, Calvin (1969-74) .....	45	—	—	270
7. Villanueva, Danny (1965-67) .....	—	134	42	260
8. Reeves, Dan (1965-72) .....	42	1 (run)	—	253

## PUNTING

Player	No.	Avg.	Long	Bk.
1. Baker, Sam (1962-63)	128	45.1	72	0
2. Sherer, Dave (1960)	57	42.5	67	1
3. Widby, Ron (1968-71)	247	41.8	84	2
4. Lothridge, Billy (1964)	62	40.3	75	1
5. Villanueva, Danny (1965-67)	192	40.3	58	1
6. Carrell, Duane (1974)	40	39.8	59	0
7. Hoopes, Mitch (1975)	68	39.4	55	1
8. Bateman, Marv (1972-74)	139	39.3	62	2
9. Green, Allen (1961)	61	36.7	53	1

## INTERCEPTIONS

Player	No.	Yds.	Avg.	Long	TD
1. Renfro, Mel (1964-75)	47	575	12.2	90	3
2. Green, Cornell (1962-74)	34	552	16.2	59	2
3. Jordan, Lee Roy (1963-75)	32	472	14.8	49	3
4. Howley, Chuck (1961-73)	24	395	16.5	58	2
5. Waters, Charlie (1970-75)	23	407	17.7	56	2
6. Bishop, Don (1960-65)	22	364	16.5	57	0
7. Gaechter, Mike (1962-69)	21	420	20.0	100	1
8. Harris, Cliff (1970-75)	15	181	12.1	60	1
8. Tubbs, Jerry (1960-67)	15	176	11.7	44	0

## PUNT RETURNS (Min. 20 Returns)

Player	No.	Yds.	Avg.	Long	TD
1. Hayes, Bob (1965-74)	104	1,158	11.1	90	3
2. Richards, Golden (1973-75)	62	501	8.1	46	1
3. Renfro, Mel (1964-75)	109	842	7.7	69	1
4. Harris, Cliff (1970-75)	65	420	6.5	35	0
5. Rentzel, Lance (1967-70)	24	152	6.3	27	0

## KICKOFF RETURNS (Min. 40 Returns)

Player	No.	Yds.	Avg.	Long	TD
1. Renfro, Mel (1964-75)	85	2,246	26.4	100	2
2. Harris, Cliff (1970-75)	63	1,622	25.7	77	0
3. Marsh, Amos (1961-64)	65	1,561	24.0	101	1
4. Garrison, Walt (1966-74)	41	813	19.8	36	0

## FIELD GOALS

Player	Att.	Made	Pct.	Long
1. Clark, Mike (1968-71, 1973)	119	69	.580	50
2. Fritsch, Toni (1971-73, 1975)	107	66	.617	54
3. Villanueva, Danny (1965-67)	81	42	.519	41
4. Baker, Sam (1962-63)	47	23	.489	53
5. Van Raaphorst, Dick (1964)	29	14	.483	43
6. Herrera, Efren (1974)	13	8	.615	39
7. Cone, Fred (1960)	13	6	.462	45
8. Bielski, Dick (1961)	9	6	.667	42
9. Percival, Mac (1974)	8	2	.250	33

# Cowboys Statistical History

(ALL FIGURES ARE PER GAME AVERAGE)

## OFFENSE

	1960	1961	1962	1963	1964	1965	1966	1967	1968	1969	1970	1971	1972	1973	1974	1975
No. Rushes	25.0	29.4	31.0	30.0	31.1	29.7	33.6	34.1	34.3	38.0	37.3	36.6	35.6	38.7	38.7	40.7
Yards Rushing	87.4	103.0	145.7	128.2	120.8	114.9	151.6	135.7	149.3	162.6	164.3	160.6	151.7	172.7	175.3	173.7
Yards Passing	175.3	190.1	205.1	176.3	143.8	170.5	215.9	199.9	216.1	203.3	174.6	199.0	167.3	166.6	180.6	202.5
Total Yards	262.8	320.0	350.9	304.5	264.6	285.4	367.5	335.6	365.5	365.8	338.9	359.6	319.0	339.4	355.9	358.9
Pass Attempts	29.5	30.1	27.1	26.8	28.9	25.9	29.5	29.8	28.5	25.4	21.2	25.8	26.2	22.9	27.5	26.8
Pass Comp.	13.6	15.4	14.3	14.3	13.7	12.0	15.3	15.0	15.5	13.5	10.6	14.7	14.0	13.7	14.7	14.7
Had Int.	2.8	1.9	1.2	1.5	1.7	1.3	1.0	2.0	1.3	1.3	1.1	1.0	1.6	1.1	1.1	1.2
Pct. Comp.	46.0	50.9	52.6	53.3	47.5	46.4	51.8	50.4	54.4	53.2	50.2	57.1	53.4	59.8	53.5	55.1
TD Passes	1.4	1.6	2.2	1.4	0.7	1.8	1.9	2.0	1.8	1.5	1.3	1.6	1.1	1.9	1.0	1.3
First Downs	15.0	17.1	17.6	17.7	16.4	15.1	20.5	18.6	21.2	19.6	16.4	20.6	18.3	20.1	21.1	20.5
Points Scored	14.8	16.9	28.4	21.8	17.9	23.2	31.8	24.4	30.8	26.4	21.4	29.0	22.8	27.3	21.2	25.0
Touchdowns	1.9	2.1	3.6	2.9	2.1	2.9	4.0	3.2	3.9	3.1	2.5	3.6	2.6	3.3	2.7	2.9
FG Attempts	1.1	1.7	1.9	1.4	2.1	1.9	2.2	1.6	2.0	2.6	1.9	2.4	2.6	2.1	1.5	2.5
FGs Made	0.5	0.6	1.0	0.6	1.0	1.1	1.2	0.6	1.2	1.4	1.3	1.3	1.5	1.4	0.7	1.7
No. Punts	5.0	4.4	4.1	5.1	5.6	5.2	4.6	4.8	4.2	4.5	4.9	4.0	3.6	4.2	5.2	4.8
Punting Avg.	41.3	36.7	45.4	44.2	38.9	41.3	39.2	40.4	40.9	43.3	41.3	41.6	38.2	41.5	38.5	39.4
Fumbles	1.8	3.3	2.3	2.1	2.8	2.2	1.5	1.9	1.5	2.0	2.1	2.1	1.9	1.8	2.2	1.7
Fumbles-Lost	1.4	1.5	1.4	1.1	1.4	1.2	0.7	1.0	1.0	0.9	0.9	1.5	1.1	0.9	1.1	1.2
Penalties	5.2	3.4	4.4	4.8	6.9	5.6	5.9	5.8	5.5	5.8	6.2	6.7	6.4	5.9	6.1	6.7
Yards Penalized	50.0	30.5	45.6	44.8	68.0	50.7	58.9	58.1	53.6	60.0	66.7	68.0	67.0	54.4	50.2	51.0
Yds. Lost Att. to Pass	23.7	18.4	17.4	23.6	35.9	26.4	22.0	21.0	17.8	26.1	21.1	18.2	17.0	19.2	23.4	17.2
Times Trapped				3.1	4.9	3.9	3.0	3.0	2.4	3.1	2.8	2.3	2.2	3.1	3.4	2.7

## DEFENSE

	1960	1961	1962	1963	1964	1965	1966	1967	1968	1969	1970	1971	1972	1973	1974	1975
No. Rushes	37.3	32.4	27.6	32.5	31.3	30.1	25.4	24.2	26.4	22.4	29.6	25.2	30.6	31.1	29.8	33.8
Yds. Rushing	186.8	154.4	107.9	149.6	107.4	103.1	84.0	77.2	85.3	75.0	118.3	81.7	108.2	105.1	96.0	137.7
Yds. Passing	177.5	173.6	262.4	230.8	160.4	196.3	170.1	199.3	174.1	189.8	159.0	166.0	160.0	142.5	151.4	166.2
Total Yards	364.3	328.0	370.3	380.4	267.9	299.4	254.1	276.5	259.5	265.5	277.3	247.7	268.2	247.6	247.4	267.0
Pass Att.	32.8	23.3	31.2	28.8	26.9	30.3	32.6	34.4	30.6	32.7	28.5	30.1	27.3	25.1	24.9	26.6
Passes Comp.	13.3	12.0	16.6	14.4	12.3	14.6	15.1	18.6	15.7	16.8	13.8	14.9	13.4	13.4	12.7	11.5
Opp. Had Int.	1.3	1.8	1.4	1.9	1.7	1.3	1.2	2.1	1.9	1.8	1.7	1.9	1.1	1.3	0.9	1.7
Pct. Comp.	49.8	51.5	53.4	50.1	45.6	48.4	46.4	53.9	51.4	51.3	48.4	49.6	49.0	53.1	51.0	43.4
TD Passes	1.8	1.5	2.4	2.2	1.6	1.2	1.2	1.5	1.4	1.6	0.7	1.1	1.3	1.1	1.2	1.3
First Downs	18.0	18.1	19.6	19.0	15.1	17.1	15.8	16.9	14.4	14.5	14.6	14.3	15.5	14.9	14.2	16.7
Points	30.8	27.1	28.7	27.0	20.6	20.0	17.1	19.1	13.3	15.9	15.8	15.9	17.1	14.5	16.8	19.1
Touchdowns	3.8	3.5	3.7	3.4	2.4	2.4	2.1	2.5	1.6	2.0	1.7	1.8	2.0	1.6	2.0	2.3
FG Attempts	2.1	2.0	1.6	2.3	1.9	2.0	2.2	1.6	1.6	1.7	1.8	1.8	2.4	2.1	1.5	1.2
FGs Made	1.4	1.0	0.9	1.1	1.2	1.2	0.9	0.6	0.6	0.6	1.2	1.1	1.1	1.0	0.9	0.9
No. Punts	4.2	3.1	4.5	3.7	5.7	5.1	5.6	5.1	5.5	5.8	5.3	4.6	4.6	5.0	6.6	5.8
Punting Avg.	41.3	45.5	40.6	41.5	43.5	42.9	42.4	42.5	40.5	42.2	41.1	41.5	40.6	39.4	39.9	39.6
Fumbles	1.8	2.1	2.4	1.6	1.9	2.6	1.6	1.9	1.5	1.6	1.8	2.9	2.9	3.1	2.2	3.0
Fumbles Lost	0.9	1.3	1.1	0.8	1.4	1.4	1.0	1.4	1.0	0.8	1.0	1.8	1.2	1.6	0.9	1.3
Penalties	6.0	2.7	4.0	3.7	5.4	3.6	4.5	4.6	3.9	4.1	5.0	4.4	4.2	3.7	4.9	4.5
Yds. Penalized	56.0	25.9	40.6	34.2	55.8	34.5	55.6	50.5	46.9	48.6	52.3	46.2	41.9	36.9	46.9	45.6
Yds. Lost Att. to Pass	14.6	14.6	16.4	11.5	23.2	22.5	30.0	26.2	28.5	32.3	22.4	24.0	19.1	21.9	23.7	20.5
Times Trapped				1.4	3.2	2.8	4.3	3.2	3.7	3.9	2.9	3.1	2.3	2.9	2.6	2.9

# Cowboys Leaders By Years

Year	Player	RUSHING					NFL/ NFC
		Att.	Yds.	Avg.	Long	TD	Rank
1960	Dupre, L. G.	104	362	3.5	18	3	20
1961	*Perkins, Don	200	815	4.1	47	4	6
1962	Perkins, Don	222	945	4.3	35	7	5
1963	Perkins, Don	149	614	4.1	19	7	10
1964	Perkins, Don	174	768	4.4	59	6	5
1965	Perkins, Don	177	690	3.9	43	0	7
1966	Reeves, Dan	175	757	4.3	67	8	6
1967	Perkins, Don	201	823	4.1	30	6	6
1968	Perkins, Don	191	836	4.4	28	4	6
1969	*Hill, Calvin	204	942	4.6	55	8	2
1970	*Thomas, Duane	151	803	5.3	47	5	8/5
1971	Thomas, Duane	175	793	4.5	56	11	11/7
1972	Hill, Calvin	245	1,036	4.2	26	6	7/3
1973	Hill, Calvin	273	1,142	4.2	21	6	3/2
1974	Hill, Calvin	185	844	4.6	27	7	8/3
1975	Newhouse, Robert	209	930	4.4	29	2	9/4

Year	Player	PASSING					NFL/ NFC		
		Att.	Comp.	Pct.	Yds.	TD	Int.	Rating	Rank
1960	LeBaron, E.	225	111	49.3	1,736	12	25	53.4	8
1961	LeBaron, E.	236	120	50.8	1,741	14	16	66.5	9
1962	LeBaron, E.	166	95	57.2	1,436	16	9	95.3	3
1963	Meredith, D.	310	167	53.9	2,381	17	18	73.2	10
1964	Meredith, D.	323	158	48.9	2,143	9	16	67.3	15
1965	Meredith, D.	305	141	46.2	2,415	22	13	79.7	8
1966	Meredith, D.	344	177	51.5	2,805	24	12	87.7	4
1967	Meredith, D.	255	128	50.2	1,834	16	16	68.6	8
1968	Meredith, D.	309	171	55.3	2,500	21	12	88.3	2
1969	Morton, C.	302	162	53.6	2,619	21	15	85.4	5
1970	Morton, C.	207	102	49.3	1,819	15	7	89.7	5/4
1971	Staubach, R.	211	126	59.7	1,882	15	4	104.8	1/1
1972	Morton, C.	339	185	54.6	2,396	15	21	65.9	15/7
1973	Staubach, R.	286	179	62.6	2,428	23	15	94.6	1/1
1974	Staubach, R.	360	190	52.8	2,552	11	15	68.5	14/7
1975	Staubach, R.	348	198	56.9	2,666	17	16	78.6	8/2

Year	Player	RECEIVING					NFL/ NFC
		No.	Yds.	Avg.	Long	TD	Rank
1960	Doran, Jim	31	554	17.9	75	3	21
1961	Howton, Billy	56	785	14.0	53	4	6
1962	Howton, Billy	49	706	14.4	69	6	15
1963	Clarke, Frank	43	833	19.4	75	10	3
1964	Clarke, Frank	65	973	15.0	49	5	3
1965	*Hayes, Bob	46	1,003	21.8	82	12	13
1966	Hayes, Bob	64	1,232	19.3	95	13	4
1967	Rentzel, Lance	58	996	17.2	74	8	6
1968	Rentzel, Lance	54	1,009	18.7	65	6	3
1969	Rentzel, Lance	43	960	22.3	75	12	20
1970	Hayes, Bob	34	889	26.1	89	10	45/26
1971	Garrison, Walt	40	396	9.9	36	1	23/10
1972	Hill, Calvin	43	364	8.5	33	3	18/9
1973	Hill, Calvin	32	290	9.1	29	0	36/21
1974	Pearson, Drew	62	1,087	17.9	50	2	3/2
1975	Pearson, Drew	46	822	17.9	46	8	16/9

\*Rookie

Year	Player	PUNTING			Long	Had Blocked	NFL/ NFC
		No.	Avg.	Rank			
1960	Sherer, Dave	57	42.5	67	1	7	
1961	*Green, Allen	61	36.7	53	1	14	
1962	Baker, Sam	57	45.4	72	0	3	
1963	Baker, Sam	71	44.2	64	0	7	
1964	*Lothridge, Billy	62	40.3	75	1	15	
1965	Villanueva, Danny	60	41.8	58	0	10	
1966	Villanueva, Danny	65	39.2	58	1	13	
1967	Villanueva, Danny	67	40.4	57	0	9	
1968	Widby, Ron	59	40.9	84	0	5	
1969	Widby, Ron	63	43.3	62	0	2	
1970	Widby, Ron	69	41.3	59	1	10/2	
1971	Widby, Ron	56	41.6	59	1	8/3	
1972	*Bateman, Marv	51	38.2	61	0	24/13	
1973	Bateman, Marv	55	41.6	62	2	11/7	
1974	*Carrell, Duane	40	39.8	59	0	11/5	
1975	*Hoopes, Mitch	68	39.4	55	1	16/9	

Year	Player	SCORING				Tot.	NFL/ NFC
		TD	PAT	FG	Rank		
1960	Cone, Fred	0	21	6	39	27	
1961	Clarke, Frank	9	0	0	54	22	
1962	Baker, Sam	0	50	14	92	6	
1963	Baker, Sam	0	38	9	65	14	
1964	*VanRaaphorst, Dick	0	28	14	70	13	
1965	Villanueva, Danny	0	37	16	85	10	
1966	Villanueva, Danny	0	56	17	107	2	
1967	Hayes, Bob	11	0	0	66	16	
1968	Clark, Mike	0	54	17	105	2	
1969	Clark, Mike	0	43	20	103	2	
1970	Clark, Mike	0	35	18	89	12/8	
1971	Clark, Mike	0	47	13	86	13/7	
1972	Fritsch, Toni	0	36	21	99	7/3	
1973	Fritsch, Toni	0	43	18	97	11/7	
1974	*Herrera, Efren	0	33	8	57	26/9	
1975	Fritsch, Toni	0	38	22	104	3/2	

Year	Player	KICKOFF RETURNS					TD	NFL/ NFC
		No.	Yds.	Avg.	Long	Rank		
1960	Franckhauser, Tom	26	526	20.2	46	0	19	
1961	*Marsh, Amos	26	667	25.7	79	0	13	
1962	Marsh, Amos	29	725	25.0	101	1	10	
1963	*Stiger, Jim	18	432	24.0	66	0	12	
1964	*Renfro, Mel	40	1,017	25.4	65	0	7	
1965	Renfro, Mel	21	630	30.0	100	1	4	
1966	Renfro, Mel	19	487	25.6	87	1	9	
1967	Garrison, Walt	20	366	18.3	36	0	23	
1968	Baynham, Craig	23	590	25.7	40	0	7	
1969	*Flowers, Richmond	11	283	25.7	30	0	29	
1970	*Thomas, Duane	19	416	21.9	33	0	23/10	
1971	Harris, Cliff	29	823	28.4	77	0	4/4	
1972	Harris, Cliff	26	615	23.7	44	0	23/11	
1973	*Montgomery, Mike	6	175	29.2	63	0	DNQ	
1974	*Morgan, Dennis	35	823	23.5	43	0	21/11	
1975	Pearson, Preston	16	391	24.4	42	0	13/7	

\*Rookie

\*\*Did Not Qualify (Minimum 14 returns required).

FIELD GOALS							NFL/ NFC
Year	Player	Att.	Made	Pct.	Long	Rank	
1960	Cone, Fred	13	6	.462	45	12	
1961	Bielski, Dick	9	6	.667	42	13	
1962	Baker, Sam	27	14	.519	53	3	
1963	Baker, Sam	20	9	.450	53	12	
1964	*VanRaaphorst, Dick	29	14	.483	43	8	
1965	Villanueva, Danny	27	16	.593	41	7	
1966	Villanueva, Danny	31	17	.548	37	8	
1967	Villanueva, Danny	23	9	.391	34	14	
1968	Clark, Mike	29	17	.586	50	7	
1969	Clark, Mike	36	20	.555	47	5	
1970	Clark, Mike	27	18	.667	43	7/4	
1971	Clark, Mike	25	13	.520	48	19/9	
1972	Fritsch, Toni	36	21	.583	54	18/8	
1973	Fritsch, Toni	28	18	.643	37	12/4	
1974	*Herrera, Efran	13	8	.615	39	11/5	
1975	Fritsch, Toni	35	22	.629	43	14/8	

PUNT RETURNS							NFL/ NFC
Year	Player	No.	Yds.	Avg.	Long	TD	Rank
1960	Butler, Bill	13	131	10.1	46	0	2
1961	*Marsh, Amos	14	71	5.1	19	0	14
1962	Lockett, J. W.	8	45	5.6	17	0	14
1963	*Stiger, Jim	14	141	10.1	45	0	6
1964	*Renfro, Mel	32	418	13.1	69	1	3
1965	Renfro, Mel	24	145	6.0	35	0	9
1966	Hayes, Bob	17	106	6.2	18	0	7
1967	Hayes, Bob	24	276	11.5	69	1	2
1968	Hayes, Bob	15	312	20.8	90	2	1
1969	Hayes, Bob	18	179	9.9	50	0	3
1970	Hayes, Bob	15	116	7.7	34	0	20/7
1971	Harris, Cliff	17	129	7.6	35	0	11/4
1972	Harris, Cliff	19	78	4.1	21	0	21/11
1973	*Richards, Golden	21	139	6.6	46	0	23/10
1974	*Morgan, Dennis	19	287	15.1	98	1	3/2
1975	Richards, Golden	28	288	10.3	43	1	12/5

INTERCEPTIONS							NFL/ NFC
Year	Player	No.	Yds.	Avg.	Long	TD	Rank
1960	Bishop, Don	3	13	4.3	13	0	25
	Franckhauser, Tom	3	11	3.7	9	0	25
1961	Bishop, Don	8	172	21.5	57	0	2
1962	Bishop, Don	6	134	22.3	44	0	9
1963	Green, Cornell	7	211	30.1	55	0	6
1964	*Renfro, Mel	7	110	15.7	39	1	4
1965	Green, Cornell	3	49	16.3	43	0	27
	Livingston, Warren	3	5	1.7	5	0	27
	*Logan, Obert	3	5	1.7	3	0	27
1966	Green, Cornell	4	88	22.0	41	1	21
1967	Green, Cornell	7	52	7.4	28	0	7
	Renfro, Mel	7	38	5.4	30	0	9
1968	Howley, Chuck	6	115	19.2	58	1	11
1969	Renfro, Mel	10	118	11.8	41	0	1
1970	*Waters, Charlie	5	45	9.0	20	0	16/9
1971	Adderley, Herb	6	182	30.3	46	0	9/4
1972	Waters, Charlie	6	132	22.0	56	1	7/3
1973	Jordan, Lee Roy	6	78	13.0	31	1	4/2
1974	Harris, Cliff	3	8	2.7	8	0	42/20
1975	Jordan, Lee Roy	6	80	13.3	38	0	7/4

\*Rookie

# COWBOYS RECORDS

## Team Season Records

<b>MOST POINTS SCORED</b>		
Cowboys.....	445 in 1966 — Opponents .....	402 in 1962
<b>FEWEST POINTS SCORED</b>		
Cowboys.....	177* in 1960 — Opponents .....	186 in 1968
Cowboys.....	236 in 1961	
<b>MOST TOUCHDOWNS SCORED</b>		
Cowboys .....	56 in 1966 — Opponents .....	52 in 1962
<b>FEWEST TOUCHDOWNS SCORED</b>		
Cowboys.....	23* in 1960 — Opponents .....	23 in 1968 & 1973
Cowboys.....	29 in 1961	
<b>MOST FIRST DOWNS</b>		
Cowboys.....	297 in 1968 — Opponents .....	274 in 1962
<b>FEWEST FIRST DOWNS</b>		
Cowboys.....	180* in 1960 — Opponents .....	199 in 1974
Cowboys.....	211 in 1965	
<b>MOST FIRST DOWNS RUSHING</b>		
Cowboys.....	147 in 1974 — Opponents .....	122 in 1961
<b>FEWEST FIRST DOWNS RUSHING</b>		
Cowboys.....	57* in 1960 — Opponents .....	52 in 1969
Cowboys.....	87 in 1965	
<b>MOST FIRST DOWNS PASSING</b>		
Cowboys.....	144 in 1971 — Opponents .....	166 in 1962
<b>FEWEST FIRST DOWNS PASSING</b>		
Cowboys.....	95 in 1970 — Opponents .....	97* in 1960
	— Opponents.....	105 in 1970
<b>MOST FIRST DOWNS BY PENALTIES</b>		
Cowboys.....	24 in 1966 — Opponents .....	27 in 1967
<b>FEWEST FIRST DOWNS BY PENALTIES</b>		
Cowboys.....	9 in 1961, 1962 & 1971 — Opponents .....	10 in 1969
<b>MOST NET YARDS OFFENSE</b>		
Cowboys.....	5,145 in 1966 — Opponents .....	5,325 in 1963
<b>FEWEST NET YARDS OFFENSE</b>		
Cowboys.....	3,153* in 1960 — Opponents .....	3,463 in 1974
Cowboys.....	3,704 in 1964	
<b>MOST NET YARDS RUSHING</b>		
Cowboys.....	2,454 in 1974 — Opponents .....	2,242* in 1960
<b>FEWEST NET YARDS RUSHING</b>		
Cowboys.....	1,049* in 1960 — Opponents .....	1,050 in 1969
Cowboys.....	1,608 in 1965	
<b>MOST NET YARDS PASSING</b>		
Cowboys.....	3,026 in 1968 — Opponents .....	3,674 in 1962
<b>FEWEST NET YARDS PASSING</b>		
Cowboys.....	2,013 in 1964 — Opponents.....	1,913 in 1970

\*12 Games

	<b>MOST TOTAL YARDS PASSING</b>	
Cowboys	3,331 in 1966 — Opponents	3,904 in 1962
	<b>FEWEST TOTAL YARDS PASSING</b>	
Cowboys	2,388* in 1960 — Opponents	2,226 in 1970
Cowboys	2,445 in 1970	
	<b>MOST TIMES TACKLED PASSER</b>	
Cowboys	60 in 1966 — Opponents	68 in 1964
	<b>MOST YARDS LOST ATTEMPTING TO PASS</b>	
Cowboys	503 in 1964 — Opponents	420 in 1966
	<b>FEWEST YARDS LOST ATTEMPTING TO PASS</b>	
Cowboys	238 in 1972 — Opponents	161 in 1963
	<b>MOST FUMBLES</b>	
Cowboys	46 in 1961 — Opponents	44 in 1973
	<b>MOST FUMBLES LOST</b>	
Cowboys	21 in 1961 & 1971 — Opponents	25 in 1971
	<b>FEWEST FUMBLES</b>	
Cowboys	21* in 1960 — Opponents	21* in 1960
Cowboys	21 in 1968 — Opponents	21 in 1968
	<b>FEWEST FUMBLES LOST</b>	
Cowboys	10 in 1966 — Opponents	11* in 1960
	— Opponents	11 in 1963 & 1969
	<b>MOST PASS ATTEMPTS</b>	
Cowboys	422 in 1961 — Opponents	482 in 1967
	<b>FEWEST PASS ATTEMPTS</b>	
Cowboys	297 in 1970 — Opponents	293* in 1960
	— Opponents	326 in 1961
	<b>MOST PASS COMPLETIONS</b>	
Cowboys	217 in 1968 — Opponents	260 in 1967
	<b>FEWEST PASS COMPLETIONS</b>	
Cowboys	149 in 1970 — Opponents	146* in 1960
	— Opponents	162 in 1975
	<b>MOST PASSES INTERCEPTED</b>	
Cowboys	29 in 1967 — Opponents	33* in 1960
	<b>FEWEST PASSES INTERCEPTED</b>	
Cowboys	15* in 1960 — Opponents	14 in 1966 & 1971
Cowboys	13 in 1974	
	<b>MOST PENALTIES</b>	
Cowboys	97 in 1964 — Opponents	75 in 1964
	<b>FEWEST PENALTIES</b>	
Cowboys	47 in 1961 — Opponents	38 in 1961
	<b>MOST YARDS PENALIZED</b>	
Cowboys	952 in 1964 and 1971 — Opponents	781 in 1964
	<b>FEWEST YARDS PENALIZED</b>	
Cowboys	427 in 1961 — Opponents	362 in 1961
	<b>MOST PUNTS</b>	
Cowboys	78 in 1964 — Opponents	93 in 1974
	<b>FEWEST PUNTS</b>	
Cowboys	51 in 1972 — Opponents	43 in 1961
	*12 Games	

# Team Single Game Records

## MOST POINTS

Cowboys	59	vs. Detroit (59-13)	September 15, 1968
Opp.	54	Minnesota (54-13)	October 18, 1970
Combined	86	vs. Buffalo (49-37)	September 19, 1971

## MOST FIRST DOWNS

Cowboys	32	vs. Philadelphia	October 9, 1966
Opp.	29	Pittsburgh	October 22, 1967

## FEWEST FIRST DOWNS

Cowboys	8	vs. Cleveland	October 16, 1960
		vs. Pittsburgh	November 12, 1961
		vs. St. Louis	December 10, 1961
		vs. Green Bay	November 29, 1964
		vs. Philadelphia	November 1, 1970
Opp.	5	Philadelphia	November 6, 1966
		Philadelphia	October 20, 1974

## MOST FIRST DOWNS RUSHING

Cowboys	16	vs. Washington	November 16, 1969
		vs. Washington	December 6, 1970
		*vs. San Francisco	January 3, 1971
Opp.	15	Cleveland	December 3, 1961
		Pittsburgh	September 23, 1962

## FEWEST FIRST DOWNS RUSHING

Cowboys	0	vs. Philadelphia	November 1, 1970
Opp.	0	Philadelphia	October 9, 1966
		Pittsburgh	October 30, 1966

## MOST FIRST DOWNS PASSING

Cowboys	23	vs. San Francisco	November 10, 1963
Opp.	21	Chicago	November 11, 1962

## FEWEST FIRST DOWNS PASSING

Cowboys	3	vs. Cleveland	October 16, 1960
		vs. St. Louis	December 10, 1961
		vs. Washington	September 26, 1965
		vs. St. Louis	December 4, 1966
		vs. Minnesota	October 20, 1968
		vs. Atlanta	October 11, 1970
		*vs. Detroit	December 26, 1970
		vs. Washington	December 9, 1972
Opp.	1	Chicago	September 16, 1973
		New York Jets	December 21, 1975

## MOST FIRST DOWNS BY PENALTIES

Cowboys	5	vs. Detroit	December 11, 1960
		vs. Philadelphia	December 10, 1967
		vs. St. Louis	November 3, 1974
Opp.	5	Cleveland	November 21, 1965
		Cleveland	December 7, 1974

## MOST NET YARDS TOTAL OFFENSE

Cowboys	652	vs. Philadelphia	October 9, 1966
Opp.	527	St. Louis	December 9, 1962

## FEWEST NET YARDS TOTAL OFFENSE

Cowboys	126	vs. St. Louis	December 10, 1961
Opp.	63	Green Bay	October 24, 1965

## MOST NET YARDS RUSHING

Cowboys	286	vs. Philadelphia	November 18, 1973
Opp.	289	Philadelphia	October 22, 1961

\*Playoff Game.

		<b>FEWEST NET YARDS RUSHING</b>	
Cowboys	41	vs. San Francisco	November 7, 1965
Opp.	7	Pittsburgh	October 30, 1966
		<b>MOST NET YARDS PASSING</b>	
Cowboys	440	vs. Philadelphia	October 9, 1966
Opp.	437	Chicago	November 18, 1962
		<b>FEWEST NET YARDS PASSING</b>	
Cowboys	—10	vs. Green Bay	October 24, 1965
Opp.	—1	Green Bay	October 24, 1965
		New York Jets	December 21, 1975
		<b>MOST GROSS YARDS PASSING</b>	
Cowboys	460	vs. San Francisco	November 10, 1963
Opp.	466	Chicago	November 18, 1962
		<b>FEWEST GROSS YARDS PASSING</b>	
Cowboys	42	vs. Green Bay	October 24, 1965
Opp.	15	New York Jets	December 21, 1975
		<b>MOST YARDS LOST ATTEMPTING TO PASS</b>	
Cowboys	66	vs. San Francisco	November 23, 1972
Opp.	84	Detroit	October 6, 1975
		<b>MOST TIMES TACKLING PASSER</b>	
Cowboys	12	vs. Pittsburgh	November 22, 1966
Opp.	9	Green Bay	October 24, 1965
		San Francisco	November 23, 1972
		<b>MOST INTERCEPTIONS</b>	
Cowboys	7	vs. Philadelphia	September 30, 1960
Opp.	5	vs. Philadelphia	September 26, 1971
		St. Louis	November 5, 1961
		<b>MOST FUMBLES</b>	
Cowboys	7	vs. New York Giants	October 11, 1971
Opp.	7	Washington	November 28, 1965
		St. Louis	December 3, 1972
		<b>MOST FUMBLES LOST</b>	
Cowboys	5	vs. New Orleans	November 3, 1968
Opp.	5	vs. New York Giants	October 11, 1971
		New York Giants	October 11, 1971
		Chicago	September 16, 1973
		<b>MOST PENALTIES</b>	
Cowboys	13	vs. Philadelphia	October 13, 1968
Opp.	11	vs. Washington	November 28, 1965
		vs. Buffalo	September 19, 1971
		Chicago	November 1, 1964
		<b>FEWEST PENALTIES</b>	
Cowboys	0	vs. St. Louis	December 10, 1961
Opp.	0	Pittsburgh	October 21, 1962
		Philadelphia	December 5, 1965
		*Detroit	December 26, 1970
		*Miami	January 16, 1972
		*Pittsburgh	January 18, 1976
		<b>MOST YARDS LOST ON PENALTIES</b>	
Cowboys	161	vs. Washington	November 22, 1970
Opp.	149	Los Angeles	November 6, 1960
		<b>MOST PUNTS</b>	
Cowboys	10	vs. Pittsburgh	November 12, 1961
Opp.	11	vs. Detroit	October 13, 1963
		vs. Cleveland	October 17, 1965
		Los Angeles	September 30, 1962
		Atlanta	September 15, 1974
		*Playoff Game.	

# Miscellaneous Records

## INDIVIDUAL

### Most Consecutive Passes Completed

- 10 — Don Meredith vs. Philadelphia, Nov. 17, 1963.  
Craig Morton vs. Philadelphia, Oct. 19, 1969.  
Craig Morton vs. Baltimore, Oct. 15, 1972.  
Roger Staubach (last 7 vs. Denver, Dec. 2, 1973 and  
first 3 vs. Washington, Dec. 9, 1973).

### Most Consecutive Passes Without Interception

- 166 — Don Meredith (began vs. Philadelphia, Dec. 5, 1965,  
ended vs. St. Louis, Oct. 16, 1966).

### Most Consecutive Games Rush for TD

- 4 — Dan Reeves in 1966.  
Walt Garrison in 1973.  
Doug Dennison in 1975.

### Most Consecutive Games Catch TD Pass

- 7 — Frank Clarke (final game of 1961 season, first six games in '62).  
Bob Hayes (final three games of 1965 season,  
first four games in 1966).

### Most Consecutive Games Intercept Pass

- 5 — Don Bishop in 1961.

### Most Consecutive PATs

- 99 — Mike Clark (last 17 in 1969, all 35 in 1970 and all 47 in 1971).

### Most Consecutive Games at Least One Pass Catch

- 36 — Lance Rentzel (final six games of 1967 season, all of 1968 and  
1969, first two games of 1970).

### Most Consecutive Games Kick FG

- 10 — Mike Clark (final nine games of 1969 season, first game in 1970).  
Toni Fritsch (final seven games of 1972 season,  
first three games in 1973).

### Most Consecutive Games Played

- 196 — Bob Lilly (from 1961 through 1974).

## TEAM

### Most Consecutive Games Intercept Pass

- 28 — Every game in 1962 and 1963.

### Most Consecutive PATs

- 162 — 1969, 1970, 1971, 1972, 1973.

### Most Consecutive Games Without Losing Fumble

- 3 — 1973, 1974 and 1975.

### PAT Record

- |                                       |                                       |
|---------------------------------------|---------------------------------------|
| 21 of 23 in 1960 — last 17 straight.  | 54 of 54 in 1968 — all 54.            |
| 29 of 29 in 1961 — all 29.            | 43 of 44 in 1969 — first 26, last 17. |
| 50 of 51 in 1962 — first 33, last 17. | 35 of 35 in 1970 — all 35.            |
| 38 of 40 in 1963 — first 32.          | 50 of 50 in 1971 — all 50.            |
| 28 of 30 in 1964 — last 23.           | 36 of 36 in 1972 — all 36.            |
| 37 of 38 in 1965 — last 24.           | 45 of 46 in 1973 — first 24, last 21. |
| 56 of 56 in 1966 — all 56.            | 37 of 38 in 1974 — first 4, last 33.  |
| 41 of 44 in 1967 — first 8, last 1.   | 38 of 40 in 1975 — last 34.           |

# Individual Season Records

## RUSHING

Most Yards Gained	1,142 — Calvin Hill	1973
Most Carries	273 — Calvin Hill	1973
Best Avg. (Min. 50 carries)	5.6 — Amos Marsh	1962
Most Touchdowns	11 — Duane Thomas	1971

## PASSING

Most Attempts	360 — Roger Staubach	1974
Most Completions	198 — Roger Staubach	1975
Most Yards Gained	2,805 — Don Meredith	1966
Most Touchdowns	24 — Don Meredith	1966
Best Percentage	62.6 — Roger Staubach	1973
Best Avg. Gain Per Attempt	8.9 — Roger Staubach	1971
Most Interceptions	25 — Eddie LeBaron	1960
Poorest Percentage	37.7 — Don Heinrich	1960

## RECEIVING

Most Receptions	65 — Frank Clarke	1964
Most Yards Gained	1,232 — Bob Hayes	1966
Most Touchdowns	14 — Frank Clarke	1962
Best Avg. (Min. 14 receptions)	26.1 — Bob Hayes (34 receptions)	1970

## SCORING

Most Points	107 — Danny Villanueva	1966
Most Touchdowns	16 — Dan Reeves	1966
Most PATs	56 — Danny Villanueva	1966
Most Field Goals	22 — Toni Fritsch	1975
Most PAT Attempts	56 — Danny Villanueva	1966
Most FG Attempts	36 — Mike Clark	1969
	Toni Fritsch	1972

## DEFENSE

Most Unassisted Tackles	100 — Lee Roy Jordan	1975
Most Assisted Tackles	101 — Jerry Tubbs	1960
Most Tackles, Combined	163 — Lee Roy Jordan	1973
Most Intercepted Passes	10 — Mel Renfro	1969
Most Yds. Ret. Int. Passes	211 — Cornell Green (seven int.)	1963
Most Kickoff Returns	40 — Mel Renfro	1964
Most Yds. on Kickoff Returns	1,017 — Mel Renfro	1964
Most Punt Returns	32 — Mel Renfro	1964
Most Yards Punt Returns	418 — Mel Renfro	1964

# Individual Single-Game Records

## MOST YARDS GAINED RUSHING

Cowboys	153	Calvin Hill vs. San Francisco	Nov. 10, 1974
Opp.	232	Jimmy Brown, Cleveland	Sept. 22, 1963

## MOST CARRIES

Cowboys	32	Calvin Hill vs. San Francisco	Nov. 10, 1974
Opp.	27	Dick James, Washington	Dec. 17, 1961

## LONGEST RUN FROM SCRIMMAGE

Cowboys	73	Amos Bullocks vs. Chicago	Nov. 18, 1962
Opp.	75	Ed Sutton, N. Y. Giants	Dec. 4, 1960

## MOST PASSES ATTEMPTED

Cowboys	49	Roger Staubach vs. Philadelphia	Oct. 26, 1975
Opp.	46	Bill Wade, Chicago	Nov. 18, 1962
		Sonny Jurgensen, Washington	Nov. 13, 1966
		Tarkenton, (43) Wood (3), Giants	Dec. 15, 1968

## MOST PASSES COMPLETED

Cowboys	30	Don Meredith vs. San Francisco	Nov. 10, 1963
		Don Meredith vs. N. Y. Giants	Sept. 18, 1966
Opp.	28	Bill Wade, Chicago	Nov. 18, 1962
		Kent Nix, Pittsburgh	Oct. 22, 1967

## MOST YARDS GAINED PASSING

Cowboys	460	Don Meredith vs. San Francisco	Nov. 10, 1963
Opp.	466	Bill Wade, Chicago	Nov. 18, 1962

## MOST TOUCHDOWN PASSES

Cowboys	5	Eddie LeBaron vs. Pittsburgh	Oct. 21, 1962
		Don Meredith vs. N. Y. Giants	Sept. 18, 1966
		Don Meredith vs. Philadelphia	Oct. 9, 1966
		Don Meredith vs. Philadelphia	Sept. 29, 1968
		Craig Morton vs. Philadelphia	Oct. 19, 1969
		Craig Morton vs. Houston	Dec. 20, 1970
Opp.	6	Y. A. Tittle, N. Y. Giants	Dec. 16, 1962

## LONGEST COMPLETION

Cowboys	95	Don Meredith to Bob Hayes vs. Washington	Nov. 13, 1966
Opp.	94	Norm Sneed to Rich Houston, N. Y. Giants	Sept. 24, 1972

## MOST PASSES HAD INTERCEPTED

Cowboys	5	Eddie LeBaron vs. Philadelphia	Sept. 30, 1960
		Eddie LeBaron vs. St. Louis	Nov. 5, 1961
Opp.	6	Pete Liske, Philadelphia	Sept. 26, 1971

## MOST PASS RECEPTIONS

Cowboys	13	Lance Rentzel vs. Washington	Nov. 19, 1967
Opp.	12	J. R. Wilburn, Pittsburgh	Oct. 22, 1967

**MOST YARDS LOST ATTEMPTING TO PASS**

Cowboys	63	Roger Staubach vs. St. Louis	Sept. 21, 1969
Opp.	84	Greg Landry, Detroit	Oct. 6, 1975

**MOST YARDS ON PASS RECEPTIONS**

Cowboys	246	Bob Hayes vs. Washington	Nov. 13, 1966
Opp.	238	Harold Jackson, Los Angeles	Oct. 14, 1973

**MOST TOUCHDOWNS ON PASS RECEPTIONS**

Cowboys	4	Bob Hayes vs. Houston	Dec. 20, 1970
Opp.	4	Harold Jackson, Los Angeles	Oct. 14, 1973

**MOST POINTS SCORED**

Cowboys	24	Dan Reeves vs. Atlanta	Nov. 5, 1967
		Bob Hayes vs. Houston	Dec. 20, 1970
		Calvin Hill vs. Buffalo	Sept. 19, 1971
		Duane Thomas vs. St. Louis	Dec. 18, 1971
Opp.	24	Dick James, Washington	Dec. 17, 1961
		Harold Jackson, Los Angeles	Oct. 14, 1973

**MOST TOUCHDOWNS**

Cowboys	4	Dan Reeves vs. Atlanta	Nov. 5, 1967
		Bob Hayes vs. Houston	Dec. 20, 1970
		Calvin Hill vs. Buffalo	Sept. 19, 1971
		Duane Thomas vs. St. Louis	Dec. 18, 1971
Opp.	4	Dick James, Washington	Dec. 17, 1961
		Harold Jackson, Los Angeles	Oct. 14, 1973

**MOST EXTRA POINTS CONVERTED**

Cowboys	8	Mike Clark vs. Detroit	Sept. 15, 1968
		Danny Villanueva vs. Philadelphia	Oct. 9, 1966
Opp.	7	Gerry Perry, St. Louis	Dec. 9, 1962

**MOST EXTRA POINTS ATTEMPTED**

Cowboys	8	Mike Clark vs. Detroit	Sept. 15, 1968
		Danny Villanueva vs. Philadelphia	Oct. 9, 1966
Opp.	7	Sam Baker, Cleveland	Oct. 16, 1960
		Gerry Perry, St. Louis	Dec. 9, 1962

**MOST FIELD GOALS MADE**

Cowboys	4	Danny Villanueva vs. Cleveland	Nov. 24, 1966
		Toni Fritsch vs. St. Louis	Nov. 12, 1972
		Toni Fritsch vs. Los Angeles	Sept. 21, 1975
Opp.	4	Ed Khayat, Washington	Oct. 9, 1960
		Tommy Davis, San Francisco	Nov. 20, 1960
		Sam Baker, Philadelphia	Dec. 5, 1965
		Fred Cox, Minnesota	Oct. 18, 1970
		Jim Bakken, St. Louis	Dec. 18, 1971

**MOST FIELD GOALS ATTEMPTED**

Cowboys	7	Mike Clark vs. Chicago	Nov. 24, 1968
Opp.	7	Sam Baker, Philadelphia	Dec. 4, 1965

**LONGEST FIELD GOAL**

Cowboys	54	Toni Fritsch vs. New York Giants	Sept. 24, 1972
Opp.	54	Pete Gogolak, New York Giants	Nov. 8, 1970

## COWBOYS DEFENSE

Most unassisted tackles	14	— Lee Roy Jordan vs. Phil.	Oct. 28, 1973
Most assisted tackles	15	— Jerry Tubbs vs. Chicago	Nov. 27, 1960
Most tackles, combined	21	— Lee Roy Jordan vs. Phil.	Oct. 28, 1973
Most interceptions	3	— Herb Adderley vs. Phil.	Sept. 26, 1971
		Lee Roy Jordan vs. Cinn.	Nov. 4, 1973
Most yds. gn. ret. int.	121	— Mike Gaechter vs. Washington (two)	Nov. 3, 1963
Longest ret. of int. pass	100	— Mike Gaechter vs. Phil.	Oct. 14, 1962
Most kickoff returns	8	— Mel Renfro vs. Green Bay	Nov. 29, 1964
Most yds. KO rets.	168	— Mel Renfro vs. Washington (4 returns)	Nov. 22, 1964
Longest KO ret.	101	— Amos Marsh vs. Phil.	Oct. 14, 1962
		Ike Thomas vs. N. Y. Jets	Dec. 4, 1971
Most punt returns	5	— Mel Renfro vs. Washington	Nov. 13, 1966
		Dennis Morgan vs. Wash.	Nov. 28, 1974
		Golden Richards vs. Detroit	Oct. 6, 1975
Longest punt return	98	— Dennis Morgan vs. St. L.	Oct. 13, 1974
Most yds. punt returns	*141	— Bob Hayes vs. Cleveland (3 returns)	Dec. 24, 1967
	122	— Bob Hayes vs. Pittsburgh (3 returns)	Dec. 8, 1968

\*Playoff Game.

## COWBOYS ATTENDANCE RECORDS

### TOTAL ATTENDANCE

Year	Home Games (No.)	Avg.	Percent Change	Road Games (No.)	Pre-Season Games (No.)	Post-Season Games	Grand Total
1960—	128,500 ( 6)	21,417	—	214,820 ( 6)	120,284 ( 6)	—	463,604
1961—	172,000 ( 7)	24,571	+33.9%	251,443 ( 7)	97,584 ( 5)	—	521,027
1962—	152,446 ( 7)	21,778	-11.4%	278,807 ( 7)	178,683 ( 5)	—	609,936
1963—	188,727 ( 7)	26,961	+23.8%	280,062 ( 7)	214,290 ( 5)	—	683,079
1964—	268,661 ( 7)	38,380	+42.3%	356,339 ( 7)	207,751 ( 5)	—	832,751
1965—	388,912 ( 7)	55,559	+44.8%	366,390 ( 7)	199,395 ( 5)	65,569	1,020,266
1966—	473,373 ( 7)	67,625	+21.7%	408,889 ( 7)	238,186 ( 5)	75,504	1,195,952
1967—	460,476 ( 7)	65,782	- 2.7%	402,843 ( 7)	278,511 ( 5)	121,647	1,263,477
1968—	470,110 ( 7)	67,158	+ 2.1%	401,626 ( 7)	300,909 ( 6)	104,458	1,277,103
1969—	443,352 ( 7)	63,336	- 5.7%	434,477 ( 7)	384,095 ( 6)	100,472	1,362,396
1970—	411,531 ( 7)	58,790	- 7.2%	398,377 ( 7)	347,327 ( 6)	212,847	1,370,082
1971—	466,220 ( 7)	66,603	+13.3%	416,043 ( 7)	375,250 ( 6)	196,716	1,454,229
1972—	446,990 ( 7)	63,856	- 4.1%	391,852 ( 7)	474,273 ( 7)	114,343	1,427,458
1973—	433,030 ( 7)	61,861	- 3.1%	423,177 ( 7)	355,994 ( 6)	128,815	1,341,016
1974—	373,435 ( 7)	53,348	-13.8%	378,233 ( 7)	284,620 ( 6)	—	1,036,288
1975—	402,294 ( 7)	57,471	+ 7.7%	404,074 ( 7)	273,567 ( 6)	211,095	1,291,029
Total	5,680,057 (111)	51,172	—	5,807,451 (111)	4,330,719 ( 90)	1,331,466	17,149,693

### \*LARGEST CROWDS

#### Home

80,259 — Dallas 26, Cleveland 14; Nov. 24, 1966.  
76,965 — Dallas 31, St. Louis 17; Dec. 4, 1966.

#### Away

84,850 — Cleveland 42, Dallas 10; Nov. 2, 1969.  
84,728 — Dallas 17, New Orleans 3; Nov. 3, 1968.

### SMALLEST CROWDS

#### Home

†10,000 — San Francisco 26, Dallas 14; Nov. 20, 1960.  
12,692 — Chicago 34, Dallas 33; Nov. 18, 1962.

#### Away

12,695 — Dallas 28, St. Louis 24; Dec. 15, 1963.  
14,102 — St. Louis 52, Dallas 20; Dec. 9, 1962.

\*Cowboys-Rams played before 87,381 in pre-season, Aug. 8, 1969 in Los Angeles.

†Estimated; no turnstiles in Cotton Bowl in 1960 and 1961.

# Cowboys Longest Plays

## LONG RUNS FROM SCRIMMAGE

- 73—Amos Bullocks vs. Chicago, Nov. 18, 1962 (TD).
- 71—Amos Marsh vs. New York, Oct. 15, 1961.
- 70—Amos Marsh vs. Washington, Nov. 4, 1962.
- 68—Les Shy vs. Philadelphia, Oct. 9, 1966.
- 67—Dan Reeves vs. Washington, Dec. 11, 1966 (TD).
- 64—Jim Stiger vs. Washington, Nov. 22, 1964.
- 59—Don Perkins vs. Pittsburgh, Sept. 27, 1964.
- 56—Frank Clarke vs. New Orleans, Nov. 12, 1967.
- 56—Duane Thomas vs. New England, Oct. 24, 1971 (TD).
- 55—Calvin Hill vs. New Orleans, Nov. 9, 1969.

## LONG FORWARD PASSES

- 95—Don Meredith to Bob Hayes vs. Washington, Nov. 13, 1966 (TD).
- 89—Craig Morton to Bob Hayes vs. Kansas City, Oct. 25, 1970 (TD).
- \*86—Don Meredith to Bob Hayes vs. Cleveland, Dec. 24, 1967 (TD).
- 86—Craig Morton to Lance Rentzel vs. Philadelphia, Nov. 1, 1970 (TD).
- 85—Eddie LeBaron to Amos Marsh vs. Los Angeles, Sept. 30, 1962 (TD).
- 85—Roger Staubach to Bob Hayes vs. N. Y. Giants, Dec. 12, 1971 (TD).
- 84—Don Meredith to Pete Gent vs. Pittsburgh, Oct. 30, 1966 (TD).

## LONG PUNTS

- 84—Ron Widby vs. New Orleans, Nov. 3, 1968.
- 75—Billy Lothridge vs. New York, Oct. 11, 1964.
- 75—Sam Baker vs. Los Angeles, Sept. 30, 1962.
- 71—Billy Lothridge vs. St. Louis, Sept. 12, 1964.
- 71—Sam Baker vs. New York, Dec. 16, 1962.

## LONG PUNT RETURNS

- 98—Dennis Morgan vs. St. Louis, Oct. 13, 1974 (TD).
- 90—Bob Hayes vs. Pittsburgh, Dec. 8, 1968 (TD).
- 69—Bob Hayes vs. St. Louis, Nov. 23, 1967 (TD).
- 69—Mel Renfro vs. Green Bay, Nov. 29, 1964 (TD).
- \*68—Bob Hayes vs. Cleveland, Dec. 24, 1967.
- 63—Bob Hayes vs. New York, Dec. 15, 1968 (TD).
- \*63—Golden Richards vs. Minnesota, Dec. 30, 1973 (TD).
- 51—Mel Renfro vs. Cleveland, Oct. 4, 1964.
- 50—Bob Hayes vs. Washington, Nov. 16, 1969.

## LONG KICKOFF RETURNS

- 101—Amos Marsh vs. Philadelphia, Oct. 14, 1962 (TD).
- 101—Ike Thomas vs. New York Jets, Dec. 4, 1971 (TD).
- 100—Mark Washington vs. Washington, Nov. 22, 1970 (TD).
- 100—Mel Renfro vs. San Francisco, Nov. 7, 1965 (TD).
- 97—Thomas Henderson vs. St. Louis, Sept. 28, 1975 (TD).
- 89—Ike Thomas vs. Los Angeles, Nov. 25, 1971 (TD).
- 87—Mel Renfro vs. Pittsburgh, Oct. 30, 1966 (TD).

## LONG INTERCEPTION RETURNS

- 100—Mike Gaechter vs. Philadelphia, Oct. 14, 1962 (TD).
- 90—Mel Renfro vs. St. Louis, Oct. 4, 1965 (TD).
- 86—Mike Gaechter vs. Washington, Nov. 3, 1963.

## LONG FUMBLE RETURNS

- 97—Chuck Howley vs. Atlanta, Oct. 2, 1966 (TD).
- 84—Don Bishop vs. St. Louis, Oct. 28, 1962 (TD).
- 63—Jim Ridlon vs. Philadelphia, Dec. 6, 1964 (TD).

## LONG RETURNS OF FIELD-GOAL ATTEMPTS

- 94—Jerry Norton vs. St. Louis, Dec. 9, 1962 (TD).
- 60—Mike Gaechter vs. Washington, Nov. 28, 1965 (TD).
- 60—Obert Logan vs. New York, Dec. 19, 1965 (TD).

\*Playoff Game.

# Cowboys Big Days

## RUSHING

(includes all 100-yard days)

- 153—Calvin Hill vs. San Francisco, Nov. 10, 1974 (32 carries).
- 150—Calvin Hill vs. Washington, Nov. 16, 1969 (27 carries).
- \*143—Duane Thomas vs. San Francisco, Jan. 3, 1971 (27 carries).
- 140—Calvin Hill vs. Philadelphia, Oct. 20, 1974 (26 carries).
- 138—Calvin Hill vs. New Orleans, Sept. 28, 1969 (23 carries).
- 137—Don Perkins vs. St. Louis, Oct. 28, 1962 (24 carries).
- 135—Don Perkins vs. N. Y. Giants, Oct. 11, 1964 (17 carries).
- \*135—Duane Thomas vs. Detroit, Dec. 26, 1970 (30 carries).
- 134—Duane Thomas vs. Kansas City, Oct. 25, 1970 (20 carries).
- 133—Don Perkins vs. Green Bay, Oct. 24, 1965 (22 carries).
- 130—Calvin Hill vs. Chicago, Sept. 16, 1973 (31 carries).
- \*125—Calvin Hill vs. San Francisco, Dec. 23, 1972 (18 carries).
- 124—Robert Newhouse vs. St. Louis, Dec. 16, 1973 (19 carries).
- 123—Don Perkins vs. Cleveland, Dec. 3, 1961 (20 carries).
- 123—Duane Thomas vs. Washington, Dec. 6, 1970 (19 carries).
- 123—Calvin Hill vs. N. Y. Giants, Oct. 21, 1973 (23 carries).
- 121—Walt Garrison vs. Washington, Dec. 9, 1972 (10 carries).
- 120—Calvin Hill vs. St. Louis, Dec. 3, 1972 (26 carries).
- 117—Amos Marsh vs. Cleveland, Dec. 2, 1962 (17 carries).
- 117—Calvin Hill vs. Philadelphia, Sept. 20, 1970 (25 carries).
- 117—Calvin Hill vs. Atlanta, Oct. 11, 1970 (29 carries).
- 115—Duane Thomas vs. Houston, Dec. 20, 1970 (17 carries).
- 114—Dan Reeves vs. Cleveland, Sept. 17, 1967 (18 carries).
- 112—Duane Thomas vs. N. Y. Jets, Dec. 4, 1971 (14 carries).
- 111—Don Perkins vs. Cleveland, Nov. 24, 1966 (23 carries).
- 111—Don Perkins vs. Atlanta, Nov. 5, 1967 (21 carries).
- 111—Calvin Hill vs. Washington, Dec. 9, 1972 (24 carries).
- 110—Calvin Hill vs. Washington, Dec. 9, 1973 (27 carries).
- 109—Amos Marsh vs. Washington, Nov. 4, 1962 (10 carries).
- 109—Don Perkins vs. Washington, Sept. 29, 1963 (25 carries).
- 109—Calvin Hill vs. New Orleans, Nov. 9, 1969 (13 carries).
- 108—Don Perkins vs. Minnesota, Sept. 24, 1961 (17 carries).
- 108—Don Perkins vs. Pittsburgh, Oct. 21, 1962 (20 carries).
- 108—Dan Reeves vs. Washington, Dec. 11, 1966 (10 carries).
- \*108—Don Perkins vs. Green Bay, Jan. 1, 1967 (17 carries).
- 108—Calvin Hill vs. Pittsburgh, Oct. 8, 1972 (23 carries).
- 108—Robert Newhouse vs. N. Y. Jets, Dec. 21, 1975 (19 carries).
- 104—Duane Thomas vs. Washington, Nov. 17, 1968 (13 carries).
- 103—Don Perkins vs. Washington, Nov. 17, 1968 (13 carries).
- 103—Calvin Hill vs. Washington, Oct. 8, 1973 (21 carries).
- 102—Walt Garrison vs. N. Y. Giants, Oct. 27, 1969 (16 carries).
- 101—Duane Thomas vs. St. Louis, Nov. 7, 1971 (26 carries).
- 101—Preston Pearson vs. Green Bay, Oct. 19, 1975 (15 carries).
- 100—Calvin Hill vs. Philadelphia, Nov. 19, 1972 (15 carries).
- 100—Calvin Hill vs. Philadelphia, Oct. 28, 1973 (25 carries).

## PASSING

- 460—Don Meredith vs. San Francisco, Nov. 10, 1963 (30 of 48).
- 406—Don Meredith vs. Washington, Nov. 13, 1966 (21 of 29).
- 394—Don Meredith vs. Philadelphia, Nov. 6, 1966 (14 of 24).
- 358—Don Meredith vs. N. Y. Giants, Sept. 18, 1966 (14 of 24).
- 349—Craig Morton vs. Houston, Dec. 20, 1970 (13 of 17).
- 345—Eddie LeBaron vs. Pittsburgh, Sept. 24, 1960 (15 of 28).
- 326—Don Meredith vs. St. Louis, Dec. 11, 1965 (16 of 30).
- 314—Roger Staubach vs. Philadelphia, Oct. 26, 1975 (27 of 49).
- 307—Roger Staubach vs. St. Louis, Sept. 28, 1975 (23 of 34).
- 306—Don Meredith vs. Philadelphia, Oct. 13, 1968 (21 of 38).
- 302—Don Meredith vs. Philadelphia, Nov. 17, 1963 (25 of 33).

\*Playoff Game.

# Cowboys Big Days (Cont.)

## RECEIVING

- 246—Bob Hayes vs. Washington, Nov. 13, 1966 (9 catches).  
241—Frank Clarke vs. Washington, Sept. 16, 1962 (10 catches).  
223—Lance Rentzel vs. Washington, Nov. 19, 1967 (13 catches).  
195—Bob Hayes vs. N. Y. Giants, Sept. 18, 1966 (6 catches).  
190—Frank Clarke vs. San Francisco, Nov. 10, 1963 (8 catches).  
188—Drew Pearson vs. Detroit, Oct. 6, 1975 (6 catches).  
187—Bob Hayes vs. Houston, Dec. 20, 1970 (6 catches).  
177—Bob Hayes vs. Philadelphia, Oct. 10, 1965 (8 catches).  
170—Bob Hayes vs. Pittsburgh, Oct. 22, 1967 (7 catches).  
168—Frank Clarke vs. N. Y. Giants, Oct. 20, 1963 (4 catches).  
161—Drew Pearson vs. Philadelphia, Sept. 23, 1974 (10 catches).

## The Last Time . . .

### Punt Returned for TD

BY COWBOYS—Golden Richards, 43 yards, vs. Philadelphia, Oct. 26, 1975.

BY OPPONENT—Ken Houston, Washington, 58 yards, Nov. 17, 1974.

### Kickoff Returned for TD

BY COWBOYS—Thomas Henderson, 97 yards, vs. St. Louis, Sept. 28, 1975.

BY OPPONENT—Vic Washington, San Francisco, 97 yards, Dec. 23, 1972 (Regular season—Tim Brown, Philadelphia, 90 yards, Nov. 6, 1966. Brown returned earlier kickoff in same game 93 yards for TD).

### Intercepted Pass Returned for TD

BY COWBOYS—Randy Hughes, 33 yards, vs. N. Y. Jets, Dec. 21, 1975.

BY OPPONENT—Bobby Bryant, Minnesota, 63 yards, Dec. 30, 1973 (Regular season—Brig Owens, Washington, 26 yards, Oct. 8, 1973).

### Fumble Returned for TD

BY COWBOYS—Drew Pearson, 1 yard, vs. Oakland, Dec. 14, 1974.

BY OPPONENT—Roy Hilton, N. Y. Giants, 71 yards, Oct. 27, 1974.

### Punt Blocked

BY COWBOYS—Thomas Henderson vs. N. Y. Jets, Dec. 21, 1975.

BY OPPONENT—Reggie Harrison, Pittsburgh, Jan. 18, 1976 (Regular season—Levi Johnson, Detroit, Oct. 6, 1975).

### Shutout Scored

BY COWBOYS—Dallas 10, Houston 0, Nov. 24, 1974.

BY OPPONENT—St. Louis 38, Dallas 0, Nov. 16, 1970.

### PAT Unsuccessful

BY COWBOYS—Toni Fritsch vs. Detroit, Oct. 6, 1975.

BY OPPONENT—Roy Gerela, Pittsburgh, Jan. 18, 1976 (Regular season—Joe Danelo, Green Bay, Oct. 19, 1975).

\*Playoff game.



RICHARDS



HENDERSON



HUGHES

# Cowboys All-Time Results

All-Time Regular Season Record: 126-90-6

Playoff Record: 12-11

\*—Designates Home Games

## 1960 (0-11-1)

Tom Landry, Head Coach

L	*28 Pittsburgh (30,000)	35
L	*25 Philadelphia (18,500)	27
L	14 Washington (21,142)	26
L	*7 Cleveland (28,500)	48
L	10 St. Louis (23,128)	12
L	*7 Baltimore (25,500)	45
L	*13 Los Angeles (16,000)	38
L	7 Green Bay (32,294)	41
L	*14 San Francisco (10,000)	26
L	7 Chicago (39,951)	17
T	31 New York (55,033)	31
L	14 Detroit (43,272)	23
	177	369

## 1961 (4-9-1)

Tom Landry, Head Coach

W	*27 Pittsburgh (23,500)	24
W	*21 Minnesota (20,500)	7
L	7 Cleveland (43,638)	25
W	28 Minnesota (33,070)	0
L	*10 New York (41,500)	31
L	*7 Philadelphia (25,000)	43
W	17 New York (60,254)	16
L	*17 St. Louis (20,500)	31
L	7 Pittsburgh (17,519)	37
T	*28 Washington (17,500)	28
L	13 Philadelphia (60,127)	35
L	*17 Cleveland (23,500)	38
L	13 St. Louis (15,384)	31
L	24 Washington (21,451)	34
	236	380

## 1962 (5-8-1)

Tom Landry, Head Coach

T	*35 Washington (15,730)	35
L	*28 Pittsburgh (19,478)	30
W	27 Los Angeles (26,907)	17
L	10 Cleveland (44,040)	19
W	*41 Philadelphia (18,645)	19
W	42 Pittsburgh (23,106)	27
L	*24 St. Louis (16,027)	28
W	38 Washington (49,888)	10
L	*10 New York (45,668)	41
L	*33 Chicago (12,692)	34
L	14 Philadelphia (58,070)	28
W	*45 Cleveland (24,226)	21
L	20 St. Louis (14,102)	52
L	31 New York (62,694)	41
	398	402

## 1963 (4-10)

Tom Landry, Head Coach

L	*7 St. Louis (36,432)	34
L	*24 Cleveland (28,710)	41
L	17 Washington (40,101)	21
L	21 Philadelphia (60,671)	24
W	*17 Detroit (27,264)	17
L	21 New York (62,889)	37
L	21 Pittsburgh (19,047)	27
W	*35 Washington (18,838)	20
L	*24 San Francisco (29,563)	31
W	*27 Philadelphia (23,694)	20
L	17 Cleveland (55,096)	27
L	*27 New York (29,653)	34
L	*19 Pittsburgh (24,136)	24
W	28 St. Louis (12,695)	24
	305	378

## 1964 (5-8-1)

Tom Landry, Head Coach

L	*6 St. Louis (36,605)	16
W	*24 Washington (25,158)	18
L	17 Pittsburgh (35,594)	23
L	6 Cleveland (72,062)	27
T	*13 New York (33,324)	13
L	*16 Cleveland (37,456)	20
W	31 St. Louis (28,253)	13
W	24 Chicago (47,527)	10
W	31 New York (63,031)	21
L	*14 Philadelphia (55,972)	17
L	16 Washington (49,219)	28
L	*21 Green Bay (44,975)	45
L	14 Philadelphia (60,671)	24
W	*17 Pittsburgh (35,271)	14
	250	289

## 1965 (7-7)

Tom Landry, Head Coach

W	*31 New York (59,366)	2
W	*27 Washington (61,577)	7
L	13 St. Louis (32,034)	20
L	*24 Philadelphia (56,249)	35
L	17 Cleveland (80,451)	23
L	3 Green Bay (48,311)	13
L	13 Pittsburgh (37,804)	22
W	*39 San Francisco (39,677)	31
W	*24 Pittsburgh (57,293)	17
L	*17 Cleveland (76,251)	24
L	31 Washington (50,205)	34
W	21 Philadelphia (54,714)	19
W	*27 St. Louis (38,499)	13
W	38 New York (62,871)	20
	325	280

## PLAYOFF BOWL GAME (Miami)

L	3 Baltimore (65,569)	35
---	----------------------	----

### 1966 (10-3-1)

Tom Landry, Head Coach	
W *52 New York (60,010)	7
W *28 Minnesota (64,116)	17
W 47 Atlanta (56,990)	14
W *56 Philadelphia (69,372)	7
T 10 St. Louis (50,673)	10
L 21 Cleveland (84,721)	30
W *52 Pittsburgh (58,453)	21
L 23 Philadelphia (60,658)	24
W 31 Washington (50,927)	30
W 20 Pittsburgh (42,185)	7
W *26 Cleveland (80,259)	14
W *31 St. Louis (76,965)	17
L *31 Washington (64,198)	34
W 17 New York (62,735)	7
445	239

#### 1966 CHAMPIONSHIP GAME (Dallas)

L 27 Green Bay (75,504)	34
-------------------------	----

### 1967 (9-5)

Tom Landry, Head Coach	
W 21 Cleveland (81,039)	14
W *38 New York (66,209)	24
L *13 Los Angeles (75,229)	35
W 17 Washington (50,566)	14
W *14 New Orleans (64,128)	10
W 24 Pittsburgh (39,641)	21
L 14 Philadelphia (60,740)	21
W *37 Atlanta (54,751)	7
W 27 New Orleans (83,437)	10
L *20 Washington (75,538)	27
W *46 St. Louis (68,787)	21
L 17 Baltimore (60,238)	23
W *38 Philadelphia (55,834)	17
L 16 San Francisco (27,182)	24
342	268

#### 1967 EASTERN CHAMPIONSHIP GAME (Dallas)

W 52 Cleveland (70,786)	14
-------------------------	----

#### 1967 CHAMPIONSHIP GAME (Green Bay)

L 17 Green Bay (50,861)	21
-------------------------	----

### 1968 (12-2)

Tom Landry, Head Coach	
W *59 Detroit (61,382)	13
W *28 Cleveland (68,733)	7
W 45 Philadelphia (60,858)	13
W 27 St. Louis (48,296)	10
W *34 Philadelphia (72,083)	14
W 20 Minnesota (47,644)	7
L *17 Green Bay (74,604)	28
W 17 New Orleans (84,728)	3
L *21 New York (72,163)	27
W 44 Washington (50,816)	24
W 34 Chicago (46,667)	3
W *29 Washington (66,076)	20
W *28 Pittsburgh (55,069)	7
W 28 New York (62,617)	10
431	186

#### 1968 EASTERN CHAMPIONSHIP GAME (Cleveland)

L 20 Cleveland (81,497)	31
-------------------------	----

#### PLAYOFF BOWL GAME (Miami)

W 17 Minnesota (22,961)	13
-------------------------	----

### 1969 (11-2-1)

Tom Landry, Head Coach	
W *24 St. Louis (62,134)	3
W 21 New Orleans (79,567)	17
W 38 Philadelphia (60,658)	7
W 24 Atlanta (54,833)	17
W *49 Philadelphia (71,509)	14
W *25 New York (58,964)	3
L 10 Cleveland (84,850)	42
W *33 New Orleans (68,282)	17
L 41 Washington (50,474)	28
L 23 Los Angeles (79,105)	24
T *24 San Francisco (62,348)	24
W 10 Pittsburgh (24,990)	7
W *27 Baltimore (63,191)	10
W *20 Washington (56,924)	10
369	223

#### 1969 EASTERN CHAMPIONSHIP GAME (Dallas)

L 14 Cleveland (69,321)	38
-------------------------	----

#### PLAYOFF BOWL GAME (Miami)

L 0 Los Angeles (31,151)	31
--------------------------	----

### 1970 (10-4)

Tom Landry, Head Coach	
W 17 Philadelphia (59,728)	7
W *28 N.Y. Giants (57,239)	10
L 7 St. Louis (50,780)	20
W *13 Atlanta (53,611)	0
L 13 Minnesota (47,900)	54
W 27 Kansas City (51,158)	16
W *21 Philadelphia (55,736)	17
L 20 N.Y. Giants (62,928)	23
L *0 St. Louis (69,323)	38
W 45 Washington (50,415)	21
W *16 Green Bay (67,182)	3
W *34 Washington (57,936)	0
W 8 Cleveland (75,458)	2
W *52 Houston (50,504)	10
299	221

#### 1970 DIVISIONAL PLAYOFF (Dallas)

W 5 Detroit (73,167)	0
----------------------	---

#### 1970 NFC CHAMPIONSHIP GAME (San Francisco)

W 17 San Francisco (59,625)	10
-----------------------------	----

#### SUPER BOWL V (Miami)

L 13 Baltimore (80,055)	16
-------------------------	----

### 1971 (11-3)

Tom Landry, Head Coach	
W 49 Buffalo (46,206)	37
W 42 Philadelphia (65,358)	7
L *16 Washington (72,000)	20
W *20 N. Y. Giants (68,378)	13
L 14 New Orleans (83,088)	24
W *44 New England (65,708)	21
L 19 Chicago (55,049)	23
W 16 St. Louis (50,486)	13
W *20 Philadelphia (60,178)	7
W 13 Washington (53,041)	0
W *28 Los Angeles (66,595)	21
W *52 N. Y. Jets (66,689)	10
W 42 N. Y. Giants (62,815)	14
W *31 St. Louis (66,672)	12
406	222

#### 1971 DIVISIONAL PLAYOFF (Minnesota)

W 20 Minnesota (49,100)	12
-------------------------	----

#### 1971 NFC CHAMPIONSHIP GAME (Dallas)

W 14 San Francisco (66,311)	3
-----------------------------	---

#### SUPER BOWL VI (New Orleans)

W 24 Miami (81,035)	3
---------------------	---

### 1972 (10-4)

Tom Landry, Head Coach

W	*28 Philadelphia (55,850)	6
W	23 N. Y. Giants (62,725)	14
L	13 Green Bay (47,103)	16
W	*17 Pittsburgh (65,682)	13
W	21 Baltimore (58,992)	0
L	20 Washington (53,039)	24
W	*28 Detroit (65,378)	24
W	34 San Diego (54,476)	28
W	*33 St. Louis (65,218)	24
W	28 Philadelphia (65,720)	7
W	*10 San Francisco (65,124)	31
L	27 St. Louis (49,797)	6
W	*34 Washington (65,136)	24
L	* 3 N. Y. Giants (64,602)	23
	319	240

#### 1972 DIVISIONAL PLAYOFF

(San Francisco)

W	30 San Francisco (61,214)	28
---	---------------------------	----

#### 1972 NFC CHAMPIONSHIP GAME

(Washington)

L	3 Washington (53,129)	26
---	-----------------------	----

### 1973 (10-4)

Tom Landry, Head Coach

W	20 Chicago (55,701)	17
W	*40 New Orleans (53,972)	3
W	*45 St. Louis (64,815)	10
L	7 Washington (54,314)	14
L	31 Los Angeles (81,428)	37
W	*45 N. Y. Giants (64,898-t)	28
L	16 Philadelphia (65,954)	30
W	*38 Cincinnati (58,802)	10
W	23 N. Y. Giants (70,128)	10
W	*31 Philadelphia (61,985)	10
L	* 7 Miami (64,100-t)	14
W	22 Denver (51,706)	10
W	*27 Washington (64,458-t)	7
W	30 St. Louis (43,946)	3
	382	203

#### 1973 DIVISIONAL PLAYOFF

(Dallas)

W	27 Los Angeles (64,291)	16
---	-------------------------	----

#### 1973 NFC CHAMPIONSHIP GAME

(Dallas)

L	10 Minnesota (64,524-t)	27
---	-------------------------	----

t-Televised in Dallas.

### 1974 (8-6)

Tom Landry, Head Coach

W	24 Atlanta (52,322)	0
L	10 Philadelphia (64,088)	13
L	* 6 N. Y. Giants (45,841)	14
L	*21 Minnesota (57,847)	23
L	28 St. Louis (49,885)	31
W	*31 Philadelphia (43,586)	24
W	21 N. Y. Giants (61,918)	7
W	*17 St. Louis (64,146)	14
W	*20 San Francisco (50,018)	14
L	21 Washington (54,395)	28
W	10 Houston (49,775)	0
W	*24 Washington (63,243)	23
W	*41 Cleveland (48,754)	17
L	23 Oakland (45,850)	27
	297	235

### 1975 (10-4)

Tom Landry, Head Coach

W	*18 Los Angeles (49,091)	7
W	*37 St. Louis (52,417) (OT)	31
W	36 Detroit (79,784)	10
W	13 N. Y. Giants (56,511)	7
L	*17 Green Bay (64,934)	19
W	20 Philadelphia (64,889)	17
L	24 Washington (55,004) (OT)	30
L	*31 Kansas City (63,539)	34
W	34 New England (60,905)	31
W	*27 Philadelphia (57,893)	17
W	*14 N. Y. Giants (53,329)	3
L	17 St. Louis (49,701)	31
W	*31 Washington (61,091)	10
W	31 N. Y. Jets (37,279)	21
	350	268

#### 1975 DIVISIONAL PLAYOFF

(Minnesota)

W	17 Minnesota (48,341)	14
---	-----------------------	----

#### 1975 NFC CHAMPIONSHIP GAME

(Los Angeles)

W	37 Los Angeles (84,483)	7
---	-------------------------	---

#### SUPER BOWL X (Miami)

L	17 Pittsburgh (80,187)	21
---	------------------------	----



# Cowboys All-Time Pre-Season Results

<b>DAL. 1960 (1-5)</b>		<b>OPP.</b>	<b>DAL. 1968 (3-3)</b>		<b>OPP.</b>		
10	San Francisco (22,000)	@ Seattle	16	24	Chicago (14,578)	@ Canton	30
13	St. Louis (14,000)	@ San Antonio	20	16	San Francisco (27,530)	@ S. F.	14
10	Baltimore (40,000)	@ Dallas	14	42	Los Angeles (64,978)	@ L. A.	10
14	New York (10,663)	@ Louisville	3	27	Green Bay (72,014)	@ Dallas	31
14	Los Angeles (13,500)	@ Pendleton	49	33	Houston (52,289)	@ Houston	19
23	Green Bay (20,121)	@ Minn.	28	10	Baltimore (69,520)	@ Dallas	16
<b>1961 (2-3)</b>			<b>1969 (4-2)</b>				
38	Minnesota (4,954)	@ Sioux Falls	13	17	Los Angeles (87,381)	@ L. A.	24
7	Green Bay (30,000)	@ Dallas	30	20	San Francisco (33,894)	@ S. F.	17
10	N. Y. (21,500)	@ Albuquerque	28	31	Green Bay (73,764)	@ Dallas	13
35	Baltimore (19,000)	@ Norman	24	14	Houston (55,310)	@ Houston	11
10	S. F. (22,130)	@ Sacramento	24	25	N. Y. Jets (74,771)	@ Dallas	9
				7	Baltimore (58,975)	@ Dallas	23
<b>1962 (0-5)</b>			<b>1970 (1-5)</b>				
7	Green Bay (54,500)	@ Dallas	31	20	San Diego (39,392)	@ San Diego	10
24	Detroit (77,683)	@ Cleveland	35	10	Los Angeles (64,646)	@ L. A.	17
10	Baltimore (14,000)	@ Roanoke	24	34	Green Bay (72,389)	@ Dallas	35
7	S. F. (20,000)	@ Sacramento	26	21	Houston (46,548)	@ Houston	37
26	Minnesota (12,500)	@ Atlanta	45	0	Kansas City (69,055)	@ Dallas	13
				21	New York Jets (55,297)	@ Dallas	29
<b>1963 (3-2)</b>			<b>1971 (6-0)</b>				
17	Los Angeles (70,675)	@ L. A.	14	45	Los Angeles (87,187)	@ L. A.	21
10	Green Bay (53,121)	@ Dallas	31	36	New Orleans (73,560)	@ Dallas	21
17	Los Angeles (29,349)	@ Portland	20	16	Cleveland (69,099)	@ Dallas	15
37	S. F. (9,927)	@ Bakersfield	24	28	Houston (49,078)	@ Houston	20
27	Detroit (51,218)	@ New Orleans	17	27	Baltimore (22,291)	@ Baltimore	14
				24	Kansas City (74,035)	@ Dallas	17
<b>1964 (1-4)</b>			<b>1972 (6-1)</b>				
6	Los Angeles (57,450)	@ L. A.	17	20	College All-Stars (54,162)	@ Chi.	7
34	S. F. (24,679)	@ Portland	23	26	Houston (65,405)	@ Dallas	24
16	Los Angeles (30,565)	@ Portland	25	27	Los Angeles (66,051)	@ L. A.	13
3	Green Bay (60,057)	@ Dallas	35	30	New Orleans (81,070)	@ N. O.	7
6	Chicago (35,000)	@ New Orleans	21	34	N. Y. Jets (65,386)	@ Dallas	27
				10	Kansas City (79,592)	@ K. C.	20
				16	Oakland (62,607)	@ Dallas	10
<b>1965 (2-3)</b>			<b>1973 (4-2)</b>				
0	Los Angeles (31,579)	@ L. A.	9	24	Los Angeles (75,461)	@ L. A.	7
7	San Francisco (24,837)	@ Portland	27	26	Oakland (53,723)	@ Oakland	27
21	Green Bay (67,954)	@ Dallas	12	24	New Orleans (61,022)	@ Dallas	14
17	Minn. (41,500)	@ Birmingham	57	24	Houston (46,942)	@ Houston	27
34	Chicago (33,525)	@ Tulsa	21	27	Kansas City (57,468)	@ Dallas	16
				26	Miami (61,378)	@ Dallas	23
<b>1966 (5-0)</b>			<b>1974 (3-3)</b>				
24	San Francisco (28,899)	@ S. F.	13	7	Oakland (41,049)	@ Oakland	27
20	Los Angeles (44,217)	@ L. A.	10	13	Los Angeles (46,468)	@ L. A.	6
21	Green Bay (75,504)	@ Dallas	3	19	Houston (53,148)	@ Dallas (OT)	13
20	Detroit (31,250)	@ Tulsa	10	7	N. Orleans (56,563)	@ N. Orleans	16
28	Minnesota (58,316)	@ Dallas	24	25	Kansas City (43,492)	@ Dallas	16
				15	Pittsburgh (43,900)	@ Dallas	41
<b>1967 (2-3)</b>			<b>1975 (2-4)</b>				
6	Los Angeles (57,595)	@ L. A.	20	7	Los Angeles (62,843)	@ L. A.	35
30	San Francisco (31,212)	@ S. F.	24	20	Kansas City (35,630)	@ K. C.	26
3	Green Bay (78,087)	@ Dallas	20	13	Minnesota (45,395)	@ Dallas	16
30	Houston (53,125)	@ Houston	17	17	Houston (46,951)	@ Houston	14
7	Baltimore (58,492)	@ Dallas	33	20	Oakland (39,562)	@ Dallas	31
				17	Pittsburgh (43,186)	@ Dallas	16

# Historical Highlights

## 1960

**NFL FRANCHISE**—Clint Murchison, Jr., and Bedford Wynne were awarded an expansion franchise in the NFL at the annual league meeting in Miami Beach, Fla. The Cowboys were to play as a "swing" team, playing every other team one time during the first season, although listed in the Western Conference standings (January 28).

**COWBOYS STOCKED**—A player pool was set up in a league meeting at L.A., with each of 12 NFL teams freezing 25 names on its roster and the Cowboys allowed to pick three from each team for a total of 36 veterans. Dallas, once given the list, had to select its 36 players within 24 hours (March 13).

**TRAINING STARTS**—Rookies report to first Cowboys camp at Pacific U., in Forest Grove, Oregon (July 9).

**FIRST PRE-SEASON GAME**—The Cowboys, less than six months in existence, get their first test and drop a 10-16 pre-season game to San Francisco in Seattle (August 6).

**FIRST HOME GAME**—In their Dallas debut, in the Salesmanship Club pre-season game, the Cowboys led the World Champion Baltimore Colts into the final minute before a 71-yard pass from Johnny Unitas to Lenny Moore gave the Colts a 14-10 victory (August 19).

**FIRST VICTORY**—In a pre-season game at Louisville, Ky., the Cowboys beat New York's Giants, 14-3, with Frank Clarke catching touchdown passes of 73 yards (Eddie LeBaron) and 74 yards (Don Meredith) (August 27).

**FIRST LEAGUE GAME**—In their first league game, Dallas fell to Pittsburgh, 35-28, with Bobby Layne leading a fourth period Steeler rally (Sept. 24, Saturday night).

**STREAK SNAPPED**—Dallas snaps a 10-game loss streak by tying New York, 31-31, at Yankee Stadium (Dec. 4).

## 1961

**TRAINING STARTS**—Rookies launch training at new campsite—St. Olaf College in Northfield, Minn. (July 9).

**FIRST LEAGUE WIN**—Scoring ten points in the final 56 seconds, the Cowboys score their first NFL victory, 27-24, over Pittsburgh in the '61 league opener in the Cotton Bowl. Allen Green's 27-yard field goal on the game's final play won it before 23,500 (Sept. 17).



LeBARON



CLARKE



LILLY



PERKINS

## 1962

**TRAINING STARTS**—Team begins training at new campsite—Northern Michigan College in Marquette, Mich. (July 13).

**PENALTY HISTORY**—For the first time in anyone's memory in an NFL game, points were awarded for a penalty. The Cowboys were detected holding in the end zone on a 99-TD pass from LeBaron to Clarke, and Pittsburgh was awarded a safety. The Steelers eventually won, 30-28 (Sept. 23).

**100-YARD FIRSTS**—Cowboys Amos Marsh returned a kickoff 101 yards and Mike Gaechter returned a pass interception 100 yards, both plays for fourth quarter TD's in a 41-19 win over Philadelphia in Dallas. It was the first time in NFL history that two 100-yard runs had been made in the same game, much less by the same team in the same quarter (Oct. 14).

## 1963

**SHIFT TO KANSAS CITY**—The rival Dallas Texans of the AFL announce they are moving the franchise to Kansas City (Feb. 8).

**CALIFORNIA TRAINING SITE**—The Cowboys open training at California Lutheran College in Thousand Oaks, Calif. (July 12).

**HOWTON SETS RECORD**—Bill Howton broke Don Hutson's all-time receiving mark with a 14-yard catch against Washington (there). Hutson's record was 7,991 yards and the catch gave Howton an even 8,000 yards (Sept. 29).

## 1964

**LANDRY CONTRACT**—With one year to go on his original contract, Tom Landry is signed to a ten-year extension, in effect giving him an 11-year pact, possibly the longest in major pro sports history (Feb. 5).

## 1965

**FIRST SELLOUT**—An overflow crowd of 76,251 jams the Cotton Bowl for the Cleveland game, notching the team's first home sellout. Cleveland won, 24-17 (Nov. 21).

## 1966

**PLAYOFF BOWL**—After defeating New York, 38-20, in the season finale (and winning five of their last seven games) to get into the Playoff Bowl at Miami, the Cowboys fall to Baltimore, 35-3 (Jan. 15).

**MERGER**—Peace comes to pro football with Cowboys GM Tex Schramm completing two months of negotiations with AFL's Lamar Hunt, merging the two leagues under the NFL banner (June 8).

**SCHRAMM ELEVATED**—Texas E. Schramm, Vice-President and General Manager of the Cowboys from the beginning, was named President of the club by owner Clint Murchison, Jr., who retained the title of Chairman of the Board.

**NEELY CASE SOLVED**—Dallas and Houston reached agreement in the Ralph Neely case. Neely remained with Dallas with Houston receiving the Cowboys Nos. 1, 2 and two fifth place picks in the 1967 draft (Nov. 17).

**THE CHAMPIONSHIP**—The Cowboys won their first championship, capturing the Eastern Conference title with a 10-3-1 record, but lost the NFL Championship Game to Green Bay, 34-27.

## 1967

**TEXAS STADIUM**—On Dec. 23, owner Clint Murchison, Jr., formally announced plans to build Texas Stadium in suburban Irving. The stadium, to be financed through a bond-option plan, would be ready for the 1970 season. The stadium would seat a minimum of 58,000.

**SECOND CHAMPIONSHIP**—Under the NFL's new format, the Cowboys easily won the Capitol Division and defeated Cleveland, Century Division winner, 52-14, in the Cotton Bowl for the Eastern conference championship. However, on Dec. 31 in Green Bay, the Cowboys lost their second bid for an NFL title, falling to the Packers, 21-17, in the 13 degree below weather.

## 1968

**WIN CAPITOL**—For the second straight year the Cowboys won the Capitol Division, but for the first time in three years the Cowboys did not win the Eastern Championship, being upset at Cleveland, 31-20, on December 21st. Dallas won the Runner-Up Bowl over Minnesota, 17-13.

## 1969

**TEXAS STADIUM**—Ground was broken for Texas Stadium in suburban Irving on January 25, and on June 29 Bert Rose was named general manager of the stadium.

**ORIGINALS RETIRE**—An era ended for the Cowboys in July. On July 5th at a press conference in Dallas, quarterback Don Meredith, the last of the original Cowboys, announced his retirement. Then, on July 18th, the day the veterans were to report to training camp, all-time rushing great Don Perkins officially retired.

**REPEAT CAPITOL WINS**—Once again the Cowboys rolled to the Capitol Division Championship with an 11-2-1 season. However, the Cowboys failed to win the Eastern Championship when on Dec. 28, the Cowboys lost to Cleveland, 38-14, in the Cotton Bowl.

## 1970

**FIVE STRAIGHT PLAYOFFS**—The Cowboys won their last five games to finish 10-4, claim the Eastern Division championship and make the playoffs for the fifth year in a row. They defeated Detroit, 5-0, in the opening round to get a shot at the National Conference championship.

**FIRST NFC TITLE**—The Cowboys captured the biggest prize of their 11-year history on Jan. 3 when they downed San Francisco, 17-10, for the NFC crown. A 16-13 loss to Baltimore in the Super Bowl Jan. 17 left Dallas with one major goal still unrealized.

## 1971

**TEXAS STADIUM**—The Cowboys opened a new era in their sparkling Irving, Tex., home with a 44-21 victory over the New England Patriots on October 24. Duane Thomas scored the first touchdown in the new stadium, a 56-yard run just two minutes and 16 seconds after the opening kickoff. Attendance was 65,708.

**SIX STRAIGHT PLAYOFFS**—The Cowboys won their last seven games to finish 11-3, claim the Eastern Division championship and make the playoffs for the sixth year in a row. They defeated Minnesota, 20-12, in the opening round.

**SECOND NFC TITLE**—For the second consecutive year, the Cowboys met the San Francisco 49ers in the National Conference showdown. This time Dallas won, 14-3, to qualify for its second straight Super Bowl.

**FIRST WORLD CHAMPIONSHIP**—The Cowboys downed the Miami Dolphins, 24-3, to win Super Bowl VI in New Orleans on Jan. 16. It was the 10th victory in a row for Dallas as Roger Staubach passed for two touchdowns and was named the game's Most Valuable Player.

## 1972

**FIRST 1,000-YARD BACK** — Calvin Hill became the first Dallas player to rush for 1,000 yards when he gained 111 on Dec. 9 against the Washington Redskins in Texas Stadium. Hill wound up with 1,036 yards for the season on a record 245 carries.

**SEVEN STRAIGHT PLAYOFFS**—The Cowboys qualified for the NFL playoffs a record seventh consecutive year, their 10-4 record earning them the National Conference Wild Card berth. Roger Staubach passed for two touchdowns in the last 1½ minutes to give the Cowboys a 30-28 victory at San Francisco in the first round. Then, at Washington on New Year's Eve, Dallas was foiled in its bid for a third straight NFL title when the Redskins won, 26-3.

## 1973

**100 VICTORIES**—The Cowboys and Coach Tom Landry recorded their 100th victory with a 40-3 Texas Stadium win over the New Orleans Saints on Sept. 24. Landry, the only head coach the Cowboys have had, ended the season with a career mark of 108-80-6 to rank ninth on the list of the NFL's all-time winningest coaches.

**EIGHT STRAIGHT PLAYOFFS**—The Cowboys regained the NFC Eastern Division title with a 10-4 record and broke their own NFL record by reaching the playoffs for the eighth year in a row. Dallas defeated Western Division champion Los Angeles in the first round, 27-16, but fell to Central Division winner Minnesota in the NFC Championship Game, 27-10.

## 1974

**FIRST TOP DRAFT CHOICE**—For the first time in their history, the Cowboys had the very first choice in the NFL college draft. The No. 1 pick came to Dallas from Houston in exchange for Tody Smith and Billy Parks. The Cowboys selected Ed "Too Tall" Jones, a 6-9, 260-pound defensive end from Tennessee State.

**PLAYOFFS MISSED** —The Cowboys' record-breaking string of eight straight years in the NFL playoffs was broken when the club's 8-6 record failed to qualify.

## 1975

**LILLY HONORED**—"Mr. Cowboy" was honored on Bob Lilly Day at Texas Stadium at halftime of the Philadelphia game on Nov. 23. It was the first such recognition ever given to a Dallas player. Lilly never missed a game in 14 years with the Cowboys, earning All-Pro honors seven times at defensive tackle before retiring prior to the '75 season.

**TEN STRAIGHT WINNING SEASONS**—The Cowboys' 10-4 record earned them the NFC Wild Card berth in the playoffs. The composite record over 10 straight winning seasons was 101-37-2.

**THIRD NFC TITLE**—After shocking Minnesota in the first round, 17-14 on Roger Staubach's 50-yard "Hail Mary" pass to Drew Pearson, the Cowboys traveled to Los Angeles for the NFC showdown. Staubach threw four touchdown passes, three to Preston Pearson, and Dallas won, 37-7. Pittsburgh won Super Bowl X on Jan. 18 in Miami, 21-17.

# 1976 Halftime Activities

## **AUGUST 14 . . . Denver Game**

Dallas Bryan Adams High School Band and Belles.

## **AUGUST 28 . . . Pittsburgh Game**

Tyler Junior College Apache Band and Belles; Tyler Junior College Harmony and Understanding; Chuck Reiley's Alamo City Jazz Band; Combined ragtime show.

## **SEPTEMBER 4 . . . Houston Game**

Bryan, Texas, High School Band and Girls Drill Team.

## **SEPTEMBER 12 . . . Philadelphia Game**

Richardson, Texas, Lake Highlands High School Band and Girls Drill Team.

## **SEPTEMBER 26 . . . Baltimore Game**

Dallas W. T. White High School Band and Girls Drill Team.

## **OCTOBER 24 . . . Chicago Game**

Abilene Christian College Band and special Canadian show.

## **NOVEMBER 7 . . . N. Y. Giants Game**

Kansas State University Band and Girls Drill Team.

## **NOVEMBER 15 . . . Buffalo Game**


Ford Motor Co. Punt, Pass and Kick Competition.

## **NOVEMBER 25 . . . St. Louis Game**

Traditional Cowboys Thanksgiving Show.  
Temple, Texas, High School Band and Pepperettes; Dallas Civic Chorus.

## **DECEMBER 12 . . . Washington Game**

Texas Southern University Ocean of Soul Band.



## CHAMPIONSHIP PLAYOFFS

- 1933—BEARS 23, Giants 21  
1934—GIANTS 30, Bears 13  
1935—LIONS 26, Giants 7  
1936—PACKERS 21, Boston Redskins 6  
1937—WASH. REDSKINS 28, Bears 21  
1938—GIANTS 23, Packers 17  
1939—PACKERS 27, Giants 0  
1940—BEARS 73, Redskins 0  
1941—BEARS 37, Giants 9  
1942—REDSKINS 14, Bears 6  
1943—BEARS 41, Redskins 21  
1944—PACKERS 14, Giants 7  
1945—CLEVE. RAMS 15, Redskins 14  
1946—BEARS 24, Giants 14  
1947—CARDS 28, Eagles 21  
1948—EAGLES 7, Cards 0  
1949—EAGLES 14, L. A. Rams 0  
1950—BROWNS 30, Rams 28  
1951—RAMS 24, Browns 17  
1952—LIONS 17, Browns 7  
1953—LIONS 17, Browns 16  
1954—BROWNS 56, Lions 10  
1955—BROWNS 38, Rams 14  
1956—GIANTS 47, Bears 7  
1957—LIONS 59, Browns 14  
1958—COLTS 23, Giants 17  
1959—COLTS 31, Giants 16  
1960—EAGLES 17, Packers 13  
1961—PACKERS 37, Giants 0  
1962—PACKERS 16, Giants 7  
1963—BEARS 14, Giants 10  
1964—BROWNS 27, Colts 0  
1965—PACKERS 23, Browns 12  
1966—PACKERS 34, Cowboys 27  
1967—PACKERS 21, Cowboys 17  
1968—COLTS 34, Browns 0  
1969—VIKINGS 27, Browns 7  
1970—COWBOYS 17, 49ers 10 (NFC)  
COLTS 27, Raiders 17 (AFC)  
1971—COWBOYS 14, 49ers 3 (NFC)  
DOLPHINS 21, Colts 0 (AFC)  
1972—REDSKINS 28, Cowboys 3 (NFC)  
DOLPHINS 21, Steelers 17 (AFC)  
1973—VIKINGS 27, Cowboys 10 (NFC)  
DOLPHINS 27, Raiders 10 (AFC)  
1974—VIKINGS 14, Rams 10 (NFC)  
STEELERS 24, Raiders 13 (AFC)  
1975—COWBOYS 37, Rams 7 (NFC)  
STEELERS 16, Raiders 10 (AFC)
- ### DIVISIONAL PLAYOFFS
- 1970—COWBOYS 5, Lions 0 (NFC)  
49ERS 17, Vikings 14 (NFC)  
COLTS 17, Bengals 0 (AFC)  
RAIDERS 21, Dolphins 14 (AFC)  
1971—COWBOYS 20, Vikings 12 (NFC)  
49ERS 24, Redskins 20 (NFC)  
DOLPHINS 27, Chiefs 24 (AFC)  
COLTS 20, Browns 3 (AFC)  
1972—COWBOYS 30, 49ers 28 (NFC)  
REDSKINS 16, Packers 3 (NFC)  
DOLPHINS 20, Browns 14 (AFC)  
STEELERS 13, Raiders 7 (AFC)  
1973—COWBOYS 27, Rams 16 (NFC)  
VIKINGS 27, Redskins 20 (NFC)  
DOLPHINS 34, Bengals 16 (AFC)  
RAIDERS 33, Steelers 14 (AFC)  
1974—VIKINGS 30, Cardinals 14 (NFC)  
RAMS 19, Redskins 10 (NFC)  
STEELERS 32, Bills 14 (AFC)  
RAIDERS 28, Dolphins 26 (AFC)  
1975—COWBOYS 17, Vikings 14 (NFC)  
RAMS 35, Cardinals 23 (NFC)  
STEELERS 28, Colts 10 (AFC)  
RAIDERS 31, Bengals 28 (AFC)

## SUPER BOWLS

- 1966—PACKERS 35, Chiefs 10  
1967—PACKERS 33, Raiders 14  
1968—JETS 16, Colts 7  
1969—CHIEFS 23, Vikings 7  
1970—COLTS 16, Cowboys 13  
1971—COWBOYS 24, Dolphins 3  
1972—DOLPHINS 14, Redskins 7  
1973—DOLPHINS 24, Vikings 7  
1974—STEELERS 16, Vikings 6  
1975—STEELERS 21, Cowboys 17

## PRO BOWLS

- 1951—AMERICAN 28, National 27  
1952—NATIONAL 39, American 13  
1953—NATIONAL 27, American 7  
1954—EASTERN 20, Western 9  
1955—WESTERN 26, Eastern 19  
1956—EASTERN 31, Western 30  
1957—WESTERN 19, Eastern 10  
1958—WESTERN 26, Eastern 7  
1959—EASTERN 28, Western 21  
1960—WESTERN 38, Eastern 21  
1961—WESTERN 35, Eastern 31  
1962—WESTERN 31, Eastern 30  
1963—EASTERN 30, Western 20  
1964—WESTERN 31, Eastern 17  
1965—WESTERN 34, Eastern 14  
1966—EASTERN 36, Western 7  
1967—EASTERN 20, Western 10  
1968—WESTERN 38, Eastern 20  
1969—WESTERN 10, Eastern 7  
1970—WESTERN 16, Eastern 13  
1971—NFC 27, AFC 6  
1972—AFC 26, NFC 13  
1973—AFC 33, NFC 28  
1974—AFC 15, NFC 13  
1975—NFC 17, AFC 10  
1976—NFC 23, AFC 20

## ALL-STAR GAMES

- 1934—CHICAGO BEARS 0, All-Stars 0  
1935—CHICAGO BEARS 5, All-Stars 0  
1936—DETROIT 7, All-Stars 7  
1937—ALL-STARS 6, Green Bay 0  
1938—ALL-STARS 28, Washington 16  
1939—N. Y. GIANTS 9, All-Stars 0  
1940—GREEN BAY 45, All-Stars 28  
1941—CHICAGO BEARS 37, All-Stars 13  
1942—CHICAGO BEARS 21, All-Stars 0  
1943—ALL-STARS 27, Washington 7  
1944—CHICAGO BEARS 24, All-Stars 21  
1945—GREEN BAY 19, All-Stars 7  
1946—ALL-STARS 16, Los Angeles 0  
1947—ALL-STARS 16, Chicago Bears 0  
1948—CHICAGO CARDS 28, All-Stars 0  
1949—PHILADELPHIA 38, All-Stars 0  
1950—ALL-STARS 17, Philadelphia 7  
1951—CLEVELAND 33, All-Stars 0  
1952—LOS ANGELES 10, All-Stars 7  
1953—DETROIT 24, All-Stars 10  
1954—DETROIT 31, All-Stars 6  
1955—ALL-STARS 30, Cleveland 27  
1956—CLEVELAND 26, All-Stars 0  
1957—NEW YORK 22, All-Stars 12  
1958—ALL-STARS 35, Detroit 19  
1959—BALTIMORE 29, All-Stars 0  
1960—BALTIMORE 33, All-Stars 7  
1961—PHILADELPHIA 28, All-Stars 14  
1962—GREEN BAY 42, All-Stars 20  
1963—ALL-STARS 21, Green Bay 17  
1964—CHICAGO 28, All-Stars 17  
1965—CLEVELAND 24, All-Stars 16  
1966—GREEN BAY 38, All-Stars 0  
1967—GREEN BAY 27, All-Stars 0  
1968—GREEN BAY 34, All-Stars 17  
1969—N. Y. JETS 26, All-Stars 24  
1970—KANSAS CITY 24, All-Stars 3  
1971—BALTIMORE 24, All-Stars 17  
1972—DALLAS 20, All-Stars 7  
1973—MIAMI 14, All-Stars 3  
1974—Cancelled  
1975—PITTSBURGH 21, All-Stars 17

# 1975 NFL Leaders

## RUSHING

Player, Team—	Att.	Yds.	Avg.	Long	TD
1. O. J. Simpson, Buffalo	329	1,817	5.5	88t	16
2. Franco Harris, Pittsburgh	262	1,246	4.8	36	10
3. Lydell Mitchell, Baltimore	289	1,193	4.1	70t	11
4. Jim Otis, St. Louis	269	1,076	4.0	30	5
5. Chuck Foreman, Minnesota	280	1,070	3.8	31t	13
6. Greg Pruitt, Cleveland	217	1,067	4.9	50	8
7. John Riggins, N. Y. Jets	238	1,005	4.2	42	8
8. Dave Hampton, Atlanta	250	1,002	4.0	22	5
9. Robert Newhouse, Dallas	209	930	4.4	29	2
10. Mike Thomas, Washington	235	919	3.9	34	4

## PASSING

Player, Team—	Att.	Comp.	Pct.	Yds.	TD	Int.	Rating
1. Ken Anderson, Cincinnati	377	228	60.5	3,169	21	11	94.1
2. Fran Tarkenton, Minnesota	425	273	64.2	2,994	25	13	91.7
3. Len Dawson, Kansas City	140	93	66.4	1,095	5	4	89.9
4. Bert Jones, Baltimore	344	203	59.0	2,483	18	8	89.1
5. Terry Bradshaw, Pittsburgh	286	165	57.7	2,055	18	9	88.2
6. Bob Griese, Miami	191	118	61.8	1,693	14	13	86.5
7. Joe Ferguson, Buffalo	321	169	52.6	2,426	25	17	81.3
8. Roger Staubach, Dallas	348	198	56.9	2,666	17	16	78.6
9. Bill Kilmer, Washington	346	178	51.4	2,440	23	16	77.1
10. Mike Livingston, Kansas City	176	88	50.0	1,245	8	6	74.1

## RECEIVING

Player, Team—	No.	Yds.	Avg.	Long	TD
1. Chuck Foreman, Minnesota	73	691	9.5	33	9
2. Reggie Rucker, Cleveland	60	770	12.8	40t	3
3. Lydell Mitchell, Baltimore	60	544	9.1	35t	4
4. Ken Payne, Green Bay	58	766	13.2	54	0
5. Bob Chandler, Buffalo	55	746	13.6	35	6
6. Ed Marinaro, Minnesota	54	462	8.6	25	3
7. Ken Burrough, Houston	53	1,063	20.1	77t	8
8. Charley Taylor, Washington	53	744	14.0	64	6
9. Cliff Branch, Oakland	51	893	17.5	53	9
10. John Gilliam, Minnesota	50	777	15.5	46	7
16. Drew Pearson, Dallas	46	822	17.9	46t	8

## SCORING

Player, Team—	TD	PAT	FG	Total
1. O. J. Simpson, Buffalo	23	0-0	0-0	138
2. Chuck Foreman, Minnesota	22	0-0	0-0	132
3. Toni Fritsch, Dallas	0	38-40	22-35	104
4. Jim Bakken, St. Louis	0	40-41	19-24	97
5. Jan Stenerud, Kansas City	0	30-31	22-32	96
6. Pete Banaszak, Oakland	16	0-0	0-0	96
7. Roy Gerela, Pittsburgh	0	44-46	17-21	95
8. Tom Dempsey, Los Angeles	0	31-36	21-26	94
9. Lydell Mitchell, Baltimore	15	0-0	0-0	90
10. Jim Turner, Denver	0	23-26	21-28	86

## PUNTING

Player, Team—	No.	Avg.	Long	Blk.
1. Ray Guy, Oakland	68	43.8	64	0
2. Herman Weaver, Detroit	80	42.0	61	1
3. Tom Wittum, San Francisco	67	41.9	64	3
4. Marv Bateman, Buffalo	61	41.6	74	2
5. John James, Atlanta	89	41.5	75	1
6. Jerrel Wilson, Kansas City	54	41.4	64	1
7. Neil Clabo, Minnesota	73	41.1	62	2
8. Tom Blanchard, New Orleans	92	41.0	61	3
9. Dave Jennings, N. Y. Giants	76	40.9	64	0
10. Mike Bragg, Washington	72	40.6	63	0
18. Mitch Hoopes, Dallas	68	39.4	55	1

## INTERCEPTIONS

Player, Team—	No.	Yds.	Avg.	Long	TD
1. Mel Blount, Pittsburgh	11	121	11.0	47	0
2. Paul Krause, Minnesota	10	201	20.1	81	0
3. Rolland Lawrence, Atlanta	9	163	18.1	87t	1
4. Stan White, Baltimore	8	135	16.9	32	1
5. Dwight Harrison, Buffalo	8	99	12.4	40	0
6. Norm Thompson, St. Louis	7	141	20.1	61t	1
7. Emmitt Thomas, Kansas City	6	119	19.8	36	0
8. Bobby Bryant, Minnesota	6	111	18.5	41	0
9. Chris Fletcher, San Diego	6	100	16.7	45	0
10. Perry Smith, Green Bay	6	97	16.2	61	0
11. Lee Roy Jordan, Dallas	6	80	13.3	38	0

## PUNT RETURNS

Player, Team—	No.	FC	Yds.	Avg.	Long	TD
1. Billy Johnson, Houston	40	1	610	15.3	83t	3
2. Neal Colzie, Oakland	48	3	655	13.6	64	0
3. Terry Metcalf, St. Louis	23	3	285	12.4	69t	1
4. Fred Solomon, Miami	26	4	320	12.3	50t	1
5. Gil Chapman, New Orleans	17	3	207	12.2	42	0
6. Rich Upchurch, Denver	27	4	312	11.6	51	0
7. Mike Fuller, San Diego	36	0	410	11.4	52	1
8. Howard Stevens, Baltimore	36	8	396	11.0	53	0
9. Virgil Livers, Chicago	42	0	456	10.9	39	0
10. Glen Edwards, Pittsburgh	25	3	267	10.7	25	0
12. Golden Richards, Dallas	28	13	288	10.3	43t	1

## KICKOFF RETURNS

Player, Team—	No.	Yds.	Avg.	Long	TD
1. Walter Payton, Chicago	14	444	31.7	70	0
2. Harold Hart, Oakland	17	518	30.5	102t	1
3. Allen Carter, New England	32	879	27.5	99t	1
4. Terry Metcalf, St. Louis	35	960	27.4	93t	1
5. Rich Upchurch, Denver	40	1,084	27.1	58	0
6. Vic Washington, Buffalo	35	923	26.4	59	0
7. Bruce Laird, Baltimore	31	799	25.8	65	0
8. Bobby Thompson, Detroit	22	565	25.7	42	0
9. Larry Marshall, Philadelphia	22	557	25.3	33	0
10. Manfred Moore, San Francisco	26	650	25.0	52	0
13. Preston Pearson, Dallas	16	391	24.4	42	0



# Texas Stadium Fact Sheet

**GROUND BREAKING** January 25, 1969

**GRAND OPENING** .....October 24, 1971  
(Cowboys 44, New England 21)

**APPROXIMATE COST** .....\$29,500,000

**STADIUM AREA** ..... 10 Acres

**STADIUM LENGTH** ..... 792 Feet

**STADIUM WIDTH** ..... 633 Feet

## HEIGHT

Concourse to Top ..... 117 Feet

Field to Top ..... 208 Feet

**STEEL USED** ..... 2,600 Tons

**CONCRETE USED** ..... 50,000 Cu. Yds.

**BOWL EXCAVATION** 250,000 Cu. Yds.

**CAPACITY** ..... 65,101

Lower Level ..... 34,398

Upper Level ..... 28,389

Suite Levels ..... 2,314

## NUMBER OF ROWS

Lower Level ..... 45 Rows

Upper Level ..... 26 Rows

**NUMBER OF CIRCLE SUITES** ... 178

**AVG. WIDTH OF SECTIONS** ... 22 Seats

## ROOF

Material ..... 22 Gauge Steel

Area ..... 7 $\frac{3}{4}$  Acres

Size of Opening ..... 2 $\frac{1}{4}$  Acres

**TOTAL NO. OF REST ROOMS** ..... 86

**PAVED PARKING** ..... 130 Acres

## PARKING CAPACITY (approximate)

Cars ..... 15,000

Busses ..... 500

## FOOD SERVICE LOCATIONS ..... 84

Lower Level ..... 24

Upper Level ..... 28

Suite Levels ..... 8

Specialty Stands ..... 16

Vendor Commissaries ..... 8

## DRINKING FOUNTAINS ..... 115

## ESCALATORS

Serving Upper Level ..... 4

Serving Suite Levels ..... 2

## BUTTRESSES

170 feet tall; 90 feet below the ground, 80 feet above the ground.

## PUBLIC ADDRESS SYSTEM 565 Speakers

## LIGHTING

Forty 20,000 watt Zenon lights plus 448 multi-vapor units for a total of 1,433,000 watts.

## SEATS

Molded plastic with armrests. 22 inches wide. First row 7 feet above the field at 50-yard line, 12 feet above at end zone.

## TURF

Tartan. Approximately 91,000 square feet of turf with 10-foot wide track of material between the edge of field and the wall.

**MONDAY, NOV. 1**

Houston at Baltimore.....9:00

**SUNDAY, NOV. 7 (Ninth Weekend)**

Atlanta at Seattle.....1:00  
 Baltimore at San Diego.....1:00  
 Buffalo at New England.....1:00  
 Cleveland at Houston.....1:00  
 Detroit at Minnesota.....3:00  
 Miami at New York Jets.....1:00  
 New Orleans vs. Green Bay at Milw.....1:00  
**New York Giants at Dallas.....1:00**  
 Oakland at Chicago.....1:00  
 Philadelphia at St. Louis.....1:00  
 Pittsburgh at Kansas City.....1:00  
 Tampa Bay at Denver.....2:00  
 Washington at San Francisco.....1:00

**MONDAY, NOV. 8**

Los Angeles at Cincinnati.....9:00

**SUNDAY, NOV. 14 (Tenth Weekend)**

Chicago at Green Bay.....1:00  
 Denver at San Diego.....1:00  
 Detroit at New Orleans.....1:00  
 Houston at Cincinnati.....1:00  
 Kansas City at Oakland.....1:00  
 Miami at Pittsburgh.....4:00  
 New England at Baltimore.....2:00  
 Philadelphia at Cleveland.....1:00  
 St. Louis at Los Angeles.....1:00  
 San Francisco at Atlanta.....1:00  
 Seattle at Minnesota.....1:00  
 Tampa Bay at New York Jets.....1:00  
 Washington at New York Giants.....1:00

**MONDAY, NOV. 15****Buffalo at Dallas.....8:00****SUNDAY, NOV. 21 (Eleventh Weekend)**

Chicago at Detroit.....1:00  
 Cincinnati at Kansas City.....1:00  
 Cleveland at Tampa Bay.....1:00  
**Dallas at Atlanta.....1:00**  
 Houston at Pittsburgh.....1:00  
 Los Angeles at San Francisco.....1:00  
 Minnesota vs. Green Bay at Milw.....1:00  
 New England at New York Jets.....1:00  
 New Orleans at Seattle.....1:00  
 New York Giants at Denver.....2:00  
 Oakland at Philadelphia.....1:00  
 San Diego at Buffalo.....1:00  
 Washington at St. Louis.....3:00

**MONDAY, NOV. 22**

Baltimore at Miami.....9:00

**THURS., NOV. 25 (Twelfth Weekend)****(Thanksgiving Day)**

Buffalo at Detroit.....12:30  
 St. Louis at Dallas.....2:30

**SUNDAY, NOV. 28**

Atlanta at Houston.....1:00  
 Denver at New England.....1:00  
 Green Bay at Chicago.....1:00  
 Kansas City at San Diego.....1:00  
 Miami at Cleveland.....1:00  
 New Orleans at Los Angeles.....1:00  
 New York Jets at Baltimore.....2:00  
 Philadelphia at Washington.....1:00  
 Pittsburgh at Cincinnati.....3:00  
 Seattle at New York Giants.....1:00  
 Tampa Bay at Oakland.....1:00

**MONDAY, NOV. 29**

Minnesota at San Francisco.....6:00

**SAT., DEC. 4 (Thirteenth Weekend)**

Atlanta at Los Angeles.....12:30  
 Baltimore at St. Louis.....12:00

**SUNDAY, DEC. 5**

Buffalo at Miami.....4:00  
 Chicago at Seattle.....1:00  
**Dallas at Philadelphia.....1:00**  
 Detroit at New York Giants.....1:00  
 Green Bay at Minnesota.....1:00  
 Houston at Cleveland.....1:00  
 Kansas City at Denver.....2:00  
 New Orleans at New England.....1:00  
 San Francisco at San Diego.....1:00  
 Tampa Bay at Pittsburgh.....1:00  
 Washington at New York Jets.....1:00

**MONDAY, DEC. 6**

Cincinnati at Oakland.....6:00

**SAT., DEC. 11 (Fourteenth Weekend)**

Los Angeles at Detroit.....9:00  
 Minnesota at Miami.....1:00  
 Pittsburgh at Houston.....2:30

**SUNDAY, DEC. 12**

Buffalo at Baltimore.....2:00  
 Cincinnati at New York Jets.....1:00  
 Cleveland at Kansas City.....1:00  
 Denver at Chicago.....1:00  
 Green Bay at Atlanta.....1:00  
 New England at Tampa Bay.....1:00  
 St. Louis at New York Giants.....1:00  
 San Diego at Oakland.....1:00  
 San Francisco at New Orleans.....1:00  
 Seattle at Philadelphia.....1:00  
**Washington at Dallas.....3:00**

**NFL POST-SEASON GAMES****SATURDAY, DECEMBER 18**

AFC &amp; NFC DIVISIONAL PLAYOFFS

**SUNDAY, DECEMBER 19**

AFC &amp; NFC DIVISIONAL PLAYOFFS

**SUNDAY, DECEMBER 26**

AFC CHAMPIONSHIP GAME

NFC CHAMPIONSHIP GAME

**SUNDAY, JANUARY 9**

SUPER BOWL XI AT PASADENA

**MONDAY NIGHT, JANUARY 17**

AFC-NFC PRO BOWL AT SEATTLE



# 1976 REGULAR SEASON SCHEDULE

(All times local)

## SUNDAY, SEPT. 12 (First Weekend)

Baltimore at New England	1:00
Denver at Cincinnati	1:00
Detroit at Chicago	1:00
Los Angeles at Atlanta	1:00
Minnesota at New Orleans	1:00
New York Giants at Washington	1:00
New York Jets at Cleveland	1:00
<b>Philadelphia at Dallas</b>	<b>1:00</b>
Pittsburgh at Oakland	1:00
St. Louis at Seattle	1:00
San Diego at Kansas City	1:00
San Francisco at Green Bay	1:00
Tampa Bay at Houston	1:00

## MONDAY, SEPT. 13

Miami at Buffalo	9:00
------------------	------

## SUNDAY, SEPT. 19 (Second Weekend)

Atlanta at Detroit	1:00
Chicago at San Francisco	1:00
Cincinnati at Baltimore	2:00
Cleveland at Pittsburgh	1:00
<b>Dallas at New Orleans</b>	<b>1:00</b>
Green Bay at St. Louis	1:00
Houston at Buffalo	1:00
Los Angeles at Minnesota	3:00
Miami at New England	1:00
New York Giants at Philadelphia	1:00
New York Jets at Denver	2:00
San Diego at Tampa Bay	1:00
Seattle at Washington	1:00

## MONDAY, SEPT. 20

Oakland at Kansas City	8:00
------------------------	------

## SUNDAY, SEPT. 26 (Third Weekend)

Atlanta at Chicago	1:00
<b>Baltimore at Dallas</b>	<b>3:00</b>
Buffalo at Tampa Bay	1:00
Cleveland at Denver	2:00
Green Bay at Cincinnati	1:00
Minnesota at Detroit	1:00
New England at Pittsburgh	1:00
New Orleans at Kansas City	1:00
New York Giants at Los Angeles	1:00
New York Jets at Miami	1:00
Oakland at Houston	1:00
St. Louis at San Diego	1:00
San Francisco at Seattle	1:00

## MONDAY, SEPT. 27

Washington at Philadelphia	9:00
----------------------------	------

## SUNDAY, OCT. 3 (Fourth Weekend)

Cincinnati at Cleveland	1:00
<b>Dallas at Seattle</b>	<b>1:00</b>
Detroit at Green Bay	1:00
Houston at New Orleans	1:00
Kansas City at Buffalo	1:00
Los Angeles at Miami	4:00
New York Giants at St. Louis	1:00
New York Jets at San Francisco	1:00
Oakland at New England	1:00
Philadelphia at Atlanta	1:00
San Diego at Denver	2:00
Tampa Bay at Baltimore	2:00
Washington at Chicago	1:00

## MONDAY, OCT. 4

Pittsburgh at Minnesota	8:00
-------------------------	------

## SUNDAY, OCT. 10 (Fifth Weekend)

Atlanta at New Orleans	1:00
Buffalo at New York Jets	1:00
Chicago at Minnesota	1:00
<b>Dallas at New York Giants</b>	<b>1:00</b>
Denver at Houston	1:00
Kansas City at Washington	1:00
Miami at Baltimore	4:00
New England at Detroit	1:00
Oakland at San Diego	1:00
Pittsburgh at Cleveland	1:00
St. Louis at Philadelphia	1:00
Seattle vs. Green Bay at Milw.	1:00
Tampa Bay at Cincinnati	1:00

## MONDAY, OCT. 11

San Francisco at Los Angeles	6:00
------------------------------	------

## SUNDAY, OCT. 17 (Sixth Weekend)

Baltimore at Buffalo	1:00
Chicago at Los Angeles	1:00
Cincinnati at Pittsburgh	1:00
Cleveland at Atlanta	1:00
<b>Dallas at St. Louis</b>	<b>3:00</b>
Detroit at Washington	1:00
Houston at San Diego	1:00
Kansas City at Miami	1:00
New Orleans at San Francisco	1:00
New York Giants at Minnesota	1:00
Oakland at Denver	2:00
Philadelphia at Green Bay	1:00
Seattle at Tampa Bay	1:00

## MONDAY, OCT. 18

New York Jets at New England	9:00
------------------------------	------

## SATURDAY, OCT. 23 (Seventh Weekend)

Atlanta at San Francisco	7:00
--------------------------	------

## SUNDAY, OCT. 24

Baltimore at New York Jets	1:00
<b>Chicago at Dallas</b>	<b>1:00</b>
Cincinnati at Houston	3:00
Denver at Kansas City	1:00
Detroit at Seattle	1:00
Green Bay at Oakland	1:00
Los Angeles at New Orleans	1:00
Miami at Tampa Bay	1:00
Minnesota at Philadelphia	1:00
New England at Buffalo	1:00
Pittsburgh at New York Giants	1:00
San Diego at Cleveland	1:00

## MONDAY, OCT. 25

St. Louis at Washington	9:00
-------------------------	------

## SUNDAY, OCT. 31 (Eighth Weekend)

Cleveland at Cincinnati	1:00
<b>Dallas at Washington</b>	<b>4:00</b>
Denver at Oakland	1:00
Green Bay at Detroit	1:00
Kansas City at Tampa Bay	1:00
Minnesota at Chicago	1:00
New England at Miami	1:00
New Orleans at Atlanta	1:00
New York Jets at Buffalo	1:00
Philadelphia at New York Giants	1:00
San Diego at Pittsburgh	1:00
San Francisco at St. Louis	1:00
Seattle at Los Angeles	1:00

(Continued on Inside Back Cover)