



82★COWBOYS

FINGERTIP INFORMATION

OFFICE ADDRESS — 6116 North Central Expressway • Dallas, Texas 75206

OFFICE TELEPHONE — 214/369-8000

HOME FIELD — Texas Stadium (Capacity: 65,101)

COLORS — Royal Blue, Metallic Blue and White

TICKET INFORMATION

Reserved Seats — \$15.00

COWBOYS TICKET OUTLETS

DALLAS — COWBOYS TICKET OFFICE, 6116 N. Central Expressway.

FORT WORTH — CENTRAL TICKET AGENCY.

INDEX

Attendance Records	165	NFL Data	
Big Days/Playoffs	147	Leaders, 1981	166
Big Days/Regular Season	137	Post Season, 1933-1981	148
Cheerleaders	162	Post Season, 1982	168
Coaches	5-14	Schedule, 1982	Back Cover
Cowboys Band	163	Standings, 1981	168
Directory	2	Opponents, 1982	94-101
Draft List (1961-82)	86-89	Players	
Halftime Activities	163	Biographies, Rookies	74-80
Highlight Film	140	Biographies, Veterans	16-73
Historical Highlights	155-160	Roster, All-Time	82-83
Honors	90	Roster, All-Time College	91
How Cowboys Were Built	92	Roster, 1982	Centerspread
Last Time	138	Preseason Results, All-Time	153
Largest Margin of Victory/Defeat	140	Radio	164
Longest Plays/Playoffs	147	Records/Playoff	142-146
Longest Plays/Regular Season	139	Records/Regular Season	120-135
Management	4	Results, All-Time	150
Miscellaneous Records, Playoffs	144	Results (1981 Game by Game)	102-108
Miscellaneous Records, Season	136	Road Itinerary	112
NFC Divisional Playoff	110	Schedule, 1982	1
NFC Championship Game	111	Statistical Leaders, All-Time	114-115
		Statistical Leaders, by Years	116-119
		Statistics, 1981	109

TELEPHONE NUMBERS

Atlanta(404) 588-1111	Houston ... (713) 797-9111	Oakland ... (415) 562-5900
Baltimore .. (301) 356-9600	Kansas City (816) 924-9300	Philadelphia (215) 463-2500
Buffalo (716) 648-1800	Los Angeles (714) 535-7267	Pittsburgh .(412) 323-1200
Chicago ... (312) 295-6600	Miami(305) 379-1851	St. Louis ... (314) 421-0777
Cincinnati ..(513) 621-3550	Minnesota .(612) 828-6500	San Diego .(714) 280-2111
Cleveland .. (216) 696-5555	New England (617) 543-7911	San Fran. ... (415) 365-3420
Denver (303) 623-8778	New Orleans (504) 587-3034	Seattle (206) 827-9777
Detroit (313) 335-4131	N.Y. Giants (201) 935-8111	Tampa Bay (813) 870-2700
Green Bay .(414) 494-2351	N.Y. Jets .. (212) 421-6600	Washington (703) 471-9100

ON THE COVER: Cowboys Coach Tom Landry, the third winningest coach in NFL history. Painting by Steve Harris.



More publications available at:

www.retroseasons.com/library/

1982 Schedule

PRESEASON GAMES		LOCAL TIME	DALLAS TIME
DATE	OPPONENT		
SAT., AUG. 14	BUFFALO BILLS	8:00 p.m.	
Sat., Aug. 21	at San Diego Chargers	6:00 p.m.	8:00 p.m.
SAT., AUG. 28	NEW ENGLAND PATRIOTS	8:00 p.m.	
SAT., SEPT. 4	HOUSTON OILERS	8:00 p.m.	

REGULAR SEASON GAMES		LOCAL TIME	DALLAS TIME
DATE	OPPONENT		
MON., SEPT. 13	PITTSBURGH STEELERS	8:00 p.m.	
Sun., Sept. 19	at St. Louis Cardinals	12:00 Noon	
Sun., Sept. 26	at Minnesota Vikings	12:00 Noon	
SUN., OCT. 3	NEW YORK GIANTS	3:00 p.m.	
SUN., OCT. 10	WASHINGTON REDSKINS	12:00 Noon	
Sun., Oct. 17	at Philadelphia Eagles	4:00 p.m.	3:00 p.m.
Sun., Oct. 24	at Cincinnati Bengals	9:00 p.m.	8:00 p.m.
Sun., Oct. 31	at New York Giants	4:00 p.m.	3:00 p.m.
SUN., NOV. 7	ST. LOUIS CARDINALS	12:00 Noon	
Sun., Nov. 14	at San Francisco 49ers	1:00 p.m.	3:00 p.m.
SUN., NOV. 21	TAMPA BAY BUCCANEERS	12:00 Noon	
THURS., NOV. 25	CLEVELAND BROWNS	3:00 p.m.	
Sun., Dec. 5	at Washington Redskins	4:00 p.m.	3:00 p.m.
Mon., Dec. 13	at Houston Oilers	8:00 p.m.	
SUN., DEC. 19	NEW ORLEANS SAINTS	3:00 p.m.	
SUN., DEC. 26	PHILADELPHIA EAGLES	3:00 p.m.	

1982 Training Camp Data

LOCATION

California Lutheran College
Conejo Hall
3270 Campus Drive South
Thousand Oaks, California 91360

DATES:

July 18 through August 27
After August 27, back home
in Dallas

REPORTING DATES:

Rookies report on Sun., July 18
Veterans report on Thurs., July 29

PHONE NUMBERS:

Tex Schramm ... 805/492-0247
Gil Brandt 805/492-0244
Joe Bailey 805/492-6651
Dan Werner 805/492-0292
Doug Todd 805/492-0245
Greg Aiello 805/492-0254
School Switchboard 805/492-2411
Telecopier Line .. 805/492-6191
TWX Line 910/336-1104

Note to Media: The "Dial-a-Cowboy" number is 214/487-1111. Dial that number any time of the day or night for a taped interview with a Dallas player or coach.




COWBOYS CLUB DIRECTORY

(Home Phone Numbers in Parentheses)

CLINT W. MURCHISON, JR.	Chairman of the Board
TEXAS E. SCHRAMM (363-6665)	President and General Manager
GIL BRANDT (369-6689)	Vice President - Personnel Development
DON WILSON (255-1722)	Vice President - Treasurer
JOE BAILEY (352-5619)	Vice President - Administration
DOUG TODD (231-4766)	Public Relations Director
DAN WERNER (369-8872)	Business Manager
GREG AIELLO (349-7967)	Assistant Public Relations Director
KAY LANG	Ticket Manager
DICK BESTWICK, PETE CORDELLI, BOB GRIFFIN, MIKE HAGEN, RON HILL, CHARLIE MACKEY, JOHN WOOTEN, WALT YOWARSKY	Scouts
DON COCHREN	Trainer
KEN LOCKER	Assistant Trainer
WILLIAM T. "BUCK" BUCHANAN	Equipment Manager
BOB FRIEDMAN	Director of Photography
DR. MARVIN P. KNIGHT	Team Physician
DR. JAMES PAT EVANS	Team Physician
SUZANNE MITCHELL	Cowboys Cheerleaders Director
JIM SKINNER	Entertainment Director
BILL LIVELY	Cowboys Band Director

COACHING STAFF

Head Coach: TOM LANDRY (22 seasons, 196-112-6 in regular season, 18-13 in playoffs). Assistant Coaches: JIM MYERS (Assistant Head Coach), ERMAL ALLEN, NEILL ARMSTRONG, AL LAVAN, ALAN LOWRY, JOHN MACKOVIC, DICK NOLAN, GENE STALLINGS, ERNIE STAUTNER, JERRY TUBBS, BOB WARD



DISMUKES

THE MANAGEMENT



MURCHISON



SCHRAMM



BRANDT

The same front office lineup that began with the Dallas Cowboys in 1960 has moved the club successfully into its third decade.

Under the direction of Chairman of the Board Clint W. Murchison Jr., President and General Manager Tex Schramm, Vice President for Personnel Development Gil Brandt and Coach Tom Landry, the Dallas Cowboys have developed into a model of consistency that is a reflection of the team's stability in the front office.

The Cowboys' management has steered the club through 16 straight winning seasons, 15 trips to the playoffs, five Super Bowl appearances and two world championships.

Schramm oversees the day-to-day operation of the Cowboys. In 1966 he was named president of the team, but also retained his position as general manager.

A journalism graduate of the University of Texas, Schramm joined the Los Angeles Rams as publicity director in 1947 after two years as a sports writer and sports editor at the Austin American-Statesman. In a 10-year career with the Rams he rose from publicity director, to assistant to the president, to general manager.

Schramm left the Rams in 1957 to join CBS as assistant director of sports. He put together the first network telecast of the Olympics, but following those Winter Games of 1960 in Squaw Valley, Calif., Schramm returned to pro football when he was hired by Clint Murchison to run the new Dallas NFL franchise.

In the spring of 1977 Schramm received an honorary degree (Doctor of Humane Letters) from California Lutheran College. After the Cowboys won the Super Bowl at the end of that season Schramm was named NFL Executive of the Year by the Sporting News, and in 1978 he received the Bert Bell Award for outstanding executive leadership in the NFL.

Brandt directs the Cowboys' scouting operation and supervises the signing of all players. A Milwaukee native and graduate of the University of Wisconsin, Brandt was a baby photographer and part-time scout for the Rams under Schramm when his flair for discovering talent led to his being hired by the Cowboys.

THE COACH



Tom Landry is the architect of one of the most unique success stories in National Football League history. While many coaches have developed great teams, which rise and fall like the tide, not many have crafted a sustained series of championship-caliber clubs the way Tom Landry has.

Landry's leadership has driven the Cowboys through the barriers that send most NFL clubs through cycles of ups and downs. By virtue of his vast football knowledge, attention to detail and overwhelming confidence in his system, Landry has kept the Cowboys strong for nearly two decades.

Starting as a 35-year-old rookie head coach with an expansion team in 1960, Landry suffered through five straight losing seasons before finishing 7-7 in 1965. The club's record through the first six years was a dismal 25-53-4.

But beginning with a 10-3-1 mark in 1966, the Cowboys' ledger reads 171-59-2, making Dallas the NFL's winningest team over the past 16 years. The Cowboys own more wins than any NFL team since 1960 (196-112-6 plus 18-13 in the playoffs) and since the 1970 NFL-AFL merger (129-47 plus 18-13 in the playoffs). The Cowboys also had the NFL's best record of the 1970s (105-39, 119-46 including playoffs).

Landry has directed the Cowboys through an NFL-record 16 straight winning seasons, including 15 trips to the playoffs for appearances in a league-record 31 playoff games. Landry's teams have won 12 division championships and five NFC Championships for a record five Super Bowl trips. The Cowboys have advanced to nine of 12 NFC Championship Games since the game was instituted in 1970. And the Cowboys won world championships with victories in Super Bowls VI and XII.

The dean of NFL coaches in his 23rd season, Landry ranked third on the list of all-time winningest NFL coaches with a 196-112-6 regular-season record after 1981. He trailed only George Halas (320 victories) and Curly Lambeau (231).

Recognized as one of football's greatest technical innovators, Lan-

dry believes the most important quality he must convey to his players is leadership.

"What they see in me, hopefully, is that I'm always in control of the situation," Landry says. "And they're confident it will work out the way it should. That's leadership in a strong way. Players look at the coach first. If he doesn't appear confident, or looks defeated, then all of a sudden they are defeated. That's the one thing I hope they see in me — that I am in control of the situation and I am confident things will work out."

What does Landry enjoy most from his work?

"Watching young players develop," he explains. "That's why you're in this business — to work with young players, see their enthusiasm, see them achieve and reach their potential. It gives you a good feeling."

Wrote former Cowboys quarterback Roger Staubach in his autobiography, "In composite I remember him as a towering figure. To me he was, is and always will be special — a man apart from other men. What made him so, beyond his brilliant technical grasp of football, were two bedrock Landry characteristics: enormous self-discipline and consistency. Landry is the rock against which we all lean, often without realizing it, at some point during our careers."

* * *

Thomas Wade Landry was born in Mission, Texas, on Sept. 11, 1924. He was an All-Regional fullback at Mission High School before enrolling at the University of Texas. Following one semester he joined the Air Corps and flew 30 B-17 missions with the Eighth Air Force in World War II.

In November 1945 he was discharged as a first lieutenant and returned to Texas where he became a star fullback and defensive back, earning All-Southwest Conference honors as a junior and co-captaining the Longhorns as a senior. With Landry's help Texas beat Alabama in the 1948 Sugar Bowl and Georgia in the 1949 Orange Bowl.

Landry played for the New York Yankees of the All-America Conference in 1949 before joining the NFL's New York Giants the next year. He was a mainstay in the Giants' defensive secondary through 1955, the last two years as a player-coach. He earned All-Pro honors in 1954.

Retiring as a player following the 1955 season, Tom was the Giants' defensive coach through 1959. Giants Head Coach Jim Lee Howell called him "the best defensive coach in the business."

Coach Landry and wife Alicia, whom he met at Texas, have three children — Tom, Jr., an attorney and oilman; Kitty and Lisa. Kitty presented Tom with his first grandchild — Ryan Edward Phillips — on June 26, 1980.

Landry is an inspirational leader for many outside football because of his principles and achievements. Tom devotes much of his spare time to the Fellowship of Christian Athletes and serves on the Board of Trustees of the National FCA.

In 1981 the NFL Alumni Association presented Landry with its highest honor, the Order of the Leather Helmet, for distinguished service to football. Also last year he was named the man of the year by Football News.

Tom received the 1980 Vince Lombardi Dedication Award from the Wisconsin Chapter of the Pro Football Writers Association. Also in

1980, California Lutheran College, site of the Cowboys' training camp, established the Landry Medal, which is awarded annually to a person who has distinguished himself in his chosen profession and serves as an inspiration to American youth.

Landry earned a degree in business at Texas and one in industrial engineering from the University of Houston. He holds honorary degrees from California Lutheran College (Doctor of Humane Letters), John Brown University (Doctor of Humanities), Southwest Baptist College (Doctor of Laws) and Indiana Central University (Doctor of Laws). In 1978 he was inducted into the Texas Sports Hall of Fame.

THE LANDRY YEARS

YEAR	W	L	T	YEAR	W	L	T
1960	0	11	1	*1972	10	4	0
1961	4	9	1	*1973	10	4	0
1962	5	8	1	1974	8	6	0
1963	4	10	0	*1975	10	4	0
1964	5	8	1	*1976	11	3	0
1965	7	7	0	*1977	12	2	0
*1966	10	3	1	*1978	12	4	0
*1967	9	5	0	*1979	11	5	0
*1968	12	2	0	*1980	12	4	0
*1969	11	2	1	*1981	12	4	0
*1970	10	4	0	TOTALS	196	112	6
*1971	11	3	0				

*Qualified for Playoffs (Won Super Bowl VI on Jan. 16, 1972; won Super Bowl XII on Jan. 15, 1978). Landry is 18-13 in playoff games.

NFL'S TOP 10 WINNINGEST COACHES*

COACH, TEAMS	W	L	T
1. GEORGE HALAS (40 years) Chicago Bears ('20-'29, '33-'42, '46-'55, '58-'67)	320	147	30
2. CURLY LAMBEAU (33 years) Green Bay ('21-'49), Chi. Cards ('50-'51), Wash. ('52-'53)	231	133	23
3.**TOM LANDRY (22 years) Dallas Cowboys ('60-'81)	196	112	6
4.**DDN SHULA (19 years) Baltimore ('63-'69), Miami ('70-'81)	194	74	6
5. PAUL BROWN (21 years) Cleveland ('50-'62), Cincinnati ('68-'75)	166	100	6
6. STEVE OWEN (23 years) New York Giants ('31-'53)	151	100	17
7.**BUD GRANT (15 years) Minnesota ('67-'81)	138	75	5
8. HANK STRAM (17 years) Dallas Texans (60-'62), Kansas City ('63-'74), New Orleans ('76-'77)	131	97	10
9. WEBB EWANK (20 years) Baltimore ('54-'62), New York Jets ('63-'73)	130	129	7
10. SID GILLMAN (18 years) Los Angeles ('55-'59), San Diego ('60-'69), Houston ('73-'74)	122	99	7

*Regular season

**Active in 1981

THE COACHING STAFF



Jim Myers
Assistant Head Coach • Offensive Line

Under the guidance of Jim Myers, the Cowboys' offensive line consistently ranks as one of the best in the NFL. Myers has developed All-Pro and Pro Bowl players Ralph Neely, John Niland, Rayfield Wright, Blaine Nye and current stars Herbert Scott and Pat Donovan.

One of Myers' specialties is converting college defensive linemen into top offensive linemen, including Nye, Donovan, John Fitzgerald and Kurt Petersen.

Myers joined the Cowboys in 1962 following head coaching stints at Iowa State and Texas A&M. In 1977 Tom Landry turned over some of his duties to his long-time aide, naming Jim to the newly created post of assistant head coach. Myers has the longest tenure on the Cowboys' assistant coaching staff, 21 years.

A native of Madison, W. Va. (11/12/21), Myers was an outstanding lineman at the University of Tennessee in 1941-42 and at Duke in the Marine Corps V-12 program in 1943.

Prior to becoming a head coach, Myers served as an assistant at Wofford College, Vanderbilt and UCLA. In 1978 he received the Distinguished American Award from the East Tennessee Chapter of the National Football Foundation and Hall of Fame.

Jim serves on the Board of Directors of the Dallas chapters of the Boys Clubs of America, Fellowship of Christian Athletes and Southwest Allied Youth.

Jim and wife Carolyn have three daughters — Susan, Kathy and Carol — and seven grandchildren.



Ermal Allen **Research and Development**



Recognized as one of the foremost authorities on the NFL, Ermal Allen, in his 21st season with the Cowboys, is in charge of studying and evaluating all players and teams in the league. His reports provide the basis for the formulation of the Cowboys' weekly game plans.

Allen coached the Cowboys' offensive backfield from 1962-69 following 14 years as an assistant coach at his alma mater, the University of Kentucky. Ermal served under Paul "Bear" Bryant from 1948-53 and under Blanton Collier from 1954-61.

Ermal was a quarterback at Kentucky from 1939-41. He also was a member of the Fort Benning and Army all-star football teams during World War II and he played one season at defensive back with the Cleveland Browns in the All-America Conference in 1947.

Ermal, who was born Christmas Day, 1920, in Kylesford, Tenn., is a scratch golfer who twice won the Kentucky Amateur championship, beating Bobby Nichols in 1955 and Frank Beard in 1958.

Ermal and wife Allie have three children — Ken, Ann and Amy — and seven grandchildren.

Neill Armstrong **Research and Development**



Neill Armstrong brings 27 years of coaching experience, including 10 years as a head coach, to the Cowboys' Research and Development Department, where he works with Ermal Allen in scouting all teams and players in the NFL.

Armstrong joined the Cowboys this year after four seasons as head coach of the Chicago Bears, where he compiled a 30-34 record. Neill directed the Bears to the playoffs in 1979 with a 10-6 finish. Before joining the Bears, he was an assistant coach with the Minnesota Vikings for nine years, seven as defensive coordinator.

Armstrong led the Edmonton Eskimos to the Canadian Football League playoffs three times during his six-year reign as head coach from 1964-69. Neill began his professional coaching career as an assistant with the Houston Oilers in 1962-63 following seven years (1955-61) as an assistant at his alma mater, Oklahoma State.

A native of Tishomingo, Okla. (3/9/26), Armstrong was an All-America receiver at Oklahoma State (then Oklahoma A&M) from 1943-46. He was the Philadelphia Eagles' No. 1 draft choice in 1947. He played for two NFL championship teams in five seasons (1947-51) with the Eagles. He played for the Winnipeg Blue Bombers in 1951-53-54.

Neill and wife Jane have three children — Neill Jr., David and Gail — and two grandchildren.



Al Lavan Running Backs

Following eight years of coaching experience in the college and pro ranks, Al Lavan became running backs coach of the Cowboys in 1980. Last season the Cowboys were the NFL's second-best rushing team, including Tony Dorsett's team-record 1,646 yards.

Lavan coached running backs at Stanford in 1979 after two years at Georgia Tech handling receivers and running backs. He directed defensive backs and special teams for the Atlanta Falcons in 1975 and '76.

Lavan began his coaching career in 1972 as receivers coach at his alma mater, Colorado State. He moved to Louisville to coach defensive backs in 1973 before being named receivers coach at Iowa State in 1974. The next season he returned to the Falcons as a coach.

A native of Pierce, Fla. (9/13/46), Lavan was a defensive back and place kicker at Colorado State and was drafted in the eighth round by Philadelphia in 1968. He played defensive back for the Eagles in 1968, then for Atlanta in 1969 and '70.

Al and wife Bessie have three children — Travis, Douglas and Maeleeke.



Alan Lowry Special Teams

The newest member of Tom Landry's staff is Alan Lowry, who was named special teams coach this year after five seasons as defensive backfield coach at his alma mater, the University of Texas.

Lowry is one of the few players in Southwest Conference history to earn All-Conference honors both as an offensive and defensive star. He was a defensive back at Texas in 1970 and '71 when the Longhorns won a national and two conference championships. Lowry was All-SWC in 1971.

In 1972 Lowry was switched to quarterback and earned conference honors again in leading Texas to a 10-2 season, including a come-from-behind victory over Alabama in the Cotton Bowl.

After receiving his degree in physical education, Lowry served as an assistant coach at Virginia Tech in 1974. He joined the Wyoming staff under Fred Akers in 1975, but resigned that post in the summer of 1976.

Lowry worked for the Cowboys' scouting department in the fall of 1976 before joining Akers' staff at Texas in December 1976.

Lowry is a native of Irving, Texas (11/21/50). His wife's name is Donna.

John Mackovic Quarterbacks



With the departure this year of Coach Mike Ditka to the Chicago Bears, Tom Landry has turned over added responsibility in the Cowboys' passing attack to quarterbacks coach John Mackovic.

Mackovic left the head coaching post at Wake Forest University to join the Cowboys in 1981. John was named Coach of the Year by the Sporting News, Walter Camp Football Foundation and Atlantic Coast Conference in 1979 after directing Wake Forest to a surprising 8-3 record, a spot in the national rankings for the first time in the school's history and an invitation to the Tangerine Bowl. Mackovic coached the Deacons for three seasons (1978-80) and was known for his wide-open, multiple offensive attack.

Prior to Wake Forest, Mackovic served as an assistant coach at Army, San Jose State, Arizona and Purdue. He was offensive coordinator at Arizona and Purdue.

A native of Barberton, Ohio (10/1/43), Mackovic was an Academic All-ACC selection as a quarterback at Wake Forest in 1964.

John and wife Arlene have two children — Aimee and John III.

Dick Nolan Receivers



Veteran NFL coach Dick Nolan rejoined the Cowboys' staff and old friend Tom Landry this year as receivers coach.

Nolan was a player-coach for the Cowboys in 1962 and the team's defensive coach from 1963-67. Nolan and Landry were defensive back teammates with the New York Giants in 1954 and '55 when Tom was a player-coach. Nolan also played under Landry in 1956, '57 and '59 when Tom was New York's full-time defensive coach. Nolan played for the Chicago Cardinals in 1958 before returning to the Giants for the next three seasons.

Nolan left the Cowboys to become head coach of the San Francisco 49ers from 1968-75. His teams won the NFC West championship in 1970, '71 and '72. He was NFC coach of the year in 1970.

Nolan joined New Orleans as linebackers coach in 1977 and was head coach of the Saints from 1978-80. Dick was the defensive coordinator of the Houston Oilers in 1981.

Born in Pittsburgh, Pa., and raised in White Plains, N.Y., Nolan was a two-way star football player at the University of Maryland from 1951-53. He played offensive and defensive halfback on Maryland's 1953 national championship team.

Dick and wife Ann have six children — Richard Jr., Nancy, Michael, Kelly, Lisa and Jimmy.



Gene Stallings

Defensive Backfield

Working with two free agent rookies, a safety-turned-cornerback and a hobbled 11-year veteran, Gene Stallings performed a masterful coaching job in 1981, turning the Cowboys' defensive secondary from a suspected weakness into a strength. Last year the Cowboys led the NFL with a team-record 37 interceptions and were the most effective pass defense in the league, based on the quarterback rating formula against the Cowboys.

Stallings joined the Cowboys in 1972 following seven years (1965-71) as head coach of his alma mater, Texas A&M. He has presided over the development of two All-Pro safeties, Cliff Harris and Charlie Waters, and Pro Bowl cornerback Everson Walls. The Cowboys intercepted 64 passes the past two seasons, more than any other NFL team.

Gene was an All-Southwest Conference receiver at A&M under Bear Bryant and a tri-captain on Bryant's undefeated 1956 Aggie team. Stallings served one year as a student-assistant coach at A&M before moving with Bryant to Alabama as an assistant. He remained there until returning to A&M as head coach in 1965.

Gene, a native of Paris, Texas (3/2/35), and wife Ruth Ann have five children — Anna Lee, Laurie, John Mark, Jacklyn and Martha Kate.



Ernie Stautner

Defensive Coordinator • Defensive Line

Under the direction of Pro Football Hall of Famer Ernie Stautner, the Cowboys consistently field excellent defenses and All-Pro defensive linemen like Bob Lilly, George Andrie, Harvey Martin, Randy White, Ed Jones and John Dutton.

The Cowboys' famed "Doomsday Defense" began to emerge shortly after Stautner's arrival as defensive line coach in 1966. Ernie also helped fashion "Doomsday II," which carried Dallas to its second Super Bowl title in 1977.

Ernie was an All-Pro defensive end and tackle with the Pittsburgh Steelers where he played for 15 years (1951-65) despite being relatively small at 6-0, 235 pounds. A veteran of nine Pro Bowls, he was elected to the Pro Football Hall of Fame in 1969, his first year of eligibility.

Ernie was born in Cham, Bavaria (4/20/27), but grew up in Albany, N.Y. Following a World War II Marine Corps hitch (1943-46), he enrolled at Boston College where he developed into a two-way star lineman.

Ernie's wife's name is Pat. He has three children — Joe, Terri and Carol.

Jerry Tubbs Linebackers



Jerry Tubbs, the only original Cowboys player still with the organization, came to the Cowboys in the 1960 expansion draft from the San Francisco 49ers.

Jerry was the Cowboys' first starting middle linebacker and he's one of only three in club history. As a coach he helped develop his two successors at the critical middle linebacker spot, Lee Roy Jordan and Bob Breunig.

Tubbs played with the Cowboys for eight seasons (1961-67), serving as player-coach the last two. He was the Cowboys' first All-Pro and Pro-Bowl linebacker (1962) who was known as one of the most aggressive players in the game.

Jerry has coached four Pro Bowl linebackers in Dallas — Jordan, Breunig, Chuck Howley and Thomas Henderson.

Born in Breckenridge, Texas (1/23/35), Jerry was an All-America center-linebacker for Bud Wilkinson's unbeaten Oklahoma teams from 1954-56. Tubbs was the Walter Camp Award winner in 1956 as the nation's outstanding player.

He was drafted No. 1 by the Chicago Cardinals in 1957 and also played for the 49ers before coming to Dallas.

Jerry and wife Marlene have two children — Alan and Kayla.

Bob Ward Conditioning



Dr. Bob Ward has Cowboys players enthusiastically participating in his innovative conditioning programs, which include running, weightlifting, flexibility training and diet.

Ward directs the Cowboys' voluntary offseason conditioning program, working with computer print-outs to devise individual programs for each player. Bob also supplies each player with an individual weightlifting program during the season.

Ward was track coach for 11 years at Fullerton College in California before joining the Cowboys in 1975.

A graduate of Whitworth College in Spokane, Wash., Ward received his master's degree in physical education from the University of Washington and his doctorate from Indiana University. He also has been trained extensively in the martial arts and has taught Cowboys players various martial arts techniques that can be used in football.

A native of Huntington Park, Calif. (7/4/33), Bob and wife Joyce have two children — Shannon and Erin.



COCHREN AND LOCKER

DON COCHREN, Trainer

Don Cochren came to the Cowboys in 1965 after experience in college, military and Canadian Football League training.

A graduate of Purdue, Cochren earned his physical therapy certificate at Pennsylvania. He was trainer at Case Institute, now Case-Western Reserve, in Cleveland for two years, with the Toronto Argonauts of the CFL for four years, and he spent a year at the University of New Hampshire before coming to Dallas. He also served as a physical therapy officer in the Air Force for two years.

Cochren was one of 28 trainers selected from colleges and professional ranks to serve the United States team at the 1980 Winter Olympics in Lake Placid, N.Y.

A native of Princeton, Ind. (2/6/32), Don and wife Jan have four children — Jeff, Scott, Wendy and Chris.

KEN LOCKER, Assistant Trainer

Following four years as assistant trainer and interim head trainer at North Texas State, Ken Locker came to the Cowboys in 1973 as assistant trainer.

Locker received his master's degree in physical education from Texas Woman's University. He served two years as trainer for World Championship Tennis, making the men's tour in 1975 and '76. Last winter Ken was trainer for NBC's "Survival of the Fittest" competition in New Zealand. Ken is group coordinator for the Dallas Blood Center.

Ken is a native of Seminole, Texas (7/23/51). He and wife Pam live in Roanoke, Texas.

BUCK BUCHANAN, Equipment Manager

William T. "Buck" Buchanan joined the Cowboys in 1973 after supervising athletic programs in the Air Force for 20 years.


SMSGt. Buchanan was a non-commissioned officer in charge of Athletics and Programs at the U.S. Air Force Academy Prep School in Colorado Springs for four years. He was awarded the Bronze Star for his performance during a 1968-69 tour of duty in Thailand.

Buck was born in Ballinger, Texas (5/24/33). He and wife Geraldine have two children — Bucky and Julie.



BUCHANAN

THE PLAYERS



DENNIS THURMAN



Benny Barnes ★ 31

SAFETY • **STANFORD** • **11th YEAR**
HT: 6-1 • **WT: 203** • **BORN: 3/3/51** • **FA FOR '72**

PRO: After a decade's wait, valuable Benny Barnes has returned to the position he has always wanted to play. A safety in college, Barnes has played cornerback most of his career, first as a backup and for almost five years, 1976-80, as a starter. Now, with the arrival of young talent at cornerback plus the retirement of Charlie Waters, Barnes is a fulltime safety. He entered training camp as the leading candidate to replace Waters as the starting strong safety. In 1981, as a third-down specialist and backup safety, Benny contributed his second career touchdown, a 72-yard fumble return at San Francisco (10/11). A free agent find after being overlooked in the draft, Barnes spent his first four seasons as a backup corner before winning a starting job in 1976. Benny still is a top special teams performer, particularly on punt coverage, and in 1977 he won the Cowboys' special teams player of the year award with Jay Saldi. His strong suit is his man-to-man coverage. "He reads cuts as well as anybody," defensive backfield coach Gene Stallings says. "He can anticipate a man's moves. He's the kind of player who's always thinking, always a step ahead of the other fellow." The burden of Benny's fine career has been an injured right foot, which has required surgery three times — after he broke it in '74 (12/7 against Cleveland), after the '77 season to eliminate bone spurs and after the '79 season to fuse a joint. He was sidelined for the first five games of the '80 season by an emergency appendectomy, performed in Washington the morning

(Continued on next page)

BARNES' COWBOYS TOTALS

Year	Receiving			
	No.	Yds.	Avg.	Long TD
1974	1	37	37.0	37 0
1976	1	43	43.0	43 0
TOTALS	2	80	40.0	43 0

Opponents' Fumbles Recovered

Year	No.	Yds.	Avg.	Long	TD
1974	1	0	0.0	0	0
1978	2	14	7.0	14	0
1979	2	33	16.5	33	1
1981	2	72	36.0	72	1
TOTALS	7	119	17.0	72	2

Pass Interceptions

Year	No.	Yds.	Avg.	Long	TD
1973	1	1	1.0	1	0
1976	1	23	23.0	23	0
1978	5	72	14.4	38	0
1979	2	20	10.0	11	0
1980	1	30	30.0	30	0
1981	1	24	24.0	24	0
TOTALS	11	170	15.5	38	0

SINGLE-GAME CAREER HIGHS

Regular Season

Interceptions — 2 (9/10/78 vs. Giants)
 Yards Interceptions — 38 (9/10/78 vs. Giants)
 Long Interception — 38 (9/10/78 vs. Giants)

Playoffs

Interceptions — 2 (12/19/76 vs. Los Angeles)
 Yards Int. — 0

BARNES, Cont.

of the season opener (9/8). Despite the sore foot, Barnes led the Cowboys in interceptions in '78 and enjoyed an outstanding '79 season, sharing the team lead in interceptions and fumble recoveries. One of the fumble recoveries resulted in Barnes' first NFL touchdown, a 33-yard return for what turned out to be the winning score at Minnesota (10/7). Benny shares the NFL record for most safeties in a season with two ('73). GAMES: 1972 (14), 1973 (14), 1974 (13), 1975 (14), 1976 (14), 1977 (14), 1978 (14), 1979 (15), 1980 (11), 1981 (16). Total — 139.

COLLEGE: Barnes was an All-Pacific Coast free safety in 1971 after intercepting seven passes, including three in a game against Washington. He started 24 consecutive games for Stanford and played on two Rose Bowl winners.

PERSONAL: A native of Lufkin, Texas, Benny Jewell Barnes and wife Joyce have three sons — David (1/20/72), Damon (8/8/74) and Deon (4/23/78). Benny is treasurer of Imperial Investors in partnership with Butch Johnson, Ed Jones and Preston Pearson. Joyce Barnes and Nancy Newhouse are co-owners of "In-Look Hair Designs," a beauty shop in Dallas.

Larry Bethea ★ 76

DEFENSIVE TACKLE • MICHIGAN STATE • 5th YEAR
HT: 6-5 • WT: 249 • BORN: 7/21/56 • D-1 FOR '78

PRO: With the Cowboys' starting defensive linemen each sporting All-Pro credentials, Larry Bethea's role has been to provide quality depth. During the steamy early games of September last season he spelled left tackle John Dutton on passing downs. Larry got both his quarterback traps last season in the home opener against St. Louis (9/13). Bethea played most of the Detroit game (11/15) when Dutton was hobbled by a bruised thigh. When Dutton's thigh flared up again, preventing him from playing in the NFC Championship Game (1/10), Bethea held his own in his first start since 1979. There's never been much question about Bethea's physical attributes. The 28th player selected in the 1978 draft, Bethea is big, strong, fast and intelligent. "It's our philosophy to try and draft a player who has a chance to be great," Gil Brandt says. "Nobody can tell me Bethea couldn't be as good as anybody in the league. Sometimes it just takes longer for these big guys to develop." Larry spent his first two seasons trying to settle into one position. As a rookie he filled in at right end on short-yardage plays when Harvey Martin was having leg problems. The biggest play of his career came in the '78 NFC title game when he was credited with stopping Rams runner Jim Jodat on a fourth-and-one at the Dallas 14 to preserve a 7-0 Cowboys lead in the third quarter. After preparing to fight for the left tackle spot vacated by Jethro Pugh's retirement,



BETHEA, Cont.

Bethea opened '79 training camp as the starting left defensive end in the wake of Ed Jones' unexpected departure for boxing. Inexperience proved Larry's undoing, however, and he was moved back to a reserve tackle role. He started two games at right tackle late in the season when Randy White was hobbled by a sore foot, meaning Larry has played all four line positions in addition to his special teams work. Bethea's career season highs in tackles is 28 and in sacks is four. Both came in '79. GAMES: 1978 (16), 1979 (16), 1980 (11), 1981 (16). Total — 59.

COLLEGE: In 1977 Bethea became the first lineman since Illinois' Dick Butkus in 1963 to be named Big Ten most valuable player. Larry was voted to three All-America teams, twice made All-Big Ten and was voted the Spartans' MVP his senior year. He lettered four years, playing tight end as a freshman.

PERSONAL: Larry Bethea (beh-THAY-uh) has a degree in urban development and has worked for the Dallas Black Chamber of Commerce. He also enjoys working with handicapped children. Larry and wife Gloria are from Newport News, Va.



Bob Breunig ★ 53

LINEBACKER • ARIZONA STATE • 8th YEAR
HT: 6-2 • WT: 223 • BORN: 7/4/53 • D-3 FOR '75

PRO: Bob Breunig is only the third starting middle linebacker in Cowboys history. Like his predecessors, Lee Roy Jordan and Jerry Tubbs, Breunig has been honored by selection to the Pro Bowl.

In 1977 Bob succeeded Jordan, who had taken over for Tubbs in 1966. Breunig was converted from strongside linebacker to the middle following Jordan's retirement. Tom Landry called Breunig's transition "remarkable" and one of the reasons we were able to win our second Super Bowl." Breunig led the team in tackles in each of the past five seasons, with 130 in '77, 135 in '78, a club-record 167 in '79, 129 in '80 and 114 in '81. A defensive co-captain the past two years, Breunig was voted by his peers to the NFC Pro Bowl squad in 1979 and '80. He was the NFC's starting middle linebacker in 1980. "Bob's biggest contribution is his leadership," says linebackers coach Tubbs. "He handles so many audibles when we have to make changes in the defense. And you seldom catch him out of position. He does a great job getting prepared every week. He's steady and that's what we're looking for out of that position." Breunig relays defensive signals from defensive coordinator Ernie Stautner, but Bob's also responsible for calling audibles. Breunig's top game came in 1980 against the Giants (10/5) when he had 14 tackles, a quarterback trap and an interception to earn the Oak Farms Cowboys MVP award. Bob has not missed a game

BREUNIG, Cont.

since his rookie year. He started 92 straight games from 1976-81. GAMES: 1975 (10), 1976 (14), 1977 (14), 1978 (16), 1979 (16), 1980 (16), 1981 (16). Total — 102.

COLLEGE: Breunig capped an outstanding career at Arizona State by earning All-America honors in 1974 after leading the Sun Devils in tackles and fumble recoveries. A three-time All-Western Athletic Conference selection, he recovered 10 fumbles and intercepted six passes in his career.

PERSONAL: Robert Paul Breunig (BREW-nig) is active in numerous Christian and civic organizations, including the Fellowship of Christian Athletes, Professional Athletes Outreach and the Happy Hill Children's Home in Glen Rose, Texas. Bob's wife Mary is the creator and editor of the Cowboys' Wives' Family Fitness Guide and Nutritional Cookbook, proceeds of which go to Happy Hill. A Phoenix native, Bob works for the Holloway-Staubach real estate company in Dallas in the offseason. During the season he has a daily radio show on KRLD in Dallas. He and Mary have two sons, Robert Jr. (11/11/78) and Barton (12/17/80).

BREUNIG'S COWBOYS TOTALS

Receiving					Kickoff Returns						
Year	No.	Yds.	Avg.	Long	TD	Year	No.	Yds.	Avg.	Long	TD
1975	1	21	21.0	21	0	1975	2	13	6.5	7	0

Pass Interceptions					Opponents' Fumble Recoveries						
Year	No.	Yds.	Avg.	Long	TD	Year	No.	Yds.	Avg.	Long	TD
1977	1	15	15.0	15	0	1975	1	0	0.0	0	0
1978	1	2	2.0	2	0	1976	3	0	0.0	0	0
1980	3	34	11.3	15	0	1977	1	0	0.0	0	0
1981	2	8	4.0	8	0	1978	1	0	0.0	0	0
TOTALS	7	59	8.4	15	0	1980	1	0	0.0	0	0
						TOTALS	7	0	0.0	0	0





Guy Brown ★ 59

LINEBACKER • **HOUSTON** • **6th YEAR**
HT: 6-4 • **WT: 228** • **BORN: 6/1/55** • **D-4 FOR '77**

PRO: The nature of the game demands that a successful football team be well stocked with quality reserves, people who can take over and play well when a front-line player is injured. Guy Brown has filled that role especially well the past two seasons for the Cowboys. Now, with the retirement of D.D. Lewis, Guy has his best chance yet to win a starting job. Brown started two playoff games in 1980 at strongside linebacker after Mike Hegman dislocated an elbow in the NFC Wild Card Game. When Hegman fractured his arm in the 1981 opener, Brown started the next six games. In both situations, linebackers coach Jerry Tubbs said, "Guy came through with flying colors." The team's tallest and, along with Anthony Dickerson, fastest (4.6 in 40) linebacker, Brown has been plagued by injuries that have prevented him from challenging for a starting job. "He stayed healthy last year in training camp and performed better than he ever has," Tubbs said. "I think he got the confidence he needed. What Guy Brown did was make up his mind to play." Lewis' retirement elevated Brown to starting weakside linebacker entering training camp this season. "Guy brings experience, size and good physical reaction," Tom Landry says. "He could very easily be a starting linebacker. He has all the physical qualities." His first career interception was a one-hander at the end of the New England game last year (9/21). **GAMES:** 1977 (14), 1978 (15), 1979 (15), 1980 (16), 1981 (16). **Total — 76.**

COLLEGE: Brown earned All-Southwest Conference honors in his senior year as a "stand-up" defensive end. Injuries also hampered Guy at Houston where he began as a tight end.

PERSONAL: Guy Brown III is the oldest son in a family of 10 children from Palestine, Texas, which held Guy Brown Recognition Day in 1981. Guy Brown Associates, his newly formed business, markets Halon, a fire extinguisher, among other projects. Guy also has worked in the advertising business. He is active in the Fellowship of Christian Athletes, Sports World Ministries and the Special Olympics for the handicapped. Guy and wife Jacqueline have two daughters — Christa (7/30/79) and Tiffany (1/31/81).

BROWN'S COWBOYS TOTALS

Pass Interceptions

Year	No.	Yds.	Avg.	Long TD
1981	1	28	28.0	28 0

Glenn Carano ★ 18

QUARTERBACK • NEVADA-LAS VEGAS • 6th YEAR
 HT: 6-3 • WT: 198 • BORN: 11/18/55 • D-2 FOR '77



PRO: Tom Landry has said many times the past few years he doesn't know of any team that has better quarterback depth than the Cowboys. Late last season Glenn Carano supplied ample proof. When Danny White suffered a rib injury late in the first half of the Thanksgiving Day game against Chicago (11/26), Carano received his first chance to play in a pressure situation. The Cowboys' No. 2 quarterback responded by leading the team from a 9-3 deficit to a 10-9 victory. Glenn completed 6-of-15 passes for 131 yards, including a 55-yard fourth-quarter completion to Tony Hill which gave Dallas the field position for its winning touchdown drive. In his first start the next week at Baltimore (12/6) Carano went all the way in a 37-13 victory, completing 7-of-18 passes in a swirling wind for 59 yards, including a two-yard TD to Ron Springs. "Glenn showed a lot of promise in those two games," Landry said. "He made improvements. He always had an excellent arm and a good grasp of what's going on. He has the type of ability that will make him a starter someday." Every year in preseason games Carano has shown he can move the offense. His best preseason was in 1980 when he completed 15-of-27 for 209 yards and three TDs. Last year he was 17-of-38 for 248 yards and two touchdowns. In '78 he completed all eight of his preseason passes for 89 yards and a touchdown. Carano's first regular-season completion was a 12-yard touchdown pass to Billy Joe DuPree on Thanksgiving Day 1980 (11/27) against Seattle. The third quarterback taken in the '77 draft after Steve Pisarkiewicz (St. Louis) and Tommy Kramer (Minnesota), Carano was chosen by Dallas in the second round with a choice from Seattle for wide receiver Duke Ferguson. GAMES: 1978 (2), 1979 (3), 1980 (3), 1981 (5). Total — 13.

COLLEGE: Carano set every school career passing record in four years as a starter at Nevada-Las Vegas, the first three under Ron Meyer, now head coach of the New England Patriots. Glenn completed

(Continued on next page)

CARANO'S COWBOYS TOTALS

Rushing

Year	Att.	Yds.	Avg.	Long	TD
1980	4	6	1.5	5	0
1981	8	9	1.1	11	0
TOTALS	12	15	1.25	11	0

Passing

Year	Att.	Comp.	Yds.	Pct.	Int.	Avg. Gn.	Lg.	TD	Tkld.	Rating
1980	12	5	69	41.7	0	5.75	25	2	1/0	100.4
1981	45	16	235	35.5	1	5.22	55	1	1/1	51.7
TOTALS	57	21	304	36.8	1	5.33	55	3	2/1	65.2

CARANO, Cont.

337-of-636 passes for 5,096 yards and 37 touchdowns. He also rushed for 19 TDs.

PERSONAL: Glenn Thomas Carano (ka-RAH-no) was born in San Pedro, Calif., near Los Angeles, and raised in Reno, Nev. His Pop Warner football coach was former Cowboys quarterback Eddie LeBaron, now general manager of the Atlanta Falcons. Glenn's twin brother Gene was his top receiver his senior year in college. In the offseason Glenn works in the investment properties division of Henry S. Miller Real Estate Co. in Dallas. Glenn and wife Dana, also a realtor, have two daughters — Kasey Lynn (9/6/80) and Gina Joy (4/16/82).



Dexter Clinkscale ★ 47

SAFETY • **SOUTH CAROLINA STATE** • **2nd YEAR**
HT: 5-11 • **WT: 189** • **BORN: 4/13/58** • **FA FOR '80**

PRO: A strained Achilles tendon wiped out Dexter Clinkscale's 1981 season, which he spent on the injured reserve list. It was a major disappointment not only for Clinkscale, but also for the Cowboys, who hold great expectations for this free agent find. "We had a lot of hope for Dexter at strong safety until he developed the ankle problem in camp," Tom Landry says. "He has about as much potential as anybody in the defensive secondary. He has great instincts, a great feel for things back there." With the retirement of veteran strong safety Charlie Waters, Clinkscale entered training camp this season hoping to challenge Benny Barnes for the job. Clinkscale played regularly his rookie year on passing downs, helping fill the void at safety left by Cliff Harris' retirement and an injury to Randy Hughes. Dexter contributed two quarterback traps, nine pass breakups and a fumble recovery. He intercepted a pass against Los Angeles in the playoffs (12/28). Soft-spoken Dexter didn't give much thought to playing pro football while in college. He says he signed with the Cowboys because it was his favorite team. **GAMES:** 1980 (16), 1981 (inj.).

COLLEGE: Clinkscale was a 1979 first-team Black College All-America and a three-time All-Mid-Eastern Athletic Conference pick at South Carolina State. He also was chosen for the 1980 Black College All-Star Game. Dexter played both free and strong safety.

PERSONAL: A native of Greenville, S.C., Frederick Dexter Clinkscale has three brothers who also received college football scholarships. Dexter has a degree in business administration. Last offseason he made radio and TV public service announcements for the Greenville County schools on the importance of education. He also spoke at a number of schools on education.

Jim Cooper ★ 61

TACKLE • **TEMPLE** • **6th YEAR**
HT: 6-5 • **WT: 263** • **BORN: 9/28/55** • **D-6 FOR '77**



PRO: You can't ask for more than what starting right tackle Jim Cooper quietly has given the Cowboys the past two seasons — consistently solid work plus some outstanding performances in key games. Ironically, Cooper almost got away from the Cowboys. He was among the last players released in '77 training camp, but he was recalled before the first game because of a knee injury to former tackle Jim Eidson. Versatile enough to play any offensive line position, Cooper backed up the guard spot his rookie year and started two games at center in '78. He started the first 11 games of '79 at right tackle before inexperience caught up with him and Rayfield Wright took over the position. Coop took undisputed possession of the right tackle job in 1980 and prompted Tom Landry to call him "one of our underrated players" by season's end. Jim did an outstanding job in the playoffs, especially against Atlanta (1/4), winning a game ball from the coaches. Although overshadowed by Pro Bowl offensive linemen Herb Scott and Pat Donovan, Cooper turned in another fine effort in '81. His top game came in a big victory at Philadelphia (11/1) in front of his hometown fans when he earned the Oak Farms MVP award and a coaches' game ball. He filled in at center in the second half against St. Louis (9/13) after Robert Shaw injured a knee. "Cooper is the one guy we have who is flexible enough to play anywhere in the offensive line," offensive line coach Jim Myers says. "He's got good movement, good size and he's smart. I call him the five Cs. Consistent, confident, competitive, calm and collected." **GAMES:** 1977 (14), 1978 (14), 1979 (15), 1980 (15), 1981 (16). Total — 74.

COLLEGE: Cooper started for three years at Temple under Wayne Hardin, Roger Staubach's coach at Navy. Jim played in the offensive and defensive line before settling at offensive tackle.

PERSONAL: Philadelphia natives James Albert Cooper and wife Mary, a nurse, live in Richardson, Texas, with their son, James Ryan (6/6/79). For his first three offseasons Jim returned to Philadelphia to work in his father's business selling reconditioned steel drums.





Doug Cosbie ★ 84

TIGHT END • **SANTA CLARA** • **4th YEAR**
HT: 6-6 • **WT: 226** • **BORN: 3/27/56** • **D-3 FOR '79**

PRO: After two years of eager anticipation, Cowboys followers saw Doug Cosbie emerge last season as a solid contributor. He nearly won the starting tight end position in training camp, then wound up sharing it most of the season with Billy Joe DuPree as a play messenger. Although six teammates caught more passes, none caught more touchdown passes, Cosbie and Butch Johnson tying for the club lead with five. Four of those touchdowns came at key moments of second-half comeback victories (Miami, at Philadelphia, Buffalo, Washington) and the other gave Dallas a fourth-quarter lead eventually squandered in a loss at the Giants. Cosbie also caught a 21-yard touchdown pass to send the Cowboys ahead of San Francisco 27-21 in the fourth quarter of the NFC Championship Game (1/10). Like most outstanding players, Cosbie seems most visible in clutch situations. Here's how a Dallas newspaper aptly described Cosbie last year: "He is the consummate Cowboy — the diplomat, the hard worker, the willing learner, the unknown collegiate with the unlimited talent, the draft find." Doug was the fourth tight end taken in the draft behind Kellen Winslow (San Diego), Dan Ross (Cincinnati) and Ronnie Lee (Miami). He was selected with a choice obtained from Seattle for Bill Gregory. Doug was used sparingly at tight end his first two seasons, but was an important special teams man. He blocked a field goal against St. Louis in '79 (10/21) and recovered a fumble on a kickoff to set up a touchdown in a 1980 victory at Oakland (12/7). **GAMES:** 1979 (16), 1980 (16), 1981 (16). Total — 48.

COLLEGE: Cosbie caught 120 passes for 1,721 yards and 10 touchdowns in four years at Santa Clara, three as a starter. In his senior year he served as a team captain and was voted the club's

(Continued on next page)

COSBIE'S COWBOYS TOTALS

Rushing					Opponents' Fumble Recoveries				
Year	No.	Yds.	Avg.	Long TD	Year	No.	Yds.	Avg.	Long TD
1981	4	33	8.3	15 0	1980	2	0	0.0	0 0
Receiving					Kickoff Returns				
Year	No.	Yds.	Avg.	Long TD	Year	No.	Yds.	Avg.	Long TD
1979	5	36	7.2	12 0	1980	1	13	13.0	13 0
1980	2	11	5.5	5 1	1981	1	0	0.0	0 0
1981	17	225	13.2	28 5	TOTALS	2	13	6.5	13 0
TOTALS	24	272	11.3	28 6					

SINGLE-GAME CAREER HIGHS

Regular Season

Receptions — 3 (twice, last 12/19/81 @ Giants)
 Yards Receiving — 54 (11/9/81 vs. Buffalo)
 Longest Reception — 28 (10/18/81 vs. Los Angeles)
 TD Receptions — 1 (6 times, last 12/19/81 @ Giants)

COSBIE, Cont.

offensive MVP and honorable mention All-Pacific Coast. He also attended Holy Cross College in Worcester, Mass., and DeAnza Junior College in Cupertino, Calif.

PERSONAL: Douglas Durant Cosbie is a native of Mt. View, Calif., where he attended St. Francis High School and played football, basketball, baseball and ran track. Doug is a volunteer worker for the Special Olympics for the handicapped and for the Multiple Sclerosis Society of Dallas. He and wife Sherry live in Plano, Texas, with son Matthew Douglas (8/19/80).

Anthony Dickerson ★ 51

LINEBACKER • SOUTHERN METHODIST • 3rd YEAR
HT: 6-2 • WT: 222 • BORN: 6/9/57 • FA FOR '80

PRO: Football players who possess the natural gifts of Anthony Dickerson don't come along often. In discussing the possible candidates to replace retired weakside linebacker D.D. Lewis, Tom Landry said, "Dickerson has the most explosion, the most quickness, the most big-play potential. Whether he can concentrate on the job, become steady and reliable in the position, only he can tell us. If he does, then he can be the frontrunner, just because of his ability to make plays." Dickerson replaced Lewis in passing situations the past two seasons in addition to starring on special teams. Anthony was named the Cowboys' special teams player of the year the past two seasons, and last year he served as special teams captain. It's been an unlikely ascent for Dickerson, who did not even play football in 1979. Dickerson left SMU after his junior year in '77 and signed with Calgary of the Canadian Football League. The Stampeders released him after 10 games in '78. Dickerson moved to Los Angeles and worked as a handyman at the Burbank Airport. Then he returned to his native Texas and was taking business courses at the University of Houston when the Cowboys offered him a contract. Anthony intercepted two passes against San Francisco his rookie year (10/12) and caused two fumbles on special teams versus Seattle (11/27) that led to two touchdowns. He tied Aaron Mitchell for the 1980 team lead in forced fumbles with three. In the playoffs he recovered a fumble at Atlanta (1/4) and intercepted a pass at Philadelphia (1/11). Last year Dickerson's four quarterback sacks topped all non-linemen. His first-half fumble recovery was a key play in the Cowboys' division title clinching victory over Philadelphia (12/13). "He made giant strides last year," linebackers coach Jerry Tubbs said. "He's got the great natural ability, but he started to study more. He is determined to be a good, solid player." Former Cowboys assistant Mike Ditka, now head coach of the Chicago Bears, called Dickerson "the best athlete on the football team." **GAMES: 1980 (16), 1981 (16). Total — 32.**



DICKERSON, Cont.

COLLEGE: Dickerson received Junior College All-America honors at linebacker for Henderson J.C. in Athens, Texas, in 1976. He transferred to SMU in Dallas and was named a co-captain after '77 spring practice. Although he played just one season for the Mustangs, former SMU Coach Ron Meyer, now head coach of the New England Patriots, said, "I haven't been around that long but Dickerson was the greatest linebacker I have ever coached."

PERSONAL: Anthony Charles Dickerson was a high school All-America halfback and linebacker at Pearland, Texas, High School, outside Houston. Anthony was raised on a truck farm in Pearland in a family with five older sisters. A licensed florist, Dickerson is co-owner of a flower shop in Plano, Texas, called "Real Flowers and Care." He also is a spokesman for the Dallas Chamber of Commerce summer jobs program for teenagers.

DICKERSON'S COWBOYS TOTALS

Year	Pass Interceptions				Opponents'	Fumble	Recoveries			
	No.	Yds.	Avg.	Long TD			No.	Yds.	Avg.	Long TD
1980	2	46	23.0	34	0	1	0	0.0	0	0
						2	0	0.0	0	0
						3	0	0.0	0	0
TOTALS										



Doug Donley ★ 83

WIDE RECEIVER • OHIO STATE • 2nd YEAR
HT: 6-0 • WT: 175 • BORN: 2/6/59 • D-2 FOR '81

PRO: The first rookie to impress Tom Landry last year in training camp was a speedy wide receiver called "White Lightning" by his Ohio State teammates. "I think it's fair to say that Doug Donley got my attention in a hurry," Landry said. Donley spent last season learning behind the Cowboys' outstanding wideout trio of Drew Pearson, Tony Hill and Butch Johnson, but Landry planned to turn "White Lightning" loose in 1982. "He's a very fine prospect who will be used more this year," Landry explained. "He has a tremendous burst of speed and the ability to catch the ball inside or outside. He's not big, but he has that burst of speed you want in a receiver." A groin pull slowed Donley through most of preseason '81, but his debut was spectacular. In the preseason finale against Houston (8/29) he caught two passes, both for touchdowns, a 33-yarder from Danny White and an 18-yard strike from Gary Hogeboom. Donley caught two passes for 18 yards in the playoffs in addition to his three regular-season receptions. GAMES: 1981 (11).

COLLEGE: Donley led Ohio State in receiving his last three years there en route to establishing career records for receiving yards and receiving touchdowns. He caught 106 passes for 2,252 yards and 16

DONLEY, Cont.

TDs in his career. His best season was 1980 when he grabbed 43 passes for a school season-record 887 yards and seven touchdowns. He averaged 21.2 yards per catch in his career and was a two-time consensus All-Big Ten selection.

PERSONAL: Douglas Max Donley is a native of Cambridge, Ohio, where he was an all-state halfback at Cambridge High, captained the football and basketball teams and ran a 9.4 100-yard dash for the track team. A communications major at Ohio State, Doug returned to his home state in the offseason and spoke at schools about the importance of reading. He is active in the Fellowship of Christian Athletes, Pro Athletes Outreach and Big Brothers.

DONLEY'S COWBOYS TOTALS

Year	Receiving				Year	Punt Returns					
	No.	Yds.	Avg.	Long TD		No.	Yds.	Avg.	Long TD		
1981	3	32	10.7	17	0	1981	1	3	3.0	3	0





Pat Donovan ★ 67

TACKLE • **STANFORD** • **8th YEAR**
HT: 6-5 • **WT: 259** • **BORN: 7/1/53** • **D-4A FOR '75**

PRO: Pat Donovan has reached the taken-for-granted stage of his career. You don't hear much about him, unless someone is discussing the NFL's outstanding offensive linemen or wants to talk with one of the Cowboys' most articulate players. And it's just taken for granted he'll be named to the Pro Bowl, which he's been the past three seasons. "He's just a lot quicker and faster, a better overall athlete, than most offensive linemen," says Tom Landry. Like former Cowboys Pro Bowl guard Blaine Nye, Donovan was a defensive lineman at Stanford who made the switch to offense as a rookie. Pat was selected with a draft choice obtained from Houston for former running back-wide receiver Mike Montgomery. A backup tackle his first two seasons, Donovan took over at right tackle in 1977 when Rayfield Wright suffered a knee injury. In Donovan's first season as a starter Dallas won the Super Bowl. In '78 Pat moved to his present left tackle spot to replace his mentor, Ralph Neely, who retired. Donovan emerged that season as a first-rate tackle, despite being slowed midway through the year by a fractured wrist. Against Green Bay (11/12) he became the first offensive lineman since John Fitzgerald in 1975 to win the Oak Farms Cowboys MVP award. In '79 Donovan received first-team All-NFC honors from United Press International, Pro Football Weekly and the Sporting News. He also became the first Cowboys offensive lineman to be voted a Pro Bowl starter since Rayfield Wright in '74. Donovan again was named to the Pro Bowl as a backup and to UPI's first-team All-NFC squad in '80. Against St. Louis (11/16) he received his second career Oak Farms MVP award. In '81 Pat was voted a Pro Bowl starter, second-team All-Pro by the Associated Press and the Newspaper Enterprise Association, and second-team All-NFC by UPI. He earned his third Oak Farms MVP award for his outstanding job against All-Pro defensive end Lee Roy Selmon in the playoff victory over Tampa Bay (1/2). From his left tackle position Donovan usually takes on the opponent's top pass rusher. GAMES: 1975 (13), 1976 (14), 1977 (14), 1978 (16), 1979 (16), 1980 (16), 1981 (16). Total — 105.

COLLEGE: Donovan earned All-America mention at defensive end his junior and senior seasons at Stanford. A native of Helena, Mont., he was a state high school shot put and discus champion plus all-state in football and basketball.

PERSONAL: Patrick Emery Donovan, a descendant of the O'Donovans of County Cork, Ireland, has a degree in mechanical engineering and works in the off-season as a staff engineer for the Sam P. Wallace contracting company in Dallas. Pat's wife Christa is the community relations director of the Wadley Blood Bank in Dallas.

Tony Dorsett ★ 33

RUNNING BACK • **PITTSBURGH** • **6th YEAR**
HT: 5-11 • **WT: 185** • **BORN: 4/7/54** • **D-1 FOR '77**



PRO: The already storied career of Tony Dorsett reached new heights in 1981 when he broke his own team rushing record by 321 yards, became the Cowboys' all-time leading rusher and earned All-Pro status for the first time. Primed for his best year ever following an intense offseason conditioning program, Dorsett sped to 1,646 yards, second in the NFL to 1,674 by New Orleans' George Rogers. Tony also broke team records with 342 carries and nine 100-yard games. The Cowboys improved their record in Dorsett's career 100-yard games to 28-1. Tony became the first NFL player to rush for more than 1,000 yards in each of his first five seasons, marking the 11th consecutive year, counting high school and college, in which he reached 1,000 yards. Only NFL record-holder Jim Brown with 6,463 yards and Chicago's Walter Payton with 6,926 yards gained more than Dorsett's 6,270 yards in their first five NFL seasons. Dorsett entered 1982 as the 15th all-time leading rusher in NFL history. "Tony is the epitome of an artist," Brown says. "There is no small back in football who can touch him. He's the fastest runner in the league without a doubt and he has great moves to go along with the speed. He has very strong legs for someone of his build, his acceleration is probably unequalled by anyone in the game today and he has great balance." Dorsett was named a team co-captain by Tom Landry in 1981 and he was voted to the Pro Bowl by his peers for the second time. UPI, the Washington Touchdown Club and the Kansas City Committee of 101 each named Dorsett 1981 NFC player of the year. After five seasons Dorsett owned the Cowboys' top three season rushing performances, top seven single-game rushing efforts and three longest runs. The second player selected in the '77 draft following a trade with Seattle, Dorsett as a rookie set team records for TDs rushing in a season (12), longest run from scrimmage (84) and most yards in a game (206) en route to consensus rookie of the year honors. In 1978 Tony broke the club rushing record and won his first Pro Bowl berth. He set a Cowboys record in '79 with four straight 100-yard games. In the '80 NFC Wild Card Game against Los Angeles (12/28) Dorsett set a Cowboys playoff record with 160 yards rushing. Tony added another 177 yards in two playoff games last season to raise his career playoff total to 1,000 yards in 12 games, second in NFL playoff history to Franco Harris' 1,488 yards in 17 games. **GAMES:** 1977 (14), 1978 (16), 1979 (14), 1980 (15), 1981 (16). Total — 75.

COLLEGE: Dorsett crowned a brilliant collegiate career by winning the 1976 Heisman Trophy as the nation's outstanding player. Dorsett rushed for an NCAA career-record 6,082 yards and 58 TDs and led Pitt to the 1976 national championship with a 12-0 record. He broke or tied 14 NCAA records, was a four-time All-America and the first

DORSETT, Cont.

player in NCAA history with four 1,000-yard seasons and three 1,500-yard seasons.

PERSONAL: Anthony Drew Dorsett is a member of the National Easter Seals Sports Council, served as 1980 chairman of the American Heart Association's Jump-Rope-a-Thon fund raising program, has promoted the United Way, United Negro College Fund and the Dallas Civic Opera, and last year founded the Tony Dorsett/Pro-Line Celebrity Tennis Tournament for the benefit of Dallas' Bishop College. In a 1979 Gallup Youth Survey of American teenagers' favorite sports personalities, Tony finished second to teammate Roger Staubach. Last year Dorsett was named the best dressed man in sports by the Custom Tailor's Guild of New York. He is a partner in Harah, a Dallas-based personal computer manufacturer. Tony was raised in Aliquippa, Pa., in a family of seven children. He lives in Wylie, Texas. Tony has a son, Anthony Drew Dorsett, Jr. (9/14/73).

DORSETT'S COWBOYS TOTALS

Rushing					Receiving				
Year	Att.	Yds.	Avg.	Long TD	Year	No.	Yds.	Avg.	Long TD
1977	208	1007	4.8	84 12	1977	29	273	9.4	23 1
1978	290	1325	4.6	63 7	1978	37	378	10.2	91 2
1979	250	1107	4.4	41 6	1979	45	375	8.3	32 1
1980	278	1185	4.3	56 11	1980	34	263	7.7	27 1
1981	342	1646	4.8	75 4	1981	32	325	10.2	73 2
TOTALS	1368	6270	4.6	84 40	TOTALS	177	1614	9.1	91 7

Passing

Year	Att.	Comp.	Yds.	Pct.	Int.	Avg. Gn.	TD
1977	1	1	34	1.000	0	34.0	0
1978	1	0	0	0.000	0	0.0	0
1980	1	0	0	0.000	0	0.0	0
TOTALS	3	1	34	.333	0	11.3	0

Miscellaneous Scoring

	TDRt	PAT	FG	Pts.
1978	1*	0	0	6

* - 54-yard touchdown run with Du-
Free fumble.

SINGLE-GAME CAREER HIGHS

Regular Season

Yards Rushing - 206 (12/4/77 vs. Philadelphia)
 Rushing Attempts - 30 (12/6/81 @ Baltimore)
 Longest Run - 84t (12/4/77 vs. Philadelphia)
 TD Rushing - 3 (10/7/79 @ Minnesota)
 Receptions - 8 (11/18/79 @ Washington)
 Yards Receiving - 107 (9/4/78 vs. Baltimore)
 Longest Reception - 91t (9/4/78 vs. Baltimore)
 TD Receiving - 1 (6 times, last 11/9/81 vs. Buffalo)

Playoffs

Yards Rushing - 160 (12/28/80 vs. Los Angeles)
 Rushing Attempts - 22 (twice, last 11/10/82 @ San Francisco)
 Longest Run - 53 (1/8/79 @ Los Angeles)
 TD Rushing - 2 (12/26/77 vs. Chicago)
 Receptions - 5 (twice, last 1/4/81 @ Atlanta)
 Yards Receiving - 48 (1/2/82 vs. Tampa Bay)
 Longest Reception - 32 (12/26/77 vs. Chicago)
 TD Receiving - 1 (12/28/80 vs. Los Angeles)

DORSETT, Cont.

DORSETT GAME-BY-GAME

Date	Opponent	Att.	Yds.	Lg.	TD
9/18/77	@ Minnesota	4	11	9	0
9/25	Giants	7	62	32t	2
10/2	Tampa Bay	10	72	14	0
10/9	@ St. Louis	14	141	77t	2
10/16	Washington	19	51	9	0
10/23	@ Philadelphia	13	48	12	1
10/30	Detroit	13	48	17	0
11/6	@ Giants	16	39	10	1
11/14	St. Louis	16	50	9	1
11/20	@ Pittsburgh	17	73	13	1
11/27	@ Washington	19	64	9	1
12/4	Philadelphia	23	206	84t	2
12/12	@ S. Francisco	20	92	21t	1
12/18	Denver	17	50	8	0

Playoffs

12/26/77	Chicago	17	85	22t	2
1/1/78	Minnesota	19	71	13	1
1/15/78	Denver @ N.O.	15	66	19	1



9/4/78	Baltimore	15	147	51	0
9/10	@ Giants	24	111	13	1
9/17	@ Los Angeles	19	38	13	0
9/24	St. Louis	21	154	25	1
10/2	@ Washington	21	61	10	0
10/8	Giants	17	73	10	0
10/15	@ St. Louis	12	24	12	0
10/22	Philadelphia	7	24	8	0
10/26	Minnesota	11	38	15	0
11/5	@ Miami	10	49	19	0
11/12	@ Green Bay	23	149	33t	2
11/19	New Orleans	25	152	63	1
11/23	Washington	21	72	11	0
12/3	New England	15	49	13	0
12/10	@ Philadelphia	20	63	23	1
12/17	@ Jets	29	121	13	1

Playoffs

12/30/78	Atlanta	14	65	12	0
1/8/79	@ Los Angeles	17	101	53	1
1/21/79	Pitt. @ Miami	16	96	29	0

Date	Opponent	Att.	Yds.	Lg.	TD
9/2/79	@ St. Louis				DNP
9/9	@ S. Francisco	19	54	15	0
9/16	Chicago	20	108	24	0
9/24	@ Cleveland	14	64	12	0
9/30	Cincinnati	20	119	23	0
10/7	@ Minnesota	21	145	30t	3
10/14	Los Angeles	24	103	14	1
10/21	St. Louis	20	111	41	0
10/28	@ Pittsburgh	19	73	21	0
11/4	@ Giants	16	36	12	0
11/12	Philadelphia	13	53	24	0
11/18	@ Washington	14	43	7	0
11/22	Houston	12	54	16	1
12/2	Giants	29	108	12	1
12/8	@ Philadelphia	9	36	13	0
12/16	Washington				DNP

Playoffs

12/30/79	Los Angeles	19	87	26	0
----------	-------------	----	----	----	---

9/8/80	@ Washington	17	66	20	1
9/14	@ Denver	17	62	11	0
9/21	Tampa Bay	20	100	15	0
9/28	@ Green Bay	22	77	10	1
10/5	Giants	15	26	7	0
10/12	San Francisco	19	75	17	1
10/19	@ Philadelphia	6	17	6	0
10/26	San Diego				DNP
11/2	@ St. Louis	16	43	15	1
11/9	@ Giants	24	183	56	2
11/16	St. Louis	26	122	18	1
11/23	Washington	17	59	12	1
11/27	Seattle	24	107	16	2
12/7	@ Oakland	25	97	20	1
12/15	@ Los Angeles	14	77	33	0
12/21	Philadelphia	16	74	17	0

Playoffs

12/28/80	Los Angeles	22	160	23	1
1/4/81	@ Atlanta	10	51	9	0
1/11/81	@ Phila.	13	41	11	1

9/6/81	@ Washington	20	132	21	0
9/13	St. Louis	16	129	30	0
9/21	@ N. England	19	162	75t	1
9/27	Giants	22	70	11	0
10/4	@ St. Louis	21	99	36	1
10/11	@ S. Francisco	9	21	7	0
10/18	Los Angeles	27	159	44t	1
10/25	Miami	24	122	18	0
11/1	@ Philadelphia	20	78	15	1
11/9	Buffalo	28	117	15	0
11/15	@ Detroit	15	55	13	0
11/22	Washington	23	115	26	0
11/26	Chicago	19	72	11	0
12/6	@ Baltimore	30	175	26	0
12/13	Philadelphia	28	101	8	0
12/19	@ Giants	20	39	7	0

Playoffs

1/2/82	Tampa Bay	16	86	26	1
1/10/82	@ S. Francisco	22	91	11	1



Michael Downs ★ 26

SAFETY • **RICE** • **2nd YEAR**
HT: 6-3 • **WT: 198** • **BORN: 6/9/59** • **FA FOR '81**

PRO: From the early days of training camp last year it was apparent *this* rookie free agent had something special. Michael Downs made tackles all over the field. He also knocked down passes and he intercepted them. His surprise showing cushioned the loss to injuries of safeties Randy Hughes and Dexter Clinkscale. And it enabled the Cowboys to move Dennis Thurman from free safety to cornerback and insert young Mr. Downs himself into the starting lineup for the season opener, 11 years after a rookie free agent named Cliff Harris began his illustrious career as the Cowboys' starting free safety. Like Harris, Downs proved no training camp fluke. In helping Dallas lead the NFL and set a team record for interceptions, he picked off seven passes, which tied for seventh best in the league. He broke up 11 passes, recovered one fumble, led the team in solo tackles with 72 and finished second in total tackles with 110. His 13 solo stops and 15 total tackles against Chicago (11/26) both were club season highs. Michael also intercepted a pass against Tampa Bay in the playoffs (1/2). "Downs' ability to step in at free safety as a free agent rookie and play as well as he did in a position that demands a lot of knowledge was a real key to our season," Tom Landry said. Like fellow rookie starting defensive back Everson Walls, Downs was raised in Dallas and was a longtime fan of the Cowboys. Although his speed and intelligence was obvious to pro scouts, a pinched nerve in Downs' neck his senior year at Rice hampered his play and gave him a reputation for not being aggressive. "He had that reputation but he was very aggressive for us right from the start," defensive backfield coach Gene Stallings says. "He's one of those guys who tries his dead-level best to do everything you ask him. He's got good range, good size and for a tall guy he can backpedal well." He missed the second game last year with a pulled hamstring. **GAMES — 1981 (15).**

COLLEGE: A three-year starter at free safety, Downs intercepted nine passes in his career at Rice, including three in one game (TCU) in 1978. He was a senior co-captain.

PERSONAL: Dallas native Michael Lynn Downs attended South Oak Cliff High School, the same school which produced teammate Harvey Martin and Wayne Morris and Tim Collier of the St. Louis Cardinals. Downs earned undergraduate degrees from Rice in business, political science and physical education. In the offseason he worked in marketing for the Dr Pepper Co. of Dallas. He and Everson Walls also opened a store, Downs and Walls Athletic Apparel, in Oak Cliff. Michael and wife Vanessa live in Dallas.

DOWN'S COWBOYS TOTALS

Year	Pass Interceptions				Long TD	Year	Opponents' Fumble Recoveries				
	No.	Yds.	Avg.	Long TD			No.	Yds.	Avg.	Long TD	
1981	7	81	11.6	21	0	1981	1	0	0.0	0	0

Billy Joe DuPree ★ 89



TIGHT END • MICHIGAN STATE • 10th YEAR
HT: 6-4 • WT: 228 • BORN: 3/7/50 • D-1 FOR '73

PRO: During his decade with the Cowboys, dependable Billy Joe DuPree has established himself as the premiere tight end in club history and one of the most durable performers ever to wear the silver and blue. After fighting off the training camp challenge of Doug Cosbie last year, DuPree extended his ironman streaks to 134 consecutive games played and 92 straight starts at tight end. He also was Dallas' leading playoff receiver with six catches for 37 yards. BJ did not miss a game his first nine seasons. He started every game from 1976-81. His consecutive games played streak is third best in Cowboys history to Bob Lilly's 196 and Cornell Green's 168. The team's fourth all-time leading receiver entering the 1982 season, DuPree was voted to the Pro Bowl in 1976, '77 and '78. "He has all the attributes you want in a tight end," Tom Landry says. "He's big, fast, makes the big play and blocks well. He's been a great team player for many years and he still can perform well." A starter since his rookie year, although injuries, including a broken finger, reduced his playing time in '75, DuPree set a club record for receptions by a tight end in '76 with 42. In '78 his nine TD catches led NFL tight ends. He made one of the most

(Continued on next page)

DUPREE'S COWBOYS TOTALS

Receiving					Rushing				
Year	No.	Yds.	Avg.	Long TD	Year	No.	Yds.	Avg.	Long TD
1973	29	392	13.5	40 5	1973	2	2	1.0	6 0
1974	29	466	16.1	42 4	1974	4	43	10.8	20 0
1975	9	138	15.3	28 1	1975	1	3	3.0	3 0
1976	42	680	16.2	38 2	1976	7	50	7.1	13 0
1977	28	347	12.4	23 3	1977	3	9	3.0	7 0
1978	34	509	15.0	38 9	1978	1	15	15.0	15 0
1979	29	324	11.2	33 5	1979	2	19	9.5	20 0
1980	29	312	10.8	39 7	1980	4	19	4.8	11 0
1981	19	214	11.3	33 2	1981	1	12	12.0	12 0
TOTALS	248	3382	13.6	42 38	TOTALS	25	172	6.9	20 0

Opponents' Fumble Recoveries

Year	No.	Yds.	Avg.	Long TD
1973	1	0	0.0	0 0

Kickoff Returns

Year	No.	Yds.	Avg.	Long TD
1977	0*	24	0.0	24 0

*Indicates return following handoff

SINGLE-GAME CAREER HIGHS

Regular Season

Receptions — 8 (11/5/78 @ Miami)
 Yards Receiving — 108 (9/19/76 @ New Orleans)
 Longest Reception — 42t (12/7/74 vs. Cleveland)
 TD Receptions — 3 (9/30/73 vs. St. Louis)

Playoffs

Receptions — 5 (12/30/78 vs. Atlanta)
 Yards Receiving — 66 (1/15/78 vs. Denver)
 Longest Reception — 28t (12/26/77 vs. Chicago)
 TD Receptions — 1 (4 times, last 1/4/81 @ Atlanta)

DuPREE, Cont.

spectacular catches of last season, a diving touchdown grab in the end zone for the Cowboys' first score in their opening-day win at Washington (9/6). BJ has two 100-yard games, catching six passes for 100 yards against St. Louis in '75 (9/28) and five for 108 yards against New Orleans in '76 (9/19). GAMES: 1973 (14), 1974 (14), 1975 (14), 1976 (14), 1977 (14), 1978 (16), 1979 (16), 1980 (16), 1981 (16). Total — 134.

COLLEGE: DuPree caught 69 passes in three seasons in a run-oriented offense to finish third among all-time Michigan State receivers. He earned All-Big Ten honors his senior year. Billy Joe also played basketball for the Spartans.

PERSONAL: One of the most civic-minded Cowboys, Billy Joe DuPree (dew-PREE) serves on the board of directors of Big Brothers of Arlington, Texas, and on the board of trustees of the Dallas Heritage Society. He is also active with the United Way of Dallas. BJ was a finalist in the 1979 Brian Piccolo-YMCA Humanitarian Award. Billy Joe's Dallas business, Concrete Work Company, specializes in commercial construction. BJ and wife Marsha have two sons — Shon (10/27/72) and Christopher (8/4/78).



John Dutton ★ 78

DEFENSIVE TACKLE • **NEBRASKA** • **9th YEAR**
HT: 6-7 • **WT: 263** • **BORN: 2/6/51** • **TRADE, BALT., '79**

PRO: John Dutton's development at defensive tackle last season enabled observers to confidently describe the Cowboys' front four as the best in football. A top defensive end his first six NFL seasons, the former Baltimore Colts' All-Pro was switched to left tackle in 1980, his second season in Dallas. Dutton spent that season learning his new position while sharing it with starter Larry Cole. With Cole's retirement after the season, Dutton took sole possession of the position last year. He turned in a fine performance, which improved as the year went on. He finished sixth on the team in tackles with 81, had 4½ quarterback sacks and five batted-down passes. "John came along very well last year at tackle, and it was one of the keys to our defensive improvement," Tom Landry says. Dutton's absence from the NFC Championship Game in San Francisco because of a bruised thigh was considered a major blow to the Cowboys' chances. The Cowboys obtained Dutton from Baltimore on the Oct. 9, 1979 trading deadline to help plug a hole left by the retirements of Ed Jones and Jethro Pugh. Dallas gave up its first and second-round 1980 draft choices to acquire the three-time Pro Bowl selection. A right end at Baltimore, John was moved to left end in '79 to replace Jones. Dutton moved to tackle a year later when Too Tall returned. John contributed 3½ quarterback traps in his first two seasons in

DUTTON, Cont.

Dallas. He also scored his first NFL touchdown in 1980 on a 38-yard interception return against Giants QB Scott Brunner (10/5). Chosen by the Colts in the first round of the '74 draft, the fifth pick overall (Too Tall was first), Dutton was named to the UPI, Pro Football Writers and Pro Football Weekly all-rookie teams and finished in a third place tie for UPI rookie of the year. In '75 he led the Colts in QB traps with a career-high 17, was selected to the Pro Bowl for the first of three straight years and was named to the AP and UPI All-AFC teams. The following season Dutton reached All-Pro status, leading his team in QB traps again with 13 and being named All-Pro by AP and All-AFC by UPI. He was named to the Pro Bowl and UPI's All-AFC team again in '77. GAMES: 1974 (14-Balt.), 1975 (14-Balt.), 1976 (14-Balt.), 1977 (12-Balt.), 1978 (14-Balt.), 1979 (8), 1980 (16), 1981 (16). Total — 108 (40-Dallas).

COLLEGE: A two-year starter and senior captain, Dutton was a consensus All-America in 1973. He played in two Orange Bowls and one Cotton Bowl with Nebraska. The Cornhuskers won the national championship in his sophomore season. John also threw the discus for the Nebraska track team.

PERSONAL: John Owen Dutton and wife Ginny live in Richardson, Texas, with their son Mason (8/4/79). They also own 80 acres in Lincoln, Neb. Ginny, a ballet dancer, once studied under reknowned Edward Villela. John and Ginny also are studying for their pilot's licenses. John grew up in Rapid City, S.D., and attracted more scholarship offers for basketball than football.

DUTTON'S COLTS TOTALS						
Year	Opponents' Fumble		Recoveries			
	No.	Yds.	Avg.	Long	TD	
1974	1	0	0.0	0	0	
1975	1	0	0.0	0	0	
1977	1	0	0.0	0	0	
1978	3	10	3.3	10	0	
TOTALS	6	10	1.7	10	0	

DUTTON'S COWBOYS TOTALS									
Year	Opponent's Fumble Recoveries				Year	Pass Interceptions			
	No.	Yds.	Avg.	Long TD		No.	Yds.	Avg.	Long TD
1980	2	0	0.0	0 0	1980	1	38	38.0	38 1

Ron Fellows ★ 27

CORNERBACK • **MISSOURI** • **2nd YEAR**
HT: 6-0 • **WT: 170** • **BORN: 11/7/58** • **D-7A**

PRO: The Cowboys converted rookie draft choice Ron Fellows to cornerback last year after he had led the University of Missouri in receiving in 1980. An experiment based on Fellows' quickness, jumping ability, hands and previous experience on defense, it looks as if it may pay off big. "Ron Fellows is a definite cornerback prospect," Tom Landry says. "He has ability to cover people. He will probably be



FELLOWS, Cont.

the most improved player back there this year because he was a receiver in college and he's still learning the position." Obviously a quick learner, Fellows made the squad after showing potential at cornerback and a flair for returning kicks in preseason. By the 11th game, at Detroit (11/15), Ron had become a regular at the corner on passing downs. "There are certain qualities you look for in a defensive back, such as quick feet, and he has that," defensive backfield coach Gene Stallings says. "Or catchup speed, and he has that. I think he can play." The leanest Cowboys veteran, Ron is called "Bird" by teammates. He played at Missouri with current teammates Kurt Petersen and Howard Richards. GAMES: 1981 (16).

COLLEGE: Fellows was a defensive back for two seasons at Butler, Kan., Community College. He transferred to Missouri and was moved to offense midway through his junior year of 1979. In 1980 he led the Tigers with 33 receptions for 586 yards and four touchdowns. He was chosen the Big Eight player of the week after catching six passes for 99 yards against Iowa State. Fellows was a hurdler in junior college.

PERSONAL: Ronald Lee Fellows, a native of South Bend, Ind., studied elementary education at Missouri. He and wife Lillie live in Dallas.

FELLOWS' COWBOYS TOTALS

Year	Punt Returns				Year	Kickoff Returns			
	No.	Yds.	Avg.	Long TD		No.	Yds.	Avg.	Long TD
1981	11	44	4.4	10 0	1981	8	170	21.3	31 0



Andy Frederick ★ 71

TACKLE • **NEW MEXICO** • **6th YEAR**
HT: 6-6 • **WT: 265** • **BORN: 7/25/54** • **D-5 FOR '77**

PRO: Andy Frederick is one of many Cowboys who successfully made the transition from college defensive lineman to NFL offensive lineman. Frederick has played a key backup role for the Cowboys the past two years as the team's only veteran reserve tackle. With starting right tackle Jim Cooper sidelined by a sore knee for the 11th game of 1980, Andy did a fine job in his first start since '78 as the Cowboys won at St. Louis (11/2). Released on the last cut of '79 training camp, Frederick returned to the Cowboys when rookie tackle Richard Grimmett injured a knee prior to the regular season opener. Andy started the first five games of the '78 season at right tackle due to Ralph Neely's retirement and the slow rehabilitation of Rayfield Wright's knee. Andy spent most of his rookie season of '77 on special teams but also played a key backup role. Following injuries to Wright and Jim Eidson plus Blaine Nye's retirement, Pat Donovan and Neely were the only experienced tackles. And with Neely bothered by a bad knee, Frederick was needed for relief at left tackle after working at right tackle in training camp. GAMES: 1977 (14), 1978 (16), 1979 (16), 1980 (16), 1981 (16). Total — 78.

FREDERICK, Cont.

COLLEGE. A defensive tackle at New Mexico, Frederick capped his college career by earning an appearance in the '76 East-West Shrine Game. He was selected by ABC-TV as the top player in a regionally televised game his senior year.

PERSONAL: Andrew Brian Frederick, a native of Broadview, Ill., a Chicago suburb, spent the most recent offseason as a sales representative for Dunn Computer Systems of Garland, Texas. Andy has worked with Big Brothers and Big Sisters of Dallas. He enjoys playing golf and basketball. Andy and wife Danita live in Dallas with their singing dalmation "Pal."

Mike Hegman ★ 58

LINEBACKER • TENNESSEE STATE • 7th YEAR
HT: 6-1 • WT: 225 • BORN: 1/17/53 • D-7 FOR '75

PRO: Prepared to deliver his best season yet after an outstanding training camp, starting left linebacker Mike Hegman had his 1981 season short-circuited by a broken bone in his right forearm, suffered in the season opener at Washington (9/6). Mike missed the next five games after playing in 77 straight, but he returned to start the final nine and the two playoff games. He recovered a fumble to set up the Cowboys' first TD in the NFC title game (1/10). "He was really starting to come into his own when he was hurt," Tom Landry said. Linebackers coach Jerry Tubbs said Hegman demonstrated Pro Bowl potential in training camp. "Mike's the kind of player who doesn't make many mistakes and he's got great football instincts, good anticipation," Tubbs says. "And the fact he has good hands and can catch the ball means it's got to be a plus to have him on the field." The most visible evidence of those instincts came in Super Bowl XIII when he swiped the ball from Pittsburgh QB Terry Bradshaw and raced 37 yards for a second-quarter touchdown, his first official NFL TD. Hegman had scored on a 66-yard interception return against Denver earlier that year, 1978, in preseason. Mike started three games at strongside linebacker for injured Thomas Henderson in '78 and alternated on the weakside (right) with D.D. Lewis for three others. He shared the team lead in fumble recoveries with two, had two QB traps and forced two others. Hegman was thrust into a starting role for the final four games of 1979 after Thomas Henderson was released. In the '79 divisional playoff loss to Los Angeles (12/30), Hegman led the Cowboys in tackles with nine and tipped Vince Ferragamo's pass that Billy Waddy caught for the 50-yard winning TD with two minutes left. Hegman won the starting strongside linebacker job outright in '80 training camp and played "extremely well all season," according to Landry. Highlights included a recovered fumble in the end zone for a touchdown at Philadelphia (10/19) and two intercepted passes against Seattle (11/27). He finished fifth in tackles with a career-high



HEGMAN, Cont.

85 and had three quarterback sacks. Against the Rams in the NFC Wild Card Game (12/28), bad luck struck again as Hegman suffered a dislocated left elbow which knocked him out of the next two playoff games. GAMES: 1976 (14), 1977 (14), 1978 (16), 1979 (16), 1980 (16), 1981 (11). Total — 87.

COLLEGE: Hegman transferred from Alabama A&M and made Tennessee State's football team as a walk-on. He played middle linebacker on State's 10-0 1973 team, led the club in tackles in '74 and played on the same defense with Ed "Too Tall" Jones. Mike impressed pro scouts with his play in the '75 Senior Bowl.

PERSONAL: A native of Memphis, Michael William Hegman did not start playing football until his senior year of high school. Mike, who hopes to enter the construction business, has worked in the off-season for the Dallas home-building firm of Fox & Jacobs. Mike has participated in fund-raising activities for St. Jude's Children's Hospital in Memphis and the Special Olympics. He has one daughter, Mikia (8/22/76).

HEGMAN'S COWBOYS TOTALS

Year	Pass Interceptions					Year	Opponents' Fumble Recoveries				
	No.	Yds.	Avg.	Long	TD		No.	Yds.	Avg.	Long	TD
1977	1	0	0.0	0	0	1978	2	0	0.0	0	0
1980	2	2	1.0	2	0	1980	1	0	0.0	0	1
TOTALS	3	2	0.7	2	0	TOTALS	3	0	0.0	0	1



Tony Hill ★ 80

WIDE RECEIVER • STANFORD • 6th YEAR
HT: 6-2 • WT: 206 • BORN: 6/23/56 • D-3A FOR '77

PRO: "Tony Hill is our big play man," Tom Landry says. "He has that ability to make the key play. He threatens the defense more than the other receivers we have because he has the excellent burst of speed to get under a ball that's deep. He's a very explosive player, the type who can turn a short play into a big play in a hurry." Despite a slow start in '81 due to injuries, Hill tied Ron Springs for the club lead in receptions and for the fourth straight season led the team in receiving yardage. Tony caught only eight balls through the first six games after missing all of preseason with hamstring and groin injuries. He caught 38 passes in the final 10 games, including three 100-yard games, to become the fifth leading receiver in Cowboys history. In four seasons as a starter the two-time Pro Bowl selection ('78, '79) has caught 17 passes of 40 yards or longer and more touchdown passes (28) than any other Dallas receiver. Hill and Bob Hayes (1965-66) are the only Cowboys receivers to compile back-to-back 1,000-yard seasons. In '82 Tony could become the first Dallas receiver with three 1,000-yard seasons, a feat he missed last year by just 47 yards,

HILL, Cont.

and only the fourth to reach 4,000 yards in a career. Hill has had three game-winning catches that have enabled him to perform his "Wings of Victory" TD celebration with added gusto. In '79 his 22-yard quick screen with two minutes left beat Chicago (9/16) and an eight-yarder with 39 seconds remaining clinched the NFC East title for Dallas in a dramatic comeback victory over Washington (12/16). His 28-yard scoring catch with 45 seconds left lifted the Cowboys over St. Louis in 1980 (11/2). "Confidence oozes from the guy," teammate Pat Donovan says. "And the great thing about it is that he can back it up with the big catch." Hill was obtained with a draft pick acquired from Philadelphia in '75 for former All-Pro guard John Niland. GAMES: 1977 (14), 1978 (16), 1979 (16), 1980 (16), 1981 (16). Total — 78.

COLLEGE: Hill broke all of former 49ers All-Pro Gene Washington's receiving records at Stanford. Tony caught 140 passes in four years for 2,225 yards and 18 touchdowns, including 55 catches for 916 yards in 1975. He played quarterback in high school.

PERSONAL: Leroy Anthony Hill, Jr., serves as honorary chairman of the Dallas chapter of the Juvenile Diabetes Foundation. In 1981 he started the Tony Hill Sports Camp for underprivileged children in his Long Beach, Calif., hometown. In 1978 Long Beach honored Tony as its athlete of the year. Tony has a degree from Stanford in political science.

HILL'S COWBOYS TOTALS

Receiving					Punt Returns				
Year	No.	Yds.	Avg.	Long TD	Year	No.	Yds.	Avg.	Long TD
1977	2	21	10.5	12 0	1977	10	124	12.4	29 0
1978	46	823	17.9	54 6	1978	11	101	9.2	20 0
1979	60	1062	17.7	75 10	1979	6	43	7.2	12 0
1980	60	1055	17.6	58 8	TOTALS	27	268	9.9	29 0
1981	46	953	20.7	63 4					
TOTALS	214	3914	18.3	75 24					

Kickoff Returns					Rushing				
Year	No.	Yds.	Avg.	Long TD	Year	Att.	Yds.	Avg.	Long TD
1977	3	64	21.3	29 0	1978	3	17	5.7	14 0
1979	1	32	32.0	32 0	1979	2	18	9.0	12 0
1979	1	32	32.0	32 0	1980	4	27	6.8	15 0
TOTALS	4	96	24.0	32 0	1981	1	-3	-3.0	-3 0
					TOTALS	10	59	5.9	15 0

Passing								
Year	Att.	Comp.	Yds.	Pct.	Int.	Avg. Gn.	TD	Rating
1978	1	0	0	0	0	0.0	0	0.0

SINGLE-GAME CAREER HIGHS

Regular Season

Receptions — 8 (12/16/79 versus Washington)
 Yards Receiving — 213 (11/12/79 versus Philadelphia)
 Longest Reception — 75t (11/12/79 versus Philadelphia)
 TD Receptions — 2 (5 times, last 9/14/80 versus Denver)

Playoffs

Receptions — 4 (1/4/81 vs. Atlanta)
 Yards Receiving — 53 (1/4/81 vs. Atlanta)
 Longest Reception — 39t (1/21/79 vs. Pittsburgh)
 TD Receptions — 1 (twice, last 1/10/82 @ San Francisco)

HILL'S 100-YARD GAMES

Date	Opponent	No.	Yds.	Lg.	TD	Date	Opponent	No.	Yds.	Lg.	TD
10/8/78	Giants	7	112	30t	2	12/15	@ L. A.	6	121	36t	1
9/2/79	@ St. Louis	5	113	44	1	12/21	Phila.	4	110	36	1
11/12	Phila.	7	213	75t	2	10/25/81	Miami	5	106	38	0
12/16	Washington	8	113	21	1	11/1	@ Phila.	6	121	30	0
9/14/80	@ Denver	5	117	36t	2	11/26	Chicago	4	117	55	0
11/16	St. Louis	7	126	58t	1						



Gary Hogeboom ★ 14

QUARTERBACK • **CENTRAL MICHIGAN** • **3rd YEAR**
HT: 6-4 • **WT: 201** • **BORN: 8/21/58** • **D-5 FOR '80**

PRO: Although he has yet to throw a pass in regular season, Gary Hogeboom shows all the promise of becoming a top NFL quarterback. Tom Landry thinks the third-year veteran is ready to become a factor in the Cowboys' quarterback picture. "Gary has reached the point now where he's going to start to emerge," Landry says. "I think there's a possibility he'll challenge Danny White this year along with Glenn Carano. That doesn't mean he's going to take over the position. It just means he has the capabilities that if something happens to your first quarterback, he can step in and be a first-string quarterback." Gary slipped into two games in 1980 on special teams. He saw his first preseason action at quarterback last year, completing 7-of-14 passes for 78 yards and one touchdown, an 18-yard strike to Doug Donley against Houston (8/29). Hogeboom appeared at quarterback in regular season for the first time at Baltimore last year (12/6), handing off three times at the end of the game. With Hogeboom and Carano backing up White, Landry believes the Cowboys are in good shape at quarterback, "probably as good as anybody in the league," he says. "Gary may be the strongest and quickest deliverer we have. He delivers the ball extremely quickly and this is a great asset, along with his size. He has a good feel for throwing the ball and he appears to be tough mentally." Hogeboom won the roster spot vacated by Roger Staubach, who retired following the '79 season. Hogeboom emerged as the No. 3 quarterback in 1980 training camp from a group of six rookies former offensive coordinator Dan Reeves called "probably the best group we've had since I've been here." **GAMES:** 1980 (2), 1981 (1). Total — 3.

COLLEGE: Hogeboom led Central Michigan to its first conference championship in 1979 when he was named Mid-American Conference player of the year. He guided Central to a 19-2-1 record in two years as a starter and of his 28 career starts Central won 24. He passed for 3,088 career yards (208-of-395, 53 percent) and 19 touchdowns, and he rushed for 957 yards and 16 TDs. He set the school career total offense record of 4,045 yards.

PERSONAL: Grand Rapids, Mich., native Gary Keith Hogeboom (HOAG-ih-boom) lives in Dallas with his wife Kristi. Gary, who holds his Michigan real estate license, works in the offseason for Invequest, a Dallas investment corporation. He has helped promote the Special Olympics and the American Heart Association and he coaches a women's softball team comprised of a number of Cowboys wives.

Butch Johnson ★ 86

WIDE RECEIVER • CAL-RIVERSIDE • 7th YEAR
HT: 6-1 • WT: 180 • BORN: 5/28/54 • D-3C FOR '76



PRO: It inspires no joy in opposing defenses, knowing the Cowboys' corps of receivers includes Drew Pearson, Tony Hill AND Butch Johnson. A supreme competitor who prides himself on making the clutch receptions, Johnson turned in his best season in 1981, with career highs in catches, yards and touchdowns. Butch started the first six games for Hill, who was injured. Appropriately, Johnson's five touchdown catches, which co-led the team with Doug Cosbie, were significant plays in five victories. Of course, each score was followed by his newly developed "California Quake" TD dance. He made two other receptions of note, a 47-yard fourth-quarter catch to set up the final touchdown in the division title clinching 21-10 win over Philadelphia (12/13) and a diving one-handed catch of a 20-yard pass to set up Dallas' first score in the NFC Championship Game at San Francisco (1/10). "Butch makes the tough plays in tough situations," Danny White says. "He always has, and he always will." In 1980 Johnson caught a 35-yard touchdown pass that sent Dallas ahead of Los Angeles 27-13 late in the third quarter of the NFC Wild Card victory (12/28). Although he missed the first five games of '79, Butch contributed to two victories with clutch receptions. His diving 19-yard third-down catch sparked a late fourth-quarter rally at the New York Giants (11/4) and in a playoff-clinching victory at Philadelphia (12/8) Butch alertly snared a deflected 17-yard pass for the winning TD in the fourth period. Johnson broke into the lineup as a play messenger with Golden Richards in '77. Against San Francisco that season (12/12) he made a remarkable one-handed TD grab, then capped the season with a spectacular TD catch in Super Bowl XII, a diving 45-yarder to send Dallas ahead of Denver 20-3 in the third quarter. He scored his second Super Bowl TD the next year against Pittsburgh on a four-yard pass late in the game. Johnson led the team in kickoff and punt returns his first three seasons. As a rookie he tied an NFL record with nine punt runbacks against Buffalo (11/15/76). His club season records for punt return yardage and most punts returned were broken in '80 by James Jones. GAMES: 1976 (14), 1977 (14), 1978 (16), 1979 (11), 1980 (16), 1981 (16). Total — 87.

COLLEGE: Johnson led the nation in receiving in 1975 with 67 catches for 1,027 yards in just eight games, earning All-America honors and his team's MVP award. He caught 139 passes in his career, 17 for touchdowns. He also was a pole vaulter on the Cal-Riverside track team.

PERSONAL: Los Angeles native Michael McColly Johnson is on the board of directors of Dallas' Scan Center, which deals with the problem of child abuse. He is also active locally with the Association for

JOHNSON, Cont.

Retarded Citizens and in the battle against drug abuse. He made a film for the Dallas Health and Science Museum on the drug problem. Butch is vice president of Dallas-based Imperial Investors in partnership with Ed Jones, Benny Barnes and Preston Pearson. He is working this year as a sports reporter for a Dallas TV station. Butch's brother-in-law is singer-songwriter Bill Withers and his second cousin is former Massachusetts Senator Edward Brooke. Butch and wife Julie live in Plano, Texas, with sons Michael McColly, Jr. (9/8/80) and Jeremy Charles (2/2/82).

JOHNSON'S COWBOYS TOTALS

Year	Receiving				
	No.	Yds.	Avg.	Long	TD
1976	5	84	16.8	43	2
1977	12	135	11.3	22	1
1978	12	155	12.9	23	0
1979	6	105	17.5	28	1
1980	19	263	13.7	29	4
1981	25	552	22.1	55	5
TOTALS	79	1294	16.4	55	13

Year	Rushing				
	Att.	Yds.	Avg.	Long	TD
1977	1	-3	-3.0	-	0
1979	1	13	13.0	13	0
TOTALS	2	10	5.0	13	0

Year	Punt Returns				
	No.	Yds.	Avg.	Long	TD
1976	45	489	10.9	55	0
1977	50	423	8.5	38	0
1978	51	401	7.9	23	0
TOTALS	146	1313	8.9	55	0

Year	Kickoff Returns				
	No.	Yds.	Avg.	Long	TD
1976	28	693	24.8	74	0
1977	22	536	24.4	64	0
1978	29	603	20.8	56	0
TOTALS	79	1832	23.2	74	0

SINGLE-GAME CAREER HIGHS

Regular Season

Receptions — 5 (10/4/81 @ St. Louis)
 Yards Receiving — 101 (10/4/81 @ St. Louis)
 Longest Reception — 55 (9/13/81 vs. St. Louis)
 TD Receptions — 1 (13 times, last 12/13/81 vs. Philadelphia)

Playoffs

Receptions — 2 (4 times, last 1/11/81 @ Philadelphia)
 Yards Receiving — 53 (1/15/78 vs. Denver)
 Longest Reception — 45t (1/15/78 vs. Denver)
 TD Receptions — 1 (3 times, last 12/28/80 vs. Los Angeles)



Ed Jones ★ 72

DEFENSIVE END • TENNESSEE STATE • 8th YEAR
 HT: 6-9 • WT: 272 • BORN: 2/23/51 • D-1A FOR '74

PRO: The football career of Ed "Too Tall" Jones took off in 1981 and landed where most thought it would after the Cowboys made him the first pick in the 1974 NFL draft. Following a season in which his play equaled his towering potential, Too Tall was named to the Pro Bowl and to an official All-Pro team (Newspaper Enterprise Association) for the first time. The Dallas media voted Jones the Cowboys' defensive MVP in seven of 13 victories. He knocked down

E. JONES, Cont.

10 passes, had eight quarterback sacks, equaled a career-high with 83 tackles (tied for fourth on the team) and led the club in fumble recoveries with three for the second straight year. He also blocked an extra point attempt which set up a 10-9 victory over Chicago (11/26). "He's doing things now we always hoped he would do," defensive line coach Ernie Stautner said. The year Jones spent as a professional boxer in 1979 made a positive contribution to his football career, which he resumed on July 8, 1980. "He's quicker, faster and stronger than before he left," Stautner says. "But the major difference I see is his determination. He's more intense now." Too Tall's 1980 season was every bit as fine as last year's, including a career-high 11 pass deflections and seven quarterback traps. He had a career-high 12 QB traps in 1978. Too Tall seems to rise to his most awesome heights in the playoffs, especially in '77 and '78 when the Cowboys went to the Super Bowl. Jones had 23 tackles, two QB traps, two batted-down passes and two forced fumbles in the '77 playoffs, 19 tackles, two sacks and a fumble recovery in the '78 playoffs, including a team-leading seven tackles in Super Bowl XIII. In the NFC Divisional Playoff Game victory over Tampa Bay last season (1/2) Jones batted-down one pass and intercepted another. The Cowboys obtained the rights to draft Jones in '74 from Houston for Tody Smith and Billy Parks. The Cowboys also got Danny White with a draft choice from that deal. Too Tall started his career at weakside defensive end concentrating on the pass rush and made the All-Rookie team. In his second season he swapped positions with Harvey Martin and became the left end focusing on stopping the run. Jones did not miss a game in his first seven seasons. GAMES: 1974 (14), 1975 (14), 1976 (14), 1977 (14), 1978 (16), 1979 (DNP), 1980 (16), 1981 (16). Total — 104.

COLLEGE: Jones was a two-time All-America at Tennessee State where he also played two seasons of basketball. A college teammate dubbed him "Too Tall." Jones did not begin playing football until his senior year of high school.

PERSONAL: Edward Lee Jones, a native of Jackson, Tenn., is a partner in Dallas-based Imperial Investors, Inc., with Butch Johnson, Preston Pearson and Benny Barnes. The multi-talented Jones has appeared in two movies and made a guest appearance on the television comedy "Diff'rent Strokes." He enjoys singing rhythm and blues and has been working on the release of his own album. Too Tall also has been active in promoting the Special Olympics for the handicapped.

JONES' COWBOYS TOTALS

Opponents' Fumble Recoveries					Pass Interceptions				
Year	No.	Yds.	Avg.	Long TD	Year	No.	Yds.	Avg.	Long TD
1975	1	0	0.0	0 0	1975	1	2	2.0	2 0
1976	1	0	0.0	0 0					
1980	3	0	0.0	0 0					
1981	3	0	0.0	0 0					
TOTALS	8	0	0.0	0 0					



James Jones ★ 23

RUNNING BACK • MISSISSIPPI STATE • 3rd YEAR
HT: 5-10 • WT: 196 • BORN: 12/6/58 • D-3B FOR '80

PRO: James Jones brings a full arsenal to the running back position. He is what they call in the business "a complete player." He runs, blocks and catches the ball with proficiency. Coach Tom Landry even has toyed with the idea of using Jones at fullback. Although he's not especially big, he's got the blocking and receiving ability Landry's looking for at that position. Meanwhile, Jones backs up the Cowboys' all-time leading rusher, tailback Tony Dorsett, although their styles are quite different. If Dorsett is a smooth disco dancer, Jones is your basic rock and roll runner, bouncing and twisting through tacklers. Last season he averaged 5.3 yards per carry, tops on the team among running backs. His 59-yard touchdown run at Baltimore (12/6) was the Cowboys' second longest run from scrimmage last season. In the playoffs Jones was the team's second leading pass receiver with five catches for 32 yards. In his rookie season James made a sparkling debut when he picked up 45 yards on 10 carries in a season-opening victory at Washington (9/8) with Dorsett sidelined periodically by leg cramps. But it was as a kick returner that he made his biggest contribution all year. Jones set club season records for punt returns (54) and punt return yardage (548), breaking Butch Johnson's previous marks. James' 10.1-yard punt return average was the Cowboys' highest since Johnson's 10.9 in 1976 and it ranked fifth best in the NFL and fourth in the NFC. Jones' 22.5-yard kickoff return average was the club's best since Johnson's 24.4 in 1977 and it ranked sixth in the NFC. Against the Redskins (11/23) he had a season-high 52-yard punt return to set up a touchdown in a 14-10 victory. Against Los Angeles in the NFC Wild Card Game (12/28) he had 153 yards in kick returns, including a dazzling 43-yard punt return in the first quarter that got the Cowboys rolling. Jones did not return punts in college, but volunteered for the job in training camp in an effort to assure his spot on the team. An early-season groin injury hampered Jones' kick returning last year. **GAMES:** 1980 (16), 1981 (16). Total — 32.

COLLEGE: Jones missed the final seven games of his senior year with a knee injury after leading Mississippi State in rushing his junior season with 687 yards (5.3 per carry). In his career James rushed for 1,416 yards (5.4 average) and 14 touchdowns, caught 29 passes for 274 yards and three touchdowns, completed 3-of-6 passes for 72 yards and two touchdowns and returned 24 kickoffs for a 21.3-yard average and one TD. He was Academic All-SEC as a junior.

PERSONAL: James Jones, Jr., is a native of Starkville, Miss. He studied physical education at Mississippi State and hopes to become a football coach. James is active in the Fellowship of Christian Athletes.

J. JONES, Cont.

JONES' COWBOYS TOTALS

Rushing					Receiving				
Year	No.	Yds.	Avg.	Long TD	Year	No.	Yds.	Avg.	Long TD
1980	41	135	3.4	9 0	1980	5	39	7.8	16 0
1981	34	183	5.3	59 1	1981	6	37	6.2	16 0
TOTALS	75	318	4.2	59 1	TOTALS	11	76	6.9	16 0

Punt Returns					Kickoff Returns				
Year	No.	Yds.	Avg.	Long TD	Year	No.	Yds.	Avg.	Long TD
1980	54	548	10.1	52 0	1980	32	720	22.5	41 0
1981	33	188	5.7	17 0	1981	27	517	19.1	33 0
TOTALS	87	736	8.5	52 0	TOTALS	59	1237	21.0	41 0

SINGLE-GAME CAREER HIGHS

Regular Season

Yards Rushing — 86 (12/6/81 @ Baltimore)
 Rushing Attempts 10 (9/8/80 @ Washington)
 Longest Run — 59t (12/6/81 @ Baltimore)
 TD Rushing — 1 (12/6/81 @ Baltimore)
 Receptions — 2 (9/14/80 @ Denver)
 Yards Receiving — 27 (9/14/80 vs. Washington)

Playoffs

Yards Rushing — 38 (12/28/80 vs. Los Angeles)
 Rushing Attempts — 9 (1/2/82 vs. Tampa Bay)
 Longest Run — 22 (12/28/80 vs. Los Angeles)
 TD Rushing — 1 (1/2/82 vs. Tampa Bay)
 Receptions — 3 (1/10/82 @ San Francisco)
 Yards Receiving — 17 (1/10/82 @ San Francisco)

Angelo King ★ 57

LINEBACKER • SOUTH CAROLINA STATE • 2nd YEAR
HT: 6-1 • WT: 220 • BORN: 2/10/58 • FA FOR '81

PRO: Angelo King fits the mold of the smaller, quicker linebacker needed to cope with today's pass-oriented NFL offenses. King showed potential in training camp but was released in late August at the roster cutdown to 50. Fortunately for King, Mike Hegman fractured his arm in the season opener at Washington, opening the door for Angelo's recall. Angelo was a solid special teams performer, including a fumble recovery on a punt that set up the Cowboys' go-ahead touchdown in the third quarter at New England (9/21). His performance was strong enough that when Hegman returned, King stayed. Although he didn't receive much chance at linebacker during games, King's teammates and coaches are enthusiastic about his ability. Tom Landry considered him a candidate to succeed weakside linebacker D.D. Lewis along with Guy Brown, Anthony Dickerson and Bill Roe. "Angelo King might not impress you that much when you first look at him," Landry says. "The only thing that impresses you is the results. He makes plays. He moves off blocks well. He's in good position to make plays. He'll build on that ability. He may become like a Dave Edwards (Cowboys linebacker 1963-75) type of player, someone who can do the job for you over and over again, a solid performer." King and Cowboys



KING, Cont.

safety Dexter Clinkscale were teammates for three years at South Carolina State. GAMES: 1981 (15).

COLLEGE: King became a starting linebacker at South Carolina State midway through his freshman year, 1977. He went on to become second-team All-Mid-Eastern Athletic Conference in 1978, first-team All-MEAC in 1979 and '80, plus a Black All-America and honorable mention Little All-America in 1980. King blocked six punts in his career, two in '78 and a school-record four in '79. He played in the 1981 Black All-Star Game.

PERSONAL: Angelo Tyrone King returned to South Carolina State in the offseason and obtained his degree in health and physical education. Angelo is a native of Columbia, S.C. He has three brothers and three sisters.

KING'S COWBOYS TOTALS

Year	Opponents' No.	Fumble Yds.	Recoveries Avg.	Long	TD
1981	1	0	0.0	0	0



Harvey Martin ★ 79

DEFENSIVE END • EAST TEXAS STATE • 10th YEAR
HT: 6-5 • WT: 252 • BORN: 11/16/50 • D-3 FOR '73

PRO: The sight of Harvey Martin swooping into the backfield from his right end position has been a fearsome sight for NFL quarterbacks for a decade. Martin has led or co-led the Cowboys in quarterback traps every year he's been with the club, nine straight seasons, averaging 12.7 per year for a total of 114 (from '73-'81 9-10-10-15-23-16-9-12-10). A defensive co-captain from 1977-80, Harvey is a fiery competitor and the emotional leader of the defense. "Harvey is the guy who gets the front four going," says cornerback Dennis Thurman. "He's the leader, the catalyst. When he's going good, those linemen are unstoppable." Martin is a four-time Pro Bowl choice (1976-79) and a unanimous All-Pro in 1977. He was named the Cowboys' Oak Farms defensive MVP after getting two sacks in a key victory over Los Angeles last year (10/18). He led the club last season with four forced fumbles and he sparked the outstanding defensive showing in the shutout playoff victory over Tampa Bay (1/2) with a trap, two batted-down passes and constant pressure on the quarterback. He also had two traps in the NFC Championship Game (1/10). Said Philadelphia tackle Stan Walters, "I rank Harvey the best defensive end I met in 1981. He plays the run better than he ever did. He plays within the flex defense. And he can still be a dominating pass rusher." In 1980 Martin tied his single-game career high of three QB traps against St. Louis (11/2) and he had four traps in the playoffs. He

MARTIN, Cont.


recovered from leg and shoulder injuries in '78 to have a big game in the NFC title contest at Los Angeles (1/7/79) with a team-leading seven tackles, a sack and a fumble recovery. Harvey's '77 season was one of the best ever by an NFL defensive player—a career-high 85 tackles, a league-leading 23 traps, two fumble recoveries in the NFC Championship Game, co-MVP with Randy White in Super Bowl XII, consensus All-Pro honors and NFL defensive player of the year. Harvey shares with former teammate Cliff Harris the NFL career playoff record of four fumble recoveries. GAMES: 1973 (14), 1974 (14), 1975 (13), 1976 (14), 1977 (14), 1978 (16), 1979 (16), 1980 (16), 1981 (16). Total—133.

COLLEGE: Martin earned NAIA, Football News and Associated Press All-America honors in 1972 when he led East Texas State to the NAIA Division I championship. Harvey was named Lone Star Conference defensive player of the decade in 1980.

PERSONAL: Dallas native Harvey Banks Martin is one of the area's most popular sports personalities. His off-field pursuits are barbecue and broadcasting. He is a partner in a chain of Dallas barbecue restaurants called Smokey John's and he is a sports reporter for KXAS-TV. He also hosts his own "Cowboys Report" on radio during the season and he has been a commentator on ABC's SuperTeams competition. Harvey is active in the American Heart Association, the Easter Seals and the Parkland Hospital Blood Bank.

MARTIN'S COWBOYS TOTALS

Year	Opponents' Fumble Recoveries					Pass Interceptions					
	No.	Yds.	Avg.	Long	TD	Year	No.	Yds.	Avg.	Long	TD
1973	1	0	0.0	0	0	1976	1	0	0.0	0	0
1974	2	9	4.5	6	0	1978	1	7	7.0	7	0
1977	2	0	0.0	0	0	TOTALS	2	7	3.5	7	0
1981	1	0	0.0	0	0						
TOTALS	6	9	1.5	6	0						





Robert Newhouse ★ 44

FULLBACK • HOUSTON • 11th YEAR
HT: 5-10 • WT: 220 • BORN: 1/9/50 • D-2 FOR '72

PRO: The Cowboys' starting fullback from 1974-80 and the club's fourth all-time leading rusher, Robert Newhouse yielded his starting berth to youthful Ron Springs last year. Unlike others

who've been put in that position, however, Newhouse accepted his new role without a fuss. He was a solid special teams contributor all season and when called on in short-yardage situations at Philadelphia (11/1) he responded with 24 yards on six carries, including a six-yard gain on a third-and-one in the winning touchdown drive. "He's the type of player every coach likes to have," Tom Landry says. "You call on him and he responds." In 1980, when it seemed he was about to become the Cowboys' fullback of the past, 'House regained his starting job from Springs a month into the season and finished as the team's second leading rusher. A stress fracture of the lower left leg suffered in the season opener slowed Newhouse in 1979 after a broken bone in his right leg marred his '78 season. Robert was enjoying one of his best years in '78 when the injury struck him down in game 12 against New Orleans (11/19). His streak of playing in 96 straight games was broken, but 'House still led the team in rushing TDs with eight and total TDs scored with 10. In a key victory over Green Bay (11/2), he played the equivalent of a perfect game, receiving the highest grades ever by a Dallas running back in the coaches' film review. Newhouse has had five career 100-yard games, most recently in the 1979 opener at St. Louis (9/2) when he gained 108 yards. He led the Cowboys in rushing in the 1975 Super Bowl season with a career-best 930 yards. 'House has played well in many key games, his most memorable moment coming in Super Bowl XII when he tossed a 29-yard touchdown pass to Golden Richards to seal the victory over Denver (1/15/78). "There isn't a more hard-nosed back in pro ball than Robert Newhouse," says Tony Dorsett. Robert was drafted in 1972 with a second-round pick obtained from New England for Halver Hagen and Honor Jackson. GAMES: 1972 (14), 1973 (14), 1974 (14), 1975 (14), 1976 (14), 1977 (14), 1978 (13), 1979 (14), 1980 (16), 1981 (16). Total — 143.

COLLEGE: Newhouse set school records for yards rushing in a season (1,757) and carries (297) in 1971 en route to becoming Houston's all-time leading rusher with 2,961 yards. He averaged 6.4 yards per carry and scored 19 touchdowns in his career. Four times he rushed for more than 200 yards in a game, including 245 against Mississippi State in 1969.

PERSONAL: Robert Fulton Newhouse and wife Nancy are both from the east Texas town of Hallsville. Newhouse Enterprises, Inc., includes the All-Brand Pump Company and a petroleum products divi-

NEWHOUSE, Cont.

sion. Robert is studying for his master's in business at the University of Dallas, he and Nancy have their real estate licenses and Nancy and Joyce Barnes are partners in a Dallas beauty salon called "In-Look Hair Designs." The Newhouses have four children — Roddrick (5/21/75), twin daughters Dawnyel and Shawntel (3/6/79) and Reginald (2/16/81).

NEWHOUSE'S COWBOYS TOTALS

Rushing						Receiving					
Year	Att.	Yds.	Avg.	Long	TD	Year	No.	Yds.	Avg.	Long	TD
1972	28	116	4.1	19	1	1972	1	8	8.0	8	0
1973	84	436	5.2	54	1	1973	9	87	9.7	38	1
1974	124	501	4.0	23	3	1974	9	67	7.4	21	0
1975	209	930	4.4	29	2	1975	34	275	8.1	23	0
1976	116	450	3.9	24	3	1976	15	86	5.7	16	0
1977	180	721	4.0	29	3	1977	16	106	6.6	41	1
1978	140	584	4.2	24	8	1978	20	176	8.8	24	2
1979	124	449	3.6	21	3	1979	7	55	7.9	21	1
1980	118	451	3.8	29	6	1980	8	75	9.4	18	0
1981	14	33	2.3	6	0	1981	1	21	21.0	21	0
TOTALS	1137	4671	4.1	54	6	TOTALS	120	956	8.0	41	5

Kickoff Returns

Year	No.	Yds.	Avg.	Long	TD
1972	18	382	21.2	30	0
1973	3	62	20.7	26	0
1981	3	34	10.4	12	0
TOTALS	24	478	19.9	30	0

Passing

Year	Att.	Comp.	Yds.	Pct.	Int.	Avg. Gn.	TD
1975	2	1	46	50.0	0	23.0	1

SINGLE-GAME CAREER HIGHS

Regular Season

Yards Rushing — 124 (12/16/73 vs. St. Louis)
 Rushing Attempts — 23 (9/28/75 vs. St. Louis)
 Longest Run — 54 (11/18/73 vs. Philadelphia)
 TD Rushing — 2 (4 times, last 10/12/80 vs. San Francisco)
 Receptions — 6 (10/26/75 vs. Philadelphia)
 Yards Receiving — 53 (10/23/77 vs. Philadelphia)
 Longest Reception — 41 (10/23/77 vs. Philadelphia)
 TD Receiving — 1 (5 times, last 11/22/79 vs. Houston)

Playoffs

Yards Rushing — 81 (1/1/78 vs. Minnesota)
 Rushing Attempts — 16 (3 times, last 12/26/77 vs. Chicago)
 Longest Run — 19 (twice, last 12/26/77 vs. Chicago)
 TD Rushing — 1 (twice, last 1/4/81 @ Atlanta)
 Receptions — 3 (1/15/78 vs. Denver)
 Yards Receiving — 25 (12/28/75 vs. Minnesota)
 Longest Reception — 14 (twice, last 12/19/76 vs. Los Angeles)
 TD Receiving — 0





Timmy Newsome ★ 30

FULLBACK • WINSTON-SALEM STATE • 3rd YEAR
HT: 6-1 • WT: 232 • BORN: 5/17/58 • D-6 FOR '80

PRO: A severe hamstring pull on the first day of training camp last year subverted the 1981 hopes of Timmy Newsome, who was considered a candidate for the starting fullback job entering the season. A diamond in the rough plucked from one of the nation's smaller colleges (enrollment 2,200), Newsome is bigger than most previous Cowboys fullbacks and he's exceptionally strong, pound-for-pound the strongest man on the team, according to conditioning coach Bob Ward. Timmy can bench-press 410 pounds. He also has a knack for slipping tackles. Although Newsome played in 15 games last year, he missed virtually all of training camp because of the leg injury and was never a factor at fullback, contributing mostly on special teams. Timmy began slowly in training camp as a rookie, too, and didn't see much action during the '80 season. As the year went on, however, he continued to impress his coaches in practice with his all-around skills. He did catch three passes and score two touchdowns on one-yard runs in a victory over San Diego (10/26). He also had a few long runs, a 23-yarder against Seattle (11/27) plus a 19-yarder and 15-yarder in the playoffs against Los Angeles (12/28). Newsome is a good blocker and fine receiver, even though he didn't have much opportunity to catch passes in college. **GAMES:** 1980 (16), 1981 (15). Total — 31.

COLLEGE: Newsome was a two-time NAIA first-team All-America and was voted 1979 player of the year by the Central Intercollegiate Athletic Association (CIAA) coaches. In his four-year career at Winston-Salem State, Newsome rushed for 3,843 yards (6.1 per carry)

(Continued on next page)

NEWSOME'S COWBOYS TOTALS

Rushing					Kickoff Returns				
Year	No.	Yds.	Avg.	Long TD	Year	No.	Yds.	Avg.	Long TD
1980	23	73	3.1	23 2	1980	12	293	24.4	36 0
1981	13	38	2.9	7 0	1981	12	228	19.0	27 0
TOTALS	36	111	3.1	23 2	TOTALS	24	521	21.7	36 0

Receiving				
Year	No.	Yds.	Avg.	Long TD
1980	4	43	10.6	16 0

SINGLE-GAME CAREER HIGHS

Regular Season

Yards Rushing — 32 (11/27/80 vs. Seattle)
 Rushing Attempts — 8 (10/26/80 vs. San Diego)
 Longest Run — 23 (11/27/80 vs. Seattle)
 TD Rushing — 2 (10/26/80 vs. San Diego)
 Receptions — 3 (10/26/80 vs. San Diego)
 Yards Receiving — 37 (10/26/80 vs. San Diego)

Playoffs

Yards Rushing — 34 (12/28/80 vs. Los Angeles)
 Rushing Attempts — 2 (12/28/80 vs. Los Angeles)
 Longest Run — 19 (12/28/80 vs. Los Angeles)
 TD Rushing — 1 (1/2/81 vs. Tampa Bay)

NEWSOME, Cont.

and 38 touchdowns. He was the CIAA's leading rusher and scorer in 1977, '78 and '79.

PERSONAL: Timothy Arthur Newsome of Ahoskie, N.C., has a degree in business with a concentration in computer science. In the offseason he is a computer programmer for Banking Systems, Inc., of Dallas. Timmy also has done promotional work for the state of North Carolina's alcohol and drug abuse prevention program.

Kurt Petersen ★ 65

GUARD • MISSOURI • 3rd YEAR
HT: 6-4 • WT: 266 • BORN: 6/17/57 • D-4 FOR '80

PRO: Armed with a resounding dedication to the old fashioned work ethic, Kurt Petersen responded beyond expectations as an emergency starter last year, only his second season at a new position, offensive guard. A defensive lineman in college, Petersen spent his rookie year making the difficult position switch, trying to duplicate the success of Pat Donovan, John Fitzgerald and Blaine Nye, college defensive linemen who became top offensive linemen for the Cowboys. The learning process was expected to continue last season, but a knee injury to center Robert Shaw in the second game caused the Cowboys to move right guard Tom Rafferty to center and Petersen into a starting role at right guard. Kurt started 14 of 16 games and proved a key factor in the Cowboys' 1981 season. "We normally don't expect someone to be able to move from defense to offense so quickly," says offensive line coach Jim Myers. "Pete is way ahead of schedule. I consider the quarterback and the offensive linemen the two areas where experience is crucial. But Pete made up for it and here is the reason: Pete has been dedicated, he has worked." Called "the Cowboys' blue-ribbon workhorse" by a Dallas newspaper, Petersen combines size, quickness and intelligence with unusual strength, second on the team to awesome Randy White. "As a rookie he was lost," Tom Rafferty says. "But you could tell he was going to be a player. And when you consider he had never played offense before, the guy has made quite a transition." Says Tom Landry, "Petersen has to learn some things yet to become a dominant player, but he has that opportunity." GAMES: 1980 (16), 1981 (16). Total — 32.

COLLEGE: A linebacker his junior year, Petersen was moved to defensive tackle his senior season to give Missouri more inside quickness. A senior co-captain, Kurt tied for the team lead in fumble recoveries with four.

PERSONAL: St. Louis native Kurt David Petersen has a degree in industrial education and has worked as a carpenter. He is co-owner with a brother and sister of the Rockbridge Castings Company of Rockbridge, Ill. Kurt also is an outdoorsman who enjoys fishing, hunting, gardening and archery. Kurt and wife Karen live in Carrollton, Texas.





Drew Pearson ★ 88

WIDE RECEIVER • **TULSA** • **10th YEAR**
HT: 6-0 • **WT: 190** • **BORN: 1/12/51** • **FA FOR '73**

PRO: In his decade with the Cowboys Drew Pearson has proceeded from undrafted free agent rookie to all-time leading receiver, from unknown to legend. Named to the All-Decade Team of the 1970s by the Pro Football Hall of Fame in 1980, Pearson has earned a reputation as one of the top clutch receivers in football history. His most memorable catches form a list of some of the great moments in Cowboys history — an 83-yard fourth-quarter touchdown reception to beat the Rams in the 1973 playoffs; a 50-yard scoring catch in the closing seconds to beat Washington on Thanksgiving Day 1974; the 50-yard "Hail Mary" touchdown reception in the final 20 seconds to beat Minnesota in the '75 playoffs; two touchdown catches in the final 3:40 at Atlanta in the '80 playoffs, the second with 42 seconds left to rally the Cowboys past the Falcons 30-27. Drew became the Cowboys' all-time leading receiver in 1980 when he passed Bob Hayes' mark of 365 catches. Drew entered his 10th season needing 400 yards to catch Hayes' team leadership in all-time receiving yardage with 7,295 yards. "The thing you can't do is look inside a player and find out how really competitive he is and how he will react in situations where you really need him," Gil Brandt says. "These things take time to find out, and they're the things Drew Pearson is all about." Drew was named All-Pro and to the Pro Bowl in 1974, '76 and '77. He led NFC pass catchers in '76 with 58 receptions and he holds club records for catching passes in 58 consecutive games between 1974-78 and in each of the past 18 playoff games (every one he's been in). Drew entered '82 with a streak of catches in 34 straight games. In 1979 Drew and Tony Hill became the first pair of NFC (or old NFL) receivers to each catch 1,000 yards worth of passes in a season. Pearson, who's missed only one game (12/8/79 at Philadelphia) because of injury, became a starter midway through his rookie year due to an injury to Otto Stowe. Drew served as an offensive co-captain in 1977 and '78. Six of his 18 career 100-yard games have been against Washington. "You're always glad you've got somebody like Drew around when you play in big games," Tom Landry says. "He's agile, he runs precise patterns and he's got great hands." **GAMES:** 1973 (14), 1974 (14), 1975 (14), 1976 (14), 1977 (14), 1978 (16), 1979 (15), 1980 (16), 1981 (16). Total — 133.

COLLEGE: Pearson caught a team-leading 33 passes for a run-oriented, 4-7 Tulsa team in 1972 and received the university president's award as the team's "best spirited and most unselfish member." Drew succeeded Joe Theismann as quarterback at South River, N.J., High School but was converted to flanker at Tulsa.

PERSONAL: Drew Pearson, voted the Cowboys' NFL Man of the Year by fans in 1980, is a national spokesman for the Distilled Spirits

PEARSON, Cont.

Council which battles teenage alcohol abuse. Drew has a local radio show during the season, has worked as an analyst on telecasts of Southwest Conference basketball games and has done sports reporting for a Dallas TV station. Drew founded the Cowboys players' offseason basketball team and is married to the daughter of former Harlem Globetrotters star Marques Haynes. Drew and Marsha Pearson have two daughters — Tori Nichole (7/23/74) and Britni Ja'Nae (8/6/79).

PEARSON'S COWBOYS TOTALS

Receiving					Rushing				
Year	No.	Yds.	Avg.	Long TD	Year	Att.	Yds.	Avg.	Long TD
1973	22	388	17.6	40 2	1974	3	6	2.0	22 0
1974	62	1087	17.5	50 2	1975	1	11	11.0	11 0
1975	46	822	17.9	46 8	1976	2	20	10.0	11 0
1976	58	806	13.9	40 6	1977	2	22	11.0	11 0
1977	48	870	18.1	67 2	1978	3	29	9.7	33 0
1978	44	714	16.2	53 3	1979	3	27	9.0	33 0
1979	55	1026	18.7	56 8	1980	3	31	10.3	32 0
1980	43	568	13.2	30 6	1981	3	31	10.3	25 0
1981	38	614	16.2	42 3	TOTALS	20	177	8.9	33 0
TOTALS	416	6895	16.6	67 40					

Punt Returns					Miscellaneous Scoring				
Year	No.	Yds.	Avg.	Long TD	Year	TD	PAT	FG	Pts.
1973	2	13	6.5	13 0	1974	1*	0	0	6
					1976	1*	0	0	6
					TOTALS	2	0	0	12

Kickoff Returns					*Recovered fumble in end zone.				
Year	No.	Yds.	Avg.	Long TD	Year	TD	PAT	FG	Pts.
1973	7	155	22.1	26 0					

Passing							
Year	Att.	Comp.	Yds.	Pct.	Int.	Avg. Gn.	TD
1974	1	1	46	1,000	0	46.00	1
1976	1	1	39	1,000	0	39.00	1
1981	2	2	81	1,000	0	40.5	1
TOTALS	4	4	166	1,000	0	41.5	3

SINGLE-GAME CAREER HIGHS

Regular Season

Receptions — 10 (9/23/74 @ Philadelphia)
 Yards Receiving — 188 (10/6/75 @ Detroit)
 Longest Reception — 67 (11/27/77 @ Washington)
 TD Receptions — 3 (twice, last 10/12/80 vs. San Francisco)

Playoffs

Receptions — 5 (twice, last 1/4/81 @ Atlanta)
 Yards Receiving — 91 (12/28/75 @ Minnesota)
 Longest Reception — 83t (12/23/73 vs. Los Angeles)
 TD Receptions — 2 (twice, last 1/4/81 @ Atlanta)

PEARSON'S 100-YARD GAMES

Date	Opponent	No.	Yds.	Lg.	TD	Date	Opponent	No.	Yds.	Lg.	TD
9/23/74	@ Phila.	10	161	25	0	10/15/78	@ St. Louis	7	101	25	0
9/29	N.Y. Giants	6	116	32	0	11/23	Washington	4	116	53t	1
10/13	@ St. Louis	8	118	26	0						
11/10	S. Francisco	4	100	33	0	9/24/79	@ Cleveland	5	109	44	0
11/28	Washington	5	108	50t	1	11/4	@ N.Y. Giants	6	124	32t	1
						11/18	@ Wash.	8	134	35	2
10/6/75	@ Detroit	6	188	46	2	11/22	Houston	5	118	56t	1
11/2	@ Wash.	7	114	32	1						
						10/19/80	@ Phila.	8	107	21	0
11/15/76	Buffalo	9	135	40	1	11/2	@ St. Louis	6	103	26	0
10/16/77	Washington	6	157	59t	1	11/22/81	Washington	6	111	34	0



Tom Rafferty ★ 64

GUARD-CENTER • PENN STATE • 7th YEAR
HT: 6-3 • WT: 258 • BORN: 8/2/54 • D-4 FOR '76

PRO: Tom Rafferty's athletic versatility paid big dividends last season when the Cowboys lost both their centers to knee injuries. After John Fitzgerald went down during preseason and Robert Shaw in the second regular-season game, Rafferty became the center after four years as the starting right guard. Yet the offense continued to flourish. "He played very well," Tom Landry said. "By the end of the season he was a consistent performer. We're fortunate to have a guy like him." Now Rafferty provides outstanding depth at guard and center, a proven starter at each position. Tom also snaps the ball on punts, field goals and extra points. Usually it takes a few years to break in an offensive lineman because of the complexity of the position. But Rafferty, whose soft-spoken manner belies his intense competitiveness, won a starting job his second season, replacing retired All-Pro right guard Blaine Nye in 1977. Rafferty wound up playing two games at center that season for injured Fitzgerald, a precursor of the 1981 season. In 1978 Rafferty and Burton Lawless shared the right guard position as play messengers. Tom won the job outright in '79 and played consistently well, particularly in the running game. His top effort came in a crucial playoff-clinching victory at Philadelphia (12/8), after which he was voted the Oak Farms Cowboys MVP by the media. Rafferty shared his second career game MVP award with Fitzgerald in 1980 for the Cowboys' season-opening victory at Washington (9/8). "His consistency and intensity are his two best traits," offensive line coach Jim Myers says. "He knows his job well and has a desire to excel. He's a tremendous competitor." GAMES: 1976 (13), 1977 (14), 1978 (16), 1979 (16), 1980 (16), 1981 (16). Total — 91.

COLLEGE: A four-year starting guard at Penn State, Rafferty earned All-America honors from Football News and the Football Writers Association in 1975. The Cowboys considered him the top pulling guard in the '76 draft.

PERSONAL: Thomas Michael Rafferty was born in Syracuse and raised in Manlius, N.Y., where he became a high school All-America in lacrosse in addition to starring in football and basketball. Tom works in the real estate department of Gulfco Capital Management in Dallas in the offseason. He is studying for his master's in business at the University of Dallas-Irving. Tom and wife Donna live in Dallas with their son J. Michael (7/14/81).

Howard Richards ★ 70

TACKLE • **MISSOURI** • **2nd YEAR**
HT: 6-6 • **WT: 258** • **BORN: 8/7/59** • **D-1 FOR '81**

PRO: The consensus of opinion holds that Howard Richards is a star in waiting, an offensive lineman of great potential who soon will become a fixture in the lineup. "Like Kurt Petersen, Richards has all the qualities to be a top offensive lineman," Tom Landry says. "He's got speed, size and quickness. If he develops, he's going to challenge people in front of him." The 25th player selected in the 1981 draft, Richards contributed to making the offensive line the area of greatest depth for the Cowboys last year. An offensive tackle in college, Richards is quick enough to also play guard, the Cowboys believe. "The big question right now is where does he play?" explains Landry. "Since we have lots of people at guard, I think he'll probably work at tackle more than guard for now." Richards played special teams his rookie year while learning the complicated offensive line position. "He's very flexible both mentally and physically," offensive line coach Jim Myers says. "What's striking about him is his size, mobility and intelligence. He should have a solid career." Richards played at Missouri with current teammates Kurt Petersen and Ron Fellows: **GAMES: 1981 (16).**

COLLEGE: Richards started 40 consecutive games at right tackle for Missouri and capped his career by earning consensus All-Big Eight and second-team All-America honors in 1980. He was a finalist for the 1980 Lombardi Award, which goes to the nation's top collegiate lineman. Howard also received All-Big Eight honors his junior year and was an offensive co-captain for the Tigers his senior year.

PERSONAL: Howard Glenn Richards, Jr., a St. Louis native, returned to Missouri in the offseason to work on his degree in communications (radio, TV and film). Howard was a football, basketball and baseball star at St. Louis' Southwest High School. His uncle is Ernie McMillan, former offensive tackle for the St. Louis Cardinals and currently offensive line coach of the Green Bay Packers.



Bill Roe ★ 56

LINEBACKER • **COLORADO** • **2nd YEAR**
HT: 6-3 • **WT: 232** • **BORN: 2/6/58** • **D-3A FOR '80**

PRO: Although to Cowboys fans Bill Roe seemingly disappeared last season, it might be premature to count him out of the team's plans at linebacker. "Bill Roe brings a great amount of enthusiasm and intensity into his play," Tom Landry says. "He's got



ROE, Cont.

good size and he's very intense, very competitive. He'll fight for a job." Roe did not see action in 1981 after a sprained ankle in training camp sent him to the injured reserve list. He made his presence felt in practice, however. "He was great in practice," linebackers coach Jerry Tubbs said. "He covered every running back that came out of the backfield. He messed up the offense every time they came his way. His forte is intensity." Roe used that quality to make a big impression on special teams his rookie year of 1980. He received a game ball from the coaches for his special teams work against Green Bay (9/28). Roe had an interception, which he returned 31 yards, in 1980 preseason against Los Angeles (8/16). "You didn't hear too much about Roe his rookie year, but he did a great job," Landry said. "He was great at covering punts and kickoffs, a very aggressive player. He has a pretty good nose for the football." Bill was the Cowboys' first 1980 draft choice since the first-round and second-round picks were traded to Baltimore in 1979 for John Dutton. Roe was chosen with one of two picks obtained in 1978 from the Chicago Bears for wide receiver Golden Richards. GAMES: 1980 (16), 1981 (inj.).

COLLEGE: A late-blooming star at Colorado because of a junior year knee injury, Roe led the Big Eight in tackles in 1979 when he became the first player in conference history to win defensive player of the week honors two weeks in a row. One of his team-leading three interceptions that year was a 69-yard TD return against Nebraska. Bill was a two-year starter at inside linebacker. He won Colorado's heavyweight boxing championship in '78.

PERSONAL: Born in South Bend, Ind., William Oliver Roe II was raised in Markham, Ill. He earned 10 letters in football, basketball, track and baseball at Thornwood High School in South Holland, Ill. Bill has a daughter, Wendy (12/17/79).



Jay Saldi ★ 87

TIGHT END • **SOUTH CAROLINA** • **7th YEAR**
HT: 6-3 • **WT: 231** • **BORN: 10/8/54** • **FA FOR '76**

PRO: When your offensive attack employs multiple formations, motion and deception, you need versatile players at the skill positions who can perform a variety of functions. That's what makes Jay Saldi so valuable to the Cowboys. "He's very important to our team in that he handles so many special situations and the game of football today is special situations," Tom Landry says. "The fact he fits in so well in so many situations makes him a very valuable performer." Saldi started five games and split time nearly equally last year with the other two tight ends, Billy Joe DuPree and Doug Cosbie. Jay was the third tight end on many short-yardage plays, or the fourth wide receiver on third-and-long, or the man-in-motion on

SALDI, Cont.

special formation plays. He runs excellent pass routes and possesses a dependable pair of hands. Jay served as a play messenger in 1980 when he established personal highs in catches and yards. His biggest play was a nifty 37-yard over-the-shoulder catch to the three to set up the go-ahead touchdown in the NFC Wild Card playoff victory over Los Angeles (12/28). Saldi missed the final 11 games of the 1978 season with a broken right forearm, but returned in '79 to give the Cowboys fine depth at tight end. Jay had the distinction of catching Roger Staubach's last touchdown pass, a two-yarder that sent Dallas ahead in the fourth quarter of its '79 playoff loss to Los Angeles (12/30). A free agent longshot in '76, Saldi first made his mark as a rugged special teams performer. Landry called him the team's most improved player after '77 training camp and named Jay special teams captain, a post he held until his '78 injury against St. Louis (9/24). Saldi scored three touchdowns in '77, two by air and one by sliding eight yards on his back with a fumbled Giants punt (he's scored one other TD against the Giants). Also in '77 he set up the winning TD at Philadelphia (10/23) by blocking a punt Charlie Waters ran in, and he had a key fumble recovery on a punt in the NFC Championship Game against Minnesota (1/1). GAMES: 1976 (14), 1977 (14), 1978 (4), 1979 (16), 1980 (16), 1981 (16). Total — 80.

COLLEGE: A high school All-America linebacker, Saldi began his South Carolina career as a 205-pound defensive end before being switched to tight end. He caught 15 passes in his career.

PERSONAL: A native of White Plains, N.Y., John Jay Saldi IV (SAL-dee) was named in 1980 to the New York High School All-Decade Team of the 1970s as a linebacker. Jay owns three video gamerooms in Dallas called "Cowboy Jay Saldi's Family Gameland." He also works as a crude oil lease purchaser for West Texas Marketing. Jay and wife Brenda live in Dallas with their son, Johnathan Jay (6/14/82).

SALDI'S COWBOYS TOTALS

Receiving					Kickoff Returns				
Year	No.	Yds.	Avg.	Long TD	Year	No.	Yds.	Avg.	Long TD
1976	1	6	6.0	6 0	1976	1	9	9.0	9 0
1977	11	108	9.8	23 2	1978	1	0	0.0	0 0
1978	3	8	2.7	5 2	1980	1	23	23.0	23 0
1979	14	181	12.9	23 1	TOTALS	3	32	10.7	23 0
1980	25	311	12.4	43 1	Fumble Recoveries				
1981	8	82	10.2	14 1	Year	No.	Yds.	Avg.	Long TD
TOTALS	62	696	11.2	43 7	1977	1	8	8.0	8 1
Rushing					Opponents' Fumble Recoveries				
Year	Att.	Yds.	Avg.	Long TD	Year	No.	Yds.	Avg.	Long TD
1976	1	19	19.0	19 0	1981	1	0	0.0	0 0

SINGLE-GAME CAREER HIGHS

Regular Season

Receptions — 4 (3 times, last 9/21/80 vs. Tampa Bay)
 Yards Receiving — 77 (10/22/80 vs. San Francisco)
 Longest Reception — 43 (10/12/80 vs. San Francisco)
 TD Receptions — 1 (7 times, last 11/15/81 @ Detroit)

Playoffs

Receptions — 2 (twice, last 12/28/80 vs. Los Angeles)
 Yards Receiving — 52 (12/28/80 vs. Los Angeles)
 Longest Reception — 37 (12/28/80 vs. Los Angeles)
 TD Receptions — 1 (12/30/79 vs. Los Angeles)



Herbert Scott ★ 68

GUARD • **VIRGINIA UNION** • **8th YEAR**
HT: 6-2 • **WT: 258** • **BORN: 1/18/53** • **D-13 FOR '75**

PRO: The Cowboys' most honored active offensive lineman is quiet, unassuming Herbert Scott, who lets his All-Pro performance on the field speak for itself. Rising from the obscurity of being a 13th-round draft pick from little Virginia Union, Scott made the team in 1975 as one of the "Dirty Dozen" rookies who helped lead the Cowboys into Super Bowl X. The following year he won the regular left guard position, spending the second half of the season as a play messenger with Burton Lawless. And since 1978 Herb's been collecting a host of honors. He was named first-team All-NFC the past four years (1978-81) by United Press International, and by the Sporting News in 1979. He was chosen by his peers to play in the Pro Bowl the past three years (1979-81). In 1980 he became the Cowboys' first All-Pro offensive lineman since Rayfield Wright in '75 when he was named first-team All-NFL by the Associated Press and the Newspaper Enterprise Association. Herb achieved All-Pro status again in '81, according to AP, the Sporting News and NEA (second team). Known to teammates as "Pooch," Scott is considered the Cowboys' best open field blocker, consistently ranks at or near the top as a pass blocker and is seldom penalized. His balmy demeanor hides an aggressive football personality. Or as teammate Pat Donovan puts it, "Beneath that gentle exterior lies a heart of ice." Says Tony Dorsett, "When Herb goes after a guy, the next thing you see are feet in the air. You just let him get out front and wait until he takes his man out, which you know he's going to do. Having a guy like that working in front of you makes it hard not to gain yardage." Herb missed four starts and half of two other games in 1977 with a hamstring injury. **GAMES:** 1975 (14), 1976 (14), 1977 (11), 1978 (16), 1979 (16), 1980 (16), 1981 (16). Total — 103.

COLLEGE: Scott was a three-time All-Central Intercollegiate Athletic Association selection at Virginia Union. He played guard, tackle and even caught one pass as a tight end. He also was a top shot putter for the track team. In May 1982 Herb was inducted into the CIAA Hall of Fame.

PERSONAL: Herbert Carnell Scott, Jr., works in the offseason for A.L. Williams & Associates, a Dallas financial planning firm. Earlier in his career he taught high school math and science in the offseason in his native Virginia Beach, Va. Last February "Herbert Scott Day" was held in Richmond, Va., home of Virginia Union. Herb's hobby is gospel singing. He is the lead baritone in Dallas' Believer's Tabernacle. Herb's wife Gayle is a counselor at Southwestern Medical School. Herb, Gayle and son Ryan Carnell (11/24/80) live in Lucas, Texas.

Rafael Septien ★ 1



KICKER • SOUTHWEST LOUISIANA • 6th YEAR
HT: 5-9 • WT: 174 • BORN: 12/12/53 • FA FOR '78

PRO: Consistency has been his trademark, so when opportunity called last year Rafael Septien responded with one of the finest seasons ever by an NFL kicker and an all-out assault on the Cowboys' record book. In tying Detroit's Ed Murray for the NFL scoring championship, Septien set team records with 121 points, 27 field goals and nine consecutive field goals. He tied another club record twice with four field goals in a game, against Washington (9/6) and New England (9/21), and became the Cowboys' all-time career field goal leader with 73. He converted 22 of his first 24 attempts and finished with a 77.1 percentage, second best in club history. His 68.2 career field goal percentage is tops in Cowboys history. The Mexican-born sidwinder converted 20-of-21 chances inside the 40 to raise his career mark in that range to a phenomenal 73-of-84 (86.9 percent). He added three field goals in three attempts in the playoffs to improve his career playoff record to 10-of-11, including the past eight in a row. "I have never seen a kicker so good for so long as he was last year," Tom Landry said. "He had an outstanding year. We just want to keep him happy." Rafael collected a host of post-season honors, including his first trip to the Pro Bowl, All-Pro recognition from Associated Press, the Pro Football Writers Association and the Sporting News, All-NFC honors from United Press International, and Pro Football Weekly's Golden Toe Award as the NFL's top kicker in 1981. Septien entered the '82 season needing 53 points to break Bob Hayes' team record of 456 career points. Drafted by New Orleans in the 10th round in '77, Septien was released during training camp and signed by Los Angeles. A consensus all-rookie selection and the NFC's fourth-leading scorer in '77, Septien was beaten out in '78 by Frank Corral and released by the Rams after the final preseason game. The Cowboys immediately signed him (8/30) to replace Efen Herrera, who had been traded to Seattle. The biggest moment of his first Cowboys season came at St. Louis (10/15) when he kicked a 47-yarder into the wind 3:28 into overtime for a 24-21 victory. Rafael was the NFC's third-leading scorer in '79 when he won two games with dramatic kicks, a 22-yarder off the left upright with 1:16 left to beat St. Louis 22-21 (9/2) and a 22-yarder with three seconds remaining to top the Giants 16-14 (11/4). He was the NFC's fifth-leading scorer in '80, including a club-record 59 extra points. GAMES: 1977 (14-L.A.), 1978 (16), 1979 (16), 1980 (16), 1981 (16). Total — 79 (14-L.A.).

COLLEGE: Septien received All-Southland Conference honors his final two seasons at Southwest Louisiana. He kicked nine field goals of more than 50 yards, including a 50-yarder on his first attempt. His long was 57 yards against Lamar in '74.

PERSONAL: Jose Rafael Septien Michel (rah-fay-EL sep-tee-EN),

SEPTIEN, Cont.

a Mexico City native, is the son of Carlos Septien, a member of two Mexican World Cup soccer teams. One of the Cowboys' best athletes, Rafael is a two-time NFL Players Association racquetball champion. He is president of Septien Associates, a Dallas public relations firm. He also is active in local drug abuse prevention programs, Happy Hill Children's Farm and the Fellowship of Christian Athletes. Rafael, wife Linda, a fine opera singer, and their pet parrot "J.R." (for Jose Rafael) live in Dallas.

SEPTIEN'S RAMS TOTALS

Year	Scoring			Pts.
	TD	PAT	FG	
1977	0	32-35	18-30	86

SEPTIEN'S COWBOYS TOTALS

Year	Scoring			Pts.	Opponents				Fumble		Recoveries	
	TD	PAT	FG		Year	No.	Yds.	Avg.	Long	TD	TD	
1978	0	46-47	16-26	94	1980	2	18	9.0	11	0		
1979	0	40-44	19-29	97								
1980	0	59-60	11-17	92								
1981	0	40-40	27-35	121								
TOTALS	0	185-191	73-107	404								

Punting

Year	No.	Yds.	Avg.	Long	Blk.
1981	2	62	31.0	33	0

Field Goal Accuracy

Year	Field Goal Accuracy				50+	Total	Pct.
	1-19	20-29	30-39	40-49			
1977 (Rams)	1-1	10-11	5-6	2-10	0-2	18-30	60.0
1978	2-3	8-8	3-5	3-10	0-0	16-26	61.5
1979	0-0	7-7	7-11	3-8	2-3	19-29	65.5
1980	1-1	3-4	6-6	0-3	1-3	11-17	64.7
1981	1-1	11-11	8-9	7-12	0-2	27-35	77.1
TOTALS	5-6	39-41	29-37	15-43	3-10	91-137	66.4

SINGLE-GAME CAREER HIGHS

Regular Season

Points — 15 (9/21/81 @ New England)
 Field Goals — 4 (twice, last 9/21/81 @ New England)
 Longest Field Goal — 52 (12/7/80 vs. Oakland)
 Extra Points — 8 (10/12/80 vs. San Francisco)

Playoffs

Points — 10 (12/28/80 vs. Los Angeles)
 Field Goals — 2 (3 times, last 1/10/82 @ San Francisco)
 Longest Field Goal — 48 (12/30/78 vs. Atlanta)
 Extra Points — 5 (1/2/82 vs. Tampa Bay)



Robert Shaw ★ 52

CENTER • TENNESSEE • 4th YEAR
 HT: 6-4 • WT: 261 • BORN: 10/15/56 • D-1 FOR '79

PRO: Robert Shaw was about to establish himself as one of the NFL's top centers last year when a knee injury in the second game (St. Louis 9/13) wiped out the rest of his season. Shaw started four weeks later at San Francisco, but the knee failed to hold up and he underwent surgery the following week. "Before he was hurt Shaw was playing very well," Tom Landry says. "He's a great competitor. He's strong and he's got a lot of quickness about him." Said offensive line coach Jim Myers before the injury, "He could make All-Pro." After

SHAW, Cont.

a slow start his rookie year, Shaw reported to '80 training camp 20 pounds heavier and with a ton of resolve. Without doubt he was the most improved player in camp. "He improved his size and strength, and he has great mental characteristics with his desire and aggressiveness," Jim Myers said. Injuries to veteran starter John Fitzgerald later in the season opened the way for Shaw, who started five games in '80, including the three playoff games. Following the NFC Wild Card playoff victory over Los Angeles (12/28), in which Shaw earned a coaches' game ball, Tom Landry said, "Shaw played as fine a game as I've seen a lineman play for us. He did a great job on Hacksaw Reynolds." Shaw was the first center ever drafted in the first round by the Cowboys and the first offensive lineman drafted No. 1 since guard John Niland in 1966. As a rookie he played on special teams and started one game at center, against Houston (11/22) when Fitzgerald was injured. GAMES: 1979 (16), 1980 (14), 1981 (3). Total — 33.

COLLEGE: A three-year starter and co-captain of the Volunteers as a senior, Shaw earned All-Southeastern Conference honors in 1977 and '78. He started in both the East-West Shrine and Senior Bowl games. He was named second-team All-America by the Newspaper Enterprise Association in '78.

PERSONAL: Born in Tuscaloosa, Ala., Robert Leslie Shaw graduated from Wheeler High School in Georgia where, in addition to becoming state football lineman of the year, he also played basketball and swam competitively. In the offseason Robert has been studying for his degree in business at the University of Texas-Dallas. Robert and wife Elizabeth live in Dallas with their bull terrier "Stinky."

Danny Spradlin ★ 55

LINEBACKER • TENNESSEE • 2nd YEAR
HT: 6-1 • WT: 221 • BORN: 3/3/59 • D-5 FOR '80

PRO: The loud "pop" training camp witnesses heard quite often last summer usually was the sound of Danny Spradlin applying his pads to someone. A rookie middle linebacker known in the trade as a "hitter," Spradlin showed plenty of promise, enabling the Cowboys to trade veteran backup middle linebacker Bruce Huther to Cleveland to make room for him. "He showed some ability at one of the most difficult of positions, where you have to read and react so much," Tom Landry said. "He showed a real knack for playing our run defenses, for moving into positions you have to move into. I think he'll improve this year in knowledge and understanding and he could be a factor." Aggressive, mobile and strong, Danny blocked up Bob Breunig last year while learning his position. He also was a top special teams performer. Spradlin played at Tennessee with current teammate Robert Shaw. GAMES: 1981 (16).



SPRADLIN, Cont.

COLLEGE: Considered Tennessee's fiercest tackler in 1980, Spradlin led the Volunteers in total tackles that season with 125. He was second on the squad in 1979 with 102. Spradlin improved steadily after winning a starting outside linebacker spot late in his sophomore season. He was named AP's defensive player of the week in 1980 for his 12-tackle performance against Vanderbilt.

PERSONAL: Danny Raye Spradlin is a native of Maryville, Tenn. In the offseason he installed heating and air conditioning units for Sentell, Inc., of Fort Worth. He has been active in helping the Boys Club of Maryville.



Ron Springs ★ 20

FULLBACK • **OHIO STATE** • **4th YEAR**
HT: 6-1 • **WT: 216** • **BORN: 11/4/56** • **D-5C FOR '79**

PRO: For the past two years Ron Springs has won the starting fullback job with a solid training camp performance. The difference in 1981 was Springs held the position all season and was a major contributor. He combined for 984 yards rushing and receiving, scored a team-high 12 touchdowns and tied Tony Hill for the club lead in receptions with 46, one short of Preston Pearson's Cowboys record for a running back. Ron's 11 receptions at New England (9/21) was a team record for running backs. He combined for more than 100 yards rushing and receiving in three games, New England (134), Miami (10/25, 102) and Washington (11/22, 107). He caught a 32-yard touchdown pass late in the fourth quarter for the winning score in the dramatic 28-27 comeback victory over the Dolphins. "Ron's a tough, hard-nosed, slashing-type runner," Tom Landry says. "He has a knack for hitting the hole and is a strong, powerful runner. He has good speed and catches the ball well." Springs sparkled as a rookie after being only the 167th player chosen in the 1979 draft. He filled in exceptionally well for Tony Dorsett at tailback in three victories when Dorsett was ailing. In the season opener at St. Louis (9/2) Ron threw a 30-yard fourth-quarter touchdown pass to Tony Hill on his first NFL attempt. Springs took over for Dorsett late in the first half at Philadelphia (12/8) and rushed for 49 yards in the second half as the Cowboys clinched a playoff berth. Then in the dramatic comeback victory over Washington (12/16) that won the NFC East championship, Springs rushed for 79 yards and one TD, and caught six passes for 58 yards, including a 26-yard TD late in the fourth quarter. Springs added 10 pounds and was shifted to fullback in 1980. He won the starting job in training camp from Robert Newhouse but twisted an ankle in the third game against Tampa Bay (9/21) and didn't regain the position from Newhouse until the following season. Ron led the team in kickoff returns in '79. **GAMES: 1979 (16), 1980 (15), 1981 (16).** Total — 47.

SPRINGS, Cont.

COLLEGE: Springs rushed for 1,800 yards and scored 25 touchdowns in 1976 at Coffeyville, Kan., Junior College to become junior college player of the year. He led Ohio State in rushing and receiving as a junior with 1,166 yards on the ground and another 90 on 16 receptions. He managed 585 yards rushing in an injury-marred senior year. Springs also ran sprint relays for the Buckeyes track team.

PERSONAL: Ronald Edward Springs is a native of Williamsburg, Va., where they've named a street after him (Ron Springs Drive). Ron studied communications at Ohio State and has gained experience in radio and television in Dallas. Ron volunteers his time to the Dallas Society for Crippled Children and the Easter Seals. He and wife Adriane live in Dallas.

SPRINGS' COWBOYS TOTALS

Rushing						Receiving					
Year	Att.	Yds.	Avg.	Long	TD	Year	No.	Yds.	Avg.	Long	TD
1979	67	248	3.7	15	2	1979	25	251	10.0	27	1
1980	89	326	3.7	20	6	1980	15	213	14.1	56	1
1981	172	625	3.6	16	10	1981	46	359	7.8	32	2
TOTALS	328	1199	3.7	20	18	TOTALS	86	823	9.6	56	4

Kickoff Returns						Opponents' Fumble Recoveries					
Year	No.	Yds.	Avg.	Long	TD	Year	No.	Yds.	Avg.	Long	TD
1979	38	780	20.5	70	0	1979	1	0	0.0	0	0
TOTALS	38	780	20.5	70	0	TOTALS	1	0	0.0	0	0

Passing							
Year	Att.	Comp.	Yds.	Pct.	Int.	Avg. Gn.	TD
1979	3	1	30	33.3	0	10.0	1
1981	1	0	0	0.0	1	0.0	0
TOTALS	4	1	30	25.0	1	7.5	1

SINGLE-GAME CAREER HIGHS

Regular Season

Yards Rushing — 85 (11/22/81 vs. Washington)
 Rushing Attempts — 20 (12/16/79 vs. Washington)
 Longest Run — 20t (10/12/80 vs. San Francisco)
 TD Rushing — 3 (9/13/81 vs. St. Louis)
 Receptions — 11 (9/21/81 @ New England)
 Yards Receiving — 93 (10/25/81 vs. Miami)
 Longest Reception — 58t (11/9/80 @ Giants)
 TD Receiving — 1 (4 times, last 12/6/81 @ Baltimore)

Playoffs

Yards Rushing — 70 (1/2/82 vs. Tampa Bay)
 Rushing Attempts — 15 (1/2/82 vs. Tampa Bay)
 Longest Run — 32 (12/28/80 vs. Los Angeles)
 TD Rushing — 1 (twice, last 1/2/82 vs. Tampa Bay)
 Receptions — 3 (twice, last 1/10/82 @ San Francisco)
 Yards Receiving — 39 (1/4/81 @ Atlanta)
 Longest Reception — 26 (1/4/81 @ Atlanta)

Bruce Thornton ★ 77

DEFENSIVE END • ILLINOIS • 4th YEAR
 HT: 6-5 • WT: 262 • BORN: 2/14/58 • D-8 FOR '79

PRO: Released in the final roster cutdown to 45 last summer, Bruce Thornton returned to the Cowboys for the final 13 games after Don Smerek injured a knee in the second game of the season and was placed on injured reserve. Thornton provided backup help



THORNTON, Cont.

for the Cowboys' outstanding defensive line. "He's a good swing-man who can play end or tackle," Tom Landry says. "He has the aggressiveness and competitiveness you look for in a defender." Thornton began his career the way Ed Jones and Harvey Martin did, as a pass-rushing specialist. Bruce beat out two defensive linemen drafted ahead of him in 1979. With Jones on a one-year sabbatical, Thornton finished second to Martin in quarterback traps as a rookie with six, rushing from Too Tall's strong (or left) end position. Thornton's top effort came against Chicago (9/16) when he had two QB traps, batted down a pass and blocked an extra point attempt. Two weeks later against Cincinnati (9/30) Thornton intercepted a pass caused by Martin's pressure on QB Jack Thompson. The return of Jones to left end in 1980 reduced Thornton's role, but he came up with three QB traps plus the only one of L.A.'s Vince Ferragamo in the NFC Wild Card Game (12/28). Thornton did not have any traps last season. GAMES: 1979 (16), 1980 (13), 1981 (12). Total — 41.

COLLEGE: Thornton led the Big Ten in quarterback traps in 1977 with 10, but was moved to a backup role his senior year when Illinois went with a youth movement. Thornton's 32 career sacks placed him fifth on Illinois' all-time list. He was a two-time Academic All-Big Ten and a second-team Academic All-America.

PERSONAL: A Detroit native, Bruce Edward Thornton turned down several college music scholarships for his saxophone playing to accept one for football. Bruce has been active in the Cerebral Palsey Center in Beaumont, Texas. He and wife Denise, an English teacher, live in Dallas.

THORNTON'S COWBOYS TOTALS

Year	Pass Interceptions			Long	TD
	No.	Yds.	Avg.		
1979	1	3	3.0	3	0



Dennis Thurman ★ 32

CORNERBACK • **SOUTHERN CAL** • **5th YEAR**
HT: 5-11 • **WT: 178** • **BORN: 4/13/56** • **D-11 FOR '78**

PRO: For a guy once considered too small and too slow to be worth a high draft choice, Dennis Thurman shouldn't be doing what he's doing, which is performing like an All-Pro. But Dennis Thurman has defied the odds all his life. A reserve cornerback his first two seasons, Thurman in 1980 became the starting free safety, his position in college, following Cliff Harris' retirement and an injury to Randy Hughes. Last season Dennis was moved to right cornerback and he turned in one of the finest seasons ever by a Cowboys defensive back with nine interceptions, third highest season total in team history and tied for third best in the NFL in 1981. He was named second-team All-NFC by UPI. "The biggest surprise other than Everson Walls last year

THURMAN, Cont.

was Dennis Thurman," Tom Landry says. "Nobody expected him to play as well as he did after moving over from free safety. But Dennis was beat very little and made a lot of big plays." Thurman tied a club record with three interceptions in the victory over Philadelphia (12/13) which clinched the NFC East championship. He picked off two in a one-point victory over Miami (10/25) and his 96-yard interception return, second longest in Cowboys history, to the four was a key play in the season-opening triumph at Washington (9/6). Dennis also had two interceptions in the playoff victory over Tampa Bay (1/2) to raise his career playoff total to three (one against L.A. in '79). Thurman's 187 yards in interception returns last year was second best in team history to Cornell Green's 211 in 1963. After only four seasons Dennis already was No. 9 on the Cowboys' all-time interception list and his 19.8 yards per return was second highest average in club history to Mike Gaechter's 20.0. Thurman's top moment in 1980, when he co-led the team in interceptions with Charlie Waters with five and finished second to Bob Breunig in tackles with a career-high 101, was his 78-yard interception return for a touchdown in the fourth quarter of a narrow victory at St. Louis (11/2). Dennis excelled on special teams his rookie year, including recovery of an on-sides kick that led to Dallas' final TD in Super Bowl XIII. He was voted the team's top special teams performer in the '78 playoffs by the media. He served as special teams captain in 1980. Thurman is a confident and intelligent performer who was ready to assume the leadership role in the defensive secondary vacated by Waters' retirement this year. GAMES: 1978 (16), 1979 (16), 1980 (16), 1981 (16). Total — 64.

COLLEGE: Thurman led the nation in interception return yardage in 1976 with 180 yards on eight steals. He had 13 career interceptions, six pass breakups, seven fumble recoveries and was a two-time consensus All-America safety.

PERSONAL: Dennis Lee Thurman was a football, basketball and baseball star at Santa Monica High School in his native Los Angeles. He was recruited by major league baseball teams and college basketball programs before accepting a college football scholarship. He obtained his degree from USC in journalism.

THURMAN'S COWBOYS TOTALS

Pass Interceptions					Kickoff Returns				
Year	No.	Yds.	Avg.	Long TD	Year	No.	Yds.	Avg.	Long TD
1978	2	35	17.5	23 0	1978	3	42	14.0	20 0
1979	1	0	0.0	0 0					
1980	5	114	22.8	78 1					
1981	9	187	20.8	96 1					
TOTALS	17	336	19.8	96 1					
Punt Returns					Opponents' Fumble Recoveries				
Year	No.	Yds.	Avg.	Long TD	Year	No.	Yds.	Avg.	Long TD
1978	1	0	0.0	0 0	1979	1	0	0.0	0 0
					1980	2	14	7.0	14 0
					1981	1	0	0.0	0 0
					TOTALS	4	14	3.5	14 0

SINGLE-GAME CAREER HIGHS

Regular Season

Interceptions — 3 (12/13/81 vs. Philadelphia)
 Yards Interceptions — 96 (9/6/81 @ Washington)
 Long Interception — 96 (9/6/81 @ Washington)
 Interception TDs — 1 (11/2/80 @ St. Louis)

Playoffs

Interceptions — 2 (1/2/82 vs. Tampa Bay)
 Yards Interceptions — 50 (1/2/82 vs. Tampa Bay)
 Long Interception — 31 (1/2/82 vs. Tampa Bay)



Glen Titensor ★ 63

GUARD-CENTER • BRIGHAM YOUNG • 2nd YEAR
HT: 6-4 • WT: 257 • BORN: 2/21/58 • D-3 FOR '81

PRO: Glen Titensor shows great promise of adding to the success of something that's become a Cowboys trademark — converting defensive linemen to offensive linemen. Following in the tradition of Blaine Nye, John Fitzgerald, Pat Donovan and Kurt Petersen, all college defensive linemen who became top offensive line stars for the Cowboys, Titensor made the switch last year as a rookie and impressed his coaches with rapid development. Glen learned the guard and center positions in practice while contributing on special teams during games, including a fumble recovery at St. Louis (10/4). He played briefly at left guard during the Tampa Bay playoff game (1/2) when Herb Scott suffered a minor injury. "Glen could be an excellent center," Tom Landry says. "He's got so much quickness. He's a guard-center combination. I think he will mature at one of those positions this year. He surely has good potential." GAMES: 1981 (16).

COLLEGE: After spending two years at UCLA backing up All-America defensive tackle Manu Tuiaosopo (now with Seattle), Titensor transferred to BYU and became a two-time All-Western Athletic Conference choice at defensive end. He also was an AP honorable mention All-America in '79 and '80. Glen was named BYU defensive player of the week five times in '79 and led the team with 13 sacks in '80.

PERSONAL: Glen Weston Titensor (TIGHT-en-sir), a native of Westminster, Calif., starred in football and track at Bolsa Grande High School in Garden Grove, Calif. During summers he worked for his family's pest control business, Associated Termite Control. Last offseason Glen returned to BYU to continue work on his degree in public relations.

TITENSOR'S COWBOYS TOTALS

Opponents' Fumble Recoveries

Year	No.	Yds.	Avg.	Long	TD
1981	1	0	0.0	0	0



Everson Walls ★ 24

CORNERBACK • GRAMBLING • 2nd YEAR
HT: 6-1 • WT: 189 • BORN: 12/28/59 • FA FOR '81

PRO: If someone made up this story, it would be called preposterous. The local kid, raised two miles from the Cowboys' practice field, is tabbed a step slow to play NFL cornerback even though he led the nation in interceptions as a college senior. He's not drafted, but

WALLS, Cont.

he signs as a free agent with his hometown Cowboys. He intercepts three passes, recovers a fumble and scores a touchdown with a blocked punt in preseason to win a roster spot. He continues to intercept passes and earns the starting left cornerback position by the fifth game. He finished with a team-record and NFL-leading 11 interceptions, breaking Mel Renfro's club mark and becoming the first rookie since Detroit's Lem Barney in 1967 to lead the NFL. He steals two more passes and recovers a fumble in the NFC Championship Game (1/10). He becomes only the sixth free agent rookie to make the Pro Bowl (1/31) where, naturally, he picks off two passes. This story, believe it or not, is true, the story of Everson "Cubby" Walls. "He was our biggest surprise last year and he can only get better," Tom Landry says. "He's got a great knack for intercepting the ball. He's got a great ability to play the ball, which is what a defensive back has to have." Because of his knack for defending the pass, Walls' tackling ability is often overlooked. He was second to free safety Michael Downs in solo tackles last year with 65 and fourth in overall tackles with 83. "He has a strong positive mental attitude," says Dennis Thurman. "No matter what happens, he doesn't give up. There has to be a positiveness inside that burns for him to excel. He also has ice water in his veins." Walls was named to the Pro Football Writers Association and United Press International all-rookie teams. GAMES: 1981 (16).

COLLEGE: Walls led the nation in 1980 with a Grambling-record 11 interceptions for 140 yards in 11 games. He was named first-team All-Southwestern Athletic Conference. In his junior year he picked off four passes for 91 yards and one touchdown.

PERSONAL: Dallas native Everson Collins Walls was a football, basketball and track star for Richardson Berkner High School. He earned a degree in accounting from Grambling. In the offseason Walls and teammate Michael Downs opened a sporting goods store in Dallas called "Downs and Walls Athletic Apparel."

WALLS' COWBOYS TOTALS

Year	Pass Interceptions				Year	Opponents' Fumble Recoveries		
	No.	Yds.	Avg.	Long TD		No.	Yds.	Avg. Long TD
1981	11	133	12.1	33 0	1981	1	0	0.0 0 0

SINGLE-GAME CAREER HIGHS

Regular Season

Interceptions — 2 (4 times, last 11/9/81 vs. Buffalo)
Yards Interceptions — 55 (9/21/81 @ New England)
Long Interception — 33 (9/21/81 @ New England)

Playoffs

Interceptions — 2 (1/10/82 @ San Francisco)
Yards Interceptions — 0
Long Interception — 0



Danny White ★ 11

QUARTERBACK • ARIZONA STATE • 7th YEAR
HT: 6-2 • WT: 196 • BORN: 2/9/52 • D-3A FOR '74

PRO: How far has Danny White's career progressed? It's reached the point where Danny White is known as the Cowboys' quarterback and Roger Staubach is known as a sportscaster and Roloids salesman. That state of affairs has been only two years in the making. In 1980 White proved he could keep the Cowboys winning despite the retirement of Staubach. In 1981 Danny established himself as one of the NFL's best quarterbacks. He led the NFC in passing much of the season before finishing second to San Francisco's Joe Montana. He improved his rating from 80.8 in 1980 to 87.5 while reducing his interceptions from a club-record-tying 25 to 13. And he led the Cowboys to the NFC Championship Game for the second straight year. "Danny's an excellent quarterback," Tom Landry says. "His knowledge of the game is unsurpassed by any quarterback we've had. He has such great poise and such a solid grasp of what's going on out there, the kind of thing you can't teach. He has a great feel for the game. He's just a winner." In two seasons as a starter, White has directed a powerful offense that has contributed to consecutive 12-4 seasons. Danny's 28 touchdown passes in 1980 broke Staubach's 1979 team record by one. White's 59.6 percent completion rate in '80 was third best in club history. He has directed three dramatic comeback victories in two seasons. In 1980 he tossed a 28-yard fourth-down TD pass to Tony Hill with 45 seconds left to beat St. Louis 27-24 (11/2), and in the playoffs he threw two TD passes to Drew Pearson, the winner with 42 seconds remaining, to overcome Atlanta 30-27 (1/4). Last year White completed two touchdown passes in the final four minutes to rally Dallas to a 28-27 triumph over Miami (10/25). Although he's 570 attempts from qualifying, Danny's 81.5 career rating would place him fifth in the NFL's all-time passer ratings. Drafted in 1974 with a choice obtained from Houston for Tody Smith and Billy Parks (the same trade which yielded Ed Jones), White joined the Cowboys in 1976 after two years with the World Football League's Memphis Southmen. He completed 183-of-350 passes (52.3 percent) for 2,635 yards and 21 touchdowns for Memphis. Danny has been the Cowboys' punter since 1976. GAMES: 1976 (14), 1977 (14), 1978 (16), 1979 (16), 1980 (16), 1981 (16). Total — 92.

COLLEGE: White set seven NCAA passing records in leading ASU to a three-year record of 32-4. Also a fine runner, he finished second in the nation in total offense in 1973. Danny played the infield for ASU's outstanding baseball team and was drafted by four major league teams — Cleveland, New York Mets, Oakland and Houston. Both Danny and his father, Wilford "Whizzer" White, a former ASU All-America half-back who played for the Chicago Bears in 1951 and '52, are in the Arizona State Sports Hall of Fame.

D. WHITE, Cont.

PERSONAL: Wilford Daniel White is a native of Mesa, Ariz., a suburb of Phoenix. Danny has worked in the oil and gas and real estate businesses and is now a partner in White & Wheeler Enterprises, which is involved in management training programs and other investments. Danny is chairman of the March of Dimes Superwalk and the Danny White/Boy Scouts of America Celebrity Golf Tournament in Dallas. He was named a 1982 Dallas Father of the Year. Among Danny's hobbies is playing the piano, for which he took lessons for eight years as a child. Danny, wife Jo Lynn and their three children — Ryan (4/26/73), Geoffrey (1/4/76) and Heather (9/3/78) — live in Wylie, Texas.

D. WHITE'S COWBOYS TOTALS

Rushing					Punting				
Year	Att.	Yds.	Avg.	Long TD	Year	No.	Yds.	Avg.	Long Blk.
1976	6	17	2.8	14 0	1976	70	2690	38.4	54 2
1977	1	-2	-2.0	— 0	1977	80	3171	39.6	57 2
1978	5	7	1.4	4 0	1978	76	3076	40.5	56 1
1979	1	25	25.0	25 0	1979	76	3168	41.7	73 0
1980	27	114	4.2	48 1	1980	71	2903	40.9	58 0
1981	38	104	2.7	17 0	1981	81	3284	40.8	60 0
TOTALS	78	265	3.4	48 1	TOTALS	454	18292	40.3	73 5

Receiving

Year	No.	Yds.	Avg.	Long TD
1980	1	-9	-9.0	-9 0

Passing

Year	Att.	Comp.	Yds.	Pct.	Int.	Avg. Gn.	Long	TD	Tkld/Lst	Rtng
1976	20	13	213	65.0	2	10.7	56	2	1/15	—
1977	10	4	35	40.0	1	3.5	12	0	2/15	10.4
1978	34	20	215	58.8	1	6.32	35	0	1/10	65.3
1979	39	19	267	48.7	2	6.8	45	1	4/46	58.6
1980	436	260	3287	59.6	25	7.54	58t	28	31/252	80.8
1981	391	223	3098	57.0	13	7.92	73t	22	30/234	87.5
TOTALS	930	539	7112	58.0	44	7.64	73t	53	69/572	81.5

SINGLE-GAME CAREER HIGHS

Regular Season

Pass Attempts — 38 (twice, last 11/2/80 @ St. Louis)
 Completions — 24 (twice, last 9/21/81 @ New England)
 Yards Passing — 354 (10/25/81 vs. Miami)
 Longest Completion — 73t (11/9/81 vs. Buffalo)
 TD Passes — 4 (twice, last 12/21/80 vs. Philadelphia)
 Interceptions — 5 (11/9/80 @ Giants)

Playoffs

Pass Attempts — 39 (1/4/81 @ Atlanta)
 Completions — 25 (1/4/81 @ Atlanta)
 Yards Passing — 322 (1/4/81 @ Atlanta)
 Longest Completion — 37 (12/28/80 vs. Los Angeles)
 TD Passes — 3 (12/28/80 vs. Los Angeles)
 Interceptions — 3 (12/28/80 vs. Los Angeles)

D. WHITE GAME-BY-GAME

1976	Att.	Comp.	Yds.	Pct.	TD	Int.	Tkld/Lst.	Lg
W-Philadelphia 9/12	7	5	25	71.4	0	0	0/0	14
W-Chicago 10/24	10	7	145	70.0	2	2	1/15	56
W-Washington 10/31	2	0	0	0.0	0	0	0/0	0
W-St. Louis 11/25	1	1	43	100.0	0	0	0/0	43

(Continued on next page)

D. WHITE, Cont.

D. WHITE GAME-BY-GAME (Cont.)

	Att.	Comp.	Yds.	Pct.	TD	Int.	Tkld/Lst.	Lg
1977								
W-N.Y. Giants 9/25	7	3	30	42.9	0	0	0/0	12
W-Detroit 10/30	2	0	0	0.0	0	1	1/11	0
W-@ N.Y. Giants 11/6	1	1	5	100.0	0	0	1/14	5
Playoffs								
W-Chicago 12/26	1	0	0	0.0	0	0	0/0	0
W-Denver 1/15/78	2	1	5	50.0	0	0	0/0	5
1978								
W-N.Y. Giants 10/8	1	0	0	0.0	0	0	0/0	0
W-@ St. Louis 10/15	1	0	0	0.0	0	0	0/0	0
W-@ Green Bay 11/12	3	2	34	66.7	0	0	0/0	18
W-@ Philadelphia 12/1	1	0	0	0.0	0	0	1/10	0
W-@ N.Y. Jets 12/17	24	15	156	62.5	0	1	0/0	35
Playoffs								
W-Atlanta 12/30	20	10	127	50.0	1	1	1/11	24
1979								
W-Cincinnati 9/30	1	1	12	100.0	0	0	0/0	12
W-Los Angeles 10/14	3	2	62	66.7	0	0	1/20	45
L-@ Pittsburgh 10/28	17	7	95	41.1	0	1	0/0	23
L-Philadelphia 11/12	6	2	14	33.3	0	1	0/0	10
L-@ Washington 11/18	11	6	74	54.5	1	0	3/26	21
W-N.Y. Giants 12/2	1	1	10	100.0	0	0	0/0	10
1980								
W-@ Washington 9/8	18	10	107	55.6	0	2	0/0	37
L-@ Denver 9/14	34	20	292	58.8	2	1	1/16	36t
W-Tampa Bay 9/28	33	24	244	72.7	3	0	0/0	28t
W-@ Green Bay 9/28	20	16	217	80.0	2	0	2/17	27
W-N.Y. Giants 10/5	33	22	266	66.7	2	1	3/16	46t
W-San Francisco 10/12	22	16	239	72.7	4	0	1/13	43
L-@ Philadelphia 10/19	38	20	222	52.6	0	3	2/19	21
W-San Diego 10/26	34	22	260	64.7	3	1	5/33	24
W-@ St. Louis 11/2	38	23	258	60.5	1	1	1/6	28t
L-@ N.Y. Giants 11/9	23	10	155	43.5	1	5	0/0	58t
W-St. Louis 11/16	36	20	296	55.6	3	1	2/20	58t
W-Washington 11/23	16	7	103	43.8	0	4	2/19	30
W-Seattle 11/27	18	11	120	61.0	2	2	2/7	20
W-@ Oakland 12/7	26	14	159	53.8	0	0	3/27	39
L-@ Los Angeles 12/15	23	9	147	39.1	1	3	3/29	36t
W-Philadelphia 12/21	24	16	202	66.7	4	1	3/30	36t
Playoffs								
W-Los Angeles 12/28	25	12	190	48.0	3	3	0/0	37
W-@ Atlanta 1/4/81	39	25	322	64.1	3	1	1/12	34
L-@ Philadelphia 1/11/81	31	12	127	38.7	0	1	1/11	28
1981								
W-@ Washington 9/6	24	12	145	50.0	2	0	1/5	42t
W-St. Louis 9/13	29	21	240	72.4	0	1	3/20	55
W-@ New England 9/21	34	24	218	70.6	2	0	0/0	32
W-N.Y. Giants 9/27	27	14	204	51.9	1	0	2/11	41t
L-@ St. Louis 10/4	28	15	182	53.6	1	1	3/16	48
L-@ San Francisco 10/11	16	8	60	50.0	0	2	3/26	16
W-Los Angeles 10/18	33	15	277	45.5	1	2	1/2	63t
W-Miami 10/25	32	22	354	68.8	3	1	2/27	38
W-@ Philadelphia 11/1	24	13	203	54.2	1	2	4/27	30
W-Buffalo 11/9	17	9	219	52.9	3	1	2/17	73t
L-@ Detroit 11/15	30	20	244	66.7	3	2	3/19	37
W-Washington 11/22	27	13	222	48.1	2	0	1/10	34
W-Chicago 11/26	7	3	66	42.9	0	0	1/8	38
(@ Baltimore 12/6 did not QB - injured)								
W-Philadelphia 12/13	30	17	264	56.7	2	0	0/0	47
L-@ N.Y. Giants 12/19	33	17	200	51.5	1	1	4/36	44
Playoffs								
W-Tampa Bay 1/2	26	15	143	57.7	1	0	1/10	25
L-@ San Francisco 1/10	24	16	173	66.7	2	1	4/38	31

Randy White ★ 54

DEFENSIVE TACKLE • MARYLAND • 8th YEAR
HT: 6-4 • WT: 260 • BORN: 1/15/53 • D-1A FOR '75



PRO: Bob Lilly, the first home-grown Cowboy voted into the Pro Football Hall of Fame, was known as "Mr. Cowboy" during his All-Pro career at right defensive tackle. It might be appropriate to start calling Randy White "Mr. Cowboy, Jr.," for White, now at the height of his own All-Pro career at right defensive tackle, is destined to join Lilly in the Hall of Fame. "Randy White is the premiere defensive tackle in the business," says Tom Landry, who does not use superlatives frequently. "He's got such great intensity and competitiveness. We've never had a player and I've never seen a player, other than probably Ernie Stautner, who could match Randy's intensity from game to game. When Randy White lines up on you, he doesn't care whether you're All-Pro or whether you're a rookie. You're going to get the same treatment. That makes him unique in this game." The Cowboys' strongest player (he can bench-press 480 pounds), the one dubbed "Manster" (half man, half monster) by former teammate Charlie Waters, White immediately became one of the NFL's top defensive players in 1977 upon taking over the starting right tackle position following two seasons as a backup middle linebacker. Despite being consistently double-teamed, Randy has been named All-Pro the past four seasons (1978-81) and to the Pro Bowl the past five (1977-81). In 1977 Randy capped his first season as a starter with an outstanding performance in Super Bowl XII, earning the game's co-MVP award with Harvey Martin. In '78 White succeeded Martin as the Seagram's Seven Crowns of Sport defensive lineman of the year and also was voted NFC defensive player of the year by United Press International and the Kansas City Committee of 101. In '81 Randy was named International Harvester lineman of the year. "His performances range anywhere from spectacular to spectacular," Landry says. "The guy is phenomenal. He just doesn't have any bad games." Adds Philadelphia guard Petey Perot, "The thing about Randy is his quickness. He's got huge upper body strength, but it's his quickness that beats you." White tied Martin for the club lead in QB traps in '78 with a career-high 16. He had 12 traps in '77, five in '79, including a career-best three in a game against St. Louis (10/21), 6½ in '80 and 8½ in '81. Randy got his first career interception in last season's NFC Championship Game against San Francisco (1/10). GAMES: 1975 (14), 1976 (14), 1977 (14), 1978 (16), 1979 (15), 1980 (16), 1981 (16). Total — 105.

COLLEGE: A consensus All-America at defensive end in 1974, White won the Outland Trophy and Vince Lombardi Award as college football's top lineman that year. He was the second player selected in the 1975 draft with a choice obtained from the New York Giants for Craig Morton.

R. WHITE, Cont.

PERSONAL: Randy Lee White lives in Dallas but also owns a 22-acre farm in Landenberg, Pa., near his hometown of Wilmington, Del. Randy enjoys hunting and fishing in his spare time. He and wife Vicci, a model, have a daughter, Jordan Leigh (5/6/79). Randy received the 1980 Field Scovell Award for athletic excellence from the Dallas All-Sports Association. He is an active supporter of the Association of Blind Athletes and the United Way.

WHITE'S COWBOYS TOTALS											
Year	Opponents' No.	Fumble Yds.	Recoveries			Year	Kickoff		Returns		
			Avg.	Long	TD		No.	Yds.	Avg.	Long	TD
1975	2	0	0.0	0	0	1978	1	15	15.0	15	0
1976	1	0	0.0	0	0						
1977	2	0	0.0	0	0						
1979	1	0	0.0	0	0						
TOTALS	6	0	0.0	0	0						



Steve Wilson ★ 45

WIDE RECEIVER • HOWARD • 4th YEAR
HT: 5-10 • WT: 193 • BORN: 8/24/57 • FA FOR '79

PRO: When injuries and retirements created a shortage in the defensive secondary two years ago, the Cowboys asked Steve Wilson, one of their better athletes, to play cornerback. Without complaint, Steve moved to defense and contributed more than could have been expected, considering his lack of experience at the position. Now, with the development of young defensive backs like Everson Walls, Michael Downs and Ron Fellows plus the first-round drafting of cornerback Rod Hill, Wilson has been moved back to wideout this year. "Steve's a fine athlete who has good fundamentals and is very coachable," Tom Landry says. "We appreciate the effort he made for us on defense, but now we're going to let him go back to wide receiver because he surely was a good prospect there." Wilson nearly got away from the Cowboys in 1979 after signing as a free agent wide receiver. He was released near the end of training camp, but was recalled when Butch Johnson broke a finger in the final preseason game. Steve led the Cowboys in punt returns that year and also excelled on the other special teams. In 1980 he started 11 games at left cornerback while receiving on-the-job training. Steve intercepted four passes plus two in the playoffs and he led the team in passes defended with 41. In the second half of a victory at Green Bay (9/28) Wilson made a key tackle on fourth-and-one deep in Dallas territory, then set up the Cowboys' final TD with a diving interception. His two interceptions in a key victory over San Diego (10/26) earned him co-MVP honors with Danny White. Last year Wilson started the first four games at left corner before the amazing Everson Walls took over. Steve intercepted a pass in the season-opening triumph at Washington (9/6) and

WILSON, Cont.

another against Chicago (11/26). GAMES: 1979 (16), 1980 (16), 1981 (16). Total — 48.

COLLEGE: Wilson finished his four-year Howard career as the Washington, D.C., school's all-time leading receiver and kick returner. Steve caught 94 passes for 1,339 yards and 12 TDs, all Howard records. He earned All-Mid-Eastern Athletic Conference honors in 1978.

PERSONAL: Steven Anthony Wilson, born in Los Angeles and raised in Durham, N.C., is the son of "Touchdown" Tommy Wilson, a two-time Pro Bowl running back with the Rams (1956-61). In 1956 Tom Wilson rushed for 223 yards against Green Bay, the Rams' single-game record until '71. He also played for the Browns and Vikings. Steve, who has a degree in marketing, works in the offseason for Ryder Truck Rental in Dallas. Steve and wife Cathy live in Richardson, Texas.

WILSON'S COWBOYS TOTALS

Year	Receiving					Year	Punt Returns				
	No.	Yds.	Avg.	Long	TD		No.	Yds.	Avg.	Long	TD
1979	3	76	25.3	45	0	1979	35	236	6.8	13	0
Year	Kickoff Returns					Year	Pass Interceptions				
	No.	Yds.	Avg.	Long	TD		No.	Yds.	Avg.	Long	TD
1979	19	328	17.2	26	0	1980	4	82	20.5	35	0
1980	7	139	19.9	34	0	1981	2	0	0.0	0	0
1981	2	32	16.0	17	0	TOTALS	6	82	13.7	35	0
TOTALS	28	499	17.8	34	0						

Opponents' Fumble Recoveries

Year	No.	Yds.	Avg.	Long	TD
1981	1	0	0.0	0	0

Steve Wright ★ 73

TACKLE • **NORTHERN IOWA** • **2nd YEAR**
HT: 6-5 • **WT: 252** • **BORN: 4/8/59** • **FA FOR '81**

PRO: Nobody could have liked Steve Wright's chances of winning a spot with the Dallas Cowboys last summer. Wright was a free agent rookie offensive tackle candidate. The Cowboys already were abundantly stocked with veteran offensive linemen, plus their No. 1 and No. 3 draft choices were offensive linemen. But the Cowboys always try to find room for good football players and Steve Wright showed the long-range potential of a keeper. He's an excellent all-around athlete with good size and mobility. Wright contributed on special teams in 16 games while learning the offensive tackle position. GAMES: 1981 (16).

COLLEGE: Wright played offensive tackle his first three years at Northern Iowa before moving to tight end his senior season. He caught eight passes for 73 yards and one touchdown.

PERSONAL: Stephen Hough Wright is a native of Wayzata, Minn. He starred in football, basketball, track and hockey at Wayzata High School. Steve was a high school All-America in the shot put and discus.





HILL



ROHRER

THE ROOKIES

(1982 Draftees)

ROD HILL • Cornerback-Kick Returner • Kentucky State
Ht: 6-0 • Wt: 185 • Born: 3/4/59 • D-1

The Cowboys made a little-known speedster from little Kentucky State (enrollment 2,300) their top selection in the 1982 draft. Rod Hill, the first defensive back chosen in the draft, brings a wealth of athletic ability to an area of the team Coach Tom Landry was hoping to strengthen.

"He'll need some time to develop because he comes from a small school and didn't play against the top competition, but he has the qualities that in the long run could make him a great player," Landry said. "He's big enough, intelligent, a good athlete and he can fly. He was by far the most impressive looking guy left in the draft."

The 25th player selected overall and the first Kentucky State player ever taken in the first round, Hill was a nationally ranked kick return specialist at Kentucky State in addition to intercepting eight passes for 213 yards and a touchdown in his career. His career punt return average was a school-record 23.6 yards (50 for 1,182 yards).

A native of Detroit (Martin Luther King High School), Hill began his college career as a wide receiver at the University of Iowa. He transferred to Kentucky State in Frankfort after one semester. He remained a receiver for his first season there before switching to cornerback in his sophomore year.

Following the switch in 1979, Hill became an immediate sensation for the Thorobreds. He intercepted a team-leading five passes for 115 yards and led the NAIA (second in NCAA Division II) in punt returns with a 21.7-yard average on 25 returns. In a victory over Morris Brown he returned a punt 77 yards for a touchdown and intercepted two passes, one for a 57-yard score. He returned a punt 87 yards for a touchdown that season in a loss to Central State.

In 1980 Hill intercepted a team-leading two passes for 72 yards and led the NCAA Division II and the NAIA in punt returns with an astounding 31.8-yard average on 18 returns. Last year he missed three games at mid-season with a sprained ankle but finished third among NCAA Division II kickoff returners with a 30.1-yard average on nine returns. He also intercepted one pass for 26 yards.

Hill was an NAIA Honorable Mention All-America in 1979, an NAIA second team All-America and AP honorable mention Little All-America in 1980, and a Sporting News honorable mention All-America in 1981. He also played in the Olympia Gold Bowl all-star game in San Diego

following last season. Hill was only the second defensive back ever drafted in the first round by Dallas (Aaron Kyle in 1976).

Hill comes from a Detroit family of seven children. He has four sisters and two brothers. Rod majored in business administration with a minor in computer science.

JEFF ROHRER • **Linebacker** • **Yale**
Ht: 6-3 • **Wt: 224** • **Born: 12/23/57** • **D-2**

The Cowboys wasted little time in springing another surprise on draft day when they chose Yale linebacker Jeff Rohrer in the second round. Rohrer was the highest NFL draft choice from Yale since 1969 when the Cowboys made halfback Calvin Hill a stunning first-round selection.

The mystery behind Rohrer lay in his running speed, which was measured by NFL scouts in the spring of 1981 at a less-than-spectacular 4.9 seconds for 40 yards. But following a post-season recommendation by the Yale coaching staff, the Cowboys timed Rohrer repeatedly at an impressive 4.6 or less.

The other ingredients of a top pro linebacker already were there. Exceptionally aggressive and intelligent, Rohrer was selected in 1981 to the Coaches All-Ivy League and the Coaches All-New England first teams after leading Ivy co-champ Yale in tackles with a school-record 136 stops (71 solo, 65 assists). He had two 20-tackle games, four tackles for losses, one sack, one interception and two fumbles caused.

Rohrer finished as Yale's second leading tackler in 1980 with 110 stops (54 solos, 56 assists) and was well on his way to breaking the school tackle record and earning All-Ivy honors when he broke an ankle and missed the final three games. Rohrer compiled three straight 20-tackle games before the injury, had eight tackles for losses, two sacks and two fumbles caused in helping the Bulldogs toward the Ivy League title. The injury was partly responsible for Rohrer's time in the 40 a few months later.

Rohrer played inside linebacker at Yale but was moved to the outside by the Cowboys. Rohrer was a backup defensive end in 1978, his sophomore year. He did not attend school in 1979.

"We had Jeff rated extremely high," Gil Brandt said. "We think he's an excellent football player. He's got excellent potential. He's everything you want in a linebacker — smart, strong, a competitor and he's got speed. There's no question in our mind about his speed."

Rohrer was a National Football Foundation and Hall of Fame Scholar-Athlete at Mira Costa High School in his native Manhattan Beach, Calif. He majored in administrative sciences at Yale.

JIM ELIOPULOS • **Linebacker** • **Wyoming**
HT: 6-2 • **WT: 229** • **BORN: 4/18/59** • **D-3**

After playing several different positions, including tight end, Jim Eliopoulos found a home at linebacker in his junior year. A year later, this gifted and dedicated athlete earned first team All-Western Athletic Conference and AP honorable mention All-America honors.

A transfer from Westminster College in Salt Lake City, Eliopoulos

caused two fumbles, intercepted two passes, sacked opposing quarterbacks four times and made 83 tackles during his fine junior season.

In 1981 Eliopulos led the Cowboys with 84 tackles, had 10 quarterback sacks, two interceptions and three fumble recoveries. His best game came against Colorado State when he had 10 tackles, an interception, and six sacks for 54 yards in losses, earning Eliopulos WAC player of the week honors.

"Eliopulos is in the same mold as Rohrer in that he's got excellent raw potential as an outside linebacker," Gil Brandt said. "He's an outstanding all-around athlete who's only played linebacker for two years."

Eliopulos was named Wyoming's high school athlete of the year as a senior after starring in football, basketball, baseball and track at Cheyenne Central. His college major was physical education.

BRIAN CARPENTER • Cornerback • Michigan
Ht: 5-10 • Wt: 166 • Born: 11/27/60 • D-4A

Brian Carpenter was considered Michigan's best man-to-man pass defender the past two seasons when he was a starting cornerback. He had six career interceptions, but all came at opportune moments, including one at Michigan's eight-yard line during the Wolverines' 1981 Rose Bowl victory over Washington.

Carpenter shared the club lead in interceptions in 1980 with five, including two in a victory over Indiana. Two others came inside Michigan's 10-yard line. He was an honorable mention All-Big 10 selection after the season.

In 1981 Carpenter missed three games with an ankle injury but still earned second team All-Big 10 honors and was chosen for the East-West and Olympia Gold Bowl all-star games. His one interception last year came against Ohio State.

Carpenter, who also returned 16 punts for a 7.7-yard average in his career, was a four-year letterman who played on two Big 10 championship teams (1978, '80) and started in the Rose and Bluebonnet Bowls.

A native of Flint, Mich., Carpenter was enrolled in Michigan's School of Education.

MONTY HUNTER • Safety • Salem College (W. Va.)
Ht: 6-0 • Wt: 201 • Born: 1/21/59 • D-4B

A dominant player at tiny Salem College (enrollment 1,000), strong safety candidate Monty Hunter intercepted a school-record 19 passes in four years as a starting cornerback.

In 1981 Hunter earned All-West Virginia Intercollegiate Athletic Conference and honorable mention Little All-America honors after leading Salem in interceptions with five and finishing second in tackles with 76. He also returned a kickoff 93 yards for a touchdown against West Virginia Wesleyan.

In 1980 Hunter intercepted a club-leading seven passes and was named second team All-WVIAC. "He was the best player and athlete in the conference the past two years," Salem Coach Larry Blackstone said. "He's a super physical specimen. He's very strong and he's an aggressive hitter."

Hunter was a running back at Dover High School in Dover, Ohio. He studied industrial technology and industrial safety at Salem.

PHIL POZDERAC • **Tackle** • **Notre Dame**
Ht: 6-8 • Wt: 260 • Born: 12/19/59 • D-5

Phil Pozderac was chosen by his teammates as Notre Dame's offensive most valuable player in 1981. Pozderac started 23 consecutive games at right tackle as a junior and senior.

Pozderac won AP honorable mention All-America honors last year and he drew favorable notices in the 1982 East-West Shrine Game and the Japan Bowl. He also was selected to play in the Olympia Gold Bowl in San Diego.

Already regarded as an expert straight-ahead blocker, Pozderac served his apprenticeship as a freshman and sophomore behind All-America Tim Foley. Pozderac filled out to his present size after entering Notre Dame carrying only 220 pounds on his 6-8 frame.

Pozderac starred in football and basketball at Garfield Heights, Ohio, High School. He was born in Cleveland. Phil majored in finance in Notre Dame's College of Business Administration.

KEN HAMMOND • **Guard** • **Vanderbilt**
Ht: 6-4 • Wt: 270 • Born: 12/7/59 • D-6A

When Vanderbilt needed crucial short yardage the past two seasons, the play usually was designed to take advantage of Ken Hammond's powerful one-on-one blocking skills.

A second team All-Southeastern Conference and honorable mention All-America choice by AP after his junior season, Hammond was a consensus All-SEC choice and honorable mention All-America pick in 1981 despite missing the first two games with a stress fracture in his right foot. He played in the East-West Shrine, Blue-Gray and Senior Bowl all-star games following the season.

Hammond played defensive tackle his freshman year, making 30 tackles and recovering two fumbles. He switched to offensive guard his sophomore year and immediately earned a starting position. As a junior he finished second to Georgia's Nat Hudson for the SEC's Jacobs Blocking Trophy. Ken can play guard or tackle.

The Valley Head, Ala., native earned all-area, all-state and honorable mention high school All-America honors his senior year at Valley Head High. He majored in history.

CHARLES DAUM • **Defensive Lineman** • **Cal Poly-SLO**
Ht: 6-6 • Wt: 241 • Born: 11/3/59 • D-6B

Reversing their normal practice, the Cowboys switched Charles Daum from offensive tackle to defensive lineman because of his quickness and aggressive temperament.

Daum, a two-year starter, was the only California Collegiate Athletic Association player selected to the American Football Coaches Association Kodak College Division All-America first team last year.

Charles and brother Mike, Miami's 1981 seventh-round draft choice

who later signed with Washington, anchored the offensive line for Cal-Poly-SLO's 1980 NCAA Division II national championship team.

Born in Kenosha, Wisc., and raised in Twentynine Palms, Calif., Daum was a two-way lineman at Twentynine Palms High School where he also lettered in basketball and track. Charles was a speech communications major. An avid guitar player, Daum and two college teammates comprised a band called "The Phlgrms."

BILL PURIFOY • Defensive Lineman • Tulsa
Ht: 6-7 • Wt: 249 • Born: 11/15/59 • D-7

Bill Purifoy used his exceptional size and mobility to fashion a fine career at Tulsa, capping it with appearances in the 1982 Blue-Gray Game and Senior Bowl. He had two pass deflections in the Blue-Gray Game.

A three-year starter, Purifoy took the 1980 school year off and returned to his hometown of Pittsburgh, Pa., to work as a fireman. Last season he assumed a leadership role on the Tulsa football squad after being named a co-captain. Bill had his best game against Kansas with nine tackles, three quarterback traps and a blocked punt. In a 1979 game against Louisville he made 15 tackles, including 11 solo stops. He played both defensive tackle and end.

Purifoy transferred to Tulsa from New Mexico Military Academy. He studied criminal justice. He was an all-conference and all-state lineman at Steel Valley High School in Pittsburgh.

GEORGE PEOPLES • Fullback • Auburn
Ht: 6-0 • Wt: 211 • Born: 8/25/61 • D-8A

George Peoples' outstanding blocking ability made him a valuable asset last season when Auburn went to the wishbone offense under new coach Pat Dye.

A two-year starter, Peoples rushed for 442 yards on 104 carries (4.2-yard average) in 1981, including a 63-yard touchdown run against Alabama on national television. Peoples capped his career with an appearance in the Senior Bowl.

Peoples was Auburn's second-leading ground gainer in 1980 with 443 yards on 96 carries (5.6 average). He rushed for 1,085 yards and three touchdowns on 239 carries in his career. Peoples comes from a program rich in recent running back tradition. He followed current NFL runners George Andrews (Atlanta), Joe Cribbs (Buffalo) and James Brooks (San Diego) at Auburn.

George was an education major. He is from Tampa, Fla., where he attended C. Leon Knight High School.

DWIGHT SULLIVAN • Fullback • North Carolina State
Ht: 6-0 • Wt: 205 • Born: 4/24/59 • D-8B

After missing most of the 1980 season with an ankle injury and receiving an extra year of eligibility, Dwight Sullivan assumed a different role last season in North Carolina State's new "I" running attack — that of blocking back.

Sullivan, in addition to rushing for 334 yards on 56 carries (6.0 average), helped clear the way for freshman sensation Joe McIntosh, who led the Atlantic Coast Conference in rushing with 1,190 yards. In 1979, operating out of the veer, Sullivan led Wolfpack rushers with 665 yards and six touchdowns on 150 carries (4.4 average). He caught 10 passes for 51 yards. Dwight also ran track at N.C. State.

The Durham, N.C., native (Hillside High School) majored in speech and communications.

JOE GARY • **Defensive Lineman** • **UCLA**
Ht: 6-5 • **Wt: 273** • **Born: 5/13/59** • **D-9**

Joe Gary, a 1981 fifth-year senior who was red-shirted in 1977 to gain experience, shared starting duties the past three seasons, mostly at defensive tackle. He possesses the size, strength and quickness that attracts the attention of pro scouts.

Gary intercepted a pass in a victory over Ohio State his junior year. He made three tackles and picked off a pass in the final minutes of a win over Arizona State last year. In his career he had 11 tackles for losses and five quarterback sacks.

Gary was a two-way football star at Washington High School in his hometown of Los Angeles. He also starred in track, winning the 1977 city shot put title and the 1976 discus crown. He studied history at UCLA.

TODD ECKERSON • **Tackle** • **North Carolina State**
Ht: 6-4 • **Wt: 263** • **Born: 1/24/60** • **D-10**

An explosive, powerful blocker who plays with exceptional enthusiasm, Todd Eckerson won a starting tackle berth his sophomore season.



Midway through the season, however, he broke his leg and was sidelined for the year.

Eckerson returned to top form by the middle of his junior year. Cowboy scouts were impressed with his athletic ability, especially his quickness. "He's the kind of player who can dominate you on the line of scrimmage," says Dick Kupec, N.C. State's offensive line coach.

Eckerson was a football, wrestling and track standout at North Valley Regional High School in Old Tappan, N.J. He majored in recreation resources administration.

GEORGE THOMPSON • Wide Receiver • Albany State (Georgia)

Ht: 6-3 • Wt: 209 • Born: 3/12/59 • D-11A

George Thompson caught 60 passes for 885 yards and four touchdowns in three seasons at Albany State. His best year was in 1981 when he caught 30 balls for 480 yards, including a 76-yard touchdown reception.

Thompson was a two-time All-Southern Intercollegiate Athletic Conference selection. He led Albany State in receiving last year and also in his sophomore year when he caught 25 passes for 327 yards and three touchdowns. Thompson's size enabled him to play some tight end and wingback.

Thompson's hometown is St. Petersburg, Fla., where he attended Dixie Hollins High School. He was a health and physical education major.

MICHAEL WHITING • Fullback • Florida State

Ht: 6-1 • Wt: 210 • Born: 1/11/60 • D-11B

Considered an underrated player throughout his college career, Michael Whiting was a consistently fine rusher, receiver and blocker for the Seminoles the past three seasons.

Whiting finished his career with 1,485 yards and 12 touchdowns rushing on 355 carries (4.1-yard average) plus 74 receptions for 575 yards and two touchdowns.

A two-year starter at fullback, Whiting gained 461 yards on 111 carries and caught 29 passes for 211 yards in 1981. He rushed for 500 yards on 133 carries and caught 25 passes for 203 yards his junior year. He had two career 100-yard rushing games plus a 90-yard effort versus Ohio State.

Whiting is a native of Largo, Fla., where he attended Largo High School.

RICH BURTNESSE • Offensive Lineman • Montana

Ht: 6-4 • Wt: 257 • Born: 6/25/60 • D-12

A versatile athlete, Rich Burtness played fullback, tight end and offensive tackle at Montana before settling at offensive guard his senior year when he won a starting berth.

Burtness lettered in football, basketball and track at Anacortes High School in Anacortes, Wash. His major was general studies.

Other Cowboys With NFL Experience

MIKE BARKER, a 6-3, 266-pound defensive tackle (12/3/59), was the New York Giants' 10th-round draft choice last year after a fine career at Grambling. Barker was first-team AP Little All-America, a Football Coaches All-America choice and Sheridan defensive player of the year in 1981. He had 10 QB traps as a junior and 14½ his senior year.

STEVE DURHAM, a 6-5, 260-pound defensive end (10/11/58) from Clemson, was drafted in the sixth round by the Seattle Seahawks in 1981. He was a first-team All-Atlantic Coast Conference pick as a junior and capped his career with appearances in the Blue-Gray and Hula Bowl all-star games. He had 18 career QB traps.

DON SMEREK is a 6-7, 256-pound defensive tackle (12/20/57) who made the Cowboys' active roster last year but suffered a knee injury in the second game and spent the rest of the season on injured reserve. Smerek signed with the Cowboys in 1980 as a free agent rookie from the University of Nevada-Reno, but spent the season on injured reserve with fractured ribs. Smerek was named All-Big Sky at defensive tackle his senior year at Nevada-Reno.

RON SPEARS, a 6-6, 252-pound defensive end (11/23/59) signed with the Cowboys last year as a free agent rookie out of San Diego State where he played outside linebacker. Spears made an impressive showing in training camp but injured a foot and spent the season on injured reserve. He became a starting linebacker at San Diego State late in his junior year after transferring from East Los Angeles Junior College.

NORM WELLS is a 6-5, 261-pound guard (9/8/57) and the Cowboys' 1980 12th-round draft choice out of Northwestern. Wells suffered a knee injury in the third game of 1980 and missed the rest of the season. The injury also kept him on injured reserve all last year. Wells played defensive tackle at Northwestern.

BRAD WRIGHT, a 6-2, 209-pound quarterback (5/15/59), was a fourth-round draft choice of the Miami Dolphins in 1981 after producing 39 touchdowns and 4,204 yards of total offense in 22 games of an injury-marred career at the University of New Mexico. In his career he completed 237 passes in 464 attempts (51.1 percent) for 3,364 yards and 20 touchdowns, and he rushed for 840 yards on 305 carries and scored 19 TDs. He is a native of Midland, Texas.

Cowboys All-Time Roster

ASSISTANT COACHES

Allen, Ermal, 1962-81
Berry, Raymond, 1968
Dahms, Tom, 1960-62
Dimancheff, Babe, 1960-62
Ditka, Mike, 1973-81
Ecklund, Brad, 1960-63
Franklin, Bobby, 1968-72
Gillman, Sid, 1972
Hickey, Red, 1964
Hughes, Ed, 1973-76
Lavan, Al, 1980-81
Mackovic, John, 1981
Myers, Jim, 1962-81
Nolan, Dick, 1962-67
Reeves, Dan, 1970-80
Renfro, Ray, 1968-72
Roy, Alvin, 1973
Stallings, Gene, 1972-81
Stautner, Ernie, 1966-81
Tabbs, Jerry, 1966-81
Ward, Bob, 1976-81


PLAYERS

Adderley, Herb, CB, Mich. St., 1970-72
Adkins, Margone, WR, Henderson J.C., 1970-71
Alworth, Lance, WR, Arkansas, 1971-72
Andrie, George, DE, Marquette, 1962-72
Arneson, Jim, G-C, Arizona, 1973-74
Asher, Bob, T, Vanderbilt, 1970
Babb, Gene, LB-RB, Austin College, 1960-61
Babinecz, John, LB, Villanova, 1972-73
Baker, Sam, P-K, Oregon State, 1962-63
Barnes, Benny, CB, Stanford, 1972-81
Barnes, Gary, WR, Clemson, 1963
Barnes, Rodrigo, LB, Rice, 1973-74
Bateman, Marv, P, Utah, 1972-74
Baynham, Craig, RB, Georgia Tech, 1967-69
Belden, Bob, QB, Notre Dame, 1969-70
Berch, Bob, S, Michigan State, 1960-61
Bethua, Larry, DE, Michigan St., 1978-81
Bielski, Dick, TE, Maryland, 1960-61
Bishop, Don, CB, CCLA, 1960-65
Blackwell, Alois, RB, Houston, 1978-79
Boeke, Jim, T, Heidelberg, 1964-67
Borden, Nate, DE, Indiana, 1960-61
Braatz, Tom, LB, Marquette, 1960
Bradfute, Byron, T, So. Miss., 1960-61
Breunig, Bob, LB, Arizona State, 1975-81
Brinson, Larry, RB, Florida, 1977-79
Brock, Clyde, DT, Utah State, 1962-63
Brown, Guy, LB, Houston, 1977-81
Brown, Otto, CB-S, Prairie View, 1969
Bullocks, Amos, RB, So. Ill., 1962-64
Burkett, Jackie, LB, Auburn, 1968-69
Butler, Bill, S, Chattanooga, 1960
Caffey, Lee Roy, LB, Texas A&M, 1971
Carpone, Warren, LB, Louisiana State, 1975
Carano, Glenn, QB, Nevada-Las Vegas, 1977-81
Carrell, Duane, P, Florida State, 1974
Clark, Mike, K, Texas A&M, 1968-71, 1973
Clark, Monte, T, Southern California, 1962
Clark, Phil, CB-S, Northwestern, 1967-69
Clarke, Frank, TE-WR, Colorado, 1960-67
Clinksale, Dexter, S, South Carolina St., 1980
Cole, Larry, DE-DT, Hawaii, 1968-80
Coleman, Ralph, LB, N. Car., A&T, 1972
Colvin, Jim, DT, Houston, 1964-66
Cone, Fred, K, Clemson, 1960
Connally, Mike, C, Utah State, 1960-67
Conrad, Bobby Joe, WR, Texas A&M, 1969
Cooper, Jim, C-G, Temple, 1977-81
Cosbie, Doug, TE, Santa Clara, 1979-81
Cronin, Gene, DE, Pacific, 1960
Cvercko, Andy, G, Northwestern, 1961-62
Daniels, Dick, S, Pacific (Ore.), 1966-68
Davis, Donnie, WR, Southern, 1962
Davis, Kyle, C, Oklahoma, 1975
Davis, Sonny, LB, Baylor, 1961
Dennison, Doug, RB, Kutztown State, 1974-78
Deters, Harold, K, North Carolina St., 1967
Dial, Buddy, WR, Rice, 1964-66
Dickerson, Anthony, LB, SMU, 1980-81
Dickson, Paul, T, Baylor, 1960
Diehl, John, DT, Virginia, 1965
Ditka, Mike, TE, Pittsburgh, 1969-72
Doelling, Fred, S, Pennsylvania, 1960
Donley, Doug, WR, Ohio State, 1981
Donohue, Leon, G, San Jose State, 1965-67
Donovan, Pat, T, Stanford, 1975-81
Doran, Jim, WR, Iowa State, 1960-61
Dorsett, Tony, RB, Pittsburgh, 1977-81
Douglas, Merrill, RB, Utah, 1961
Dowdle, Mike, RB-LB, Texas, 1960-62
Downs, Michael, S, Rice, 1981
Dugan, Fred, WR, Dayton, 1960
Dunn, Perry Lee, RB, Mississippi, 1964-65
Dupre, L. G., RB, Baylor, 1960-61
DuPree, Billy Joe, TE, Michigan St., 1973-81
Dutton, John, DE, Nebraska, 1979-81
East, Ron, DT, Montana State, 1967-70
Edwards, Dave, LB, Auburn, 1963-75
Eidson, Jim, G-C, Miss. State, 1976
Falls, Mike, G, Minnesota, 1960-61
Fellows, Ron, CB, Missouri, 1981
Fisher, Ray, T, Eastern Illinois, 1960
Fitzgerald, John, G-C, Bost. Coll., 1971-80
Folkins, Lee, TE, Washington, 1962-64
Flowers, Richmond, S, Tennessee, 1969-71
Franchauser, Tom, CB, Purdue, 1960-61
Frank, Bill, T, Colorado, 1964
Frederick, Andy, T, New Mexico, 1977-81
Fritsch, Toni, K, Vienna, Austria, 1971-73, 1975
Frost, Ken, DT, Tennessee, 1961-62
Fry, Bob, T, Kentucky, 1960-64
Fugett, Jean, TE, Amherst, 1972-75
Gaechter, Mike, S, Oregon, 1962-69
Garrison, Walt, RB, Okla. St., 1966-74
Gent, Pete, WR-TE, Mich. St., 1964-68
Gibbs, Sonny, QB, Texas Christian, 1963
Gonzaga, John, DE, no college, 1960
Granger, Charlie, T, Southern, 1961
Green, Allen, P-K, Mississippi, 1961
Green, Cornell, CB-S, Utah State, 1962-74
Gragg, Forrest, G-T, SMU, 1971
Gregory, Bill, DT-DE, Wisconsin, 1971-77
Gregory, Glynn, WR-CB-S, SMU, 1961-62
Grottkau, Bob, G, Oregon, 1961
Guy, Buzz, G, Duke, 1960
Hagen, Halvor, C-G, Weber State, 1969-70
Hansen, Wayne, LB, Texas Western, 1960
Harris, Cliff, S, Ouachita, 1970-79
Harris, Jim, S, Oklahoma, 1961
Hayes, Bob, WR, Florida A&M, 1965-74
Hayes, Wendell, RB, Humboldt State, 1963
Hays, Harold, LB, So. Miss., 1963-67
Healy, Don, DT, Maryland, 1960-61
Hegman, Mike, LB, Tennessee State, 1976-81
Heinrich, Don, QB, Washington, 1960
Henderson, Thomas, LB, Langston, 1975-79
Herchman, Bill, DT, Texas Tech, 1960-61
Herrera, Efran, K, UCLA, 1974, 1976-77
Hill, Calvin, RB, Yale, 1969-74
Hill, Tony, WR, Stanford, 1977-81
Hogeboom, Gary, QB, Central Michigan, 1980-81
Homan, Dennis, WR, Alabama, 1968-70
Hoopes, Mitch, P, Arizona, 1975
Houser, John, C-G, Redlands, 1960-61
Houston, Bill, WR, Jackson State, 1974
Howard, Percy, WR, Austin Peay, 1975
Howard, Ron, TE, Seattle, 1974-75
Howley, Chuck, LB, West Virginia, 1961-73

Howton, Bill, WR, Rice, 1960-63
 Hoyem, Lynn, C-G, Long Beach, 1962-63
 Hughes, Randy, S, Oklahoma, 1975-80
 Humphrey, Buddy, QB, Baylor, 1961
 Hurl, Eric, CB, San Jose St., 1980
 Husmann, Ed, DT, Nebraska, 1960
 Hutcherson, Ken, LB, Livingston State, 1974
 Huthner, Bruce, LB, New Hampshire, 1977-80
 Ithaler, Joe, QB, Houston, 1962-65
 Jansen, Jim, RB, Iowa, 1976
 Johnson, Butch, WR, Cal-Riverside, 1976-81
 Johnson, Mike, CB, Kansas, 1966-69
 Johnson, Mitch, G, UCLA, 1965
 Jones, Ed, DE, Tennessee State, 1974-78, 1980-81
 Jones, James, RB, Miss. State, 1980-81
 Jordan, Lee Roy, LB, Alabama, 1963-76
 Kellor, Mike, LB, Michigan, 1972
 Killian, Gene, G, Tennessee, 1974
 Kiner, Steve, LB, Tennessee, 1970
 King, Angelo, LB, South Carolina St., 1981
 Klein, Dick, T, Iowa, 1960
 Kowalczyk, Walt, RB, Michigan State, 1960
 Kupp, Jake, G, Washington, 1964-65
 Kyte, Aaron, CB, Wyoming, 1976-79
 Laidlaw, Scott, RB, Stanford, 1975-79
 Lawless, Burton, G, Flor. ad., 1975-79
 LaBaron, Eddie, QB, Pacific, 1968-63
 Lewis, D. D., LB, Miss. State, 1968-81
 Lewis, Woodley, WR, Oregon, 1960
 Lilly, Bob, DE-DT, Texas Christian, 1961-74
 Liscio, Tony, T, Tulsa, 1963-64, 1966-71
 Livingston, Warren, CB, Arizona, 1961-66
 Lockett, J. W., RB, Central Okla., 1961-62
 Logan, Obert, S, Trinity (Tex.), 1965-66
 Long, Bob, LB, UCLA, 1962
 Longley, Clint, QB, Abilene Christian, 1974-75
 Lothridge, Billy, P-QB, Georgia Tech, 1964
 Manders, Dave, C, Mich. State, 1964-66, 1968-74
 Manning, Wade, CB, Ohio State, 1979
 Marsh, Amos, RB, Oregon State, 1961-64
 Martin, Harvey, DE, East Texas St., 1973-81
 Mathews, Ray, WR, Clemson, 1960
 McGroary, Rob, T, Wake Forest, 1968
 McDaniel, David, WR, Mich. Val., 1961
 McDonald, Tommy, WR, Oklahoma, 1964
 McIlhenny, Don, RB, SMU, 1960-61
 McMellaar, Dale, G, Wyoming, 1962-63
 Meredith, Don, QB, SMU, 1960-68
 Meyers, John, DT, Washington, 1962-63
 Mitchell, Aaron, CB, Nevada-Las Vegas, 1979-80
 Moogle, Dick, S, Rice, 1961
 Montgomery, Mike, RB-WR, Kans. St., 1972-73
 Mooty, Jim, CB, Arkansas, 1960
 Morgan, Dennis, RB, Western Illinois, 1974
 Morton, Craig, QB, California, 1965-74
 Murchison, Ola Leo, WR, Pacific, 1961
 Neely, Ralph, G-T, Oklahoma, 1965-77
 Newhouse, Robert, RB, Houston, 1972-81
 Newsome, Timmy, RB, Winston-Salem, 1980-81
 Niland, John, G, Iowa, 1964-74
 Nolan, Dick, S, Maryland, 1962
 Norman, Pettis, TE, J. C. Smith, 1962-70
 Norton, Jerry, S, SMU, 1962
 Nutting, Ed, T, Georgia Tech, 1963
 Nye, Blaine, G, Stanford, 1968-76
 Overton, Jerry, S, Utah, 1963
 Parks, Billy, WR, Long Beach State, 1972
 Patera, Jack, LB, Oregon, 1960-61
 Pearson, Drew, WR, Tulsa, 1973-81
 Pearson, Preston, RB, Illinois, 1975-80
 Percival, Mac, K, Texas Tech, 1974
 Perkins, Don, RB, New Mexico, 1961-68
 Petersen, Kurt, G, Missouri, 1980-81
 Peterson, Calvin, LB, UCLA, 1974-75
 Pinder, Cyril, RB, Illinois, 1973
 Poimboeuf, Lance, K, SW La., 1963
 Porterfield, Garry, DE, Tulsa, 1965
 Pugh, Jathro, DT, Eliz. City St., 1965-78
 Putnam, Duane, G, Pacific, 1960
 Rafferty, Tom, G-C, Penn State, 1976-81
 Randall, Tom, DG, Iowa State, 1978
 Randle, Sonny, WR, Virginia, 1968
 Reece, Beasley, CB-WR, N. Texas St., 1976
 Reese, Guy, DT, SMU, 1962-63
 Ruoves, Dan, RB-QB, S. Car., 1965-72
 Renfro, Mel, CB-RB-S, Oregon, 1964-77
 Rentzel, Lance, WR, Oklahoma, 1967-70
 Rhame, Jerry, QB, Tulsa, 1965-68
 Richards, Golden, WR, Hawaii, 1973-78
 Richards, Howard, T, Missouri, 1981
 Richardson, Glosier, WR, Jack. St., 1971
 Rideway, Colin, P-K, Lamar Tech, 1965
 Ridlon, Jim, S, Syracuse, 1963-64
 Roach, John, QB, SMU, 1964
 Robinson, Larry, RB, Tennessee, 1973
 Roe, Bill, LB, Colorado, 1980
 Rucker, Reggie, WR, Boston U., 1970-71
 Saldi, Jay, TE, South Carolina, 1976-81
 Sandeman, Bill, DT, Pacific, 1966
 Schaum, Greg, DE, Michigan State, 1976
 Schoenko, Ray, T, SMU, 1963-64
 Scott, Herbert, G, Virginia Union, 1975-81
 Sellers, Ron, WR, Florida State, 1972
 Seption, Rafael, K, SW Louisiana, 1978-81
 Shaw, Robert, C, Tennessee, 1979-81
 Shorer, Dave, P, SMU, 1960
 Shy, Les, RB, Long Beach State, 1966-69
 Simmons, Dave, LB, Georgia Tech, 1968
 Smerak, Don, DL, Nevada-Reno, 1981
 Smith, J. D., RB, N. Car. A&T, 1965-66
 Smith, Jackie, TE, NW Louisiana, 1978
 Smith, Jim Ray, G-T, Baylor, 1963-64
 Smith, Tody, DE-DT, USC, 1971-72
 Solomon, Roland, S, Utah, 1980
 Spradlin, Danny, LB, Tennessee, 1981
 Springs, Ron, RB, Ohio State, 1979-81
 Stalls, Dave, DE, Northern Colorado, 1977-79
 Staubach, Roger, QB, Navy, 1969-79
 Steele, Robert, WR, N. Alabama, 1978
 Stephens, Larry, DE, Texas, 1963-67
 Stiger, Jim, RB, Washington, 1963-65
 Stinco, Tom, LB, Michigan, 1969-71
 Stokes, Sim, WR, Northern Arizona, 1967
 Stowe, Otto, WR, Iowa State, 1973
 Strayhorn, Les, RB, East Carolina, 1973-74
 Stynchula, Andy, DE, Penn. State, 1968
 Tarter, Don, DE-T, Texas, 1962, 1965, 1971
 Thomas, Bill, RB, Boston College, 1962
 Thomas, Duane, RB, W. Texas St., 1970-71
 Thomas, Ike, CB, Bishop, 1971
 Thornton, Bruce, DE-DT, Illinois, 1979-81
 Thurman, Dennis, CB, USC, 1978-81
 Titensor, Glen, G, Brigham Young, 1981
 Toomay, Pat, DE, Vanderbilt, 1970-74
 Townes, Willie, DE, Tulsa, 1966-68
 Truax, Billy, TE, Louisiana State, 1971-73
 Tubbs, Jerry, LB, Oklahoma, 1960-67
 Van Raaphorst, Dick, K, Ohio State, 1964
 Villanueva, Danny, P-K, New Mex. St., 1965-67
 Walker, Louie, LB, Colorado State, 1974
 Walker, Malcolm, C, Rice, 1966-69
 Wallace, Rodney, G-T, New Mex. 1971-73
 Walls, Everson, CB, Grambling, 1981
 Walton, Bruce, G, UCLA, 1973-75
 Washington, Mark, CB, Morgan St., 1970-78
 Waters, Charlie, S-CB, Clemson, 1970-78, 1980-81
 Wayt, Russell, LB, Rice, 1965
 Welch, Claxton, RB, Oregon, 1969-71
 Wells, Norm, G, Northwestern, 1980
 White, Danny, QB-P, Arizona State, 1976-81
 White, Randy, LB-DE, Maryland, 1975-81
 Whitfield, A. D., RB, N. Texas St., 1965
 Whittingham, Fred, LB, Cal. Poly, 1969
 Widby, Ron, P, Tennessee, 1968-71
 Wilbur, John, T, Stanford, 1966-69
 Williams, Joe, RB, Wyoming, 1971
 Wilson, Steve, WR, Howard, 1979-81
 Wisener, Gary, WR, Baylor, 1960
 Woolsey, Rolly, CB-S, Boise State, 1975
 Wright, Rayfield, TE-T, Ft. Valley St., 1967-79
 Wright, Steve, T, Northern Iowa, 1981
 Youmans, Maury, DE, Syracuse, 1964-65
 Young, Charles, RB, N.C. State, 1974-76

Cowboys 1982 Draft Choices

NAME	POS.	HT.	WT.	BIRTHDATE	COLLEGE	HOW ACQ.
Burtness, Richard	G	6-4	257	6/25/60	Montana	D-12
Carpenter, Brian	CB	5-10	166	11/27/60	Michigan	D-4A
Daum, Charles	DL	6-6	241	11/3/59	Cal Poly-SLO	D-6B
Eckerson, Todd	T	6-4	263	1/24/60	North Carolina St.	D-10
Eliopoulos, Jim	LB	6-3	229	4/18/59	Wyoming	D-3
Gary, Joe	DT	6-5	273	5/13/59	UCLA	D-9
Hammond, Ken	G	6-4	270	12/7/59	Vanderbilt	D-6A
Hill, Rod	CB	6-0	185	3/14/59	Kentucky State	D-1
Hunter, Monty	S	6-0	201	1/21/59	Salem College (W. V.)	D-4B
Peoples, George	FB	6-0	211	8/25/60	Auburn	D-8A
Pozderac, Phil	T	6-8	260	12/19/59	Notre Dame	D-5
Purifoy, Bill	DL	6-7	249	11/15/59	Tulsa	D-7
Rohrer, Jeff	LB	6-3	224	12/25/58	Yale	D-2
Sullivan, Dwight	FB	6-0	205	4/24/59	North Carolina St.	D-8B
Thompson, George	TE	6-3	209	3/12/59	Albany State (Ga.)	D-11A
Whiting, Mike	FB	6-1	210	1/11/60	Florida State	D-11B



Cowboys 1982 Veterans Roster

NO.	NAME	POS.	HT.	WT.	BIRTHDATE	COLLEGE	NFL EXP.
31	Barnes, Benny	CB	6-1	203	3/3/51	Stanford	11
76	Bethea, Larry	DT	6-5	249	7/21/56	Michigan State	5
53	Breunig, Bob	LB	6-2	223	7/4/53	Arizona State	8
59	Brown, Guy	LB	6-4	228	6/1/55	Houston	6
18	Carano, Glenn	QB	6-3	198	11/18/55	Nevada-Las Vegas	6
47	Clinkscale, Dextor	S	5-11	189	4/13/58	South Carolina St.	2
61	Cooper, Jim	T	6-5	263	9/28/55	Temple	6
84	Cosbie, Doug	TE	6-6	226	2/27/56	Santa Clara	4
51	Dickerson, Anthony	LB	6-2	222	6/9/57	SMU	3
83	Donley, Doug	WR	6-0	175	2/6/59	Ohio State	2
67	Donovan, Pat	T	6-5	259	7/1/53	Stanford	8
33	Dorsett, Tony	RB	5-11	185	4/7/54	Pittsburgh	6
26	Downs, Michael	S	6-3	198	6/9/59	Rice	2
89	DuPree, Billy Joe	TE	6-4	228	3/7/50	Michigan State	10
78	Dutton, John	DT	6-7	263	2/6/51	Nebraska	9
27	Fellows, Ron	CB	6-0	170	11/7/58	Missouri	2
71	Frederick, Andy	T	6-6	265	7/25/54	New Mexico	6
58	Hegman, Mike	LB	6-1	225	1/17/53	Tennessee State	7
80	Hill, Tony	WR	6-2	206	6/23/56	Stanford	6
14	Hogeboom, Gary	QB	6-4	201	8/21/58	Central Michigan	3
42	Hughes, Randy	S	6-4	207	4/3/53	Oklahoma	7
86	Johnson, Butch	WR	6-1	180	5/28/54	UC-Riverside	7
72	Jones, Ed	DE	6-9	272	2/23/51	Tennessee State	7
23	Jones, James	RB	5-10	196	12/6/58	Mississippi State	3
57	King, Angelo	LB	6-1	220	2/10/58	South Carolina State	2
79	Martin, Harvey	DE	6-5	252	11/16/50	East Texas State	10
44	Newhouse, Robert	FB	5-10	220	1/9/50	Houston	11
30	Newsome, Timmy	FB	6-1	232	5/17/58	Winston-Salem State	3
88	Pearson, Drew	WR	6-0	190	1/12/51	Tulsa	10
65	Petersen, Kurt	G	6-4	266	6/17/57	Missouri	3
64	Rafferty, Tom	G	6-3	258	8/2/54	Penn State	7
70	Richards, Howard	T	6-6	258	8/7/59	Missouri	2
56	Roe, Bill	LB	6-3	232	2/6/58	Colorado	2
87	Saldi, Jay	TE	6-3	231	10/8/54	South Carolina	7
68	Scott, Herbert	G	6-2	258	1/18/53	Virginia Union	8
1	Septien, Rafael	K	5-9	174	12/12/53	SW Louisiana	6
52	Shaw, Robert	C	6-4	261	10/15/56	Tennessee	4
60	Smerek, Don	DT	6-7	256	12/20/57	Nevada-Reno	2
20	Springs, Ron	FB	6-1	216	11/1/56	Ohio State	4
55	Spradlin, Danny	LB	6-1	221	3/3/59	Tennessee	2
77	Thornton, Bruce	DE	6-5	262	2/14/58	Illinois	4
32	Thurman, Dennis	CB	5-11	178	4/13/56	So. California	5
63	Titensor, Glen	G-C	6-4	257	2/21/58	Brigham Young	2
24	Walls, Everson	CB	6-1	189	12/28/59	Grambling	2
66	Wells, Norm	G	6-5	261	9/8/57	Northwestern	2
11	White, Danny	QB	6-2	196	2/9/52	Arizona State	7
54	White, Randy	DT	6-4	260	1/15/53	Maryland	8
45	Wilson, Steve	WR	5-10	193	8/24/57	Howard	4
73	Wright, Steve	T	6-5	252	4/8/59	Northern Iowa	2

Cowboys All-Time Draft

1961

(Drafted 2nd)

- (A) **NO CHOICE**
Choice traded along with sixth choice to Washington for **EDDIE LEBARON**.
- (B) **BOB LILLY**
T. Texas Christian University, 6-5, 242 - Choice from Cleveland for first round pick in 1962.
- E. J. HOLUB**
LB, Texas Tech, 6-4, 218 (went to AFL).
- STEW BARBER**
G, Penn State, 6-3, 230 (went to AFL).
- SONNY DAVIS**
E, Baylor, 6-2, 210.
- NO CHOICE**
Choice traded to San Francisco for **GENE BABB**.
- NO CHOICE**
Choice traded, along with first choice, to Washington for **LEBARON**.
- ART GILMORE**
HB, Oregon State, 6-0, 200.
- ODD TALBERT**
T, Texas, 6-5, 220.
- GLENN GREGORY**
HB, SMU, 6-2, 195.
- NO CHOICE**
Choice traded to Green Bay for **FRED DONE**.
- MORRIS STEVENSON**
HB, Missouri, 6-1, 205.
- LAWNDES SHINGLER**
QB, Clemson, 6-1, 205.
- DON GOODMAN**
HB, Florida, 6-0, 200.
- BILL SHAW**
T, Georgia Tech, 6-3, 222 (went to AFL).
- JULIUS WARNADO**
T, San Francisco State, 6-4, 220 (went to AFL).
- JERRY STEFFEN**
HB, Colorado, 6-10, 190.
- EVERETT CLOUD**
HB, Maryland, 6-0, 190.
- RANDY WILLIAMS**
HB, Indiana, 6-3, 208.
- LYNN HOYEM**
C, Long Beach State, 6-4, 225.
- JERRY MORGAN**
QB, Iowa State, 6-3, 195.

1962

(Drafted 4th)

- NO CHOICE**
Choice traded to Cleveland for first round pick in 1961 when Cowboys picked **BOB LILLY**.
- SONNY GIBBS***
QB, TCU, 6-7, 225.
- (A) **NO CHOICE**
Choice to Chicago for **DON MEREDITH**.
- (B) **BOBBY PLUMMER**
G, TCU, 6-2, 235 - Choice from Cleveland for **DUANE PUTNAM**.
- NO CHOICE**
Choice to San Francisco for **BILL HERCHMAN**.
- NO CHOICE**
Choice to Los Angeles for **JIMMY HARRIS**.
- (A) **DONNIE DAVIS**
E, Southern University, 6-2, 235.
- (B) **GEORGE ANDRIE**
E, Marquette, 6-7, 247 - Choice and **ALLEN GREEN** from New York for **FRED DUGAN**.
- NO CHOICE**
Choice to Los Angeles for **JOHN HOUSER**.
- KEN TUREAUO**
B, Michigan, 6-1, 198.

- NO CHOICE**
Choice to Baltimore for **DON PERKINS**.
- JOHN M. LONGMEYER**
G, Southern Illinois, 6-3, 230.
- LARRY HUOAS**
E, Michigan State, 6-4, 208.
- NO CHOICE**
Choice to Green Bay for **STEVE WEHLINGER**.
- ROBERT MOSES**
F, Texas, 6-3, 211.
- HAROLD HAYS***
G, Southern Mississippi, 6-3, 218.
- ROY REESE**
T, SMU, 6-5, 238.
- ROBERT JOHNSTON**
T, Rice, 6-4, 215.
- RAY JACOBS**
T, Howard Payne, 6-3, 265 (went to AFL).
- DAVE CLOUTIER***
B, Maine, 6-0, 195 (went to AFL).
- PAUL HOLMES**
T, Georgia, 6-5, 220.
- AMOS BULLDOCKS**
B, Southern Illinois, 6-1, 197.

1963

(Drafted 6th)

- LEE ROY JORDAN**
LB, Alabama, 6-2, 210.
- NO CHOICE**
Choice traded, along with ninth choice, to Chicago for **CHUCK HOWLEY**.
- JIM PRICE**
LB, Auburn, 6-3, 225.
- WHALEY HALL***
C, Mississippi, 6-3, 230.
- NO CHOICE**
Choice traded to New York for **DICK NOLAN**.
- NO CHOICE**
Choice traded to Green Bay for **JOHN SUTRO**.
- MARV CLOTHIER**
G, Kansas, 6-4, 220.
- NO CHOICE**
Choice traded to Green Bay for **LEE FOLKINS**.
- NO CHOICE**
Choice traded to Chicago.
- ROD SCHEYER**
T, Washington, 6-2, 220.
- RAY SCHENKE**
C, SMU, 6-3, 225.
- BILL PERKINS**
B, Iowa, 6-2, 218.
- PAUL WICKER***
T, Fresno State, 6-5, 248.
- LOU CIOCI**
LB, Boston College, 6-2, 225.
- JERRY OVERTON**
B, Utah, 6-2, 192.
- DENNIS GOLDEN**
T, Holy Cross, 6-4, 235.
- ERNEST PARKS***
G, McMurry, 6-4, 230 (went to AFL).
- BILL FRANK**
T, Colorado, 6-4, 250.
- JIM STIGER**
B, Washington, 5-11, 195.
- TOMMY LUCAS**
E, Texas, 6-3, 218.

1964

(Drafted 4th)

- NO CHOICE**
Choice traded to Pittsburgh for **BUDDY DIAL**.
- MEL RENFRO**
B, Oregon, 6-0, 195.
- NO CHOICE**
Choice traded to Los Angeles for **BOB LONG** and **JOHN MEYERS**.

*Drafted as Future

- PERRY LEE DUNN**
B, Mississippi, 6-2, 205.
- NO CHOICE**
Choice traded to Green Bay for **GARY BARNES**.
- (A) **BILLY LOTHRIEDGE**
QB, Georgia Tech, 6-1, 188.
- (B) **JIM CURRY**
E, Cincinnati, 6-4, 215 - Choice from Cleveland for **ANDY CYVERC-KO**.
- (C) **JIMMY EVANS**
E, Texas Western, 6-1, 194 - Choice from Green Bay for **JERRY NORTON**.
- BOB HAYES***
WR, Florida A & M, 5-11, 189.
- AL GEVERINK**
B, UCLA, 6-2, 190.
- JAKE KUNEN**
E, Washington, 6-3, 215.
- ROGER STAUBACH***
QB, Navy, 6-2, 190.
- BOBBY CRENSHAW**
G, Baylor, 6-3, 230 (went to AFL).
- JOHNNY NORMAN**
E, Northwestern Louisiana, 6-1, 185.
- JERRY RHOME**
QB, Tulsa, 6-0, 185.
- JIM WORDEN**
B, Wittenberg, 6-1, 230.
- BILL VAN BUREKIED**
B, Tulsa, 5-11, 185.
- PAUL CERCEL**
C, Pittsburgh, 6-2, 222.
- HARRY ABELL**
E, Missouri, 6-3, 212 (went to AFL).
- NO SELECTION**
Player chosen not eligible.
- H. D. MURPHY**
B, Oregon, 6-0, 190.
- JOHN HUGHES**
LB, SMU, 6-2, 220.

1965

(Drafted 5th)

- CRAIG MORTON**
QB, California, 6-4, 215.
- MALCOLM WALKER**
LB, Rice, 6-4, 245.
- NO CHOICE**
Choice traded to Green Bay (who traded it to New York) for **JOHN ROACH**.
- (A) **JIM SIDLE**
B, Auburn, 6-2, 215.
- (B) **BOB SVIHUS**
T, USC, 6-4, 240 (went to AFL) - Choice from Detroit for **SONNY GIBBS**.
- ROGER PETTEE**
LB, Florida, 6-4, 230.
- SONNY UTZ**
RB, VPI, 5-11, 215.
- BRIG DWENS**
B, Cincinnati, 5-11, 183.
- RUSSELL WATT**
LB, Rice, 6-4, 235.
- JIM ZANIOS**
FB, Texas Tech, 6-0, 215.
- GAYLON MCDILLOUGH**
C, Alabama, 6-3, 215.
- JETHRO PUGH**
T, Elizabeth City, State, 6-6, 255.
- ERNIE KELLERMAN**
QB, Miami (Ohio), 6-0, 175.
- JACK SCHRAUB**
E, California, 6-6, 210.
- GARRY PORTERFIELD**
E, Tulsa, 6-3, 235.
- GENE FOSTER**
B, Arizona State, 6-0, 195 (went to AFL).
- ODOG MCDUGAL**
E, Oregon State, 6-4, 228.

17. MITCH JOHNSON
T. UCLA, 6-4, 245.
18. MARTIN AMSLER
T. Evansville, 6-5, 250.
19. HARRY RETTENMUND
Ball State, 5-10, 195.
20. RON BARLOW
T. Kansas State, 6-2, 230.

1966 (Drafted 5th)

1. JOHN NILAND
G. Iowa, 6-3, 245.
2. WILLIE TOWNES*
DE. Tulsa, 6-5, 265.
3. NO CHOICE
Choice to San Francisco for
LEON DONDHUE.
4. NO CHOICE
Choice to Baltimore for RALPH
NEELY.
5. (A) NO CHOICE
Choice to San Francisco for J. D.
SMITH.
5. (B) WALT GARRISON
RB, Oklahoma State, 6-0, 209 —
Choice from Baltimore thru De-
troit for AMOS MARSH.
6. BOB DUNLEVY
E. West Virginia, 6-4, 195.
7. ART ROBINSON
E. Florida A & M, 6-0, 208.
8. DON KUNIT
RB, Penn State, 6-2, 200.
9. DARRELL ELAM
FL, West Virginia Tech, 6-2, 189.
14. LEWIS TURNER
RB, Norfolk State, 6-2, 183.
15. MARK GARTUNG
DT, Oregon State, 6-4, 255.
16. TOM PIGEe
RB, San Francisco State, 5-11,
200.
17. GEORGE ALLEN
T. West Texas State, 6-7, 245
Iwent to AFIJ.
18. STEVE ORR
DT, Washington, 5-4, 230.
19. BYRON JOHNSON
E. Central Washington State, 6-5,
255.
20. LOU HUDSON
FL, Minnesota, 6-5, 220.

1967 (Drafted 23rd)

1. NO CHOICE
Choice given along with second
and two fifths, to Houston for
RALPH NEELY.
2. NO CHOICE
NEELY trade.
3. PHIL CLARK
QB, Northwestern, 6-2, 207.
4. CURTIS MARKER
G. Northern Michigan, 6-2, 253.
5. (A) NO CHOICE
Choice and JIM STEFFEN from
Washington for BRIG DWENS,
MITCH JOHNSON & JAKE KLUPP;
NEELY trade.
5. (B) NO CHOICE
Choice from Cleveland for JDE
DOB ISHELL. NEELY trade.
5. (C) NO CHOICE
Choice to Green Bay for HENRY
GRENNINGER.
6. SIMS STOKES
E. Northern Arizona, 6-1, 198.
7. RAYFIELD WRIGHT
T. Ft. Valley State, 6-7, 235.
8. STEVE LAUB
QB, Illinois Wesleyan, 6-1, 190.
9. BYRON MORGAN
DB, Findlay (Ohio), 6-3, 212.
10. EUGENE BOWEN
RB, Tennessee A&I, 5-8, 210.
10. MARSON MITCHELL
RB, Washington, 6-1, 170.
11. AUSTIN DENNEY*
E. Tennessee, 6-2, 225.

12. (A) LES SHY
RB, Long Beach State, 6-1, 200
—Choice from Pittsburgh for LEE
FOLKINS.
12. (B) CRAIG BAYNHAM*
RB, Georgia Tech, 6-1, 200.
13. RONNIE LAMB
B. South Carolina, 6-2, 216.
11. PAT RILEY
E. Kentucky, 6-2, 205.
12. HAROLD DETERS
K. North Carolina State, 6-0,
200.
13. AL KERKIAN
DE, Akron, 6-6, 235.
14. TOM BOYO
G. Tarleton State, 6-3, 250.
15. LEAVIE DAVIS
DB, Edward Waters College (Flor-
ida), 6-4, 210.
16. PAUL BROTHERS
RB, Oregon State, 6-1, 195.
17. GEDGE ADAMS
LB, Northhead State (Kentucky),
6-2, 218.

1968 (Drafted Alternately 20th, 19th, 21st)

1. DENNIS HOMAN
FL, Alabama, 6-1, 181.
2. DAVID McDANIELS
E. Mississippi Valley, 6-4, 200.
3. (A) NO CHOICE
Choice to Minnesota for LANCE
RENTZEL.
3. (B) ED HARMON
LB, Louisville, 6-4, 246 — Choice
from Chicago for AUSTIN DEN-
NEY and MAC PERCIVAL.
4. (A) NO CHOICE
Choice to New Orleans for LAR-
RY STEPHENS.
4. (B) JOHN DOUGLAS
LB, Missouri, 6-2, 215 — Choice
from New York for JIM COLVIN.
5. BLAINE NYE
G. Stanford, 6-4, 255.
6. D. D. LEWIS
LB, Mississippi State, 6-1, 210.
7. BOB TAUCHER
T. Nebraska, 6-4, 251.
8. FRANK BROWN
DE, Albany (Ga.) State, 6-3, 249.
9. KEM KMIc
DB, Illinois, 6-2, 187.
10. BEN OLISON
FL, Kansas, 6-1, 170.
11. RON SHOTTS
RB, Oklahoma, 6-0, 206.
12. WILSON WHITTY
LB, Boston University, 6-3, 224.
13. CARTER LORD
TE, Harvard, 6-2, 214.
14. RON WILLIAMS
DB, West Virginia, 6-2, 190.
15. TOMMY LUNCEFORD
P. Auburn, 6-2, 202.
16. LARRY COLE
DE, Hawaii, 6-5, 250.
17. GEORGE NORDGREN
RB, Houston, 6-0, 200.

1969 (Drafted Alternately 24th, 23rd, 22nd)

1. CALVIN HILL
RB, Yale, 6-3, 230.
2. RICHMOND FLOWERS
WR, Tennessee, 6-0, 183.
3. (A) TOM STINCIC
LB, Michigan, 6-2, 226.
3. (B) HALVOR HAGEN
DE, Weber State, 6-5, 250 —
Choice from San Francisco for
HAROLD HAYS.
4. NO CHOICE
Choice to New Orleans for DAVE
SIMMONS.

5. (A) NO CHOICE
Choice to Baltimore for ANDY
STYNCHILLA.
5. (B) CHUCK KYLE
LB, Purdue, 6-1, 220 — Choice
from Los Angeles for COY BACON.
6. RICH SHAW
FL, Arizona State, 6-4, 205.
7. LARRY BALES
WR, Emory & Henry, 5-11, 185.
8. ELMER BENDHARD
LB, Missouri, 6-2, 200.
9. CLAXTON WELCH
RB, Oregon, 5-11, 200.
10. STUART GOTTLIEB
G. Weber State, 6-5, 250.
11. CLARENCE WILLIAMS
DT, Prairie View A & M, 6-5, 250.
12. BOB BELDEN
QB, Notre Dame, 6-2, 210.
13. RENE MATISON
WR, New Mexico, 6-0, 185.
14. GERALD LUTRI
T. Northern Michigan, 6-4, 256.
15. BILL JUSTUS
DB, Tennessee, 6-1, 180.
16. FLOYD KERR
DB, Colorado State, 6-3, 195.
17. BILL BAILEY
DT, Lewis & Clark, 6-4, 260.

1970 (Drafted 23rd)

1. OUANE THOMAS
RB, West Texas, 6-1, 220.
1. (A) BOB ASHER
T. Vanderbilt, 6-5, 250 — Choice
from Chicago for CRAIG BAYN-
HAM and PHIL CLARK.
2. (B) MARGENE ADKINS
WR, Henderson J. C., 5-10, 183.
3. (A) CHARLIE WATERS
CB, Clemson, 6-1, 193 — Choice
from Houston through Cleveland
for JERRY RHOAE.
3. (B) STEVE KINER
LB, Tennessee, 6-1, 220 — Choice
from Cleveland for JERRY
RHOAE.
3. (C) DENTON FOX
S. Texas Tech, 6-2, 205.
4. JOHN FITZGERALD
T. Boston College, 6-4, 265.
5. NO CHOICE
Choice to St. Louis for BOBBY
JOE CONRAD.
6. PAT TOOMAY
DE, Vanderbilt, 6-5, 230.
7. DON ABBEY
LB, Penn State, 6-2, 252.
8. BERRY DOSSEY
G. Arkansas, 6-4, 244.
9. ZENON ANDRUSZYHN
K. UCLA, 6-2, 212.
10. PETE ATHAS
S. Ode J. C., 6-0, 186.
11. IVAN SOUTHERLAND
DT, Clemson, 6-4, 246.
12. JOE WILLIAMS
RB, Wyoming, 6-1, 193.
13. MARK WASHINGTON
CB, Morgan State, 5-11, 183.
14. JULIAN MARTIN
WR, North Carolina Central, 6-3,
190.
15. KEN DeLONG
TE, Tennessee, 6-2, 223.
16. SEABERN HILL
CB, Arizona State, 6-2, 195.
17. GLENN PATTERSON
G. Nebraska, 6-3, 220.

1971 (Drafted 25th)

1. TODDY SMITH
DE, Southern California, 6-5, 250.
2. ISAAC THOMAS
CB, Bishop, 6-2, 190.

3. (A) **SAM SCARBEE**
RB, New Mexico, 6-2, 235 —
Choice from St. Louis for JOHN
WILBUR.
3. (B) **BILL GREGORY**
DE, Wisconsin, 6-5, 240.
4. (A) **JOE CARTER**
TE, Grambling, 6-3, 219 — Choice
from New Orleans for WILLIE
TOWNS.
4. (B) **BUDDY MITCHELL**
T, Mississippi, 6-5, 232.
5. **RON KADZIEL**
LB, Stanford, 6-3, 215.
6. **STEVE MAIER**
WR, Northern Arizona, 6-3, 192.
7. **BILL GRIFFIN**
T-G, Calamba, 6-5, 250.
8. **RON JESSIE**
WR, Kansas, 6-0, 183.
9. **HONOR JACKSON**
WR, Pacific, 6-2, 190.
10. **RODNEY WALLACE**
DT, New Mexico, 6-5, 250.
11. **ERNEST BONWELL**
LB, Lane College, 6-4, 225.
12. **STEVE GOEPEL**
OB, Colgate, 6-14, 200.
13. **JAMES FORD**
RB, Texas Southern, 6-0, 200.
14. **TYRONE COUZY**
DB, Utah State, 6-14, 194.
15. **BOB YOUNG**
TE, Delaware, 6-5, 250.
16. **RON BRENNAN**
T, Boston College, 6-24, 260.
17. **JOHN BOMER**
C, Memphis State, 6-3, 230.

1972

(Drafted 26th)

1. **BILL THOMAS**
RB, Boston College, 6-2, 225.
2. (A) **ROBERT NEWHOUSE**
RB, Houston, 5-10, 202 — Choice
from New England for HALVOR
HAGEN and HONOR JACKSON.
2. (B) **JOHN BABINECZ**
LB, Villanova, 6-1, 222 — Choice
from New Orleans for MARGENT
ADAMS.
2. (C) **CHARLES MCKEE**
WR, Arizona, 6-2, 199.
3. (A) **MIKE KELLER**
LB, Michigan, 6-4, 221 — Choice
from New England for HALVOR
HAGEN and HONOR JACKSON.
3. (B) **MARY BATEMAN**
P-K, Utah, 6-4, 213.
4. (A) **TIM KEARNEY**
LB, Northern Michigan, 6-2, 225
— Choice from New Orleans for
JOE WILLIAMS.
4. (B) **ROBERT WEST**
WR, San Diego State, 6-4, 218
— Choice from New England for
STEVE KINER.
4. (C) **CHARLES ZAPIC**
LB, Penn State, 6-2, 222 —
Choice from Detroit for RON
JESSIE.
4. (D) **NO CHOICE**
Choice to New Orleans for OON
TALBERT.
5. **NO CHOICE**
Choice to San Diego for TONY
LUSCO.
6. **CHARLES BOLDEN**
DB, Iowa, 6-3, 195.
7. **NO CHOICE**
Choice to Chicago for LEE ROY
CAFFEY.
8. **RALPH COLEMAN**
LB, North Carolina A&T, 6-4, 216.
9. **ROY BELL**
RB, Oklahoma, 5-10, 208.
10. **RICHARD AMMAN**
DE, Florida State, 6-5, 234.
11. **LONNIE LEONARD**
T-G, North Carolina A&T, 6-4,
244.
12. **JIMMY HARRIS**
WR, Ohio State, 5-10, 180.

13. **JEAN FUGETT**
TE, Amherst, 6-3, 219.
14. **ALAN THOMPSON**
RB, Wisconsin, 6-0, 225.
15. **CARLOS ALVAREZ**
WR, Florida, 5-10, 184.
16. **GORDON LONGMIRE**
OB, Utah, 6-2, 205.
17. **ALFONSO CAIN**
DT, Bethune-Cookman, 6-3, 271.

1973

(Drafted Alternately 20th, 22nd and 21st)

1. **BILLY JOE DUPREE**
TE, Michigan State, 6-4, 225.
2. (A) **GOLDEN RICHARDS**
WR, Hawaii, 6-0, 172 — Choice
from Green Bay for RON WIDBY
and IKE THOMAS.
2. (B) **NO CHOICE**
Choice to Chicago as compensa-
tion for signing JACK CONCAN-
NON.
3. (A) **HARVEY MARTIN**
DT, East Texas State, 6-5, 262
— Choice from Houston through
New Orleans for TOM STINCIC.
3. (B) **NO CHOICE**
Choice to New England for RON
SELLERS.
4. **DRANE SCRIVENER**
DB, Tulsa, 6-0, 176.
5. **BRUCE WALTON**
T, UCLA, 6-4, 251.
6. **BOB LEYEN**
G, Yale, 6-4, 256.
7. **RODRIGO BARNES**
LB, Rice, 6-1, 215.
8. **DAN WERNER**
OB, Michigan State, 6-4, 195.
9. **MIKE WHITE**
CB, Minnesota, 6-0, 196.
10. **CARL JOHNSON**
LB, Tennessee, 6-1, 225.
11. **GERALD CASWELL**
C, Colorado State, 6-4, 250.
12. **JIM ARNESON**
G, Arizona, 6-3, 236.
13. **JOHN SMITH**
WR, UCLA, 6-1, 187.
14. **BOB THORNTON**
G-C, North Carolina, 6-3, 234.
15. **WALT BAISY**
LB, Grambling, 6-2, 222.
16. **JOHN CONLEY**
TE, Hawaii, 6-2, 228.
17. **LES STRAYHORN**
RB, East Carolina, 5-10, 205.

1974

(Drafted Alternately 22nd, 21st, 20th and 23rd)

1. (A) **ED JONES**
DE, Tennessee State, 6-8, 260
— Choice from Houston for TODD
SMITH and BILLY PARKS.
1. (B) **CHARLES YOUNG**
RB, North Carolina State, 6-1,
215.
2. **NO CHOICE**
Choice and RON SELLERS to Mi-
ami for OTTO STONE.
3. (A) **DANNY WHITE**
OB, Arizona State, 6-2, 180 —
Choice from Houston for TODD
SMITH and BILLY PARKS.
3. (B) **CALVIN PETERSON**
LB, UCLA, 6-3, 218.
4. (A) **KEN HUTCHERSON**
LB, Livingston State, 6-1, 214
— Choice from Oakland for GLOS-
TER RICHARDSON.
4. (B) **ANDY ANDRADE**
RB-OB, Northern Michigan, 5-11,
193.
5. **JOHN KELSEY**
T, Missouri, 6-6, 226.
6. **JIM BRIGHT**
DB, UCLA, 6-1, 210.

7. **RAYMOND NESTER**
LB, Michigan State, 6-2, 224.
8. **MIKE HOLT**
DB, Michigan State, 5-11, 176.
9. **BILL DULIN**
T, Johnson C. Smith, 6-6, 244.
10. **DENNIS MORGAN**
DB, Western Illinois, 5-11, 203.
11. **HARVEY McLEE**
WR, Southern Mississippi, 6-2,
206.
12. **KEITH BOBO**
QB, Southern Methodist, 6-3,
196.
13. **FRED LIMA**
K, Colorado, 5-9, 202.
14. **DOUG RICHARDS**
DB, Brigham Young, 6-4, 185.
15. **BRUCE CRAFT**
DT, Geneva, Pa., 6-4, 232.
16. **GENE KILLIAN**
T, Tennessee, 6-4, 225.
17. **LAWRIE SKOLRODD**
T, North Dakota, 6-5, 230.

1975

(Drafted 18th)

1. (A) **RANDY WHITE**
DE, Maryland, 6-4, 250 — Choice
from R. Y. Glants for CRAIG
MORTON.
1. (B) **THOMAS HENDERSON**
LB, Langston, 6-2, 214.
2. **BURTON LAWLESS**
G, Florida, 6-4, 253.
3. **BOB BREUNIG**
LB, Arizona State, 6-2, 236.
4. (A) **PAT DODD**
DB, Stanford, 6-5, 240 — Choice
from Houston for MIKE MONT-
GOMERY.
4. (B) **RANDY HUGHES**
DB, Oklahoma, 6-4, 209.
5. (A) **KYLE DAVIS**
C, Oklahoma, 6-4, 240 — Choice
from Green Bay for JACK CON-
CANNON.
5. (B) **NO CHOICE**
Choice to Cincinnati for CLINT
LONGLEY.
6. **ROLLY WOODSEY**
DB, Boise State, 6-1, 175.
7. **MICHAEL HEGMAN**
LB, Tennessee State, 6-4, 220.
8. **MITCH HOOPES**
P, Arizona, 6-0, 210.
9. **ED JONES**
DB, Rutgers, 6-0, 193.
10. **DENNIS BOOKER**
RB, Millsville State, 6-1, 235.
11. **GREG KRPALEK**
C, Oregon State, 6-5, 242.
12. **CHUCK BLAND**
DB, Cincinnati, 5-11, 188.
13. **HERBERT SCOTT**
G, Virginia Union, 6-2, 248.
14. **SCOTT LAIOLAW**
RB, Stanford, 6-0, 206.
15. **WILLIE HAMILTON**
RB, Arizona, 5-11, 182.
16. **PETE CLARK**
TE, Colorado State, 6-4, 234.
17. **JIM TESTERMAN**
TE, Dayton, 6-5, 225.

1976

(Drafted 27th)

1. **AARON KYLE**
DB, Wyoming, 5-11, 183.
2. (A) **JIM JENSEN**
RB, Iowa, 6-4, 226 — Choice
from N.Y. Glants for CRAIG
MORTON.
2. (B) **JIM EIDSON**
G, Mississippi St., 6-4, 253.
3. (A) **DUKE FERGERSON**
WR, San Diego St., 6-1, 186 —
Choice from San Francisco for
BOB HAYS.

3. (B) JOHN SMITH
RB, Boise State, 6-0, 191 —
Choice from Denver for OTTO
STONE
3. (C) BUTCH JOHNSON
WR, UC-Riverside, 6-1, 175.
4. TOM RAFFERTY
G, Penn State, 6-3, 248.
5. WALLY PESUIT
T, Kentucky, 6-4, 260.
6. GREG McGUIRE
T, Indiana, 6-3, 265.
7. (A) GREG SCHAUM
DT, Michigan State, 6-4, 246 —
Choice from San Diego for KEN
HUTCHERSON.
7. (B) DAVID WILLIAMS
RB, Colorado, 6-2, 210.
8. HENRY LAWS
DB, South Carolina, 5-10, 171.
9. BEASLEY REECE
DB, North Texas, 6-1, 193.
10. LEROY COOK
DE, Alabama, 6-4, 212.
11. CORNELIUS GREEN
QB, Ohio, 5-11, 170.
12. CHARLES McSHANE
LB, Cal Lutheran, 6-2, 211.
13. MARK DRISCOLL
QB, Colorado St., 6-1, 384.
14. LARRY MUSHINSKI
TE, Nebraska, 6-3, 217.
15. DALE CURRY
LB, UCLA, 6-2, 222.
16. RICH COSTANZO
T, Nebraska, 6-4, 260.
17. STAN WOODFILL
K, Oregon, 6-0, 190.

1977

(Drafted Alternately 24th, 25th and 26th)

1. TONY DORSETT
RB, Pittsburgh, 5-11, 192 —
Choice from Seattle for Cow
boys' first-round choice and
three second-round choices.
2. GLENN CARANO
QB, Nevada-Las Vegas, 6-3, 195
— Choice from Seattle for DUKE
FERGUSON.
3. (A) TONY HILL
WR, Stanford, 6-2, 196 — Choice
from Philadelphia for JOHN
NILAND.
3. (B) VAL BELCHER
G, Houston, 6-3, 250.
4. GUY BROWN
LB, Houston, 6-4, 215.
5. ANDY FREDERICK
OL, New Mexico, 6-6, 241.
6. JIM COOPER
T, Temple, 6-5, 252.
7. DAVID STALLS
DT, Northern Colorado, 6-4, 236
8. (A) AL CLEVELAND
DL, Pacific, 6-4, 246 — Choice
from San Diego for MITCH
HOOPES.
8. (B) FRED WILLIAMS
RB, Arizona State, 5-10, 189.
9. MARK CANTRELL
C, North Carolina, 6-3, 252.
10. STEVE DeBERG
QB, San Jose State, 6-2, 205.
11. DON WARLOW
TE, Washington, 6-6, 230.
12. GREG PETERS
OL, California, 6-5, 257.

1978

(Drafted 28th)

1. LARRY BETHEA
DL, Michigan State, 6-5, 258.
2. TODD CHRISTENSEN
RB-TE, Brigham Young, 6-3, 224.
3. DAVID HUOGENS
OL, Oklahoma, 6-5, 245.
4. ALOIS BLACKWELL
RB, Houston, 5-11, 194.

5. RICH ROSEN
G, Syracuse, 6-3, 242.
6. HAROLD RANDOLPH
LB, East Carolina, 6-1, 191.
7. TOM RANDALL
DT, Iowa State, 6-5, 248.
8. HOMER BUTLER
WR, UCLA, 6-1, 184.
9. RUSS WILLIAMS
DB, Tennessee, 6-1, 197.
10. BARRY TOMASETTI
OL, Iowa, 6-3, 249.
11. DENNIS THURMAN
S, Southern Cal, 5-11, 172.
12. LEE WASHBURN
OL, Montana State, 6-6, 253.

1979

(Drafted 27th)

1. ROBERT SHAW
C, Tennessee, 6-4, 252.
2. AARON MITCHELL
CB, Nevada-Las Vegas, 6-1, 196.
3. DOUG COSBIE
TE, Santa Clara, 6-6, 230.
Swapped choices with Seattle in
BILL GREGORY trade.
4. RALPH DELDACH
DE, California, 6-5, 254.
5. (A) BOB HUKILL
OL, North Carolina, 6-5, 250.
Choice from Chicago for GOLDEN
RICHARDS
- (B) CURTIS ANDERSON
DE, Central State (O), 6-6, 240.
Choice from Seattle for ETREN
HERRERA.
- (C) RON SPRINGS
RB, Ohio State, 6-0, 197.
6. (A) TIM LAVENDER
CB, So. California, 6-3, 187.
Choice from Seattle for BILL
GREGORY.
- (B) MIKE SALZANO
OL, North Carolina, 6-3, 242.
Choice from Denver for JIM
JENSEN
- (C) CHRIS DeFRANCE
WR, Arizona St., 6-1, 205.
7. GREG FITZPATRICK
LB, Youngstown, 6-2, 227.
8. BRUCE THORNTON
DT, Illinois, 6-5, 266.
9. GARRY COBB
LB, So. California, 6-2, 209.
10. MIKE CALHOUN
DT, Notre Dame, 6-4, 228.
11. NO CHOICE
Choice to Detroit for SKIP
BUTLER.
12. QUENTIN LOWRY
LB, Youngstown, 6-2, 225.

1980

(Drafted Alternately, 23rd, 24th and 25th)

1. NO CHOICE
Choice given along with second
round choice to Baltimore for
JOHN BUTTON.
2. NO CHOICE
Choice given along with first
round choice to Baltimore for
JOHN BUTTON.
3. (A) BILL ROE
LB, Colorado, 6-3, 220. Choice
from Chicago for GOLDEN
RICHARDS.
- (B) JAMES JONES
RB, Mississippi State, 5-10, 200.
4. KURT PETERSEN
DL, Missouri, 6-5, 255.
5. GARY HOGEBOOM
OL, Central Michigan, 6-4, 195.
6. TIMMY NEWSOME
RB, Winston-Salem St., 6-1, 228.
7. LESTER BROWN
RB, Clemson, 5-11, 176.
8. LARRY SAVAGE
LB, Michigan State, 6-3, 225.

9. JACKIE FLOWERS
WR, Florida State, 6-0, 194.
10. MATTHEW TEAGUE
DE, Prairie View A & M, 6-4, 238.
11. GARY PADEN
LB, Arizona State, 6-1, 238.
12. HORM WELLS
DT, Northwestern, 6-5, 249.

1981

(Drafted Alternately, 25th and 26th)

1. HOWARD RICHARDS
T, Missouri, 6-5, 255.
2. DOUG DONLEY
WR, Ohio St., 6-0, 180.
3. GLEN TITENSOR
OL, Brigham Young, 6-4, 250.
4. (A) SCOTT PELLUER
LB, Wash. St., 6-1, 213 — (Choice
from San Francisco for THOMAS
HENDERSOHN)
- (B) DERRIE NELSON
LB, Nebraska, 6-2, 217.
5. DANNY SPRADLIN
LB, Tennessee, 6-1, 229.
6. VINCE SKILLINGS
DB, Ohio St., 5-11, 176.
7. (A) RON FELLOWS
QB, Missouri, 5-11, 165. —
(Choice from Tampa Bay for
DAVE STALLS)
- (B) KEN MILLER
DB, East Michigan, 5-11, 180.
8. PAUL PIUROWSKI
LB, Florida St., 6-2, 219.
9. MIKE WILSON
WR, Wash. St., 6-3, 202.
10. PAT GRAHAM
DT, California, 6-3, 257.
11. TIM MORRISON
C, Georgia, 6-3, 258.
12. NATE LUNDY
WR, Indiana, 6-0, 169.

1982

(Drafted 26th)

1. ROD HILL
CB, Kentucky State, 6-0, 185.
2. JEFF ROHRER
LB, Yale, 6-3, 224.
3. JIM ELIOPULOS
LB, Wyoming, 6-3, 229.
4. (A) BRIAN CARPENTER
CB, Michigan, 5-10, 166. (Choice
from Tampa Bay for DAVE
STALLS)
- (B) MONTY HUNTER
S, Salem College, 6-0, 201.
5. PHIL PODZDRA
T, Notre Dame, 6-9, 260.
6. (A) KEN HAMMOND
G, Vanderbilt, 6-4, 270. (Choice
from Cleveland for BRUCE
HUTHER)
- (B) CHARLES DAUM
OL, Cal Poly-SLO, 6-6, 241.
7. BILL PURIFOY
OL, Tulsa, 6-7, 249.
8. (A) GEORGE PEOPLES
RB, Auburn, 6-0, 211. (Choice
from Denver through Buffalo for
WADE HANNINGW)
- (B) DWIGHT SULLIVAN
RB, North Carolina State, 6-0,
205.
9. JOE GARY
OL, UCLA, 6-5, 273.
10. TODD ECKERSON
T, North Carolina State, 6-4, 263.
11. (A) GEORGE THOMPSON
WR, Albany State (Ga.), 6-3, 209
(Choice from Tampa Bay for
AARON MITCHELL)
- (B) MICHAEL WHITING
RB, Florida State, 6-1, 210.
12. RICH BURTNESS
G, Montana, 6-4, 257.

Cowboys Honors

PRO BOWL

- 1960 — Jim Doran, WR (1st appearance).
- 1961 — Dick Bielski, TE (1); Don Perkins, RB (1).
- 1962 — Don Bishop, CB (1); Eddie LeBaron, QB (1); Bob Lilly, DE (1); Don Perkins, RB (2); Jerry Tubbs, LB (1).
- 1963 — Sam Baker, K (1); Lee Folkins, TE (1); Don Perkins, RB (3).
- 1964 — Bob Lilly, DT (2); Mel Renfro, S (1).
- 1965 — Cornell Green, CB (1); Mel Renfro, S (2); Chuck Howley, LB (1); George Andrie, DE (1); Bob Lilly, DT (3); Bob Hayes, WR (1).
- 1966 — George Andrie, DE (2); Cornell Green, CB (2); Bob Hayes, WR (2); Chuck Howley, LB (2); Bob Lilly, DT (4); Dave Manders, C (1); Don Meredith, QB (1); Don Perkins, RB (4); Mel Renfro, S (3).
- 1967 — George Andrie, DE (3); Cornell Green, CB (3); Bob Hayes, WR (3); Chuck Howley, LB (3); Lee Roy Jordan, LB (1); Bob Lilly, DT (5); Ralph Neely, T (1); Don Perkins, RB (5); Mel Renfro, S (4).
- 1968 — George Andrie, DE (4); Chuck Howley, LB (4); Lee Roy Jordan, LB (2); Bob Lilly, DT (6); Don Meredith, QB (2); John Niland, G (1); Don Perkins, RB (6); Mel Renfro, S (5).
- 1969 — George Andrie, DE (5); Calvin Hill, RB (1); Chuck Howley, LB (5); Lee Roy Jordan, LB (3); Bob Lilly, DT (7); Ralph Neely, T (2); John Niland, G (2); Mel Renfro, S (6).
- 1970 — Bob Lilly, DT (8); John Niland, G (3); Mel Renfro, CB (7).
- 1971 — Bob Lilly, DT (9); John Niland, G (4); Mel Renfro, CB (8); Cornell Green, S (4); Rayfield Wright, T (1); Roger Staubach, QB (1); Ron Widby, P (1); Chuck Howley, LB (6); Duane Thomas (1, injured).
- 1972 — Bob Lilly, DT (10, injured); Mel Renfro, CB (9); Cornell Green, S (5); John Niland, G (5); Calvin Hill, RB (2); Rayfield Wright, T (2); Walt Garrison (1).
- 1973 — Mel Renfro, CB (10); John Niland, G (6); Rayfield Wright, T (3); Bob Lilly, DT (11, injured); Lee Roy Jordan, LB (4, injured); Calvin Hill, RB (3, injured).
- 1974 — Lee Roy Jordan, LB (5); Rayfield Wright, T (4); Calvin Hill, RB (4); Cliff Harris, S (1); Blaine Nye, G (1); Drew Pearson, WR (1).
- 1975 — Cliff Harris, S (2); Rayfield Wright, T (5).
- 1976 — Billy Joe DuPree, TE (1); Cliff Harris, S (3); Harvey Martin, DE (1); Blaine Nye, G (2); Drew Pearson, WR (2); Roger Staubach, QB (2); Charlie Waters, S (1); Rayfield Wright, T (6).
- 1977 — Billy Joe DuPree, TE (2); Cliff Harris, S (4); Efen Herrera, K (1); Harvey Martin, DE (2); Drew Pearson, WR (3); Roger Staubach, QB (3, injured); Charlie Waters, S (2); Randy White, DT (1).
- 1978 — Tony Dorsett, RB (1); Billy Joe DuPree, TE (3); Cliff Harris, S (5); Thomas Henderson, LB (1); Tony Hill, WR (1); Harvey Martin, DE (3, injured); Roger Staubach, QB (4); Charlie Waters, S (3); Randy White, DT (2, injured).
- 1979 — Bob Breunig, LB (1); Pat Donovan, T (1); Cliff Harris, S (6); Tony Hill, WR (2); Harvey Martin, DE (4); Herbert Scott, G (1); Roger Staubach, QB (5); Randy White, DT (3).
- 1980 — Bob Breunig, LB (2); Pat Donovan, T (2); Herbert Scott, G (2); Randy White, DT (4).
- 1981 — Tony Dorsett, RB (2); Pat Donovan, T (3); Ed Jones, DE (1); Herbert Scott, G (3); Rafael Septien, K (1); Everson Walls, CB (1); Randy White, DT (5).

ALL-PRO

- 1962—Don Perkins, RB (1), (AP, NEA); Jerry Tubbs, LB (1), (Sporting News).
- 1963—Chuck Howley, LB (1), (Sporting News).
- 1964—Frank Clarke, TE-WR (1), (AP); Bob Lilly, DT (1), (AP, UPI, NEA); Jim Ridlon, DB (1), (Sporting News).
- 1965—Bob Lilly, DT (2), (AP, UPI, NEA, Sporting News); Mel Renfro, S (1), (NEA, Sporting News); Bob Hayes, WR (1), (Sporting News).

- 1966—Bob Hayes, WR (2), (AP, UPI, NEA, Sporting News); Bob Lilly, DT (3), (AP, UPI, NEA, Sporting News); Chuck Howley, LB (2), (AP, UPI, NEA); Cornell Green, CB (1), (AP, NEA, Sporting News); Dan Reeves, RB (1), (Sporting News); Ralph Neely, T (1), (Sporting News); Lee Roy Jordan, LB (1), (Sporting News).
- 1967—George Andrie, DE (1), (Sporting News); Cornell Green, CB (2), (NEA, UPI, AP, Sporting News); Bob Hayes, WR (3), (Sporting News); Chuck Howley, LB (3), (AP, Sporting News); Bob Lilly, DT (4), (NEA, UPI, AP, Sporting News); Ralph Neely, T (2), (UPI, AP, Sporting News); Mel Renfro, S (2), (Sporting News).
- 1968—Cornell Green, CB (3), (NEA); Bob Hayes, WR (4), (AP); Chuck Howley, LB (4), (AP, NEA); Bob Lilly, DT (5), (AP, UPI, NEA); Ralph Neely, T (3), (AP, UPI, NEA).
- 1969—Cornell Green, CB (4), (UPI); Calvin Hill, RB (1), (AP, UPI); Chuck Howley, LB (5), (AP, UPI, NEA); Bob Lilly, DT (6), (AP, NEA); Ralph Neely, T (4), (AP, UPI, NEA); John Niland, G (1), (AP); Mel Renfro, S (3), (NEA).
- 1970—Chuck Howley, LB (6), (PFWA, AP).
- 1971—Bob Lilly, DT (7), (AP, PFWA, NEA); Mel Renfro, CB (4), (NEA); John Niland, G (2), (AP, PFWA); Rayfield Wright, T (1), (AP, PFWA).
- 1972—Rayfield Wright, T (2), (PFWA, AP, UPI, NEA); John Niland, G (3), (AP); Blaine Nye, G (1), (NEA).
- 1973—Mel Renfro, CB (5), (NEA, PFWA); Rayfield Wright, T (3), (AP, PFWA); Lee Roy Jordan, LB (2), (NEA, PFWA); Calvin Hill, RB (2), (PFWA).
- 1974—Drew Pearson, WR (1), (AP, PFWA).
- 1975—Cliff Harris, S (1), (NEA); Rayfield Wright, T (4), (NEA).
- 1976—Cliff Harris, S (2), (AP, NEA, PFWA); Drew Pearson, WR (2), (AP, PFWA).
- 1977—Cliff Harris, S (3); (AP, NEA, PFWA); Efren Herrera, K (1), (AP, NEA, PFWA); Harvey Martin, DE (1), (AP, NEA, PFWA); Drew Pearson, WR (3), (AP, NEA, PFWA); Charlie Waters, S (1), (PFWA).
- 1978—Cliff Harris, S (4), (AP, PFWA); Charlie Waters, S (2), (NEA, PFWA); Randy White, DT (1), (AP, NEA, PFWA).
- 1979—Randy White, DT (2), (AP, NEA, PFWA).
- 1980—Herbert Scott, G (1), (AP, NEA); Randy White, DT (3), (NEA, PFWA).
- 1981—Tony Dorsett, RB (1), (AP, NEA, PFWA); Ed Jones, DT (1), (NEA); Herbert Scott, G (2), (AP); Rafael Septien, K (1), (AP, PFWA); Randy White, DT (4), (AP, NEA, PFWA).

Cowboys All-Time College Roster

Abilene Christian 1; Alabama 2; Amherst 1; Arizona 3; Arizona State 2; Auburn 2; Austin College 1; Austin Peay 1; Baylor 6; Bishop 1; Boise State 1; Boston College 2; Boston U. 1; Brigham Young 1; California 1; California Poly 1; Cal-Riverside 1; Central Michigan 1; Central Okla. State 1; Chattanooga 1; City College of Los Angeles 1; Clemson 4; Colorado 3; Colorado State 1; Dayton 1; Duke 1; East Carolina 1; East Texas State 1; Eastern Illinois 1; Elizabeth City State 1; Florida 2; Florida A&M 1; Florida State 2; Fort Valley State 1.

Georgia Tech 4; Grambling 1; Hawaii 2; Heidelberg 1; Henderson J.C. 1; Houston 5; Howard 1; Humboldt State 1; Illinois 3; Indiana 1; Iowa 3; Iowa State 3; Jackson State 2; Johnson C. Smith 1; Kansas 1; Kansas State 1; Kentucky 1; Kutztown State 1; Lamar Tech 1; Langston, Okla. 1; Livingston State 1; Long Beach State 3; Louisiana State 2; Marquette 2; Maryland 4; Michigan 2; Michigan State 8; Minnesota 1; Mississippi 2; Mississippi State 3; Mississippi Valley 1; Missouri 3; Montana State 1; Morgan State 1; Naval Academy 1; Nebraska 2; Nevada-Las Vegas 2; Nevada-Reno 1; New Hampshire 1; New Mexico 3; New Mexico State 1.

North Alabama 1; North Carolina A&T 2; North Carolina State 2; North Texas State 2; Northern Arizona 1; Northern Colorado 1; Northern Iowa 1; Northwest Louisiana 1; Northwestern 3; Notre Dame 1; Ohio State 4; Oklahoma 7; Oklahoma State 1; Oregon 6; Oregon State 2; Ouachita Baptist 1; Pacific, Calif. 5; Pacific, Ore. 1; Pennsylvania 1; Penn State 2; Pittsburgh 2; Prairie View 1; Purdue 1; Redlands 1; Rice 7; San Jose State 2; Santa Clara 1; Seattle 1; South Carolina 2; South Carolina St. 2; Southern California 3; Southern Illinois 1; Southern Methodist 10; Southern Mississippi 2; Southern U. 2.

Southwestern Louisiana 2; Stanford 6; Syracuse 2; Temple 1; Tennessee 8; Tennessee State 2; Texas 3; Texas A&M 3; Texas Christian 2; Texas-El Paso 1; Texas Tech 2; Trinity, Tex. 1; Tulsa 5; UCLA 5; Utah 4; Utah State 3; Vanderbilt 2; Villanova 1; Virginia 2; Virginia Union 1; Wake Forest 1; Washington 5; Weber State 1; West Texas State 1; West Virginia 1; Western Illinois 1; Winston-Salem 1; Wisconsin 1; Wyoming 3; Yale 1.

How The Cowboys Were Built

There were 47 players active with the Cowboys in 1981. Here's a look at how they came to Dallas:

FROM THE DRAFT:

1968—D. D. Lewis (6th, Mississippi State).

1970—Charlie Waters (3rd, Clemson).

1972—Robert Newhouse (2nd, Houston).

1973—Billy Joe DuPree (1st, Michigan State); Harvey Martin (3rd, East Texas State).

1974—Ed Jones (1st, Tennessee State); Danny White (3rd, Arizona State).

1975—Randy White (1st, Maryland); Bob Breunig (3rd, Arizona State); Pat Donovan (4th, Stanford); Mike Hegman (7th, Tennessee State); Herbert Scott (13th, Virginia Union).

1976—Butch Johnson (3rd, Cal-Riverside); Tom Rafferty (4th, Penn State).

1977—Tony Dorsett (1st, Pittsburgh); Glenn Carano (2nd, Nevada-Las Vegas); Tony Hill (3rd, Stanford); Guy Brown (4th, Houston); Andy Frederick (5th, New Mexico); Jim Cooper (6th, Temple).

1978—Larry Bethea (1st, Michigan State); Dennis Thurman (11th, Southern California).

1979—Robert Shaw (1st, Tennessee); Doug Cosbie (3rd, Santa Clara); Ron Springs (5th, Ohio State); Bruce Thornton (8th, Illinois).

1980—James Jones (3rd, Mississippi State); Kurt Petersen (4th, Missouri); Gary Hogeboom (5th, Central Michigan); Timmy Newsome (6th, Winston-Salem).

1981—Howard Richards (1st, Missouri); Doug Donley (2nd, Ohio State); Glen Titensor (3rd, Brigham Young); Danny Spradlin (5th, Tennessee); Ron Fellows (7th, Missouri).

SIGNED AS FREE AGENTS:

1972—Benny Barnes (Stanford).

1973—Drew Pearson (Tulsa).

1976—Jay Saldi (South Carolina).

1978—Rafael Septien (SW Louisiana, after pre-season release by Los Angeles Rams).

1979—Steve Wilson (Howard).

1980—Anthony Dickerson (Southern Methodist); Don Smerek (Nevada-Reno).

1981—Michael Downs (Rice); Angelo King (South Carolina State); Everson Walls (Grambling); Steve Wright (Northern Iowa).

OBTAINED IN TRADES:

1979—John Dutton (Nebraska, from Baltimore for Cowboys' 1st and 2nd round draft choices in 1980).



THE OPPONENTS

A black and white action photograph of Tony Dorsett, a running back for the Dallas Cowboys, in the middle of a play. He is wearing a light-colored jersey with the number 33 and dark pants with a light-colored stripe down the side. He is carrying the football in his right arm and is being tackled by several opponents in darker jerseys. One opponent in the foreground has the number 59 on his jersey. The background is a blurred crowd of spectators.

TONY DORSETT

Atlanta Falcons

(Dallas Leads Series, 7-1)

Year	Site	Winner-Score	Att.
1966	Atlanta	Dallas, 47-14	56,990
1967	Dallas	Dallas, 37-7	54,751
1969	Atlanta	Dallas, 24-17	54,833
1970	Dallas	Dallas, 13-0	53,611
1974	Atlanta	Dallas, 24-0	52,322
1976	Atlanta	Atlanta, 17-10	54,972
1978†	Dallas	Dallas, 27-20	60,338
1981†	Atlanta	Dallas, 30-27	60,022

†NFC Divisional Playoffs

Cincinnati Bengals

(Dallas Leads Series, 2-0)

Year	Site	Winner-Score	Att.
1973	Dallas	Dallas, 38-10	58,802
1979	Dallas	Dallas, 38-13	63,179

1982 Oct. 24 at Cincinnati

Baltimore Colts

(Dallas Leads Series, 5-3)

Year	Site	Winner-Score	Att.
1960	Dallas	Balt., 45-7	25,500
1967	Balt.	Balt., 23-17	60,238
1969	Dallas	Dallas, 27-10	63,191
1970†	Miami	Balt., 16-13	80,055
1972	Balt.	Dallas, 21-0	58,992
1976	Dallas	Dallas, 30-27	64,237
1978	Dallas	Dallas, 38-0	64,224
1981	Balt.	Dallas, 37-13	54,871

†Super Bowl Jan. 17, 1971

Buffalo Bills

(Dallas Leads Series, 3-0)

Year	Site	Winner-Score	Att.
1971	Buffalo	Dallas, 49-37	46,206
1976	Dallas	Dallas, 17-10	51,779
1981	Dallas	Dallas, 27-14	62,583

Chicago Bears

(Dallas Leads Series, 7-3)

Year	Site	Winner-Score	Att.
1960	Chicago	Chicago, 17-7	39,951
1962	Dallas	Chicago, 34-33	12,692
1964	Chicago	Dallas, 24-10	47,527
1968	Chicago	Dallas, 34-3	46,667
1971	Chicago	Chicago, 23-19	55,049
1973	Chicago	Dallas, 20-17	55,701
1976	Dallas	Dallas, 31-21	61,346
1977*	Dallas	Dallas, 37-7	62,920
1979	Dallas	Dallas, 24-20	64,056
1981	Dallas	Dallas, 10-9	63,499

*NFC Divisional Playoffs

CINCINNATI BENGALS

'81 Results (12-4)

27	Seattle	21
31	@ N.Y. Jets	30
17	Cleveland	20
27	Buffalo (OT)	24
10	@ Houston	17
41	@ Baltimore	19
34	Pittsburgh	7
7	@ N. Orleans	17
34	Houston	21
40	@ San Diego	17
24	Los Angeles	10
38	Denver	21
41	@ Cleveland	21
3	San Francisco	21
17	@ Pittsburgh	10
30	@ Atlanta	28
421		304

'82 Schedule

Sept. 12	—Houston
Sept. 19	—@ Pitts.
Sept. 27	—@ Cleve.
Oct. 3	—Miami
Oct. 10	—@ N. Eng.
Oct. 17	—@ N.Y. G.
Oct. 24	—DALLAS
Oct. 31	—Pitts.
Nov. 7	—Wash.
Nov. 14	—@ Houston
Nov. 21	—@ Phila.
Nov. 28	—Oakland
Dec. 5	—@ Balt.
Dec. 12	—@ Cleveland
Dec. 20	—@ S. D.
Dec. 26	—Seattle

Cleveland Browns

(Cleveland Leads Series, 15-7)

Year	Site	Winner-Score	Att.
1960	Dallas	Cleve., 48-7	28,500
1961	Cleve.	Cleve., 25-7	43,638
1961	Dallas	Cleve., 38-17	23,500
1962	Cleve.	Cleve., 19-10	44,040

Continued

CLEVELAND BROWNS

'81 Results (5-11)

14	San Diego	44
3	Houston	9
20	@ Cincinnati	17
28	Atlanta	17
16	@ L. Angeles	27
7	@ Pittsburgh	13
20	New Orleans	17
42	Baltimore	28
13	@ Buffalo	22
20	@ Den. (OT)	23
15	@ San Fran.	12
10	Pittsburgh	32
21	Cincinnati	41
13	@ Houston	17
13	New York Jets	14
21	@ Seattle	42
276		375

'82 Schedule

Sept. 12	—@ Seattle
Sept. 19	—Phila.
Sept. 27	—Cincinnati
Oct. 3	—@ Wash.
Oct. 10	—@ Oakland
Oct. 17	—Baltimore
Oct. 24	—@ Pitts.
Oct. 31	—Houston
Nov. 7	—N.Y. Giants
Nov. 14	—@ Miami
Nov. 21	—N. England
Nov. 25	—@ DAL.
Dec. 5	—San Diego
Dec. 12	—@ Cinci.
Dec. 19	—Pittsburgh
Dec. 26	—@ Houston

Cleveland Browns Cont.

1962	Dallas	Dallas, 45-21	24,226
1963	Dallas	Cleve., 41-24	28,710
1963	Cleve.	Cleve., 27-17	55,096
1964	Cleve.	Cleve., 27-6	72,062
1964	Dallas	Cleve., 20-16	37,456
1965	Cleve.	Cleve., 23-17	80,451
1965	Dallas	Cleve., 24-17	76,251
1966	Cleve.	Cleve., 30-21	84,721
1966	Dallas	Dallas, 26-14	80,259
1967	Cleve.	Dallas, 21-14	81,039
1967*	Dallas	Dallas, 52-14	70,786
1968	Dallas	Dallas, 28-7	68,733
1968*	Cleve.	Cleve., 31-20	81,497
1969	Cleve.	Cleve., 42-10	84,850
1969*	Dallas	Cleve., 38-14	69,321
1970	Cleve.	Dallas, 6-2	75,458
1974	Dallas	Dallas, 41-17	48,754
1979	Cleve.	Cleve., 26-7	80,123

1982 Nov. 25 at Dallas

*Eastern Conference Championship Game

Denver Broncos

(Dallas Leads Series, 3-1)

Year	Site	Winner-Score	Att.
1973	Denver	Dallas, 22-10	51,706
1977	Dallas	Dallas, 14-6	63,752
1978*	N. Orleans	Dallas, 27-10	76,400
1980	Denver	Denver, 41-20	74,919

*Super Bowl XII, Jan. 15, 1978

Detroit Lions

(Dallas Leads Series, 6-2)

Year	Site	Winner-Score	Att.
1960	Detroit	Detroit, 23-14	43,272
1963	Dallas	Dallas, 17-14	27,264
1968	Dallas	Dallas, 59-13	61,382
1970*	Dallas	Dallas, 5-0	73,167
1972	Dallas	Dallas, 28-24	65,378
1975	Detroit	Dallas, 36-10	79,784
1977	Dallas	Dallas, 37-0	63,160
1981	Detroit	Detroit, 27-24	79,694


*Divisional Playoff Game

Green Bay Packers

(Green Bay Leads Series, 8-3)

Year	Site	Winner-Score	Att.
1960	Green Bay	Gr. Bay, 41-7	32,294

Continued



Green Bay Packers Cont.

1964	Dallas	Gr. Bay, 45-21	44,975
1965	Milw.	Gr. Bay, 13-3	48,311
1966*	Dallas	Gr. Bay, 34-27	75,504
1967*	Green Bay	Gr. Bay, 21-17	50,861
1968	Dallas	Gr. Bay, 28-17	74,604
1970	Dallas	Dallas, 16-3	67,182
1972	Milw.	Gr. Bay, 16-14	47,103
1975	Dallas	Gr. Bay, 19-17	64,934
1978	Milw.	Dallas, 42-14	55,256
1980	Milw.	Dallas, 28-7	54,776

*NFL Championship Game

Houston Oilers

(Dallas Leads Series, 2-1)

Year	Site	Winner-Score	Att.
1970	Dallas	Dallas, 52-10	50,504
1974	Houston	Dallas, 10-0	49,775
1979	Dallas	Houston, 30-24	63,897

1982 Dec. 13 at Houston

HOUSTON OILERS

'81 Results (7-9)		'82 Schedule	
27	@ L. Angeles	20	Sept. 12—@ Cinci.
9	@ Cleveland	3	Sept. 19—Seattle
10	Miami	16	Sept. 26—Buffalo
17	@ N.Y. Jets	33	Oct. 3—@ N.Y. Jets
17	Cincinnati	10	Oct. 10—@ K. City
35	Seattle	17	Oct. 17—Denver
10	@ N. England	38	Oct. 24—Wash.
13	@ Pittsburgh	26	Oct. 31—@ Cleve.
21	@ Cincinnati	34	Nov. 7—@ Pitts.
17	Oakland	16	Nov. 14—Cincinnati
10	@ Kan. City	23	Nov. 21—Pittsburgh
24	New Orleans	27	Nov. 28—@ N. Eng.
27	Atlanta	31	Dec. 5—@ N.Y. G.
17	Cleveland	13	Dec. 13—DALLAS
6	@ San Fran.	28	Dec. 19—@ Phila.
21	Pittsburgh	20	Dec. 26—Cleveland
281		355	

Kansas City Chiefs

(Series Tied, 1-1)

Year	Site	Winner-Score	Att.
1970	Kan. City	Dallas, 27-16	51,158
1975	Dallas	Kan. City, 34-31	63,539

Los Angeles Rams

(Dallas Leads Series, 9-8)

Year	Site	Winner-Score	Att.
1960	Dallas	L.A., 38-13	16,000
1962	L.A.	Dallas, 27-17	26,907
1967	Dallas	L.A., 35-13	75,229
1969	L.A.	L.A., 24-23	79,105
1971	Dallas	Dallas, 28-21	66,595
1973	L.A.	L.A., 37-31	81,428
1973†	Dallas	Dallas, 27-16	64,291
1975	Dallas	Dallas, 18-7	49,091
1975‡	L.A.	Dallas, 37-7	84,483
1976†	Dallas	L.A., 14-12	62,436
1978	L.A.	L.A., 27-14	65,749
1978‡	L.A.	Dallas, 28-0	67,470
1979	Dallas	Dallas, 30-6	64,462
1979†	Dallas	L.A., 21-19	64,792
1980	L.A.	L.A., 38-14	62,548
1980§	Dallas	Dallas, 34-13	64,533
1981	Dallas	Dallas, 29-17	64,649

§Wild Card Game

†Divisional Playoff Game

‡NFC Championship Game

Minnesota Vikings

(Dallas Leads Series, 9-4)

Year	Site	Winner-Score	Att.
1961	Dallas	Dallas, 21-7	20,500
1961	Minn.	Dallas, 28-0	33,070
1966	Dallas	Dallas, 28-17	64,116
1968	Dallas	Dallas, 20-7	47,644
1970	Minn.	Minn., 54-13	47,900
1971*	Minn.	Dallas, 20-12	49,100
1973†	Dallas	Minn., 27-10	64,524
1974	Dallas	Minn., 23-21	57,847
1975*	Minn.	Dallas, 17-14	48,341
1977	Minn.	Dallas, 16-10(OT)	47,678
1977†	Dallas	Dallas, 23-6	61,968
1978	Dallas	Minn., 21-10	61,848
1979	Minn.	Dallas, 36-20	47,572

1982 Sept. 26 at Minnesota

*Divisional Playoff Game

†NFC Championship Game

MINNESOTA VIKINGS

'81 Results (7-9)		'82 Schedule	
13	@ Tampa Bay 21	Sept. 12	T. Bay
10	Oakland 36	Sept. 16	@ Buffalo
26	Detroit 24	Sept. 26	DALLAS
30	@ Green Bay 13	Oct. 3	@ Chicago
24	Chicago 21	Oct. 10	@ T. Bay
33	@ San Diego 31	Oct. 17	N. Orleans
35	Philadelphia 23	Oct. 24	G. Bay
17	@ St. Louis 30	Nov. 1	Detroit
17	@ Denver 19	Nov. 7	@ S. Fran.
25	Tampa Bay 10	Nov. 14	@ Wash.
20	New Orleans 10	Nov. 21	G.B. (M.)
30	@ Atlanta 31	Nov. 28	Chicago
23	Green Bay 35	Dec. 5	@ Miami
9	@ Chicago 10	Dec. 12	Baltimore
7	@ Detroit 45	Dec. 19	@ Detroit
6	Kansas City 10	Dec. 26	N.Y. Jets
325		369	

Miami Dolphins

(Series Tied, 2-2)

Year	Site	Winner-Score	Att.
1971*	N. Orleans	Dallas, 24-3	81,035
1973	Dallas	Miami, 14-7	64,100
1978	Miami	Miami, 23-16	69,414
1981	Dallas	Dallas, 28-27	64,221

*Super Bowl VI, Jan. 16, 1972

New England Patriots

(Dallas Leads Series, 4-0)

Year	Site	Winner-Score	Att.
1971	Dallas	Dallas, 44-21	65,708
1975	N. Eng.	Dallas, 34-31	60,905
1978	Dallas	Dallas, 17-10	63,263
1981	N. Eng.	Dallas, 35-21	60,311

New Orleans Saints

(Dallas Leads Series, 8-1)

Year	Site	Winner-Score	Att.
1967	Dallas	Dallas, 14-10	52,562
1967	N. O.	Dallas, 27-10	83,437
1968	N. O.	Dallas, 17-3	84,728
1969	N. O.	Dallas, 21-17	79,567
1969	Dallas	Dallas, 33-17	68,282
1971	N. O.	N. O., 24-14	83,088
1973	Dallas	Dallas, 40-3	53,972
1976	N. O.	Dallas, 24-6	61,413
1978	Dallas	Dallas, 27-7	57,920

1982 Dec. 19 at Dallas

NEW ORLEANS SAINTS

'81 Results (4-12)		'82 Schedule	
0	@ Atlanta	27	Sept. 12—St. Louis
23	Los Angeles	17	Sept. 19—@ Chicago
7	@ N.Y. Gts.	20	Sept. 26—Denver
14	@ San Fran.	21	Oct. 3—@ Oakland
6	Pittsburgh	20	Oct. 10—San. Fran.
14	Philadelphia	31	Oct. 17—@ Minn.
17	@ Cleveland	20	Oct. 24—@ L. Ang.
17	Cincinnati	7	Oct. 31—Atlanta
10	Atlanta	41	Nov. 7—Los Angeles
21	@ L. Angeles	13	Nov. 14—@ S. Diego
10	@ Minnesota	20	Nov. 21—Kan. City.
27	@ Houston	24	Nov. 28—@ S. Fran.
14	Tampa Bay	31	Dec. 5—Tampa Bay
3	@ St. Louis	30	Dec. 12—@ Atlanta
7	Green Bay	35	Dec. 19—@ DAL.
17	San Francisco	21	Dec. 26—Wash.
207		378	

New York Giants

(Dallas Leads Series, 28-11-2)

Year	Site	Winner-Score	Att.
1960	New York	Tie, 31-31	55,033
1961	Dallas	New York, 31-10	41,500
1961	New York	Dallas, 17-16	60,254
1962	Dallas	New York, 41-10	45,668
1962	New York	New York, 41-31	62,694
1963	New York	New York, 37-21	62,889
1963	Dallas	New York, 34-27	29,635
1964	Dallas	Tie, 13-13	33,225
1964	New York	Dallas, 31-21	63,031
1965	Dallas	Dallas, 31-2	59,366
1965	New York	Dallas, 38-20	62,871
1966	Dallas	Dallas, 52-7	60,010
1966	New York	Dallas, 17-7	62,735

Continued

NEW YORK GIANTS

'81 Results (9-7)		'82 Schedule	
10	Philadelphia	24	Sept. 12—Atlanta
17	@ Washington	7	Sept. 20—G. Bay
20	New Orleans	7	Sept. 26—@ Pitts.
10	@ DALLAS	18	Oct. 3—@ DALLAS
14	Green Bay	27	Oct. 10—St. Louis
34	St. Louis	14	Oct. 17—Cincinnati
32	@ Seattle	0	Oct. 25—@ Phila.
27	@ Atl. (OT)	24	Oct. 31—DALLAS
7	N. Y. Jets	26	Nov. 7—@ Cleve.
24	@ Green Bay	26	Nov. 14—@ L. Ang.
27	Wash. (OT)	30	Nov. 21—Wash.
20	@ Phila.	10	Nov. 25—@ Detroit
10	@ San Fran.	17	Dec. 5—Houston
10	Los Angeles	7	Dec. 11—Phila.
20	@ St. Louis	10	Dec. 19—@ Wash.
13	DALLAS (OT)	10	Dec. 26—@ St. L.
295		257	

1967	Dallas	Dallas, 38-24	66,209
1968	Dallas	New York, 27-21	72,163
1968	New York	Dallas, 28-10	62,617
1969	Dallas	Dallas, 25-3	58,964
1970	Dallas	Dallas, 28-10	57,236
1970	New York	New York, 23-20	62,938
1971	Dallas	Dallas, 20-13	68,378
1971	New York	Dallas, 42-14	62,815
1972	New York	Dallas, 23-14	62,725
1972	Dallas	New York, 23-3	64,602
1973	Dallas	Dallas, 45-28	64,898
1973	N. Haven	Dallas, 23-10	70,128
1974	Dallas	New York, 14-6	46,353
1974	N. Haven	Dallas, 21-7	61,191
1975	New York	Dallas, 13-7	56,511
1975	Dallas	Dallas, 14-3	53,329
1976	New York	Dallas, 24-14	76,042
1976	Dallas	Dallas, 9-3	58,870
1977	Dallas	Dallas, 41-21	64,215
1977	New York	Dallas, 24-10	74,532
1978	New York	Dallas, 34-24	73,265
1978	Dallas	Dallas, 24-3	64,869
1979	New York	Dallas, 16-14	76,490
1979	Dallas	Dallas, 28-7	63,787
1980	Dallas	Dallas, 24-3	59,126
1980	New York	New York, 38-35	68,343
1981	Dallas	Dallas, 18-10	63,449
1981	New York	N.Y., 13-10 (OT)	73,009
1982	Oct. 3 at Dallas		
1982	Oct. 31 at New York		

New York Jets

(Dallas Leads Series, 3-0)

Year	Site	Winner-Score	Att.
1971	Dallas	Dallas, 52-10	66,689
1975	New York	Dallas, 31-21	37,279
1978	New York	Dallas, 30-7	52,532

Oakland Raiders

(Series Tied, 1-1)

Year	Site	Winner-Score	Att.
1974	Oakland	Oakland, 27-23	45,850
1980	Oakland	Dallas, 19-13	53,194

Philadelphia Eagles

(Dallas Leads Series, 29-15)

Year	Site	Winner-Score	Att.
1960	Dallas	Phil., 27-25	18,500
1961	Dallas	Phil., 43-7	25,000
1961	Phil.	Phil., 35-13	60,127
1962	Dallas	Dallas, 41-19	18,645
1962	Phil.	Phil., 28-14	58,070
1963	Phil.	Phil., 24-21	60,671
1963	Dallas	Dallas, 27-20	23,694
1964	Dallas	Phil., 17-14	55,972
1964	Phil.	Phil., 24-14	60,671
1965	Dallas	Phil., 35-24	56,249
1965	Phil.	Dallas, 21-19	54,714
1966	Dallas	Dallas, 56-7	69,372
1966	Phil.	Phil., 24-23	60,658
1967	Phil.	Phil., 21-14	60,740
1967	Dallas	Dallas, 38-17	55,834
1968	Phil.	Dallas, 45-13	60,858
1968	Dallas	Dallas, 34-14	72,083
1969	Phil.	Dallas, 38-7	60,658
1969	Dallas	Dallas, 49-14	71,509
1970	Phil.	Dallas, 17-7	59,728
1970	Dallas	Dallas, 21-17	55,736
1971	Phil.	Dallas, 42-7	65,358
1971	Dallas	Dallas, 20-7	60,178
1972	Dallas	Dallas, 28-6	55,850
1972	Phil.	Dallas, 28-7	65,720
1973	Phil.	Phil., 30-16	65,954
1973	Dallas	Dallas, 31-10	61,985
1974	Phil.	Phil., 13-10	64,088
1974	Dallas	Dallas, 31-24	43,586
1975	Phil.	Dallas, 20-17	64,889

Continued



PHILADELPHIA EAGLES

'81 Results (10-6)		'82 Schedule	
24	@ N.Y. Gts. 10	Sept. 12—Wash.	
13	New England 3	Sept. 19—@ Cleve.	
20	@ Buffalo 14	Sept. 26—L. Ang.	
36	Washington 13	Oct. 3—G.B. (M.)	
16	Atlanta 13	Oct. 11—@ Pitts.	
31	@ N. Orleans 14	Oct. 17—DALLAS	
23	@ Minnesota 35	Oct. 25—N.Y. Gts.	
20	Tampa Bay 10	Oct. 31—@ St. L.	
14	DALLAS 17	Nov. 7—Detroit	
52	@ St. Louis 10	Nov. 15—@ Atlanta	
38	Baltimore 13	Nov. 21—Cincinnati	
10	N.Y. Giants 20	Nov. 28—@ Wash.	
10	@ Miami 13	Dec. 5—St. Louis	
13	@ Wash. 15	Dec. 11—@ N.Y. G.	
10	@ DALLAS 21	Dec. 19—Houston	
38	St. Louis 0	Dec. 26—@ DAL	
368			
	221		

Philadelphia Eagles Cont.

1975	Dallas	Dallas, 27-17	57,893
1976	Dallas	Dallas, 27-7	54,052
1976	Phil.	Dallas, 26-7	55,072
1977	Phil.	Dallas, 16-10	65,507
1977	Dallas	Dallas, 24-14	60,289
1978	Dallas	Dallas, 14-7	60,525
1978	Phil.	Dallas, 31-13	64,667
1979	Dallas	Phil., 31-21	62,417
1979	Phil.	Dallas, 24-17	71,434
1980	Phil.	Phil., 17-10	70,696
1980	Dallas	Dallas, 35-27	62,548
1981†	Phil.	Phil., 20-7	70,696
1981	Phil.	Dallas, 17-14	72,111
1981	Dallas	Dallas, 21-10	64,955

1982 Oct. 17 at Philadelphia

1982 Dec. 26 at Dallas

†NFC Championship Game

Pittsburgh Steelers

(Pittsburgh Leads Series, 11-10)

Year	Site	Winner-Score	Att.
1960	Dallas	Pitts., 35-28	30,000
1961	Dallas	Dallas, 27-24	23,500
1961	Pitts.	Pitts., 37-7	17,519
1962	Dallas	Pitts., 30-28	19,478
1962	Pitts.	Dallas, 42-27	23,106
1963	Pitts.	Pitts., 27-21	19,047
1963	Dallas	Pitts., 24-19	24,136
1964	Pitts.	Pitts., 23-17	35,594
1964	Dallas	Dallas, 17-14	35,271
1965	Pitts.	Pitts., 22-13	37,804
1965	Dallas	Dallas, 24-17	57,293
1966	Dallas	Dallas, 52-21	58,453
1966	Pitts.	Dallas, 20-7	42,185
1967	Pitts.	Dallas, 24-21	39,641
1968	Dallas	Dallas, 28-7	55,069
1969	Pitts.	Dallas, 10-7	24,990
1972	Dallas	Dallas, 17-13	65,682
1975*	Miami	Pitts., 21-17	80,187
1977	Pitts.	Pitts., 28-13	49,761
1978†	Miami	Pitts., 35-31	78,656
1979	Pitts.	Pitts., 14-3	50,199

1982 Sept. 13 at Dallas

*Super Bowl X, Jan. 18, 1976

†Super Bowl XIII, Jan. 21, 1979

St. Louis Cardinals

(Dallas Leads Series, 24-15-1)

Year	Site	Winner-Score	Att.
1960	St. Louis	St. Louis, 12-10	23,128
1961	Dallas	St. Louis, 31-17	20,500
1961	St. Louis	St. Louis, 31-13	15,384
1962	Dallas	St. Louis, 28-24	16,027
1962	St. Louis	St. Louis, 52-20	14,201
1963	Dallas	St. Louis, 34-7	36,432
1963	St. Louis	Dallas, 28-24	12,695
1964	Dallas	St. Louis, 16-6	36,605
1964	St. Louis	Dallas, 31-13	28,253
1965	St. Louis	St. Louis, 20-13	32,034
1965	Dallas	Dallas, 27-13	38,499
1966	St. Louis	Tie, 10-10	50,673
1966	Dallas	Dallas, 31-17	76,965
1967	Dallas	Dallas, 46-21	68,787
1968	Dallas	Dallas, 27-10	48,296
1969	Dallas	Dallas, 24-3	62,134
1970	St. Louis	St. Louis, 20-7	50,780
1970	Dallas	St. Louis, 38-0	69,323
1971	St. Louis	Dallas, 16-13	50,486
1971	Dallas	Dallas, 31-12	66,672
1972	Dallas	Dallas, 33-24	65,218
1972	St. Louis	Dallas, 27-6	49,787
1973	Dallas	Dallas, 45-10	64,729
1973	St. Louis	Dallas, 30-3	43,946
1974	St. Louis	St. Louis, 31-28	49,885
1974	Dallas	Dallas, 17-14	64,146
1975	Dallas	Dallas, 37-31	52,417
1975	St. Louis	St. Louis, 31-17	49,701
1976	St. Louis	St. Louis, 21-17	50,317
1976	Dallas	Dallas, 19-14	62,498
1977	St. Louis	Dallas, 30-24	50,129
1977	Dallas	St. Louis, 24-17	64,038
1978	Dallas	Dallas, 21-12	62,760
1978	St. Louis	Dallas, 24-21 (OT)	48,991
1979	St. Louis	Dallas, 22-21	50,855
1979	Dallas	Dallas, 22-13	64,300
1980	St. Louis	Dallas, 27-24	50,701
1980	Dallas	Dallas, 31-21	52,567

PITTSBURGH STEELERS

'81 Results (8-8)

33	Kansas City	37
10	@ Miami	30
38	New York Jets	10
27	N. Eng. (OT)	21
20	@ N. Orleans	6
13	Cleveland	7
7	@ Cincinnati	34
26	Houston	13
14	San Fran.	17
21	@ Seattle	24
34	@ Atlanta	20
32	@ Cleveland	10
24	Los Angeles	0
27	@ Oakland	30
10	Cincinnati	17
20	@ Houston	21
356		297

'82 Schedule

Sept. 13—@ DAL.
Sept. 19—Cincinnati
Sept. 26—N.Y. Gts.
Oct. 3—@ Denver
Oct. 11—Phila.
Oct. 17—@ Wash.
Oct. 24—Cleveland
Oct. 31—@ Cinci.
Nov. 7—Houston
Nov. 14—N.Y. Jets
Nov. 21—@ Houston
Nov. 28—@ Seattle
Dec. 5—Kansas City
Dec. 12—@ Buffalo
Dec. 19—@ Cleve.
Dec. 26—N. England

Continued

St. Louis Cardinals Cont.

1981	Dallas	Dallas, 30-17	63,602
1981	St. Louis	St. Louis, 20-17	49,777

1982 Sept. 19 at St. Louis
1982 Nov. 7 at Dallas

ST. LOUIS CARDINALS

'81 Results (7-9)		'82 Schedule	
7	Miami	20	Sept. 12—@ N.O.
17	@ DALLAS	30	Sept. 19—DALLAS
40	Washington	30	Sept. 26—@ Wash.
10	@ Tampa Bay	20	Oct. 3—Los Angeles
20	DALLAS	17	Oct. 10—@ N.Y. G.
14	@ N.Y. Giants	34	Oct. 17—Chicago
20	@ Atlanta	41	Oct. 24—@ N. Eng.
30	Minnesota	17	Oct. 31—Phila.
21	@ Washington	42	Nov. 7—@ DAL.
10	Philadelphia	52	Nov. 14—Seattle
24	Buffalo	0	Nov. 21—San Fran.
35	@ Baltimore	24	Nov. 28—@ Atlanta
27	@ N. England	20	Dec. 5—@ Phila.
30	New Orleans	3	Dec. 12—Wash.
10	N.Y. Giants	20	Dec. 19—@ Chicago
0	@ Phila.	38	Dec. 26—N.Y. Gts.
315		408	

San Francisco 49ers

(Dallas Leads Series, 8-6-1)

Year	Site	Winner-Score	Att.
1960	Dallas	San Fran., 26-14	10,000
1963	San Fran.	San Fran., 31-24	29,563
1965	Dallas	Dallas, 39-31	39,677
1967	San Fran.	San Fran., 24-16	27,182
1969	Dallas	Tie, 24-24	62,348
1970*	San Fran.	Dallas, 17-10	59,625
1971†	Dallas	Dallas, 14-3	66,311
1972	Dallas	San Fran., 31-10	65,124
1972*	San Fran.	Dallas, 30-28	61,214
1974	Dallas	Dallas, 20-14	50,018
1977	San Fran.	Dallas, 42-35	55,848
1979	San Fran.	Dallas, 21-13	56,728
1980	Dallas	Dallas, 59-14	63,399
1981	San Fran.	San Fran., 45-14	57,574
1981†	San Fran.	San Fran., 28-27	60,525

1982 Nov. 14 at San Francisco

*Divisional Playoff Game

†NFC Championship Game

100



SAN FRANCISCO 49ERS

'81 Results (13-3)		'82 Schedule	
17	@ Detroit	24	Sept. 12—Oakland
28	Chicago	17	Sept. 19—@ Denver
17	@ Atlanta	34	Sept. 26—Chicago
21	New Orleans	14	Oct. 4—@ T. Bay
30	@ Washington	17	Oct. 10—@ N.O.
45	DALLAS	14	Oct. 17—Los Angeles
13	@ Green Bay	3	Oct. 24—@ Atlanta
20	Los Angeles	17	Oct. 31—@ Wash.
17	@ Pittsburgh	14	Nov. 7—Minnesota
17	Atlanta	14	Nov. 14—DALLAS
12	Cleveland	15	Nov. 21—@ St. L.
33	@ Los Angeles	31	Nov. 28—N. Orleans
17	N.Y. Giants	10	Dec. 2—@ L.A.
21	@ Cincinnati	3	Dec. 11—San Diego
28	Houston	6	Dec. 19—Atlanta
21	@ N. Orleans	17	Dec. 26—@ K. City
357		250	

San Diego Chargers

(Dallas Leads Series, 2-0)

Year	Site	Winner-Score	Att.
1972	San Diego	Dallas, 34-28	54,476
1980	Dallas	Dallas, 42-31	60,639

Seattle Seahawks

(Dallas Leads Series, 2-0)

Year	Site	Winner-Score	Att.
1976	Seattle	Dallas, 28-13	62,027
1980	Dallas	Dallas, 51-7	57,540

Tampa Bay Buccaneers

(Dallas Leads Series, 3-0)

Year	Site	Winner-Score	Att.
1977	Dallas	Dallas, 23-7	55,316
1980	Dallas	Dallas, 28-17	62,750
1981*	Dallas	Dallas, 38-0	64,848

1982 Nov. 21 at Dallas

*Divisional Playoff

TAMPA BAY BUCCANEERS

'81 Results (9-7)		'82 Schedule	
21	Minnesota	13	Sept. 12—@ Minn.
17	@ Kan. City	19	Sept. 19—Wash.
10	@ Chicago	28	Sept. 26—@ Detroit
20	St. Louis	10	Oct. 4—San Fran.
28	Detroit	10	Oct. 10—Minnesota
21	@ Green Bay	10	Oct. 17—@ G. Bay
16	@ Oakland	18	Oct. 24—@ Chicago
10	@ Phila.	20	Oct. 31—@ Balt.
20	Chicago	10	Nov. 7—Green Bay
10	@ Minnesota	25	Nov. 14—Chicago
7	Denver	24	Nov. 21—@ DAL.
37	Green Bay	3	Nov. 29—Miami
31	@ N. Orleans	14	Dec. 5—@ N.O.
24	Atlanta	23	Dec. 12—@ N.Y. J.
23	San Diego	24	Dec. 19—Buffalo
20	@ Detroit	17	Dec. 26—Detroit
315		268	

Washington Redskins

(Dallas Leads Series, 26-16-2)

Year	Site	Winner-Score	Att.
1960	Wash.	Wash., 26-14	21,142
1961	Dallas	Tie, 28-28	17,500
1961	Wash.	Wash., 34-24	21,451
1962	Dallas	Tie, 35-35	15,730
1962	Wash.	Dallas, 38-10	49,888
1963	Wash.	Wash., 21-17	40,101
1963	Dallas	Dallas, 35-20	18,838
1964	Dallas	Dallas, 24-18	25,158
1964	Wash.	Wash., 28-16	49,219
1965	Dallas	Dallas, 27-7	61,577
1965	Wash.	Wash., 34-31	50,205
1966	Wash.	Dallas, 31-30	50,927
1966	Dallas	Wash., 34-31	64,198
1967	Wash.	Dallas, 17-14	50,566
1967	Dallas	Wash., 27-20	75,538

Continued

Washington Redskins Cont.

1968	Dallas	Dallas, 29-20	66,076
1968	Wash.	Dallas, 44-24	50,816
1969	Wash.	Dallas, 41-28	50,474
1969	Dallas	Dallas, 20-10	56,924
1970	Wash.	Dallas, 45-21	50,415
1970	Dallas	Dallas, 34-0	57,936
1971	Dallas	Wash., 20-16	72,000
1971	Wash.	Dallas, 13-0	53,041
1972	Wash.	Wash., 24-20	53,039
1972	Dallas	Dallas, 34-24	65,136
1972*	Wash.	Wash., 26-3	53,129
1973	Wash.	Wash., 14-7	54,314
1973	Dallas	Dallas, 27-7	64,458
1974	Wash.	Wash., 28-21	54,395
1974	Dallas	Dallas, 24-23	63,243
1975	Wash.	Wash, 30-24 (OT)	55,004
1975	Dallas	Dallas, 31-10	61,091
1976	Wash.	Dallas, 20-7	55,004
1976	Dallas	Wash., 27-14	59,916
1977	Dallas	Dallas, 34-16	62,115
1977	Wash.	Dallas, 14-7	55,031
1978	Wash.	Wash., 9-5	55,031
1978	Dallas	Dallas, 37-10	64,905
1979	Wash.	Wash., 34-20	55,031
1979	Dallas	Dallas, 35-34	62,867
1980	Wash.	Dallas, 17-3	55,045
1980	Dallas	Dallas, 14-10	58,809
1981	Wash.	Dallas, 26-10	55,045
1981	Dallas	Dallas, 24-10	64,583

1982 Oct. 10 at Dallas

1982 Dec. 5 at Washington

*NFC Championship Game

WASHINGTON REDSKINS

'81 Results (8-8)		'82 Schedule	
10	DALLAS	26	Sept. 12—@ Phila.
7	N.Y. Giants	17	Sept. 19—@ T. Bay
30	@ St. Louis	40	Sept. 26—St. Louis
13	@ Phila.	36	Oct. 3—Cleveland
17	San Francisco	30	Oct. 10—@ DAL.
24	@ Chicago	7	Oct. 17—Pittsburgh
10	@ Miami	13	Oct. 24—@ Houston
24	New England	22	Oct. 31—San Fran.
42	St. Louis	21	Nov. 7—@ Cinci.
33	Detroit	31	Nov. 14—Minnesota
30	@ N.Y.G.(OT)	27	Nov. 21—@ N.Y. G.
10	@ DALLAS	24	Nov. 28—Phila.
14	@ Buffalo	21	Dec. 5—DALLAS
15	Philadelphia	13	Dec. 12—@ St. L.
38	Baltimore	14	Dec. 19—N.Y. Gts.
30	@ Los Angeles	7	Dec. 26—@ N.O.
347		349	

The 1981 Season At A Glance

Cowboys 26, Redskins 10

At Washington, September 6

DALLAS 0 14 6 6-26
 WASHINGTON ... 0 7 3 0-10

Cowboys — DuPree 33 pass from D. White (Septien kick)

Redskins — Washington 15 pass from Theismann (Moseley kick)

Cowboys — Pearson 42 pass from D. White (Septien kick)

Cowboys — FG Septien 29

Redskins — FG Moseley 42

Cowboys — FG Septien 42

Cowboys — FG Septien 23

Cowboys — FG Septien 18

Attendance — 55,045

	Cowboys	Redskins
First Downs	20	20
Total Net Yards	346	324
Net Yards Rushing	206	44
Net Yards Passing	140	280
Passes	12-24	23-49
Passes Intercepted By	4	0
Punts-Average	6-44.1	5-41
Fumbles-Lost	2-1	5-2
Penalties-Yards	10-87	7-89

Rushing

Cowboys — Dorsett, 21 for 132; Springs, 15 for 58; J. Jones, 5 for 14; Newhouse, 2 for 2; D. White, 1 for 0.

Redskins — Riggins, 8 for 25; Washington, 6 for 17; Jackson, 1 for 7; Metcalf, 1 for 0; Theismann, 1 for 0; Monk, 1 for -5.

Passing

Cowboys — D. White, 12 of 24 for 145 yards, 2 touchdowns.

Redskins — Theismann, 22 of 48 for 281 yards, 1 touchdown, 4 interceptions; Washington, 1 of 1 for 32 yards.

Receiving

Cowboys — Pearson, 3 for 70, 1 touchdown; Dorsett, 3 for 26; Springs, 2 for 3; DuPree, 1 for 33, 1 touchdown; Johnson, 1 for 7; Cosbie, 1 for 4; J. Jones, 1 for 2.

Redskins — Washington, 10 for 124, 1 touchdown; Monk, 3 for 38; Harmon, 3 for 24; Metcalf, 2 for 38; Seay, 2 for 30; Warren, 1 for 32; Riggins, 1 for 22; McCrary, 1 for 5.

Cowboys 30, Cardinals 17

At Dallas, September 13

ST. LOUIS 7 7 0 3-17
 DALLAS 14 13 3 0-30

Cowboys — Springs 1 run (Septien kick)
 Cardinals — Harrell 62 pass from

Lomax (O'Donoghue kick)
 Cowboys — Springs 4 run (Septien kick)

Cowboys — FG Septien 47

Cowboys — Springs 1 run (Septien kick)

Cardinals — Brown 11 run (O'Donoghue kick)

Cowboys — FG Septien 32

Cowboys — FG Septien 25

Cardinals — FG O'Donoghue 24

Attendance — 63,602

	Cardinals	Cowboys
First Downs	18	24
Total Net Yards	404	391
Net Yards Rushing	142	181
Net Yards Passing	262	210
Passes	14-41-2	21-29-1
Passes Intercepted By	1	2
Punts-Average	4-36.0	4-43.2
Fumbles-Lost	0-0	2-1
Penalties-Yards	11-84	6-35

Rushing

Cardinals — Anderson, 16 for 80; Brown, 4 for 31, 1 touchdown; Mitchell, 4 for 10; Lomax, 2 for 18; Morris, 1 for 3.

Cowboys — Dorsett, 16 for 129; Springs, 15 for 45, 3 touchdowns; J. Jones, 3 for 7; D. White, 1 for 0.

Passing

Cardinals — Lomax, 14 of 41 for 295 yards, 1 touchdown, 2 interceptions.

Cowboys — D. White, 21 of 29 for 240 yards, 1 interception.

Receiving

Cardinals — Anderson, 4 for 60; Tilley, 3 for 46; Harrell, 1 for 62, 1 touchdown; R. Green, 1 for 60; T. Brown, 1 for 28; Mitchell, 1 for 16; Combs, 1 for 12; LaFleur, 1 for 6.

Cowboys — Dorsett, 5 for 45; Johnson, 4 for 80; Springs, 4 for 23; Hill, 2 for 30; Pearson, 2 for 27; Cosbie, 2 for 23; DuPree, 1 for 7; Saldi, 1 for 5.

Cowboys 35, Patriots 21

At New England, September 21

DALLAS 7 10 7 11-35
 NEW ENGLAND .. 7 7 7 0-21

Cowboys — Johnson 28 pass from

D. White (Septien kick)

Patriots — Calhoun 4 run (Smith kick)

Cowboys — FG Septien 26

Cowboys — Dorsett 75 run (Septien kick)

Patriots — Collins 3 run (Smith kick)

Patriots — Tatupu 38 run (Smith kick)

Cowboys — DuPree 1 pass from White

(Septien kick)

Cowboys — FG Septien 36
 Cowboys — Safety (Cavanaugh int.
 grounding in end zone)
 Cowboys — FG Septien 27
 Cowboys — FG Septien 25
 Attendance — 60,311

Cowboys	Patriots
First Downs	16
Total Net Yards	333
Net Yards Rushing	108
Net Yards Passing	225
Passes	14-27
Passes Intercepted By	0
Punts-Average	2-34.0
Fumbles-Lost	3-3
Penalties-Yards	5-38

Rushing

Cowboys — Dorsett, 19 for 162, 1 touchdown; Springs, 14 for 62; J. Jones, 6 for 14; D. White, 5 for —8; Cosbie, 1 for 7; Newhouse, 1 for 0.

Patriots — Calhoun, 8 for 26, 1 touchdown, Collins, 8 for 19, 1 touchdown; Tatupu, 6 for 63, 1 touchdown.

Passing

Cowboys — D. White, 24 of 34 for 218 yards, 2 touchdowns.

Patriots — Cavanaugh, 14 of 26 for 235 yards; Jackson, 0 of 1.

Receiving

Cowboys — Springs, 11 for 72; Dorsett, 4 for 22; Hill, 3 for 49; Johnson, 3 for 47, 1 touchdown; DuPree, 2 for 9, 1 touchdown; Pearson, 1 for 19.

Patriots — Morgan, 4 for 68; Hasselback, 3 for 93; Jackson, 3 for 48; Collins, 3 for 12; Johnson, 1 for 14.

Cowboys 18, Giants 10

At Dallas, September 27

NEW YORK	0	3	0	7-10
DALLAS	3	7	0	8-18

Cowboys — FG Septien 36

Giants — FG Danelo 42

Cowboys — Johnson 41 pass from D. White (Septien kick)

Cowboys — FG Septien 20

Cowboys — Giants covered own fumble in end zone

Cowboys — FG Septien 21

Giants — Perkins 20 pass from Simms (Danelo kick)

Attendance — 63,449

Giants	Cowboys
First Downs	16
Total Net Yards	317
Net Yards Rushing	124
Net Yards Passing	193
Passes	14-27
Passes Intercepted By	3

Punts-Average	5-45.4	7-43.2
Fumbles-Lost	3-0	1-0
Penalties-Yards	7-52	3-25

Rushing

Giants — Taylor, 13 for 52; Bright, 5 for 16; Perry, 5 for 15; Matthews, 1 for 2.

Cowboys — Dorsett, 22 for 70; Springs, 10 for 17; J. Jones, 4 for 10; D. White, 2 for 14; Newhouse, 2 for 2; Pearson, 1 for 11.

Passing

Giants — Simms, 18 of 35 for 285 yards, 1 touchdown, 3 interceptions.

Cowboys — D. White, 14 of 27 for 204 yards, 1 touchdown.

Receiving

Giants — Perkins, 5 for 129, 1 touchdown; Shirk, 4 for 78; Gray, 3 for 38; Mullady, 2 for 17; Perry, 2 for 12; Friede, 1 for 7; Taylor, 1 for 4.

Cowboys — Pearson, 4 for 76; Dorsett, 3 for 33; Johnson, 2 for 59, 1 touchdown; Springs, 2 for 2; Cosbie, 1 for 22; DuPree, 1 for 6; Donley, 1 for 6.

Cardinals 20, Cowboys 17

At St. Louis, October 4

DALLAS	7	3	7	0-17
ST. LOUIS	10	0	7	3-20

Cardinals — Morris 9 run (O'Donoghue kick)

Cowboys — Dorsett 7 run (Septien kick)

Cardinals — FG O'Donoghue 19

Cowboys — FG Septien 26

Cardinals — R. Green 30 pass from Hart (O'Donoghue kick)

Cowboys — Dorsett 11 pass from White (Septien kick)

Cardinals — FG O'Donoghue 37

Attendance — 49,777

Cowboys	Cardinals
First Downs	17
Total Net Yards	306
Net Yards Rushing	140
Net Yards Passing	166
Passes	15-28
Passes Intercepted By	1
Punts-Average	7-37.7
Fumbles-Lost	3-1
Penalties-Yards	5-45

Rushing

Cowboys — Dorsett, 21 for 99, 1 touchdown; Springs, 10 for 39; D. White, 2 for 2.

Cardinals — Anderson, 20 for 72; Morris, 5 for 24, 1 touchdown; Mitchell, 3 for 11; Stief, 1 for 8.

Passing

Cowboys — D. White, 15 of 28 for 182 yards, 1 touchdown, 1 interception.

Cardinals — Hart, 16 of 29 for 199 yards, 1 touchdown, 1 interception.

Receiving

Cowboys — Johnson, 5 for 101; Dorsett, 4 for 13; Hill, 2 for 21; Pearson, 1 for 25; J. Jones, 1 for 16; Springs, 1 for 6; DuPree, 1 for 0.

Cardinals — R. Green, 5 for 89, 1 touchdown; Tilley, 5 for 73; Gray, 3 for 16; Harrell, 2 for 1; Marsh, 1 for 20.

49ers 45, Cowboys 14

At San Francisco, October 11

DALLAS 0 7 0 7-14
SAN FRANCISCO .21 3 14 7-45

49ers — Solomon 1 pass from Montana (Wersching kick)

49ers — Hofer 4 run (Wersching kick)

49ers — Davis 1 run (Wersching kick)

49ers — FG Wersching 18

Cowboys — Hill 22 pass from Pearson (Septien kick)

49ers — Clark 78 pass from Montana (Wersching kick)

49ers — Lott 41 interception return (Wersching kick)

49ers — Lawrence 1 run (Wersching kick)

Cowboys — Barnes 72 fumble return (Septien kick)

Attendance — 57,574

	Cowboys	49ers
First Downs	10	23
Total Net Yards	192	440
Net Yards Rushing	83	150
Net Yards Passing	109	290
Passes	12-29	20-33
Passes Intercepted By	0	2
Punts-Average	8-39.5	6-46.2
Fumbles-Lost	3-2	4-1
Penalties-Yards	5-40	4-28

Rushing

Cowboys — Dorsett, 9 for 21; Springs, 5 for 14; J. Jones, 4 for 26; Cosbie, 1 for 15; D. White, 1 for 7; Carano, 1 for 0.

49ers — Hofer, 11 for 40, 1 touchdown; Davis, 8 for 28, 1 touchdown; Easley, 8 for 28; Patton, 7 for 16; Lawrence, 6 for 27; Cooper, 5 for 9; Montana, 1 for 2.

Passing

Cowboys — D. White, 8 of 16 for 60 yards, 2 interceptions; Carano, 3 of 12 for 53 yards; Pearson, 1 of 1 for 22 yards, 1 touchdown.

49ers — Montana, 19 of 29 for 279 yards, 2 touchdowns; Benjamin, 0 of 3; Solomon, 1 of 1 for 25 yards.

Receiving

Cowboys — Springs, 3 for 9; Donley, 2 for 26; Pearson, 2 for 23; Hill, 1 for 22, 1 touchdown; Newhouse, 1 for 21; Cosbie, 1 for 15; Dorsett, 1 for 14; DuPree, 1 for 5.

49ers — Solomon, 5 for 74, 1 touchdown; Clark, 4 for 135, 1 touchdown; Young, 3 for 35; Hofer, 3 for 22; Wilson, 2 for 22; Cooper, 2 for 12; Patton, 1 for 4.

Cowboys 29, Rams 17

At Dallas, October 18

LOS ANGELES ... 0 10 7 0-17
DALLAS 12 14 0 3-29

Cowboys — Springs 1 run (Septien kick)

Cowboys — FG Septien 40

Cowboys — Safety (Martin tackled Haden in end zone)

Cowboys — Dorsett 44 run (Septien kick)

Rams — Tyler 2 run (Corral kick)

Rams — FG Corral 40

Cowboys — Hill 63 pass from D. White (Septien kick)

Rams — Hill 43 pass from Haden (Corral kick)

Cowboys — FG Septien 39

Attendance — 64,649

	Rams	Cowboys
First Downs	22	24
Total Net Yards	374	496
Net Yards Rushing	171	221
Net Yards Passing	203	275
Passes	13-30	15-33
Passes Intercepted By	2	3
Punts-Average	5-48.0	5-42.6
Fumbles-Lost	1-0	2-1
Penalties-Yards	10-78	15-108

Rushing

Rams — Tyler, 16 for 90, 1 touchdown; Bryant, 14 for 53; Haden, 2 for 17; Guman, 2 for 11.

Cowboys — Dorsett, 27 for 159, 1 touchdown; Springs, 12 for 41, 1 touchdown; D. White, 3 for 21.

Passing

Rams — Haden, 13 of 30 for 237 yards, 1 touchdown, 3 interceptions.

Cowboys — D. White, 15 of 33 for 277 yards, 1 touchdown, 2 interceptions.

Receiving

Rams — Miller, 4 for 51; Moore, 3 for 53; D. Hill, 2 for 88, 1 touchdown; Bryant, 2 for 13; Childs, 1 for 19; Arnold, 1 for 13.

Cowboys — Hill, 4 for 97, 1 touchdown; Pearson, 4 for 78; Saldi, 2 for 17; Cosbie, 1 for 28; Dorsett, 1 for 22; DuPree, 1 for 15; Johnson, 1 for 15; Springs, 1 for 8.

Cowboys 28, Dolphins 27

At Dallas, October 25

MIAMI	0	6	7	14	-27
DALLAS	7	7	0	14	-28

Cowboys — Springs 5 run (Septien kick)
Dolphins — Nathan 5 pass from Woodley (kick failed)

Cowboys — Johnson 21 pass from D. White (Septien kick)

Dolphins — Cefelo 69 pass from Woodley (Von Schamman kick)

Dolphins — Nathan 10 run (Von Schamman kick)

Dolphins — Rose 4 pass from Woodley (Von Schamman kick)

Cowboys — Cosbie 5 pass from D. White (Septien kick)

Cowboys — Springs 32 pass from D. White (Septien kick)

Attendance — 64,221

	Dolphins	Cowboys
First Downs	25	23
Total Net Yards	540	466
Net Yards Rushing	148	139
Net Yards Passing	392	327
Passes	21-37	22-32
Passes Intercepted By	1	5
Punts-Average	5-41.6	6-36.3
Fumbles-Lost	3-0	2-1
Penalties-Yards	2-11	3-20

Rushing

Dolphins — Nathan, 16 for 76, 1 touchdown; Franklin, 11 for 39; Woodley, 5 for 21; Vigorito, 2 for 6; Howell, 1 for 6.

Cowboys — Dorsett, 24 for 122; Springs, 7 for 9, 1 touchdown; D. White, 5 for 8.

Passing

Dolphins — Woodley, 21 of 37 for 408 yards, 3 touchdowns, 5 interceptions.

Cowboys — D. White, 22 of 32 for 354 yards, 3 touchdowns, 1 interception.

Receiving

Dolphins — Harris, 6 for 165; Cefalo, 5 for 164, 1 touchdown; Rose, 4 for 43, 1 touchdown; Nathan, 4 for 22, 1 touchdown; Vigorito, 1 for 11; Franklin, 1 for 3.

Cowboys — Springs, 6 for 93, 1 touchdown; Hill, 5 for 106; Johnson, 3 for 68, 1 touchdown; Dorsett, 3 for 31; Pearson, 2 for 31; Saldi, 1 for 13; DuPree, 1 for 7; Cosbie, 1 for 5.

Cowboys 17, Eagles 14

At Philadelphia, November 1

DALLAS	0	3	0	14	-17
PHILADELPHIA	0	7	7	0	-14

Cowboys — FG Septien 31
Eagles — Montgomery 2 run (Franklin kick)

Eagles — Carmichael 85 pass from Jaworski (Franklin kick)

Cowboys — Cosbie 17 pass from D. White (Septien kick)

Cowboys — Dorsett 9 run (Septien kick)

Attendance — 72,111

	Cowboys	Eagles
First Downs	19	17
Total Net Yards	317	291
Net Yards Rushing	141	94
Net Yards Passing	176	197
Passes	13-24	12-27
Passes Intercepted By	1	2
Punts-Average	4-45.0	5-40.8
Fumbles-Lost	4-1	1-0
Penalties-Yards	4-42	10-76

Rushing

Cowboys — Dorsett, 20 for 78, 1 touchdown; Springs, 8 for 32; Newhouse, 6 for 24; D. White, 2 for 5; Cosbie, 1 for 2.

Eagles — Montgomery, 15 for 67, 1 touchdown; Oliver, 6 for 12; Pisarcik, 1 for 10; Russell, 1 for 4; Carmichael, 1 for 1.

Passing

Cowboys — D. White, 13 of 24 for 203 yards, 1 touchdown, 2 interceptions.

Eagles — Jaworski, 10 of 21 for 191 yards, 1 touchdown, 1 interception; Pisarcik, 2 of 6 for 46 yards.

Receiving

Cowboys — Hill, 6 for 121; Pearson, 3 for 30; Cosbie, 2 for 31, 1 touchdown; Saldi, 1 for 12; Dorsett, 1 for 9.

Eagles — Carmichael, 5 for 151, 1 touchdown; Smith, 3 for 33; Spagnola, 1 for 28; Parker, 1 for 16; Krepfle, 1 for 7; Campfield, 1 for 2.

Cowboys 27, Bills 14

At Dallas, November 9

BUFFALO	7	7	0	0	-14
DALLAS	7	0	20	0	-27

Bills — Butler 16 pass from Ferguson (Mike-Mayer kick)

Cowboys — Cosbie 12 pass from D. White (Septien kick)

Bills — Brown 9 pass from Cribbs (Mike-Mayer kick)

Cowboys — Dorsett 73 pass from D. White (Septien kick)

Cowboys — Hill 37 pass from D. White (Septien kick)

Cowboys — FG Septien 47

Cowboys — FG Septien 31

Attendance — 62,583

	Bills	Cowboys
First Downs	21	21
Total Net Yards	365	398
Net Yards Rushing	58	196
Net Yards Passing	307	202
Passes	20-43	9-17
Passes Intercepted By	1	4
Punts-Average	7-35.1	4-43.2
Fumbles-Lost	3-1	3-2
Penalties-Yards	10-89	7-50

Rushing

Bills — Brown, 8 for 39; Cribbs, 8 for 19.
Cowboys — Dorsett, 28 for 117; Springs, 13 for 65; D. White, 4 for 5; Newsome, 1 for 7; Newhouse, 1 for 2.

Passing

Bills — Ferguson, 19 of 42 for 301 yards, 1 touchdown, 4 interceptions; Cribbs, 1 of 1 for 9 yards, 1 touchdown.
Cowboys — D. White, 9 of 17 for 219, 3 touchdowns, 1 interception.

Receiving

Bills — Butler, 8 for 118, 1 touchdown; Lewis, 4 for 72; Brammer, 3 for 38; Cribbs, 3 for 29; Jessie, 1 for 44; Brown, 1 for 9.
Cowboys — Cosbie, 3 for 54, 1 touchdown; DuPree, 2 for 36; Dorsett, 1 for 73, 1 touchdown; Hill, 1 for 37, 1 touchdown; Pearson, 1 for 14; Springs, 1 for 5.

Lions 27, Cowboys 24

At Detroit, November 15

DALLAS	7	10	0	7	— 24
DETROIT	0	7	10	10	— 27

Cowboys — Pearson 10 pass from D. White (Septien kick)
Cowboys — FG Septien 43
Cowboys — Pearson 12 pass from D. White (Septien kick)
Lions — Sims 3 run (Murray kick)
Lions — Nichols 6 pass from Hipple (Murray kick)
Lions — FG Murray 37
Cowboys — Saldi 14 pass from D. White (Septien kick)
Lions — Sims 81 pass from Hipple (Murray kick)
Lions — FG Murray 47

Attendance — 79,694

Cowboys

First Downs	19	23
Total Net Yards	323	429
Net Yards Rushing	98	198
Net Yards Passing	225	231
Passes	20-30	14-24
Passes Intercepted By	1	2
Punts-Average	5-43	4-41.3

Lions

Fumbles-Lost	1-0	3-2
Penalties-Yards	3-20	6-51

Rushing

Cowboys — Dorsett, 15 for 55; Springs, 7 for 22; D. White, 2 for 5; J. Jones, 2 for 4; DuPree, 1 for 12.
Lions — Sims, 23 for 119, 1 touchdown; Hipple, 5 for 27; Bussey, 5 for 19; Nichols, 1 for 30; Kane, 1 for 3.

Passing

Cowboys — D. White, 20 of 30 for 244 yards, 3 touchdowns, 2 interceptions.
Lions — Hipple, 13 of 23 for 264 yards, 2 touchdowns, 1 interception; Skladany, 1 of 1 for 19 yards.

Receiving

Cowboys — Springs, 5 for 56; Hill, 4 for 80; Pearson, 4 for 45, 2 touchdowns; DuPree, 3 for 17; Dorsett, 2 for 2; Johnson, 1 for 30; Saldi, 1 for 14.
Lions — Hill, 5 for 110; Thompson, 3 for 39; Scott, 2 for 31; Sims, 1 for 81; Cobb, 1 for 19; Nichols, 1 for 6; Bussey, 1 for —3.

Cowboys 24, Redskins 10

At Dallas, November 22

WASHINGTON	0	7	3	0	— 10
DALLAS	7	3	7	7	— 24

Cowboys — Johnson 28 pass from D. White (Septien kick)
Cowboys — FG Septien 25
Redskins — Giaquinto 7 pass from Theismann (Moseley kick)
Redskins — FG Moseley 26
Cowboys — Cosbie 10 pass from D. White (Septien kick)
Cowboys — Springs 1 run (Septien kick)
Attendance — 64,583

Redskins

First Downs	17	27
Total Net Yards	256	470
Net Yards Rushing	125	258
Net Yards Passing	131	212
Passes	14-34	13-27
Passes Intercepted By	0	1
Punts-Average	5-41.4	3-39.0
Fumbles-Lost	2-0	3-2
Penalties-Yards	3-22	12-94

Rushing

Redskins — Washington, 12 for 84; Riggins, 9 for 12; Giaquinto, 2 for 18; Theismann, 2 for 11.
Cowboys — Dorsett, 23 for 115; Springs, 17 for 85, 1 touchdown; J. Jones, 4 for 19; D. White, 2 for 14; Pearson, 1 for 25.

Passing

Redskins — Theismann, 14 of 34 for

158 yards, 1 touchdown, 1 interception.
Cowboys — D. White, 13 of 27 for 222 yards, 2 touchdowns.

Receiving

Redskins — Thompson, 4 for 56; Washington, 3 for 47; Giaquinto, 3 for 26, 1 touchdown; Metcalf, 2 for 11; Monk, 1 for 13; Walker, 1 for 5.

Cowboys — Pearson, 6 for 111; Hill, 3 for 48; Johnson, 1 for 28, 1 touchdown; Springs, 1 for 22; Cosbie, 1 for 10; 1 touchdown.

Cowboys 10, Bears 9

At Dallas, November 26

CHICAGO	0	3	0	6	- 9
DALLAS	3	0	0	7	- 10

Cowboys — FG Septien 41

Bears — FG Roveto 43

Bears — Evans 2 run (kick blocked)

Cowboys — Springs 6 run (Septien kick)

Attendance — 63,499

	Bears	Cowboys
First Downs	15	11
Total Net Yards	272	273
Net Yards Rushing	229	95
Net Yards Passing	43	178
Passes	6-19	9-23
Passes Intercepted By	1	1
Punts-Average	7-37.7	6-44.0
Fumbles-Lost	4-2	3-2
Penalties-Yards	5-29	4-45

Rushing

Bears — Payton, 38 for 179; Suhey, 8 for 41; Evans, 4 for 9, 1 touchdown.
Cowboys — Dorsett, 19 for 72; Carano, 6 for 9; Springs, 4 for 9, 1 touchdown; D. White, 1 for 8; Hill, 1 for —3.

Passing

Bears — Evans, 6 of 18 for 60 yards, 1 interception; Payton, 0 of 1.
Cowboys — Carano, 6 of 15 for 131 yards; D. White, 3 of 7 for 66 yards; Springs, 0 of 1, 1 interception.

Receiving

Bears — B. Williams, 2 for 28; Watts, 2 for 28; Payton, 2 for 4.
Cowboys — Hill, 4 for 117; Pearson, 2 for 16; Johnson, 1 for 27; DuPree, 1 for 22; Springs, 1 for 15.

Cowboys 37, Colts 13

At Baltimore, December 6

DALLAS	17	10	0	10	- 37
BALTIMORE	6	0	7	0	- 13

Cowboys — Springs 1 run (Septien kick)

Cowboys — FG Septien 42
Cowboys — Springs 2 run (Septien kick)
Colts — Dickey 67 run (kick failed)
Cowboys — Springs 2 pass from Carano (Septien kick)
Cowboys — FG Septien 35
Colts — Dickey 20 run (Wood kick)
Cowboys — FG Septien 31
Cowboys — J. Jones 59 run (Septien kick)

Attendance — 54,871

	Cowboys	Colts
First Downs	29	9
Total Net Yards	464	238
Net Yards Rushing	354	156
Net Yards Passing	110	82
Passes	8-19	7-24
Passes Intercepted By	2	1
Punts-Average	2-30.0	7-39.1
Fumbles-Lost	3-1	2-1
Penalties-Yards	6-33	11-87

Rushing

Cowboys — Dorsett, 30 for 175; Springs, 16 for 40, 2 touchdowns; Newsome, 12 for 31; J. Jones, 5 for 86, 1 touchdown; D. White, 1 for 13; Cosbie, 1 for 9; Carano, 1 for 0.

Colts — Dickey, 15 for 130, 2 touchdowns; McMillan, 4 for 22; Franklin, 1 for 4.

Passing

Cowboys — Carano, 7 of 18 for 51 yards, 1 touchdown, 1 interception; Pearson, 1 of 1 for 59 yards.

Colts — Humm, 7 of 24 for 90 yards, 2 interceptions.

Receiving

Cowboys — Springs, 3 for 13, 1 touchdown; Hill, 2 for 69; Pearson, 1 for 12; Dorsett, 1 for 10; J. Jones, 1 for 6.

Colts — Butler, 3 for 40; Carr, 1 for 20; Burke, 1 for 17; Sherwin, 1 for 11; Dickey, 1 for 2.

Cowboys 21, Eagles 10

At Dallas, December 13

PHILADELPHIA	3	7	0	0	- 10
DALLAS	0	7	7	7	- 21

Eagles — FG Franklin 50

Eagles — Russell 1 run (Franklin kick)

Cowboys — Hill 8 pass from D. White (Septien kick)

Cowboys — Johnson 36 pass from D. White (Septien kick)

Cowboys — Springs 12 run (Septien kick)

Attendance — 64,955

	Eagles	Cowboys
First Downs	14	23
Total Net Yards	225	412
Net Yards Rushing	90	148
Net Yards Passing	135	264
Passes	11-32	17-30
Passes Intercepted By	0	4
Punts-Average	2-44.5	3-36.0
Fumbles-Lost	2-1	4-2
Penalties-Yards	3-20	5-50

Rushing

Eagles — Montgomery, 17 for 67; Oliver, 2 for 8; Jaworski, 1 for 7; R. Smith, 1 for 7; Russell, 1 for 1, 1 touchdown; Campfield, 1 for 0.
Cowboys — Dorsett, 28 for 101; Springs, 8 for 44, 1 touchdown; J. Jones, 1 for 3; Newhouse, 2 for 3; D. White, 3 for 2; Pearson, 1 for -5.

Passing

Eagles — Jaworski, 11 of 32 for 140 yards, 4 interceptions.
Cowboys — D. White, 17 of 30 for 264 yards, 2 touchdowns.

Receiving

Eagles — R. Smith, 3 for 69; Montgomery, 2 for 21; Carmichael, 2 for 21; Spagnola, 2 for 17; C. Smith, 1 for 10; Oliver, 1 for 2.

Cowboys — Hill, 7 for 95, 1 touchdown; Johnson, 3 for 90, 1 touchdown; Springs, 2 for 19; Saldi, 1 for 18; Pearson, 1 for 14; DuPree, 1 for 13; Dorsett, 1 for 9; Cosbie, 1 for 6.

Giants 13, Cowboys 10

At New York, December 19
OT

DALLAS 0 0 0 10 0-10
NEW YORK 0 0 7 3 3-13

Giants — Mullady 20 pass from Brunner (Danelo kick)

Cowboys — Cosbie 3 pass from D. White (Septien kick)

Cowboys — FG Septien 36

Giants — FG Danelo 40

Giants — FG Danelo 35

Attendance — 73,009

	Cowboys	Giants
First Downs	16	15
Total Net Yards	254	297
Net Yards Rushing	90	139
Net Yards Passing	164	158
Passes	17-33	13-27
Passes Intercepted By	1	1
Punts-Average	7-39.7	5-40.0
Fumbles-Lost	5-2	4-1
Penalties-Yards	8-70	5-42

Rushing

Cowboys — Dorsett, 21 for 39; Springs, 11 for 43; D. White, 2 for 8.
Giants — Carpenter, 29 for 83; Perry, 6 for 22; Brunner, 2 for 23; Forte, 2 for 8; Bright, 1 for 3.

Passing

Cowboys — D. White, 17 of 33 for 200 yards, 1 touchdown, 1 interception.
Giants — Brunner, 13 of 27 for 163 yards, 1 touchdown, 1 interception.

Receiving

Cowboys — DuPree, 3 for 44; Cosbie, 3 for 27, 1 touchdown; Springs, 3 for 16; J. Jones, 3 for 13; Hill, 2 for 61; Dorsett, 2 for 16; Pearson, 1 for 23.

Giants — Mistler, 3 for 37; Young, 3 for 36; Gray, 2 for 35; Carpenter, 2 for 11; Mullady, 1 for 20, 1 touchdown; Perry, 1 for 16; Pittman, 1 for 8.



1981 Team Statistics

	DALLAS	OPP.
TOTAL FIRST DOWNS	321	286
Rushing	137	107
Passing	158	160
Penalty	26	18
Third Down-Made/Att.	99/244	72/211
Third Down Efficiency	40.6	34.1
TOTAL NET YARDS	5880	5419
Avg. Per Game	367.5	338.7
Total Plays	1100	1021
Avg. Per Play	5.3	5.3
NET YARDS RUSHING	2711	2049
Avg. Per Game	169.4	128.0
Total Rushes	630	468
Avg. Per Rush	4.3	4.4
NET YARDS PASSING	3169	3370
Avg. Per Game	198.1	210.6
Tackled/Yards Lost	31/245	42/347
Gross Yards	3414	3717
Attempts/Completions	439/241	511/236
Pct. of Completions	54.9	46.2
Had Intercepted	15	37
PUNTS/AVERAGE	83/40.3	80/41.1
Net Punting Average	37.5	36.4
PUNT RETURNS/AVG.	45/5.2	38/6.1
KICKOFF RETS./AVG.	54/18.2	71/21.2
INTCPTS./AVG. RET.	37/13.0	15/8.3
PENALTIES/YARDS	103/839	104/837
FUMBLES/BALL LOST	45/20	43/16
TOUCHDOWNS	40	34
Rushing	15	16
Passing	24	17
Returns	1	1
EXTRA POINTS/ATMPTS.	40/40	31/34
FIELD GOAL ATTEMPTS	27/35	14/29
TOTAL POINTS	367	277
TIME OF POSSESSION	8:37:29	7:29:24

Dallas Cowboys Final 1981 Statistics

SCORE BY QUARTERS

	1	2	3	4	OT	Tot
COWBOYS	.91	108	57	111	0	— 367
Opponents	.61	81	79	53	3	— 277

RUSHING

Player	Att.	Yds.	Avg.	Lg.	TD
Dorsett	342	1646	4.8	75t	4
Springs	172	625	3.6	16	10
Jones, J.	34	183	5.3	59t	1
White, D.	38	104	2.7	17	0
Newhouse	14	33	2.3	6	0
Cosbie	4	33	8.3	15	0
Pearson	3	31	10.3	25	0
DuPree	1	12	12.0	12	0
Newsome	13	38	2.9	7	0
Carano	8	9	1.1	11	0
Hill	1	3	3.0	3	0
Total	630	2711	4.3	75t	15
Opp. Total	468	2049	4.4	38t	16

FIELD GOALS

1-19 20-29 30-39 40-49 50+

	1-19	20-29	30-39	40-49	50+
COWBOYS	1-1	11-11	8-9	7-12	0-2
Opponents	2-2	2-5	3-6	7-14	1-2

Septien: (29, 42, 23, 18); (47, 32, 25); (26, 40M, 26, 26, 25); (36, 20, 21); (26); (NA); (40, 39); (48M); (39); (47, 31); (43); (25, 35M); (41, 50M, 42M); (42, 35, 31); (47M, 43M); (60M, 36).

KICKOFF RETURNS

Player	No.	Yds.	Avg.	Lg.	TD
Jones, J.	27	517	19.1	33	0
Newsome	12	228	19.0	27	0
Fellows	8	170	21.3	31	0
Newhouse	3	34	10.4	12	0
Wilson	2	32	16.0	17	0
Cosbie	1	0	0	0	0
Total	54	981	18.2	33	0
Opp. Total	71	1508	21.2	65	0

PUNT RETURNS

Player	No.	FC	Yds.	Avg.	Lg.	TD
Jones, J.	33	2	188	5.7	17	0
Fellows	11	1	44	4.4	10	0
Donley	1	0	3	3.0	3	0
Thurman	0	1	0	0	0	0
Wilson	0	1	0	0	0	0
Total	45	5	235	5.2	17	0
Opp. Total	38	8	231	6.1	21	0

PUNTING

Player	No.	Yds.	Avg.	TB	In 20	Lg.
White, D.	81	3284	40.8	7	19	60
Septien	2	62	31.0	0	0	33
Total	83	3346	40.3	7	19	60
Opp. Total	80	3289	41.1	7	17	57

RECEIVING

Player	No.	Yds.	Avg.	Lg.	TD
Hill	46	953	20.7	63t	4
Springs	46	359	7.8	32t	2
Pearson	38	614	16.2	42t	3
Dorsett	32	325	10.2	73t	2
Johnson	25	552	22.1	55	5
DuPree	19	214	11.3	33t	2
Cosbie	17	225	13.2	28t	5
Saldi	8	82	10.2	14t	1
Jones, J.	6	37	6.2	16	0
Donley	3	32	10.7	17	0
Newhouse	1	21	21.0	21	0
Total	241	3414	14.2	73t	24
Opp. Total	236	3717	15.8	81t	17

INTERCEPTIONS

Player	No.	Yds.	Avg.	Lg.	TD
Walls	11	133	12.1	33	0
Thurman	9	187	20.8	96	0
Downs	7	81	11.6	21	0
Waters	3	21	7.0	21	0
Breunig	2	8	4.0	8	0
Brown	1	28	28.0	28	0
Lewis	1	0	0	0	0
Wilson	2	0	0	0	0
Barnes	1	24	24.0	24	0
Total	37	482	13.0	96	0
Opp. Total	15	124	8.3	41	0

SCORING

Player	TDR	TDP	TDRt	FG	PAT	TP
Septien	0	0	27/35	40/40	121	
Springs	10	2	0	0	72	
Dorsett	4	2	0	0	36	
Johnson	0	5	0	0	30	
Cosbie	0	5	0	0	30	
Hill	0	4	0	0	24	
Pearson	0	3	0	0	18	
DuPree	0	2	0	0	12	
Saldi	0	1	0	0	6	
Barnes	0	0	1	0	6	
Jones, J.	1	0	0	0	6	
Team	0	0	0	0	6	
Total	15	24	1	27/35	40/40	367
Opp. Total	16	17	1	14/29	31/34	276

PASSING

Player	Att.	Comp.	Yds.	Pct.	Avg. Att.	TD	Pct. TD	Int.	Pct. Int.	Lg.	Tkld/Lst	Rating
White, D.	391	223	3098	57.0	7.92	22	5.6	13	3.3	73t	30/234	87.5
Carano	45	16	235	35.5	5.22	1	2.2	1	2.2	55	1/1	51.6
Pearson	2	2	81	100.0	40.50	1	.5	0	0	59	—	121.0
Springs	1	0	0	0	0	0	0	0	0	0	0	0
Total	439	241	3414	54.9	7.78	24	5.5	15	3.4	73t	31/245	84.4
Opp. Total	511	236	3717	46.2	7.27	17	3.3	37	7.2	81t	42/347	51.9

NFC Divisional Playoff

DALLAS, Jan. 2 — Led by their best defensive showing of the season, the NFC East champion Cowboys advanced to their ninth NFC Championship Game in 12 years by blanking NFC Central champ Tampa Bay 38-0 at Texas Stadium.

The margin of victory tied an NFC Divisional playoff record set by the Cowboys with their 52-14 win over Cleveland in 1967. It was Dallas' first shutout victory since a 28-0 rout of Los Angeles for the 1978 NFC title game.

The Cowboys' defense dominated the contest, sacking Bucs' quarterback Doug Williams four times and intercepting four of his passes, two by Dennis Thurman.

Tony Dorsett rushed for 86 yards on 16 carries and caught four passes for 48 yards. Danny White completed 15-of-26 passes for 143 yards, including a nine-yard touchdown pass to Tony Hill in the first quarter.

Dallas led 10-0 at the half, then broke open the game with three touchdowns in the third quarter on a one-yard run by Ron Springs and five-yard runs by Tony Dorsett and James Jones.

The Cowboys outgained Tampa Bay 345 yards to 222 and ran 73 plays to the Bucs' 55. The victory ran the Cowboys' Texas Stadium winning streak to 18.

Cowboys 38, Buccaneers 0

At Dallas, January 2

TAMPA BAY	0	0	0	0-0
DALLAS	0	10	21	7-38

Cowboys — Hill 9 pass from D. White (Septien kick)
 Cowboys — FG Septien 32
 Cowboys — Springs 1 run (Septien kick)
 Cowboys — Dorsett 5 run (Septien kick)
 Cowboys — J. Jones 5 run (Septien kick)
 Cowboys — Newsome 1 run (Septien kick)

Attendance — 64,848

Team Statistics

	Buccaneers	Cowboys
First Downs	12	26
Total Net Yards	222	345
Net Yards Rushing	74	212
Net Yards Passing	148	133
Passes	10-29	15-26
Passes Intercepted By	0	4
Punts-Average	5-38.4	4-30.0
Fumbles-Lost	2-0	0-0
Penalties-Yards	10-105	5-40

Rushing

Buccaneers — Owens, 12 for 40; Wilder, 4 for 23; Williams, 2 for 9; Eckwood, 4 for 2.
 Cowboys — Dorsett, 16 for 86, 1 touchdown; Springs, 15 for 70, 1 touchdown; J. Jones, 9 for 32, 1 touchdown; Newhouse, 4 for 23; Newsome, 1 for 1, 1 touchdown; Cosbie, 1 for 0.

Passing

Buccaneers — Williams, 10 of 29 for 187 yards, 4 interceptions.
 Cowboys — D. White, 15 of 26 for 143 yards, 1 touchdown.

Receiving

Buccaneers — T. Bell, 3 for 36; Owens, 3 for 32; Giles, 2 for 98; Wilder, 1 for 11; House, 1 for 10.
 Cowboys — Dorsett, 4 for 48; DuPree, 3 for 22; Pearson, 2 for 21; Hill, 2 for 18; J. Jones, 2 for 15; Donley, 1 for 14; Cosbie, 1 for 5.

NFC Championship Game

SAN FRANCISCO, Jan. 10 — For the second year in a row the Cowboys saw their quest for a record sixth Super Bowl berth stopped one victory shy of the goal. And this time the ending was especially frustrating, San Francisco capturing the conference title with a touchdown in the last minute of play.

The Cowboys had taken a 27-21 lead with 10:41 remaining on Danny White's 21-yard scoring pass to Doug Cosbie. Following Everson Walls' second interception and a 26-yard drive, White's punt pinned the 49ers to their 11-yard-line with 4:54 left.

But quarterback Joe Montana continued the unlikely story of the 1981 49ers by driving his team 89 yards in 13 plays to take the lead. The touchdown came on third down from the Dallas six, Montana rolling to his right and lofting a pass in the back of the end zone for a leaping Dwight Clark with 51 seconds to go.

With their final opportunity, the Cowboys moved to the 49ers 44 on White's 31-yard pass to Drew Pearson. But on the next play White's fumble caused by Lawrence Pillers was recovered by Jim Stuckey, ending Dallas' comeback bid.

The lead changed hands six times. The Cowboys came up with six San Francisco turnovers, including two interceptions and a fumble recovery by Walls, but were outgained 393 yards to 250.

49ers 28, Cowboys 27

At San Francisco, January 10

DALLAS 10 7 0 10-27
SAN FRANCISCO 7 7 7 7-28

49ers — Solomon 8 pass from Montana (Wersching kick)
Cowboys — FG Septien 44
Cowboys — Hill 26 pass from D. White (Septien kick)
49ers — Clark 20 pass from Montana (Wersching kick)
Cowboys — Dorsett 5 run (Septien kick)
49ers — Davis 2 run (Wersching kick)
Cowboys — FG Septien 22
Cowboys — Cosbie 21 pass from D. White (Septien kick)
49ers — Clark 6 pass from Montana (Wersching kick)

Attendance — 60,525

Team Statistics

	Cowboys	49ers
First Downs	16	26
Total Net Yards	250	393
Net Yards Rushing	115	127
Net Yards Passing	135	266
Passes	16-24	22-35
Passes Intercepted By	3	1
Punts-Average	6-39.3	3-35.7
Fumbles-Lost	4-2	3-3
Penalties-Yards	5-39	7-106

Rushing

Cowboys — Dorsett, 22 for 91, 1 touchdown; J. Jones, 4 for 14; Springs, 5 for 10; D. White, 1 for 0.
49ers — Elliott, 10 for 48; Cooper, 8 for 35; Ring, 6 for 27; Solomon 1 for 14; Easley, 2 for 6; Davis, 1 for 2; Montana, 3 for -5.

Passing

Cowboys — D. White, 16 of 24 for 173 yards, 2 touchdowns, 1 interception.
49ers — Montana 22 of 35 for 286 yards, 3 touchdowns, 3 interceptions.

Receiving

Cowboys — J. Jones, 3 for 17; Du-Pree, 3 for 15; Springs, 3 for 13; Hill, 2 for 43, 1 touchdown; Pearson, 1 for 31; Cosbie, 1 for 21, 1 touchdown; Johnson, 1 for 20; Saldi, 1 for 9; Donley, 1 for 4.
49ers — Clark, 8 for 120, 2 touchdowns; Solomon, 6 for 75, 1 touchdown; Young, 4 for 45; Cooper, 2 for 11; Elliott, 1 for 24; Shumann, 1 for 11.

Cowboys on the Road

Team and Publicists' Itinerary (Subject to Change)

SAN DIEGO (Saturday, Aug. 21, 6 p.m. PT). Stay at California Lutheran College training camp, Thousand Oaks, Calif. (805/492-2411).
Publicist — Doug Todd arrives Tuesday at Islandia Hyatt House (714/224-3541).

ST. LOUIS (Sunday, Sept. 19, Noon CT). Arrive via charter Saturday. Stay at Marriott Pavilion (314/421-1776).
Publicist — Doug Todd arrives Tuesday at Marriott Pavilion.

MINNESOTA (Sunday, Sept. 26, Noon CT). Arrive via charter Saturday. Stay at Registry Hotel (612/854-2244).
Publicist — Greg Aiello arrives Tuesday at Registry.

PHILADELPHIA (Sunday, Oct. 17, 4 p.m. ET). Arrive via charter Saturday. Stay at Franklin Plaza (215/448-2000).
Publicist — Doug Todd arrives Tuesday at Franklin Plaza.

CINCINNATI (Sunday, Oct. 24, 9 p.m. ET). Arrive via charter Saturday. Stay at Stouffer's Cincinnati Towers (513/352-2100).
Publicist — Greg Aiello arrives Tuesday at Stouffer's.

NEW YORK (Sunday, Oct. 21, 4 p.m. ET). Arrive via charter Saturday. Stay at Marriott's Essex House (212/247-0300).
Publicist — Doug Todd arrives Tuesday at Marriott's Essex House.

SAN FRANCISCO (Sunday, Nov. 14, 1 p.m. PT). Arrive via charter Saturday. Stay at St. Francis (415/397-7000).
Publicist — Greg Aiello arrives Tuesday at St. Francis.

WASHINGTON (Sunday, Dec. 5, 4 p.m. ET). Arrive via charter Saturday. Stay at Crystal City Marriott (703/521-5500).
Publicist — Doug Todd arrives Tuesday at Crystal City Marriott.

HOUSTON (Monday, Dec. 13, 8 p.m. CT). Arrive via charter Sunday. Stay at Stouffer's Greenway Plaza (713/629-1200).
Publicist — Greg Aiello arrives Tuesday at Stouffer's.



THE RECORDS

ROGER STAUBACH

Cowboys All-Time Leaders

RUSHING

Player	Att.	Yds.	Avg.	Long	TD
1. Dorsett, Tony (1977-81)	1,368	6,270	4.6	84	40
2. Perkins, Don (1961-68)	1,500	6,217	4.1	59	42
3. Hill, Calvin (1969-74)	1,166	5,009	4.3	55	39
4. Newhouse, Robert (1972-81)	1,165	4,671	4.0	54	30
5. Garrison, Walt (1966-74)	899	3,886	4.3	41	30
6. Staubach, Roger (1969-79)	410	2,264	5.5	33	20
7. Marsh, Amos (1961-64)	427	2,065	4.8	71	14
8. Reeves, Dan (1965-72)	535	1,990	3.7	67	25
9. Thomas, Duane (1970-71)	326	1,596	4.9	56	16

PASSING

Player	Att.	Comp.	Pct.	Yds.	TD	Int.	Rating
1. Staubach, R. (1969-79)	2,958	1,685	57.0	22,700	153	109	83.5
2. White, Danny (1976-81)	930	539	58.0	7,112	53	44	81.5
3. Morton, C. (1965-74)	1,308	685	52.4	10,279	80	73	75.5
4. Meredith, D. (1960-68)	2,308	1,170	50.7	17,199	135	111	74.7
5. LeBaron, E. (1960-63)	692	359	51.9	5,331	45	52	67.8

RECEIVING

Player	No.	Yds.	Avg.	Long	TD
1. Pearson, Drew (1973-81)	416	6,895	16.6	67	40
2. Hayes, Bob (1965-74)	365	7,295	20.0	95	71
3. Clarke, Frank (1960-67)	281	5,214	18.6	80	50
4. DuPree, Billy Joe (1973-81)	248	3,382	13.6	42	38
5. Hill, Tony (1977-81)	214	3,914	18.3	75	28
6. Pearson, Preston (1975-80)	189	2,274	12.0	49	11
7. Rentzel, Lance (1967-70)	183	3,521	19.2	86	31
8. Garrison, Walt (1966-74)	182	1,794	9.9	53	9
9. Dorsett, Tony (1977-81)	177	1,614	9.1	91	6
10. Howton, Billy (1960-63)	161	2,368	14.7	69	17

PUNTING

Player	No.	Avg.	Long	Blk.
1. Baker, Sam (1962-63)	128	45.1	72	0
2. Sherer, Dave (1960)	57	42.5	67	1
3. Widby, Ron (1968-71)	247	41.8	84	2
4. White, Danny (1976-81)	454	40.3	73	3
4. Villanueva, Danny (1965-67)	192	40.3	58	1
4. Lothridge, Billy (1964)	62	40.3	75	1
7. Carrell, Duane (1974)	40	39.8	59	0
8. Hoopes, Mitch (1975)	68	39.4	55	1
9. Bateman, Marv (1972-74)	139	39.3	62	2
10. Green, Allen (1961)	61	36.7	53	1

INTERCEPTIONS

Player	No.	Yds.	Avg.	Long	TD
1. Renfro, Mel (1964-77)	52	626	12.0	90	3
2. Waters, Charlie (1970-78, 1980-81)	41	584	14.2	56	2
3. Green, Cornell (1962-74)	34	552	16.2	59	2
4. Jordan, Lee Roy (1963-76)	32	472	14.8	49	3
5. Harris, Cliff (1970-79)	29	281	9.7	60	1
6. Howley, Chuck (1961-73)	24	395	16.5	58	2
7. Bishop, Don (1960-65)	22	364	16.5	57	0
8. Gaechter, Mike (1962-69)	21	420	20.0	100	1
9. Thurman, Dennis (1978-81)	17	336	19.8	96	1
10. Tubbs, Jerry (1960-67)	15	176	11.7	44	0

PUNT RETURNS (Min. 40 Returns)

Player	No.	Yds.	Avg.	Long	TD
1. Hayes, Bob (1965-74)	104	1,158	11.1	90	3
2. Johnson, Butch (1976-81)	146	1,313	9.0	55	0
3. Jones, James (1980-81)	87	736	8.5	52	0
4. Richards, Golden (1973-78)	62	501	8.1	46	1
5. Renfro, Mel (1964-77)	109	842	7.7	69	1

KICKOFF RETURNS (Min. 40 Returns)

Player	No.	Yds.	Avg.	Long	TD
1. Renfro, Mel (1964-77)	85	2,246	26.4	100	2
2. Harris, Cliff (1970-79)	63	1,622	25.7	77	0
3. Marsh, Amos (1961-64)	65	1,561	24.0	101	1
4. Johnson, Butch (1976-81)	79	1,832	23.2	74	0
5. Jones, James (1980-81)	59	1,237	21.0	41	0

SCORING

Player	TD	PAT	FG	Total
1. Hayes, Bob (1965-74)	76	—	—	456
2. Septien, Rafael (1978-81)	—	185	73	405
3. Clark, Mike (1968-71, 1973)	—	180	69	387
4. Fritsch, Toni (1971-73, 1975)	—	119	66	317
5. Clark, Frank (1960-67)	51	—	—	306
6. Dorsett, Tony (1977-81)	47	—	—	282
7. Perkins, Don (1961-68)	45	—	—	270
8. Hill, Calvin (1969-74)	45	—	—	270
9. Villanueva, Danny (1965-67)	—	134	42	260
10. Reeves, Dan (1965-72)	42	1 (run)	—	253

FIELD GOALS

Player	Att.	Made	Pct.	Long
1. Septien, Rafael (1978-81)	107	73	.682	52
2. Clark, Mike (1968-71, 1973)	119	69	.580	50
3. Fritsch, Toni (1971-73, 75)	107	66	.617	54
4. Herrera, Efren (1974, 1976-77)	65	44	.677	52
5. Villanueva, Danny (1965-67)	81	42	.519	41
6. Baker, Sam (1962-63)	47	23	.489	53
7. Van Raaphorst, Dick (1964)	29	14	.483	43
8. Cone, Fred (1960)	13	6	.462	45
9. Bielski, Dick (1961)	9	6	.667	42
10. Percival, Mac (1974)	8	2	.250	33

Cowboys Leaders By Years

Year	Player	RUSHING					NFL/ NFC
		Att.	Yds.	Avg.	Long	TD	Rank
1960	Dupre, L. G.	104	362	3.5	18	3	20
1961	*Perkins, Don	200	815	4.1	47	4	6
1962	Perkins, Don	222	945	4.3	35	7	5
1963	Perkins, Don	149	614	4.1	19	7	10
1964	Perkins, Don	174	768	4.4	59	6	5
1965	Perkins, Don	177	690	3.9	43	0	7
1966	Reeves, Dan	175	757	4.3	67	8	6
1967	Perkins, Don	201	823	4.1	30	6	6
1968	Perkins, Don	191	836	4.4	28	4	6
1969	*Hill, Calvin	204	942	4.6	55	8	2
1970	*Thomas, Duane	151	803	5.3	47	5	8/5
1971	Thomas, Duane	175	793	4.5	56	11	11/7
1972	Hill, Calvin	245	1,036	4.2	26	6	7/3
1973	Hill, Calvin	273	1,142	4.2	21	6	3/2
1974	Hill, Calvin	185	844	4.6	27	7	8/3
1975	Newhouse, Robert	209	930	4.4	29	2	9/4
1976	Dennison, Doug	153	542	3.5	14	6	35/18
1977	*Dorsett, Tony	208	1,007	4.8	84	12	9/4
1978	Dorsett, Tony	290	1,325	4.6	63	7	3/2
1979	Dorsett, Tony	250	1,107	4.4	41	6	11/8
1980	Dorsett, Tony	278	1,185	4.3	56	11	6/6
1981	Dorsett, Tony	342	1,646	4.8	75	4	2/2

Year	Player	PASSING					NFL/ NFC		
		Att.	Comp.	Pct.	Yds.	TD	Int.	Rating	Rank
1960	LeBaron, E.	225	111	49.3	1,736	12	25	53.4	8
1961	LeBaron, E.	236	120	50.8	1,741	14	16	66.5	9
1962	LeBaron, E.	166	95	57.2	1,436	16	9	95.3	3
1963	Meredith, D.	310	167	53.9	2,381	17	18	73.2	10
1964	Meredith, D.	323	158	48.9	2,143	9	16	67.3	15
1965	Meredith, D.	305	141	46.2	2,415	22	13	79.7	8
1966	Meredith, D.	344	177	51.5	2,805	24	12	87.7	4
1967	Meredith, D.	255	128	50.2	1,834	16	16	68.6	8
1968	Meredith, D.	309	171	55.3	2,500	21	12	88.3	2
1969	Morton, C.	302	162	53.6	2,619	21	15	85.4	5
1970	Morton, C.	207	102	49.3	1,819	15	7	89.7	5/4
1971	Staubach, R.	211	126	59.7	1,882	15	4	104.8	1/1
1972	Morton, C.	339	185	54.6	2,396	15	21	65.9	15/7
1973	Staubach, R.	286	179	62.6	2,428	23	15	94.6	1/1
1974	Staubach, R.	360	190	52.8	2,552	11	15	68.5	14/7
1975	Staubach, R.	348	198	56.9	2,666	17	16	78.6	8/2
1976	Staubach, R.	369	208	56.4	2,715	14	11	79.9	8/5
1977	Staubach, R.	361	210	58.2	2,620	18	9	87.1	2/1
1978	Staubach, R.	413	231	55.9	3,190	25	16	84.9	1/1
1979	Staubach, R.	461	267	57.9	3,586	27	11	92.4	1/1
1980	White, D.	436	260	59.6	3,287	28	25	80.8	9/7
1981	White, D.	391	223	57.0	3,098	22	13	87.5	5/2

Year	Player	RECEIVING					NFL/ NFC
		No.	Yds.	Avg.	Long	TD	Rank
1960	Doran, Jim	31	554	17.9	15	3	21
1961	Howton, Billy	56	785	14.0	53	4	6
1962	Howton, Billy	49	706	14.4	69	6	15
1963	Clarke, Frank	43	833	19.4	75	10	3
1964	Clarke, Frank	65	973	15.0	49	5	3
1965	*Hayes, Bob	46	1,003	21.8	82	12	13
1966	Hayes, Bob	64	1,232	19.3	95	13	4

*Rookie

Leaders By Years (Cont.)

Year	Player	RECEIVING (Cont.)					NFL/ NFC
		No.	Yds.	Avg.	Long	TD	Rank
1967	Rentzel, Lance	58	996	17.2	74	8	6
1968	Rentzel, Lance	54	1,009	18.7	65	6	3
1969	Rentzel, Lance	43	960	22.3	75	12	20
1970	Hayes, Bob	34	889	26.1	89	10	45/26
1971	Garrison, Walt	40	396	9.9	36	1	23/10
1972	Hill, Calvin	43	364	8.5	33	3	18/9
1973	Hill, Calvin	32	290	9.1	29	0	36/21
1974	Pearson, Drew	62	1,087	17.9	50	2	3/2
1975	Pearson, Drew	46	822	17.9	46	8	16/9
1976	Pearson, Drew	58	806	13.9	40	6	4/1
1977	Pearson, Drew	48	870	18.1	67	2	9/3
1978	Pearson, Preston	47	256	11.2	34	0	26/15
1979	Hill, Tony	60	1,062	17.7	75t	10	12/6
1980	Hill, Tony	60	1,055	17.6	58t	8	16/9
1981	Hill, Tony	46	953	20.7	63	4	47/26
	Springs, Ron	46	359	7.8	32	2	47/26

Year	Player	PUNTING				NFL/ NFC
		No.	Avg.	Long	Had Blocked	Rank
1960	Sherer, Dave	57	42.5	67	1	7
1961	*Green, Allen	61	36.7	53	1	14
1962	Baker, Sam	57	45.4	72	0	3
1963	Baker, Sam	71	44.2	64	0	7
1964	*Lothridge, Billy	62	40.3	75	1	15
1965	Villanueva, Danny	60	41.8	58	0	10
1966	Villanueva, Danny	65	39.2	58	1	13
1967	Villanueva, Danny	67	40.4	57	0	9
1968	Widby, Ron	59	40.9	84	0	5
1969	Widby, Ron	63	43.3	62	0	2
1970	Widby, Ron	69	41.3	59	1	10/2
1971	Widby, Ron	56	41.6	59	1	8/3
1972	*Bateman, Marv	51	38.2	61	0	24/13
1973	Bateman, Marv	55	41.6	62	2	11/7
1974	*Carrell, Duane	40	39.8	59	0	11/5
1975	*Hoopes, Mitch	68	39.4	55	1	16/9
1976	*White, Danny	70	38.4	54	2	20/9
1977	White, Danny	80	39.6	57	1	12/8
1978	White, Danny	76	40.5	56	1	8/5
1980	White, Danny	71	40.9	58	0	10/5
1981	White, Danny	81	40.8	60	0	14/8

Year	Player	SCORING				NFL/ NFC
		TD	PAT	FG	Tot.	Rank
1960	Cone, Fred	0	21	6	39	27
1961	Clarke, Frank	9	0	0	54	22
1962	Baker, Sam	0	50	14	92	6
1963	Baker, Sam	0	38	9	65	14
1964	*VanRaaphorst, Dick	0	28	14	70	13
1965	Villanueva, Danny	0	37	16	85	10
1966	Villanueva, Danny	0	56	17	107	2
1967	Hayes, Bob	11	0	0	66	T16
	Reeves, Dan	11	0	0	66	T16
1968	Clark, Mike	0	54	17	105	2
1969	Clark, Mike	0	43	20	103	2
1970	Clark, Mike	0	35	18	89	12/8
1971	Clark, Mike	0	47	13	86	13/7
1972	Fritsch, Toni	0	36	21	99	7/3
1973	Fritsch, Toni	0	43	18	97	11/7
1974	*Herrera, Efren	0	33	8	57	26/9

*Rookie

Leaders By Years (Cont.)

Year	Player	SCORING (Cont.)				NFL/ NFC Rank
		TD	PAT	FG	Tot.	
1975	Fritsch, Toni	0	38	22	104	3/2
1976	Herrera, Efren	0	34	18	88	6/4
1977	Herrera, Efren	0	39	18	93	3/2
1978	Septien, Rafael	0	46	16	94	5/2
1979	Septien, Rafael	0	40	19	97	8/3
1980	Septien, Rafael	0	59	11	92	13/6
1981	Septien, Rafael	0	40	27	122	1/1

Year	Player	FIELD GOALS				NFL/ NFC Rank
		Att.	Made	Pct.	Long	
1960	Cone, Fred	13	6	.462	45	12
1961	Bielski, Dick	9	6	.667	42	13
1962	Baker, Sam	27	14	.519	53	3
1963	Baker, Sam	20	9	.450	53	12
1964	*VanRaaphorst, Dick	29	14	.483	43	8
1965	Villanueva, Danny	27	16	.593	41	7
1966	Villanueva, Danny	31	17	.548	37	8
1967	Villanueva, Danny	23	9	.391	34	14
1968	Clark, Mike	29	17	.586	50	7
1969	Clark, Mike	36	20	.555	47	5
1970	Clark, Mike	27	18	.667	43	7/4
1971	Clark, Mike	25	13	.520	48	19/9
1972	Fritsch, Toni	36	21	.583	54	18/8
1973	Fritsch, Toni	28	18	.643	37	12/4
1974	*Herrera, Efren	13	8	.615	39	11/5
1975	Fritsch, Toni	35	22	.629	43	14/8
1976	Herrera, Efren	23	18	.783	46	1/1
1977	Herrera, Efren	29	18	.621	52	12/1
1978	Septien, Rafael	26	16	.615	48	17/9
1979	Septien, Rafael	29	19	.655	51	9/4
1980	Septien, Rafael	17	11	.647	52	13/7
1981	Septien, Rafael	35	27	.771	47	4/3

Year	Player	KICKOFF RETURNS					NFL/ NFC Rank
		No.	Yds.	Avg.	Long	TD	
1960	Franckhauser, Tom	26	526	20.2	46	0	19
1961	*Marsh, Amos	26	667	25.7	79	0	13
1962	Marsh, Amos	29	725	25.0	101	1	10
1963	*Stiger, Jim	18	432	24.0	66	0	12
1964	*Renfro, Mel	40	1,017	25.4	65	0	7
1965	Renfro, Mel	21	630	30.0	100	1	4
1966	Renfro, Mel	19	487	25.6	87	1	9
1967	Garrison, Walt	20	366	18.3	36	0	23
1968	Baynham, Craig	23	590	25.7	40	0	7
1969	*Flowers, Richmond	11	283	25.7	30	0	29
1970	*Thomas, Duane	19	416	21.9	33	0	23/10
1971	Harris, Cliff	29	823	28.4	77	0	4/4
1972	Harris, Cliff	26	615	23.7	44	0	23/11
1973	**Montgomery, Mike	6	175	29.2	63	0	DNQ
1974	*Morgan, Dennis	35	823	23.5	43	0	21/11
1975	Pearson, Preston	16	391	24.4	42	0	13/7
1976	*Johnson, Butch	28	693	24.8	74	0	11/5
1977	Johnson, Butch	22	536	24.4	64	0	9/5
1978	Johnson, Butch	29	603	20.8	56	0	27/12
1979	*Springs, Ron	38	780	20.5	70	0	25/12
1980	*Jones, James	32	720	22.5	41	0	11/6
1981	Jones, James	27	517	19.1	33	0	36/17

*Rookie

**Did Not Qualify (Minimum 14 returns required).

Leaders By Years (Cont.)

Year	Player	PUNT RETURNS				Long	TD	NFL/ NFC Rank
		No.	Yds.	Avg.				
1960	Butler, Bill	13	131	10.1	46	0	2	
1961	*Marsh, Amos	14	71	5.1	19	0	14	
1962	Lockett, J. W.	8	45	5.6	17	0	14	
1963	*Stiger, Jim	14	141	10.1	45	0	6	
1964	*Renfro, Mel	32	418	13.1	69	1	3	
1965	Renfro, Mel	24	145	6.0	35	0	9	
1966	Hayes, Bob	17	106	6.2	18	0	7	
1967	Hayes, Bob	24	276	11.5	69	1	2	
1968	Hayes, Bob	15	312	20.8	90	2	1	
1969	Hayes, Bob	18	179	9.9	50	0	3	
1970	Hayes, Bob	15	116	7.7	34	0	20/7	
1971	Harris, Cliff	17	129	7.6	35	0	11/4	
1972	Harris, Cliff	19	78	4.1	21	0	21/11	
1973	*Richards, Golden	21	139	6.6	46	0	23/10	
1974	*Morgan, Dennis	19	287	15.1	98	1	3/2	
1975	Richards, Golden	28	288	10.3	43	1	12/5	
1976	*Johnson, Butch	45	489	10.9	55	0	8/4	
1977	Johnson, Butch	50	423	8.5	38	0	20/7	
1978	Johnson, Butch	51	401	7.9	23	0	18/9	
1979	*Wilson, Steve	35	236	6.8	13	0	20/7	
1980	*Jones, James	54	548	10.1	52	0	5/4	
1981	Jones, James	33	188	5.7	17	0	28/14	

Year	Player	INTERCEPTIONS				Long	TD	NFL/ NFC Rank
		No.	Yds.	Avg.				
1960	Bishop, Don	3	13	4.3	13	0	25	
	Frankhauser, Tom	3	11	3.7	9	0	25	
1961	Bishop, Don	8	172	21.5	57	0	2	
1962	Bishop, Don	6	134	22.3	44	0	9	
1963	Green, Cornell	7	211	30.1	55	0	6	
1964	*Renfro, Mel	7	110	15.7	39	1	4	
1965	Green, Cornell	3	49	16.3	43	0	27	
	Livingston, Warren	3	5	1.7	5	0	27	
	*Logan, Obert	3	5	1.7	3	0	27	
1966	Green, Cornell	4	88	22.0	41	1	21	
1967	Green, Cornell	7	52	7.4	28	0	7	
	Renfro, Mel	7	38	5.4	30	0	9	
1968	Howley, Chuck	6	115	19.2	58	1	11	
1969	Renfro, Mel	10	118	11.8	41	0	1	
1970	*Waters, Charlie	5	45	9.0	20	0	16/9	
1971	Adderley, Herb	6	182	30.3	46	0	9/4	
1972	Waters, Charlie	6	132	22.0	56	1	7/3	
1973	Jordan, Lee Roy	6	78	13.0	31	1	4/2	
1974	Harris, Cliff	3	8	2.7	8	0	42/20	
1975	Jordan, Lee Roy	6	80	13.3	38	0	7/4	
1976	Washington, Mark	4	49	12.3	22	0	24/11	
1977	Harris, Cliff	5	7	1.4	7	0	16/7	
1978	Barnes, Benny	5	72	14.4	38	0	25/14	
1979	Hughes, Randy	2	91	45.5	68	0	93/45	
	Harris, Cliff	2	35	17.5	20	0		
	Barnes, Benny	2	20	10.0	11	0		
	Lewis, D. D.	2	8	4.0	5	0		
	Kyle, Aaron	2	0	0.0	0	0		
1980	Thurman, Dennis	5	114	22.8	78t	1	24/10	
	Waters, Charlie	5	78	15.6	29	0	24/10	
1981	*Walls, Everson	11	133	12.1	33	0	1/1	

*Rookie

Cowboys Individual Records

SCORING

TOTAL POINTS

Career

- 456 Bob Hayes (1965-74), 76 TDs
- 405 Rafael Septien (1978-81), 185 PATs, 73 FGs

Season

- 122 Rafael Septien (1981), 40 PATs, 27 FGs
- 107 Danny Villanueva (1966), 56 PATs, 17 FGs
- 105 Mike Clark (1968), 54 PATs, 17 FGs
- 104 Toni Fritsch (1975), 38 PATs, 22 FGs

Game

- 24 Dan Reeves (11/5/67 vs. Atlanta), 4 TDs
- 24 Bob Hayes (12/20/70 vs. Houston), 4 TDs
- 24 Calvin Hill (9/19/71 @ Buffalo), 4 TDs
- 24 Duane Thomas (12/18/71 vs. St. Louis), 4 TDs

Opponent/Game

- 24 Dick James, @ Washington (12/17/61)
- 24 Harold Jackson, @ Los Angeles (10/14/73)

TOUCHDOWNS

Career

- 76 Bob Hayes (1965-74)
- 51 Frank Clarke (1960-67)
- 47 Tony Dorsett (1977-81)

Season

- 16 Dan Reeves (1966), 8 run, 8 pass
- 14 Frank Clarke (1962), 14 pass

Game

- 4 Dan Reeves (11/5/67 vs. Atlanta), 2 run 2 pass
- 4 Bob Hayes (12/20/70 vs. Houston), 4 pass
- 4 Calvin Hill (9/19/71 @ Buffalo), 4 run
- 4 Duane Thomas (12/18/71 vs. St. Louis), 3 run, 1 pass

Opponent/Game

- 4 Dick James, @ Washington (12/17/61)
- 4 Harold Jackson, @ Los Angeles (10/14/73)

FIELD GOALS MADE

Career

- 73 Rafael Septien (1978-81) 107 attempts
- 69 Mike Clark (1968-71, 1973), 119 attempts
- 66 Toni Fritsch (1971-73, 1975) 107 attempts

Season

- 27 Rafael Septien (1981), 35 attempts
- 22 Toni Fritsch (1975), 35 attempts
- 21 Toni Fritsch (1972), 36 attempts
- 20 Mike Clark (1969), 36 attempts

Game

- 4 Rafael Septien (9/6/81 @ Washington; 9/21/81 @ New England)
- 4 Danny Villanueva (11/24/66 vs. Cleveland)
- 4 Toni Fritsch (11/12/72 vs. St. Louis)
- 4 Toni Fritsch (9/21/75 vs. Los Angeles)

Cowboys Individual Records (Cont.)

Longest Field Goal

54 Toni Fritsch (9/24/72 @ N.Y. Giants)

Opponent/Game

4 Bob Khayat, @ Washington (10/9/60)
4 Tommy Davis, San Francisco (11/20/60)
4 Sam Baker, @ Philadelphia (12/5/65)
4 Fred Cox, @ Minnesota (10/18/70)
4 Jim Bakken, St. Louis (12/18/71)

Opponent/Longest Field Goal

59 Tony Franklin, Philadelphia (11/12/79)

FIELD GOALS ATTEMPTED

Career

119 Mike Clark (1968-71, 1973), 69 FG
107 Toni Fritsch (1971-73, 1975), 66 FG
107 Rafael Septien (1978-81), 73 FG

Season

36 Toni Fritsch (1972), 21 FG
36 Mike Clark (1969), 20 FG

Game

7 Mike Clark (11/24/68 @ Chicago), 2 FG
6 Toni Fritsch (9/21/75 vs. Los Angeles), 4 FG

Opponent/Game

7 Sam Baker, @ Philadelphia (12/5/65), 4 FG

EXTRA POINTS MADE

Career

185 Rafael Septien (1978-81)
180 Mike Clark (1968-71, 1973)

Season

59 Rafael Septien (1980)
56 Danny Villanueva (1966)

Game

8 Rafael Septien (10/12/80 vs. San Francisco) Att. 8
8 Mike Clark (9/15/68 vs. Detroit) Att. 8
8 Danny Villanueva (10/9/66 vs. Philadelphia) Att. 8

Opponent/Game

7 Gerry Perry, @ St. Louis (12/9/62) Att. 7

RUSHING

TOTAL YARDS

Career

6,270 Tony Dorsett (1977-81)
6,217 Don Perkins (1961-68)
5,009 Calvin Hill (1969-74)
4,638 Robert Newhouse (1972-80)

Season

1,646 Tony Dorsett (1981), 4.8 per carry
1,325 Tony Dorsett (1978), 4.6 per carry
1,185 Tony Dorsett (1980), 4.3 per carry
1,142 Calvin Hill (1973), 4.2 per carry
1,107 Tony Dorsett (1979), 4.4 per carry
1,036 Calvin Hill (1972), 4.2 per carry
1,007 Tony Dorsett (1977-rookie), 4.8 per carry

Cowboys Individual Records (Cont.)

Game

- 206 Tony Dorsett (12/4/77 vs. Philadelphia) on 23 carries
- 183 Tony Dorsett (11/9/80 @ N.Y. Giants) on 24 carries
- 175 Tony Dorsett (12/6/81 @ Baltimore) on 30 carries
- 162 Tony Dorsett (9/21/81 @ New England) on 19 carries
- 159 Tony Dorsett (10/18/81 vs. Los Angeles) on 27 carries

Opponent/Game

- 232 Jim Brown, Cleveland (9/22/63)
- 195 Earl Campbell, Houston (11/22/79)
- 194 Wilbert Montgomery, @ Philadelphia
(1/11/81-playoff game)

ATTEMPTS

Career

- 1,500 Don Perkins (1961-68)
- 1,368 Tony Dorsett (1977-81)
- 1,166 Calvin Hill (1969-74)
- 1,151 Robert Newhouse (1972-80)

Season

- 342 Tony Dorsett (1981)
- 290 Tony Dorsett (1978)
- 278 Tony Dorsett (1980)
- 273 Calvin Hill (1973)

Game

- 32 Calvin Hill (11/10/74 vs. San Francisco)
- 31 Calvin Hill (9/16/73 @ Chicago)

Opponent/Game

- 27 Dick James, @ Washington (12/17/61)
- 27 Lydell Mitchell, Baltimore (9/26/76)

TOUCHDOWNS RUSHING

Career

- 42 Don Perkins (1961-68)
- 40 Tony Dorsett (1977-81)
- 39 Calvin Hill (1969-74)
- 30 Robert Newhouse (1972-81)

Season

- 12 Tony Dorsett (1977)
- 11 Tony Dorsett (1980)
- 11 Duane Thomas (1971)

Game

- 4 Calvin Hill (9/19/71 @ Buffalo)

RUSHING AVERAGE

Career

- 4.6 Tony Dorsett (1977-81), 1,368 attempts
- 4.3 Walt Garrison (1966-74), 899 attempts
- 4.3 Calvin Hill (1969-74), 1,166 attempts

Season

- 5.6 Amos Marsh (1962), 144-802
- 5.3 Duane Thomas (1970), 151-803
- 4.8 Tony Dorsett (1981), 342-1,646
- 4.8 Tony Dorsett (1977), 208-1,007

Cowboys Individual Records (Cont.)

Game (10 attempts)

- 12.1 Walt Garrison (12/9/72 vs. Washington), 10-121
- 10.9 Amos Marsh (11/4/62 @ Washington), 10-109
- 10.8 Dan Reeves (12/11/66 vs. Washington), 10-108

Longest Runs

- 84 Tony Dorsett (12/4/77 vs. Philadelphia) TD
- 77 Tony Dorsett (10/9/77 @ St. Louis) TD
- 75 Tony Dorsett (9/21/81 @ New England) TD
- 73 Amos Bullocks (11/18/62 vs. Chicago) TD
- 71 Amos Marsh (10/15/61 vs. N.Y. Giants)

Opponent/Longest Run

- 76 O. J. Anderson, @ St. Louis (9/2/79)

PASSING

TOTAL YARDS

Career

- 22,700 Roger Staubach (1969-79)
- 17,199 Don Meredith (1960-68)
- 10,279 Craig Morton (1965-74)

Season

- 3,586 Roger Staubach (1979)
- 3,287 Danny White (1980)
- 3,190 Roger Staubach (1978)
- 3,098 Danny White (1981)
- 2,805 Don Meredith (1966)

Game

- 460 Don Meredith (11/10/63 @ San Francisco), 30 of 48
- 406 Don Meredith (11/13/66 @ Washington), 21 of 29
- 394 Don Meredith (11/6/66 @ Philadelphia), 14 of 24
- 358 Don Meredith (9/18/66 vs. N.Y. Giants), 14 of 24

Opponent/Game

- 466 Bill Wade, Chicago (11/18/62), 28 of 46
- 411 Sonny Jurgensen, @ Washington (11/28/65)
- 408 David Woodley, Miami (10/25/81)
- 377 Ed Brown, @ Pittsburgh (10/27/63)
- 371 Dan Fouts, San Diego (10/26/80)

PASS ATTEMPTS

Career

- 2,958 Roger Staubach (1969-79)
- 2,308 Don Meredith (1960-68)

Season

- 461 Roger Staubach (1979), 267 completions
- 436 Danny White (1980), 260 completions
- 413 Roger Staubach (1978), 231 completions
- 391 Danny White (1981), 223 completions

Game

- 49 Roger Staubach (10/26/75 @ Philadelphia), 27 completions
- 48 Don Meredith (11/10/63 @ San Francisco), 30 completions

Opponent/Game

- 46 Bill Wade, Chicago (11/18/62)
- 46 Sonny Jurgensen, @ Washington (11/13/66)

Cowboys Individual Records (Cont.)

- 46 Fran Tarkenton (43), Gary Wood (3), @ N.Y. Giants (12/15/68)
- 46 Jim Hart, St. Louis (11/25/76)

PASS COMPLETIONS

Career

- 1,685 Roger Staubach (1969-79)
- 1,170 Don Meredith (1960-68)

Season

- 267 Roger Staubach (1979), 461 attempts
- 260 Danny White (1980), 436 attempts
- 231 Roger Staubach (1978), 413 attempts
- 223 Danny White (1981), 391 attempts
- 210 Roger Staubach (1977), 361 attempts

Game

- 30 Don Meredith (11/10/63 @ San Francisco), 48 attempts
- 27 Roger Staubach (10/26/75 @ Philadelphia), 49 attempts
- 25 Roger Staubach (12/7/75 @ St. Louis), 41 attempts

Opponent/Game

- 28 Bill Wade, Chicago (11/18/62), 46 attempts
- 28 Kent Nix, @ Pittsburgh (10/22/67), 45 attempts

TOUCHDOWN PASSES

Career

- 153 Roger Staubach (1969-79)
- 135 Don Meredith (1960-68)

Season

- 28 Danny White (1980) of 260 completions
- 27 Roger Staubach (1979) of 267 completions
- 25 Roger Staubach (1978) of 231 completions
- 24 Don Meredith (1966) of 177 completions

Game

- 5 Eddie LeBaron (10/21/62 @ Pittsburgh)
- 5 Don Meredith (9/18/66 vs. N.Y. Giants)
- 5 Don Meredith (10/9/66 vs. Philadelphia)
- 5 Don Meredith (9/29/68 @ Philadelphia)
- 5 Craig Morton (10/19/69 vs. Philadelphia)
- 5 Craig Morton (12/20/70 vs. Houston)

Opponent/Game

- 6 Y.A. Tittle, @ N.Y. Giants (12/16/62)

PASSES HAD INTERCEPTED

Career

- 111 Don Meredith (1960-68)
- 109 Roger Staubach (1969-79)

Season

- 25 Eddie LeBaron (1960), 225 attempts
- 25 Danny White (1980), 436 attempts
- 21 Craig Morton (1972), 339 attempts
- 18 Don Meredith (1963), 310 attempts

Game

- 5 Eddie LeBaron (9/30/60 vs. Philadelphia), 29 attempts
- 5 Eddie LeBaron (11/5/61 vs. St. Louis), 33 attempts
- 5 Danny White (11/9/80 @ N.Y. Giants), 23 attempts

Cowboys Individual Records (Cont.)

Opponent/Game

6 Pete Liske, @ Philadelphia (9/26/71), 29 attempts

LOWEST INTERCEPTION RATE (150 or more attempts)

Season

1.9 Roger Staubach (1971), 4 of 211
2.4 Roger Staubach (1979), 11 of 461
2.5 Roger Staubach (1977), 9 of 361
3.0 Roger Staubach (1976), 11 of 369

COMPLETION PER CENT

Career

58.0 Danny White (1976-81), 539 of 930
57.0 Roger Staubach (1969-79), 1,685 of 2,958
52.4 Craig Morton (1965-74), 685 of 1,308
51.9 Eddie LeBaron (1960-63), 359 of 692
50.7 Don Meredith (1960-68), 1,170 of 2,308

Season

62.6 Roger Staubach (1973), 179 of 286
59.7 Roger Staubach (1971), 126 of 211
59.6 Danny White (1980), 260 of 436

Game (12 or more completions)

84.2 Don Meredith (9/15/68 vs. Detroit) 16 of 19
81.2 Eddie LeBaron (9/16/62 vs. Washington) 13 of 16
80.0 Craig Morton (11/22/70 @ Washington) 12 of 15

LONGEST PASS PLAYS

95 Don Meredith to Bob Hayes (12/13/66 vs. Washington) TD
91 Roger Staubach to Tony Dorsett (9/4/78 vs. Baltimore) TD
89 Craig Morton to Bob Hayes (10/25/70 @ Kansas City) TD

Opponent/Longest Pass Play

94 Norm Snead to Rich Houston, @ N.Y. Giants (9/24/72) TD

PASS RECEIVING

TOTAL RECEPTIONS

Career

416 Drew Pearson (1973-81)
365 Bob Hayes (1965-74)
281 Frank Clarke (1960-67)
248 Billy Joe DuPree (1973-81)

Season

65 Frank Clarke (1964), 973 yards
64 Bob Hayes (1966), 1,232 yards
62 Drew Pearson (1974), 1,087 yards

Game

13 Lance Rentzel (11/19/67 vs. Washington), 223 yards
11 Bill Howton (11/25/62 @ Philadelphia), 102 yards
11 Ron Springs (9/21/81 @ New England), 72 yards

Opponent/Game

12 J. R. Wilburn, @ Pittsburgh (10/22/67), 142 yards

TOTAL RECEIVING YARDS

Career

7,295 Bob Hayes (1965-74)
6,895 Drew Pearson (1973-81)

Cowboys Individual Records (Cont.)

5,214	Frank Clarke (1960-67)
3,914	Tony Hill (1977-81)
3,521	Lance Rentzel (1967-70)
3,382	Billy Joe DuPree (1973-81)

Season

1,232	Bob Hayes (1966), 64 receptions
1,087	Drew Pearson (1974), 62 receptions
1,062	Tony Hill (1979), 60 receptions
1,055	Tony Hill (1980), 60 receptions
1,043	Frank Clarke (1962), 47 receptions
1,026	Drew Pearson (1979), 55 receptions
1,009	Lance Rentzel (1968), 54 receptions

Game

246	Bob Hayes (11/13/66 @ Washington), 9 receptions
241	Frank Clarke (9/16/62 vs. Washington), 10 receptions
223	Lance Rentzel (11/19/67 vs. Washington), 13 receptions
213	Tony Hill (11/12/79 vs. Philadelphia), 7 receptions

Opponent/Game

238	Harold Jackson, @ Los Angeles (10/14/73), 7 receptions
-----	--

TOUCHDOWNS RECEIVING

Career

71	Bob Hayes (1965-74)
50	Frank Clarke (1960-67)
40	Drew Pearson (1973-81)
38	Billy Joe DuPree (1973-81)

Season

14	Frank Clarke (1962), 47 receptions
13	Bob Hayes (1966), 64 receptions
12	Lance Rentzel (1969), 43 receptions
12	Bob Hayes (1965), 46 receptions

Game

4	Bob Hayes (12/20/70 vs. Houston)
---	----------------------------------

Opponent/Game

4	Harold Jackson, @ Los Angeles (10/14/73)
---	--

RUSHING - RECEIVING

Career

7,884	Tony Dorsett (1977-81), 6,270 rushing, 1,614 receiving
7,527	Don Perkins (1961-68), 6,217 rushing, 1,310 receiving
7,365	Bob Hayes (1965-74), 7,295 receiving, 70 rushing
7,072	Drew Pearson (1973-81), 6,895 receiving, 177 rushing
6,368	Calvin Hill (1969-74), 5,009 rushing, 1,359 receiving

Season

1,971	Tony Dorsett (1981), 1,646 rushing, 325 receiving
1,703	Tony Dorsett (1978), 1,325 rushing, 378 receiving
1,482	Tony Dorsett (1979), 1,107 rushing, 375 receiving
1,448	Tony Dorsett (1980), 1,185 rushing, 263 receiving
1,432	Calvin Hill (1973), 1,142 rushing, 290 receiving

Game

254	Tony Dorsett (9/4/78 vs. Baltimore), 147 rushing, 107 receiving
246	Bob Hayes (11/13/66 @ Washington), 246 receiving

Cowboys Individual Records (Cont.)

241	Frank Clarke (9/16/62 vs. Washington), 241 receiving
230	Tony Dorsett (12/4/77 vs. Philadelphia), 206 rushing, 24 receiving

COMBINED YARDAGE

Career

8,596	Bob Hayes (1965-74)
7,978	Don Perkins (1961-68)
7,884	Tony Dorsett (1977-81)
7,142	Drew Pearson (1973-81)
6,493	Calvin Hill (1969-74)
6,493	Walt Garrison (1966-74)
6,017	Robert Newhouse (1972-80)

Season

1,998	Amos Marsh (1962), 729 return yards
1,971	Tony Dorsett (1981), no return yards
1,703	Tony Dorsett (1978), no return yards
1,598	Bob Hayes (1965), 603 return yards
1,564	Don Perkins (1961), 451 return yards

Game

285	Bob Hayes (12/24/67 vs. Cleveland-Playoff Game) 5/144 receiving, 3/141 punt returns
285	Calvin Hill (11/16/69 @ Washington) 3/100 kickoff return, 27/150 rushing, 2/35 receiving

PUNTING

TOTAL PUNTS

Career

454	Danny White (1976-81)
247	Ron Widby (1968-71)
192	Danny Villanueva (1965-67)

Season

81	Danny White (1981), 40.8 average
80	Danny White (1977), 39.6 average
76	Danny White (1978), 40.5 average
76	Danny White (1979), 41.7 average

Game

10	Sam Baker (10/13/63 vs. Detroit) 50.3 average
10	Danny White (11/15/76 vs. Buffalo) 39.9 average

AVERAGE YARDS

Career

45.1	Sam Baker (1962-63)
------	---------------------

Season

45.4	Sam Baker (1962), 57 punts
44.2	Sam Baker (1963), 71 punts
43.3	Ron Widby (1969), 63 punts

Game (4 or more punts)

53.4	Ron Widby (11/3/68 @ New Orleans)
53.0	Marv Bateman (11/4/73 vs. Cincinnati)

LONGEST PUNT

84	Ron Widby (11/3/68 @ New Orleans)
----	-----------------------------------

Cowboys Individual Records (Cont.)

PUNT RETURNS

TOTAL RETURNS

Career

- 146 Butch Johnson (1976-80)
- 109 Mel Renfro (1964-77)
- 104 Bob Hayes (1965-74)

Season

- 54 James Jones (1980), 10.1 average
- 51 Butch Johnson (1978), 7.9 average
- 50 Butch Johnson (1977), 8.5 average

Game

- 9 Butch Johnson (11/15/76 vs. Buffalo)

PUNT RETURN YARDAGE

Career

- 1,313 Butch Johnson (1976-80)
- 1,158 Bob Hayes (1965-74)

Season

- 548 James Jones (1980), 10.1 average
- 489 Butch Johnson (1976), 10.9 average
- 423 Butch Johnson (1977), 8.5 average

Game

- 141 Bob Hayes (12/24/67 vs. Cleveland-playoff game),
3 returns
- 122 Bob Hayes (12//8/68 vs. Pittsburgh), 3 returns

Longest Punt Return

- 98 Dennis Morgan (10/13/74 vs. St. Louis)
- 90 Bob Hayes (12/6/68 vs. Pittsburgh)

AVERAGE YARDS

Career

- 11.1 Bob Hayes (1965-74), 104 returns
- 9.0 Butch Johnson (1976-80), 146 returns
- 8.5 James Jones (1980-81), 87 returns

Season (14 or more returns)

- 20.8 Bob Hayes (1968), 15 returns
- 15.1 Dennis Morgan (1974), 19 returns
- 13.1 Mel Renfro (1964), 32 returns

Game

- 47.0 Bob Hayes (12/24/67 vs. Cleveland-playoff game),
3 for 141 yards

FAIR CATCHES

Career

- 38 Mel Renfro (1964-77)
- 38 Butch Johnson (1976-80)
- 35 Golden Richards (1973-78)

Season

- 18 Golden Richards (1973)
- 16 Cliff Harris (1972)
- 15 Butch Johnson (1977)

Game

- 4 Golden Richards (11/16/75 @ New England)
- 4 Golden Richards (11/17/74 @ Washington)

Cowboys Individual Records (Cont.)

- 4 Lance Rentzel (12/21/68 vs. Cleveland-playoff game)
- 4 Cliff Harris (12/23/72 @ San Francisco-playoff game)

KICKOFF RETURNS

TOTAL RETURNS

Career

- 85 Mel Renfro (1964-77)
- 79 Butch Johnson (1976-80)

Season

- 40 Mel Renfro (1964), 25.4 average
- 38 Ron Springs (1979), 20.5 average
- 35 Dennis Morgan (1974), 23.5 average

Game

- 8 Mel Renfro (10/29/64 vs. Green Bay), 156 yards

KICKOFF RETURN YARDAGE

Career

- 2,246 Mel Renfro (1964-77)
- 1,832 Butch Johnson (1976-80)

Season

- 1,017 Mel Renfro (1964), 25.4 average
- 823 Cliff Harris (1971), 28.4 average
- 823 Dennis Morgan (1974), 23.5 average

Game

- 168 Mel Renfro (11/22/64 @ Washington), 4 returns
- 157 Amos Marsh (10/14/62 vs. Philadelphia), 4 returns

Longest Kickoff Return

- 101 Amos Marsh (10/14/62 vs. Philadelphia)
- 101 Ike Thomas (12/4/71 vs. N.Y. Jets)
- 100 Mark Washington (11/22/70 @ Washington)
- 100 Mel Renfro (11/7/65 vs. San Francisco)

AVERAGE YARDS

Career

- 26.4 Mel Renfro (1964-77), 85 returns
- 25.7 Cliff Harris (1970-79), 63 returns

Season

- 30.0 Mel Renfro (1965), 21 returns
- 28.4 Cliff Harris (1971), 29 returns

Game (4 or more)

- 42.0 Mel Renfro (11/22/64 @ Washington) 4 for 168 yards

INTERCEPTIONS

TOTAL INTERCEPTIONS

Career

- 52 Mel Renfro (1964-77)
- 41 Charlie Waters (1970-78, 1981)
- 34 Cornell Green (1962-74)
- 32 Lee Roy Jordan (1963-76)

Season

- 11 Everson Walls (1981), 133 yards
- 10 Mel Renfro (1969), 118 yards
- 8 Don Bishop (1961), 172 yards

Cowboys Individual Records (Cont.)

Game

- 3 Herb Adderley (9/26/71 @ Philadelphia), 102 yards
- 3 Lee Roy Jordan (11/4/73 vs. Cincinnati), 49 yards
- 3 Dennis Thurman (12/13/81 vs. Philadelphia), 37 yards

INTERCEPTION YARDAGE

Career

- 626 Mel Renfro (1964-77)
- 584 Charlie Waters (1970-78, 1980-81)
- 552 Cornell Green (1962-74)

Season

- 211 Cornell Green (1963), 7 for 30.1 average
- 182 Herb Adderley (1971), 6 for 30.3 average

Game

- 121 Mike Gaechter (11/3/63 vs. Washington) on 2 int.

Longest Interception Return

- 100 Mike Gaechter (10/14/62 vs. Philadelphia)
- 96 Dennis Thurman (9/6/81 @ Washington)
- 90 Mel Renfro (10/4/65 @ St. Louis)

TOUCHDOWN INTERCEPTIONS

Career

- 3 Mel Renfro (1964-77)
- 3 Lee Roy Jordan (1963-76)
- 3 Larry Cole (1968-80)

Cowboys Team Records

1960: 12 games; 1961-77: 14 games; 1978-81: 16 games

MOST POINTS SCORED

- Season
- 454 1980
- 445 1966**

Game

- 59 9/15/68 vs. Detroit
- 59 10/12/80 vs. San Francisco

FEWEST POINTS SCORED

- Season
- 177 1960
- 236 1961**
- 371 1979*

Game

- 0 11/16/70 vs. St. Louis

OPPONENT/MOST POINTS SCORED

- Season
- 402 1962

Game

- 54 10/18/70 @ Minnesota

OPPONENT/FEWEST POINTS SCORED

- Season
- 186 1968
- 208 1978*

Game

- 0 9 times, last 9/4/78 vs. Baltimore

MOST POINTS, BOTH TEAMS

- Game
- 86 9/19/71 @ Buffalo, (Dallas 49, Buffalo 37)
- 77 12/12/77 @ San Fran., (Dallas 42, San Fran. 35)

*16-game record;

FEWEST POINTS, BOTH TEAMS

- Game
- 8 12/12/70 @ Cleveland, (Dallas 6, Cleveland 2)

MOST DECISIVE WIN

- Game
- 49 10/9/66 vs. Philadelphia, (Dallas 56, Philadelphia 7)
- 46 9/15/68 vs. Detroit, (Dallas 59, Detroit 13)
- 45 9/18/66 vs. N.Y. Giants, (Dallas 52, Giants 7)
- 45 10/12/80 vs. San Fran., (Dallas 59, San Fran. 14)

MOST DECISIVE LOSS

- Game
- 41 10/16/60 vs. Cleveland, (Cleveland 48, Dallas 7)
- 41 10/18/70 @ Minnesota, (Minnesota 54, Dallas 13)

MOST TOUCHDOWNS SCORED

- Season
- 60 1980
- 56 1966**
- Game
- 8 10/9/66 vs. Philadelphia
- 8 9/15/68 vs. Detroit
- 8 10/12/80 vs. San Francisco

FEWEST TOUCHDOWNS SCORED

- Season
- 23 1960
- 29 1961**

**14-game record

Cowboys Team Records (Cont.)

OPPONENT/MOST TDS SCORED

Season
52 1962

Game
7 12/9/62 @ St. Louis

OPPONENT/FEWEST TDS SCORED

Season
22 1973

MOST TOUCHDOWNS BY:

RUSHING

Season
26 1980
25 1971**

Game
5 9/19/71 @ Buffalo

PASSING

Season
31 1962

Game
5 5 times, last 12/20/70
vs. Houston

INTERCEPTIONS

Season
3 1966, 67, 68, 75

Game
1 24 times, last 11/23/80
vs. Washington

KO RETURNS

Season
2 1971

PUNT RETURN

Season
2 1968

FEWEST TOUCHDOWNS BY:

RUSHING

Season
6 1961
6 1962**

PASSING

10 1964

OPPONENT/MOST TOUCHDOWNS BY:

RUSHING

Season
24 1960

Game
5 4 times, last 10/10/65
vs. Philadelphia

PASSING

Season
33 1962

Game
5 10/30/60 vs. Baltimore
5 11/2/69 @ Cleveland

INTERCEPTIONS

Season
6 1961

KO RETURN

Season
3 1966

PUNT RETURNS

Game
1 6 times, last 10/23/77 @
Philadelphia

OPPONENT/FEWEST TDS BY:

RUSHING

Season
2 1968
3 1969
13 1978*

PASSING

Season
10 1970
11 1978*

MOST PATS SCORED

Season
59 1980
56 1966**

Game
8 9/15/68 vs. Detroit
8 10/12/80 vs. San Fran.

OPPONENT/MOST PATS SCORED

Season
49 1962

Game
7 12/9/62 @ St. Louis

MOST FGS SCORED

Season
27 1981
22 1975**

Game
4 11/24/66 vs. Cleveland
4 11/12/72 vs. St. Louis
4 9/21/75 vs. Los Angeles
4 9/6/81 @ Washington
4 9/21/81 @ New England

SCORE BY QUARTERS

1ST QUARTER

28 10/19/69 vs. Philadelphia
28 12/4/71 vs. N.Y. Jets

2ND QUARTER

24 9/18/66 vs. N.Y. Giants
24 10/30/66 vs. Pittsburgh
24 9/15/68 vs. Detroit
24 10/24/71 vs. New England
24 10/12/80 vs. San Francisco

3RD QUARTER

21 10/30/66 vs. Pittsburgh
21 9/24/73 vs. New Orleans
21 12/7/74 vs. Cleveland
21 9/28/75 vs. St. Louis
21 10/26/80 vs. San Diego

4TH QUARTER

21 12/19/65 @ N.Y. Giants
21 9/15/68 vs. Detroit
21 10/6/75 @ Detroit
21 10/21/73 vs. N.Y. Giants
21 11/27/80 vs. Seattle

SCORE BY HALVES

1ST HALF

42 10/19/69 vs. Philadelphia

2ND HALF

31 9/29/68 @ Philadelphia
31 11/17/68 @ Washington

OPPONENT/SCORE BY QUARTERS

1ST QUARTER

21 12/3/60 vs. Cleveland
21 10/11/81 @ San Francisco

2ND QUARTER

28 12/16/62 @ N.Y. Giants

3RD QUARTER

21 12/17/61 @ Washington

*16-game record;

**14-game record

Cowboys Team Records (Cont.)

4TH QUARTER

21	12/9/62 @ St. Louis
21	11/28/65 @ Washington
21	11/16/70 vs. St. Louis
21	11/5/72 @ San Diego

OPPONENT/SCORE BY HALVES

1ST HALF	35	12/16/62 @ N.Y. Giants
----------	----	------------------------

2ND HALF	38	12/9/62 @ St. Louis
----------	----	---------------------

SCORE BY QUARTERS, BOTH TEAMS

1ST QUARTER	35	10/19/69 vs. Philadelphia
-------------	----	---------------------------

2ND QUARTER	38	11/10/75 vs. Kansas City
-------------	----	--------------------------

3RD QUARTER	35	9/28/75 vs. St. Louis
-------------	----	-----------------------

4TH QUARTER	35	10/21/73 vs. N.Y. Giants
-------------	----	--------------------------

SCORE BY HALVES, BOTH TEAMS

1ST HALF	59	12/16/62 @ N.Y. Giants
----------	----	------------------------

2ND HALF	52	9/28/75 vs. St. Louis
----------	----	-----------------------

FIRST DOWNS

MOST FIRST DOWNS

Season	342	1978
	297	1968**

Game	32	10/9/66 vs. Philadelphia
	32	9/10/78 @ N.Y. Giants
	32	11/12/78 @ Green Bay

FEWEST FIRST DOWNS

Season	180	1960
	211	1965**
	337	1980*

Game	8	10/16/60 vs. Cleveland
	8	11/12/61 @ Pittsburgh
	8	12/10/61 @ St. Louis
	8	11/29/64 vs. Green Bay
	8	11/1/70 vs. Philadelphia

OPPONENT/MOST FIRST DOWNS

Season	296	1980
	274	1962**

Game	29	10/22/67 @ Pittsburgh
------	----	-----------------------

OPPONENT/FEWEST FIRST DOWNS

Season	199	1974
--------	-----	------

Game	5	11/6/66 @ Philadelphia
	5	10/20/74 vs. Philadelphia

MOST FIRST DOWNS, BOTH TEAMS

	633	1980
	522	1975**

Game	55	10/1/67 vs. Los Angeles
------	----	-------------------------

MOST FIRST DOWNS BY:

RUSHING		
Season	147	1974

Game	19	12/6/81 @ Baltimore
------	----	---------------------

PASSING		
Season	195	1979
	144	1971**

Game	23	11/10/63 @ San Francisco
------	----	--------------------------

PENALTY		
Season	29	1978
	24	1966**

Game	5	12/11/60 @ Detroit
	5	12/10/67 vs. Philadelphia
	5	11/3/74 vs. St. Louis
	5	10/18/81 vs. Los Angeles

FEWEST FIRST DOWNS BY:

RUSHING		
Season	57	1960
	87	1965**

Game	0	11/16/70 vs. St. Louis
------	---	------------------------

PASSING		
Season	95	1970

Game	3	8 times, last 9/23/74 @ Philadelphia
------	---	--------------------------------------

PENALTY		
Season	9	1961
	9	1962**
	9	1971**

OPPONENT/MOST FIRST DOWNS BY:

RUSHING		
Season	122	1961

Game	15	12/3/61 vs. Cleveland
	15	9/23/62 vs. Pittsburgh

PASSING		
Season	166	1962

Game	21	11/18/62 vs. Chicago
------	----	----------------------

PENALTY		
Season	28	1980
	27	1967*

Game	5	11/21/65 vs. Cleveland
	5	12/7/74 vs. Cleveland

OPPONENT/FEWEST FIRST DOWNS BY:

RUSHING		
Season	52	1969
	83	1978**

PASSING		
Season	94	1977
	128	1978*

PENALTY		
Season	10	1969
	18	1981*

*16-game record;

**14-game record

Cowboys Team Records (Cont.)

TOTAL YARDS	
MOST NET YARDS GAINED	
Season	
5,968	1979
5,145	1966**
Game	
652	10/6/66 vs. Philadelphia
583	9/4/78 vs. Baltimore
578	9/30/73 vs. St. Louis
FEWEST NET YARDS GAINED	
3,153	1960
3,704	1964**
5,468	1980*
Game	
126	12/10/61 @ St. Louis
OPPONENT/MOST NET YARDS GAINED	
Season	
5,419	1981
5,325	1963**
Game	
529	10/25/81 vs. Miami
527	12/9/62 @ St. Louis
OPPONENT/FEWEST NET YDS. GAINED	
Season	
3,213	1977
4,009	1978**
Game	
63	10/24/65 @ Green Bay
80	12/10/67 vs. Philadelphia
MOST NET YARDS, BOTH TEAMS	
Season	
11,299	1981
10,096	1962**
Game	
995	10/25/81 vs. Miami
926	11/10/63 @ San Francisco
RUSHING	
MOST YARDS RUSHING	
Season	
2,783	1978
2,458	1974**
Game	
354	12/6/81 @ Baltimore
FEWEST YARDS RUSHING	
Season	
1,049	1960
1,608	1965**
Game	
41	11/7/65 vs. San Francisco
OPPONENT/MOST YARDS RUSHING	
Season	
2,242	1960
2,115	1979*
Game	
289	10/22/61 vs. Philadelphia
OPPONENT/FEWEST YARDS RUSHING	
Season	
1,050	1969
1,721	1978*
Game	
7	10/30/66 vs. Pittsburgh
MOST YARDS RUSHING, BOTH TEAMS	
Season	
5,760	1981
4,131	1975**

*16-game record;

Game	
510	12/6/81 @ Baltimore
466	10/22/61 vs. Philadelphia
MOST ATTEMPTS RUSHING	
Season	
630	1981
571	1975**
Game	
66	12/6/81 @ Baltimore
FEWEST RUSHING ATTEMPTS	
Season	
311	1960
416	1961**
578	1979*
Game	
16	11/7/65 vs. San Francisco
OPPONENT/MOST ATMPTS. RUSHING	
Game	
54	10/11/70 vs. Atlanta
PASSING	
MOST NET YARDS PASSING	
Season	
3,176	1978
3,026	1968**
Game	
440	10/9/66 vs. Philadelphia
FEWEST NET YARDS PASSING	
Season	
2,013	1964
3,104	1980*
Game	
-10	10/24/65 @ Green Bay
OPPONENT/MOST NET YDS. PASSING	
Season	
3,674	1964
3,370	1981*
Game	
437	11/18/62 vs. Chicago
OPPONENT/FEWEST NET YDS. PASS.	
Season	
1,562	1977
2,288	1980*
Game	
-1	10/24/65 @ Green Bay
-1	12/21/75 @ N.Y. Jets
MOST GROSS YARDS PASSING	
Season	
3,883	1979
3,331	1966**
Game	
460	11/10/63 @ San Francisco
FEWEST GROSS YARDS PASSING	
Season	
2,388	1960
2,445	1970**
3,356	1980*
Game	
42	10/24/65 @ Green Bay
OPPONENT/MOST GROSS YDS. PASS.	
Season	
3,904	1962
3,717	1981*
Game	
466	11/18/62 vs. Chicago

**14-game record

Cowboys Team Records (Cont.)

OPPONENT/FEWEST GROSS YDS. PASS.

Season	1,991 1977
	2,730 1978*
Game	-15 12/21/75 @ N.Y. Jets

MOST PASS ATTEMPTS

Season	503 1979
	442 1961**
Game	50 10/26/75 @ Philadelphia

FEWEST PASS ATTEMPTS

Season	297 1970
	439 1981*
Game	11 10/21/73 vs. N.Y. Giants
	11 10/11/70 vs. Atlanta

OPPONENT/MOST PASS ATTEMPTS

Season	511 1981
	482 1967**
Game	49 9/6/81 @ Washington

OPPONENT/FEWEST PASS ATTEMPTS

Season	293 1960
	326 1961**
	432 1978*
Game	10 10/3/71 vs. Washington
	10 11/22/73 vs. Miami

MOST PASS COMPLETIONS

Season	251 1978
	222 1976**
Game	27 10/31/71 @ Chicago

FEWEST PASS COMPLETIONS

Season	149 1970
	251 1978*
Game	4 10/11/70 vs. Atlanta

OPPONENT/MOST PASS COMPLETIONS

Season	260 1967
	236 1981*
Game	28 11/18/62 vs. Chicago

OPPONENT/FEWEST PASS COMPLNS.

Season	146 1960
	154 1977**
	202 1978*
Game	2 12/21/75 @ N.Y. Jets

DEFENSE, MOST QB SACKS

Season	60 1966
	58 1978*
Game	11 10/6/75 @ Detroit
	10 10/27/69 vs. N.Y. Giants

*16-game record;

OPPONENT/DFNS., MOST QB SACKS

Season	68 1964
Game	9 10/24/65 @ Green Bay

INTERCEPTIONS

MOST PASSES INTERCEPTED

Season	37 1981
	29 1967**
Game	7 9/30/60 vs. Philadelphia
	7 9/26/71 @ Philadelphia

FEWEST PASSES INTERCEPTED

Season	13 1974, 79
--------	-------------

OPPONENT/MOST PASSES INTER.

Season	33 1960
Game	5 11/5/61 vs. St. Louis
	5 11/9/80 @ N.Y. Giants

OPPONENT/FEWEST PASSES INTER.

Season	10 1977
	13 1979*

PENALTIES

MOST PENALTIES

Season	107 1980
	106 1977**
Game	15 10/18/81 vs. Los Angeles
	14 11/6/77 @ N.Y. Giants
	14 9/9/79 @ San Francisco

FEWEST PENALTIES

Season	47 1961
	96 1978**
Game	0 12/10/61 @ St. Louis
	0 11/23/80 vs. Washington

OPPONENT/MOST PENALTIES

Season	106 1980
	78 1977**
Game	11 11/1/64 @ Chicago
	11 10/9/77 @ St. Louis
	11 11/23/78 vs. Washington
	11 9/13/81 vs. St. Louis
	11 12/6/81 @ Baltimore

OPPONENT/FEWEST PENALTIES

Season	38 1961
	70 1979*
Game	0 10/21/62 @ Pittsburgh
	0 12/5/65 @ Philadelphia

MOST YARDS PENALIZED

Season	952 1964, 71
Game	161 11/2/70 @ Washington
	159 10/13/68 vs. Philadelphia

**14-game record

Cowboys Team Records (Cont.)

FEWEST YARDS PENALIZED

Season	
427	1961
704	1978*
Game	
0	12/5/65 @ Philadelphia
0	10/21/62 @ Pittsburgh

OPPONENT/MOST YARDS PENALIZED

Season	
989	1980
781	1964**
Game	
166	10/9/77 @ St. Louis
149	11/6/60 vs. Los Angeles

BOTH TEAMS, FEWEST YDS. PENAL.

Season	
789	1961
Game	
10	12/10/61 @ St. Louis

PUNTING

MOST PUNTS

Season	
83	1977, 81
Game	
10	11/15/76 vs. Buffalo
10	10/13/63 vs. Detroit

OPPONENT/MOST PUNTS

Season	
108	1978
103	1977**
Game	
11	9/30/62 @ Los Angeles
11	9/15/74 @ Atlanta
11	11/15/76 vs. Buffalo

HIGHEST AVERAGE

Season	
45.4	1962
Game	
53.4	11/3/68 vs. New Orleans (4)

OPPONENT/HIGHEST AVERAGE

Season	
45.5	1961
Game	
54.3	10/17/65 @ Cleveland (6)

PUNT RETURNS

MOST PUNT RETURNS

63	1978
62	1974**
Game	
9	11/15/76 vs. Buffalo

MOST PUNT RETURN YARDS

Season	
573	1974
556	1980*
Game	
122	12/8/68 vs. Pittsburgh

OPPONENT/MOST PUNT RETURNS

Season	
43	1970
40	1978*

*16-game record;

Game	
7	10/13/63 vs. Detroit
7	12/13/75 vs. Washington

OPPONENT/MOST PUNT RETURN YDS.

Season	
343	1974
311	1978*
Game	
109	11/16/70 vs. St. Louis

KICKOFF RETURN

MOST KICKOFF RETURNS

Season	
68	1979
66	1960
Game	
9	10/18/70 @ Minnesota

MOST KICKOFF RETURN YARDS

Season	
1,376	1971
1,322	1979*
Game	
260	11/7/65 vs. San Francisco

OPPONENT/MOST KICKOFF RETURNS

Season	
78	1966
73	1978, 80*
Game	
10	9/15/68 vs. Detroit

OPPONENT/MOST KICKOFF RET. YDS.

Season	
1,709	1978
1,699	1966**
Game	
261	11/6/66 @ Philadelphia

FUMBLES

MOST FUMBLES

Season	
46	1961
45	1981*
Game	
7	10/11/71 vs. N.Y. Giants

MOST FUMBLES LOST

Season	
21	1961, 71, 79
Game	
5	11/13/68 @ New Orleans
5	10/11/71 vs. N.Y. Giants
5	11/10/75 vs. Kansas City

OPPONENT/MOST FUMBLES

Season	
44	1973
43	1981*
Game	
7	11/28/65 @ Washington
7	11/10/75 vs. Kansas City

OPPONENT/MOST FUMBLES LOST

Season	
25	1971
20	1980*
Game	
5	10/11/71 vs. N.Y. Giants
5	9/16/73 @ Chicago
5	10/12/80 vs. San Francisco

**14-game record

Miscellaneous Records

INDIVIDUAL

MOST CONSECUTIVE PASSES COMPLETED

- 12 Roger Staubach (last 11 vs. Baltimore, Sept. 4, 1978, and first one vs. N.Y. Giants, Sept. 10, 1978).

MOST CONSECUTIVE PASSES WITHOUT INTERCEPTION

- 166 Don Meredith (began vs. Philadelphia, Dec. 5, 1965, ended vs. St. Louis, Oct. 16, 1966).

MOST CONSECUTIVE GAMES RUSH FOR TD

- 6 Tony Dorsett in 1977.

MOST CONSECUTIVE GAMES CATCH TD PASS

- 7 Frank Clarke (final game of 1961 season, first six games in '62).
7 Bob Hayes (final three games of 1965 season, first four games in 1966).

MOST CONSECUTIVE GAMES INTERCEPT PASS

- 5 Don Bishop in 1961.

MOST CONSECUTIVE PATS

- 99 Mike Clark (last 17 in 1969, all 35 in 1970 and all 47 in 1971).

MOST CONSECUTIVE GAMES AT LEAST ONE PASS CATCH

- 58 Drew Pearson (final three games of 1974 season, all of 1975, 1976 and 1977, first 13 games of 1978; ended vs. New England, Dec. 3, 1978).

MOST CONSECUTIVE FG

- 9 Rafael Septien (began vs. New England, Sept. 21, 1981, ended vs. Miami, Oct. 25, 1981)

MOST CONSECUTIVE GAMES KICK FG

- 10 Mike Clark (final nine games of 1969 season, first game in 1970).

- 10 Toni Fritsch, twice (final seven games of 1972 season, first three games in 1973; first 10 games in 1975).

MOST SEASONS PLAYED

- 14 Bob Lilly (1961-74)
Lee Roy Jordan (1963-76)
13 Cornell Green (1962-74)
Dave Edwards (1963-75)
D. D. Lewis (1968, 1970-81)

MOST CONSECUTIVE GAMES PLAYED

- 196 Bob Lilly (from 1961 through 1974).
168 Cornell Green (1962-74)
134 Billy Joe DuPree (1973-81)

MOST UNASSISTED TACKLES IN A GAME

- 14 Lee Roy Jordan vs. Philadelphia, Oct. 28, 1973.

MOST ASSISTED TACKLES IN A GAME

- 15 Jerry Tubbs vs. Chicago, Nov. 27, 1960.

MOST TACKLES COMBINED IN A GAME

- 21 Lee Roy Jordan vs. Philadelphia, Sept. 26, 1971.

TEAM

MOST CONSECUTIVE GAMES INTERCEPT PASS

- 28 Every game in 1962 and 1963.

MOST CONSECUTIVE PATS

- 162 1969, 1970, 1971, 1972, 1973.

MOST CONSECUTIVE GAMES WITHOUT LOSING FUMBLE

- 3 1973, 1974, 1975, 1976 and 1977.

PAT Record

21 of 23 in 1960 — last 17 straight.	37 of 38 in 1974 — first 4, last 33.
29 of 29 in 1961 — all 29.	38 of 40 in 1975 — last 34.
50 of 51 in 1962 — first 33, last 17.	34 of 34 in 1976 — all 34.
38 of 40 in 1963 — first 32.	39 of 41 in 1977 — first 14, last 16.
28 of 30 in 1964 — last 23.	46 of 48 in 1978 — first 8, last one.
37 of 38 in 1965 — last 24.	40 of 45 in 1979 — first one, last 26.
56 of 56 in 1966 — all 56.	59 of 60 in 1980 — first 52, last 7.
41 of 44 in 1967 — first 8, last 1.	40 of 40 in 1980 — all 40
54 of 54 in 1968 — all 54.	
43 of 44 in 1969 — first 26, last 17.	
35 of 35 in 1970 — all 35.	
50 of 50 in 1971 — all 50.	
36 of 36 in 1972 — all 36.	
45 of 46 in 1973 — first 24, last 21.	

Cowboys Big Days

RUSHING

(includes all 100-yard days)



DORSETT



HILL



THOMAS



PERKINS

- 206—Tony Dorsett vs. Philadelphia, Dec. 4, 1977 (23 carries).
- 183—Tony Dorsett @ N.Y. Giants, Nov. 9, 1980 (24 carries).
- 175—Tony Dorsett @ Baltimore, Dec. 6, 1981 (30 carries).
- 162—Tony Dorsett @ New England, Sept. 21, 1981 (19 carries).
- *160—Tony Dorsett vs. Los Angeles, Dec. 28, 1980 (22 carries).
- 159—Tony Dorsett vs. Los Angeles, Oct. 18, 1981 (27 carries).
- 154—Tony Dorsett vs. St. Louis, Sept. 24, 1978 (21 carries).
- 153—Calvin Hill vs. San Francisco, Nov. 10, 1974 (32 carries).
- 152—Tony Dorsett vs. New Orleans, Nov. 19, 1978 (25 carries).
- 150—Calvin Hill @ Washington, Nov. 16, 1969 (27 carries).
- 149—Tony Dorsett @ Green Bay, Nov. 12, 1978 (23 carries).
- 147—Tony Dorsett vs. Baltimore, Sept. 4, 1978 (15 carries).
- 145—Tony Dorsett @ Minnesota, Oct. 7, 1979 (21 carries).
- *143—Duane Thomas vs. San Francisco, Jan. 3, 1971 (27 carries).
- 141—Tony Dorsett @ St. Louis, Oct. 9, 1977 (14 carries).
- 140—Calvin Hill vs. Philadelphia, Oct. 20, 1974 (26 carries).
- 138—Calvin Hill @ New Orleans, Sept. 28, 1969 (23 carries).
- 137—Don Perkins vs. St. Louis, Oct. 28, 1962 (24 carries).
- 137—Don Perkins vs. N. Y. Giants, Oct. 11, 1964 (17 carries).
- *135—Duane Thomas vs. Detroit, Dec. 26, 1970 (30 carries).
- 134—Duane Thomas @ Kansas City, Oct. 25, 1970 (20 carries).
- 133—Don Perkins @ Green Bay, Oct. 24, 1965 (22 carries).
- 132—Tony Dorsett @ Washington, Sept. 6, 1981 (20 carries).
- 130—Calvin Hill @ Chicago, Sept. 16, 1973 (31 carries).
- 129—Tony Dorsett vs. St. Louis, Sept. 13, 1981 (16 carries).
- 125—Calvin Hill @ San Francisco, Dec. 23, 1972 (18 carries).
- 124—Robert Newhouse @ St. Louis, Dec. 16, 1973 (19 carries).
- 123—Don Perkins vs. Cleveland, Dec. 3, 1961 (20 carries).
- 123—Duane Thomas vs. Washington, Dec. 6, 1970 (19 carries).
- 123—Calvin Hill vs. N. Y. Giants, Oct. 21, 1973 (23 carries).
- 122—Tony Dorsett vs. Miami, Oct. 25, 1981 (24 carries).
- 122—Scott Laidlaw vs. Washington, Nov. 23, 1978 (16 carries).
- 122—Tony Dorsett vs. St. Louis, Nov. 16, 1980 (26 carries).
- 121—Walt Garrison vs. Washington, Dec. 9, 1972 (10 carries).
- 121—Tony Dorsett @ N.Y. Jets, Dec. 17, 1978 (29 carries).
- 120—Robert Newhouse @ Seattle, Oct. 3, 1976 (19 carries).
- 120—Calvin Hill @ St. Louis, Dec. 3, 1972 (26 carries).
- 119—Tony Dorsett vs. Cincinnati, Sept. 30, 1979 (20 carries).
- 117—Tony Dorsett vs. Buffalo, Nov. 9, 1981 (28 carries).
- 117—Amos Marsh vs. Cleveland, Dec. 2, 1962 (17 carries).
- 117—Calvin Hill @ Philadelphia, Sept. 20, 1970 (25 carries).
- 117—Calvin Hill vs. Atlanta, Oct. 11, 1970 (29 carries).
- 115—Tony Dorsett vs. Washington, Nov. 22, 1981 (23 carries).
- 115—Duane Thomas vs. Houston, Dec. 20, 1970 (17 carries).
- 114—Dan Reeves @ Cleveland, Sept. 17, 1967 (18 carries).
- 112—Duane Thomas vs. N. Y. Jets, Dec. 4, 1971 (14 carries).
- 111—Don Perkins vs. Cleveland, Nov. 24, 1966 (23 carries).
- 111—Don Perkins vs. Atlanta, Nov. 5, 1967 (21 carries).
- 111—Calvin Hill vs. Washington, Dec. 9, 1972 (24 carries).
- 111—Tony Dorsett @ N.Y. Giants, Oct. 10, 1978 (24 carries).
- 111—Tony Dorsett vs. St. Louis, Sept. 21, 1979 (20 carries).
- 110—Calvin Hill vs. Washington, Dec. 9, 1973 (27 carries).
- 109—Amos Marsh @ Washington, Nov. 4, 1962 (10 carries).
- 109—Don Perkins @ Washington, Sept. 29, 1963 (25 carries).
- 109—Calvin Hill vs. New Orleans, Nov. 9, 1969 (13 carries).
- 108—Don Perkins vs. Minnesota, Sept. 24, 1961 (17 carries).
- 108—Don Perkins @ Pittsburgh, Oct. 21, 1962 (20 carries).
- 108—Dan Reeves vs. Washington, Dec. 11, 1966 (10 carries).
- *108—Don Perkins vs. Green Bay, Jan. 1, 1967 (17 carries).
- 108—Calvin Hill vs. Pittsburgh, Oct. 8, 1972 (23 carries).
- 108—Robert Newhouse @ N.Y. Jets, Dec. 21, 1975 (19 carries).
- 108—Robert Newhouse @ St. Louis, Sept. 2, 1979 (18 carries).
- 108—Tony Dorsett vs. Chicago, Sept. 16, 1979 (20 carries).
- 108—Tony Dorsett vs. N.Y. Giants, December 7, 1979 (29 carries).
- 107—Tony Dorsett vs. Seattle, Nov. 27, 1980 (24 carries).
- 104—Duane Thomas @ Washington, Nov. 22, 1970 (16 carries).
- 104—Scott Laidlaw vs. Philadelphia, Sept. 12, 1976 (19 carries).
- 103—Don Perkins @ Washington, Nov. 17, 1968 (13 carries).
- 103—Calvin Hill @ Washington, Oct. 8, 1973 (21 carries).
- 103—Tony Dorsett vs. Los Angeles, Oct. 14, 1979 (24 carries).
- 102—Walt Garrison vs. N. Y. Giants, Oct. 27, 1969 (16 carries).
- 101—Tony Dorsett vs. Philadelphia, Dec. 13, 1981 (28 carries).
- *101—Tony Dorsett @ Los Angeles, Jan. 8, 1979 (17 carries).
- 101—Duane Thomas @ St. Louis, Nov. 7, 1971 (26 carries).
- 101—Preston Pearson vs. Green Bay, Oct. 19, 1975 (15 carries).
- 101—Robert Newhouse @ Green Bay, Nov. 12, 1978 (18 carries).
- 100—Calvin Hill @ Philadelphia, Nov. 19, 1972 (15 carries).
- 100—Calvin Hill @ Philadelphia, Oct. 28, 1973 (25 carries).
- 100—Tony Dorsett vs. Tampa Bay, Sept. 21, 1980 (20 carries).

*Playoff Game.

Cowboys Big Days (Cont.)

PASSING

- 460—Don Meredith @ San Francisco, Nov. 10, 1963 (30 of 48).
- 406—Don Meredith @ Washington, Nov. 13, 1966 (21 of 29).
- 394—Don Meredith @ Philadelphia, Nov. 6, 1966 (14 of 24).
- 358—Don Meredith vs. N. Y. Giants, Sept. 18, 1966 (14 of 24).
- 345—Danny White vs. Miami, Oct. 25, 1981 (22 of 32).
- 349—Craig Morton vs. Houston, Dec. 20, 1970 (13 of 17).
- 345—Eddie LeBaron vs. Pittsburgh, Sept. 24, 1960 (15 of 28).
- 339—Roger Staubach vs. Baltimore, Sept. 26, 1976 (22 of 28).
- 336—Roger Staubach vs. Washington, Dec. 16, 1979 (24 of 42).
- 326—Don Meredith vs. St. Louis, Dec. 11, 1965 (16 of 30).
- *322—Danny White @ Atlanta, Jan. 4, 1981 (25 of 39).
- 314—Roger Staubach @ Philadelphia, Oct. 26, 1975 (27 of 49).
- 308—Roger Staubach vs. Philadelphia, November 12, 1979 (17 of 28).
- 307—Roger Staubach vs. St. Louis, Sept. 28, 1975 (23 of 34).
- 306—Don Meredith @ Philadelphia, Oct. 13, 1968 (21 of 38).
- 303—Roger Staubach @ Cleveland, Sept. 24, 1979 (21 of 39).
- 302—Don Meredith vs. Philadelphia, Nov. 17, 1963 (25 of 33).

RECEIVING

- 246 — Bob Hayes @ Washington, Nov. 13, 1966 (9 catches).
- 241 — Frank Clarke vs. Washington, Sept. 16, 1962 (10 catches).
- 223 — Lance Rentzel vs. Washington, Nov. 19, 1967 (13 catches).
- 213 — Tony Hill vs. Philadelphia, November 12, 1979 (7 catches).
- 195 — Bob Hayes vs. N. Y. Giants, Sept. 18, 1966 (6 catches).
- 190 — Frank Clarke @ San Francisco, Nov. 10, 1963 (8 catches).
- 188 — Drew Pearson @ Detroit, Oct. 6, 1975 (6 catches).
- 187 — Bob Hayes vs. Houston, Dec. 20, 1970 (6 catches).
- 177 — Bob Hayes vs. Philadelphia, Oct. 10, 1965 (8 catches).
- 170 — Bob Hayes @ Pittsburgh, Oct. 22, 1967 (7 catches).
- 168 — Frank Clarke @ N.Y. Giants, Oct. 20, 1963 (4 catches).
- 161 — Drew Pearson @ Philadelphia, Sept. 23, 1974 (10 catches).

The Last Time . . .

Punt Returned for TD

- BY COWBOYS — Charlie Waters (Jay Saldi block), 17 yards, @ Philadelphia, Oct. 23, 1977. Golden Richards, 43 yards, @ Philadelphia, Oct. 26, 1975.
- BY OPPONENT — Bob Hammond, N.Y. Giants, 68 yards, Sept. 25, 1977.

Kickoff Returned for TD

- BY COWBOYS — Thomas Henderson, 97 yards, vs. St. Louis, Sept. 28, 1975.
- BY OPPONENT — Roy Green, St. Louis, 106 yards, October 21, 1979. (Playoff Game: Vic Washington, @ San Francisco, 97 yards, Dec. 23, 1972).

Intercepted Pass Returned for TD

- BY COWBOYS — Larry Cole, 43 yards vs. Washington, Nov. 23, 1980.
- BY OPPONENT — Ronnie Lott, @ San Francisco, 41 yards, Oct. 11, 1981.

Shutout Scored

- BY COWBOYS — Dallas 38, Baltimore 0, Sept. 4, 1978.
- BY COWBOYS — Playoff Game: Dallas 38, Tampa Bay 0, Jan. 2, 1982.
- BY OPPONENT — St. Louis 38, Dallas 0, Nov. 16, 1970.

Fumble Returned for TD

- BY COWBOYS — Benny Barnes, 72 yards @ San Francisco, Oct. 11, 1981.
- BY OPPONENT — Billy Thompson, @ Denver, 32 yards, Sept. 14, 1980.

PAT Unsuccessful

- BY COWBOYS — Rafael Septien @ Oakland, Dec. 7, 1980.
- BY OPPONENT — Joe Danelo, @ N.Y. Giants, Dec. 19, 1981.

Punt Blocked

- BY COWBOYS — Jay Saldi @ Philadelphia, Oct. 23, 1977.
- BY OPPONENT — John Thaxton, St. Louis, Sept. 24, 1978.

Cowboys Longest Plays

LONG RUNS FROM SCRIMMAGE

- 84—Tony Dorsett vs. Philadelphia, Dec. 4, 1977 (TD).
- 77—Tony Dorsett vs. St. Louis, Oct. 9, 1977 (TD).
- 75—Tony Dorsett @ New England, Sept. 21, 1981 (TD).
- 73—Amos Bullocks vs. Chicago, Nov. 18, 1962 (TD).
- 71—Amos Marsh vs. N.Y. Giants, Oct. 15, 1961.
- 70—Amos Marsh vs. Washington, Nov. 4, 1962.
- 68—Les Shy vs. Philadelphia, Oct. 9, 1966.
- 67—Dan Reeves vs. Washington, Dec. 11, 1966 (TD).
- 64—Jim Stiger vs. Washington, Nov. 22, 1964.
- 63—Tony Dorsett vs. New Orleans, Nov. 19, 1978.
- 59—Don Perkins vs. Pittsburgh, Sept. 27, 1964.
- 59—Scott Laidlaw vs. Washington, Nov. 23, 1978.
- 59—James Jones @ Baltimore, Dec. 6, 1981 (TD)
- 56—Frank Clarke vs. New Orleans, Nov. 12, 1967.
- 56—Duane Thomas vs. New England, Oct. 24, 1971 (TD).
- 56—Tony Dorsett vs. N.Y. Giants, Nov. 9, 1980.
- 55—Calvin Hill vs. New Orleans, Nov. 9, 1969.

LONG FORWARD PASSES

- 95—Don Meredith to Bob Hayes vs. Washington, Nov. 13, 1966 (TD).
- 91—Roger Staubach to Tony Dorsett vs. Baltimore, Sept. 4, 1978 (TD).
- 89—Craig Morton to Bob Hayes vs. Kansas City, Oct. 25, 1970 (TD).
- *86—Don Meredith to Bob Hayes vs. Cleveland, Dec. 24, 1967 (TD).
- *86—Craig Morton to Lance Rentzel vs. Philadelphia, Nov. 1, 1970 (TD).
- 85—Eddie LeBaron to Amos Marsh vs. Los Angeles, Sept. 30, 1962 (TD).
- 85—Roger Staubach to Bob Hayes vs. N. Y. Giants, Dec. 12, 1971 (TD).
- 84—Don Meredith to Pete Gent vs. Pittsburgh, Oct. 30, 1966 (TD).

LONG PUNTS

- 84—Ron Widby vs. New Orleans, Nov. 3, 1968.
- 75—Billy Lothridge vs. N.Y. Giants, Oct. 11, 1964.
- 75—Sam Baker vs. Los Angeles, Sept. 30, 1962.
- 73—Danny White vs. Los Angeles, Oct. 14, 1979.
- 71—Billy Lothridge vs. St. Louis, Sept. 12, 1964.
- 71—Sam Baker vs. N.Y. Giants, Dec. 16, 1962.

LONG PUNT RETURNS

- 98—Dennis Morgan vs. St. Louis, Oct. 13, 1974 (TD).
- 90—Bob Hayes vs. Pittsburgh, Dec. 8, 1968 (TD).
- 69—Bob Hayes vs. St. Louis, Nov. 23, 1967 (TD).
- 69—Mel Renfro vs. Green Bay, Nov. 29, 1964 (TD).
- *68—Bob Hayes vs. Cleveland, Dec. 24, 1967.
- *63—Bob Hayes vs. N.Y. Giants, Dec. 15, 1968 (TD).
- *63—Golden Richards vs. Minnesota, Dec. 30, 1973 (TD).
- 55—Butch Johnson vs. Philadelphia, Dec. 5, 1976.
- 52—James Jones vs. Washington, Nov. 23, 1980.
- 51—Mel Renfro vs. Cleveland, Oct. 4, 1964.
- 50—Bob Hayes vs. Washington, Nov. 16, 1969.

LONG KICKOFF RETURNS

- 101—Amos Marsh vs. Philadelphia, Oct. 14, 1962 (TD).
- 101—Ike Thomas vs. N.Y. Jets, Dec. 4, 1971 (TD).
- 100—Mark Washington vs. Washington, Nov. 22, 1970 (TD).
- 100—Mel Renfro vs. San Francisco, Nov. 7, 1965 (TD).
- 97—Thomas Henderson vs. St. Louis, Sept. 28, 1975 (TD).
- 89—Ike Thomas vs. Los Angeles, Nov. 25, 1971 (TD).
- 87—Mel Renfro vs. Pittsburgh, Oct. 30, 1966 (TD).

LONG INTERCEPTION RETURNS

- 100—Mike Gaechter vs. Philadelphia, Oct. 14, 1962 (TD).
- 96—Dennis Thurman @ Washington, Sept. 6, 1981.
- 90—Mel Renfro vs. St. Louis, Oct. 4, 1965 (TD).
- 86—Mike Gaechter vs. Washington, Nov. 3, 1963.

LONG FUMBLE RETURNS

- 97—Chuck Howley vs. Atlanta, Oct. 2, 1966 (TD).
- 84—Don Bishop vs. St. Louis, Oct. 28, 1962 (TD).
- 72—Benny Barnes @ San Francisco, Oct. 11, 1981 (TD)
- 63—Jim Riddle vs. Philadelphia, Dec. 6, 1964 (TD).

LONG RETURNS OF FIELD-GOAL ATTEMPTS

- 94—Jerry Norton vs. St. Louis, Dec. 9, 1962 (TD).
- 60—Mike Gaechter vs. Washington, Nov. 28, 1965 (TD).
- 60—Obert Logan vs. N.Y. Giants, Dec. 19, 1965 (TD).

*Playoff Game.

Largest Margin of Victory

1. 49 points, (56-7) vs. Philadelphia, 1966
2. 46 points, (59-13) vs. Detroit, 1968
3. 45 points, (52-7) vs. NY Giants, 1966
45 points, (59-14) vs. San Francisco, 1980
5. 44 points, (51-7) vs. Seattle, 1980
6. 42 points, (52-10) vs. Houston, 1970
42 points, (52-10) vs. NY Jets, 1971
8. 38 points, (52-14) vs. Cleveland, 1967
(Eastern Conference Championship Game)
38 points, (38-0) vs. Baltimore, 1978
38 points, (38-0) vs. Tampa Bay, 1982
(1981 NFC Divisional Playoff)
11. 37 points, (40-3) vs. New Orleans, 1973
37 points, (37-0) vs. Detroit, 1977
13. 35 points, (49-14) vs. Philadelphia, 1969
35 points, (42-7) vs. Philadelphia, 1971
35 points, (45-10) vs. St. Louis, 1973
16. 34 points, (34-0) vs. Washington, 1970

Largest Margin of Defeat

1. 41 points, (48-7) vs. Cleveland, 1960
41 points, (54-13) vs. Minnesota, 1970
3. 38 points, (45-7) vs. Baltimore, 1960
38 points (38-0) vs. St. Louis, 1970
5. 36 points, (43-7) vs. Philadelphia, 1961
6. 34 points, (41-7) vs. Green Bay, 1960
7. 32 points, (52-20) vs. St. Louis, 1962
32 points, (42-10) vs. Cleveland, 1969
9. 31 points, (45-14) @ San Francisco, 1981
10. 30 points, (37-7) vs. Pittsburgh, 1961

"STAR SPANGLED COWBOYS"

The Dallas Cowboys 1981 highlights film, "Star Spangled Cowboys," is available free of charge to groups wishing to show it. The 30-minute, 16mm sound and color movie, which traces the Cowboys' exciting 1981 season from training camp through the playoffs, is sponsored by Eastman Kodak and produced by NFL Films. It is narrated by John Facenda. To reserve a copy of "Star Spangled Cowboys," call the Cowboys Executive Offices at 214/369-8000.

THE PLAYOFF RECORDS



DREW PEARSON/1975 "Hail Mary" at Minnesota

Cowboys Individual Playoff Records

SCORING

TOTAL POINTS

- 18 Craig Baynham (12/24/67 vs. Cleveland), 3 TDs
- 18 Preston Pearson (1/4/76 @ Los Angeles), 3 TDs
- 13 Toni Fritsch (1/4/76 @ Los Angeles) (kicker)
- 13 Efen Herrera (12/26/77 vs. Chicago) (kicker)

TOUCHDOWNS

- 3 Craig Baynham (12/24/67 vs. Cleveland), 2 run, 1 pass
- 3 Preston Pearson (1/4/76 @ Los Angeles), 3 pass

FIELD GOALS MADE

- 3 Toni Fritsch (12/23/72 @ San Francisco)
- 3 Toni Fritsch (1/4/76 @ Los Angeles)
- 3 Efen Herrera (12/26/77 vs. Chicago)

LONGEST FIELD GOAL

- 48 Rafael Septien 12/30/78 vs. Atlanta

FIELD GOALS ATTEMPTED

- 5 Efen Herrera (1/15/78 vs. Denver), 2 FG

EXTRA POINTS ATTEMPTED - MADE

- 7-7 Danny Villanueva (12/24/67 vs. Cleveland)

RUSHING

RUSHING YARDS

- 160 Tony Dorsett (12/28/80 vs. Los Angeles), 22 carries

RUSHING ATTEMPTS

- 30 Duane Thomas (12/26/70 vs. Detroit)

TOUCHDOWNS RUSHING

- 2 Don Perkins (12/24/67 vs. Cleveland)
- 2 Craig Baynham (12/24/67 vs. Cleveland)
- 2 Tony Dorsett (12/26/77 vs. Chicago)

RUSHING AVERAGE (Min. 10 Attempts)

- 7.2 Tony Dorsett (12/28/80 vs. Los Angeles), 22-160
- 6.9 Calvin Hill (12/23/72 @ San Francisco), 18-125
- 6.4 Don Perkins (1/1/67 vs. Green Bay), 17-108

LONGEST RUN

- 53 Tony Dorsett (1/7/79 @ Los Angeles)

PASSING

PASSING YARDS

- 322 Danny White (1/4/81 @ Atlanta), 25 of 39
- 246 Roger Staubach (12/28/75 @ Minnesota), 15 of 24
- 238 Don Meredith (1/1/67 vs. Green Bay), 15 of 31

PASS ATTEMPTS

- 39 Danny White (1/4/81 @ Atlanta), 25 completions
- 37 Roger Staubach (12/19/76 vs. Los Angeles), 15 completions
- 31 Don Meredith (1/1/67 vs. Green Bay), 15 completions

PASS COMPLETIONS

- 25 Danny White (1/4/81 @ Atlanta), 39 attempts
- 17 Roger Staubach (12/28/75 @ Minnesota), 29 attempts
- 17 Roger Staubach (1/15/78 vs. Denver), 25 attempts
- 17 Roger Staubach (1/21/79 vs. Pittsburgh), 30 attempts

TOUCHDOWN PASSES

- 4 Roger Staubach (1/4/76 @ Los Angeles)

Playoff Records (Cont.)

PASS RECEIVING

RECEPTIONS

- 7 Billy Parks (12/23/72 @ San Francisco), 136 yards
- 7 Preston Pearson (1/4/76 @ Los Angeles), 123 yards

RECEIVING YARDS

- 144 Bob Hayes (12/24/67 vs. Cleveland), 5 receptions

TOUCHDOWNS RECEIVING

- 3 Preston Pearson (1/4/76 @ Los Angeles)

RUSHING-RECEIVING

- 188 Tony Dorsett (12/28/80 vs. Los Angeles), 160 rushing, 28 receiving
- 167 Duane Thomas (1/3/71 vs. San Francisco), 143 rushing, 24 receiving

COMBINED YARDAGE

- 285 Bob Hayes (12/24/67 vs. Cleveland), 5/144 receiving, 3/141 punt returns

PUNTING

PUNTS

- 9 Ron Widby (1/17/71 vs. Baltimore), 38.6 average

PUNT AVERAGE

- 46.7 Marv Bateman (12/23/73 vs. Los Angeles), 7 punts

PUNT RETURNS

PUNT RETURNS

- 5 James Jones (12/28/80 vs. Los Angeles)

PUNT RETURN YARDAGE

- 141 Bob Hayes (12/24/67 vs. Cleveland), 3 returns

LONGEST PUNT RETURN

- 68 Bob Hayes (12/24/67 vs. Cleveland)

PUNT RETURN AVERAGE

- 47.0 Bob Hayes (12/24/67 vs. Cleveland), 3 for 141 yards

FAIR CATCHES

- 4 Lance Rentzel (12/21/68 @ Cleveland)
- 4 Cliff Harris (12/23/72 @ San Francisco)

KICKOFF RETURNS

KICKOFF RETURNS

- 5 Mel Renfro (1/1/67 vs. Green Bay), 124 yards

KICKOFF RETURN YARDAGE

- 124 Mel Renfro (1/1/67 vs. Green Bay), 5 returns

LONGEST KICKOFF RETURN

- 48 Thomas Henderson (1/18/76 vs. Pittsburgh)

KICKOFF RETURN YARDAGE

- 24.8 Mel Renfro (1/1/67 vs. Green Bay), 5 for 124 yards

INTERCEPTIONS

INTERCEPTIONS

- 3 Charlie Waters (12/26/77 vs. Chicago)

INTERCEPTION RETURN YARDAGE

- 68 Thomas Henderson (1/8/79 @ Los Angeles), on 1 int.

LONGEST INTERCEPTION RETURN

- 68 Thomas Henderson (1/8/79 @ Los Angeles)

Playoff Records (Cont.)

PASSES HAD INTERCEPTED

- 4 Roger Staubach (12/30/73 vs. Minnesota)

COMPLETION PERCENTAGE (Min. 12 completions)

- 68.0 Roger Staubach (1/15/78 vs. Denver), 17 of 25
66.7 Danny White (1/10/82 @ San Francisco), 16 of 24
64.1 Danny White (1/4/81 @ Atlanta), 25 of 39

LONGEST COMPLETION

- 86 Don Meredith to Bob Hayes (12/24/67 vs. Cleveland), TD
83 Roger Staubach to Drew Pearson (12/23/73 vs. L.A.), TD

MOST TIMES SACKED

- 7 Roger Staubach (12/23/73 vs. Los Angeles)
7 Roger Staubach (1/18/76 vs. Pittsburgh)

Miscellaneous Individual Records

PLAYOFFS

MOST GAMES PLAYED

- 27* D. D. Lewis (SB-5; NFC-9; NFC-D-12; NFC-WC-1)
26 Larry Cole (SB-5; NFC-8; NFC-D-12; NFC-WC-1)
25 Charlie Waters (SB-5; NFC-9; NFC-D-10; NFC-WC-1)
23 Jethro Pugh (SB-4; NFC-9; NFC-D-10)

MOST SUPER BOWLS PLAYED

- 5* Larry Cole, Cliff Harris, D. D. Lewis, Charlie Waters,
Rayfield Wright

MOST CONSECUTIVE PASSES WITHOUT INTERCEPTION

- 99 Roger Staubach (began vs. Minnesota, Dec. 25, 1971, ended
vs. Minnesota, Dec. 30, 1973).

MOST CONSECUTIVE GAMES RUSH FOR TD

- 3 Duane Thomas (began December 25, 1971 vs. Minnesota,
ended January 16, 1972, after Super Bowl victory).
3 Tony Dorsett (began, December 26, 1977 vs. Chicago, ended
December 30, 1978 vs. Atlanta; began Jan. 11, 1981
@ Philadelphia, ongoing)

MOST CONSECUTIVE GAMES CATCH TD PASS

- 2 Golden Richards (vs. Minnesota, January 1, 1978 and vs.
Denver, January 15, 1978).
2 Drew Pearson (vs. Los Angeles, December 28, 1980 and vs.
Atlanta, January 4, 1981).

MOST CONSECUTIVE GAMES INTERCEPT PASS

- 3 Mel Renfro (vs. Detroit, December 26, 1970; vs. San Francisco
January 3, 1971; and vs. Baltimore, January 17, 1971).
3 Randy Hughes (vs. Denver, January 15, 1978; vs. Atlanta,
December 30, 1978; and vs. Los Angeles, January 7, 1979).

MOST CONSECUTIVE GAMES AT LEAST ONE PASS CATCH

- 18 Drew Pearson (began vs. Los Angeles, December 23, 1973,
ongoing).

MOST CONSECUTIVE GAMES KICK FG

- 7 Toni Fritsch (started vs. San Francisco, December 23, 1972,
ended after January 18, 1976, vs. Pittsburgh).

*NFL Record

Cowboys Team Playoff Records

SINGLE GAME

SCORING

MOST POINTS SCORED

52 12/24/67 vs. Cleveland,
(Dallas 52, Cleveland 14)

FEWEST POINTS SCORED

3 12/31/72 @ Washington,
(Washington 26, Dallas 3)

OPPONENT/MOST POINTS SCORED

38 12/28/69 vs. Cleveland,
(Cleveland 38, Dallas 14)

OPPONENT/FEWEST POINTS SCORED

0 12/26/70 vs. Detroit,
(Dallas 5, Detroit 0)
0 1/7/79 @ Los Angeles,
(Dallas 28, Los Angeles 0)
0 1/2/82 vs. Tampa Bay
(Dallas 38, Tampa Bay 0)

MOST DECISIVE WIN

38 1/2/82 vs. Tampa Bay
(Dallas 38, Tampa Bay 0)
38 12/24/67 vs. Cleveland,
(Dallas 52, Cleveland 14)

MOST DECISIVE LOSS

24 12/28/69 vs. Cleveland,
(Cleveland 38, Dallas 14)

MOST POINTS COMBINED

66 12/24/67 vs. Cleveland,
(Dallas 52, Cleveland 14)
66 1/21/79 vs. Pittsburgh,
(Pittsburgh 35, Dallas 31)

FIRST DOWNS

MOST FIRST DOWNS

29 12/28/80 vs. Los Angeles

FEWEST FIRST DOWNS

8 12/31/72 @ Washington

OPPONENT/MOST FIRST DOWNS

26 1/10/82 @ San Francisco
22 12/28/69 vs. Cleveland

OPPONENT/FEWEST FIRST DOWNS

7 12/26/70 vs. Detroit

MOST FIRST DOWNS BY:

Rushing
19 12/28/80 vs. Los Angeles
Passing
16 1/4/81 @ Atlanta
Penalty
2 8 times, last 1/10/82 @
San Francisco

FEWEST FIRST DOWNS BY:

Rushing
3 4 times, last 12/30/73 vs.
Minnesota
Passing
3 12/26/70 vs. Detroit
3 12/31/72 @ Washington

OPPONENT/MOST FIRST DOWNS BY:

Rushing
14 12/30/73 vs. Minnesota
Passing
17 12/28/69 vs. Cleveland
17 1/10/82 @ San Francisco
Penalty
4 1/17/71 vs. Baltimore

OPPONENT/FEWEST FIRST DOWNS BY:

Rushing
1 1/4/76 @ Los Angeles
Passing
1 1/15/78 vs. Denver

TOTAL YARDS

MOST NET YARDS GAINED

528 12/28/80 vs. Los Angeles

FEWEST NET YARDS GAINED

153 12/30/73 vs. Minnesota

OPPONENT/MOST NET YARDS GAINED

393 1/10/82 @ San Francisco
367 1/1/67 vs. Green Bay

OPPONENT/FEWEST NET YARDS GAINED

118 1/4/76 @ Los Angeles

RUSHING

MOST YARDS RUSHING

345 1/2/82 vs. Tampa Bay
338 12/28/80 vs. Los Angeles

FEWEST YARDS RUSHING

85 12/19/76 vs. Los Angeles

OPPONENT/MOST YARDS RUSHING

263 1/11/81 @ Philadelphia

OPPONENT/FEWEST YARDS RUSHING

22 1/4/76 vs. Los Angeles

PASSING

MOST NET YARDS PASSING

310 1/4/81 @ Atlanta

FEWEST NET YARDS PASSING

22 12/26/70 vs. Detroit

OPPONENT/MOST NET YARDS

PASSING
291 1/21/79 vs. Pittsburgh

OPPONENT/FEWEST NET YARDS

PASSING
35 12/30/78 vs. Atlanta

MOST GROSS YARDS PASSING

322 1/15/78 vs. Denver

FEWEST GROSS YARDS PASSING

38 12/26/70 vs. Detroit

Playoff Records (Cont.)

OPPONENT/MOST GROSS YARDS

PASSING

320 1/4/81 @ Atlanta

OPPONENT/FEWEST GROSS YARDS

PASSING

61 1/15/78 vs. Denver

MOST PASS ATTEMPTS

41 12/23/72 @ San Francisco

FEWEST PASS ATTEMPTS

14 12/25/71 @ Minnesota

14 12/24/77 vs. Chicago

OPPONENT/MOST PASS ATTEMPTS

40 1/3/71 vs. San Francisco

OPPONENT/FEWEST PASS ATTEMPTS

18 12/31/72 @ Washington

MOST PASS COMPLETIONS

25 1/4/81 @ Atlanta

FEWEST PASS COMPLETIONS

4 12/26/70 vs. Detroit

OPPONENT/MOST COMPLETIONS

22 1/10/82 @ San Francisco

20 12/28/69 vs. Cleveland

OPPONENT/FEWEST PASS

COMPLETIONS

7 12/26/70 vs. Detroit

7 12/23/73 vs. Los Angeles

DEFENSE, MOST QB SACKS

8 12/31/67 @ Green Bay,
(76 yards)

OPPONENT/DFNS., MOST QB SACKS

7 12/23/73 vs. Los Angeles

7 1/18/76 vs. Pitt. (52 yds.)

INTERCEPTIONS

MOST PASSES INTERCEPTED BY COWBOYS

5 1/7/79 @ Los Angeles

OPPONENT/MOST PASSES

INTERCEPTED BY

4 12/21/68 @ Cleveland

4 12/30/73 vs. Minnesota

PENALTIES

MOST PENALTIES

12 1/15/78 vs. Denver

FEWEST PENALTIES

2 7 times, last 1/18/76 vs.
Pittsburgh

OPPONENT/MOST PENALTIES

10 1/2/82 vs. Tampa Bay

8 1/19/76 @ Los Angeles

8 1/15/78 vs. Denver

OPPONENT/FEWEST PENALTIES

0 3 times, last 1/18/76 vs.
Pittsburgh

MOST YARDS PENALIZED

133 1/17/71 vs. Baltimore

FEWEST YARDS PENALIZED

10 12/24/67 vs. Cleveland

10 12/25/71 @ Minnesota

OPPONENT/MOST YARDS PENALIZED

94 1/19/76 @ Los Angeles

PUNTING

MOST PUNTS

9 1/17/71 vs. Baltimore

FEWEST PUNTS

2 12/24/67 vs. Cleveland

2 12/28/80 vs. Los Angeles

OPPONENT/MOST PUNTS

8 3 times, last 1/1/78 vs.
Minnesota

OPPONENT/FEWEST PUNTS

1 12/28/69 vs. Cleveland

HIGHEST COWBOYS AVERAGE

46.7 12/23/73 vs. Los Angeles

HIGHEST OPPONENT AVERAGE

48.8 12/26/70 vs. Detroit

PUNT RETURNS

MOST PUNT RETURNS

5 1/1/78 vs. Minnesota

5 12/28/80 vs. Los Angeles

MOST PUNT RETURN YARDS

155 12/24/67 vs. Cleveland

OPPONENT/MOST PUNT RETURNS

6 12/26/70 vs. Detroit

6 1/11/81 @ Philadelphia

OPPONENT/MOST PUNT RETURN YARDS

69 1/11/81 @ Philadelphia

KICKOFF RETURNS

MOST KICKOFF RETURNS

6 3 times, last 1/4/81 @ Atlanta

MOST KICKOFF RETURN YARDS

153 1/1/67 vs. Green Bay

OPPONENT/MOST KICKOFF RETURNS

8 1/4/76 @ Los Angeles

8 12/26/77 vs. Chicago

OPPONENT/MOST KICKOFF RETURN YARDS

188 12/25/71 @ Minnesota

FUMBLES

MOST FUMBLES

6 12/30/78 vs. Atlanta

6 1/15/78 vs. Denver

MOST FUMBLES LOST

3 12/23/72 @ San Francisco

3 12/28/78 vs. Atlanta

OPPONENT/MOST FUMBLES

5 1/17/71 vs. Baltimore

5 12/23/72 @ San Francisco

5 1/1/78 vs. Minnesota

OPPONENT/MOST FUMBLES LOST

4 1/17/71 vs. Baltimore

4 1/15/78 vs. Denver

3 1/10/82 @ San Francisco

Cowboys Big Days/Playoffs

100 YARD RUSHING GAMES

160 yards — Tony Dorsett vs. Los Angeles	December 28, 1980
143 yards — Duane Thomas vs. San Francisco	January 3, 1971
135 yards — Duane Thomas vs. Detroit	December 26, 1970
125 yards — Calvin Hill vs. San Francisco	December 23, 1972
108 yards — Don Perkins vs. Green Bay	January 1, 1967
101 yards — Tony Dorsett vs. Los Angeles	January 7, 1979

PASSING

322 yards — Danny White vs. Atlanta	January 4, 1981
246 yards — Roger Staubach vs. Minnesota	December 28, 1975
243 yards — Don Meredith vs. Minnesota	January 5, 1969
238 yards — Don Meredith vs. Green Bay	January 1, 1967
228 yards — Roger Staubach vs. Pittsburgh	January 21, 1979
220 yards — Roger Staubach vs. Los Angeles	January 4, 1976
212 yards — Don Meredith vs. Cleveland	December 24, 1967
204 yards — Roger Staubach vs. Pittsburgh	January 18, 1976

RECEIVING

144 yards — Bob Hayes vs. Cleveland	December 24, 1967
136 yards — Billy Parks vs. San Francisco	December 23, 1972
123 yards — Preston Pearson vs. Los Angeles	January 4, 1976
102 yards — Frank Clarke vs. Green Bay	January 1, 1967
91 yards — Drew Pearson vs. Minnesota	December 28, 1975
90 yards — Drew Pearson vs. Atlanta	January 4, 1981

Cowboys Longest Plays/Playoffs

LONG RUNS FROM SCRIMMAGE

53 yards — Tony Dorsett vs. Los Angeles	January 7, 1979
48 yards — Calvin Hill vs. San Francisco	December 23, 1972
32 yards — Ron Springs vs. Los Angeles	December 28, 1980
29 yards — Roger Staubach vs. Washington	December 31, 1972
29 yards — Tony Dorsett vs. Pittsburgh	January 21, 1979
27 yards — Billy Joe DuPree vs. Los Angeles	January 30, 1979
26 yards — Tony Dorsett vs. Los Angeles	December 30, 1979
26 yards — Tony Dorsett vs. Tampa Bay	January 2, 1982

LONG FORWARD PASSES

86 yards — Don Meredith to Bob Hayes vs. Cleveland (TD)	December 24, 1967
83 yards — Roger Staubach to Drew Pearson vs. Los Angeles (TD)	December 23, 1973
68 yards — Don Meredith to Frank Clarke vs. Green Bay (TD)	January 1, 1967
51 yards — Don Meredith to Bob Hayes vs. Minnesota (TD)	January 5, 1969
50 yards — Roger Staubach to Drew Pearson vs. Minnesota (TD)	December 28, 1975
45 yards — Roger Staubach to Butch Johnson vs. Denver (TD)	January 15, 1978

LONG PUNT RETURNS

68 yards — Bob Hayes vs. Cleveland	December 24, 1967
63 yards — Golden Richards vs. Minnesota (TD)	December 30, 1973
44 yards — Butch Johnson vs. Los Angeles	December 19, 1976
43 yards — James Jones vs. Los Angeles	December 28, 1980

LONG KICKOFF RETURNS

48 yards — Thomas Henderson vs. Pittsburgh	January 18, 1976
34 yards — Cliff Harris vs. Minnesota	December 30, 1973
33 yards — Cliff Harris vs. San Francisco	December 23, 1972
33 yards — James Jones vs. Los Angeles	December 28, 1980

LONG INTERCEPTION RETURNS

68 yards — Thomas Henderson vs. Los Angeles (TD)	January 7, 1979
60 yards — Cornell Green vs. Cleveland (TD)	December 24, 1967
41 yards — Chuck Howley vs. Miami	January 16, 1972
31 yards — Dennis Thurman vs. Tampa Bay	January 2, 1982
30 yards — Cliff Harris vs. Minnesota	December 25, 1971
27 yards — Mark Washington vs. Denver	January 15, 1978
26 yards — Chuck Howley vs. Minnesota	December 25, 1971

LONG FUMBLE RETURNS

44 yards — Chuck Howley vs. Cleveland (TD)	December 21, 1968
37 yards — Mike Hegman vs. Pittsburgh (TD)	January 21, 1979
21 yards — Randy Hughes vs. Denver	January 15, 1978
20 yards — Charlie Waters vs. Detroit	December 26, 1970
15 yards — D. D. Lewis vs. Chicago	December 26, 1977

SUPER BOWLS

1966—PACKERS 35, Chiefs 10
1967—PACKERS 33, Raiders 14
1968—JETS 16, Colts 7
1969—CHIEFS 23, Vikings 7
1970—COLTS 16, Cowboys 13
1971—COWBOYS 24, Dolphins 3
1972—DOLPHINS 14, Redskins 7
1973—DOLPHINS 24, Vikings 7
1974—STEELERS 16, Vikings 6
1975—STEELERS 21, Cowboys 17
1976—RAIDERS 32, Vikings 14
1977—COWBOYS 27, Broncos 10
1978—STEELERS 35, Cowboys 31
1979—STEELERS 31, Rams 19
1980—RAIDERS 27, Eagles 10
1981—49ERS 26, Bengals 21

CHAMPIONSHIP PLAYOFFS

1933—BEARS 23, Giants 21
1934—GIANTS 30, Bears 13
1935—LIONS 26, Giants 7
1936—PACKERS 21, Boston Redskins 6
1937—WASH. REDSKINS 28, Bears 21
1938—GIANTS 23, Packers 17
1939—PACKERS 27, Giants 0
1940—BEARS 73, Redskins 0
1941—BEARS 37, Giants 9
1942—REDSKINS 14, Bears 6
1943—BEARS 41, Redskins 21
1944—PACKERS 14, Giants 7
1945—CLEVE. RAMS 15, Redskins 14
1946—BEARS 24, Giants 14
1947—CARDS 28, Eagles 21
1948—EAGLES 7, Cards 0
1949—EAGLES 14, L. A. Rams 0
1950—BROWNS 30, Rams 28
1951—RAMS 24, Browns 17
1952—LIONS 17, Browns 7
1953—LIONS 17, Browns 16
1954—BROWNS 56, Lions 10
1955—BROWNS 38, Rams 14
1956—GIANTS 17, Bears 7
1957—LIONS 59, Browns 14
1958—COLTS 23, Giants 17
1959—COLTS 31, Giants 16
1960—EAGLES 17, Packers 13
1961—PACKERS 37, Giants 0
1962—PACKERS 16, Giants 7
1963—BEARS 34, Giants 10
1964—BROWNS 27, Colts 0
1965—PACKERS 23, Browns 12
1966—PACKERS 34, Cowboys 27
1967—PACKERS 21, Cowboys 17
1968—COLTS 34, Browns 0
1969—VIKINGS 27, Browns 7
1970—COWBOYS 17, 49ers 10 (NFC)
COLTS 27, Raiders 17 (AFC)
1971—COWBOYS 14, 49ers 3 (NFC)
DOLPHINS 21, Colts 0 (AFC)
1972—REDSKINS 26, Cowboys 3 (NFC)
DOLPHINS 21, Steelers 17 (AFC)
1973—VIKINGS 27, Cowboys 10 (NFC)
DOLPHINS 27, Raiders 10 (AFC)
1974—VIKINGS 14, Rams 10 (NFC)
STEELERS 24, Raiders 13 (AFC)
1975—COWBOYS 37, Rams 7 (NFC)
STEELERS 16, Raiders 10 (AFC)
1976—VIKINGS 24, Rams 13 (NFC)
RAIDERS 24, Steelers 7 (AFC)
1977—COWBOYS 23, Vikings 6 (NFC)
BRONCOS 20, Raiders 17 (AFC)
1978—COWBOYS 28, Rams 0 (NFC)
STEELERS 34, Oilers 5 (AFC)
1979—RAMS 9, Buccaneers 0 (NFC)
STEELERS 27, Oilers 13 (AFC)
1980—EAGLES 20, Cowboys 7 (NFC)
RAIDERS 34, Chargers 27 (AFC)
1981—49ERS 28, Cowboys 27 (NFC)
BENGALS 17, Chargers 7 (AFC)

DIVISIONAL PLAYOFFS

1970—COWBOYS 5, Lions 0 (NFC)
49ERS 17, Vikings 14 (NFC)
COLTS 17, Bengals 0 (AFC)
RAIDERS 21, Dolphins 14 (AFC)
1971—COWBOYS 20, Vikings 12 (NFC)
49ERS 24, Redskins 20 (NFC)
DOLPHINS 27, Chiefs 24 (AFC)
COLTS 20, Browns 3 (AFC)

1972—COWBOYS 30, 49ers 28 (NFC)
REDSKINS 16, Packers 3 (NFC)
DOLPHINS 20, Browns 14 (AFC)
STEELERS 13, Raiders 7 (AFC)
1973—COWBOYS 27, Rams 16 (NFC)
VIKINGS 27, Redskins 20 (NFC)
DOLPHINS 34, Bengals 16 (AFC)
RAIDERS 33, Steelers 14 (AFC)
1974—VIKINGS 30, Cardinals 14 (NFC)
RAMS 19, Redskins 10 (NFC)
STEELERS 32, Bills 14 (AFC)
RAIDERS 28, Dolphins 26 (AFC)
1975—COWBOYS 17, Vikings 14 (NFC)
RAMS 35, Cardinals 23 (NFC)
STEELERS 28, Colts 10 (AFC)
RAIDERS 31, Bengals 28 (AFC)
1976—RAMS 14, Cowboys 12 (NFC)
VIKINGS 35, Redskins 20 (NFC)
RAIDERS 24, Patriots 21 (AFC)
STEELERS 40, Colts 14 (AFC)
1977—COWBOYS 37, Bears 7 (NFC)
VIKINGS 14, Rams 7 (NFC)
RAIDERS 37, Colts 31 (AFC)
BRONCOS 34, Steelers 21 (AFC)
1978—COWBOYS 27, Falcons 20 (NFC)
RAMS 34, Vikings 10 (NFC)
OILERS 31, Patriots 14 (AFC)
STEELERS 33, Broncos 10 (AFC)
1979—RAMS 21, Cowboys 19 (NFC)
BUCNRS. 24, Eagles 17 (NFC)
OILERS 17, Chargers 14 (AFC)
STEELERS 34, Dolphins 14 (AFC)
1980—COWBOYS 30, Atlanta 27 (NFC)
EAGLES 31, Vikings 16 (NFC)
RAIDERS 14, Browns 12 (AFC)
CHARGERS 20, Bills 14 (AFC)
1981—COWBOYS 38, Bucnrs. 0 (NFC)
49ERS 38, Giants 24 (NFC)
BENGALS 28, Bills 21 (AFC)
CHARGERS 41, Dolphins 38
(OT) (AFC)


WILD CARD PLAYOFF

1978—FALCONS 14, Eagles 13 (NFC)
OILERS 17, Dolphins 9 (AFC)
1979—EAGLES 27, Bears 17 (NFC)
OILERS 13, Broncos 7 (AFC)
1980—COWBOYS 34, Rams 13 (NFC)
RAIDERS 27, Oilers 7 (AFC)
1981—GIANTS 27, Eagles 21 (NFC)
BILLS 31, Jets 27 (AFC)

PRO BOWLS

1951—AMERICAN 28, National 27
1952—NATIONAL 39, American 13
1953—NATIONAL 27, American 7
1954—EASTERN 20, Western 9
1955—WESTERN 26, Eastern 19
1956—EASTERN 31, Western 30
1957—WESTERN 19, Eastern 10
1958—WESTERN 26, Eastern 7
1959—EASTERN 28, Western 21
1960—WESTERN 38, Eastern 21
1961—WESTERN 35, Eastern 31
1962—WESTERN 31, Eastern 30
1963—EASTERN 30, Western 20
1964—WESTERN 31, Eastern 17
1965—WESTERN 34, Eastern 14
1966—EASTERN 36, Western 7
1967—EASTERN 20, Western 10
1968—WESTERN 38, Eastern 20
1969—WESTERN 10, Eastern 7
1970—WESTERN 16, Eastern 13
1971—NFC 27, AFC 6
1972—AFC 26, NFC 13
1973—AFC 33, NFC 28
1974—AFC 15, NFC 13
1975—NFC 17, AFC 10
1976—NFC 23, AFC 20
1977—AFC 24, NFC 14
1978—NFC 14, AFC 13
1979—NFC 13, AFC 7
1980—NFC 37, AFC 27
1981—NFC 21, AFC 7
1982—AFC 16, NFC 13

THE HISTORY



CORNELL GREEN



Cowboys All-Time Results

All-Time Regular Season Record: 196-112-6

Playoff Record: 18-13

*—Designates Home Games

1960 (0-11-1)

Tom Landry, Head Coach

L	*28	Pittsburgh (30,000)	35
L	*25	Philadelphia (18,500)	27
L	14	Washington (21,142)	26
L	*7	Cleveland (28,500)	48
L	10	St. Louis (23,128)	12
L	*7	Baltimore (25,500)	45
L	*13	Los Angeles (16,000)	38
L	7	Green Bay (32,294)	41
L	*14	San Francisco (10,000)	26
L	7	Chicago (39,951)	17
T	31	New York (55,033)	31
L	14	Detroit (43,272)	23
	177		369

1961 (4-9-1)

Tom Landry, Head Coach

W	*27	Pittsburgh (23,500)	24
W	*21	Minnesota (20,500)	7
L	7	Cleveland (43,638)	25
W	28	Minnesota (33,070)	0
L	*10	New York (41,500)	31
L	*7	Philadelphia (25,000)	43
W	17	New York (60,254)	16
L	*17	St. Louis (20,500)	31
L	7	Pittsburgh (17,519)	37
T	*28	Washington (17,500)	28
L	13	Philadelphia (60,127)	35
L	*17	Cleveland (23,500)	38
L	13	St. Louis (15,384)	31
L	24	Washington (21,451)	34
	236		380

1962 (5-8-1)

Tom Landry, Head Coach

T	*35	Washington (15,730)	35
L	*28	Pittsburgh (19,478)	30
W	27	Los Angeles (26,907)	17
L	10	Cleveland (44,040)	19
W	*41	Philadelphia (18,645)	19
W	42	Pittsburgh (23,106)	27
L	*24	St. Louis (16,027)	28
W	38	Washington (49,888)	10
L	*10	New York (45,668)	41
L	*33	Chicago (12,692)	34
L	14	Philadelphia (58,070)	28
W	*45	Cleveland (24,226)	21
L	20	St. Louis (14,102)	52
L	31	New York (62,694)	41
	398		402

1963 (4-10)

Tom Landry, Head Coach

L	*7	St. Louis (36,432)	34
L	*24	Cleveland (28,710)	41
L	17	Washington (40,101)	21
L	21	Philadelphia (60,671)	24
W	*17	Detroit (27,264)	14
L	21	New York (62,889)	37
L	21	Pittsburgh (19,047)	27
W	*35	Washington (18,838)	20
L	24	San Francisco (29,563)	31
W	*27	Philadelphia (23,694)	20
L	17	Cleveland (55,096)	27
L	*27	New York (29,653)	34
L	*19	Pittsburgh (24,136)	24
W	28	St. Louis (12,695)	24
	305		378

1964 (5-8-1)

Tom Landry, Head Coach

L	*6	St. Louis (36,605)	16
W	*24	Washington (25,158)	18
L	17	Pittsburgh (35,594)	23
L	6	Cleveland (72,062)	27
T	*13	New York (33,324)	13
L	*16	Cleveland (37,456)	20
W	31	St. Louis (28,253)	13
W	24	Chicago (47,527)	10
W	31	New York (63,031)	21
L	*14	Philadelphia (55,972)	17
L	16	Washington (49,219)	28
L	*21	Green Bay (44,975)	45
L	14	Philadelphia (60,671)	24
W	*17	Pittsburgh (35,271)	14
	250		289

1965 (7-7)

Tom Landry, Head Coach

W	*31	New York (59,366)	2
W	*27	Washington (61,577)	7
L	13	St. Louis (32,034)	20
L	*24	Philadelphia (56,249)	35
L	17	Cleveland (80,451)	23
L	3	Green Bay (48,311)	13
L	13	Pittsburgh (37,804)	22
W	*39	San Francisco (39,677)	31
W	*24	Pittsburgh (57,293)	17
L	*17	Cleveland (76,251)	24
L	31	Washington (50,205)	34
W	21	Philadelphia (54,714)	19
W	*27	St. Louis (38,499)	13
W	38	New York (62,871)	20
	325		280
PLAYOFF BOWL GAME (Miami)			
L	3	Baltimore (65,569)	35

1966 (10-3-1)

Tom Landry, Head Coach	
W	*52 New York (60,010) 7
W	*28 Minnesota (64,116) 17
W	47 Atlanta (56,990) 14
W	*56 Philadelphia (69,372) 7
T	10 St. Louis (50,673) 10
L	21 Cleveland (84,721) 30
W	*52 Pittsburgh (58,453) 21
L	23 Philadelphia (60,658) 24
W	31 Washington (50,927) 30
W	20 Pittsburgh (42,185) 7
W	*26 Cleveland (80,259) 14
W	*31 St. Louis (76,965) 17
L	*31 Washington (64,198) 34
W	17 New York (62,735) 7
	445 239

1966 CHAMPIONSHIP GAME (Dls.)	
L	27 Green Bay (75,504) 34

1967 (9-5)

Tom Landry, Head Coach	
W	21 Cleveland (81,039) 14
W	*38 New York (66,209) 24
L	*13 Los Angeles (75,229) 35
W	17 Washington (50,566) 14
W	*14 New Orleans (64,128) 10
W	24 Pittsburgh (39,641) 21
L	14 Philadelphia (60,740) 21
W	*37 Atlanta (54,751) 7
W	27 New Orleans (83,437) 10
L	*20 Washington (75,538) 27
W	*46 St. Louis (68,787) 21
L	17 Baltimore (60,238) 23
W	*38 Philadelphia (55,834) 17
L	16 San Francisco (27,182) 24
	342 268

1967 EASTERN CHAMPIONSHIP GAME (Dallas)	
W	52 Cleveland (70,786) 14

1967 CHAMPIONSHIP GAME (Green Bay)	
L	17 Green Bay (50,861) 21

1968 (12-2)

Tom Landry, Head Coach	
W	*59 Detroit (61,382) 13
W	*28 Cleveland (68,733) 7
W	45 Philadelphia (60,858) 13
W	27 St. Louis (48,296) 10
W	*34 Philadelphia (72,083) 14
W	20 Minnesota (47,644) 7
L	*17 Green Bay (74,604) 28
L	17 New Orleans (84,728) 3
W	*21 New York (72,163) 27
W	44 Washington (50,816) 24
W	34 Chicago (46,667) 3
W	*29 Washington (66,076) 20
W	*28 Pittsburgh (55,069) 7
W	28 New York (62,617) 10
	431 186

1968 EASTERN CHAMPIONSHIP GAME (Cleveland)	
L	20 Cleveland (81,497) 31
PLAYOFF BOWL GAME (Miami)	
W	17 Minnesota (22,961) 13

1969 (11-2-1)

Tom Landry, Head Coach	
W	*24 St. Louis (62,134) 3
W	*21 New Orleans (79,567) 17
W	38 Philadelphia (60,658) 7
W	24 Atlanta (54,833) 17
W	*49 Philadelphia (71,509) 14
W	*25 New York (58,964) 3
L	10 Cleveland (84,850) 42
W	*33 New Orleans (68,282) 17
W	41 Washington (50,474) 28
L	23 Los Angeles (79,105) 24
T	*24 San Francisco (62,348) 24
W	10 Pittsburgh (24,990) 7
W	*27 Baltimore (63,191) 10
W	*20 Washington (56,924) 10
	369 223

1969 EASTERN CHAMPIONSHIP GAME (Dallas)	
L	14 Cleveland (69,321) 38
PLAYOFF BOWL GAME (Miami)	
L	0 Los Angeles (31,151) 31

1970 (10-4)

Tom Landry, Head Coach	
W	17 Philadelphia (59,728) 7
W	*28 N.Y. Giants (57,239) 10
L	7 St. Louis (50,780) 20
W	*13 Atlanta (53,611) 0
L	13 Minnesota (47,900) 54
W	27 Kansas City (51,158) 16
W	*21 Philadelphia (55,736) 17
L	20 N.Y. Giants (62,928) 23
L	*0 St. Louis (69,323) 38
W	45 Washington (50,415) 21
W	*16 Green Bay (67,182) 3
W	*34 Washington (57,936) 0
W	6 Cleveland (75,458) 2
W	*52 Houston (50,504) 10
	299 221

1970 DIVISIONAL PLAYOFF (Dallas)	
W	5 Detroit (73,167) 0

1970 NFC CHAMPIONSHIP GAME (San Francisco)	
W	17 San Francisco (59,625) 10
SUPER BOWL V (Miami)	
L	13 Baltimore (80,055) 16

1971 (11-3)

Tom Landry, Head Coach	
W	49 Buffalo (46,206) 37
W	42 Philadelphia (65,358) 7
L	*16 Washington (72,000) 20
W	*20 N. Y. Giants (68,378) 13
L	14 New Orleans (83,088) 24
W	*44 New England (65,708) 21
L	19 Chicago (55,049) 23
W	16 St. Louis (50,486) 13
W	*20 Philadelphia (60,178) 7
W	13 Washington (53,041) 0
W	*28 Los Angeles (66,595) 21
W	*52 N. Y. Jets (66,689) 10
W	42 N. Y. Giants (62,815) 14
W	*31 St. Louis (66,672) 12
	406 222

1971 DIVISIONAL PLAYOFF (Minnesota)	
W	20 Minnesota (49,100) 12
1971 NFC CHAMPIONSHIP GAME (Dallas)	
W	14 San Francisco (66,311) 3
SUPER BOWL VI (New Orleans)	
W	24 Miami (81,035) 3

1972 (10-4)

Tom Landry, Head Coach	
W	*28 Philadelphia (55,850) . . . 6
W	23 N. Y. Giants (62,725) . . . 14
L	13 Green Bay (47,103) . . . 16
W	*17 Pittsburgh (65,682) . . . 13
W	21 Baltimore (58,992) . . . 0
L	20 Washington (53,039) . . . 24
W	*28 Detroit (65,378) . . . 24
W	34 San Diego (54,476) . . . 28
W	*33 St. Louis (65,218) . . . 24
W	28 Philadelphia (65,720) . . . 7
L	*10 San Francisco (65,124) . . . 31
W	27 St. Louis (49,797) . . . 6
W	*34 Washington (65,136) . . . 24
L	* 3 N. Y. Giants (64,602) . . . 23
	319 240

1972 DIVISIONAL PLAYOFF
(San Francisco)

W	30 San Francisco (61,214) . . . 28
---	------------------------------------

1972 NFC CHAMPIONSHIP GAME
(Washington)

L	3 Washington (53,129) . . . 26
---	--------------------------------

1973 (10-4)

Tom Landry, Head Coach	
W	20 Chicago (55,701) . . . 17
W	*40 New Orleans (53,972) . . . 3
W	*45 St. Louis (64,815) . . . 10
L	7 Washington (54,314) . . . 14
L	31 Los Angeles (81,428) . . . 37
W	*45 N. Y. Giants (64,898) . . . 28
L	16 Philadelphia (65,954) . . . 30
W	*38 Cincinnati (58,802) . . . 10
W	23 N. Y. Giants (70,128) . . . 10
W	*31 Philadelphia (61,985) . . . 10
L	* 7 Miami (64,100) . . . 14
W	22 Denver (51,706) . . . 10
W	*27 Washington (64,458-t) . . . 7
W	30 St. Louis (43,946) . . . 3
	382 203

1973 DIVISIONAL PLAYOFF
(Dallas)

W	27 Los Angeles (64,291) . . . 16
---	----------------------------------

1973 NFC CHAMPIONSHIP GAME
(Dallas)

L	10 Minnesota (64,524) . . . 27
---	--------------------------------

1974 (8-6)

Tom Landry, Head Coach	
W	24 Atlanta (52,322) . . . 0
L	10 Philadelphia (64,088) . . . 13
L	* 6 N. Y. Giants (45,841) . . . 14
L	*21 Minnesota (57,847) . . . 23
L	28 St. Louis (49,885) . . . 31
W	*31 Philadelphia (43,586) . . . 24
W	21 N. Y. Giants (61,918) . . . 7
W	*17 St. Louis (64,146) . . . 14
W	*20 San Francisco (50,018) . . . 14
L	21 Washington (54,395) . . . 28
W	10 Houston (49,775) . . . 0
W	*24 Washington (63,243) . . . 23
W	*41 Cleveland (48,754) . . . 17
L	23 Oakland (45,850) . . . 27
	297 235

1975 (10-4)

Tom Landry, Head Coach	
W	*18 Los Angeles (49,091) . . . 7
W	*37 St. Louis (52,417) (OT) . . . 31
W	36 Detroit (79,784) . . . 10
W	13 N. Y. Giants (56,511) . . . 7
L	*17 Green Bay (64,934) . . . 19
W	20 Philadelphia (64,889) . . . 17
L	24 Washington (55,004)(OT) . . . 30
L	*31 Kansas City (63,539) . . . 34
W	34 New England (60,905) . . . 31
W	*27 Philadelphia (57,893) . . . 17
W	*14 N. Y. Giants (53,329) . . . 3
L	17 St. Louis (49,701) . . . 31
W	*31 Washington (61,091) . . . 10
W	31 N. Y. Jets (37,279) . . . 21
	350 268

1975 DIVISIONAL PLAYOFF
(Minnesota)

W	17 Minnesota (48,341) . . . 14
---	--------------------------------

1975 NFC CHAMPIONSHIP GAME
(Los Angeles)

W	37 Los Angeles (84,483) . . . 7
L	17 Pittsburgh (80,187) . . . 21

1976 (11-3)

Tom Landry, Head Coach	
W	*27 Philadelphia (54,052) . . . 7
W	24 New Orleans (61,413) . . . 6
W	*30 Baltimore (64,237) . . . 27
W	28 Seattle (62,027) . . . 13
W	24 N. Y. Giants (76,042) . . . 14
L	17 St. Louis (50,317) . . . 21
W	*31 Chicago (61,346) . . . 21
W	20 Washington (55,004) . . . 7
W	* 9 N. Y. Giants (58,870) . . . 3
W	*17 Buffalo (51,779) . . . 10
L	10 Atlanta (54,992) . . . 17
W	*19 St. Louis (62,498) . . . 14
W	26 Philadelphia (55,072) . . . 7
L	*14 Washington (59,916) . . . 27
	296 194

1976 DIVISIONAL PLAYOFF
(Dallas)

L	12 Los Angeles (62,436) . . . 14
---	----------------------------------

1977 (12-2)

Tom Landry, Head Coach	
W	16 Minnesota (47,678) (OT) . . . 10
W	*41 N. Y. Giants (64,215) . . . 21
W	*23 Tampa Bay (55,316) . . . 7
W	30 St. Louis (50,129) . . . 24
W	*34 Washington (62,115) . . . 16
W	16 Philadelphia (65,507) . . . 10
W	*37 Detroit (63,160) . . . 0
W	24 N. Y. Giants (74,532) . . . 10
L	*17 St. Louis (64,038) . . . 24
L	13 Pittsburgh (49,761) . . . 28
W	14 Washington (55,031) . . . 7
W	*24 Philadelphia (60,289) . . . 14
W	42 San Francisco (55,848) . . . 35
W	*14 Denver (63,752) . . . 6
	345 212

1977 DIVISIONAL PLAYOFF
(Dallas)

W	37 Chicago (62,920) . . . 7
---	-----------------------------

1977 NFC CHAMPIONSHIP GAME
(Dallas)

W	23 Minnesota (61,968) . . . 6
W	27 Denver (76,400) . . . 10

1978 (12-4)

Tom Landry, Head Coach	
W	*38 Baltimore (64,224) 0
W	34 N.Y. Giants (73,265) 24
L	14 Los Angeles (65,749) 27
W	*21 St. Louis (62,760) 12
L	5 Washington (55,031) 9
W	*24 N.Y. Giants (63,420) 3
W	24 St. Louis (48,991) (OT) 21
W	*14 Philadelphia (60,525) 7
L	*10 Minnesota (61,848) 21
L	16 Miami (69,414) 23
W	42 Green Bay (55,256) 14
W	*27 New Orleans (57,920) 7
W	*37 Washington (64,905) 10
W	*17 New England (63,263) 10
W	31 Philadelphia (64,667) 13
W	30 N.Y. Jets (52,532) 7
	384 208

1978 DIVISIONAL PLAYOFF

W	27 Atlanta (60,338) 20
---	----------------------------------

1978 NFC CHAMPIONSHIP GAME (Los Angeles)

W	28 Los Angeles (67,470) 0
---	-------------------------------------

SUPER BOWL XIII (Miami)

L	31 Pittsburgh (78,656) 35
---	-------------------------------------

1979 (11-5)

Tom Landry, Head Coach	
W	22 St. Louis (50,855) 21
W	21 San Francisco (56,728) 13
W	*24 Chicago (64,056) 20
L	7 Cleveland (80,123) 26
W	*38 Cincinnati (63,179) 13
W	36 Minnesota (47,572) 20
W	*30 Los Angeles (64,462) 6
W	*22 St. Louis (64,300) 13
L	3 Pittsburgh (50,199) 14
W	16 N.Y. Giants (76,490) 14
L	*21 Philadelphia (62,417) 31
L	20 Washington (55,031) 34
L	*24 Houston (63,897) 30
W	*28 N.Y. Giants (63,787) 7
W	24 Philadelphia (71,434) 17
W	*35 Washington (62,867) 34
	371 313

1979 DIVISIONAL PLAYOFF

L	19 Los Angeles (64,792) 21
---	--------------------------------------

1980 (12-4)

Tom Landry, Head Coach	
W	17 Washington (55,045) 3
L	20 Denver (74,919) 41
W	*28 Tampa Bay (62,750) 17
W	28 Green Bay (54,776) 7
W	*24 N.Y. Giants (59,126) 3
W	*59 San Francisco (63,399) 14
L	10 Philadelphia (70,696) 17
W	*42 San Diego (60,639) 31
W	27 St. Louis (50,701) 24
L	35 N.Y. Giants (68,343) 38
W	*31 St. Louis (52,567) 21
W	*14 Washington (58,809) 10
W	*51 Seattle (57,540) 7
W	19 Oakland (53,194) 13
L	14 Los Angeles (65,154) 38
W	*35 Philadelphia (62,548) 27

1980 NFC WILD CARD GAME (Dallas)

W	35 Los Angeles (64,533) 13
---	--------------------------------------

1980 DIVISIONAL PLAYOFF (Atlanta)

W	30 Atlanta (60,022) 27
---	----------------------------------

1980 NFC CHAMPIONSHIP GAME (Philadelphia)

L	7 Philadelphia (70,696) 20
---	--------------------------------------

1981 (12-4)

Tom Landry, Head Coach	
W	17 Washington (55,045) 3
W	*30 St. Louis (63,602) 17
W	35 New England (60,311) 21
W	*18 N.Y. Giants (63,449) 10
L	17 St. Louis (49,777) 20
L	14 San Francisco (57,574) 45
W	*29 Los Angeles (64,649) 17
W	*28 Miami (64,221) 27
W	17 Philadelphia (72,111) 14
W	*27 Buffalo (62,583) 14
L	24 Detroit (79,694) 27
W	*24 Washington (64,583) 10
W	*10 Chicago (63,499) 9
W	37 Baltimore (54,871) 13
W	*21 Philadelphia (64,955) 10
L	10 N.Y. Gnts. (73,009) (OT) 13

1981 DIVISIONAL PLAYOFF (Dallas)

W	38 Tampa Bay (64,848) 0
---	-----------------------------------

L	27 San Francisco (60,525) 28
---	--

All-Time Pre-Season Results

1960 (1-5)

Dal.	Opp.
10 San Francisco (22,000)	@ Seattle 16
13 St. Louis (14,000)	@ San Antonio 20
10 Baltimore (40,000)	@ Dallas 14
14 New York (10,663)	@ Louisville 3
14 Los Angeles (13,500)	@ Pendleton 49
23 Green Bay (20,121)	@ Minn. 28

1961 (2-3)

38 Minnesota (4,954)	@ Sioux Falls 13
7 Green Bay (30,000)	@ Dallas 30
10 N. Y. (21,500)	@ Albuquerque 28
35 Baltimore (19,000)	@ Norman 24
10 S. F. (22,130)	@ Sacramento 24

1962 (0-5)

Dal.	Opp.
7 Green Bay (54,500)	@ Dallas 31
24 Detroit (77,683)	@ Cleveland 35
10 Baltimore (14,000)	@ Roanoke 24
7 S. F. (20,000)	@ Sacramento 26
26 Minnesota (12,500)	@ Atlanta 45

1963 (3-2)

17 Los Angeles (70,675)	@ L. A. 14
10 Green Bay (53,121)	@ Dallas 31
17 Los Angeles (29,349)	@ Portland 20
37 S. F. (9,927)	@ Bakersfield 24
27 Detroit (51,218)	@ New Orleans 17

Preseason Results (Cont.)

1964 (1-4)

Dal.		Opp.
6	Los Angeles (57,450)	@ L. A. 17
34	S. F. (24,679)	@ Portland 23
16	Los Angeles (30,565)	@ Portland 25
3	Green Bay (60,057)	@ Dallas 35
6	Chicago (35,000)	@ New Orleans 21

1965 (2-3)

0	Los Angeles (31,579)	@ L. A. 9
7	S. F. (24,837)	@ Portland 27
21	Green Bay (67,954)	@ Dallas 12
17	Minn. (41,500)	@ Birmingham 57
34	Chicago (33,525)	@ Tulsa 21

1966 (5-0)

24	San Francisco (28,899)	@ S. F. 13
20	Los Angeles (44,217)	@ L. A. 10
21	Green Bay (75,504)	@ Dallas 3
20	Detroit (31,250)	@ Tulsa 10
28	Minnesota (58,316)	@ Dallas 24

1967 (2-3)

6	Los Angeles (57,595)	@ L. A. 20
30	San Francisco (31,212)	@ S. F. 24
3	Green Bay (78,087)	@ Dallas 20
30	Houston (53,125)	@ Houston 17
7	Baltimore (58,492)	@ Dallas 33

1968 (3-3)

24	Chicago (14,578)	@ Canton 30
16	San Francisco (27,530)	@ S. F. 14
42	Los Angeles (64,978)	@ L. A. 10
27	Green Bay (72,014)	@ Dallas 31
33	Houston (52,289)	@ Houston 19
10	Baltimore (69,520)	@ Dallas 16

1969 (4-2)

17	Los Angeles (87,381)	@ L. A. 24
20	San Francisco (33,894)	@ S. F. 17
31	Green Bay (73,764)	@ Dallas 13
14	Houston (55,310)	@ Houston 11
25	N. Y. Jets (74,771)	@ Dallas 9
7	Baltimore (58,975)	@ Dallas 23

1970 (1-5)

20	San Diego (39,392)	@ San Diego 10
10	Los Angeles (64,646)	@ L. A. 17
34	Green Bay (72,389)	@ Dallas 35
21	Houston (46,548)	@ Houston 37
0	Kansas City (69,055)	@ Dallas 13
21	New York Jets (55,297)	@ Dallas 29

1971 (6-0)

45	Los Angeles (87,187)	@ L. A. 21
36	New Orleans (73,560)	@ Dallas 21
16	Cleveland (69,099)	@ Dallas 15
28	Houston (49,078)	@ Houston 20
27	Baltimore (22,291)	@ Baltimore 14
24	Kansas City (74,035)	@ Dallas 17

1972 (6-1)

Dal.		Opp.
20	College All-Stars (54,162)	@ Chi. 7
26	Houston (65,405)	@ Dallas 24
27	Los Angeles (66,051)	@ L. A. 13
30	New Orleans (81,070)	@ N. O. 7
34	N. Y. Jets (65,386)	@ Dallas 27
10	Kansas City (79,592)	@ K. C. 20
16	Oakland (62,607)	@ Dallas 10

1973 (4-2)

24	Los Angeles (75,461)	@ L. A. 7
26	Oakland (53,723)	@ Oakland 27
24	New Orleans (61,022)	@ Dallas 14
24	Houston (46,942)	@ Houston 27
27	Kansas City (57,468)	@ Dallas 16
26	Miami (61,378)	@ Dallas 23

1974 (3-3)

7	Oakland (41,049)	@ Oakland 27
13	Los Angeles (46,468)	@ L. A. 6
19	Houston (53,148)	@ Dallas (OT) 13
7	N. Orleans (56,563)	@ N. Orleans 16
25	Kansas City (43,492)	@ Dallas 16
15	Pittsburgh (43,900)	@ Dallas 41

1975 (2-4)

7	Los Angeles (62,843)	@ L. A. 35
20	Kansas City (35,630)	@ K. C. 26
13	Minnesota (45,395)	@ Dallas 16
17	Houston (46,951)	@ Houston 14
20	Oakland (39,562)	@ Dallas 31
17	Pittsburgh (43,186)	@ Dallas 16

1976 (3-3)

14	Oakland (52,391)	@ Oakland 17
14	Los Angeles (60,158)	@ L. A. 26
9	Denver (54,567)	@ Dallas 13
36	Detroit (30,340)	@ Memphis 16
20	Pittsburgh (64,264)	@ Dallas 10
26	Houston (58,844)	@ Dallas (OT) 20

1977 (3-3)

34	San Diego (59,504)	@ Dallas 14
17	Seattle (58,789)	@ Seattle (OT) 23
14	Miami (56,820)	@ Dallas 20
23	Baltimore (54,835)	@ Dallas 21
14	Houston (49,777)	@ Houston 23
30	Pittsburgh (49,824)	@ Dallas 0

1978 (3-1)

41	San Francisco (63,736)	@ Dallas 24
21	Denver (74,619)	@ Denver 14
13	Houston (62,242)	@ Dallas 27
16	Pittsburgh (59,747)	@ Dallas 13

1979 (3-2)

13	Oakland (20,648)	@ Canton, O. 20
7	Denver (61,192)	@ Dallas 6
17	Seattle (59,803)	@ Seattle 27
16	Houston (62,803)	@ Dallas 13
16	Pittsburgh (64,543)	@ Dallas 14

1980 (3-1)

17	Green Bay (54,876)	@ Dallas 14
19	Los Angeles (63,283)	@ Anaheim 16
20	Houston (63,658)	@ Dallas 13
10	Pittsburgh (62,795)	@ Dallas 31

1981 (2-2)

17	Green Bay (55,987)	@ Dallas 21
21	Los Angeles (61,459)	@ Anaheim 33
24	Pittsburgh (63,504)	@ Dallas 14
28	Houston (63,799)	@ Dallas 20

Historical Highlights

1960

NFL FRANCHISE — Clint Murchison, Jr., and Bedford Wynne were awarded an expansion franchise in the NFL at the annual league meeting in Miami Beach, Fla. The Cowboys were to play as a "swing" team, playing every other team one time during the first season, although listed in the Western Conference standings (January 28).

COWBOYS STOCKED — A player pool was set up in a league meeting at L.A., with each of 12 NFL teams freezing 25 names on its roster and the Cowboys allowed to pick three from each team for a total of 36 veterans. Dallas, once given the list, had to select its 36 players within 24 hours (March 13).

TRAINING STARTS — Rookies report to first Cowboys camp at Pacific U., in Forest Grove, Oregon (July 9).

FIRST PRE-SEASON GAME — The Cowboys, less than six months in existence, get their first test and drop a 10-16 pre-season game to San Francisco in Seattle (August 6).

FIRST HOME GAME — In their Dallas debut, in the Salesmanship Club preseason game, the Cowboys led the world champion Baltimore Colts into the final minute before a 62-yard pass from Johnny Unitas to Lenny Moore gave the Colts a 14-10 victory (August 19).

FIRST VICTORY — In a preseason game at Louisville, Ky., the Cowboys beat New York's Giants, 14-3, with Frank Clarke catching touchdown passes of 73 yards (Eddie LeBaron) and 74 yards (Don Meredith) (August 27).

FIRST LEAGUE GAME — In their first league game, Dallas fell to Pittsburgh, 35-28, with Bobby Layne leading a fourth-period Steeler rally (Sept. 24, Saturday night).

STREAK SNAPPED — Dallas snaps a 10-game loss streak by tying New York, 31-31, at Yankee Stadium (Dec. 4).

1961

TRAINING STARTS — Rookies launch training at new campsite — St. Olaf College in Northfield, Minn. (July 9).

FIRST LEAGUE WIN — Scoring ten points in the final 56 seconds, the Cowboys score their first NFL victory, 27-24, over Pittsburgh in the '61 league opener in the Cotton Bowl. Allen Green's 27-yard field goal on the game's final play won it before 23,500 (Sept. 17).

1962

TRAINING STARTS — Team begins training at new campsite — Northern Michigan College in Marquette, Mich. (July 13).

PENALTY HISTORY — For the first time in anyone's memory in an NFL game, points were awarded for a penalty. The Cowboys were detected holding in the end zone on a 99-TD pass from LeBaron to Clarke, and Pittsburgh was awarded a safety. The Steelers eventually won, 30-28 (Sept. 23).

100-YARD FIRSTS — Cowboys Amos Marsh returned a kickoff 101 yards and Mike Gaechter returned a pass interception 100 yards, both plays for fourth-quarter TDs in a 41-19 win over Philadelphia in Dallas. It was the first time in NFL history that two 100-yard runs had been made in the same game, much less by the same team in the same quarter (Oct. 14).

1963

SHIFT TO KANSAS CITY — The rival Dallas Texans of the AFL announce they are moving the franchise to Kansas City (Feb. 8).

CALIFORNIA TRAINING SITE — The Cowboys open training at California Lutheran College in Thousand Oaks, Calif. (July 12).

HOWTON SETS RECORD — Bill Howton broke Don Hutson's all-time receiving mark with a 14-yard catch against Washington (there). Hutson's record was 7,991 yards and the catch gave Howton an even 8,000 yards (Sept. 29).

1964

LANDRY CONTRACT — With one year to go on his original contract, Tom Landry is signed to a ten-year extension, in effect giving him an 11-year pact, possibly the longest in major pro sports history (Feb. 5).

1965

FIRST SELLOUT — An overflow crowd of 76,251 jams the Cotton Bowl for the Cleveland game, notching the team's first home sellout. Cleveland won, 24-17 (Nov. 21).

1966

PLAYOFF BOWL — After defeating New York, 38-20, in the season finale (and winning five of their last seven games) to get into the Playoff Bowl at Miami, the Cowboys fall to Baltimore, 35-3 (Jan. 15).

MERGER — Peace comes to pro football with Cowboys GM Tex Schramm completing two months of negotiations with AFL's Lamar Hunt, merging the two leagues under the NFL banner (June 8).

SCHRAMM ELEVATED — Texas E. Schramm, Vice-President and General Manager of the Cowboys from the beginning, was named President of the club by owner Clint Murchison, Jr., who retained the title of Chairman of the Board.

NEELY CASE SOLVED — Dallas and Houston reached agreement in the Ralph Neely case. Neely remained with Dallas with Houston receiving the Cowboys Nos. 1, 2 and two fifth place picks in the 1967 draft (Nov. 17).

THE CHAMPIONSHIP — The Cowboys won their first championship, capturing the Eastern Conference title with a 10-3-1 record, but lost the NFL Championship Game to Green Bay, 34-27.

1967

TEXAS STADIUM — On Dec. 23, owner Clint Murchison, Jr., formally announced plans to build Texas Stadium in suburban Irving. The stadium, to be financed through a bond-option plan, would be ready for the 1970 season. The stadium would seat a minimum of 58,000.

SECOND CHAMPIONSHIP — Under the NFL's new format, the Cowboys easily won the Capitol Division and defeated Cleveland, Century Division winner, 52-14, in the Cotton Bowl for the Eastern conference championship. However, on Dec. 31 in Green Bay, the Cowboys lost their second bid for an NFL title, falling to the Packers, 21-17, in the 13 degree below weather.

1968

WIN CAPITOL — For the second straight year the Cowboys won the Capitol Division, but for the first time in three years the Cowboys did not win the Eastern Championship, being upset at Cleveland, 31-20, on December 21st. Dallas won the Runner-Up Bowl over Minnesota, 17-13.



1969

TEXAS STADIUM — Ground was broken for Texas Stadium in suburban Irving on January 25, and on June 29 Bert Rose was named general manager of the stadium.

ORIGINALS RETIRE — An era ended for the Cowboys in July. On July 5th at a press conference in Dallas, quarterback Don Meredith, the last of the original Cowboys, announced his retirement. Then, on July 18th, the day the veterans were to report to training camp, all-time rushing great Don Perkins officially retired.

REPEAT CAPITOL WINS — Once again the Cowboys rolled to the Capitol Division Championship with an 11-2-1 season. However, the Cowboys failed to win the Eastern Championship when on Dec. 28, the Cowboys lost to Cleveland, 38-14, in the Cotton Bowl.

1970

FIVE STRAIGHT PLAYOFFS — The Cowboys won their last five games to finish 10-4, claim the Eastern Division championship and make the playoffs for the fifth year in a row. They defeated Detroit, 5-0, in the opening round to get a shot at the National Conference championship.

FIRST NFC TITLE — The Cowboys captured the biggest prize of their 11-year history on Jan. 3 when they downed San Francisco, 17-10, for the NFC crown. A 16-13 loss to Baltimore in the Super Bowl Jan. 17 left Dallas with one major goal still unrealized.

1971

TEXAS STADIUM — The Cowboys opened a new era in their sparkling Irving, Tex., home with a 44-21 victory over the New England Patriots on October 24. Duane Thomas scored the first touchdown in the new stadium, a 56-yard run just two minutes and 16 seconds after the opening kickoff. Attendance was 65,708.

SIX STRAIGHT PLAYOFFS — The Cowboys won their last seven games to finish 11-3, claim the Eastern Division championship and make the playoffs for the sixth year in a row. They defeated Minnesota, 20-12, in the opening round.

SECOND NFC TITLE — For the second consecutive year, the Cowboys met the San Francisco 49ers in the National Conference showdown. This time Dallas won, 14-3, to qualify for its second straight Super Bowl.

FIRST WORLD CHAMPIONSHIP — The Cowboys downed the Miami Dolphins, 24-3, to win Super Bowl VI in New Orleans on Jan. 16. It was the 10th victory in a row for Dallas as Roger Staubach passed for two touchdowns and was named the game's Most Valuable Player.

1972

FIRST 1,000-YARD BACK — Calvin Hill became the first Dallas player to rush for 1,000 yards when he gained 111 on Dec. 9 against the Washington Redskins in Texas Stadium. Hill wound up with 1,036 yards for the season on a record 245 carries.

SEVEN STRAIGHT PLAYOFFS — The Cowboys qualified for the NFL playoffs a record seventh consecutive year, their 10-4 record earning them the National Conference Wild Card berth. Roger Staubach passed for two touchdowns in the last 1½ minutes to give the Cowboys a 30-28 victory at San Francisco in the first round. Then, at Washington on New Year's Eve, Dallas was foiled in its bid for a third straight NFL title when the Redskins won, 26-3.

1973

100 VICTORIES — The Cowboys and Coach Tom Landry recorded their 100th victory with a 40-3 Texas Stadium win over the New Orleans Saints on Sept. 24. Landry, the only head coach the Cowboys have had, ended the season with a career mark of 108-80-6 to rank ninth on the list of the NFL's all-time winningest coaches.

EIGHT STRAIGHT PLAYOFFS — The Cowboys regained the NFC Eastern Division title with a 10-4 record and broke their own NFL record by reaching the playoffs for the eighth year in a row. Dallas defeated Western Division champion Los Angeles in the first round, 27-16, but fell to Central Division winner Minnesota in the NFC Championship Game, 27-10.

1974

FIRST TOP DRAFT CHOICE — For the first time in their history, the Cowboys had the very first choice in the NFL college draft. The No. 1 pick came to Dallas from Houston in exchange for Tody Smith and Billy Parks. The Cowboys selected Ed "Too Tall" Jones, a 6-9, 260-pound defensive end from Tennessee State.

PLAYOFFS MISSED — The Cowboys' record-breaking string of eight straight years in the NFL playoffs was broken when the club's 8-6 record failed to qualify.

1975

LILLY HONORED — "Mr. Cowboy" was honored on Bob Lilly Day at Texas Stadium at halftime of the Philadelphia game on Nov. 23. It was the first such recognition ever given to a Dallas player. Lilly never missed a game in 14 years with the Cowboys, earning All-Pro honors seven times at defensive tackle before retiring prior to the '75 season.

TEN STRAIGHT WINNING SEASONS — The Cowboys' 10-4 record earned them the NFC Wild Card berth in the playoffs. The composite record over 10 straight winning seasons was 101-37-2.

THIRD NFC TITLE — After shocking Minnesota in the first round, 17-14 on Roger Staubach's 50-yard "Hail Mary" pass to Drew Pearson, the

Cowboys traveled to Los Angeles for the NFC showdown. Staubach threw four touchdown passes, three to Preston Pearson, and Dallas won, 37-7. Pittsburgh won Super Bowl X on Jan. 18 in Miami, 21-17.

1976

MEREDITH, PERKINS HONORED — Former Cowboys greats Don Meredith and Don Perkins joined Bob Lilly in the "Ring of Honor" at Texas Stadium during halftime ceremonies at the New York Giants game on Nov. 7.

ELEVEN STRAIGHT WINNING SEASONS — The Cowboys won the NFC Eastern Division title with their 11-3 record, giving them their 11th straight winning season and 10th playoff berth in that period. A 14-12 first round loss to Los Angeles — the first time Dallas had lost in the first round under the current playoff setup — ended the season.

1977

HOWLEY HONORED — Former All-Pro linebacker Chuck Howley, a Cowboy from 1961 through 1973, became the fourth member of the Ring of Honor. Howley was honored during ceremonies at halftime of the Detroit Lions game on Oct. 30.

TWELVE STRAIGHT WINNING SEASONS — Getting off to an 8-0 start, their best ever, the Cowboys rolled to a 12-2 record, the championship of the NFC East, and their 12th consecutive winning season. They opened their 11th visit to the playoffs in those 12 years with a 37-7 first-round victory over the Chicago Bears at Texas Stadium.

FOURTH NFC TITLE — Dallas crushed the Minnesota Vikings at Texas Stadium, 23-6, for National Conference crown No. 4 and the right to meet the Denver Broncos in Super Bowl XII.

SECOND WORLD CHAMPIONSHIP — The Cowboys stopped the Denver Broncos, 27-10, to win Super Bowl XII in New Orleans on January 15, 1978. In the process, Dallas tied Minnesota for most Super Bowl appearances (four) and Green Bay, Miami and Pittsburgh for most Super Bowl victories (two). Defensive linemen Harvey Martin and Randy White were named co-Most Valuable Players in the game.

1978

THIRTEEN STRAIGHT WINNING SEASONS — After a mediocre 6-4 start, the Cowboys won six straight games to finish the expanded regular season with a 12-4 record and their 10th division crown. It marked the Cowboys' 13th consecutive winning season and 12th trip to the playoffs in that span. Dallas rallied to beat Atlanta 27-20 in a divisional playoff at Texas Stadium, sending the Cowboys to their seventh NFC championship game in the past nine years.

FIFTH NFC TITLE — Dallas shut out the Rams in Los Angeles 28-0 in the National Conference title game to advance to the Super Bowl a record fifth time, including three of the last four. In the first Super Bowl rematch, Pittsburgh edged the Cowboys 35-31 for the NFL championship on Jan. 21 in Miami's Orange Bowl.

1979

TWENTIETH ANNIVERSARY — The Cowboys celebrated their 20th anniversary season at halftime of the St. Louis Cardinals game at Texas

Stadium on Oct. 21. Stars from each of those 20 seasons plus Coach Tom Landry were introduced during the halftime ceremonies.

FOURTH STRAIGHT NFC EAST TITLE — Rallying from a mid-season slump, the Cowboys won their final three games to finish with an 11-5 record, their 11th division championship, including the past four NFC East titles, and 14th consecutive winning season. The Cowboys made their 13th trip to the playoffs in those 14 years, but were eliminated by Los Angeles 21-19 in a divisional playoff at Texas Stadium.

1980

STAUBACH RETIRES — At a press conference at Texas Stadium on March 31, quarterback Roger Staubach announced his retirement after 11 record-breaking years with the Cowboys. Staubach held all major Cowboys passing records and was the all-time leading NFL passer.

LILLY ENTERS HALL OF FAME — Bob Lilly, a seven-time All-Pro defensive tackle in his 14-year career with the Cowboys from 1961-74, became the first Cowboys-only player to be inducted into the Pro Football Hall of Fame. Enshrined along with Lilly on Aug. 2 at Canton, Ohio, were Herb Adderley, who played for the Cowboys from 1970-72, Jim Otto and Deacon Jones.

FIFTEEN STRAIGHT WINNING SEASONS — Behind new starting quarterback Danny White, the Cowboys rolled to their 15th consecutive winning season with a surprising 12-4 record, tied for best in the league with Philadelphia and Atlanta. The Cowboys lost the NFC East title to Philadelphia on a tie-breaker, but entered the playoffs for the 14th time in 15 years, this time as a wild card team. The Cowboys beat Los Angeles 34-13 at Texas Stadium in the NFC Wild Card Game and rallied past the Falcons at Atlanta 30-27 to advance to the NFC Championship Game at Philadelphia. But the Cowboys lost 20-7 in their bid for a sixth Super Bowl appearance.


LANDRY'S 200th VICTORY — Tom Landry joined George Halas and Curly Lambeau as the only coaches with 200 NFL victories when the Cowboys beat Los Angeles 34-13 on Dec. 28 at Texas Stadium in the NFC Wild Card Game, raising Landry's record to 200-119-6, counting regular season and playoff games.

1981

RENFRO HONORED — Former All-Pro defensive back Mel Renfro, the Cowboys' all-time leading pass interceptor, became the fifth member of the Cowboys' Ring of Honor. Renfro, who played for Dallas from 1964 through 1977, was honored during halftime ceremonies of the Cowboys-Miami Dolphins game at Texas Stadium Oct. 25.

TWELFTH DIVISION CHAMPIONSHIP — The Cowboys regained the NFC Eastern Division Championship, their 12th division title since 1966, with a 12-4 record and tied Oakland's NFL mark of 16 consecutive winning seasons. Entering the playoffs for the 15th time in that span, the Cowboys advanced to the NFC Championship Game for the ninth time in 12 years by routing Tampa Bay 38-0 at Texas Stadium. But for the second year in a row Dallas lost the conference title game. San Francisco scored a last-minute touchdown at Candlestick Park to edge the Cowboys 28-27 for a berth in Super Bowl XVI.

THE SIDELINES



Dallas Cowboys Cheerleaders

Although the Cowboys have had sideline cheerleaders since their first season, the current phenomenon of the Cowboys Cheerleaders did not begin its rise until about 1975.

The Cowboys saw the opportunity to develop a new form of entertainment for football fans and a decision was made to increase the size of the cheerleading squad by holding open auditions in the spring of 1976. About 250 women came to Texas Stadium that year. The number of applicants annually now exceeds 2,000.

In capturing the imaginations of people everywhere, the multi-talented Cheerleaders have made numerous national television appearances, including two highly rated made-for-TV movies about the squad and two special "Love Boat" episodes. The Cheerleaders also have appeared at many charity events and state fairs around the nation.

The Cowboys Cheerleaders also are popular around the world. The squad made its first overseas tour in December 1978, a well-received 10-day visit to Japan. Since 1979 the Cheerleaders have made six very successful tours of United States military bases in Korea, West Germany, Greece, Turkey, the Philippines and the Indian Ocean for the United Services Organization (USO) and the Department of Defense.

1982-83 COWBOYS CHEERLEADERS

Annie Adkins

Student

Kim Bateman

Student

Kaye Boone

Drill Team Instructor/

Student

Leslie Bowling

Receptionist

***Annette Bilbrey-Birdwell**

Legal Secretary

Kim Chapman

English School Teacher

Lorie Clark

Student

Michelle Cole

Nursing Student

***Rhonda Cumbly**

Executive Secretary

Wendy Fasang

Computer Opr./Asst. Of. Mgr.

***Kelly Gray**

Student

Jo Anne Hall

Oncology Sales Rep.

Dianna Hart

Secretary

Sherri Mallard

Physical Education Teacher

Sandy Matthews

Student

***Melinda May**

Secretary

Michelle Messer

Payroll Processor

Dee Dee Murphy

Student

***Angelia Pannell**

Secretary/

Gymnastics Coach

***Dana Presley**

Secretary

***Teri Richardson**

Aerobics Instructor

Robin Roberts

Dance Instructor

***Kim Rockel**

Student

Cindy Rodriguez

Sales/Marketing Rep.

Lori Nelson Sandridge

Secretary

Stacy Stanaland

Student

Tisha Sulak

Student

Nasha Thomas

Student

***Judy Trammell**

Orthodontist Asst.

***Toni Washington**

Secretary/Student

***Melissa White**

Student

Susan Widmer

Secretary

***Sheri Williams**

Physical Education Teacher

Suzanne Mitchell

Director

Texie Waterman

Choreographer

Shannon Baker Werthmann

Assistant Choreographer

Kim Kilway Nippler

Associate Choreographer

Debbie Bond

Assistant Director

*returnees

1982 Halftime Activities

AUGUST 14 . . . Buffalo Bills

Flippers Gymnasts from Garland, Texas.

AUGUST 28 . . . New England Patriots

Tyler Junior College Apache Belles and Band from Tyler, Texas.

SEPTEMBER 4 . . . Houston Oilers

Martin High School Band of Laredo, Texas.

SEPTEMBER 13 . . . Pittsburgh Steelers

Choctawhatchee High School Band from Fort Walton Beach, Fla.

OCTOBER 3 . . . New York Giants

Cowboys Reunion VIII.

OCTOBER 10 . . . Washington Redskins

The United States Marine Drum and Bugle Corps, Color Guard and Silent Drill Team from Washington, D.C., in a tribute to our Vietnam Veterans.

NOVEMBER 7 . . . St. Louis Cardinals

Kansas State University Marching Band.

NOVEMBER 21 . . . Tampa Bay Buccaneers

Monahans High School Band from Monahans, Texas.

NOVEMBER 25 . . . Cleveland Browns

The Cowboys' traditional Thanksgiving Day Show, featuring the Temple, Texas, High School Band, Pepperettes and Chorus.

DECEMBER 19 . . . New Orleans Saints

Lake Highlands High School Band from Dallas, Texas.

DECEMBER 26 . . . Philadelphia Eagles

To be announced.

The Cowboys Band

The 25-member Dallas Cowboys Band, a brass arrangement featuring a variety of musical sounds from country and western to rock 'n roll, again will be a central entertainment ingredient during Cowboys games at Texas Stadium in 1981. Under the direction of Bill Lively, associate dean of the Meadows School of the Arts at Southern Methodist University, the Cowboys Band is a vital part of all Texas Stadium pre-game, halftime and post-game activities.

Cowboys on Radio

The Cowboys again in 1982 will have the largest radio network in the National Football League as Texas State Network begins its first season broadcasting Cowboys games to America. With KRLD Radio of Dallas serving as the flagship station, TSN's Dallas Cowboys Network will be carried on more than 200 stations in 18 states. Play-by-play broadcaster Verne Lundquist will be joined by color man Brad Sham for the broadcasts. In addition, TSN will carry all Cowboys games in Spanish on 27 stations in five states via the Dallas Cowboys Spanish Radio Network with broadcasters Armando Quintero and Mario Montez.

The TSN Dallas Cowboys Network

TEXAS: Abilene, KWKC; Alice, KBIC-FM; Alpine, KVLF; Amarillo, KQIZ, KQIZ-FM; Andrews, KACT-FM; Atlanta, KPYN-FM; Austin, KLBJ; Ballinger, KRUN-FM; Beeville, KCWW-FM; Belton, KTON-FM, KTON; Big Spring, KBST; Bonham, KFYZ-FM; Bowie, KBAN; Brady, KNEL; Bridgeport, KWCS-FM; Brownsville, KBOR; Brownwood, KBWD; Bryan, KORA-FM; Carthage, KGAS; Center, KLCR-FM; Coleman, KSTA; Colorado City, KVMC; Columbus, KULM-FM; Conroe, KSKS; Corpus Christi, KSIX; Dallas, KRLD; Del Rio, KDLC; Dumas, KDDD, KMRE-FM; Eastland, KERC; El Paso, KELP; Floresville, KWCB-FM; Fort Stockton, KFST, KPJH-FM; Fredericksburg, KNAF, KFAN-FM; Gainesville, KGAF, KGAF-FM; Galveston, KILE; Gilmer, KHYM; Gladewater, KEE5; Graham, KWQO-FM; Granbury, KPAP; Greenville, KGVF; Hallettsville, KRJH; Hamilton, KCLW; Henderson, KGRI-FM; Hereford, KPAN; Houston, KULF; Jasper, KQYX-FM; Junction, KMBL; Kermit, KERB; Kerrville, KERV; Lamesa, KPET; Lampasas, KCVL; Laredo, KVOZ; Levelland, KLVF; Liberty, KPXE; Longview, KLUE; Lubbock, KFYO; Lufkin, KRBA; Marshall, KMHT; Merkel, KMIO, KMIO-FM; Mexia, KBUS; Midland, KCRS; Mineral Wells, KYXS; Monahans, KYKM; Mt. Pleasant, KPXI-FM; Nacogdoches, KEEE; Odessa, KYXX; Orange, KOGT; Palestine, KNET; Pampa, KPDN; Paris, KPLT; Pecos, KPXX-FM; Perryton, KEYE; Plainview, KVOP; Pleasanton, KBOP-FM; Rusk, KTLU, KWRW-FM; San Angelo, KTEO; San Antonio, WQAI; San Marcos, KCMY; San Saba, KBAL; Seymour, KSEY; Sherman, KTXO; Silsbee, KWDX-FM; Slaton, KCAS; Snyder, KSNY; Sonora, KVRN-FM; Spearman, KRDF-FM; Sulphur Springs, KSST; Sweetwater, KXOX-FM; Taylor, KTAE; Terrell, KTLR-FM; Texarkana, KTFS; Tulia, KTUE; Tyler, KDOK; Uvalde, KYUF-FM; Victoria, KCWM; Waco, KKIK; Waxahachie, KBEC; Wichita Falls, KNIN; Woodville, KVLL.

ALABAMA: Florence, WXOR; Jackson, WHOD, WHOD-FM.

ALASKA: Anchorage, KTVL.

ARIZONA: Coolidge, KCKY; Phoenix, KTAR; Tucson, KNST.

ARKANSAS: Ashdown, KMLA-FM; Camden, KAMD; Dermott, KAKA; DeWitt, KDEW, KDEW-FM; Fairfield Bay, KFFB; Fort Smith, KWHN, KMAG-FM; Greenwood, KAJJ; Hope, KXAR; Horse-shoe Bend, KHAM; Little Rock, KXLR; Ozark, KZRK-FM; Paragould, KDRS; Pine Bluff, KOTN; Ratcliff, KLEO-FM; Van Buren, KAYR.

CALIFORNIA: Thousand Oaks, KGEO.

COLORADO: Gunnison, KVLE-FM.

FLORIDA: Miami, WINZ.

HAWAII: Honolulu, KHVH.

ILLINOIS: Belleville, WIBV.

KANSAS: Independence, KIND, KIND-FM.

KENTUCKY: Louisville, WAKY.

LOUISIANA: Alexandria, KSYL; Bogalusa, WIKC; Lafayette, KPCL; Mansfield, KDXI; Many, KWLV-FM; Marksville, KPAB; Monroe, KNAN-FM; Natchitoches, KNOC, KDBH-FM; New Orleans, WNOE; Rayville, KXLB; Shreveport, KOKA; Springhill, KTKC.

MISSISSIPPI: Jackson, WCCL.

NEW MEXICO: Alamogordo, KP5A; Albuquerque, KOB; Artesia, KSVP, KTZA-FM; Aztec, KKBK; Belen, KARS; Carlsbad, KBAD, KATK-FM; Clayton, KLMX; Clovis, KICA-FM; Farmington, KWYK-FM; Gallup, KGAK; Hobbs, KZOR-FM; Roswell, KBIM-FM; Santa Rosa, K5YX; Silver City, KSIL; Tucumcari, KTNM.

OKLAHOMA: Ada, KASX-FM; Anadarko, KRPT; Ardmore, KVSO; Blackwell, KLTR; Bristow, KREK; Chickasha, KWCO; Clinton, KKCC; Cushing, KUSH; Guthrie, KOKC; Henryetta, KGCG, KHEN-FM; Lawton, KRLG-FM; McAlester, KNED-FM; Muskogee, KMMM-FM; Nowata, KNFB-FM; Oklahoma City, KLTE-FM; Okmulgee, KOKL, KOKL-FM; Pawhuska, KXVQ; Ponca City, KPNC-FM; Tulsa, KRMG; Vinita, KVIN; Weatherford, KWEY, KWEY-FM; Wewoka, KWSH.

SOUTH CAROLINA: Charleston, WGCA.

TENNESSEE: Erwin, WXIS-FM; Millington/Memphis, WTNN.

The Dallas Cowboys Spanish Radio Network

ARIZONA: Douglas (Agua Prieta), XEFH; Nogales (Nogales), XECC.

CALIFORNIA: El Centro (Mexicali), XEWW; Indio (Coachella), KVIM-FM; Oxnard, KOXR; San Diego (Tijuana), XEMMM; Tecate (S. California), XEKT.

FLORIDA: Fort Myers (Immockalee), WKEM; Miami, WOCN.

NEW MEXICO: Roswell, KRCR.

TEXAS: Alice, KDSI-FM; Amarillo, KZIP; Beeville, KIBL; Brownsville (Matamoros), XEEW; Corpus Christi, KCCT; Dallas/Fort Worth, KESS-FM; Del Rio (Ciudad Acuna), XEAE; Eagle Pass (Piedras Negras), XEML; El Paso (Ciudad Juarez), XEZOL; Laredo (Nuevo Laredo), XEK; McAllen (Reynosa), XHRR-FM; Midland/Odessa, KWEL; Ralls, KCLR; Refugio, KYOT-FM; Rio Grande City (Ciudad Miguel Aleman), XEHI; San Angelo, KSJT-FM; San Antonio, KEDA.

Cowboys Attendance Records

TOTAL ATTENDANCE

Year	Home Games (No.)	Avg.	Percent Change	Road Games (No.)	Pre-Season Games (No.)	Post Season Games	Grand Total
1960	128,500(6)	21,417	—	214,820(6)	120,284(6)	—	463,604
1961	172,000(7)	24,571	+33.9%	251,443(7)	97,584(5)	—	521,027
1962	152,446(7)	21,778	-11.4%	278,807(7)	178,683(5)	—	609,936
1963	188,727(7)	26,961	+23.8%	280,062(7)	214,290(5)	—	683,079
1964	268,661(7)	38,380	+42.3%	356,339(7)	207,751(5)	—	832,751
1965	388,912(7)	55,559	+44.8%	366,390(7)	199,395(5)	65,569	1,020,266
1966	473,373(7)	67,625	+21.7%	408,889(7)	238,186(5)	75,504	1,195,952
1967	460,476(7)	65,782	-2.7%	402,843(7)	278,511(5)	121,647	1,263,477
1968	470,110(7)	67,158	+2.1%	401,626(7)	300,909(6)	104,458	1,277,103
1969	443,352(7)	63,336	-5.7%	434,477(7)	384,095(6)	100,472	1,362,396
1970	411,531(7)	58,790	-7.2%	398,377(7)	347,327(6)	212,847	1,370,082
1971	466,220(7)	66,603	+13.3%	416,043(7)	375,250(6)	196,716	1,454,229
1972	446,990(7)	63,856	-4.1%	391,852(7)	474,273(7)	114,343	1,427,458
1973	433,030(7)	61,861	-3.1%	423,177(7)	355,994(6)	128,815	1,341,016
1974	373,435(7)	53,348	-13.8%	378,233(7)	284,620(6)	—	1,036,288
1975	402,294(7)	57,471	+7.7%	404,074(7)	273,567(6)	211,095	1,291,029
1976	412,698(7)	58,957	+2.6%	414,867(7)	320,564(6)	62,436	1,210,565
1977	432,885(7)	61,840	+5.0%	398,486(7)	329,549(6)	201,288	1,362,208
1978	498,865(8)	62,358	+0.9%	484,905(8)	260,344(4)	206,464	1,450,578
1979	508,965(8)	63,621	+0.2%	488,432(8)	268,989(5)	64,792	1,331,178
1980	477,378(8)	59,672	-6.2%	492,828(8)	244,612(4)	195,251	1,410,069
1981	511,541(8)	63,943	+7.2%	502,392(8)	243,849(4)	125,373	1,383,155
Total	8,522,389(157)	54,283	—	8,589,361(157)	5,997,813(119)	2,187,070	25,297,446

*LARGEST CROWDS

Home

80,259 — Dallas 26, Cleveland 14; Nov. 24, 1966.
76,965 — Dallas 31, St. Louis 17; Dec. 4, 1966.

Away

84,850 — Cleveland 42, Dallas 10; Nov. 2, 1969.
84,728 — Dallas 17, New Orleans 3; Nov. 3, 1968.

SMALLEST CROWDS

Home

†10,000 — San Francisco 26, Dallas 14; Nov. 20, 1960.
12,692 — Chicago 34, Dallas 33; Nov. 18, 1962.

Away

4,954 — Dallas 38, Minnesota 13; Aug. 5, 1961 in Sioux Falls, S.D.
14,102 — St. Louis 52, Dallas 20; Dec. 9, 1962.

*Cowboys-Rams played before 87,381 in pre-season, Aug. 8, 1969 in Los Angeles.
†Estimated; no turnstiles in Cotton Bowl in 1960 and 1961.

SELLOUT STREAKS

Last home non-sellout (regular season and playoffs) — 10/2/77 vs. Tampa Bay (43 straight home sellouts)

Last non-sellout (regular season and playoffs) — 9/9/79 @ San Francisco (52 straight sellouts home and away)



1981 NFL Leaders

RUSHING

	Player, Team—	Att.	Yards	Avg.	Long	TD
1.	George Rogers, New Orleans	378	1674	4.4	t79	13
2.	Tony Dorsett, Dallas	342	1646	4.8	t75	4
3.	Billy Sims, Detroit	296	1437	4.9	51	13
4.	Wilbert Montgomery, Philadelphia	286	1402	4.9	41	8
5.	Ottis Anderson, St. Louis	328	1376	4.2	28	9
6.	Earl Campbell, Houston	361	1376	3.8	43	10
7.	William Andrews, Atlanta	289	1301	4.5	29	10
8.	Walter Payton, Chicago	339	1222	3.6	39	6
9.	Chuck Muncie, San Diego	251	1144	4.6	t73	19
10.	Joe Delaney, Kansas City	234	1121	4.8	t82	3

PASSING

	Player, Team—	Att.	Comp.	Pct.	Yards	TD	Int.	Rating
1.	Ken Anderson, Cincinnati ..	479	300	62.6	3754	29	10	98.5
2.	Craig Morton, Denver	376	225	59.8	3195	21	14	90.6
3.	Dan Fouts, San Diego	609	360	59.1	4802	33	17	90.6
4.	Joe Montana, S. Francisco	488	311	63.7	3565	19	12	88.2
5.	Danny White, Dallas	391	223	57.0	3098	22	13	87.5
6.	Terry Bradshaw, Pittsburgh	370	201	54.3	2887	22	14	83.7
7.	Jim Zorn, Seattle	397	236	59.4	2788	13	9	82.3
8.	Richard Todd, N.Y. Jets ..	497	279	56.1	3231	25	13	81.8
9.	Steve Bartkowski, Atlanta .	533	297	55.7	3829	30	23	79.2
10.	Lynn Dickey, Green Bay ...	354	204	57.6	2593	17	15	79.1

RECEIVING

	Player, Team—	No.	Yards	Avg.	Long	TD
1.	Kellen Winslow, San Diego	88	1075	12.2	t67	10
2.	Dwight Clark, San Francisco	85	1105	13.0	t78	4
3.	Ted Brown, Minnesota	83	694	8.4	63	2
4.	William Andrews, Atlanta	81	735	9.1	t70	2
5.	Joe Senser, Minnesota	79	1004	12.7	53	8
6.	Steve Largent, Seattle	75	1224	16.3	t57	9
7.	James Lofton, Green Bay	71	1294	18.2	t75	8
8.	Dan Ross, Cincinnati	71	910	12.8	37	5
9.	Alfred Jenkins, Atlanta	70	1358	19.4	67	13
10.	Frank Lewis, Buffalo	70	1244	17.8	33	4
11.	Charlie Joiner, San Diego	70	1188	17.0	57	7
12.	Joe Washington, Washington	70	558	8.0	32	3

SCORING

	Player, Team—	TD	PAT	FG	Total
1.	Ed Murray, Detroit	0	46	25	121
1.	Rafael Septien, Dallas	0	40	27	121
3.	Jim Breech, Cincinnati	0	49	22	115
4.	Nick Lowery, Kansas City	0	37	26	115
5.	Chuck Muncie, San Diego	19	0	0	114
6.	Mike Luckhurst, Atlanta	0	51	21	114
7.	Pat Leahy, New York Jets	0	38	25	113
8.	Rolf Benirschke, San Diego	0	55	19	112
9.	Uwe von Schamann, Miami	0	37	24	109
10.	Joe Danelo, New York Giants	0	31	24	103
11.	Wendell Tyler, Los Angeles	17	0	0	102

PUNTING

	Player, Team—	No.	Avg.	Long	Blk.
1.	Pat McNally, Cincinnati	72	45.4	62	1
2.	Ray Guy, Oakland	96	43.7	69	0
3.	Tom Skladany, Detroit	64	43.5	74	0
4.	Craig Colquitt, Pittsburgh	84	43.3	74	0
5.	Dave Jennings, New York Giants	97	43.3	62	0
6.	Larry Swider, Tampa Bay	58	42.7	62	2
7.	Steve Cox, Cleveland	68	42.4	66	2
8.	Frank Corral, Los Angeles	89	42.0	67	0
9.	Carl Birdsong, St. Louis	69	41.8	75	0
10.	Rich Camarillo, New England	47	41.7	75	0

INTERCEPTIONS

	Player, Team—	No.	Yards	Avg.	Long	TD
1.	Everson Walls, Dallas	11	133	12.1	33	0
2.	John Harris, Seattle	10	155	15.5	t42	2
3.	Dwight Hicks, San Francisco	9	239	26.6	72	1
4.	Cedric Brown, Tampa Bay	9	215	23.9	t81	2
5.	Dennis Thurman, Dallas	9	187	20.8	96	0
6.	Jim Allen, Detroit	9	123	13.7	34	0
7.	Darroll Ray, New York Jets	7	227	32.4	t64	2
8.	Tom Pridemore, Atlanta	7	221	31.6	t101	1
9.	Ronnie Lott, San Francisco	7	117	16.7	t41	3
10.	Ken Greene, St. Louis	7	111	15.9	47	0
11.	Eric Harris, Kansas City	7	109	15.6	43	0
12.	Michael Downs, Dallas	7	81	11.6	25	0
13.	Mark Murphy, Washington	7	68	9.7	29	0

KICKOFF RETURNS

	Player, Team—	No.	Yards	Avg.	Long	TD
1.	Mike Nelms, Washington	37	1099	29.7	84	0
2.	Carl Roaches, Houston	28	769	27.5	t96	1
3.	Amos Lawrence, San Francisco	17	437	25.7	t92	1
4.	Fulton Walker, Miami	38	932	24.5	t90	1
5.	Willie Tullis, Houston	32	779	24.3	t95	1
6.	Reggie Smith, Atlanta	47	1143	24.3	52	0
7.	David Verser, Cincinnati	29	691	23.8	78	0
8.	James Brooks, San Diego	40	949	23.7	47	0
9.	Stump Mitchell, St. Louis	55	1292	23.5	67	0
10.	Wayne Wilson, New Orleans	31	722	23.3	57	0

PUNT RETURNS

	Player, Team—	No.	FC	Yards	Avg.	Long	TD
1.	Leroy Irvin, Los Angeles	46	6	615	13.4	t84	3
2.	James Brooks, San Diego	22	6	290	13.2	42	0
3.	Jeff Fisher, Chicago	43	20	509	11.8	t88	1
4.	Jeff Groth, New Orleans	37	6	436	11.8	36	0
5.	Paul Johns, Seattle	16	4	177	11.1	34	0
6.	Mike Nelms, Washington	45	1	492	10.9	t75	2
7.	Stump Mitchell, St. Louis	42	0	445	10.6	t50	1
8.	J. T. Smith, Kansas City	50	7	528	10.6	62	0
9.	Tommy Vigorito, Miami	36	12	379	10.5	t87	1
10.	Larry Anderson, Pittsburgh	20	8	208	10.4	33	0



Final 1981 NFL Standings

AFC

EASTERN DIVISION

Team	W	L	T	Pct.	Pts.	DP
*Miami	11	4	1	.719	345	275
†N.Y. Jets	10	5	1	.656	355	287
†Buffalo	10	6	0	.625	311	276
Baltimore	2	14	0	.125	259	533
N. England	2	14	0	.125	322	370

CENTRAL DIVISION

*Cincinnati	12	4	0	.750	421	304
Pittsburgh	8	8	0	.500	356	297
Houston	7	9	0	.438	281	355
Cleveland	5	11	0	.313	276	375

WESTERN DIVISION

*San Diego	10	6	0	.625	478	390
Denver	10	6	0	.625	321	289
Kansas City	9	7	0	.563	343	290
Oakland	7	9	0	.438	273	343
Seattle	6	10	0	.375	322	388

*Division Champion

†Wild Card for Playoffs

NOTE: San Diego won AFC Western title over Denver on the basis of a better division record (6-2 to 5-3).

WILD CARD GAME

Buffalo 31, @ N.Y. Jets 27

DIVISIONAL PLAYOFFS

San Diego 41, @ Miami 38 (OT)
@ Cincinnati 28, Buffalo 21

CONFERENCE CHAMPIONSHIP

@ Cincinnati 27, San Diego 7

SUPER BOWL XVI

San Francisco 26, Cincinnati 21

AFC-NFC PRO BOWL

AFC 16, NFC 13

NFC

EASTERN DIVISION

Team	W	L	T	Pct.	Pts.	DP
*Dallas	12	4	0	.750	367	277
†Phila.	10	6	0	.625	368	221
†N.Y. Giants	9	7	0	.563	295	257
Washington	8	8	0	.500	347	349
St. Louis	7	9	0	.438	315	408

CENTRAL DIVISION

*Tampa Bay	9	7	0	.563	315	268
Detroit	8	8	0	.500	397	322
Green Bay	8	8	0	.500	324	361
Minnesota	7	9	0	.438	325	369
Chicago	6	10	0	.375	253	324

WESTERN DIVISION

*San Fran.	13	3	0	.813	357	250
Atlanta	7	9	0	.438	426	355
L. Angeles	6	10	0	.375	303	351
N. Orleans	4	12	0	.250	207	378

WILD CARD GAME

N.Y. Giants 27, @ Philadelphia 21

DIVISIONAL PLAYOFFS

@ Dallas 38, Tampa Bay 0
@ San Francisco 38, N.Y. Giants 24

CONFERENCE CHAMPIONSHIP

@ San Francisco 28, Dallas 27

1982 NFL Post Season Games

SUNDAY, JANUARY 2, 1982
NFL FIRST ROUND PLAYOFFS

SATURDAY, JANUARY 8
AFC AND NFC DIVISIONAL PLAYOFFS

SUNDAY, JANUARY 9
AFC AND NFC DIVISIONAL PLAYOFFS

SUNDAY, JANUARY 16
AFC CHAMPIONSHIP GAME
NFC CHAMPIONSHIP GAME
SUNDAY, JANUARY 30
SUPER BOWL XVII
AT ROSE BOWL, PASADENA, CALIF.
SUNDAY, FEBRUARY 6
AFC-NFC PRO BOWL
AT HONOLULU, HAWAII

MONDAY, NOV. 1

Detroit at Minnesota 8:00

SUNDAY, NOV. 7 (9th Weekend)

Atlanta at Chicago 12:00
 Baltimore at New England 1:00
 Denver at Seattle 1:00
 Detroit at Philadelphia 1:00
 Green Bay at Tampa Bay 1:00
 Houston at Pittsburgh 1:00
 Kansas City at Oakland 1:00
 Los Angeles at New Orleans 12:00
 Minnesota at San Francisco 1:00
 New York Giants at Cleveland 1:00
 New York Jets at Buffalo 4:00
 St. Louis at Dallas 12:00
 Washington at Cincinnati 1:00

MONDAY, NOV. 8

San Diego at Miami 9:00

SUNDAY, NOV. 14 (10th Weekend)

Buffalo at New England 1:00
 Chicago at Tampa Bay 1:00
 Cincinnati at Houston 12:00
 Cleveland at Miami 4:00
 Dallas at San Francisco 1:00
 Denver at Kansas City 12:00
 Green Bay at Detroit 1:00
 Minnesota at Washington 1:00
 New Orleans at San Diego 1:00
 New York Giants at Los Angeles 1:00
 New York Jets at Pittsburgh 1:00
 Oakland at Baltimore 2:00
 Seattle at St. Louis 12:00

MONDAY, NOV. 15

Philadelphia at Atlanta 9:00

SUNDAY, NOV. 21 (11th Weekend)

Baltimore at New York Jets 1:00
 Cincinnati at Philadelphia 1:00
 Detroit at Chicago 12:00
 Kansas City at New Orleans 12:00
 Los Angeles at Atlanta 1:00
 Miami at Buffalo 1:00
 Minnesota vs. G. Bay at Milw. 12:00
 New England at Cleveland 1:00
 Pittsburgh at Houston 12:00
 San Francisco at St. Louis 3:00
 Seattle at Denver 2:00
 Tampa Bay at Dallas 12:00
 Washington at New York Giants 4:00

MONDAY, NOV. 22

San Diego at Oakland 6:00

THURSDAY, NOV. 25 (12th Weekend)

(Thanksgiving Day)

Cleveland at Dallas 3:00
New York Giants at Detroit 12:00**SUNDAY, NOV. 28**

Baltimore at Buffalo 1:00
 Chicago at Minnesota 12:00
 Denver at San Diego 1:00
 Green Bay at New York Jets 1:00
 Houston at New England 1:00
 Kansas City at Los Angeles 1:00
 New Orleans at San Francisco 1:00
 Oakland at Cincinnati 1:00
 Philadelphia at Washington 1:00
 Pittsburgh at Seattle 1:00
 St. Louis at Atlanta 1:00

MONDAY, NOV. 29

Miami at Tampa Bay 9:00

THURSDAY, DEC. 2 (13th Weekend)

San Francisco at Los Angeles 6:00

SUNDAY, DEC. 5

Atlanta at Denver 2:00
 Buffalo vs. Green Bay at Milw. 12:00
 Cincinnati at Baltimore 2:00
 Dallas at Washington 4:00
 Houston at New York Giants 1:00
 Kansas City at Pittsburgh 1:00
 Minnesota at Miami 1:00
 New England at Chicago 12:00
 St. Louis at Philadelphia 1:00
 San Diego at Cleveland 1:00
 Seattle at Oakland 1:00
 Tampa Bay at New Orleans 12:00

MONDAY, DEC. 6

New York Jets at Detroit 9:00

SATURDAY, DEC. 11 (14th Weekend)Philadelphia at New York Giants 12:30
San Diego at San Francisco 1:00**SUNDAY, DEC. 12**

Baltimore at Minnesota 12:00
 Chicago at Seattle 1:00
 Cleveland at Cincinnati 1:00
 Denver at Los Angeles 1:00
 Detroit at Green Bay 12:00
 Miami at New England 1:00
 New Orleans at Atlanta 4:00
 Oakland at Kansas City 3:00
 Pittsburgh at Buffalo 12:00
 Tampa Bay at New York Jets 1:00
 Washington at St. Louis 12:00

MONDAY, DEC. 13

Dallas at Houston 8:00

SATURDAY, DEC. 18 (15th Weekend)Los Angeles at Oakland 1:00
New York Jets at Miami 12:30**SUNDAY, DEC. 19**

Atlanta at San Francisco 6:00
 Buffalo at Tampa Bay 1:00
 Green Bay at Baltimore 2:00
 Houston at Philadelphia 1:00
 Kansas City at Denver 2:00
 Minnesota at Detroit 1:00
 New England at Seattle 1:00
 New Orleans at Dallas 3:00
 New York Giants at Washington 1:00
 Pittsburgh at Cleveland 1:00
 St. Louis at Chicago 12:00

MONDAY, DEC. 20

Cincinnati at San Diego 6:00

SUNDAY, DEC. 26 (16th Weekend)

Baltimore at San Diego 1:00
 Chicago at Los Angeles 1:00
 Cleveland at Houston 12:00
 Denver at Oakland 1:00
 Detroit at Tampa Bay 1:00
 Green Bay at Atlanta 1:00
 New England at Pittsburgh 1:00
 New York Giants at St. Louis 12:00
 New York Jets at Minnesota 12:00
 Philadelphia at Dallas 3:00
 San Francisco at Kansas City 12:00
 Seattle at Cincinnati 1:00
 Washington at New Orleans 12:00

MONDAY, DEC. 27

Buffalo at Miami 9:00



1982 NATIONAL FOOTBALL LEAGUE SCHEDULE

(All times local)



SUNDAY, SEPT. 12 (1st Weekend)

Atlanta at New York Giants	1:00
Chicago at Detroit	1:00
Cleveland at Seattle	1:00
Houston at Cincinnati	1:00
Kansas City at Buffalo	1:00
L. Angeles vs. Green Bay at Mil.	12:00
Miami at New York Jets	4:00
New England at Baltimore	2:00
Oakland at San Francisco	1:00
St. Louis at New Orleans	12:00
San Diego at Denver	2:00
Tampa Bay at Minnesota	12:00
Washington at Philadelphia	1:00

MONDAY, SEPT. 13

Pittsburgh at Dallas	8:00
----------------------	------

THURSDAY, SEPT. 16 (2nd Weekend)	
Minnesota at Buffalo	8:30

SUNDAY, SEPTEMBER 19

Baltimore at Miami	4:00
Cincinnati at Pittsburgh	1:00
Dallas at St. Louis	12:00
Detroit at Los Angeles	1:00
New Orleans at Chicago	12:00
New York Jets at New England	1:00
Oakland at Atlanta	1:00
Philadelphia at Cleveland	1:00
San Diego at Kansas City	12:00
San Francisco at Denver	2:00
Seattle at Houston	3:00
Washington at Tampa Bay	4:00

MONDAY, SEPT. 20

Green Bay at New York Giants	9:00
------------------------------	------

THURSDAY, SEPT. 23 (3rd Weekend)	
Atlanta at Kansas City	7:30

SUNDAY, SEPT. 26

Buffalo at Houston	12:00
Chicago at San Francisco	1:00
Dallas at Minnesota	12:00
Denver at New Orleans	12:00
Los Angeles at Philadelphia	1:00
Miami at Green Bay	12:00
New York Giants at Pittsburgh	1:00
New York Jets at Baltimore	4:00
Oakland at San Diego	1:00
St. Louis at Washington	1:00
Seattle at New England	1:00
Tampa Bay at Detroit	1:00

MONDAY, SEPT. 27

Cincinnati at Cleveland	9:00
-------------------------	------

SUNDAY, OCT. 3 (4th Weekend)

Baltimore at Detroit	1:00
Cleveland at Washington	1:00
Houston at New York Jets	1:00
Kansas City at Seattle	1:00
Los Angeles at St. Louis	12:00
Miami at Cincinnati	1:00
Minnesota at Chicago	12:00
New England at Buffalo	1:00
New Orleans at Oakland	1:00
New York Giants at Dallas	3:00
Philadelphia vs. G. Bay at Milw.	12:00
Pittsburgh at Denver	2:00
San Diego at Atlanta	1:00

MONDAY, OCT. 4

San Francisco at Tampa Bay	9:00
----------------------------	------

SUNDAY, OCT. 10 (5th Weekend)

Atlanta at Los Angeles	1:00
Buffalo at Baltimore	2:00
Cincinnati at New England	1:00
Cleveland at Oakland	1:00
Denver at New York Jets	4:00
Detroit at Miami	4:00
Green Bay at Chicago	12:00
Houston at Kansas City	12:00
Minnesota at Tampa Bay	1:00
St. Louis at New York Giants	1:00
San Francisco at New Orleans	12:00
Seattle at San Diego	1:00
Washington at Dallas	12:00

MONDAY, OCT. 11

Philadelphia at Pittsburgh	9:00
----------------------------	------

SUNDAY, OCT. 17 (6th Weekend)

Atlanta at Detroit	1:00
Baltimore at Cleveland	1:00
Chicago at St. Louis	12:00
Cincinnati at New York Giants	1:00
Dallas at Philadelphia	4:00
Denver at Houston	12:00
Kansas City at San Diego	1:00
Los Angeles at San Francisco	1:00
New England at Miami	1:00
New Orleans at Minnesota	12:00
Oakland at Seattle	1:00
Pittsburgh at Washington	1:00
Tampa Bay at Green Bay	12:00

MONDAY, OCT. 18

Buffalo at New York Jets	9:00
--------------------------	------

SUNDAY, OCT. 24 (7th Weekend)

Cleveland at Pittsburgh	1:00
Dallas at Cincinnati	9:00
Detroit at Buffalo	1:00
Green Bay at Minnesota	12:00
Miami at Baltimore	2:00
New Orleans at Los Angeles	1:00
New York Jets at Kansas City	12:00
Oakland at Denver	2:00
St. Louis at New England	1:00
San Diego at Seattle	1:00
San Francisco at Atlanta	1:00
Tampa Bay at Chicago	12:00
Washington at Houston	12:00

MONDAY, OCT. 25

New York Giants at Philadelphia	9:00
---------------------------------	------

SUNDAY, OCT. 31 (8th Weekend)

Atlanta at New Orleans	12:00
Buffalo at Denver	2:00
Chicago at Green Bay	12:00
Dallas at New York Giants	4:00
Houston at Cleveland	1:00
Los Angeles at San Diego	1:00
Miami at Oakland	1:00
New England at New York Jets	1:00
Philadelphia at St. Louis	12:00
Pittsburgh at Cincinnati	1:00
San Francisco at Washington	1:00
Seattle at Kansas City	12:00
Tampa Bay at Baltimore	2:00

(Continued on Inside Back Cover)