

85 COWBOYS

FINGERTIP INFORMATION

OFFICE ADDRESS — 6116 North Central Expressway,
Dallas, Texas 75206, 214/369-8000
After 10/1/85 — One Cowboy Parkway, Irving, Texas 75063
Executive Offices 214/556-9090, Ticket Office 214/556-2500

HOME FIELD — Texas Stadium (Capacity 63,859)
COLORS — Royal Blue, Metallic Silver Blue and White

COWBOYS TICKET OUTLETS

Dallas Cowboys Ticket Office
6116 N. Central Expressway

Central Ticket Agency
1007 Commerce, Fort Worth

Rainbow-Ticketmaster Centers

Charge By Phone — Dallas 214/787-2000, Metro 787-1500

ARLINGTON—Sears, Six Flags Mall;
Hastings Records & Tapes

AUSTIN—All area Joske's and Sears
Stores

DALLAS—Sears, Valley View Mall;
Sears, Ross Avenue; Sears, Redbird
Mall; New Arts Theatre, Market at
Ross Ave.; Reunion Arena Box
Office, Sports St.; Rainbow Ticket
Center, 9850 N. Central

DENTON—Sears, Golden Triangle Mall

EL PASO—Coliseum Box Office

FORT WORTH—Sears, Seminary South
Shopping Center; Sears, Ridgmar
Mall; Music Center, One Tandy
Center

HURST—Sears, Northeast Mall

IRVING—Sears, Irving Mall

MESQUITE—Sears, Town East Mall

OKLAHOMA CITY—All area Wal-Mart
Stores

PLANO—Sears, Collin Creek Mall

RICHARDSON—Sears, Richardson
Square Mall

SAN ANTONIO—All area Joske's
Stores

INDEX

Attendance Records	154
Big Days/Playoffs	151
Big Days/Regular Season	140-141
Cheerleaders	172
Coaches	6-15
Consecutive Winning Seasons	87
Cowboys Band	173
Cowboys Center	4-5
Directory	2
Draft, All-Time (1961-85)	93-98
Halftime Activities	173
Highlight Film	163
Historical Highlights	164-170
Honors	86-87
How Cowboys Were Built	85
Last Time	152-153
Largest Margin of Victory/Defeat	139
Longest Plays/Playoffs	151
Longest Plays/Regular Season	142
Management	3
Miscellaneous Records, Playoffs	148
Miscellaneous Records, Season	138
Monday Night, etc. Results	116
NFL Man of Year	38

NFL Data	
Post Season, 1985	175
Schedule, 1985	176
Standings, 1984	175
Opponents	100-107
Players	
Biographies, Draft Choices	76-82
Biographies, Veterans	18-76
Roster, All-Time	90-92
Roster, All-Time by College	92
Roster, 1985	89
Preseason Results, All-Time	160-161
Radio	174
Records/Playoff	144-150
Records/Regular Season	118-142
Results, All-Time	156-160
Results (1984 Game by Game)	108-114
Ring of Honor	162
Road Itinerary	116
Schedule, Cowboys 1985	1
Silver Season All-Time Team	163
Statistical Leaders, All-Time	118-119
Statistical Leaders, by Years	120-123
Statistics, 1984	114-115
Thanksgiving Day Results	116
What to Look For in 1985	16



More publications available at:

www.retroseasons.com/library/

1985 Schedule

PRESEASON GAMES

DATE	OPPONENT	LOCAL TIME	DALLAS TIME
SAT., AUG. 10	GREEN BAY PACKERS	8:00 p.m.	
Sat., Aug. 17	at San Diego Chargers	6:00 p.m.	8:00 p.m.
MON., AUG. 26	CHICAGO BEARS	7:00 p.m.	
SAT., AUG. 31	HOUSTON OILERS	8:00 p.m.	

REGULAR SEASON GAMES

DATE	OPPONENT	LOCAL TIME	DALLAS TIME
MON., SEPT. 9	WASHINGTON REDSKINS	8:00 p.m.	
Sun., Sept. 15	at Detroit Lions	1:00 p.m.	12:00 noon
SUN., SEPT. 22	CLEVELAND BROWNS	12:00 noon	
Sun., Sept. 29	at Houston Oilers	12:00 noon	
Sun., Oct. 6	at New York Giants	9:00 p.m.	8:00 p.m.
SUN., OCT. 13	PITTSBURGH STEELERS	12:00 noon	
Sun., Oct. 20	at Philadelphia Eagles	1:00 p.m.	12:00 noon
SUN., OCT. 27	ATLANTA FALCONS	12:00 noon	
Mon., Nov. 4	at St. Louis Cardinals	8:00 p.m.	
Sun., Nov. 10	at Washington Redskins	4:00 p.m.	3:00 p.m.
SUN., NOV. 17	CHICAGO BEARS	12:00 noon	
SUN., NOV. 24	PHILADELPHIA EAGLES	3:00 p.m.	
THURS., NOV. 28	ST. LOUIS CARDINALS	3:00 p.m.	
Sun., Dec. 8	at Cincinnati Bengals	1:00 p.m.	12:00 noon
SUN., DEC. 15	NEW YORK GIANTS	12:00 noon	
Sun., Dec. 22	at San Francisco 49ers	1:00 p.m.	3:00 p.m.

1985 Training Camp Data

LOCATION

California Lutheran College
Conejo Hall
3270 Campus Drive South
Thousand Oaks, California 91360

DATES:

July 14 through August 24
After August 24, back home
in Dallas

REPORTING DATES:

Rookies report on Sun., July 14
Veterans report on Thurs., July 25

PHONE NUMBERS:

Switchboard805/493-1537
Doug Todd805/492-0292
Greg Aiello805/492-0254
Telecopier Line . . .805/493-1376
TWX Line910/336-1104

Note to Media: The "Dial-a-Cowboy" number is 214/487-1111. Dial that number any time of the day or night for a taped interview with a Dallas player or coach.



Cowboys Club Directory

General Partner: H. R. "Bum" Bright
President and General Manager: Texas E. Schramm
Vice President-Personnel Development: Gil Brandt
Vice President-Treasurer: Don Wilson
Vice President-Administration: Joe Bailey

Coaching:

Tom Landry—Head Coach
Jim Myers—Assistant Head Coach/
Offensive Line
Neill Armstrong—Research &
Development
Al Lavan—Running Backs
Alan Lowry—Special Teams
Dick Nolan—Receivers
Jim Shofner—Quarterbacks
Gene Stallings—Defensive Backs
Ernie Stautner—Defensive
Coordinator/Defensive Line
Jerry Tubbs—Linebackers
Bob Ward—Conditioning
Marge Anderson—Secretary
Barbara Goodman—Secretary

Scouting:

Bob Griffin—Scout
Mike Hagen—Scout
Charlie Mackey—Scout
Dick Mansperger—Scout
Ron Marciniak—Scout
Jeff Smith—Scout
John Wooten—Scout
Walt Yowarsky—Scout
Tula Johnapelus—Secretary
Hazel Nichols—Secretary

Medical:

Don Cochren—Trainer
Ken Locker—Assistant Trainer
Dr. Marvin P. Knight
Dr. J. Pat Evans
Dr. J. R. Zamorano

Counseling Services:

Larry Wansley—Director

Photography:

Bob Friedman—Director
Robert Blackwell—Assistant

Equipment:

Buck Buchanan—Manager
Jerry Fowler—Assistant
Otis Jackson—Assistant

Public Relations:

Doug Todd—Director
Greg Aiello—Media Services/
Marketing
Dave Pelletier—Assistant
Jerri Mote—Secretary

Administration:

Dan Werner—Business Manager
Jim Lancaster—Controller
Pete Garza—Building Engineer
Debbie Allen—Accounting
Jill Buckley—Secretary
Kathy Coleman—Business
Melody Green—Receptionist
Dee Dee Ground—Secretary
Connie Medina—Secretary
Pat Miller—Accounting
Deana Patterson—Office Aide

Ticket Office:

Steve Orsini—Ticket Manager
Ann Lloyd—Assistant Manager
Mary Reed—Assistant

Cheerleaders:

Suzanne Mitchell—Director
Debbie Bond—Assistant Director
Shannon Werthmann—
Choreographer
Judy Trammell—Choreographer

Entertainment:

Jim Skinner—Halftime Director
Bill Lively—Band Director

Cowboys Weekly:

Steve Perkins—Editor
Carlton Stowers—Associate Editor
Peggie Bullock—Advertising
Director
Bobbie Collier—Production Manager
Sharon Carnahan—Circulation
Manager
Cindy Birne—Advertising
Pam Peterson—Assistant

Limited Partnership

H. R. Bright
L. Brad Camp
Craig Hall
J. L. Huffines, Jr.
Mrs. Herman W. Lay

Texas E. Schramm
Ed A. Smith, Jr.
Arthur Temple
S. Foster Yancey

THE MANAGEMENT



BRIGHT



SCHRAMM



BRANDT

The Dallas Cowboys long have been noted for their front office stability. President and General Manager Tex Schramm, Vice President for Personnel Development Gil Brandt and Coach Tom Landry have directed the Cowboys since the club's birth in 1960.

Last year the Cowboys began a new era of ownership when a group headed by Dallas businessman H. R. "Bum" Bright acquired the club from founder Clint Murchison, Jr. Bright serves as general partner of the limited partnership that oversees the Cowboys.

A Dallas native, Bright is senior partner of Bright and Company, a Dallas-based oil and gas production firm. He has extensive holdings in the banking industry and serves as chairman of the board of directors of Children's Medical Center in Dallas. He is a past chairman of the board of regents of Texas A&M University, his alma mater.

Schramm, managing partner of the ownership group, directs the day-to-day operation of the Cowboys. A journalism graduate of the University of Texas, Schramm joined the Los Angeles Rams as publicity director in 1947 after two years as a sports writer and sports editor at the Austin American-Statesman. In a 10-year career with the Rams he rose from publicity director, to assistant to the president, to general manager.

Schramm left the Rams in 1957 to join CBS as assistant director of sports. He put together the first network telecast of the Olympics, but, following those Winter Games of 1960 in Squaw Valley, Calif., Schramm returned to pro football upon being hired by Clint Murchison to run the new Dallas NFL franchise.

In the spring of 1977 Schramm received an honorary degree (Doctor of Humane Letters) from California Lutheran College. After the Cowboys won the Super Bowl that season Schramm was named NFL Executive of the Year by the Sporting News, and in 1978 he received the Bert Bell Award for outstanding executive leadership in the NFL.

Brandt directs the Cowboys' scouting operation and supervises the signing of all players. A Milwaukee native and graduate of the University of Wisconsin, Brandt was a baby photographer and part-time scout for the Rams under Schramm when his flair for discovering talent led to his being hired by the Cowboys.



COWBOYS CENTER

AT THE VALLEY RANCH

The Dallas Cowboys and Triland International announced plans on March 27, 1984 for the development of Cowboys Center, the most imaginative real estate project ever undertaken by a sports team.

Scheduled to open in October 1986, Cowboys Center will include the club's headquarters and training facility, Cowboys ShowPlace, a hotel-conference center, a country club, sports medicine clinic, retail and restaurant pavilion, ice arena and office park.

Cowboys Center will be located on 200 acres in Valley Ranch, a 2,500-acre, master-planned commercial and residential community in northwest Dallas County. Cowboys Center is a joint venture between Triland International of Dallas and the Dallas Cowboys Football Club. Triland Development, an affiliate of Triland International and developer of Valley Ranch, is the managing partner of the venture. Triland Development is responsible for the design, development and marketing of the project.

Here's a breakdown of the components of Cowboys Center:

COWBOYS HEADQUARTERS:

The Cowboys moved into their new headquarters upon returning from training camp this year. The complex includes two grass football fields, locker and training room facilities, meeting rooms, weight training areas, running trails, racquetball and basketball courts and a film lab. All coaching, scouting and administrative offices are located in the 80,000-square foot building, along with a ticket office, travel agency, retail merchandise outlet, Cowboys Cheerleaders rehearsal studio, offices for the Cowboys Weekly, a press room with a research library plus a variety of lounge areas.

COWBOYS SHOWPLACE:

Cowboys ShowPlace will offer an experience of sight, sound and touch celebrating the history of the team. There will be a variety of displays and other innovative gadgetry that will make the ShowPlace a must for all football fans.

HOTEL-CONFERENCE CENTER:

A 300-room hotel and executive conference center will provide state-of-the-art meeting and conference facilities.

COUNTRY CLUB:

Extensive golf facilities will highlight the country club, which also will include swimming, tennis, racquetball and running trails.



SPORTS MEDICINE CLINIC:

Cowboys Center offers a natural tie-in to the burgeoning sports medicine field. The sports medicine clinic will focus on the prevention, diagnosis, treatment and rehabilitation of athletic injuries.

RETAIL-RESTAURANT PAVILION:


Indoor and outdoor dining, specialty shops and a pedestrian bridge connecting this area to Cowboys headquarters will highlight the retail and restaurant area. The dining and shopping opportunities will add to the "city-within-a-city" concept.

ICE ARENA:

With more and more northerners moving to the Dallas area every year, the lack of ice skating facilities has become ever more pronounced. The ice arena will help fill the void, adding further to the wide range of experiences offered by Cowboys Center.

OFFICE PARK:

More than 90 acres of prime office sites will have access to the hotel and conference center, country club and retail-restaurant pavilion within Cowboys Center. Valley Ranch's residential area will give employers a potential work force of 25,000.



THE COACH

The longest-running show in professional sports — “Tom Landry Presents the Dallas Cowboys” — entered its 26th season in 1985.

Landry has been known to point out that he never has received a promotion during those 26 years, but it is an arrangement that has worked out well for all concerned.

The first 25 years gave Landry and the Cowboys a combined record of 243 victories, 141 losses and six ties. Those numbers placed the 61-year-old native Texan second only to George Halas among the National Football League's all-time winningest coaches.

Along the way, Landry has led the Cowboys to a record 19 consecutive winning seasons, the longest such active streak in pro sports and the third longest ever behind the New York Yankees' 39 straight from 1926 through 1964 and the Montreal Canadiens' 32 in a row (1952-83).

The Cowboys have made 17 trips to the NFL playoffs, including a league-record nine straight from 1975 through 1983. They've won 12 division championships and five NFC titles for a record five Super Bowl appearances.

Landry's team won world championships with victories over Miami in Super Bowl VI and Denver in Super Bowl XII.

The Cowboys haven't had a season in which they lost more games than they won since 1964, when the record was 5-8-1.

On Feb. 5 of that year, Landry had signed a 10-year contract, establishing himself as a master of good timing.

He also is recognized as an innovator. He introduced the "flex" defense and the multiple offense in the 1960s, revived and restructured the shotgun offense (or "spread" in Dallas terminology) in the 1970s and is in the forefront of "situation substitutions" on both offense and defense in the 1980s.

For Landry, a bomber pilot in World War II, the most important quality a coach must possess is leadership.

"Leadership is a matter of having people look at you and gain confidence," he says. "If you're in control, they're in control."

* * *

Thomas Wade Landry was born in Mission, Texas, on Sept. 11, 1924. He was an All-Regional fullback at Mission High School before enrolling at the University of Texas. Following one semester he joined the Air Corps and flew 30 B-17 missions with the Eighth Air Force in World War II.

In November 1945 he was discharged as a first lieutenant and returned to Texas where he became a star fullback and defensive back, earning All-Southwest Conference honors as a junior and co-captaining the Longhorns as a senior. With Landry's help Texas beat Alabama in the 1948 Sugar Bowl and Georgia in the 1949 Orange Bowl.

Landry played for the New York Yankees of the All-America Conference in 1949 before joining the NFL's New York Giants the next year. He was a mainstay in the Giants' defensive secondary through 1955, the last two years as a player-coach. He earned All-Pro honors in 1954.

Following his retirement as a player in 1955, Tom served as the Giants' defensive coach through 1959. Giants Head Coach Jim Lee Howell called him "the best defensive coach in the business."

Coach Landry and wife Alicia, whom he met at Texas, have three children — Tom Jr., an attorney and oilman, Kitty and Lisa. Kitty and her husband, former Texas quarterback Eddie Phillips, have two children.

Landry is an inspirational leader to many because of his principles and achievements. Tom devotes much of his spare time to the Fellowship of Christian Athletes and serves on the Board of Trustees of the National FCA.

In March 1984 Mission High School dedicated Tom Landry Stadium in honor of its native son. Tom also was named national chairman of the NFL Alumni Association's 1984 Youth of America Week, and he received the 1984 American Exemplar Medal from the Freedom Foundation.

Coach Landry was a national 1983 Horatio Alger Award winner for his inspirational rise to prominence. In 1981 the NFL Alumni Association presented him with its highest honor, the Order of the Leather Helmet, for distinguished service to football.

In 1980 California Lutheran College, home of the Cowboys' annual training camp, established the Landry Medal, awarded annually to a person who has distinguished himself in his profession and serves as an inspiration to American youth.

Landry earned a degree in business at Texas and one in industrial engineering from the University of Houston. He holds honorary degrees from California Lutheran College (Doctor of Humane Letters), John Brown University (Doctor of Humanities), Southwest Baptist College (Doctor of Laws) and Indiana Central University (Doctor of Laws). In 1978 he was inducted into the Texas Sports Hall of Fame.

THE LANDRY YEARS

YEAR	W	L	T	YEAR	W	L	T
1960	0	11	1	*1973	10	4	0
1961	4	9	1	1974	8	6	0
1962	5	8	1	*1975	10	4	0
1963	4	10	0	*1976	11	3	0
1964	5	8	1	*1977	12	2	0
1965	7	7	0	*1978	12	4	0
*1966	10	3	1	*1979	11	5	0
*1967	9	5	0	*1980	12	4	0
*1968	12	2	0	*1981	12	4	0
*1969	11	2	1	*1982	6	3	0
*1970	10	4	0	*1983	12	4	0
*1971	11	3	0	1984	9	7	0
*1972	10	4	0	TOTALS	223	126	6

*Qualified for Playoffs (Won Super Bowl VI on Jan. 16, 1972; won Super Bowl XII on Jan. 15, 1978). Landry and the Cowboys are 20-15 in playoff games.

NFL'S TOP 10 WINNINGEST COACHES*

COACH, TEAMS	W	L	T
1. GEORGE HALAS (40 years)325	151	31	
Chicago Bears ('20-'29, '33-'42, '46-'55, '58-'67)			
2.** TOM LANDRY (25 years)243	141	6	
Dallas Cowboys ('60-'84)			
3.** DON SHULA (22 years)242	94	6	
Baltimore ('63-'69), Miami ('70-'84)			
4. CURLY LAMBEAU (33 years)234	135	23	
Green Bay ('21-'49), Chi. Cards ('50-'51), Wash. ('52-'53)			
5. PAUL BROWN (21 years)170	108	6	
Cleveland ('50-'62), Cincinnati ('68-'75)			
6.** BUD GRANT (17 years)161	99	5	
Minnesota ('67-'83)			
7.** CHUCK NOLL (16 years)157	95	1	
Pittsburgh ('69-'84)			
8. STEVE OWEN (23 years)154	108	17	
New York Giants ('31-'53)			
9. HANK STRAM (17 years)136	100	10	
Dallas Texans ('60-'62), Kansas City ('63-'74), New Orleans ('76-'77)			
10. WEEB EWBANK (20 years)134	130	7	
Baltimore ('54-'62), New York Jets ('63-'73)			

*Regular season and playoffs

**Active in 1985

THE COACHING STAFF

Jim Myers

Assistant Head Coach • Offensive Line



Jim Myers, the dean of the Cowboys' assistant coaching staff, has fielded quality offensive lines consistently for two decades. Myers has developed All-Pro and Pro Bowl players Ralph Neely, John Niland, Rayfield Wright, Blaine Nye, Herbert Scott and Pat Donovan.

In his 24th year with the Cowboys, Myers specializes in converting college defensive linemen into top NFL offensive linemen, including Nye, Donovan, John Fitzgerald, Kurt Petersen and Glen Titensor.

Myers joined the Cowboys in 1962. He was head coach at Iowa State in 1957 and head coach and athletic director at Texas A&M from 1958-61. In 1977 Tom Landry turned over some of his duties to his long-time aide, naming Jim to the newly created post of assistant head coach.


A native of Madison, W. Va. (11/12/21), Myers was an outstanding lineman at the University of Tennessee in 1941-42 and at Duke in the Marine Corps V-12 program in 1943.

Prior to becoming head coach at Iowa State, Myers served as an assistant at Wofford College, Vanderbilt and UCLA. In 1978 he received the Distinguished American Award from the East Tennessee Chapter of the National Football Foundation and Hall of Fame. In 1985 he was named a Dallas Father of the Year.

Jim serves on the board of directors of the Dallas chapters of the Boys Clubs of America and the Fellowship of Christian Athletes. He also serves on the Dallas Father of the Year Council and is a former director of the Lovers Lane Methodist Church in Dallas.

Jim and wife Carclyn have three daughters — Susan, Kathy and Carol — and eight grandchildren.





Neill Armstrong **Research and Development**

Neill Armstrong studies and evaluates all players and teams in the NFL. His reports provide the basis for the formulation of the Cowboys' game plans. Neill joined the Cowboys in 1982. He took over the R&D position from Ermal Allen, who held it for 14 years until his retirement in 1984.

Armstrong compiled a 30-34 record in four seasons (1978-81) as head coach of the Chicago Bears before coming to Dallas. Before joining the Bears he was an assistant coach with the Minnesota Vikings for nine years, seven as defensive coordinator.

Armstrong led Edmonton to the Canadian Football League playoffs three times during a six-year reign as head coach from 1964-69. Neill began his professional coaching career with the Houston Oilers in 1962-63 following seven years (1955-61) as an assistant at his alma mater, Oklahoma State.

A native of Tishomingo, Okla. (3/9/26), Armstrong was an All-America receiver at Oklahoma State (then Oklahoma A&M) from 1943-46. He was the Philadelphia Eagles' No. 1 draft choice in 1947. He played on two NFL championship teams in five seasons (1947-51) with the Eagles. He was a two-time all-star in three years with the CFL's Winnipeg Blue Bombers (1951, '53-54).

Neill and wife Jane have three children — Neill Jr., David and Gail — and four grandchildren.



Al Lavan **Running Backs**

Following eight years of coaching in college and the pros, Al Lavan became the Cowboys' running backs coach in 1980. Under Lavan the Cowboys' running game has remained one of the most feared in the NFL. Tony Dorsett, Ron Springs, Timmy Newsome and James Jones all matured under Lavan's tutelage.


Lavan coached running backs at Stanford in 1979 after two years at Georgia Tech handling receivers and running backs. He directed defensive backs and special teams for the Falcons in 1975 and '76.

Lavan began his coaching career in 1972 as receivers coach at his alma mater, Colorado State. He moved to Louisville to coach defensive backs in 1973 before being named receivers coach at Iowa State in 1974. The next season he returned to the Falcons as a coach.

A native of Pierce, Fla. (9/13/46), Lavan was a defensive back and place kicker at Colorado State and was drafted in the eighth round by Philadelphia in 1968. He played defensive back for the Eagles in 1968, then for Atlanta in 1969 and '70.

Al and wife Bessie have three children — Travis, Douglas and Maeleeke.

Alan Lowry Special Teams



Alan Lowry was named Cowboys special teams coach in 1982 after five seasons as defensive backfield coach of his alma mater, the University of Texas.

Lowry is one of the few football players in Southwest Conference history to earn All-Conference honors both as an offensive and defensive star. He was a defensive back at Texas in 1970 and '71 when the Longhorns won a national and two conference championships. Lowry was All-SWC in 1971.


In 1972 Lowry was switched to quarterback and earned conference honors again in leading Texas to a 10-1 season, including a come-from-behind victory over Alabama in the Cotton Bowl.

After receiving his degree in physical education, Lowry served as an assistant coach at Virginia Tech in 1974. He joined the Wyoming staff under Fred Akers in 1975, but resigned that post in the summer of 1976.

Lowry worked for the Cowboys' scouting department in the fall of 1972 before joining Akers' staff at Texas in December 1976.

Lowry is a native of Irving, Texas (11/21/50), home of Texas Stadium. Alan and wife Donna live in Dallas with daughter Marta Jean.

Dick Nolan Receivers



Veteran NFL coach Dick Nolan returned to the Cowboys in 1982 as receivers coach. Dick was a player-coach for the Cowboys in 1962 and the team's defensive coach from 1963-67.

Nolan left the Cowboys to become head coach of the San Francisco 49ers from 1968-75. His teams won the NFC West championship in 1970, '71 and '72. He was NFC coach of the year in 1970.

Nolan joined New Orleans as linebackers coach in 1977 and was head coach of the Saints from 1978-80. Dick was the defensive coordinator of the Oilers in 1981 before returning to Dallas.

Nolan and Tom Landry were defensive back teammates with the New York Giants in 1954 and '55 when Tom was a player-coach. Nolan also played under Landry in 1956, '57 and '59 when Tom was New York's defensive coach. Nolan played for the Chicago Cardinals in 1958 before returning to the Giants for the next three seasons.

Born in Pittsburgh, Pa. (3/26/32), and raised in White Plains, N.Y., Nolan was a two-way star football player at the University of Maryland from 1951-53. He played offensive and defensive halfback on Maryland's 1953 national championship team.

Dick and wife Ann have six children — Richard Jr., Nancy, Michael, Kelly, Lisa and Jimmy — and two grandchildren.



Jim Shofner **Quarterbacks**

Jim Shofner returned to his hometown area in 1983 to become quarterbacks coach of the Cowboys.

A native of the Dallas suburb of Grapevine (12/18/35), Shofner was a star athlete at TCU in the mid-fifties and served as head coach of the Fort Worth school from 1974-76. His other coach-

ing experience prior to joining the Cowboys was as an NFL assistant with Houston, Cleveland and San Francisco.

Jim starred in football and baseball at TCU from 1955-57. He turned down a professional baseball career with Detroit to join the Cleveland Browns where he played defensive back from 1958-63.

Shofner's coaching career began in 1964 as an aide at TCU. He became defensive backfield coach of the 49ers in 1967, but was re-assigned to coach quarterbacks and receivers in 1968 when Dick Nolan became the 49ers' head coach. Jim remained at San Francisco until 1973, leaving to return to TCU.

Shofner handled quarterbacks for the Browns from 1977-79. He served as the Oilers' offensive coordinator in 1981 and '82.

Jim and wife Nancy have two children — Mike and Elizabeth.



Gene Stallings **Defensive Backfield**

Gene Stallings has become noted for his ability to take free agents and low-round draft choices and develop them into a top-notch defensive backfield.

Stallings joined the Cowboys in 1972 following seven years (1965-72) as head coach of his alma mater, Texas A&M. He has presided over the development of four All-Pros — Cliff Harris, Charlie Waters, Everson Walls and Michael Downs. Harris, Walls and Downs all were free agents. Waters, a third-round draft choice, was a converted college quarterback and receiver.

Stallings was an All-Southwest Conference receiver at A&M under Paul "Bear" Bryant and a tri-captain on Bryant's undefeated 1956 team. Stallings served one year as a student-assistant coach before moving with Bryant to Alabama as an assistant. He remained there until returning to A&M as head coach in 1965.

Stallings helps direct the Stautner-Stallings Football Camp for Boys each June at Texas Stadium.

Gene was elected to the Texas A&M Hall of Fame in 1982. He received a 1982 national Boys Clubs Alumni of the Year Award and a 1983 Dallas Father of the Year Award.

Gene, a native of Paris, Texas (3/2/35), and wife Ruth Ann have five children — Anna Lee, Laurie, John Mark, Jacklyn and Martha Kate.

Ernie Stautner

Defensive Coordinator • Defensive Line



Under the direction of Pro Football Hall of Famer Ernie Stautner, the Cowboys consistently field excellent defenses and All-Pro defensive linemen like Bob Lilly, George Andrie, Harvey Martin, Randy White, Ed Jones and John Dutton.


The Cowboys' famed "Doomsday Defense" began to emerge shortly after Stautner's arrival as defensive line coach in 1966. Ernie also helped fashion "Doomsday II," which carried Dallas to its second Super Bowl title in 1977.

Stautner was an All-Pro defensive end and tackle with the Pittsburgh Steelers where he played for 15 years (1950-64) despite being relatively small at 6-0, 235 pounds. A veteran of nine Pro Bowls, he was elected to the Pro Football Hall of Fame in 1969, his first year of eligibility. In 1982 he was voted to the Steelers' 50th anniversary team.

Ernie was born in Cham, Bavaria (4/20/27), but grew up in Albany, N.Y. Following a World War II Marine Corps hitch (1943-46), he enrolled at Boston College and developed into a two-way star lineman.

Ernie and Gene Stallings direct the annual Stautner-Stallings Football Camp for Boys every June at Texas Stadium.

Ernie has three children — Joe, Terri and Carol.





Jerry Tubbs Linebackers

The only original Cowboys player still with the club is Jerry Tubbs, who came to Dallas in the 1960 expansion draft from the San Francisco 49ers.

Jerry was the Cowboys' first starting middle linebacker and one of four in club history. As a coach he developed his successors at the critical middle spot, Lee Roy Jordan, Bob Breunig and Eugene Lockhart. Tubbs, Jordan and Breunig all played in the Pro Bowl.

Tubbs played for the Cowboys for eight seasons (1961-67), serving as player-coach the last two. He was the Cowboys' first All-Pro and Pro Bowl linebacker (1962) and was known as one of the most aggressive players in the game.

Jerry has coached four Pro Bowl linebackers in Dallas — Jordan, Breunig, Chuck Howley and Thomas Henderson.

Born in Breckenridge, Texas (1/23/35), Jerry was an All-America center-linebacker for Bud Wilkinson's unbeaten Oklahoma teams from 1954-56. Tubbs was the Walter Camp Award winner in 1956 as the nation's outstanding player.

Earlier this year *Sooners Illustrated* magazine ranked Tubbs No. 4 on the list of the 10 all-time greatest Oklahoma football players.

Tubbs was drafted in the first round by the Chicago Cardinals in 1957 and also played for the 49ers before coming to Dallas.

Jerry and wife Marlene have two children — Alan and Kayla.



Bob Ward Conditioning

Dr. Bob Ward has Cowboys players enthusiastically participating in his innovative conditioning programs, which include weightlifting, aerobic conditioning, flexibility training and nutrition.

Working with computers and emphasizing futuristic concepts, Ward directs the Cowboys' voluntary offseason conditioning program, using bio-mechanics to devise individual programs for each player. He also supplies each player with a training program during the season.

Ward was track coach for 11 years at Fullerton College in California before joining the Cowboys in 1975.

A graduate of Whitworth College in Spokane, Wash., Ward received his master's degree in physical education from the University of Washington and his doctorate from Indiana University.

Bob has trained extensively in the martial arts and taught Cowboys players various martial arts techniques that can be used in football. He is a member of Delta Force, a U.S. Army think-tank.

A native of Huntington Park, Calif. (7/4/33), Bob and wife Joyce have two children — Shannon and Erin.



DON COCHREN



KEN LOCKER



BUCK BUCHANAN

DON COCHREN, Trainer

Don Cochren joined the Cowboys in 1965 after experience in college, military and Canadian Football League training.

A graduate of Purdue, Cochren earned his physical therapy certificate at Pennsylvania. He was trainer at Case Institute (now Case-Western Reserve) in Cleveland for two years, with the Toronto Argonauts of the CFL for four years and at the University of New Hampshire for one year before coming to Dallas. He also served as a physical therapy officer in the Air Force for two years.

Don was one of 28 trainers selected from colleges and professional sports teams to serve the United States team at the 1980 Winter Olympics in Lake Placid, N.Y. In 1984 Don received the 25-year honor award from the National Athletic Trainers Association.

A native of Princeton, Ind. (2/6/32), Don and wife Jan have four children — Jan, Scott, Wendy and Chris.

KEN LOCKER, Assistant Trainer

Ken Locker works with Don Cochren and supervises the Cowboys' medical rehabilitation program. Locker came to the Cowboys in 1973 after four years as assistant trainer and interim head trainer at North Texas State University.

Locker received his master's degree in physical education from Texas Woman's University. He served two years as trainer of World Championship Tennis, traveling with the men's tour in 1975 and '76.

In 1982 Ken was trainer for NBC's "Survival of the Fittest" competition in New Zealand. He serves as group coordinator of the Dallas Blood Center and on the executive board of the Professional Football Athletic Trainers Society.

Ken is a native of Seminole, Texas (7/23/51). He and wife Pam live in Rcanoke, Texas, with daughters Baylee Arrena and Berkley Anne.

BUCK BUCHANAN, Equipment Manager

William T. "Buck" Buchanan joined the Cowboys in 1973 after supervising athletic programs in the Air Force for 20 years.

SMSgt. Buchanan was a non-commissioned officer in charge of athletics and programs at the U.S. Air Force Academy Prep School in Colorado Springs for four years. He was awarded the Bronze Star for his performance during a 1968-69 tour of duty in Thailand.

Buck was born in Ballinger, Texas (5/24/33). He and wife Geraldine have two children — Bucky and Julie.

What To Look For In 1985

Cowboys winning their 20th league opener in the past 21 seasons. The club holds the NFL record of 17 straight opening-game victories from 1965-81.

Cowboys extending their NFL record of consecutive winning seasons to 20. The team's 19 straight winning seasons is the longest active streak in pro sports and third longest ever behind the New York Yankees' 39 straight winning seasons from 1926-64 and the Montreal Canadiens' 32 in a row from 1952-83.

Cowboys returning to the playoffs for the 10th time in the past 11 years and 18th time in the past 20 years. Their NFL record of nine consecutive playoff appearances was interrupted in 1984.

Cowboys improving their all-time Texas Stadium record of 90-23 (80 percent), including playoff games (1971-84).

Cowboys improving their NFC-best 35-14 (71.4 percent) record against the AFC in games against AFC Central foes Pittsburgh, Cincinnati, Cleveland and Houston.

Tom Landry, the second winningest coach in NFL history, improving his career record of 243-141-6 (including playoffs) and staying ahead of Miami's Don Shula, whose career mark is 242-94-6. Landry and Shula trail only George Halas (325) in NFL victories.

Tony Dorsett becoming the sixth player in NFL history to rush for 10,000 career yards. Dorsett, the NFL's sixth all-time leading rusher, entered the 1985 season with 9,525 yards. He has rushed for 1,000 yards in seven of his eight NFL seasons. He has scored 69 touchdowns and needs seven more to tie Bob Hayes' club career record of 76.


Randy White earning All-Pro honors for the eighth year in a row to extend his club record and being named to the Pro Bowl for the ninth straight year to move within one of Mel Renfro's club record 10 consecutive Pro Bowl appearances.

Everson Walls becoming the first player to lead the NFL in interceptions three times. He led the league in 1981 with 11 and 1982 with seven.

Tony Hill breaking Drew Pearson's club record of catching passes in 58 straight regular-season games. Hill has caught at least one pass in 44 consecutive games in which he's played. Hill needs seven receptions to tie Bob Hayes for second place on the Cowboys' all-time list with 365 career catches.

Rafael Septien improving his consecutive-game scoring streak to the second longest in NFL history. Septien opens the season having scored in 118 games in a row, tied with Jim Turner for third longest streak ever behind Fred Cox' 151 and Garo Yepremian's 133. Septien also can move into the NFL's top 20 career scorers. He has 773 points. Pat Leahy is No. 20 with 780. Don Hutson is No. 19 with 823.

THE PLAYERS



RANDY WHITE



Vince Albritton ★ 36

LINEBACKER • WASHINGTON • 2nd YEAR
HT: 6-2 • WT: 213 • BORN: 7/23/62 • FA FOR '84

PRO: Albritton, who played safety, linebacker and cornerback for the Washington Huskies, made the Cowboys roster as a free agent strong safety in 1984. In fact, he was one of six '84 Dallas defensive backs who weren't drafted out of college. Albritton appeared in all 16 games on the special teams and as a valuable contributor to the club's 4-0 defense. "He's big and strong," says Tom Landry, "and there's a possibility he might become a linebacker. He has the size and he could put on some weight." GAMES/STARTS: 1984 (16/0).

COLLEGE: Vince was named honorable mention All-West Coast and second team All-Pac 10 while at Washington. Playing strong safety his senior year, he led the Husky secondary in tackling, and played in the Japan Bowl after the 1983 season.

PERSONAL: A native of Oakland, Calif., Vince Denader Albritton attended McClymonds High School, where he concentrated mostly on baseball. He led the football team to the Oakland Athletic League title in his senior year when he intercepted a league-leading and school-record eight passes earning him All-OAL honors. He returned to Washington in the offseason to work toward his degree in speech communications.



Gary Allen ★ 31

WIDE RECEIVER • HAWAII • 4th YEAR
HT: 5-10 • WT: 173 • BORN: 4/23/60 • FA FOR '83

PRO: After spending his first three years in the NFL as a running back and kick returner, Gary Allen will be used at wide receiver in 1985. "If he didn't have the good hands, he wouldn't have been able to catch all those punts," says Dick Nolan. "He can definitely catch the ball and he's got the athletic skills to be a very good receiver." Gary emerged as the steady performer the Cowboys were looking for in a return man in 1984. In only a year and a half with the team he has become the second leading punt returner in team history with a 9.5 average per return behind only Bob Hayes' 11.1 career average. As the only Cowboy to return punts last year Gary tied a team record with his 54 returns. He also led the team in kickoff returns with a 20.2 average. In '83 against Kansas City (11/20) he returned a punt 68 yards for a touchdown. It marked the first return of a non-blocked punt for a TD by the Cowboys since 1975 (Golden Richards) and the club's longest punt

return since 1974 (98 yards by Dennis Morgan). A sixth-round draft choice by Houston in 1982, Allen was released on the final cut in 1983 by the Oilers. Dallas signed Allen (9/29/83) to replace running back Chuck McSwain, who was lost for the season with an injured finger. He became the No. 1 punt returner with six games remaining in 1983. As a rookie with the Oilers in '82, Allen shared kickoff return duties and backed up the running back position. Against the Giants (12/5) he caught two passes for 35 yards, including a 23-yard reception for a touchdown. GAMES/STARTS: 1982 (7/0-Hous.), 1983 (6/0), 1984 (16/0). Total — 29/0 (22/0-Dallas).

COLLEGE: Allen finished his career as the only University of Hawaii rusher to gain more than 3,000 career yards (3,451 and 19 TDs on 647 carries). He also caught 72 passes for 895 yards and five TDs. He left Hawaii with 20 school career and single-season records. As a senior he had five 100-yard rushing games, including 189 yards against San Diego State. He rushed for 202 yards on 24 attempts against Texas-El Paso in his sophomore year. Gary was a three-time All-Western Athletic Conference choice.

PERSONAL: Gary is a native of Baldwin Park, Calif., where he starred in football and track at Baldwin Park High School. He was a recreation major in college. Gary's brother Doug played wide receiver at Arizona State and was drafted in the fourth round this year by the New York Jets. His brother Todd is a strong safety at Mt. San Antonio College.

ALLEN'S OILERS TOTALS

Year	Rushing				Year	Receiving			
	No.	Yds.	Avg.	Long TD		No.	Yds.	Avg.	Long TD
1982	2	2	1.0	1.0 0	1982	2	35	17.5	23 1
Kickoff Returns									
Year	No.	Yds.	Avg.	Long TD					
1982	19	292	19.5	38 0					

ALLEN'S COWBOYS TOTALS

Year	Punt Returns				Year	Kickoff Returns			
	No.	FC	Yds.	Avg. Long TD		No.	Yds.	Avg.	Long TD
1983	9	1	153	17.0 68t 1	1983	8	178	22.3	31 0
1984	54	15	446	8.3 18 0	1984	33	666	20.2	34 0
Totals	63	16	599	9.5 68t 1	Totals	41	844	20.6	34 0

Dowe Aughtman ★ 76

GUARD • AUBURN • 2nd YEAR
 HT: 6-2 • WT: 259 • BORN: 1/28/61 • D-11 FOR '84

PRO: Dowe Aughtman joined the Cowboys as a longshot defensive tackle candidate after being drafted in the 11th round in 1984. The fact he ended up making the team, then finishing the season as a bright, young offensive guard prospect is a testament to Aughtman's greatest quality — his competitive nature. The Cowboys



AUGHTMAN, Cont.

switched Aughtman to offense in September of his rookie year after injuries decimated the offensive line. "He had never played guard and he looked it in the beginning," Tom Landry says. "But the kid is a great competitor. He's very compact. He's a tough, hard-nosed guy. Usually that kind of personality is playing defense. Aughtman may develop and surprise us this summer." Dowe saw no game action at guard last year, but did play on special teams in seven games. "The thing that impressed me was his aggressiveness and desire," offensive line coach Jim Myers said. "He was running over people and knocking them down in practice. Guys started looking for him so they could get out of the way. He's the kind of player who will excel." GAMES/STARTS: 1984 (7/0).

COLLEGE: Aughtman was a two-time All-Southeastern Conference nose tackle at Auburn. A senior co-captain, he was described in the Auburn football guide as "a good ole country boy who likes to play football, ride around in a truck and chew tobacco."

PERSONAL: Lorenzo Dowe Aughtman and wife Brenda returned to Auburn in the offseason so Dowe could pursue his degree in education. Dowe attended T.R. Miller High School in his native Brewton, Ala. His hobbies are hunting deer and turkey. In college he listed his favorite NFL player as Randy White.



Brian Baldinger ★ 62

GUARD • DUKE • 4th YEAR
HT: 6-4 • WT: 261 • BORN: 1/7/59 • FA FOR '82

PRO: Baldinger, a rough, tough, enthusiastic player, was one of the Cowboys' pleasant surprises in 1984. A 1982 free agent from Duke, all of his previous pro playing experience was at guard or center

when he suddenly became a tackle after Phil Pozderac was injured against Buffalo. Baldinger then started at tackle the next two weeks and more than held his own. Earlier in the season, Baldinger started crucial games against St. Louis and Washington at guard for the injured Kurt Petersen. "Brian is a big asset to us because he can play tackle, guard or center," Tom Landry says. "He's got size and speed and he's a good, tough competitor." GAMES/STARTS: 1982 (4/0), 1983 (16/0), 1984 (16/4). Total — 36/4.

COLLEGE: Baldinger was an All-Coastal Conference tight end at Nassau Community College on Long Island before transferring to Duke, where he switched to guard. Brian started 11 games his senior year and was considered the most improved player on the squad.

PERSONAL: Brian David Baldinger (BALL-ding-er) of Massapequa Park, N.Y., comes from an athletic family. His father Jim played at Navy

and his brother Rich, who played at Wake Forest, was a 1982 New York Giants draft choice who later played with the Kansas City Chiefs. Brian participated in football, basketball and track at Massapequa High School and is one of the stars of the Cowboys' off-season basketball team. He received his Duke degree in psychology. Baldinger earned his residential real estate license during the off-season, was involved in owning thoroughbred horses and did community service for the suburban Lewisville YMCA.

Bill Bates ★ 40



SAFETY • **TENNESSEE** • **3rd YEAR**
HT: 6-1 • **WT: 199** • **BORN: 6/6/61** • **FA FOR '83**

PRO: Since arriving at training camp two years ago Bill Bates has taken full advantage of every opportunity. As a rookie free agent in 1983, Bill made an immediate impact with his fierce style and earned a spot on the team. When he was given the chance on special teams he reaped every special teams award available. In his only start at strong safety last year vs. Indianapolis (10/28), Bill had a team-high seven tackles, an interception, a sack, recovered a fumble, and knocked down a pass. With the club emphasizing the "4-0" in last year's final two games, Bill saw more playing time in his linebacker spot on the special pass defense, including a start at outside linebacker in place of Anthony Dickerson vs. Washington (12/9). He led the team in tackles with 10 in the season finale against Miami (12/17). "You can go to a game, not know anything about football, and still see Bill Bates," defensive backfield coach Gene Stallings says. "He'll trap somebody, make a tackle on a kickoff, knock somebody down. It's my contention that you don't have to look for good football players. They stick out." As special teams captain last year, Bill led one of the NFL's best kickoff and punt coverage units. He became the first NFC player to be named to the Pro Bowl in the newly created spot as non-returner on special teams. He was named second team All-Pro by College and Pro Football Newsweekly and All-NFC by Pro Football Weekly. For the second consecutive year he was named NFL special teams player of the year by the NFL Alumni Association. He also was named NFC special teams player of the year by the NFL Players Association and a USA Today players poll. Bill started the '84 season on injured reserve after

(Continued on next page)

BATES' COWBOYS TOTALS

Pass Interceptions					Opponents' Fumbles Recovered				
Year	No.	Yds.	Avg.	Long TD	Year	No.	Yds.	Avg.	Long TD
1983	1	29	29.0	29 0	1983	2	0	0.0	0 0
1984	1	3	3.0	3 0	1984	1	0	0.0	0 0
TOTALS	2	32	16.0	29 0	TOTALS	3	0	0.0	0 0

Tackles — QB Traps

Year	Solo	Ast.	Tot. — Tps.
1983	54	30	84 — 4
1984	38	14	52 — 5
TOTALS	92	44	136 — 9

BATES, Cont.

injuring his hip in the Green Bay preseason game (8/4). On his first hit after returning from IR, Bill caused a fumble which led to a field goal against Chicago (9/30). Bill received his first pro start vs. Seattle (12/4/83) in place of injured Dextor Clinkscale. He also started the playoff game that year against the Rams (12/26) at strong safety and led the team in tackles. GAMES/STARTS: 1983 (16/1), 1984 (12/2). Total — (28/3).

COLLEGE: Bates played both safety positions in four years as a starter at Tennessee. He was named second-team All-Southeastern Conference his junior and senior years. Bates was known as the Vols' hardest hitter, surest tackler and as a team leader. He intercepted nine passes and recovered six fumbles in his career.

PERSONAL: William Frederick Bates was born and raised in Knoxville, Tenn., where he excelled in football, basketball and as a sprinter on the track team at Farragut High School. He was all-state in football and basketball. The Cowboys' 1985 NFL Man of the Year nominee, Bill supports the United Way, the Dallas-area Boys Clubs, the Special Olympics in Tennessee, the United Children's Fund of Dallas and the Dallas Wednesday's Child Program benefitting orphans. He also serves as a spokesman for the Dallas-Fort Worth Ronald McDonald Houses. Bill married the former Denise Conrad of Nashville in June.



Dextor Clinkscale ★ 47

SAFETY • **SOUTH CAROLINA STATE** • **5th YEAR**
HT: 5-11 • **WT: 195** • **BORN: 4/13/58** • **FA FOR '80**

PRO: An intelligent and instinctive football player, underrated Dextor Clinkscale earned the starting strong safety position in 1983 after two seasons as a pass-defense specialist and one on injured reserve. Last year Clinkscale finished third on the team in tackles and interceptions and tied for the club lead in fumbles recovered. He earned the Oak Farms MVP award in a victory over Chicago (9/30) after recording a QB trap, an interception and eight tackles. In 1983 Dextor led the team in fumbles recovered, finished fifth in tackles and scored a crucial touchdown in a victory over the Giants (9/18). With the Cowboys clinging to a 14-13 fourth-quarter lead, Clinkscale picked off a Scott Brunner pass and raced 68 yards for his first NFL touchdown. He had another interception against the Giants later in the year (10/30). In the season-opener at Washington (9/5), he had 12 tackles and a QB trap to earn a coaches' defensive game ball. In 1980 and '82 Clinkscale played safety on passing downs and made a big contribution each season in the playoffs. As a rookie he intercepted a pass against the Rams in a playoff victory (12/28/80). In a 1982 playoff victory over Tampa Bay (1/9/83) he intercepted one pass, batted down another and got his hands on three more. Clinkscale spent the 1981 season on

CLINKSCALE, Cont.

injured reserve with an Achilles tendon injury. GAMES/STARTS: 1980 (16/0), 1981 (IR), 1982 (9/0), 1983 (15/15), 1984 (15/15). Total — 55/30.

COLLEGE: Clinkscale was a 1979 first-team Black College All-America safety and a three-time All-Mid-Eastern Athletic Conference pick at South Carolina State. He played in the 1980 Black College all-star game.

PERSONAL: A native of Greenville, S.C., (J.L. Mann High School), Frederick Dexter Clinkscale earned a college degree in business administration. His three brothers also attended college on football scholarships and earned their degrees.

CLINKSCALE'S COWBOYS TOTALS

Year	Pass Interceptions				Year	Tackles — QB Traps			
	No.	Yds.	Avg.	Long TD		Solo	Ast.	Tot.	Tps.
1982	1	0	0.0	0	1980	18	12	30	— 2
1983	2	68	34.0	68	1982	14	6	20	— 2
1984	3	32	10.7	23	1983	53	36	89	— 2
TOTALS	6	100	16.7	68	1984	68	25	93	— 1
					TOTALS	153	79	232	— 7

Opponents' Fumbles Recovered

Year	No.	Yds.	Avg.	Long TD
1980	1	0	0.0	0
1983	4	0	0.0	0
1984	2	0	0.0	0
TOTALS	7	0	0.0	0

Jim Cooper ★ 61

TACKLE • **TEMPLE** • **9th YEAR**
HT: 6-5 • **WT: 274** • **BORN: 9/28/55** • **D-6 FOR '77**




PRO: There is little doubt Jim Cooper, perhaps the Cowboys' most consistently solid offensive lineman, would just as soon forget the 1984 season. The night after the Cowboys lost their second straight to fall to 4-3 after a 4-1 start, Jim was at a Dallas restaurant with teammate Tom Rafferty and their wives. Cooper got up to leave the table, slipped on the hardwood floor, fell, broke his ankle and missed the rest of the season. The injury required surgery, but Cooper had a good off-season conditioning program and was looking forward to a fresh start in '85. Before being hurt, Cooper was in his sixth season as the Cowboys' starting right tackle. "You can count on Jim every game," says Tom Landry. "He'll perform very well." Cooper, who also has played guard and center for the Cowboys, very nearly didn't make the team as a rookie in 1977. He was released in training camp that year but was re-signed just before the opener and went on to play in every game to nail down his spot on the squad. GAMES/STARTS: 1977 (14/0), 1978 (14/2), 1979 (15/11), 1980 (15/15), 1981 (16/16), 1982 (9/9), 1983 (16/15), 1984 (7/7). Total — 106/75.

COLLEGE: Cooper started for three years at Temple under Wayne

COOPER, Cont.

Hardin, Roger Staubach's coach at Navy. Jim played in the offensive and defensive lines before settling at offensive tackle.

PERSONAL: Philadelphia native James Albert Cooper and his wife Mary, a nurse, live in Richardson, Texas. They have two sons, James Ryan (6/6/79) and Sean Francis (6/8/84). In the off-season, Jim works for Grunnah and Swanson, a Dallas commercial real estate firm. Jim was voted the fan's Favorite Cowboy in 1983, an honor that traditionally goes to a player at one of the more visible positions.



Fred Cornwell ★ 85

TIGHT END • **SOUTHERN CAL** • **2nd YEAR**
HT: 6-6 • **WT: 233** • **BORN: 8/7/61** • **D-3 FOR '84**

PRO: Billy Joe DuPree's retirement prior to last season left a need for a good backup tight end. Fred Cornwell filled that void well, developing into a consistent second tight end for blocking purposes and a dependable backup to Doug Cosbie. "Fred is tall and big. He should eventually develop into a good blocker," says Tom Landry. "He can play in our system and play well." Although he is known mainly for his blocking abilities, Fred stepped in for an injured Cosbie in the second half against St. Louis (10/7) and caught his first NFL pass and his first NFL touchdown. Cornwell saw most of his playing time on short yardage and goal line offenses. After injuring his back during pre-game warmups for the Philadelphia game (12/2), Fred missed both that game and the Washington game (12/9). He received his first professional start against Green Bay (9/23) as the second tight end. **GAMES/STARTED: 1984 (14/1). Total — 14/1.**

COLLEGE: Cornwell was an outstanding blocker and clutch pass receiver in three years as Southern Cal's starting tight end. He had his most productive year in 1983 with 22 catches for 236 yards and a touchdown. A senior co-captain in 1983, Cornwell earned second team All-Pac 10 honors. For his career he caught 34 passes for 343 yards and two touchdowns. Cornwell's biggest moment came in 1981 when he caught a seven-yard touchdown pass from John Mazur with two seconds left to give the No. 1 ranked Trojans a 24-21 victory over Oklahoma at the L.A. Coliseum.

PERSONAL: Born in Osborne, Kan., and raised in Saugus, Calif., Fred-erick Keith Cornwell starred in football, basketball and track (shot put) at Canyon High School. In the offseason Fred worked with the Special Olympics of Texas. He earned his degree in civil engineering at USC.

CORNWELL'S COWBOYS TOTALS

Year	Receiving			Long TD
	No.	Yds.	Avg.	
1984	2	23	11.5	13

Doug Cosbie ★ 84



TIGHT END • SANTA CLARA • 7th YEAR
HT: 6-6 • WT: 245 • BORN: 3/27/56 • D-3 FOR '79

PRO: "We have one of the best tight ends in football in Doug Cosbie," Tom Landry says. Cosbie had an excellent year last year and made the Pro Bowl for the second year in a row. A big target with excellent hands, Cosbie broke his own club record for receptions by a tight end last year with 60 catches. That total also led the team and was second among NFC tight ends to Philadelphia's John Spagnola, who had 65. In 1983 Cosbie broke by four Billy Joe DuPree's 1976 team record for catches by a tight end of 42. Doug also earned his first trip to the Pro Bowl. Cosbie took over the starting tight end position from DuPree in 1982 and led NFC tight ends with 30 catches. His four TD receptions led the team. In 1981, when Doug shared the position with DuPree as a play messenger, he tied Butch Johnson for the club lead in touchdown receptions with five. Four came at key moments of second-half comeback victories (Miami, at Philadelphia, Buffalo, Washington). He also caught a 21-yard TD pass to send Dallas ahead of San Francisco 27-21 in the fourth quarter of the NFC Championship Game (1/10/82). A Dallas newspaper once described Cosbie as "the consummate Cowboy — the diplomat, the hard worker, the willing learner, the unknown collegiate with the unlimited talent, the draft find." Doug was the fourth tight end selected in the 1979 draft after Kellen Winslow (San Diego), Dan Ross (Cincinnati) and Ronnie Lee (Miami). He was selected with a choice obtained in a trade with Seattle for Bill Gregory. **GAMES/STARTS:** 1979 (16/1), 1980 (16/0), 1981 (16/0), 1982 (9/9), 1983 (16/16), 1984 (16/16). Total — 89/42.

COLLEGE: Cosbie caught 120 passes for 1,721 yards and 10 touch-
(Continued on next page)

COSBIE'S COWBOYS TOTALS

Year	Rushing			
	No.	Yds.	Avg.	Long TD
1981	4	33	8.3	15 0
1982	1	-2	-2.0	-2 0
TOTALS	5	31	6.2	15 0

Year	Opponents' Fumbles Recovered			
	No.	Yds.	Avg.	Long TD
1980	2	0	0.0	0 0

Year	Kickoff Returns			
	No.	Yds.	Avg.	Long TD
1980	1	13	13.0	13 0
1981	1	0	0.0	0 0
1982	1	4	4.0	4 0
1983	2	17	8.5	10 0
TOTALS	5	34	6.8	13 0

Year	Receiving			
	No.	Yds.	Avg.	Long TD
1979	5	36	7.2	12 0
1980	2	11	5.5	5 1
1981	17	225	13.2	28 5
1982	30	441	14.7	45 4
1983	46	588	12.8	61 6
1984	60	789	13.2	36 4
TOTALS	160	2090	13.1	61 20

SINGLE-GAME CAREER HIGHS

Regular Season
Rcpt.—8 (9/3/84 @ Rams)
Yds. Rec.—103 (9/23/84 vs. G. Bay)
Lg. Rec.—61t (10/30/83 @ Giants)
TD Rcpt.—2 (9/18/83 vs. Giants)

Playoffs
Rcpt.—5 (12/26/83 vs. Rams)
Yds. Rec.—62 (12/26/83 vs. Rams)
Lg. Rcpt.—22 (12/26/83 vs. Rams)
TD Rcpt.—1 (3t, 1st. 12/26/83 vs. Rams)

COSBIE, Cont.

downs in four years at Santa Clara, three as a starter. In his senior year he served as a team captain and was voted the club's offensive MVP and honorable mention All-Pacific Coast. He also attended Holy Cross College in Worcester, Mass. and DeAnza Junior College in Cupertino, Calif.

PERSONAL: Douglas Durant Cosbie is a native of Mt. View, Calif., where he attended St. Francis High and played football, basketball and track. Doug was the 1984 Cowboys winner in a vote by fans of the Miller Lite Man of the Year Award, which recognizes the NFL's top citizen-athletes. Cosbie serves on the board of directors of the Paul Anderson Youth Homes in Roanoke, Texas, and the John Weber Ministries of Dallas. He also supports the Special Olympics for the handicapped, the Multiple Sclerosis Society of Dallas, the Campfire Girls, the American Heart Association, the Texas Attorney General's program on child support, and is honorary chairman of a fund raising golf tournament for Mt. St. Mary's Grammar School in California. Doug has a degree in marketing. He and wife Sherry live in McKinney, Texas, with son Matthew Douglas (9/19/80) and daughter Kari Kirrene (7/2/83).



Steve DeOssie ★ 55

LINEBACKER • BOSTON COLLEGE • 2nd YEAR
HT: 6-2 • WT: 245 • BORN: 11/22/62 • D-4 FOR '84

PRO: "DeOssie improved as the season went on in 1984," said Tom Landry. "He's very bright, and as he plays in our system he'll become better and better because he'll know where to be all the time.

This is a quality that could make him a top linebacker." Appearing in all 16 games as a rookie, DeOssie made his most valuable contributions on the special teams and earned a game ball for those efforts against the Redskins in December. Nicknamed "Barney Rubble" by his teammates, Steve is a rough-and-tumble player whose enthusiasm is contagious. He adds to his value to the team by doubling as the Cowboys' snapper on punts. When injuries forced long-time starter Bob Breunig into early retirement, DeOssie became the backup middle linebacker behind fellow rookie Eugene Lockhart. **GAMES/STARTS: 1984 (16/0).**

COLLEGE: DeOssie was a four-year starter at middle linebacker for Boston College, earning All-East honors twice and being named second team AP All-America in 1983. A captain his senior year, Steve was the Eagles' leading tackler from 1981 through '83.

PERSONAL: Steven Leonard DeOssie and his wife Diana have three children — Nichole (5/24/83), and twins Zak and Christina (5/25/84). Steve was an All-State football, basketball and baseball player at Don Bosco High School in Roslindale, Mass. During the past off-season he worked with the Winter Special Olympics in New Mexico and the Big Brothers program in the Dallas area.

Anthony Dickerson ★ 51



LINEBACKER • SOUTHERN METHODIST • 6th YEAR
HT: 6-2 • WT: 221 • BORN: 6/9/57 • FA FOR '80

PRO: In 1984 Anthony Dickerson didn't post the big numbers he had the year before, but he continued to make the big play when the opportunity arose. Due to the increased use of the 4-0 defense, Anthony saw less playing time last year. When he had the chance he continued a reputation that had started the year before. Against Indianapolis (10/28), he recovered a fumble on the eight-yard line to prevent a Colts touchdown. In the last two minutes vs. Green Bay (9/23), Dickerson intercepted a pass to set up a Cowboys TD. In 1983, his first season as the starting right linebacker, he turned in an outstanding year including several big plays. He led the club in solo tackles, finished second in total tackles and quarterback sacks, knocked down six passes, recovered three fumbles and forced two others. His biggest play came against New Orleans (9/25) when he sacked Ken Stabler in the end zone for a safety with 1:58 remaining to give Dallas a 21-20 victory. Dickerson's pressure on Scott Brunner caused Dexter Clinkscale's interception for the decisive touchdown in a victory over the Giants (9/18). Against the Raiders (10/23) Anthony had 11 tackles, two QB traps, two forced fumbles and a fumble recovery. Despite a shoulder injury which plagued Anthony throughout preseason, he began '84 as the starting right linebacker. During his first three years Dickerson played regularly on passing downs because of his ability to cover running backs. A top special teams contributor, Dickerson was named the Cowboys' special teams captain in '81. "He surely has the big play qualities you look for in a linebacker," Tom Landry says. "He has great speed and is as quick as a cat." It's been an unlikely ascent for Dickerson, whose football career appeared finished in 1979. He left SMU after his junior year in '77 and signed with Calgary of the Canadian Football League. The Stampeders released him after 10 games in '78. Dickerson moved to Los Angeles and worked as a handyman at the Burbank Airport. Then he returned to his native Texas and was taking business courses at the University of

(Continued on next page)

DICKERSON'S COWBOYS TOTALS

Year	Pass Interceptions				Long TD	Year	Opponents' Fumbles Recovered				
	No.	Yds.	Avg.	Long TD			No.	Yds.	Avg.	Long TD	
1980	2	46	23.0	34	0	1980	1	0	0.0	0	0
1982	1	4	4.0	4	0	1981	2	0	0.0	0	0
1983	1	8	8.0	8	0	1983	3	0	0.0	0	0
1984	1	0	0.0	0	0	1984	1	0	0.0	0	0
TOTALS	5	58	11.6	34	0	TOTALS	7	0	0.0	0	0

Tackles — QB Traps

Year	Solo	Ast.	Tot.	Tps.
1980	23	18	41	1
1981	31	8	39	4
1982	23	10	33	2½
1983	81	33	114	10½
1984	44	28	72	2
TOTALS	202	97	299	20

DICKERSON, Cont.

Houston when the Cowboys offered him a contract in 1980. Anthony intercepted two passes against San Francisco his rookie year (10/12). GAMES/STARTED: 1980 (16/0), 1981 (16/0), 1982 (9/1), 1983 (16/16), 1984 (16/15). Total — 73/32.

COLLEGE: Dickerson earned Junior College All-America honors at linebacker for Henderson J. C. in Athens, Texas, in 1976. He transferred to SMU in Dallas and was named co-captain after '77 spring practice.

PERSONAL: Texas City, Texas, native Anthony Charles Dickerson was a high school All-America halfback and linebacker at Pearland High, outside Houston. Anthony was raised on a truck farm in Pearland with five older sisters. He is a licensed florist. He is a supporter of the Special Olympics program for the handicapped.

NFL TOP TEN CAREER RUSHERS

Player	Years	Att.	Yards	Avg.	Long	TD	100-Yard Games
1. Walter Payton	10	3,047	13,309	4.4	76	89	63
2. Jim Brown	9	2,359	12,312	5.2	80	106	58
3. Franco Harris	13	2,949	12,120	4.1	75	91	47
4. O. J. Simpson	11	2,404	11,236	4.7	94	61	42
5. John Riggins	13	2,740	10,675	3.9	66	96	25
6. Tony Dorsett	8	2,136	9,525	4.5	99	59	38
7. Earl Campbell	7	2,029	8,764	4.3	81	73	39
8. Jim Taylor	10	1,941	8,597	4.4	84	83	26
9. Joe Perry	14	1,737	8,378	4.8	78	53	22
10. Larry Csonka	11	1,891	8,081	4.3	54	64	20



Tony Dorsett ★ 33



RUNNING BACK • **PITTSBURGH** • **9th YEAR**
HT: 5-11 • **WT: 185** • **BORN: 4/7/54** • **D-1 FOR '77**

PRO: His place in NFL history already is assured, but Tony Dorsett gives no indication his show is ready to close. The Cowboys' all-time leading rusher and the sixth-leading rusher in NFL history, Dorsett began the 1985 season expecting to join yet another elite group of NFL performers, those who have rushed for 10,000 yards. Tony entered the season just 475 yards shy of becoming the sixth NFL rusher to gain 10,000 yards. He has scored 69 touchdowns, seven short of Bob Hayes' club record of 76. Last year Dorsett became the 15th NFL player to surpass 12,000 combined net yards gained. Amazingly durable, he has rushed for 1,000 yards in seven of eight NFL seasons and in 13 of the 14 years he has played running back, dating to his junior year of high school. Tony is the only NFL runner to gain 1,000 yards in each of his first five seasons. That streak was broken in 1982 by the players' strike, although counting his 266 playoff yards Dorsett's season total was 1,011 yards. In 1982 Dorsett captured his first NFC rushing title and established an unbreakable NFL record by racing 99 yards from scrimmage for a touchdown at Minnesota (1/3/83). He has led the team in rushing every year he's been with the club, eight in a row. He owns the Cowboys' top five season rushing performances, top eight single-game rushing efforts and the five longest runs from scrimmage, all 75 yards or longer. He's the NFL's second all-time leading playoff rusher with 1,325 yards in 16 games, trailing only Franco Harris' 1,556 in 19 games. He also owns team records for most career 100-yard games (41, Cowboys are 39-2 in these, 26-0 at Texas Stadium), most 100-yard games in a season (9), most consecutive 100-yard games (4), most rushing attempts in a career and season, most career rushing touchdowns and most yards gained in a playoff game (160 vs. Rams in 1980). He is also the Cowboys' fourth all-time leading receiver. A team captain in 1981, '82 and '84, Dorsett was voted to the Pro Bowl in 1978, '81, '82 and '83. In '81 he also earned consensus All-Pro honors and was named NFC player of the year by UPI, the Washington Touchdown Club and the Kansas City Committee of 101. The second player selected in the '77 draft following a trade with Seattle, Dorsett won consensus rookie of the year honors in helping Dallas win Super Bowl XII. **GAMES/STARTS:** 1977 (14/4), 1978 (16/15), 1979 (14/14), 1980 (15/15), 1981 (16/16), 1982 (9/9), 1983 (16/16), 1984 (16/16). Total — 116/105.

COLLEGE: Dorsett crowned a brilliant collegiate career by winning the 1976 Heisman Trophy as the nation's outstanding player. Dorsett rushed for an NCAA career-record 6,082 yards and 58 TDs and led Pitt to the 1976 national championship with a 12-0 record. He broke or tied 14 NCAA records, was a four-time All-America and the first player in NCAA history with four 1,000-yard seasons and three 1,500-yard seasons.

PERSONAL: Aliquippa, Pa., native (Hopewell High) Anthony Drew

DORSETT, Cont.

Dorsett is a member of the National Easter Seals Sports Council, served as 1980 chairman of the American Heart Association's Jump-Rope-a-Thon fund-raising program, and has promoted the United Way, United Negro College Fund, Texas Department of Highways and Public Transportation seat belt program and the Dallas Civic Opera. In a 1979 Gallup Youth Survey of American teenagers' favorite sports personalities, Tony finished second to Roger Staubach. In 1981 Dorsett was named the best dressed man in sports by the Custom Tailors' Guild of New York. Tony is a partner in Southwestern Drilling Mud Company of Midland, Texas, and Dor-Watts, a burglar and fire alarm systems retail company in Dallas. Tony has a son, Anthony Drew Dorsett, Jr. (9/14/73).

DORSETT'S COWBOYS TOTALS

Rushing					Receiving						
Year	Att.	Yds.	Avg.	Long	TD	Year	No.	Yds.	Avg.	Long	TD
1977	208	1007	4.8	84	12	1977	29	273	9.4	23	1
1978	290	1325	4.6	63	7	1978	37	378	10.2	91	2
1979	250	1107	4.4	41	6	1979	45	375	8.3	32	1
1980	278	1185	4.3	56	11	1980	34	263	7.7	27	1
1981	342	1646	4.8	75	4	1981	32	325	10.2	73	2
1982	177	745	4.2	99	5	1982	24	179	7.5	17	0
1983	289	1321	4.6	77	8	1983	40	287	7.2	19	1
1984	302	1189	3.9	31	6	1984	51	459	9.0	68	1
TOTALS	2136	9525	4.5	99	59	TOTALS	292	2539	8.7	91	9

Passing							
Year	Att.	Comp.	Yds.	Pct.	Int.	Avg. Gn.	TD
1977	1	1	34	1.000	0	34.0	0
1978	1	0	0	.000	0	0.0	0
1980	1	0	0	.000	0	0.0	0
1982	1	0	0	.000	0	0.0	0
1983	1	0	0	.000	0	0.0	0
1984	1	0	0	.000	1	0.0	0
TOTALS	6	1	34	.167	1	5.7	0

Miscellaneous Scoring

	TDRT	PAT	FG	Pts.
1978	1*	0	0	6

* - 54-yard touchdown run with Du-Free fumble.

SINGLE-GAME CAREER HIGHS

Regular Season
 Yds. Rsh.—206 (12/4/77 vs. Phila.)
 Rsh. Att.—30 (12/6/81 @ Baltimore)
 Lg. Run—99t (1/3/83 @ Minnesota)
 TD Rsh.—3 (10/7/79 @ Minnesota)
 Rcpt.—10 (9/3/84 @ Rams)
 Yds. Rec.—107 (9/4/78 vs. Baltimore)
 Lg. Rcpt.—91t (9/4/78 vs. Baltimore)
 TD Rec.—1 (7 t., 1st. 9/30/84 @ Chi.)

Playoffs
 Yds. Rsh.—160 (12/28/80 vs. Rams)
 Rsh. Att.—27 (1/16/83 vs. Green Bay)
 Lg. Run—53 (1/8/79 @ Rams)
 TD Rsh.—2 (12/26/77 vs. Chicago)
 Rcpt.—5 (twc., 1st. 1/4/81 @ Atlanta)
 Yds. Rec.—48 (1/2/82 vs. Tampa Bay)
 Lg. Rcpt.—32 (12/26/77 vs. Chicago)
 TD Rec.—1 (12/28/80 vs. Rams)

DORSETT GAME-BY-GAME

Date	Opponent	Att.	Yds.	Lg.	TD	Date	Opponent	Att.	Yds.	Lg.	TD
9/18/77	@ Minnesota	4	11	9	0	11/20	@ Pittsburgh	17	73	13	1
9/25	Giants	7	62	32t	2	11/27	@ Washington	19	64	9	1
10/2	Tampa Bay	10	72	14	0	12/4	Philadelphia	23	206	84t	2
10/9	@ St. Louis	14	141	77t	2	12/12	@ S. Francisco	20	92	21t	1
10/16	Washington	19	51	9	0	12/18	Denver	17	50	8	0
10/23	@ Philadelphia	13	48	12	1	Playoffs					
10/30	Detroit	13	48	17	0	12/26/77	Chicago	17	85	22t	2
11/6	@ Giants	16	39	10	1	1/1/78	Minnesota	19	71	13	1
11/14	St. Louis	16	50	9	1	1/15/78	Denver @ N.O.	15	66	19	1

DORSETT, Cont.

DORSETT GAME-BY-GAME, Cont.

Date	Opponent	Att.	Yds.	Lg.	TD	Date	Opponent	Att.	Yds.	Lg.	TD
9/4/78	Baltimore	15	147	51	0	9/6/81	@ Washington	21	132	21	0
9/10	@ Giants	24	111	13	1	9/13	St. Louis	16	129	30	0
9/17	@ Los Angeles	19	38	13	0	9/21	@ N. England	19	162	75t	1
9/24	St. Louis	21	154	25	1	9/27	Giants	22	70	11	0
10/2	@ Washington	21	61	10	0	10/4	@ St. Louis	21	99	36	1
10/8	Giants	17	73	10	0	10/11	@ S. Francisco	9	21	7	0
10/15	@ St. Louis	12	24	12	0	10/18	Los Angeles	27	159	44t	1
10/22	Philadelphia	7	24	8	0	10/25	Miami	24	122	18	0
10/26	Minnesota	11	38	15	0	11/1	@ Philadelphia	20	78	15	1
11/5	@ Miami	10	49	19	0	11/9	Buffalo	28	117	15	0
11/12	@ Green Bay	23	149	33t	2	11/15	@ Detroit	15	55	13	0
11/19	New Orleans	25	152	63	1	11/22	Washington	23	115	26	0
11/23	Washington	21	72	11	0	11/26	Chicago	19	72	11	0
12/3	New England	15	49	13	0	12/6	@ Baltimore	30	175	26	0
12/10	@ Philadelphia	20	63	23	1	12/13	Philadelphia	28	101	8	0
12/17	@ Jets	29	121	13	1	12/19	@ Giants	20	39	7	0

Playoffs

12/30/78	Atlanta	14	65	12	0
1/8/79	@ Los Angeles	17	101	53	1
1/21/79	Pitt. @ Miami	16	96	29	0

9/2/79	@ St. Louis	DNP			
9/9	@ S. Francisco	19	54	15	0
9/16	Chicago	20	108	24	0
9/24	@ Cleveland	14	64	12	0
9/30	Cincinnati	20	119	23	0
10/7	@ Minnesota	21	145	30t	3
10/14	Los Angeles	24	103	14	1
10/21	St. Louis	20	111	41	0
10/28	@ Pittsburgh	19	73	21	0
11/4	@ Giants	16	36	12	0
11/12	Philadelphia	13	53	24	0
11/18	@ Washington	14	43	7	0
11/22	Houston	12	54	16	1
12/2	Giants	29	108	12	1
12/8	@ Philadelphia	9	36	13	0
12/16	Washington	DNP			

Playoffs

12/30/79	Los Angeles	19	87	26	0
----------	-------------	----	----	----	---

9/8/80	@ Washington	17	66	20	1
9/14	@ Denver	17	62	11	0
9/21	Tampa Bay	20	100	15	0
9/28	@ Green Bay	22	77	10	1
10/5	Giants	15	26	7	0
10/12	San Francisco	19	75	17	1
10/19	@ Philadelphia	6	17	6	0
10/26	San Diego	DNP			
11/2	@ St. Louis	16	43	15	1
11/9	@ Giants	24	183	56	2
11/16	St. Louis	26	122	18	1
11/23	Washington	17	59	12	1
11/27	Seattle	24	107	16	2
12/7	@ Oakland	25	97	20	1
12/15	@ Los Angeles	14	77	33	0
12/21	Philadelphia	16	74	17	0

Playoffs

12/28/80	Los Angeles	22	160	23	1
1/4/81	@ Atlanta	10	51	9	0
1/11/81	@ Phila.	13	41	11	1

Playoffs

1/2/82	Tampa Bay	16	86	26	1
1/10/82	@ S. Francisco	22	91	11	1

9/13/82	Pittsburgh	11	30	12	0
9/19	@ St. Louis	22	98	16	0
11/21	Tampa Bay	15	52	9	0
11/25	Cleveland	20	116	17	2
12/5	@ Washington	26	57	13	0
12/13	@ Houston	18	65	13	0
12/19	New Orleans	25	105	19	2
12/26	Philadelphia	24	69	14	0
1/3/83	@ Minnesota	16	153	99t	1

Playoffs

1/9/83	Tampa Bay	26	110	9	0
1/16/83	Green Bay	27	99	22	0
1/22/83	@ Washington	15	57	17	0

9/5/83	@ Wash.	14	151	77	0
9/11	@ St. Louis	12	35	10	0
9/18	Giants	13	49	16	0
9/25	New Orleans	16	124	34	0
10/2	@ Minn.	26	141	25	0
10/9	Tampa Bay	24	68	14	0
10/16	Philadelphia	19	92	32	1
10/23	Raiders	20	65	27	0
10/30	@ Giants	22	94	10	0
11/6	@ Phila.	16	51	29t	1
11/13	@ San Diego	17	58	12	0
11/20	Kansas City	18	108	32t	2
11/24	St. Louis	17	102	55t	2
12/4	@ Seattle	26	117	17	2
12/11	Washington	14	34	10	0
12/19	@ S. Francisco	15	32	8	0

Playoffs

12/26	Rams	17	59	11	0
-------	------	----	----	----	---

9/3/84	@ Rams	25	81	11	1
9/9	@ Giants	15	95	15	0
9/16	Philadelphia	22	66	11	0
9/23	Green Bay	20	44	9	1
9/30	@ Chicago	18	51	23	0
10/7	St. Louis	14	96	31	1
10/14	@ Wash.	18	81	29t	2
10/21	New Orleans	22	80	15	1
10/28	Indianapolis	24	104	13	0
11/4	Giants	13	78	16	0

DORSETT, Cont.

DORSETT GAME-BY-GAME, Cont.

Date	Opponent	Att.	Yds.	Lg.	TD	Date	Opponent	Att.	Yds.	Lg.	TD
11/11	@ St. Louis	19	84	20	0	12/2	@ Phila.	22	110	15	0
11/18	@ Buffalo	17	70	11	0	12/9	Washington	15	42	15	0
11/22	New England	19	49	15	0	12/17	@ Miami	19	58	10	0



Michael Downs ★ 26

SAFETY • **RICE** • **5th YEAR**
HT: 6-3 • **WT: 204** • **BORN: 6/9/59** • **FA FOR '81**

PRO: Michael Downs enjoyed his finest season as a professional in 1984, earning All-Pro and All-NFC honors and, according to Tom Landry, "everybody thought he should have gone to the Pro Bowl."

The unheralded free agent from Rice started every game at free safety for the third straight year and led the secondary in tackles for the fourth year in a row. For the third time in four years Downs led the entire team in tackles, and for good measure was the Cowboys' top pass interceptor with seven. He also had 3½ quarterback traps, knocked down 13 passes, forced three fumbles and recovered two. Against New Orleans, as the Cowboys fought back from a 27-6 fourth-quarter deficit to win in overtime, Downs made nine tackles, intercepted two passes, batted down a pass, recovered a fumble and recovered a blocked punt. Says Landry, "Like playing middle linebacker, the more you play the safety position the more you see and the better you anticipate. As he gets more experience, Michael can only get better." Despite his slender frame, Downs has missed only one game as a pro, that coming in his rookie year when he was sidelined with a pulled hamstring. He has become one of the most durable and dependable performers in the Dallas lineup. **GAMES/STARTS:** 1981 (15/15), 1982 (9/9), 1983 (16/16), 1984 (16/16). Total — 56/56.

COLLEGE: Despite being a three-year starter and a co-captain at Rice, Downs' play as a senior was hampered by a pinched nerve in his

DOWN'S COWBOYS TOTALS

Pass Interceptions					Opponents' Fumbles Recovered				
Year	No.	Yds.	Avg.	Long TD	Year	No.	Yds.	Avg.	Long TD
1981	7	81	11.6	21 0	1981	1	0	0.0	0 0
1982	1	22	22.0	22 0	1982	3	87	29.0	86 1
1983	4	80	20.0	28 0	1983	2	10	5.0	10 1
1984	7	126	18.0	27t 1	1984	2	28	14.0	28 0
TOTALS	19	309	16.3	28 1	TOTALS	8	125	15.6	86 2

Tackles — QB Traps

Year	Solo	Ast.	Tot.	— Tps.
1981	72	38	110	— 0
1982	49	21	70	— 1
1983	76	35	111	— 1½
1984	96	40	136	— 3½
TOTALS	293	134	427	— 6

DOWNNS, Cont.

shoulder and he was not drafted. The Cowboys signed him as a free agent, along with fellow Dallas native and fellow future All-Pro Everson Walls.

PERSONAL: Michael Lynn Downs attended South Oak Cliff High School in Dallas, the same school as former teammate Harvey Martin. Michael earned undergraduate degrees at Rice in business, political science and physical education. He owns an American Speedy Printing franchise in Dallas and has worked in youth marketing for the Dr Pepper Co. of Dallas. Michael and his wife Vanessa have a daughter,Carolynn (6/29/84).

John Dutton ★ 78



DEFENSIVE TACKLE • NEBRASKA • 12th YEAR
HT: 6-7 • WT: 268 • BORN: 2/6/51 • TRADE, BALT., '79

PRO: After six seasons as an All-Pro defensive end with the Baltimore Colts, John Dutton moved to Dallas and developed into a fine left tackle. John reported to 1984 training camp at 258 pounds—his lowest playing weight in 11 years—and performed well, playing mostly against the run. Against Philadelphia (12/2), John sacked Joe Pisarcik in the end zone for a safety and earned a defensive game ball from the coaches. He had his best game of the season vs. Green Bay (9/23) when he recorded seven tackles, 1½ sacks and knocked down a pass. Following the 1979 trade, Dutton was switched to left tackle and learned his new position while sharing it with starter Larry Cole. Cole retired after the '80 season and Dutton took command of the position in '81. "John came along very well in 1981 at tackle, and it was one of the keys to our

(Continued on next page)

DUTTON'S COLTS TOTALS

Opponents' Fumbles Recovered						Tackles — QB Traps				
Year	No.	Yds.	Avg.	Long	TD	Year	Solo	Ast.	Tot.	Tps.
1974	1	0	0.0	0	0	1974	79	NA	79	5
1975	1	0	0.0	0	0	1975	73	17	90	17
1977	1	0	0.0	0	0	1976	62	11	73	13
1978	3	10	3.3	10	0	1977	26	13	39	6
TOTALS	6	10	1.7	10	0	1978	98	17	115	6
						TOTALS	338	58	396	47

DUTTON'S COWBOYS TOTALS

Opponents' Fumbles Recovered						Tackles — QB Traps				
Year	No.	Yds.	Avg.	Long	TD	Year	Solo	Ast.	Tot.	Tps.
1980	2	0	0.0	0	0	1979	14	11	25	1
1983	1	0	0.0	0	0	1980	31	21	52	3½
TOTALS	3	0	0.0	0	0	1981	44	37	81	4½
						1982	18	20	38	2
						1983	40	31	71	4½
						1984	43	30	73	2½
						TOTALS	190	150	340	18

Pass Interceptions

Year	No.	Yds.	Avg.	Long	TD
1980	1	38	38.0	38	1

DUTTON, Cont.

defensive improvement," Tom Landry says. Dutton's absence from the NFC Championship Game in San Francisco because of a bruised thigh was considered a major blow to Dallas. Injuries hampered Dutton in 1982. He underwent surgery on his damaged thigh following that season and rebounded in '83 with a fine performance. The Cowboys obtained Dutton from Baltimore on the Oct. 9, 1979 trading deadline to help plug holes left by the retirements of Ed Jones and Jethro Pugh. Dallas gave up first and second-round draft choices to acquire the three-time Pro Bowl selection. A right end at Baltimore, Dutton played left end in '79 and was moved to tackle in 1980 when Too Tall returned from boxing. John scored his first NFL touchdown in '80, intercepting a Scott Brunner pass vs. the Giants (10/5) and returning it 38 yards. Chosen by the Colts in the first round of the '74 draft, the fifth pick overall (Too Tall was first), Dutton was a consensus all-rookie selection. In '75 he led the Colts in QB traps with a career-high 17, was selected to the Pro Bowl for the first of three straight years and was named to the AP and UPI All-NFC teams. The following season Dutton reached All-Pro status, leading his club in QB traps again and being named All-Pro by AP and All-AFC by UPI. He was named to the Pro Bowl and UPI's All-AFC team again in '77. GAMES/STARTS: 1974 (14-Balt.), 1976 (14-Balt.), 1976 (14-Balt.), 1977 (12-Balt.), 1978 (14-Balt.), 1979 (8/4), 1980 (16/0), 1981 (16/16), 1982 (9/9), 1983 (16/16), 1984 (16/16). Total — 149 (81/61-Dallas)

COLLEGE: A two-year starter and senior captain, Dutton was a consensus All-America in 1973. He played in two Orange Bowls and one Cotton Bowl with Nebraska. The Cornhuskers won the national championship in his sophomore season. John also threw the discus for the Nebraska track team.

PERSONAL: John Owen Dutton and wife Ginny live in Dallas with son Mason (8/4/79) and daughter Hayden Lee (8/21/83). They also own 80 acres in Lincoln, Neb. Ginny, a ballet dancer, studied under renowned Edward Villela. John attended Rapid City (S.D.) High School and attracted more scholarship offers for basketball than football. He has a degree in business administration.



Ron Fellows ★ 27



CORNERBACK • **MISSOURI** • **5th YEAR**
HT: 6-0 • **WT: 180** • **BORN: 11/7/58** • **D-7A FOR '81**

PRO: Ron Fellows won the starting right cornerback position last year after Dennis Thurman opened the spot by moving back to safety. A receiver in college, Fellows had been a regular on passing downs at right corner since the 11th game of his rookie year of 1981 and had become recognized as one of the top "extra" defensive backs in the league. "Ron Fellows is a very talented player," Tom Landry says. "He has great speed and good coverage ability. If he ends up making the play consistently, he can step up with the best of the cornerbacks." In 1983 Fellows made three of the year's biggest plays. His first career interception came late in the season-opener at Washington (9/5) to set up the winning touchdown in a dramatic comeback victory. Against New Orleans (9/25) he returned a blocked field goal 62 yards for a fourth-quarter touchdown to help Dallas rally to a 21-20 triumph, his first NFL TD and the Cowboys' first return of a FG attempt for a score in 19 years. The following week at Minnesota (10/2) he intercepted two passes, including one for a 58-yard go-ahead touchdown in the third quarter, and returned four kickoffs for 109 yards, including a 53-yarder, the Cowboys' longest since 1979. His total return yardage for the game was 188 yards. Ron tied a club record in '83 with 43 kickoff returns. He led the team in punt and kickoff returns in 1982. In a victory last year at

(Continued on next page)

FELLOWS' COWBOYS TOTALS

Punt Returns					
Year	No.	Yds.	Avg.	Long	TD
1981	11	44	4.4	10	0
1982	25	189	7.6	17	0
1983	10	75	7.5	14	0
TOTALS	46	308	6.7	17	0

Kickoff Returns					
Year	No.	Yds.	Avg.	Long	TD
1981	8	170	21.3	31	0
1982	16	359	22.4	35	0
1983	43	855	19.9	53	0
1984	6	94	15.7	23	0
TOTALS	73	1478	20.3	53	0

Opponents' Fumbles Recovered					
Year	No.	Yds.	Avg.	Long	TD
1983	1	0	0.0	0	0
1984	1	12	12.0	12	0
TOTALS	2	12	6.0	12	0

Field Goal Attempts Returned					
Year	No.	Yds.	Avg.	Long	TD
1983	1	62	62.0	62	1
1984	1	29	29.0	29	0
TOTALS	2	91	45.5	62	1

Pass Interceptions					
Year	No.	Yds.	Avg.	Long	TD
1983	5	139	27.8	58	1
1984	3	3	1.0	3	0
TOTALS	8	142	17.8	58	1

Tackles — QB Traps					
Year	Solo		Ast.	Tot.	Tps.
1981	6	1	7	—	0
1982	5	5	10	—	0
1983	23	1	24	—	0
1984	54	25	79	—	0
TOTALS	88	32	120	—	0

FELLOWS, Cont.

St. Louis (11/11), Fellows returned a blocked field goal 29 yards to the 11 to set up a touchdown. Obtained with a draft choice from Tampa Bay for defensive end Dave Stalls, Fellows was converted to cornerback by the Cowboys after leading the University of Missouri in receiving in 1980. He played at Missouri with current teammates Howard Richards and Kurt Petersen. The leanest member of the team, Ron is called "Bird" by teammates. GAMES/STARTS: 1981 (16/0), 1982 (9/0), 1983 (16/0), 1984 (16/16). Total — 57/16.

COLLEGE: Fellows played cornerback at Butler, Kan., Community College. He transferred to Missouri and became a receiver midway through his junior year of '79. In '80 he led the Tigers with 33 catches for 586 yards and four TDs. He was chosen Big Eight player of the week after catching six passes for 99 yards against Iowa State. Fellows was a hurdler in junior college.

PERSONAL: A native of South Bend, Ind., Ronald Lee Fellows studied elementary education at Missouri. He and wife Lillie live in Dallas and operate a fashion jewelry business.



Norm Granger ★ 28

RUNNING BACK • **IOWA** • **2nd YEAR**
HT: 5-9 • **WT: 220** • **BORN: 9/14/61** • **D-5B FOR '84**

PRO: Granger appeared in 15 games as a rookie in 1984, mostly on special teams, and made a big play by recovering a fumble on punt coverage to set up a field goal in an early season victory over the Chicago Bears. Very similar in physical stature to Robert Newhouse, the Cowboys' No. 4 all-time rusher, Granger was projected as a backup to fullback Timmy Newsome in '85. "Norm is strictly a fullback who is a strong runner," says Tom Landry. "He has a lot of potential at that position." GAMES/STARTS: 1984 (15/0).

COLLEGE: Granger was a three-year starter at fullback for the Iowa Hawkeyes, and was the only player ever to captain the team for two years. As a freshman he led with Big Ten by averaging nearly 30 yards per kickoff return.

PERSONAL: A native of Newark, New Jersey, Norman Lance Granger was a high school All-America at Barringer High School. He gained 1,900 yards, scored 13 touchdowns and won the Newark Academic Scholar-Athlete Award his senior year. In the offseason he went back to Iowa to work toward his degree in recreational therapy.

Duriel Harris ★ 86



WIDE RECEIVER • NEW MEXICO STATE • 10th YEAR
 HT: 6-0 • WT: 188 • BORN: 11/27/54 • FA FOR '84

PRO: Needing an offensive spark for the '84 stretch drive, the Cowboys picked up Duriel Harris on waivers from the Cleveland Browns (11/14). Although Duriel caught only one pass — for nine yards vs. New England (11/22) — he possesses the speed and quickness to pose a threat to opposing defenses. After starting the first 11 games for the Browns last year, Duriel came to Dallas where he was the third wide receiver. Duriel had his best game of '84 while playing for the Browns when he caught eight passes for 136 yards against New England (10/7). Duriel was drafted by the Miami Dolphins in the third round of

(Continued on next page)

HARRIS' DOLPHINS TOTALS

Receiving					Rushing				
Year	No.	Yds.	Avg.	Long TD	Year	Att.	Yds.	Avg.	Long TD
1976	22	372	16.9	44 1	1979	1	20	20.0	20 0
1977	34	601	17.7	47 5	1982	1	13	13.0	13 0
1978	45	654	14.5	63t 3	TOTALS	2	33	16.5	20 0
1979	42	798	19.0	51 3					
1980	33	583	17.7	54 2	Kickoff Returns				
1981	53	911	17.2	55 2	Year	No.	Yds.	Avg.	Long TD
1982	22	331	15.0	45 1	1976	17	559	32.9	69 0
1983	15	260	17.3	64t 1	1977	4	91	22.8	31 0
TOTALS	266	4510	17.0	64t 18	1978	29	657	22.7	53 0
					1980	5	89	17.8	22 0
Punt Returns					1981	1	20	20.0	20 0
Year	No.	Yds.	Avg.	Long TD	TOTALS	56	1416	25.3	69 0
1976	9	79	8.7	16 0					

HARRIS' BROWNS TOTALS

Receiving					Punt Returns				
Year	No.	Yds.	Avg.	Long TD	Year	No.	Yds.	Avg.	Long TD
1984	32	512	16.0	43 2	1984	9	73	8.1	13 0

HARRIS' COWBOYS TOTALS

Receiving				
Year	No.	Yds.	Avg.	Long TD
1984	1	9	9.0	9 0

SINGLE-GAME CAREER HIGHS

Regular Season		Playoffs	
Rcpt.—10 (10/28/79 Miami vs. G. Bay)	Rcpt.—6 (1/2/82 Miami vs. SDO)		
Yds. Rec.—180 (10/28/79 Miami vs. G. Bay)	Yds. Rec.—106 (1/2/82 Miami vs. SDO)		
Lg. Rcpt.—64t (9/11/83 Miami vs. N.E.)	TD Rcpt.—1 (12/30/79 Miami @ Pitt.)		
TD Rcpt.—2 (twc., 1st. 11/25/79 Miami @ Balt.)			

HARRIS' 100-YARD GAMES

Date	Team	Opp.	No.	Yds.	TD	Date	Team	Opp.	No.	Yds.	TD
11/22/76	Miami	Balt.	5	116	0	11/8/81	Miami	@ N.E.	8	145	0
10/9/77	Miami	@ Balt.	4	127	0	11/30/81	Miami	Phil.	9	114	1
9/9/79	Miami	Seattle	5	117	0	1/2/82	Miami	S. Diego	6	106	0
10/28/79	Miami	G. Bay	10	180	1	9/11/83	Miami	N.E.	4	109	1
11/18/79	Miami	@ Clev.	4	119	0	9/16/84	Clev.	Denver	5	104	0
11/25/79	Miami	@ Balt.	7	116	2	10/7/84	Clev.	N.E.	8	136	0
10/25/81	Miami	@ Dallas	6	165	0						

HARRIS, Cont.

the 1976 draft. He went on to become the second leading receiver in Dolphin history, catching 266 passes for 4,510 yards, second only to Nat Moore. In 1979, he had the best game of his career with 10 catches for 180 yards against Green Bay (10/28). Duriel's best season came in 1981 when he caught 53 passes for 911 yards. Harris is best remembered for his role in the "hook and lateral" play in the 1981 playoff game against San Diego when he caught a pass from Don Strock and lateraled it to Tony Nathan, who ran 25 yards for a touchdown. A starter in Miami from 1978-82, Duriel was named the team's outstanding receiver from 1980-82. He was the NFL's best kickoff return man in 1976, leading the league with a 32.9 average. After eight seasons with Miami, Duriel was traded on 3/27/84 to the Browns for a fourth-round draft pick in 1985. He caught Bob Griese's last pass. While with the Dolphins Duriel played in two games against the Cowboycs, catching 10 passes for 196 yards, including a six-catch, 165-yard day at Texas Stadium in 1981. GAMES/STARTS: 1976 (12/2-Miami), 1977 (14/4-Miami), 1978 (16/15-Miami), 1979 (15/14-Miami), 1980 (12/3-Miami), 1981 (15/10-Miami), 1982 (9/8-Miami), 1983 (12/5-Miami). 1984 (16/11, 11/11-Clev.). Total — 121/72 (5/0-Dallas).

COLLEGE: At New Mexico State, Duriel was the "lonesome end" in the Aggies' wishbone offense. He still caught 89 passes for 1,562 yards (17.5 avg.) and 13 TDs in four years. He was an all-Missouri Valley selection as a senior. He also finished fifth in the nation in kickoff returns that year, including a 104-yard TD return against Tulsa. Duriel played tailback as a sophomore gaining 250 yards on 36 carries.

PERSONAL: Duriel LaDon Harris, Jr., was born and raised in Port Arthur, Texas, where he lived four houses away from Falcons RB Joe Washington. Duriel attended Stephen F. Austin High School. Duriel Harris, Sr., was a quarterback at Wiley College in Marshall, Texas, and is an assistant coach at Tulane University. During the offseason Duriel worked as a sales representative for Big State Freight Lines in Dallas. He also spent time working with his Arabian horse in McKinney, Tex.

MILLER NFL MAN OF THE YEAR AWARD

The NFL Man of the Year program honors NFL players who have contributed as outstanding citizens of their communities as well as to their teams on the field. The program began in 1970, was discontinued from 1977-79 and was reactivated by the Miller Brewing Company in 1980. Miller has established an annual \$52,000 scholarship fund to be distributed in the names of the leading vote-getters from each of the 28 NFL teams. Dallas Cowboys NFL Man of the Year winners have been:

1984 - Doug Cosbie
1983 - Danny White
1982 - Billy Joe DuPree
1981 - D. D. Lewis

1980 - Drew Pearson
1976 - Roger Staubach
1975 - Roger Staubach
1973 - Calvin Hill

Mike Hegman ★ 58



LINEBACKER • TENNESSEE STATE • 10th YEAR
HT: 6-1 • WT: 228 • BORN: 1/17/53 • D-7 FOR '75

PRO: Unheralded Mike Hegman has given the Cowboys solid outside linebacking for the past five years. Last season was his best, including career highs of three interceptions and 3½ quarterback traps. He received game balls from the coaching staff following victories over the Eagles and Colts. Hegman, who started every game of the past three seasons, became the starting left, or strongside, linebacker in November 1979 when Thomas Henderson was released with four games left in the season. A specialist in stopping the run, Hegman won the starting job outright in 1980. He recovered a fumble in the end zone for a TD at Philadelphia (10/19) and had two interceptions against Seattle (11/27) that year. But Mike suffered a dislocated elbow in the playoff opener and missed the final two playoff games. Bad luck struck again in the 1981 season opener at Washington (9/6) when Hegman broke a bone in his right forearm and missed the next five games after having played in 77 straight. In '83 Mike returned a fumble nine yards for a touchdown to put Dallas ahead of the Raiders in the fourth quarter (10/23). "Mike's the kind of player who doesn't make many mistakes and he's got great football instincts," says linebackers coach Jerry Tubbs. The best evidence of those instincts came in Super Bowl XIII when Hegman swiped the ball from Pittsburgh's Terry Bradshaw and raced 37 yards for a second-quarter touchdown. **GAMES/STARTS:** 1976 (14/0), 1977 (14/1), 1978 (16/3), 1979 (16/5), 1980 (16/16), 1981 (11/10), 1982 (9/9), 1983 (16/16), 1984 (16/16). Total — 128/76.

COLLEGE: Hegman transferred from Alabama A&M and made Tennessee State's football team as a walk-on. He played middle linebacker on State's 10-0 1973 team, led the club in tackles in '74 and played on the same defense with Ed "Too Tall" Jones.

(Continued on next page)

HEGMAN'S COWBOYS TOTALS

Year	Pass Interceptions			
	No.	Yds.	Avg.	Long TD
1977	1	0	0.0	0 0
1980	2	2	1.0	2 0
1984	3	3	1.0	3 0
TOTALS	6	5	0.8	3 0

Year	Opponents' Fumbles Recovered			
	No.	Yds.	Avg.	Long TD
1978	2	0	0.0	0 0
1980	1	0	0.0	0 1
1983	1	9	9.0	9 1
1984	1	0	0.0	0 0
TOTALS	5	9	1.8	9 2

Year	Tackles — QB Traps			
	Solo	Asst.	Tot.	Tps.
1977	8	10	18	0
1978	25	19	44	2
1979	20	23	43	0
1980	63	22	85	3
1981	30	19	49	0
1982	24	22	46	1½
1983	42	29	71	1
1984	42	29	71	3½
TOTALS	254	173	427	11

HEGMAN, Cont.

PERSONAL: A native of Memphis (Northside High), Michael William Hegman has a degree from Tennessee State in physical education. Mike has participated in fund-raising events for St. Jude's Children's Hospital in Memphis, the Special Olympics and the Muscular Dystrophy Association. He has a daughter, Mikia (8/22/76).



Tony Hill ★ 80

WIDE RECEIVER • **STANFORD** • **9th YEAR**
HT: 6-2 • **WT: 202** • **BORN: 6/23/56** • **D-3A FOR '77**

PRO: Since becoming a starter in 1978, Tony Hill has established himself as one of the top receivers in the NFL. Despite missing five games due to injury in 1984, Hill caught 58 passes — two short of his career high — and led the team in receiving yardage for the seventh straight season with 864 yards. Projected over a 16-game schedule, Tony would have caught 84 passes for over 1,200 yards. Only injuries and the players' strike have kept Tony from consecutive 1,000-yard receiving seasons. In '83 Tony missed four games due to an injured foot. Last year he injured his shoulder in the season opener against the Rams and was out for the next five games. Upon his return, he caught a career-high nine passes for 134 yards against Washington (10/14). He went on to five 100-yard games in '84, a career high. He has put together 22 100-yard games over his career. With 356 career receptions, Tony ranks only behind Drew Pearson (489) and Bob Hayes (365) on the all-time Cowboys receiving list. Hill and Hayes are the only Cowboys to compile back-to-back 1,000 yard seasons. A starter since 1977, the two-time Pro Bowler (1978-79) has caught a pass in a team-high 44 consecutive games, 14 short of Drew Pearson's team record of 58 straight games with a reception. "Tony is our big-play man," Tom Landry says. "He has that ability to make the key play. He threatens the defense because he has the excellent burst of speed to get under a ball that's deep. He's a very explosive player, the type that can turn a short play into a deep play in a hurry." In the season opener of 1983 at Washington (9/5) Tony caught touchdown passes of 75 and 51 yards to spark the Cowboys from a 23-3 halftime deficit to a 31-30 victory. Hill set a club playoff record with nine receptions in the 1983 NFC Wild Card loss to the Rams (12/26). He has made three especially memorable catches. In '79 his 22-yard quick screen with two minutes left beat Chicago (9/16) and an eight-yarder with 39 seconds remaining clinched the NFC East title for Dallas in a dramatic comeback victory over Washington (12/16). His 28-yard scoring catch with 45 seconds left lifted the Cowboys over St. Louis in 1980 (11/2). Hill was obtained with a draft choice acquired from Philadelphia in 1975 for former All-Pro guard John Niland. **GAMES/STARTS:** 1977 (14/0), 1978 (16/13), 1979 (16/15), 1980 (16/13), 1981 (16/9), 1982 (9/8), 1983 (12/9), 1984 (11/11). Total — 110/78.

T. HILL, Cont.

COLLEGE: Hill broke all of former 49ers All-Pro Gene Washington's receiving records at Stanford. Tony caught 140 passes in four years for 2,225 yards and 18 touchdowns, including 55 catches for 916 yards in 1975.

PERSONAL: Leroy Anthony Hill, Jr., serves as chairman of the Dallas chapter of the Juvenile Diabetes Foundation. In 1981 he started the Tony Hill Sports Camp for underprivileged children in his Long Beach, Calif. hometown. Tony was a quarterback at Long Beach Polytechnic High School. In 1978 Long Beach honored Tony as its athlete of the year. Tony has a degree from Stanford in political science. Tony lives in Dallas with his wife Mildred and daughter Cassidy (10/6/83).

HILL'S COWBOYS TOTALS

Receiving					Punt Returns					
Year	No.	Yds.	Avg.	Long TD	Year	No.	Yds.	Avg.	Long TD	
1977	2	21	10.5	12 0	1977	10	124	12.4	29 0	
1978	46	823	17.9	54 6	1978	11	101	9.2	20 0	
1979	60	1062	17.7	75 10	1979	6	43	7.2	12 0	
1980	60	1055	17.6	58 8	TOTALS	27	268	9.9	29 0	
1981	46	953	20.7	63 4						
1982	35	526	15.0	47 1	Rushing					
1983	49	801	16.4	75 7	Year	Att.	Yds.	Avg.	Long TD	
1984	58	864	14.9	66 5	1978	3	17	5.7	14 0	
TOTALS	356	6105	17.2	75 41	1979	2	18	9.0	12 0	
					1980	4	27	6.8	15 0	
Kickoff Returns					1981	1	-3	-3.0	-3 0	
Year	No.	Yds.	Avg.	Long TD	1982	1	22	22.0	22 0	
1977	3	64	21.3	29 0	1983	1	2	2.0	2 0	
1979	1	32	32.0	32 0	1984	1	7	7.0	7 0	
TOTALS	4	96	24.0	32 0	TOTALS	13	90	6.9	22 0	
Passing										
Year	Att.	Comp.	Yds.	Pct.	Int.	Avg Gn.	TD	Rating		
1978	1	0	0	0	0	0.0	0	0.0		

SINGLE-GAME CAREER HIGHS

Regular Season				Playoffs			
Recpt.	- 9	(10/14/84 @ Wash.)		Recpt.	- 9	(12/26/83 vs. Rams)	
Yds. Rec.	- 213	(11/12/79 vs. Phila.)		Yds. Rec.	- 142	(1/16/83 vs. G. Bay)	
Lg Recpt.	- 75t	(twice, last 9/5/83 @ Wash.)		Lg. Recpt.	- 49	(1/16/83 vs. G. Bay)	
TD Recpt.	- 2	(7 times, last 10/30/83 @ Giants)		TD Recpt.	- 1	(3 times, last 12/26/83 vs. Rams)	

HILL'S 100-YARD GAMES

Date	Opponent	No.	Yds.	Lg.	TD	Date	Opponent	No.	Yds.	Lg.	TD
10/8/78	Giants	7	112	30t	2	9/13/82	Pittsburgh	6	130	45t	1
9/2/79	@ St. Louis	5	113	44	1	9/19	@ St. Louis	8	101	32	0
11/12	Phila.	7	213	75t	2	*1/16/83	Green Bay	7	142	49	0
12/16	Washington	8	113	21	1	9/5/83	@ Wash.	3	133	75t	2
9/14/80	@ Denver	5	117	36t	2	10/30	@ Giants	5	106	58t	2
11/16	St. Louis	7	126	58t	1	*12/26	vs. Rams	9	115	23	1
12/15	@ L. A.	6	121	36t	1	10/14/84	@ Wash.	9	134	23	0
12/21	Phila.	4	110	36	1	10/28	Indianapolis	8	125	38t	1
10/25/81	Miami	5	106	38	0	11/22	N. England	8	125	51	1
11/1	@ Phila.	6	121	30	0	12/9	Wash.	7	119	43t	1
11/26	Chicago	4	117	55	0	12/17	@ Miami	6	115	66t	1

*Playoffs



Gary Hogeboom ★ 14

QUARTERBACK • CENTRAL MICHIGAN • 6th YEAR
HT: 6-4 • WT: 207 • BORN: 8/21/58 • D-5 FOR '80

PRO: If a Dutchman says, "Hogeboom met magtigh aarem," he is describing a "tall tree with strong limb." He's also providing a pretty accurate description of Gary Hogeboom, the Cowboys' tall, strong-armed quarterback. Hogeboom has been a focal point for the past two years of one of the NFL's hottest stories, his battle for the Cowboys' starting quarterback position with Danny White. After a four-year apprenticeship, Hogeboom received his first chance last year when Coach Tom Landry named him to open the season as the starter. The Cowboys posted a 6-4 record in Hogeboom's 10 starts, including three of the year's biggest victories, over the Los Angeles Rams, Chicago and St. Louis. Gary's debut was brilliant. In his first regular-season start, he completed a club-record 33 passes in 47 attempts for 343 yards and a touchdown in rallying the Cowboys to a 20-13 victory over the Rams on the road before a Monday night television audience. Hampered thereafter by his own lack of experience plus an injury-depleted receiving corps and offensive line, Hogeboom did not match his opening-night performance. Gary did not see action in the last four games of the year as White regained his starting job. "Gary had his first test at being the starter and leader," Landry says. "He performed pretty well, but he still has to learn quite a bit about what he can do in the passing game. He didn't produce the touchdowns and big plays we need to have, although I think he will in time. His number one objective is to be able

HOGBOOM'S COWBOYS TOTALS

Year	Rushing				
	Att.	Yds.	Avg.	Long	TD
1982	3	0	0.0	0	0
1983	6	-10	-1.7	-1	0
1984	15	19	1.3	11	0
TOTALS	24	9	0.4	11	0

Passing

Year	Att.	Comp.	Yds.	Pct.	Int.	Avg. Gn.	Long	TD	Tkld/Lst	Rtng.
1982	8	3	45	37.5	1	5.63	26	0	0/0	—
1983	17	11	161	64.7	1	9.47	24	1	0/0	90.6
1984	367	195	2366	53.1	14	6.45	68	7	26/211	63.7
TOTALS	392	209	2572	53.3	16	6.56	68	8	26/211	63.7

SINGLE-GAME CAREER HIGHS

Regular Season

Att.—47 (9/3/84 @ Rams)
 Comp.—33 (9/3/84 @ Rams)
 Yards—343 (9/3/84 @ Rams)
 Long—68t (9/30/84 @ Chicago)
 TDs—2 (11/11/84 @ St. Louis)
 Ints.—2 (5 times, 1st. 11/18/84 @ Buf.)

Playoffs

Att.—29 (1/22/83 @ Washington)
 Comp.—14 (1/22/83 @ Washington)
 Yards—162 (1/22/83 @ Washington)
 Long—23t (1/22/83 @ Washington)
 TDs—2 (1/22/83 @ Washington)
 Ints.—2 (1/22/83 @ Washington)

HOGEBOOM, Cont.

to score, to take his team in when he gets inside the 20-yard line." The "quarterback controversy" first surfaced after the 1982 NFC Championship Game at Washington (1/23/83). Relieving a KO'd White with 19 seconds left in the first half, Hogeboom converted his first six third-down chances and finished with 14 completions in 29 attempts for 162 yards and two touchdowns, six yards to Drew Pearson and 23 to Butch Johnson. Hogeboom was impressive, despite the two interceptions that spoiled his bid at leading another Dallas comeback. Prior to that game, Hogeboom had thrown eight passes in a few mop-up appearances in three seasons. Gary was the ninth quarterback selected in the 1980 draft after Marc Wilson, Mark Malone, Gene Bradley, Eric Hipple, Rusty Lisch, Ed Luther, Paul McDonald and Bill Hurley. Hogeboom won the roster spot opened by Roger Staubach's retirement. GAMES/STARTS: 1980 (1/0), 1981 (1/0), 1982 (4/0), 1983 (6/0), 1984 (16/10). Total — (28/10).

COLLEGE: Hogeboom led Central Michigan to its first conference championship and was named Mid-American Conference player of the year in 1979. He guided Central to a 19-2-1 record in two years as a starter and of his 28 career starts Central won 24. He passed for 3,088 yards (208-of-395, 53 percent) and 19 touchdowns, and he rushed for 957 yards and 16 TDs. He set the school career total offense record of 4,045 yards.

PERSONAL: Gary Keith Hogeboom (HOAG-ih-boom) lives in McKinney, Texas, with wife Kristi, daughter Heidi Jo (11/30/82) and son Jake (7/10/84). Gary attended Northview High School in his hometown of Grand Rapids, Mich. He is a partner in a real estate development company in Sachse, Texas, and also owns 20 thoroughbred race horses. He has helped promote the Special Olympics and Wish with Wings.

Carl Howard ★ 21



CORNERBACK • **RUTGERS** • **2nd YEAR**
HT: 6-2 • **WT: 188** • **BORN: 9/20/61** • **FA FOR 84**

PRO: One of the major reasons for the Cowboys improvement in special teams coverage in '84 was the addition of rookie free agent Carl Howard. Carl earned a game ball for special teams play in both the Green Bay (9/23) and Indianapolis (10/28) games. He also saw some playing time as the third cornerback in the 4-0 pass defense. "Carl

(Continued on next page)

HOWARD'S COWBOYS TOTALS

Year	Tackles — QB Traps			Tps.
	Solo	Ast.	Tot.	
1984	2	1	3	0

HOWARD, Cont.

showed promise on the corner in his coverage ability," says Tom Landry. "He's a good hustler and good competitor." Against the Giants (11/4) Carl twisted his right knee covering a punt and missed the remainder of the season. GAMES/STARTS: 1984 (10/0).

COLLEGE: A three-year starter at left cornerback for the Scarlet Knights, Howard began his collegiate career with Rutgers as a walk-on in 1980. The highlight of his career was when he picked up a blocked punt against Army and ran 12 yards for his only collegiate TD.

PERSONAL: A native of Irvington, N.J., Carl Delano Howard, Jr., competed in football, baseball and track at Irvington High School. In the offseason he returned to Rutgers where he earned his degree in economics.



John Hunt ★ 79

GUARD • FLORIDA • 2nd YEAR
HT: 6-4 • WT: 256 • BORN: 11/6/62 • D-9A FOR '84

PRO: The rash of injuries that struck the Cowboys' offensive line last year had one side benefit. It gave youngsters such as John Hunt an opportunity to gain valuable experience. Hunt spent seven of the first 12 weeks of the season on injured reserve with a back injury and did not see action in the other five games. But in game 13, a Thanksgiving Day victory over New England, Hunt was pressed into service at right guard in the first half when starter Kurt Petersen injured an ankle. Hunt performed well the rest of the game, then started and played the entire game the next week, a win at Philadelphia, earning good grades for that performance, too. Hunt went on injured reserve after the fourth game. He returned to the active roster, replacing injured Howard Richards, prior to the 12th game. Hunt was drafted with a ninth-round choice obtained in 1983 from the Colts for kicker Raul Allegre. GAMES/STARTS: 1984 (2/1).

COLLEGE: Hunt started the final 22 games of his Florida career at guard, earning second-team All-Southeastern Conference honors in his senior year of 1983. Hunt played most of his senior season with a broken hand, but was considered a big reason for Florida's improved running game in '83.

PERSONAL: John Hunt is a native of Orlando, Fla., where he played football and baseball at Edgewater High School. John returned to the University of Florida last offseason to pursue his degree in criminal justice.

Jim Jeffcoat ★ 77



DEFENSIVE END • ARIZONA STATE • 3rd YEAR
HT: 6-5 • WT: 263 • BORN: 4/1/61 • D-1 FOR '83

PRO: Jeffcoat, the Cowboys' No. 1 draft choice in 1983, took over for retired Harvey Martin as the club's starting right defensive end in 1984 and it looks as if he's settling in for a long stay. "The thing that encouraged us a great deal in the defensive line last year was the progress of Jim Jeffcoat," said Tom Landry. "We thought he had that kind of potential when we drafted him No. 1 in 1983, and once he took over the position he seemed to get better as the season went on. By the end of the year he was making a lot of plays. He wasn't always playing the defenses perfectly, but he's a hustler, a competitor, and he keeps after the man with the ball. I see a bright future for him." By the end of the '84 campaign, Jeffcoat's 11½ quarterback traps were second on the club to Randy White's 12½. Jim's biggest play came against the New Orleans Saints when he recovered a White-induced fumble in the end zone for the touchdown that tied the score at 27 with 2:53 to play. The Cowboys, who had trailed 27-6 entering the fourth quarter, went on to win 30-27 in overtime. Against the Washington Redskins in the next-to-last game of the season, Jeffcoat sacked Joe Theismann 2½ times for 19 yards in losses and knocked down a pass. After appearing in all 16 games as a rookie, mostly on special teams, Jeffcoat was a 16-for-16 starter in 1984. **GAMES/STARTS: 1983 (16/0), 1984 (16/16).** Total — 32/16.

COLLEGE: A three-year starter at Arizona State, Jim earned All-Pac 10 and honorable mention All-America honors after anchoring the 1982 Sun Devil defense that led the nation. He was named outstanding defensive player in Arizona State's 1983 Fiesta Bowl victory over Oklahoma, making 16 tackles, causing a fumble and getting a QB sack.

PERSONAL: In addition to the normal off-season regimen of running and weightlifting, Jim is a faithful participant in an aerobic dancing class that meets at 6 a.m. One of six children, James Wilson Jeffcoat, Jr., is a Cliffwood, N.J., native who earned high school All-America honors at Matawan Regional High. He also lettered in wrestling. Jim, who graduated from Arizona State with a degree in communications, works with Special Olympics and the Make-a-Wish Foundation in Dallas.

JEFFCOAT'S COWBOYS TOTALS


Year	Tackles — QB Traps			
	Solo	Ast.	Tot.	Tps.
1983	3	0	3	— 2
1984	50	32	82	— 11½
TOTALS	53	32	85	— 13½

J. JONES, Cont.

boom, the first scoring reception of Jones' career. In 1981 Jones averaged a team-leading 5.3 yards per carry in his role as Tony Dorsett's backup. Jones' 59-yard TD run at Baltimore (12/6) was the club's second longest run from scrimmage that season. In the playoffs Jones was the Cowboys' second leading pass receiver with five catches for 32 yards. In his rookie season James made a sparkling debut when he picked up 45 yards on 10 carries in a season-opening win at Washington (9/8) with Dorsett sidelined periodically by leg cramps. But it was as a kick returner his first two years that Jones made his biggest contribution. In 1980 he set club season records for punt returns (54) and punt return yardage (548), breaking Butch Johnson's previous marks. James' 10.1-yard punt return average ranked fifth in the NFL and fourth in the NFC. His 22.5-yard kickoff return average was sixth in the NFC. Against the Redskins in '80 (11/23) he had a season-high 52-yard punt return to set up a touchdown in a 14-10 victory. Against Los Angeles in the NFC Wild Card Game (12/28) he had 153 yards in kick returns, including a dazzling 43-yard punt return in the first quarter that got the Cowboys rolling. Jones injured his knee in 1982 preseason. GAMES/STARTS: 1980 (16/0), 1981 (16/0), 1982 (4/0), 1983 (1R), 1984 (9/0). Total — 45/0.

COLLEGE: Jones missed the final seven games of his senior year with a knee injury after leading Mississippi State in rushing his junior season with 687 yards (5.3 per carry). In his career Jones rushed for 1,416 yards (5.4 average) and 14 touchdowns, caught 29 passes for 274 yards and three touchdowns, completed 3-of-6 passes for 72 yards and two touchdowns and returned 24 kickoffs for a 21.3-yard average and one TD. He was Academic All-SEC as a junior.

PERSONAL: James Jones, Jr., is a native of Starkville, Miss. (Vicksburg High). He studied physical education at Mississippi State and hopes to become a football coach. James received the Cowboys' 1984 Ed Block Memorial Courage Award from the club's trainers. He and wife Johnalyn live in Carrollton, Texas.



Syd Kitson ★ 73

GUARD • **WAKE FOREST** • **5th YEAR**
HT: 6-5 • **WT: 272** • **BORN: 9/27/58** • **FA FOR '84**

PRO: The Cowboys signed Kitson in November of 1984, a month after the Green Bay Packers released him. He appeared in only one game for Dallas, but was expected to be in the thick of the wide-open battle for offensive line berths in '85 training camp. The Packers third-round draft choice in 1980, Syd was plagued by leg and neck injuries his first three seasons and missed the entire '82 campaign. He came back to start nine games in '83, and was the Pack's starting right guard for the first three games of the '84 season. GAMES/STARTS: Packers — 1980 (14/0), 1981 (1/0), 1983 (16/9), 1984 (8/3). Cowboys — 1984 (1/0). Total — 50/12.

KITSON, Cont.

COLLEGE: Kitson played tight end, tackle and guard at Wake Forest while earning his degree in economics.

PERSONAL: Sydney Kitson won seven letters in three sports at New Providence, N.J., High School. Syd and his wife, Diane, live in Winston-Salem, N.C., during the off-season.

Eugene Lockhart ★ 56



LINEBACKER • **HOUSTON** • **2nd YEAR**
HT: 6-2 • **WT: 234** • **BORN: 4/2/61** • **D-6A FOR '84**

PRO: When Eugene Lockhart, a rookie sixth-round draft choice from Houston, arrived at the Cowboys' Thousand Oaks training camp last July he wanted to do one thing — hit. Eugene "The Hitting Machine" proved invaluable, first filling in for and later taking over for injured middle linebacker Bob Breunig. After an impressive preseason, Lockhart received his first professional start against Philadelphia (9/23). In that game he led the team in tackles and was voted the defensive MVP by the media. He started again the next week against Green Bay (9/30) and the last six games of the season after Breunig was put on injured reserve. Eugene averaged 10 tackles per start and led the Cowboys linebackers in tackles. He was named to the All-Rookie team by UPI, the Pro Football Writers Association, Pro Football Weekly and Football Digest. "Although he doesn't have the experience, or the know-how of the flex," says Tom Landry, "Eugene has the sense of being able to find the ball-carrier. He makes the right move at the point of attack to get in position to make the play. A lot of players can't do that." Although recognized more for his abilities to stop the run, Eugene recorded two quarterback traps against Washington (12/9). Against Philadelphia (12/2) he had a club season-high 17 tackles, the most by any Cowboys player since 1979. Eugene broke his thumb in practice before the first St. Louis game (10/7) forcing him to miss that game and play with a cast for several weeks. Lockhart intercepted his first NFL pass against Buffalo (11/18) and returned it 32 yards to set up a field goal. He was selected with a draft choice obtained from Chicago for tight end Jay Saldi. **GAMES/STARTS:** 1984 (15/8).

COLLEGE: Lockhart, a two-year starter at outside linebacker, led Houston in 1983 with 134 tackles. A tri-captain, he earned All-South-

(Continued on next page)

LOCKHART'S COWBOYS TOTALS

Pass Interceptions					Opponents' Fumbles Recovered				
Year	No.	Yds.	Avg.	Long TD	Year	No.	Yds.	Avg.	Long TD
1984	1	32	32.0	32 0	1984	1	0	0.0	0 0
Tackles — QB Traps									
					Solo Ast. Tot. Tps.				
Year					1984				
					49 37 86 — 2½				

NEWSOME, Cont.

tion. In four years at Winston-Salem, Timmy rushed for 3,833 yards (6.1 per carry) and 38 touchdowns. He led the conference in rushing and scoring three times. Newsome earned his degree in business with a concentration in computer science.

PERSONAL: Timothy Arthur Newsome is a native of Ahsokie, N.C., and was a star athlete at Ahsokie High. In the offseason he works for Shared Financial Systems of Dallas. He has done public service work for the state of North Carolina's alcohol and drug abuse prevention program.



Steve Pelleur ★ 16

QUARTERBACK • **WASHINGTON** • **2nd Year**
HT: 6-4 • **WT: 208** • **BORN: 7/29/62** • **D-5A FOR '84**

PRO: In Steven Pelleur the Cowboys have a promising backup quarterback who could develop into a star. Steve didn't see any playing time at quarterback during the regular season in '84, but when he was given his chance in preseason he impressed the coaches. In the fourth quarter vs. San Diego (8/11), Steve led the team 77 yards on 13 plays to a touchdown. He finished the preseason nine of 15, for 69 yards, one touchdown and one interception. You couldn't ask for more pressure than when Steve saw his first playing time in a regular season game. With Hogeboom hurt Steve had to hold for Rafael Septien's game-winning kick in overtime against New Orleans (10/21). He was drafted with a pick obtained from the Tampa Bay Buccaneers for Danny Spradlin. **GAMES/STARTS: 1984 (1/0).**

COLLEGE: On his way to earning the PAC-10 offensive player of the year award in 1983, Steve set six school individual records, including season completion percentage (67.2) and most consecutive passes thrown without an interception (137). He also led Washington to a school total offense mark of 4,365 yards in '83. Pelleur completed more passes than any other QB in Husky history and finished as Washington's second all-time leading passer. He completed 436 of 755 passes for 4,603 yards and 30 touchdowns. He was All-PAC 10, All-West Coast, and honorable mention All-America in '83. As a sophomore he led the Huskies to the PAC-10 title and a 28-0 victory over Iowa in the Rose Bowl.

PERSONAL: Born in Yakima, Wash. and raised in Bellevue, Wash., Steve Carl Pelleur captained the football and basketball teams at Interlake High School. He was a National Football Foundation Scholar-Athlete in 1979 when he earned all-state honors as a quarterback. During the offseason Steve returned to Washington to work toward his degree in building construction. Steve is involved with the Fellowship of Christian Athletes and Special Olympics. Steve's grandfather (Carl Gustafson), father (Arnie Pelleur) and brother (Scott) all played football at Washington State. Scott is a linebacker with the New Orleans Saints and a former Cowboys draft choice. His brother Arnie is a freshman linebacker at Stanford.

Kurt Petersen ★ 65

GUARD • MISSOURI • 6th YEAR
HT: 6-4 • WT: 278 • BORN: 6/17/57 • D-4 FOR '80

PRO: Despite being a defensive lineman in college, Kurt Petersen has been a starting offensive guard in four of his five seasons with the Cowboys. The past two years Kurt was bothered by injuries which forced him to miss a handful of games, two in 1983 and three in 1984. He received a game ball from the coaching staff last year for his performance in a key victory at St. Louis (11/11) and earned one in 1983 against New Orleans (9/25). Pete started all nine games in 1982, earning a game ball for his play against Cleveland (11/25) and second-team All-Pro honors from the Newspaper Enterprise Association. Called "the Cowboys' blue-ribbon workhorse" by a Dallas newspaper, Petersen combines good size, quickness and intelligence with unusual strength. According to conditioning coach Bob Ward, Kurt is the strongest player overall on the team. Petersen spent his rookie year making the difficult switch from defensive to offensive lineman. The Cowboys had previous success in converting Pat Donovan, John Fitzgerald and Blaine Nye from college defensive linemen into successful NFL offensive linemen. The learning process was expected to continue in 1981, but a knee injury to center Robert Shaw in the second game forced the Cowboys to move right guard Tom Rafferty to center and Petersen into a starting role at right guard. GAMES/STARTS: 1980 (16/0), 1981 (16/14), 1982 (9/9), 1983 (14/14), 1984 (13/13). Total — 68/50.

COLLEGE: A linebacker his junior year, Petersen was moved to defensive tackle his senior season to give Missouri more inside quickness. A senior co-captain, Kurt tied for the team lead in fumble recoveries with four.

PERSONAL: St. Louis native (Lutheran High School North) Kurt David Petersen has a degree in industrial engineering. Kurt is an outdoorsman who enjoys fishing, hunting, gardening and archery. Kurt, wife Karen and their daughter Aimee (12/20/84) live in Carrollton, Texas.



Kirk Phillips ★ 81

WIDE RECEIVER • TULSA • 2nd YEAR
HT: 6-1 • WT: 202 • BORN: 7/31/60 • FA FOR '84

PRO: With the rash of injuries to the wide receiving corps in 1984, Kirk Phillips proved a valuable addition to the Cowboys roster. After Tony Hill injured his shoulder in the season opener against the Rams (9/3), Kirk caught his first NFL pass and was involved in two



RAFFERTY, Cont.

a starting job in only his second season, replacing retired All-Pro right guard Blaine Nye in 1977. Rafferty played two games that season at center for injured John Fitzgerald, a preview of things to come. In 1979 Rafferty won the Oak Farms MVP award in a playoff-clinching victory at Philadelphia (12/8). He shared his second career MVP award with Fitzgerald in 1980 in a season-opening victory at Washington (9/8). Tom earned game balls in 1982 against Cleveland (11/25) and in the playoffs against Tampa Bay (1/9/83). GAMES/STARTS: 1976 (13/0), 1977 (14/14), 1978 (16/16), 1979 (16/16), 1980 (16/16), 1981 (16/16), 1982 (9/9), 1983 (16/15), 1984 (16/16). Total — 132/118.

COLLEGE: A four-year starting guard at Penn State, Rafferty earned All-America honors from the Football News and the Football Writers Association in 1975. The Cowboys rated him the top pulling guard in the 1976 draft.

PERSONAL: Thomas Michael Rafferty was born in Syracuse and raised in Fayetteville, N.Y., where he became a high school All-America lacrosse player in addition to starring in football and basketball at Fayetteville-Manlius High School. Tom works in the offseason for Jim Eidson and Associates, a Dallas real estate company. He received a degree in physical education from Penn State and is studying for his master's in business at the University of Dallas. Tom and wife Donna live in Dallas with son J. Michael (7/14/81) and daughter Rachel Elizabeth (3/6/84).



Mike Renfro ★ 82

WIDE RECEIVER • TEXAS CHRISTIAN • 8th YEAR
HT: 6-0 • WT: 189 • BORN: 6/19/55 • TRADE, HOU., '84

PRO: Acquired from Houston for Butch Johnson in the spring of 1984, Renfro was expected to play a role as a "possession" receiver in special situations for the Cowboys. He performed beyond expectations, starting 11 games and catching 35 passes for 583 yards (a 16.7 average) and two touchdowns. For good measure, he threw a 49-yard scoring pass to Doug Donley in a 23-17 victory over the Eagles. "No one could have asked for more than Mike Renfro gave us last year," Tom Landry says. "He learned our system in a hurry, worked very hard and made a lot of key catches for us." In six seasons with the Oilers, Mike started 50 games and caught 160 passes for 2,183 yards and 11 touchdowns, but in 1984 with the Cowboys he had his best year statistically. Renfro's move to Dallas was something of a homecoming for him, since he was born and raised in the area and his father — former All-Pro wide receiver Ray Renfro — was an assistant coach for the Cowboys from 1968 through 1972. As a teenager, Mike was a Dallas ballboy.

COLLEGE: Renfro was a three-time All-Southwest Conference choice at TCU and ended his college career owning school records for career receptions (162), yards (2,739) and touchdowns (17). His 10 touchdown catches as a senior set a Southwest Conference record. Mike played at

RENFRO, Cont.

TCU under head coach Jim Shofner, now the Cowboys' quarterbacks coach.

PERSONAL: Michael Ray Renfro was born and raised in Fort Worth, where he attended Arlington Heights High School. Mike has a degree in business management and works in the offseason for the Dugger Development real estate firm in Fort Worth. He lives in Fort Worth with his wife, Denise. Along with other Cowboys and former Cowboys, Mike is active in his support for the Happy Hill Farm Children's Home in Glen Rose, Texas.

RENFRO'S OILERS TOTALS

Year	Receiving				
	No.	Yds.	Avg.	Long	TD
1978	26	339	13.0	58	2
1979	16	323	20.2	49	2
1980	35	459	13.1	42	1
1981	39	451	11.6	43	1
1982	21	295	14.0	54	3
1983	23	316	13.7	38	2
TOTALS	160	2183	13.6	58	11

RENFRO'S COWBOYS TOTALS

Year	Receiving					Int.	Avg. Gn.	TD
	No.	Yds.	Avg.	Long	TD			
1984	35	583	16.7	60	2			

Year	Passing				Pct.	Int.	Avg. Gn.	TD
	Att.	Comp.	Yds.	Pct.				
1984	2	1	49	50.0	0	24.5	1	

Howard Richards ★ 70

GUARD-TACKLE • MISSOURI • 5th YEAR
HT: 6-6 • WT: 262 • BORN: 8/7/59 • D-1 FOR '81



PRO: Last year was supposed to be the season Howard Richards took over a starting position and became the newest star on the Cowboys' offensive line. However, injuries turned 1984 into a year of frustration for the talented lineman. Howard battled a groin injury throughout training camp and found himself in a backup role when the season began. He took over the starting left tackle spot for the New Orleans game (10/21) after Phil Pozderac moved over to right tackle for the injured Jim Cooper. After starting four games, he injured his leg in his hometown of St. Louis (11/11) and missed the rest of the season. He underwent surgery to correct a torn tendon above his knee. Howard spent most of '82 and '83 at left guard, although he also played right guard and left tackle. "Howard Richards is a key player. I'm leaning now toward putting Howard at guard, leaving him there and letting him play to see how he develops. He has the speed to play guard," says Tom Landry. "He still has the opportunity to be the kind of player we thought he was when we drafted him in the first round." In '83 he spent most of the year shuttling plays with Herb Scott at left guard. He also shuttled



Chris Schultz ★ 66

TACKLE • **ARIZONA** • **2nd YEAR**
HT: 6-8 • **WT: 288** • **BORN: 2/16/60** • **D-7 FOR '83**

PRO: Last year turned into a disappointing sophomore season for Chris Schultz. Chris injured his right knee in the first quarter of the Pittsburgh pre-season game (8/16) last year and was placed on injured reserve for the entire season. He spent the year rehabilitating his knee and appears to be ready for 1985. "Chris worked hard all year while he was on injured reserve," Tom Landry says. "The doctors feel he's strong and capable." Despite his limited experience, Chris has shown fine potential in practices and at training camp. He played only one year in college at offensive tackle and was drafted by the Cowboys in the seventh round mainly because of his physical characteristics. He possesses excellent size and quick feet, two of the key qualities necessary for success in the offensive line. Chris got into five games in '83 on special teams. **GAMES/STARTS: 1983 (5/0), 1984 (IR). Total — 5/0.**

COLLEGE: After earning three letters as a defensive tackle, Schultz was switched to offense as a senior, won the starting left tackle position and performed well for the Wildcats. He was the strongest member of the Arizona team with a 365-pound bench press.

PERSONAL: Born in Hamilton, Ontario, Canada, Christopher Schultz was raised in Burlington, where he lettered for four years in football and basketball at Aldershoot High School. He studied psychology at Arizona.



Victor Scott ★ 22

SAFETY • **COLORADO** • **2nd YEAR**
HT: 6-0 • **WT: 196** • **BORN: 6/1/62** • **D-2 FOR '84**

PRO: Victor Scott is a talented young athlete who gives the Cowboys depth at cornerback and safety. The 40th player selected in the 1984 draft, Scott saw action in 16 games last year on special teams and as an extra defensive back on passing downs. His diving, fourth-quarter interception of a deflected pass at St. Louis (11/11), the first interception of his career, set up the winning touchdown in one of the Cowboys' biggest victories of the season. "I think Victor Scott will

SCOTT'S COWBOYS TOTALS

Year	Pass Interceptions					Tackles — QB Traps				
	No.	Yds.	Avg.	Long TD		Year	Solo	Ast.	Tot.	Tps.
1984	1	5	5.0	5	0	1984	16	3	19	0

SCOTT, Cont.

be a better safety than cornerback, but we still may have to play him at corner this year because of the depth situation," Tom Landry says. "How much he develops his potential is largely up to Vic Scott and how dedicated he is. I see him as a free safety eventually because he has the speed and aggressive tackling ability to play there." Scott returned an interception 30 yards for a touchdown against Houston in last year's preseason finale. GAMES/STARTS: 1984 (16/0).

COLLEGE: A two-time All-Big Eight selection and a 1983 second-team All-America, Scott set Colorado career records of 24 pass deflections and three interceptions returned for touchdowns in four years as a starting cornerback. He intercepted 10 passes and blocked four field goals and two extra point attempts in his career.

PERSONAL: Born in St. Louis, Mo., and raised in East St. Louis, Ill., Victor Ramone Scott starred in football, basketball and baseball at East St. Louis High School. In the offseason Victor and wife Wanda returned to the University of Colorado, where Victor took classes toward his degree in history. He also spoke at area grade schools.

Rafael Septien ★ 1

KICKER • **SOUTHWEST LOUISIANA** • **9th YEAR**
HT: 5-10 • **WT: 179** • **BORN: 12/12/53** • **FA FOR '78**

PRO: Entering his ninth season in the NFL, 31-year-old Rafael Septien had established himself as one of the most productive and consistent kickers in the game's history. The 1984 campaign was a typical one for the dapper native of Mexico City — 102 points on 23-of-29 field goal kicking (79.3 per cent) and 33-of-34 extra points. He kicked the second-longest field goal of his career, a 52-yarder at Los Angeles in a season-opening victory over the Rams, and provided the winning field goals against New England (four seconds remaining) and New Orleans (overtime). Inside the 40-yard line Rafael is amazing. His career field goal totals from 39 yards and closer are 110-of-123 for 89.4 per cent. His overall career field goal percentage of 70.5 ranks fourth in all-time field goal accuracy. Septien is the NFL record holder for field goal accuracy and consecutive field goals in the playoffs, having kicked 18-of-21 post-season field goal attempts (85.7), including 15 in a row from Super Bowl XIII to the 1982 NFC title game. Never having missed a game with an injury, Rafael has scored in 118 consecutive games to tie Jim Turner for third on the all-time NFL list in that department after being shut out in the first game of his rookie season with the Rams in 1977. Rafael, a 10th-round draft choice of the Saints in '77, was released



SEPTIEN, Cont.

in training camp and signed by the Rams. After being the NFL's top rookie kicker that year, he was released by the Rams after the final pre-season game of 1978. The Cowboys signed him immediately as a free agent. GAMES: 1977 (14-L.A. Rams), 1978 (16), 1979 (16), 1980 (16), 1981 (16), 1982 (9), 1983 (16), 1984 (16). Total — 119.

COLLEGE: Septien received All-Southland Conference honors his final two seasons at Southwest Louisiana and kicked nine field goals of more than 50 yards, including a 50-yarder on his first attempt. His long was 57 vs. Lamar in '74.

PERSONAL: Jose Rafael Septien Michel (rah-fay-EL sep-tee-EN) and wife Linda had their first child last year, Lance Remington Rafael Septien (10/8/84). A native of Mexico City and a graduate of Collegio Vista Hermosa High School there, Rafael's late father Carlos Septien was a member of two Mexican World Cup soccer teams. Rafael is president of Septien and Associates, a Dallas public relations firm, and has been working with McDonald's restaurants in a program benefiting Mexican-American youths.

SEPTIEN'S RAMS TOTALS

Year	Scoring			
	TD	PAT	FG	Pts.
1977	0	32-35	18-30	86

SEPTIEN'S COWBOYS TOTALS

Year	Scoring				Opponents' Fumbles Recovered				
	TD	PAT	FG	Pts.	Year	No.	Yds.	Avg.	Long TD
1978	0	46-47	16-26	94	1980	2	18	9.0	11 0
1979	0	40-44	19-29	97					
1980	0	59-60	11-17	92					
1981	0	40-40	27-35	121					
1982	0	28-28	10-14	58					
1983	0	57-59	22-27	123					
1984	0	33-34	23-29	102					
TOTALS	0	303-312	127-177	687					

Field Goal Accuracy

Year	1-19	20-29	30-39	40-49	50+	Total	Pct.
1977 (Rams)	1-1	10-11	5-6	2-10	0-2	18-30	60.0
1978	2-3	8-8	3-5	3-10	0-0	16-26	61.5
1979	0-0	7-7	7-11	3-8	2-3	19-29	65.5
1980	1-1	3-4	6-6	0-3	1-3	11-17	64.7
1981	1-1	11-11	8-9	7-12	0-2	27-35	77.1
1982	1-1	3-3	3-4	2-4	1-2	10-14	71.4
1983	0-0	5-5	8-8	9-12	0-2	22-27	81.5
1984	2-2	6-7	9-9	4-8	2-3	23-29	79.3
TOTALS	8-9	53-56	49-58	30-67	6-17	146-207	70.5

SINGLE-GAME CAREER HIGHS

Regular Season

Pts.—15 (9/21/81 @ New England)
 FGs.—4 (twc., 1st. 9/21/81 @ N. Eng.)
 Lg. FG—53 (12/13/82 @ Houston)
 PATs.—8 (10/12/80 vs. San Francisco)

Playoffs

Pts.—13 (1/16/83 vs. Green Bay)
 FGs.—3 (twc., 1st. 1/16/83 vs. G. Bay)
 Lg. FG—50 (1/16/83 vs. Green Bay)
 PATs.—5 (1/2/82 vs. Tampa Bay)

Don Smerek ★ 60



DEFENSIVE TACKLE • NEVADA-RENO • 5th YEAR
HT: 6-7 • WT: 265 • BORN: 12/20/57 • FA FOR '80

PRO: Entering training camp last year, Don was the heir apparent to retired Harvey Martin's right end position. Due to Randy White's holdout, he was moved to White's right tackle position where he started all four preseason games. He played well, including a two-sack performance while playing less than a half vs. Green Bay (8/4). After White's return prior to the start of the regular season Smerek was never able to catch up at right end. Don spent the rest of the year playing left tackle in passing situations in place of John Dutton. "Don Smerek's season was hurt last year somewhat by circumstances," says Tom Landry. "He began the season with a shot at the starting right end position, but with Randy White not in training camp, we had no choice but to move Smerek to right tackle. He never got a chance to compete at right end, and I think this was a mental setback for him. He's a very tough, competitive defensive player. He's shown good ability as a pass rusher." It's been a remarkable comeback for Smerek, who spent most of his first two seasons on the injured list. After signing with Dallas as a free agent in 1980, Smerek fractured ribs in training camp and was on injured reserve all season. He made the active roster as a reserve defensive lineman in 1981 but injured a knee in the second game, underwent surgery and spent the rest of the year on injured reserve. He battled his way back onto the roster in 1982 and proved a valuable asset down the stretch and in the playoffs filling in for Dutton, who was injured. In '83 Don replaced Dutton on passing downs and finished fourth on the club in QB sacks with six. Smerek is one of the strongest Cowboys with a bench-press of 435 pounds. **GAMES/STARTS:** 1981 (2/0), 1982 (7/0), 1983 (15/0), 1984 (16/0). Total — 40/0.

COLLEGE: Smerek was an All-Big Sky choice at defensive end following his senior season at Nevada-Reno.

PERSONAL: Donald Frederick Smerek was born in Waterford, Mich., and raised in Henderson, Nev., outside Las Vegas. Don was a football and basketball star at Basic High in Henderson. He received his degree from Nevada-Reno in physical education. In the offseason he works for Craig and Associates, a Dallas investment firm.

SMEREK'S COWBOYS TOTALS

Tackles — QB Traps

Year	Solo	Ast.	Tot.	Tps.
1982	6	4	10	1
1983	10	7	17	6
1984	6	4	10	1
TOTALS	22	15	37	8



Ron Springs ★ 20

RUNNING BACK • OHIO STATE • 7th YEAR
HT: 6-2 • WT: 225 • BORN: 11/4/56 • D-5C FOR '79

PRO: In multi-talented Ron Springs, the Cowboys have one of the NFL's top receiving threats out of the backfield. Ron followed his record-setting 1983 season by finishing fourth on the club in receptions

last year with 46, including three long touchdown catches that contributed to three victories. He caught a 25-yard scoring toss from Gary Hogeboom to help beat Philadelphia (9/16) 23-17, a 26-yarder from Hogeboom for the winning touchdown in a 24-17 triumph at St. Louis (11/11) and a 57-yarder from Danny White to break open a close game at Philadelphia (12/2). Ron finished his sixth season as the Cowboys' seventh all-time leading rusher and receiver. In 1983 Springs led NFL running backs in receiving and set a club record of 73 catches, breaking Frank Clarke's 1964 team mark of 65. Springs also combined for more than 1,000 yards rushing and receiving for the first time in his career. Against Tampa Bay that season (10/9) he tied his club record for running backs by catching 11 passes for a career-high 126 yards, including a career-long 80-yard touchdown reception. Against the Raiders (10/23) he threw his second career TD pass, a 15-yarder to Danny White. Ron has combined for more than 100 yards rushing and receiving in a game nine times in his career,

SPRINGS' COWBOYS TOTALS

Rushing						Receiving					
Year	No.	Yds.	Avg.	Long	TD	Year	No.	Yds.	Avg.	Long	TD
1979	67	248	3.7	15	2	1979	25	251	10.0	27	1
1980	89	326	3.7	20	6	1980	15	213	14.1	56	1
1981	172	625	3.6	16	10	1981	46	359	7.8	32	2
1982	59	243	4.1	46	2	1982	17	163	9.6	34	2
1983	149	541	3.6	19	7	1983	73	589	8.1	80	1
1984	68	197	2.9	16	1	1984	46	454	9.9	57	3
TOTALS	604	2180	3.6	46	28	TOTALS	222	2029	9.1	80	10

Kickoff Returns						Opponents' Fumbles Recovered					
Year	No.	Yds.	Avg.	Long	TD	Year	No.	Yds.	Avg.	Long	TD
1979	38	780	20.5	70	0	1981	1	0	0.0	0	0

Passing							
Year	Att.	Comp.	Yds.	Pct.	Int.	Avg. Gn.	TD
1979	3	1	30	33.3	0	10.0	1
1981	1	0	0	0.0	1	0.0	0
1983	2	1	15	50.0	0	7.5	1
1984	1	0	0	0.0	0	0.0	0
TOTALS	7	2	45	28.6	1	6.4	2

SINGLE-GAME CAREER HIGHS

Regular Season				Playoffs			
Yds. Rsh.—85 (11/22/81 vs. Wash.)	Yds. Rsh.—70 (1/2/82 vs. Tampa Bay)	Rsh. At.—20 (12/16/79 vs. Wash.)	Rsh. At.—15 (1/2/82 vs. Tampa Bay)	Lg. Run—46t (12/5/82 @ Washington)	Lg. Run—32 (12/28/80 v. Rams)	TD Rsh.—3 (9/13/81 vs. St. Louis)	TD Rsh.—1 (twc., Ist. 1/2/82 vs. T.B.)
Rcpt.—11 (twice, Ist. 10/9/83 vs. T.B.)	Rcpt.—6 (12/26/83 vs. Rams)	Yds. Rec.—126 (10/9/83 vs. T.B.)	Yds. Rec.—39 (1/4/81 @ Atlanta)	Lg. Rcpt.—11 (twice, Ist. 10/9/83 vs. T.B.)	Lg. Rcpt.—26 (1/4/81 @ Atlanta)	TD Rec.—1 (10 times, last 12/2/84 @ Phil.)	

SPRINGS, Cont.

including a career-high four times in 1983 and once last year (114 vs. Philadelphia 9/16). His top moment in '82 came in a 24-10 victory at Washington (12/5) in which he broke a career-long 46-yard TD run in the closing minutes. In 1981 Springs combined for 984 yards rushing and receiving, scored a team-high 12 touchdowns and tied Tony Hill for the club lead in receptions with 46. He caught a 32-yard TD pass late in the fourth quarter for the winning score in a dramatic 28-27 comeback victory over Miami (10/25). Springs began his Cowboys career as a tailback behind Tony Dorsett, filling in well for an ailing Dorsett in three 1979 victories. In the season opener at St. Louis (9/2) Ron threw a 30-yard fourth-quarter TD pass to Tony Hill on his first NFL attempt. In the comeback victory over Washington (12/16) that won the NFC East title, Springs rushed for 79 yards and a TD, and caught six passes for 58 yards, including a 26-yard TD late in the fourth quarter. Ron also led the team in kickoff returns in '79. In order to get him into the lineup with Dorsett, Springs was switched to fullback in '80. He won the position in training camp, but twisted an ankle in the third game and didn't regain the position from Robert Newhouse until '81. GAMES/STARTS: 1979 (16/2), 1980 (15/6), 1981 (16/13), 1982 (9/8), 1983 (16/14), 1984 (16/12). Total — 88/55.

COLLEGE: Springs rushed for 1,800 yards and scored 25 touchdowns in 1976 at Coffeyville, Kan., Junior College and was named junior college player of the year. He led Ohio State in rushing and receiving as a junior with 1,166 yards on the ground and another 90 on 16 receptions. He had 585 yards rushing in an injury-marred senior year. Springs also ran sprint relays for the Buckeyes' track team.

PERSONAL: Ronald Edward Springs is a native of Williamsburg, Va., (Lafayette High), where they've named a street after him (Ron Springs Drive). Ron studied communications at Ohio State. He owns a home appliance rental company in Dallas called Rentex. He and wife Adriane live in Dallas.

Dennis Thurman ★ 32



SAFETY • **SOUTHERN CAL** • **8th YEAR**
HT: 5-11 • **WT: 179** • **BORN: 4/13/56** • **D-11 FOR '78**

PRO: Perhaps the key man in the Cowboys' go-for-broke, attacking secondary is Dennis Thurman, a former 11th-round draft choice who was supposed to be too small and not quite fast enough to make it in the NFL. By the summer of '85, Tom Landry thought so much of Thurman's contributions he brought him to training camp 10 days ahead of the rest of the veterans to work with the rookie defensive backs. After starting at cornerback for three seasons, Dennis was listed behind All-

THURMAN, Cont.

Pro Michael Downs at free safety on the 1984 depth chart. But, with the Cowboys using six and seven defensive backs much of the time, Thurman saw just about as much action as he ever had. "There is so much situation substitution now," says Landry, "and that's where Dennis is very important. He's very knowledgeable, he's smart, he directs our third-down defenses and he does a great job at it. He's been willing to do whatever he can to help the team win and you can't say enough about the job he does." With it all, Thurman is a big-play man in the secondary. He ranks No. 5 on the Cowboys' all-time list of interceptors and is the third-leading pass interceptor in NFL playoff history. He intercepted three passes, including one for a touchdown, in a playoff victory over Green Bay in January of '83, and has scored a team-record three touchdowns on interceptions during the regular season. He led the team in interceptions in 1983 and tied Charlie Waters for that honor in '80. Thurman has served as the Cowboys' special teams captain and defensive captain and never missed a game in his first seven years as a pro. GAMES/STARTS: 1978 (16/0), 1979 (16/1), 1980 (16/16), 1981 (16/16), 1982 (9/9), 1983 (16/16), 1984 (16/0). Totals — 105/58.

COLLEGE: Thurman intercepted passes in seven straight Southern Cal games en route to leading the nation in interception return yardage in 1976. He had 13 career interceptions, seven fumble recoveries and was a two-time consensus All-America safety. Dennis also started five games at flanker during his freshman and sophomore years.

PERSONAL: Dennis Lee Thurman was a football quarterback, basketball and baseball star at Santa Monica High School in his native Los Angeles. He was recruited by major league baseball teams and college basketball programs before accepting a college football scholarship, and went on to obtain a journalism degree at USC. Dennis, his wife Elsie and their daughter Chelsea (12/3/83) live in the Dallas suburb of Farmers Branch.

THURMAN'S COWBOYS TOTALS

Year	Pass Interceptions				Long	TD
	No.	Yds.	Avg.			
1978	2	35	17.5	23	0	
1979	1	0	0.0	0	0	
1980	5	114	22.8	78	1	
1981	9	187	20.8	96	0	
1982	3	75	25.0	60	1	
1983	6	49	8.2	34	0	
1984	5	81	16.2	43	1	
TOTALS	31	541	17.5	96	3	

Year	Punt Returns				Long	TD
	No.	Yds.	Avg.			
1978	1	0	0.0	0	0	

Year	Kickoff Returns				Long	TD
	No.	Yds.	Avg.			
1978	3	42	14.0	20	0	
1982	1	17	17.0	17	0	
TOTALS	4	59	14.8	20	0	

Year	Opponents' Fumbles Recovered				
	No.	Yds.	Avg.	Long	TD
1979	1	0	0.0	0	0
1980	2	14	7.0	14	0
1981	1	0	0.0	0	0
1983	1	0	0.0	0	1
TOTALS	5	14	2.8	14	1

Year	Tackles — QB Traps				Tot.	Tps.
	Solo	Ast.				
1978	10	10	20	—	0	
1979	24	13	37	—	0	
1980	61	40	101	—	0	
1981	59	18	76	—	0	
1982	32	11	43	—	0	
1983	48	18	66	—	1	
1984	24	10	34	—	1	
TOTALS	257	120	377	—	2	

SINGLE-GAME CAREER HIGHS

Regular Season
 Int.—3 (12/13/81 v. Philadelphia)
 Yds. Int.—96 (9/6/81 @ Washington)
 Lg. Int.—96 (9/6/81 @ Washington)
 Int. TDs—1 (twc., 1st, 1/3/83 @ Minn.)

Playoffs
 Int.—3 (1/16/83 v. Green Bay)
 Yd. Int.—58 (1/16/83 v. Green Bay)
 Lg. Int.—39t (1/16/83 v. Green Bay)

Glen Titensor ★ 63



GUARD • BRIGHAM YOUNG • 5th YEAR
 HT: 6-4 • WT: 261 • BORN: 2/21/58 • D-3 FOR '81

PRO: Glen Titensor quietly moved into the starting left guard position last year and performed consistently well the rest of the season. After starting the last three preseason games in place of injured Herb Scott at left guard, Glen started the first regular season game of his pro career at left guard in the opener against the Rams (9/3). He took over the starting left guard position before the St. Louis game (10/7) and stayed there for the remaining 11 games. "Glen came along extremely well last season in his first year as starter," says Tom Landry. "He was a bright spot on the offensive line last year. He shows great promise." Glen is following in the footsteps of several Cowboys — Blaine Nye, John Fitzgerald, Pat Donovan, and Kurt Petersen — who were defensive linemen in college and became top offensive linemen with the Cowboys. Titensor made the switch as a rookie and impressed his coaches with his rapid development. A versatile athlete with great quickness, Glen has worked at both center and guard. He played the second half at Minnesota and the entire game against Tampa Bay at center in '83 for Tom Rafferty, who had suffered a foot injury. Glen missed five of nine games in '82 due to a knee injury. He underwent surgery in November of '82 for cartilage repair, but returned a month later and was available for the playoffs. In his rookie season Titensor played briefly at left guard during the Tampa Bay playoff game (1/2/82) for Scott, who had sustained a minor injury. GAMES/STARTS: 1981 (16/0), 1982 (3/0), 1983 (15/1), 1984 (15/12). Total — 49/13

COLLEGE: After spending two years at UCLA backing up All-America defensive tackle Manu Tuiasosopo, Titensor transferred to BYU and became a two-time All-Western Athletic Conference choice at defensive end. He also was an AP honorable mention All-America in '79 and '80. Glen was named BYU defensive player of the week five times in '79 and led the team with 13 sacks in '80.

PERSONAL: Glen Weston Titensor (TIGHT-en-sir), a native of Westminster, Calif., starred in football and track at Bolsa Grande High School in Garden Grove, Calif. Glen's hobby is making custom furniture. He has participated in the American Heart Association Jumpathon program and donated his time to the Handicapped Ski Association. Glen and wife Sherry live in Dallas.

TITENSOR'S COWBOYS TOTALS

Opponents' Fumbles Recovered

Year	No.	Yds.	Avg.	Long	TD
1981	1	0	0.0	0	0



Mark Tuinei ★ 71

CENTER • **HAWAII** • **3rd YEAR**
HT: 6-5 • **WT: 270** • **BORN: 3/31/60** • **FA FOR '83**

PRO: With a strong need to develop offensive line depth, the Cowboys decided in the offseason to move Mark Tuinei from defensive lineman to offensive center. The Cowboys hope with Tuinei they will be able to duplicate the past success they have had in making such conversions. Mark is one of the team's strongest players and also possesses the quick feet and overall athletic ability necessary to succeed as an offensive lineman. Tuinei spent his first two seasons backing up the defensive end and tackle positions plus contributing on special teams and short-yardage defenses. He has played all four defensive line positions. **GAMES/STARTS: 1983 (10/0), 1984 (16/0). Total — 26/0.**

COLLEGE: Tuinei played his first two collegiate seasons at UCLA. He started at defensive tackle his sophomore year, finishing fifth in tackles. He then transferred to Hawaii. He suffered through an injury-plagued senior year, playing in seven games, including five starts.

PERSONAL: Mark Pulemau Tuinei (TOO-ee-nay) was born in Ocean-side, Calif., and raised in Honolulu where he was an outstanding athlete at Punahou High School. Mark was Hawaii prep lineman of the year as a senior, a state shotput champion and an all-star basketball player. Mark's brother Tom was an All-WAC defensive tackle at Hawaii who played for the Detroit Lions in 1980 and now plays with Edmonton of the CFL. Mark and wife Ponalani live in Dallas.

TUINEI'S COWBOYS TOTALS

Tackles-QB Traps

Year	Solo	Ast.	Tot.	Tps.
1983	0	1	1	0
1984	2	0	2	1
TOTALS	2	1	3	1



Jimmie Turner ★ 57

LINEBACKER • **PRESBYTERIAN** • **2nd YEAR**
HT: 6-1 • **WT: 214** • **BORN: 2/16/62** • **FA FOR '84**

PRO: The Cowboys released Turner on the last cut of the 1984 preseason after first signing him as a free agent, then brought him back for the final five games of the year when the linebacking corps was depleted by injuries. He saw all of his action on special teams, but was to compete at outside linebacker in '85 training camp. "You never know about a young kid like Jimmie," says Tom Landry. "Jerry

TURNER, Cont.

Tubbs (linebackers coach) was impressed with him in camp, and he may turn out to be a good one." GAMES/STARTS: 1984 (5/0).

COLLEGE: Turner earned All-America honors as a defensive end at little Presbyterian College in Suwanee, Ga. He was a four-year starter and a three-time All-South Atlantic Conference performer who also ran sprints and threw the discus for the school's track team. Jimmie earned his degree in business administration.

PERSONAL: Jimmie Turner is a native of Vienna, Ga. He was a football, basketball and track star at Vienna High School.

Everson Walls ★ 24

CORNERBACK • **GRAMBLING** • **5th YEAR**
HT: 6-1 • **WT: 194** • **BORN: 12/28/59** • **FA FOR '81**

PRO: Four years ago Everson Walls was a rookie free agent struggling to make an impression at the Cowboys' training camp. Now he's a certified star, with All-Pro and Pro Bowl credentials to bolster the claim. Improbable perhaps, but Walls has shown a knack for defying the odds. He was named to the Pro Bowl his first three seasons. He owns the Pro Bowl career record of four interceptions, two in each of his first two appearances. Walls was an All-Rookie choice in 1981, a consensus All-Pro in 1982, an Associated Press All-Pro in 1983 and an All-NFC selection by UPI in '84. The NFL Alumni Association named Everson the 1982 NFL defensive back of the year. Walls is the only player ever to lead the league in interceptions in each of his first two seasons and only the second player to lead the NFL two years in a row, Philadelphia's Bill Bradley being the first in 1971-72. Walls is one of just eight men who have led the NFL in interceptions twice. Nobody has led the league three



(Continued on next page)

WALLS' COWBOYS TOTALS

Pass Interceptions					Tackles — QB Traps				
Year	No.	Yds.	Avg.	Long TD	Year	Solo	Ast.	Tot.	Tps.
1981	11	133	12.1	33 0	1981	65	18	83	0
1982	7	61	8.7	37 0	1982	42	21	63	0
1983	4	70	17.5	37 0	1983	66	20	86	0
1984	3	12	4.0	12 0	1984	59	22	81	0
TOTALS	25	276	11.0	37 0	TOTALS	232	81	313	0

Opponents' Fumbles Recovered

Year	No.	Yds.	Avg.	Long TD
1981	1	0	0.0	0 0

SINGLE-GAME CAREER HIGHS

Regular Season
 Int.—2 (6 t., 1st. 9/23/84 v. Green Bay)
 Yd. Int.—55 (9/21/81 @ New England)
 Lg. Int.—37 (twice, 1st. 9/18/83 vs. Gts.)

Playoffs
 Int.—2 (1/10/82 @ San Francisco)
 Yds. Int.—0

WALLS, Cont.

times. "He's Superman," teammate Dennis Thurman says. "That's what we call him. There isn't a play he can't make." Since becoming a DB as a high school senior in Dallas, Walls has intercepted 59 passes in nine seasons. "Cubby," as he's known, became the starting left cornerback in the fifth game of the 1981 season. He finished with a team-record and league-leading 11 interceptions, breaking Mel Renfro's club mark and becoming the first rookie since Detroit's Lem Barney in 1967 to lead the NFL. He stole two more passes and recovered a fumble in the NFC Championship Game (1/10/82). He also became only the sixth free agent rookie to be voted to the Pro Bowl. Last year Everson was the youngest player named to the Cowboys' 25th anniversary all-time team. He had two interceptions and six passes defended vs. Green Bay (9/23) in '84, earning him Sports Illustrated's defensive player of the week honors. Walls has also led the club in passes defended the last four years with 101 (37 in '81, 17 in '82, 24 in '83, 23 in '84). Because of his obvious talent on pass defense, Cubby's superior tackling ability is often overlooked. He was second in solo tackles in each of his first two years and fifth the last two years. GAMES/STARTS: 1981 (16/14), 1982 (9/9), 1983 (16/16), 1984 (16/16). Total — 57/55.

COLLEGE: Walls led the nation in 1980 with a Grambling-record 11 interceptions for 140 yards in 11 games. He was named first-team All-Southwestern Athletic Conference his senior year. In his junior year he picked off four passes for 91 yards and a touchdown.

PERSONAL: Dallas native Everson Collins "Cubby" Walls was a football, basketball and track star at Richardson Berkner High School. He grew up within two miles of the Cowboys' practice facility. He earned a degree in accounting from Grambling. Everson supports the Big Brothers of Arlington, Texas, and the American Heart Association. He, wife Shreill and daughter Charis (8/16/84) live in Dallas.



John Warren ★ 5

PUNTER • **TENNESSEE** • **3rd YEAR**
HT: 5-11 • **WT: 205** • **BORN: 11/8/60** • **FA FOR '83**

PRO: John Warren spent a whirlwind 1984 shuttling between two rather different jobs — delivering produce in Knoxville and punting in Dallas. The Cowboys released Warren before the final preseason game after he battled Jim Miller for the punting job. Miller was released a few weeks later and Danny White had his old punting job back. Warren was re-signed Oct. 27 so White could concentrate on playing

WARREN'S COWBOYS TOTALS

Year	No.	Punting			
		Yds.	Avg.	Long	Blk.
1983	39	1551	39.8	54	0
1984	21	799	38.1	48	0
TOTALS	60	2350	39.2	54	0

WARREN, Cont.

quarterback. John punted in the next three games, but was released again on Nov. 12 when guard John Hunt was activated to bolster the injury-depleted offensive line. The Cowboys called Knoxville again to bring back Warren on Nov. 21 as backup insurance to White. But John did not see any further action. Warren opened the 1983 season as the replacement for White, who had held the punting job for seven years, since 1976. In the eighth game, however, against the Raiders (10/23), Warren suffered a freak knee injury while running downfield to cover one of his punts. He did not play the rest of the season. John is adept at lofting punts high and out of bounds inside the 20-yard line. He placed eight punts out of bounds inside the 20 in '83 and three last year. GAMES/STARTS: 1983 (9/0), 1984 (3/0). Total — 12/0.

COLLEGE: Warren averaged 40.3 yards per kick as Tennessee's No. 1 punter his freshman and sophomore years. He backed up All-America Jimmy Colquitt his final two seasons and served as the Vols' "pooch" punter, called on to punt inside the 50. He averaged 37.2 yards per kick his final two seasons for a career average of 39.8 yards. He also played baseball (outfield-catcher) at Tennessee.

PERSONAL: John Sheppard Warren is a native of Jesup, Ga., where he starred in football and baseball at Wayne County High School. John was drafted out of high school by the Cincinnati Reds as a catcher-outfielder but accepted a football scholarship to Tennessee instead. John and wife Karen live in Knoxville, Tenn., in the offseason. John graduated from Tennessee with a degree in education.

Danny White ★ 11

QUARTERBACK • ARIZONA STATE • 10th YEAR
HT: 6-3 • WT: 196 • BORN: 2/9/52 • D-3A FOR '74

PRO: After four years as the Cowboys' starting quarterback, White found himself backing up Gary Hogeboom for almost two-thirds of the 1984 season. But, he moved back in as No. 1 for the final four games of the year and went into training camp as the starter. "If you finish the season as a starter," said Tom Landry during the off-season, "you go into training camp as a starter. That's been our policy and we'll just have to see how it goes from there. Danny had a very difficult year in 1984. He was our No. 1 man for four years and it's pretty tough on a guy when somebody else takes his place. He had a tough mental situation to overcome and I think he performed well. He came back strong in the end. He still wasn't where he wanted to be, but at least he gained the confidence of the team and everybody felt he could win for them." Winning is what White always has done best. After posting a 32-4 record as a starter at Arizona State, Danny didn't miss a beat when he got his chance after Roger Staubach's retirement. Through



D. WHITE, Cont.

1984, the Cowboys were 48-21 (69.6 per cent) when White started at quarterback. Danny owns or shares 10 club passing records. After being drafted in the third round by Dallas in 1974 (as part of a trade with Houston that also produced Ed Jones for Tody Smith and Billy Parks), White signed with Memphis of the now-defunct World Football League and spent two seasons there before joining the Cowboys in 1976. Danny also is the Cowboys' all-time leading punter, and is a risk-taking type who has run for first downs 15 times in 19 attempts from punt formation. GAMES/STARTS: 1976 (14/0), 1977 (14/0), 1978 (16/1), 1979 (16/0), 1980 (16/16), 1981 (16/15), 1982 (9/9), 1983 (16/16), 1984 (14/6). Totals — 131/63.

COLLEGE: White finished his career as the NCAA's all-time leading passer, setting seven NCAA passing records. His passing and running placed him second in the nation in total offense in 1973. Danny played the infield for ASU's baseball team and was drafted by four major league teams. Both Danny and his father, Wilford "Whizzer" White, a former ASU All-America halfback who played for the Chicago Bears in 1951 and '52, are in the Arizona State Sports Hall of Fame. **NOTE:** Danny White's father is NOT U.S. Supreme Court Justice Byron "Whizzer" White.

PERSONAL: Wilford Daniel White is a native of Mesa, Ariz., and graduated from Westwood High in that Phoenix suburb. Danny is chairman of the annual Danny White/Boy Scouts of America golf tourney, and does public service work in the Dallas area for any number of worthwhile causes. He was named a 1982 Dallas Father of the Year and the 1983 Miller Cowboys Man of the Year. Danny, wife Jo Lynn and their four children — Ryan (4/26/73), Geoffrey (1/4/76), Heather (9/3/78) and Reed (7/29/83) — live in Fairview, Texas, near Dallas.

D. WHITE'S COWBOYS TOTALS

Rushing					Punting				
Year	Att.	Yds.	Avg.	Long TD	Year	No.	Yds.	Avg.	Long Blk.
1976	6	17	2.8	14 0	1976	70	2690	38.4	54 2
1977	1	-2	-2.0	- 0	1977	80	3171	39.6	57 2
1978	5	7	1.4	4 0	1978	76	3076	40.5	56 1
1979	1	25	25.0	25 0	1979	76	3168	41.7	73 0
1980	27	114	4.2	48 1	1980	71	2903	40.9	58 0
1981	38	104	2.7	17 0	1981	81	3284	40.8	60 0
1982	17	91	5.4	21 0	1982	37	1542	41.7	56 0
1983	18	31	1.7	22 4	1983	38	1543	40.6	50 1
1984	6	21	3.5	8 0	1984	82	3151	38.4	54 0
TOTALS	119	408	3.4	48 5	TOTALS	611	24528	40.1	73 6

Receiving

Year	No.	Yds.	Avg.	Long TD
1980	1	-9	-9.0	-9 0
1983	1	15	15.0	15 1
TOTALS	2	6	3.0	15 1

Passing

Year	Att.	Comp.	Yds.	Pct.	Int.	Avg. Gn.	Long	TD	Tkld/Lst	Rtg
1976	20	13	213	65.0	2	10.7	56	2	1/15	-
1977	10	4	35	40.0	1	3.5	12	0	2/15	10.4
1978	34	20	215	58.8	1	6.32	35	0	1/10	65.3
1979	39	19	267	48.7	2	6.8	45	1	4/46	58.6
1980	436	260	3287	59.6	25	7.54	58t	28	31/252	80.8
1981	391	223	3098	57.0	13	7.92	73t	22	30/234	87.5
1982	247	156	2079	63.2	12	8.42	49	16	25/264	91.1
1983	533	334	3980	62.7	23	7.47	80t	29	37/314	85.6
1984	233	126	1580	54.1	11	6.78	66t	11	22/178	71.5
TOTALS	1943	1155	14754	59.4	90	7.59	80t	109	153/1328	82.7

D. WHITE, Cont.

SINGLE-GAME CAREER HIGHS

Regular Season
 Att.—47 (11/13/83 @ San Diego)
 Comp.—31 (11/13/83 @ San Diego)
 Yards—377 (10/9/83 vs. Tampa Bay)
 Long—80t (10/9/83 vs. Tampa Bay)
 TDs—5 (10/30/83 @ Giants)
 Ints.—5 (11/9/80 @ Giants)

Playoffs
 Att.—53 (12/26/83 vs. Rams)
 Comp.—32 (12/26/83 vs. Rams)
 Yards—330 (12/26/83 vs. Rams)
 Long—37 (12/28/80 v. Rams)
 TDs—3 (12/28/80 v. Rams)
 Ints.—3 (twice, last 12/26/83 vs. Rams)

D. WHITE GAME-BY-GAME

	Att.	Comp.	Yds.	Pct.	TD	Int.	Tkld/Lst.	Lg
1976								
W-Philadelphia 9/12	7	5	25	71.4	0	0	0/0	14
W-Chicago 10/24	10	7	145	70.0	2	2	1/15	56
W-@ Washington 10/31	2	0	0	0.0	0	0	0/0	0
1977								
W-St. Louis 11/25	1	1	43	100.0	0	0	0/0	43
W-N.Y. Giants 9/25	7	3	30	42.9	0	0	0/0	12
W-Detroit 10/30	2	0	0	0.0	0	1	1/11	0
W-@ N.Y. Giants 11/6	1	1	5	100.0	0	0	1/14	5
Playoffs								
W-Chicago 12/26	1	0	0	0.0	0	0	0/0	0
W-Denver 1/15/78	2	1	5	50.0	0	0	0/0	5
1978								
W-N.Y. Giants 10/8	1	0	0	0.0	0	0	0/0	0
W-@ St. Louis 10/15	1	0	0	0.0	0	0	0/0	0
W-@ Green Bay 11/12	3	2	34	66.7	0	0	0/0	18
W-@ Philadelphia 12/1	1	0	0	0.0	0	0	1/10	0
W-@ N.Y. Jets 12/17	24	15	156	62.5	0	1	0/0	35
Playoffs								
W-Atlanta 12/30	20	10	127	50.0	1	1	1/11	24
1979								
W-Cincinnati 9/30	1	1	12	100.0	0	0	0/0	12
W-Los Angeles 10/14	3	2	62	66.7	0	0	1/20	45
L-@ Pittsburgh 10/28	17	7	95	41.1	0	1	0/0	23
L-Philadelphia 11/12	6	2	14	33.3	0	1	0/0	10
L-@ Washington 11/18	11	6	74	54.5	1	0	3/26	21
W-N.Y. Giants 12/2	1	1	10	100.0	0	0	0/0	10
1980								
W-@ Washington 9/8	18	10	107	55.6	0	2	0/0	37
L-@ Denver 9/14	34	20	292	58.8	2	1	1/16	36t
W-Tampa Bay 9/28	33	24	244	72.7	3	0	0/0	28t
W-@ Green Bay 9/28	20	16	217	80.0	2	0	2/17	27
W-N.Y. Giants 10/5	33	22	266	66.7	2	1	3/16	46t
W-San Francisco 10/12	22	16	239	72.7	4	0	1/13	43
L-@ Philadelphia 10/19	38	20	222	52.6	0	3	2/19	21
W-San Diego 10/26	34	22	260	64.7	3	1	5/33	24
W-@ St. Louis 11/2	38	23	258	60.5	1	1	1/6	28t
L-@ N.Y. Giants 11/9	23	10	155	43.5	1	5	0/0	58t
W-St. Louis 11/16	36	20	296	55.6	3	1	2/20	58t
W-Washington 11/23	16	7	103	43.8	0	4	2/19	30
W-Seattle 11/27	18	11	120	61.0	2	2	2/7	20
W-@ Oakland 12/7	26	14	159	53.8	0	0	3/27	39
L-@ Los Angeles 12/15	23	9	147	39.1	1	3	3/29	36t
W-Philadelphia 12/21	24	16	202	66.7	4	1	3/30	36t
Playoffs								
W-Los Angeles 12/28	25	12	190	48.0	3	3	0/0	37
W-@ Atlanta 1/4/81	39	25	322	64.1	3	1	1/12	34
L-@ Philadelphia 1/11/81	31	12	127	38.7	0	1	1/11	28
1981								
W-@ Washington 9/6	24	12	145	50.0	2	0	1/5	42t
W-St. Louis 9/13	29	21	240	72.4	0	1	3/20	55

D. WHITE, Cont.

D. WHITE GAME-BY-GAME (Cont.)

	Att.	Comp.	Yds.	Pct.	TD	Int.	Tkld/Lst.	Lg
W-@ New England 9/21	34	24	218	70.6	2	0	0/0	32
W-N.Y. Giants 9/27	27	14	204	51.9	1	0	2/11	41t
L-@ St. Louis 10/4	28	15	182	53.6	1	1	3/16	48
L-@ San Francisco 10/11	16	8	60	50.0	0	2	3/26	16
W-Los Angeles 10/18	33	15	277	45.5	1	2	1/2	63t
W-Miami 10/25	32	22	354	68.8	3	1	2/27	38
W-@ Philadelphia 11/1	24	13	203	54.2	1	2	4/27	30
W-Buffalo 11/9	17	9	219	52.9	3	1	2/17	73t
L-@ Detroit 11/15	30	20	244	66.7	3	2	3/19	37
W-Washington 11/22	27	13	222	48.1	2	0	1/10	34
W-Chicago 11/26	7	3	66	42.9	0	0	1/8	38
(@ Baltimore 12/6 did not QB - injured)								
W-Philadelphia 12/13	30	17	264	56.7	2	0	0/0	47
L-@ N.Y. Giants 12/19	33	17	200	51.5	1	1	4/36	44

Playoffs

W-Tampa Bay 1/2	26	15	143	57.7	1	0	1/10	25
L-@ San Francisco 1/10	24	16	173	66.7	2	1	4/38	31

1982

L-Pittsburgh 9/13	36	25	347	69.4	4	2	3/32	45t
W-@ St. Louis 9/19	32	20	266	62.5	2	2	3/20	34
W-Tampa Bay 11/21	16	11	158	68.8	1	1	4/51	49
W-Cleveland 11/25	22	13	215	59.1	2	1	2/18	48
W-@ Washington 12/5	29	21	216	72.4	1	1	1/4	24
W-@ Houston 12/13	27	21	279	77.8	3	0	3/29	46t
W-New Orleans 12/19	22	14	222	63.6	1	2	2/27	45
L-Philadelphia 12/26	31	17	185	54.8	2	2	5/49	33t
L-@ Minnesota 1/3/83	32	14	191	43.8	0	1	2/24	42

Playoffs

W-Tampa Bay 1/9/83	45	27	312	60.0	2	2	5/35	35
W-Green Bay 1/16/83	36	23	225	63.9	1	1	1/8	24
L-@ Washington 1/22/83	15	9	113	60.0	0	0	0/0	25

1983

W-@ Washington 9/5	20	9	193	45.0	3	0	2/20	75t
W-@ St. Louis 9/11	27	19	234	70.4	1	0	4/20	47
W-N.Y. Giants 9/18	32	24	238	75.0	2	2	2/18	35
W-New Orleans 9/25	30	15	166	50.0	1	3	7/67	24
W-@ Minnesota 10/2	40	22	213	55.0	1	2	1/13	17
W-Tampa Bay 10/9	44	29	377	65.9	2	3	5/37	80t
W-Philadelphia 10/16	37	24	266	64.9	2	1	0/0	26
L-L.A. Raiders 10/23	38	19	240	50.0	2	2	2/17	27
W-@ N.Y. Giants 10/30	33	15	304	45.5	5	2	2/22	61t
W-@ Philadelphia 11/6	24	21	268	87.5	2	1	2/19	32
L-@ San Diego 11/13	47	31	300	66.0	3	0	1/9	35t
W-Kansas City 11/20	31	18	237	58.1	0	1	1/8	58
W-St. Louis 11/24	31	24	237	77.4	1	0	1/7	43
W-@ Seattle 12/4	26	19	233	73.1	2	1	1/7	35t
L-Washington 12/11	35	20	197	57.1	1	3	3/25	29t
L-@ San Francisco 12/19	38	25	277	65.8	1	2	3/25	43

Playoffs

L-L.A. Rams 12/26	53	32	330	60.4	2	3	3/30	30
-------------------	----	----	-----	------	---	---	------	----

1984

L-St. Louis 10/7	8	5	55	62.5	1	0	1/11	20
L-@ Washington 10/14	20	13	125	65.0	0	1	1/7	23
W-New Orleans 10/21	25	15	132	60.0	1	1	5/39	16
W-Indianapolis 10/28	32	21	262	65.6	2	0	0/0	38t
L-N.Y. Giants 11/4	6	1	20	16.7	0	0	2/13	20
W-New England 11/22	41	21	288	51.2	1	1	2/13	51
W-@ Philadelphia 12/2	25	8	125	32.0	1	4	3/29	57t
L-Washington 12/9	42	22	327	52.4	4	2	5/46	60t
L-@ Miami 12/17	34	20	246	58.8	1	2	3/20	66t

Randy White ★ 54



DEFENSIVE TACKLE • **MARYLAND** • **11th YEAR**
HT: 6-4 • **WT: 272** • **BORN: 1/15/53** • **D-1A FOR '75**

PRO: Much to the dismay of opposing coaches and linemen, All-Pro Randy White appears to be improving with age. Randy is coming off his best two years since he became a starting defensive tackle in 1977. Last year Randy led the Cowboys for the second straight year with 12½ sacks and was second on the team with 108 tackles. He also earned two coaches' game balls and was named defensive MVP by the media in the club's last five victories. In 1983 he also led the team in quarterback traps with 12½, earned three coaches' game balls and was the defensive MVP in six of the team's 12 wins. His 12½ sacks and 108 tackles in '84 were his highest totals since 1978. Randy has been named All-Pro a club record seven straight years, breaking the record he held with Hall of Famer Bob Lilly. "Randy is the premier defensive tackle in the business," says Tom Landry. "He's got such great intensity and competitiveness. We've never had a player and I've never seen a player, other than probably Ernie Stautner, who could match Randy's intensity from game to game. When Randy White lines up on you, he doesn't care whether you're All-Pro or whether you're a rookie. You're going to get the same treatment. That makes him unique in this game." Randy has started 76 straight games, the longest streak among active Cowboys players. He's missed one game in his career. The Cowboys' strongest player (he has bench-pressed 501 pounds), the one dubbed "Manster" (half man, half monster) by former teammate Charlie Waters, White immediately became one of the NFL's top defensive players in 1977 upon taking over the starting right tackle position following two seasons as a backup middle linebacker. Despite being consistently double-teamed, Randy has been named All-Pro for the past seven seasons (1978-84) and to the Pro Bowl the past eight (1977-84). In '77 Randy capped his first season as a starter by earning the co-MVP award for Super Bowl XII with Harvey Martin. In '78 White succeeded Martin as the Seagram's Seven Crowns of Sport defensive lineman of the year and also was voted NFC defensive player of the year by UPI and the Kansas City Committee of 101. In '81 Randy was named

(Continued on next page)

WHITE'S COWBOYS TOTALS

Opponents' Fumbles Recovered					Tackles — QB Traps				
Year	No.	Yds.	Avg.	Long TD	Year	Solo	Ast.	Tot.	Tps.
1975	2	0	0.0	0 0	1975	13	6	19	7
1976	1	0	0.0	0 0	1976	25	17	42	6
1977	2	0	0.0	0 0	1977	70	48	118	13
1979	1	0	0.0	0 0	1978	75	48	123	16
1982	1	0	0.0	0 0	1979	50	41	91	5
1983	1	0	0.0	0 0	1980	56	32	88	6½
TOTALS	8	0	0.0	0 0	1981	61	33	94	8½
					1982	22	21	43	2½
					1983	67	33	100	12½
					1984	81	27	108	12½
					TOTALS	520	306	826	89½

Kickoff Returns				
Year	No.	Yds.	Avg.	Long TD
1978	1	15	15.0	15 0

R. WHITE, Cont.

International Trucks lineman of the year and in '82 the NFL Alumni Association chose White defensive lineman of the year. "Randy is a unique combination of extreme quickness, speed and strength," says Bob Lilly, who played the same right tackle position as White. Randy tied Martin for the club lead in QB traps in '78 with a career-high 16. That same year against Philadelphia (12/10) Randy tied a team record with four sacks. Randy had his first career interception in the 1981 Championship Game at San Francisco (1/10/82). GAMES/STARTS: 1975 (14/1), 1976 (14/0), 1977 (14/14), 1978 (16/16), 1979 (15/14), 1980 (16/16), 1981 (16/16), 1982 (9/9), 1983 (16/16), 1984 (16/16). TOTAL: 146/118.

COLLEGE: A consensus All-America defensive end for the Terps in 1974, White won both the Outland Trophy and the Vince Lombardi Award as college football's top lineman that year. He was the second player selected in the 1975 draft with a choice obtained by the Cowboys from the New York Giants for quarterback Craig Morton. Atlanta selected quarterback Steve Bartkowski before the Cowboys took White.

PERSONAL: Randy Lee White was a football, basketball and baseball star at Thomas McKean High School in his hometown of Wilmington, Del. He is a fanatical bass fisherman. Randy, wife Vicci and daughter Jordan Leigh (5/6/79) live in Dallas. He also owns a 22-acre farm in Landenberg, Pa. Randy received the 1980 Field Scovell Award for athletic excellence from the Dallas All-Sports Association. He supports the Association of Blind Athletes, the United Way, the American Heart Association and the Dallas County Foster Parents Association. He also has done work with the Make-A-Wish Foundation of Dallas.



BROOKS



PENN

KEVIN BROOKS

• **Defensive End** •

Michigan

HT: 6-6 •

Wt: 270 •

Born: 2/9/63 •

D-1

Kevin Brooks began his career at Michigan as a 6-4, 215-pound linebacker before maturing into a defensive lineman with a rare combination of size and speed.

"He's a big, tall guy who's an excellent athlete," Coach Tom Landry says. "He has good speed and movement and he's very active. With those qualities, he's got great possibilities. He should be able to help us in situations right away. But he's extremely important to the future of the Cowboys."

THE ROOKIES

(1985 Draftees)

With three of four defensive line starters past the age of 30, the Cowboys were in need of young talent in the front four. In Brooks, they believe they acquired a player with Pro Bowl potential.

"When you can get a defensive lineman who has a chance to be a dominating player, you've got to take him," says Player Personnel Director Gil Brandt. "Kevin Brooks has great size and speed. He's a good athlete and a good person. He was a leader on his team. He has the potential to be a dominating player."

After spending his freshman year at outside linebacker, Brooks was switched to defensive tackle and became a three-year starter at that position.

Brooks started the first four games of 1982 before a knee injury versus Indiana sidelined him for four games. He returned to start against UCLA in the Rose Bowl and was Michigan's second leading tackler in the game with 10 stops. In '83 Brooks started every game at tackle and finished with 48 tackles, seventh best on the club. He had six stops for losses, including three quarterback traps.

Last season Brooks was Michigan's fourth-leading tackler with 69 stops. He led the Wolverines with 13 tackles for losses and six quarterback sacks.

A native of Detroit, Brooks was an All-America, All-State and team MVP in his senior year at MacKenzie High School. He was a member of the National Honor Society and received his school's scholar-athlete award. He studied pre-law at Michigan and graduated with a liberal arts degree. He left Michigan despite having another year of football eligibility.

JESSE PENN • Linebacker • Virginia Tech
Ht: 6-2 • Wt: 217 • Born: 9/6/62 • D-2

Jesse Penn is an exceptional athlete who roamed the Virginia Tech defense from the line of scrimmage to the secondary making sacks, tackles and interceptions. A two-year starter at standup defensive end, or "drop end" in Virginia Tech terminology, Penn excelled at pass coverage, finishing his career with eight interceptions, a school record for linemen.

An exciting performer who often came up with big plays, Penn was praised by his coaches for his nearly flawless technique. He started every game his last two seasons.

"We feel he can be a real top player for us," Tom Landry says. "He doesn't play like a standup defensive end. He plays like an outside linebacker. He can play the run pretty well and he's an excellent pass-catcher. (Linebackers coach) Jerry Tubbs had him ranked as the number one outside linebacker in the draft. I watched him on film and he can do everything a linebacker has to do. He's very fluid. He moves like a linebacker should move."

In 1984 Penn finished second on his team in interceptions with five and in pass breakups with eight. He recovered two fumbles, had five tackles for losses and two QB traps, and finished fifth in tackles with 65, including 35 solo stops. Penn capped his senior year with outstanding performances in the Independence Bowl against Air Force and in the Blue-Gray All-Star game.

As a junior Penn intercepted three passes, broke up nine others, had three sacks, three tackles for losses and finished fourth on the team in tackles with 70, including 39 solos.

Penn was raised in Martinsville, Va., where he starred in football and track at Martinsville High. He majored in communications at Virginia Tech.

CRAWFORD KER • Guard • Florida
Ht: 6-3 • Wt: 293 • Born: 5/5/62 • D-3

The trend today is toward mammoth offensive linemen and Crawford Ker certainly fits the mold at 293 pounds. A Western Arizona Junior College All-America, Ker transferred to Florida and started 13 games at tackle, earning second-team All-Southeastern Conference and honorable mention All-America honors from Associated Press in 1984.

"He's a tough, competitive player," Tom Landry says. "Size is a big thing now in football. He's a big, powerful guy. We'll try him at guard because we feel with a guy this big, he'll be better at pass protecting on the inside than against the fast ends on the outside."

Ker holds the Florida bench press record of 515 pounds. He also has leg pressed 1,090 pounds.

"He's the type of guy who can immediately make you more effective on short-yardage and goal-line plays because he's extremely strong and powerful," Gil Brandt says. "He's also got tremendous speed for a guy that size."

Ker was a walk-on at Western Arizona JC, earned a scholarship, then became a JC All-America. At Florida in 1983 he was named the offensive player of the week versus Mississippi State by the coaching staff. He started last year at strong tackle opposite Lomas Brown, who was selected in this year's draft by Detroit with the sixth pick of the first round. Ker capped his college career with appearances in the East-West and Blue-Gray All-Star games.

Ker, whose father is from Scotland and was a guard at Buckingham Palace, moved from Philadelphia to Florida with his parents prior to his senior year of high school. He earned All-Conference football honors at Dunedin, Fla., High. He majored in physical education at Florida.

ROBERT LAVETTE • Running Back • Georgia Tech
Ht: 5-11 • Wt: 199 • Born: 9/8/63 • D-4

Robert Lavette finished his career as Georgia Tech's all-time leading rusher, receiver and scorer. In setting 19 school records in four seasons, Lavette rushed for 4,066 yards, No. 17 on the NCAA's all-time list.

Lavette caught 114 career passes for 862 yards and scored 46 touchdowns for 276 points. He had 18 100-yard games and accounted for 5,393 total yards, an average of 125.5 per game.

"He's the type of back you are looking for today in that he's a very good runner, he can catch the ball and he can block," Gil Brandt says. "And he always seems to make the big play. He's a big-play performer and that's important."

As a sophomore in 1982 Lavette rushed for a career-high 203 yards on 38 carries against No. 1-ranked Georgia, outgaining Heisman Trophy

winner Herschel Walker by 40 yards. Last year Lavette finished ninth nationally in rushing with a 108.1 yards-per-game average.

At Cartersville, Ga., High School, Lavette gained 5,870 career yards and earned Georgia Class AA back of the year honors as a senior. He set nine career records, seven season marks and three single-game records. He studied management at Georgia Tech.

HERSCHEL WALKER • Running Back • Georgia
Ht: 6-1 • Wt: 224 • Born: 3/3/62 • D-5A

With their extra fifth-round draft choice, obtained from Houston last year in the Butch Johnson-for-Mike Renfro trade, the Cowboys selected former Heisman Trophy winner Herschel Walker.

Although currently playing for the USFL's New Jersey Generals, the Cowboys hold the NFL right to sign Walker for four years, plus a right of first refusal thereafter.

One of college football's all-time great runners, Walker set 10 NCAA records, 15 Southeastern Conference records and 30 University of Georgia marks in three seasons before joining the Generals in 1983. He has rushed for more than 1,000 yards in each of his three USFL seasons.

In 33 games at Georgia, Walker rushed for 5,259 yards, gaining an average of 159.4 yards a game. He averaged 5.3 yards-per-carry, scored 52 touchdowns, had 266 runs for first downs and 162 runs of more than 10 yards each. He was a three-time All-America and the 1982 winner of the Heisman Trophy as the nation's outstanding college football player.

In 1980 Walker rushed for 1,616 yards to break Tony Dorsett's NCAA freshman rushing record of 1,568. Herschel set the NCAA sophomore rushing mark of 1,891 yards. His 5,259 yards from 1980-82 is the NCAA record for rushing yards in three seasons. Walker had four 200-yard games in 1980 and 11 100-yard games in 1981.

A native of Wrightsville, Ga., Walker was named PARADE magazine's national high school back of the year after rushing for 3,167 yards and 45 touchdowns as a senior at Johnson County High in 1979. He rushed for 6,137 yards and 86 touchdowns in his high school career.

Walker also excelled in track as a sprinter in high school and college. He majored in criminology at Georgia.

MATT DARWIN • Center-Guard • Texas A&M
Ht: 6-4 • Wt: 265 • Born: 3/11/63 • D-5B

Matt Darwin was a versatile offensive lineman for Texas A&M, playing center, guard and tackle for the Aggies during his career. He was a freshman All-America selection in 1981 at tackle. He then moved to center, but also saw action at guard.

Darwin was A&M's top offensive lineman last year. His coaches said Darwin's opponents did not sack the quarterback or gain a tackle for a loss all season.

Cowboys offensive line coach Jim Myers coached Matt's father, Bill Darwin, in 1958 and '59 when Myers was head coach at A&M. A tackle, Bill Darwin also played under Bear Bryant at A&M in 1957.

Darwin starred at tight end for Houston's Klein High School. He is

active in the Fellowship of Christian Athletes and has worked extensively with children. Matt served as a counselor in the Texas A&M All-Sports Camp each summer on campus.

KURT PLOEGER • Defensive Tackle • Gustavus Adolphus

Ht: 6-5 • Wt: 259 • Born: 12/1/62 • D-6A

Kurt Ploeger (PLEW-ger) was a dominant player on the small college level. A hurdler on the track team at Gustavus Adolphus before deciding to concentrate on football, Ploeger was a two-time small college All-America.

In 1983 Ploeger had six sacks and five blocked passes en route to earning NAIA Division II All-America honors. Last season he led Gustavus Adolphus, located in St. Peter, Minn., in tackles with 113 (45 solos), had 11 sacks and blocked four passes. He was named to Kodak's Little All-America team and to Pizza Hut's NCAA Division III All-America squad. He was also a two-time unanimous All-MIAC (Minnesota Intercollegiate Athletic Conference) selection.

Ploeger graduated from LeSuer, Minn., High School and majored in business at Gustavus Adolphus.

MATT MORAN • Guard • Stanford

Ht: 6-4 • Wt: 266 • Born: 5/14/62 • D-6B

A two-time All-Pac 10 honorable mention choice, Matt Moran finished his college career with 35 consecutive starts, the final 33 at left guard. He started 43 of a possible 44 games in his career. Moran played left tackle his freshman year. He was selected to play in the 1984 Blue-Gray All-Star game.

A native of Fullerton, Calif., Moran was a star lineman at Servite High School. An economics major, Moran worked at the Los Angeles Rams training camp during summer months in college.

KARL POWE • Wide Receiver • Alabama State

Ht: 6-2 • Wt: 175 • Born: 1/17/62 • D-7A

Karl Powe (POE) chose to run track rather than participate in spring football practice and spent most of his career at Alabama State as a reserve wide receiver. Nevertheless, this gifted athlete turned in more than his share of big plays.

In three seasons Powe caught 40 passes for 817 yards and six touchdowns. He averaged an impressive 20.5 yards per catch. Powe led Alabama State in receiving in 1982 with 16 receptions for 319 yards and two touchdowns. He had a 61-yard touchdown catch and a 53-yard reception that season.

In '83 he caught eight passes for 184 yards, including TD receptions of 62 yards and 48 yards. Last year he caught 16 balls for 314 yards and two touchdowns. He also led the Southwestern Athletic Conference in kickoff returns with 11 for 300 yards, a 27.3 yard average, with a long gain of 45 yards. He was the fastest player on the Alabama State team.

Powe attended Blount High School in his native Mobile, Ala. Karl majored in criminal justice at Alabama State.

JIM HERRMANN • Defensive End • Brigham Young
Ht: 6-5 • Wt: 256 • Born: 10/20/62 • D-7B

Jim Herrmann grew from a 195-pound freshman into a 255-pound senior co-captain who helped lead BYU to its first national championship. Herrman was voted a first-team All-Western Athletic Conference and honorable mention All-America defensive end.

The Hartland, Wisc., native may have come to BYU as a 195-pounder, but he brought other impressive credentials — size 15½, triple E feet and a grandfather, John Smith, who was a Grantland Rice All-America lineman for the University of Pennsylvania in 1927.

A pass-rushing specialist who was a two-year starter at defensive end, Herrman set a school record in 1983 with 16 quarterback sacks. In 1984 BYU coaches selected Herrman as the defensive lineman of the game three times. He capped his career with appearances in the East-West Shrine and Japan Bowl All-Star games.

Born in Milwaukee, Wisc., Herrman played football, basketball, baseball and track at Arrowhead High in Hartland. He studied business at BYU.

LEON GONZALEZ • Wide Receiver • Bethune-Cookman
Ht: 5-10 • Wt: 162 • Born: 9/21/63 • D-8

Despite his diminutive stature, Leon "Speedy" Gonzalez posted impressive numbers the past two seasons, catching 99 passes for 1,659 yards and 15 touchdowns. He earned All-Mideastern Athletic Conference honors both years. Speedy caught 43 passes for 718 yards and six touchdowns as a junior. Last year he led the MEAC in receiving with 56 receptions for 941 yards and nine TDs. He also caught a career-long 80-yard touchdown pass. Gonzalez attended Ribault High School in Jacksonville, Fla.

SCOTT STRASBURGER • Linebacker • Nebraska
Ht: 6-1 • Wt: 220 • Born: 2/14/63 • D-9

Scott Strasburger excelled both on the field and in the classroom at Nebraska. He was a two-time Academic All-America and also won a National Football Hall of Fame scholarship for post-graduate studies in medicine. He started for two years at standup defensive end, earning consensus All-Big Eight honors in 1984. He is projected by the Cowboys as an outside linebacker.

Strasburger turned down an academic scholarship to Dartmouth College in order to walk on at Nebraska in 1981. He set a Nebraska record for linemen with seven pass breakups last year. He tied for the club lead in tackles for losses with 12 and led the team in yardage lost with 66. In 1982 he clinched a 28-24 win over Oklahoma, and the Big Eight title, by intercepting a pass and returning it 22 yards to the OU one in the final 30 seconds. He had 15 sacks in three seasons.

A graduate of Holdrege, Neb., High School, Scott spent the summer prior to his senior year at Nebraska interning in the Radiology Department at the University of Pennsylvania.

JOE JONES • **Tight End** • **Virginia Tech**
Ht: 6-3 • **Wt: 250** • **Born: 6/26/62** • **D-10**

Joe Jones broke into the starting lineup at Virginia Tech last year and established himself as an NFL prospect, leading Tech in receiving with 39 catches for 452 yards and one touchdown. He further impressed NFL scouts with a strong showing in the Senior Bowl.

Jones lettered his first three seasons at Tech, serving primarily as a backup tight end and special teams standout. He caught three passes for 40 yards in 1982, his only receptions prior to his senior year. Jones was a teammate of the Cowboys' second-round draft choice, Jesse Penn.

A physical education major, Jones was a top football, basketball and track performer at Forest Hill High in Windber, Pa.

NEAL DELLOCONO • **Linebacker** • **UCLA**
Ht: 6-1 • **Wt: 219** • **Born: 6/1/63** • **D-11**

Neal Dellocono was a three-year starter at outside linebacker, senior co-captain and one of UCLA's most honored players. He earned third-team All-America honors in 1984, following up an outstanding junior year in which he received All-Pac 10, All-Pacific Coast and honorable mention All-America accolades.

Among Dellocono's statistics last year were a team-leading nine quarterback traps and three fumbles caused. Neal started the final 35 games of his career. He received UCLA's defensive rookie of the year award following a fine freshman year in 1981.

Dellocono earned high school All-America acclaim at Catholic High in Baton Rouge, La., where he played running back, wide receiver and defensive back. In one game he rushed for 215 yards and four TDs. He also lettered in track, baseball and basketball. He majored in kinesiology at UCLA.

KARL JORDAN • **Linebacker** • **Vanderbilt**
Ht: 6-1 • **Wt: 241** • **Born: 1/12/63** • **D-12**

A starter at five different positions during his Vanderbilt career, Karl Jordan is projected as a middle linebacker prospect by the Cowboys. Jordan earned second-team All-SEC honors at defensive tackle last year after leading Vanderbilt in quarterback traps with 4½ and tackles for losses with 10 for 50 yards. He shared AP's SEC lineman of the week honors after helping Vanderbilt beat Alabama 30-21 last year.

An exceptionally strong player who has bench-pressed 435 pounds, Jordan started at offensive guard and offensive tackle his first two seasons before switching to defense. He started at defensive end, defensive tackle and middle linebacker.

Called "Chocolate Thunder" by teammates, Jordan is a native of Huntsville, Ala.

Other Cowboys With Pro Experience

CHRIS ARENDT, a 6-5, 250-pound defensive end from Duke, was signed as a free agent in 1984. Arendt developed a nerve disorder in his left elbow in training camp and spent the entire season on injured reserve. A native of Gettysburg, Pa. (5/31/61), Chris starred in football, basketball and track at New Oxford (Pa.) High School where he held the school shot put record and was named one of the top 40 football players in the state. Arendt was selected to the preseason All-ACC team for both his junior and senior seasons. He was originally signed out of college by the Denver Broncos in 1983. After being released by Denver in training camp, he was signed by the USFL Jacksonville Bulls and released before the season began.

TODD FOWLER, the Cowboys first-round choice in the 1984 supplemental draft of USFL players, joined the club after two seasons with the Houston Gamblers. A native of Van, Texas (6/9/62), Fowler was a second-team all-state tight end selection at Van High School where he was coached by his father. After leading his team to the state championship his senior year, Todd was named to the All-East Texas All-Decade Team as a strong safety. He spent two years at Henderson County Junior College in Athens, Texas playing strong safety and tight end. In his two years at Stephen F. Austin, he caught 48 passes for 469 yards. The 6-3, 218-pounder was moved to running back with the Gamblers where he set a USFL single-game rushing mark with 208 yards vs. Denver in 1984.

RON JENKINS, a 6-0, 183-pound wide receiver from Colorado State, was signed by Dallas as a free agent in 1984. He spent the entire '84 season on injured reserve after a bout with meningitis in training camp. A native of Denver, Colo. (2/28/61), Jenkins starred in football and track at Rancho Cotate High School in Rohnert Park, Calif. He attended Santa Rosa (Calif.) Junior College, competing in both track and football before enrolling in Colorado State. He caught 27 passes for 371 yards and two touchdowns his senior year, including a six-catch, 95-yard, 1-touchdown performance vs. Utah.

ED MARTIN, the Cowboys' seventh-round pick in 1984, signed with Dallas after a one-year stint with the L.A. Express of the USFL. The 6-3, 225-pound linebacker was a division 1-AA All-America and a two-time All-Missouri Valley pick at Indiana State. A defensive end for the Sycamores, Martin was second on the team with 105 tackles in '83 and led the team as a junior in '82 with 121. In '83 he was runnerup MVC defensive player of the year to Southern Illinois defensive back Terry Taylor, a first-round pick in '84 by Seattle. A native of Atlanta, Georgia (5/29/62) "Poncho" Martin attended Roosevelt (Georgia) High School for two years before moving to Evanston Township (Ill.) High School where he was an All-America his senior year. He was also a standout basketball player in high school.

MALCOLM MOORE, a 6-4, 200-pound wide receiver from Southern California, was drafted by Dallas in the second round of the 1984 supplemental draft of USFL players. After leaving USC, Moore played for the L.A. Express in 1984. He caught 37 passes for 598 yards and two touchdowns for the Trojans, including a 10-catch, 159-yard season in 1983. A native of Los Angeles (6/24/61), Moore was an All-America at San Fernando (Calif.) High School. His brothers Manfred (fullback) and Kenney (safety) also played at USC. Manfred was also a fullback with San Francisco, Tampa Bay and the Raiders.

DAVID PONDER, who was released on the final cut of 1984 preseason, re-signed with the Cowboys for the 1985 season. The 6-3, 248-pound defensive tackle started his final two years at Florida State. After going through the '82 season as the starting nose guard, Ponder was switched to tackle his senior season. He finished the '83 campaign with five quarterback sacks, second to Alphonso Carreker, who was Green Bay's 1984 first-round pick. A native of Dade City, Fla. (6/27/62), Ponder earned all-state football honors at Cairo High School.

JOHN PUZAR, a 6-6, 255-pound center from Long Beach State, was signed by Dallas after being waived by Seattle before the '84 season. An eighth-round pick by the Seahawks, Puzar was an honorable mention All-America and All-Pacific Coast Athletic Association selection in '83. A three-year starter for the 49ers, he anchored the line that allowed Todd Dillon to lead the nation in total offense in 1982. A native of Cupertino, Calif. (6/27/62), Puzar lettered in football and basketball at Cupertino High School. He attended DeAnza College in Cupertino for a year before transferring to Long Beach State.

MIKE REVELL, who was drafted by Dallas in the eighth round in 1984 and released in training camp, re-signed with the Cowboys in 1985. The 5-11, 199-pound running back led Bethune-Cookman in rushing in '83 with 414 yards and a 5.5 yard average. Nicknamed "Sweetback," Revell had his best game of his senior year against North Carolina A&T, rushing for 135 yards on 12 carries. A native of Brooksville, Fla. (1/23/62), Revell starred in basketball and track and was an all-state football pick at Hernando High School.



How The Cowboys Were Built

There were 57 players active with the Cowboys in 1984. Here's a look at how they came to Dallas:

FROM THE DRAFT:

1974—Ed Jones (1st, Tennessee State); Danny White (3rd, Arizona State).

1975—Randy White (1st, Maryland); Bob Breunig (3rd, Arizona State); Mike Hegman (7th, Tennessee State); Herbert Scott (13th, Virginia Union).

1976—Tom Rafferty (4th, Penn State).

1977—Tony Dorsett (1st, Pittsburgh); Tony Hill (3rd, Stanford); Jim Cooper (6th, Temple).

1978—Dennis Thurman (11th, Southern California).

1979—Doug Cosbie (3rd, Santa Clara); Ron Springs (5th, Ohio State).

1980—James Jones (3rd, Mississippi State); Kurt Petersen (4th, Missouri); Gary Hogeboom (5th, Central Michigan); Timmy Newsome (6th, Winston-Salem State).

1981—Howard Richards (1st, Missouri); Doug Donley (2nd, Ohio State); Glen Titensor (3rd, Brigham Young); Ron Fellows (7th, Missouri).

1982—Jeff Rohrer (2nd, Yale); Phil Pozderac (5th, Notre Dame).

1983—Jim Jeffcoat (1st, Arizona State); Chuck McSwain (5th, Clemson).

1984—Billy Cannon (1st, Texas A&M); Victor Scott (2nd, Colorado); Fred Cornwell (3rd, Southern California); Steve DeOssie (4th, Boston College); Steve Pelluer (5th, Washington); Norm Granger (5th, Iowa); Eugene Lockhart (6th, Houston); John Hunt (8th, Florida);

Brian Salonen (10th, Montana); Dowe Aughtman (11th, Auburn).

CLAIMED ON WAIVERS:

1984—Duriel Harris (New Mexico State, from Cleveland Browns).

SIGNED AS FREE AGENTS:

1978—Rafael Septien (SW Louisiana, after preseason release by Los Angeles Rams).

1980—Anthony Dickerson (Southern Methodist); Don Smerek (Nevada-Reno); Dexter Clinkscale (South Carolina State).

1981—Michael Downs (Rice); Everson Walls (Grambling).

1982—Brian Baldinger (Duke).

1983—Gary Allen (Hawaii, after preseason release by Houston Oilers); Bill Bates (Tennessee); Jim Miller (Mississippi, after release by San Francisco 49ers); Kirk Phillips (Tulsa); Mark Tuinei (Hawaii).

1984—Vince Albritton (Washington); Harold Carmichael (Southern, after release by N.Y. Jets); Carl Howard (Rutgers); Syd Kitson (Wake Forest, after release by Green Bay Packers); Waddell Smith (Kansas, after release by L.A. Raiders); Jimmie Turner (Presbyterian, re-signed after preseason release); John Warren (Tennessee, re-signed after midseason release).

OBTAINED IN TRADES:

1979—John Dutton (Nebraska, from Baltimore for Cowboys' 1st and 2nd round draft choices in 1980).

1984—Mike Renfro (TCU, from Houston along with 5th round choice in 1985 for Butch Johnson. Also switched 5th round choices in 1984).

Cowboys Honors

PRO BOWL

- 1960 — Jim Doran, WR (1st appearance).
- 1961 — Dick Bielski, TE (1); Don Perkins, RB (1).
- 1962 — Don Bishop, CB (1); Eddie LeBaron, QB (1); Bob Lilly, DE (1); Don Perkins, RB (2); Jerry Tubbs, LB (1).
- 1963 — Sam Baker, K (1); Lee Folkins, TE (1); Don Perkins, RB (3).
- 1964 — Bob Lilly, DT (2); Mel Renfro, S (1).
- 1965 — Cornell Green, CB (1); Mel Renfro, S (2); Chuck Howley, LB (1); George Andrie, DE (1); Bob Lilly, DT (3); Bob Hayes, WR (1).
- 1966 — George Andrie, DE (2); Cornell Green, CB (2); Bob Hayes, WR (2); Chuck Howley, LB (2); Bob Lilly, DT (4); Dave Manders, C (1); Don Meredith, QB (1); Don Perkins, RB (4); Mel Renfro, S (3).
- 1967 — George Andrie, DE (3); Cornell Green, CB (3); Bob Hayes, WR (3); Chuck Howley, LB (3); Lee Roy Jordan, LB (1); Bob Lilly, DT (5); Ralph Neely, T (1); Don Perkins, RB (5); Mel Renfro, S (4).
- 1968 — George Andrie, DE (4); Chuck Howley, LB (4); Lee Roy Jordan, LB (?); Bob Lilly, DT (6); Don Meredith, QB (2); John Niland, G (1); Don Perkins, RB (6); Mel Renfro, S (5).
- 1969 — George Andrie, DE (5); Calvin Hill, RB (1); Chuck Howley, LB (5); Lee Roy Jordan, LB (3); Bob Lilly, DT (7); Ralph Neely, T (2); John Niland, G (2); Mel Renfro, S (6).
- 1970 — Bob Lilly, DT (8); John Niland, G (3); Mel Renfro, CB (7).
- 1971 — Bob Lilly, DT (9); John Niland, G (4); Mel Renfro, CB (8); Cornell Green, S (4); Rayfield Wright, T (1); Roger Staubach, QB (1); Ron Widby, P (1); Chuck Howley, LB (6); Duane Thomas (1, injured).
- 1972 — Bob Lilly, DT (10, injured); Mel Renfro, CB (9); Cornell Green, S (5); John Niland, G (5); Calvin Hill, RB (2); Rayfield Wright, T (2); Walt Garrison (1).
- 1973 — Mel Renfro, CB (10); John Niland, G (6); Rayfield Wright, T (3); Bob Lilly, DT (11, injured); Lee Roy Jordan, LB (4, injured); Calvin Hill, RB (3, injured).
- 1974 — Lee Roy Jordan, LB (5); Rayfield Wright, T (4); Calvin Hill, RB (4); Cliff Harris, S (1); Blaine Nye, G (1); Drew Pearson, WR (1).
- 1975 — Cliff Harris, S (2); Rayfield Wright, T (5).
- 1976 — Billy Joe DuPree, TE (1); Cliff Harris, S (3); Harvey Martin, DE (1); Blaine Nye, G (2); Drew Pearson, WR (2); Roger Staubach, QB (2); Charlie Waters, S (1); Rayfield Wright, T (6).
- 1977 — Billy Joe DuPree, TE (2); Cliff Harris, S (4); Efen Herrera, K (1); Harvey Martin, DE (2); Drew Pearson, WR (3); Roger Staubach, QB (3, injured); Charlie Waters, S (2); Randy White, DT (1).
- 1978 — Tony Dorsett, RB (1); Billy Joe DuPree, TE (3); Cliff Harris, S (5); Thomas Henderson, LB (1); Tony Hill, WR (1); Harvey Martin, DE (3, injured); Roger Staubach, QB (4); Charlie Waters, S (3); Randy White, DT (2, injured).
- 1979 — Bob Breunig, LB (1); Pat Donovan, T (1); Cliff Harris, S (6); Tony Hill, WR (2); Harvey Martin, DE (4); Herbert Scott, G (1); Roger Staubach, QB (5); Randy White, DT (3).
- 1980 — Bob Breunig, LB (2); Pat Donovan, T (2); Herbert Scott, G (2); Randy White, DT (4).
- 1981 — Tony Dorsett, RB (2); Pat Donovan, T (3); Ed Jones, DE (1); Herbert Scott, G (3); Rafael Septien, K (1); Everson Walls, CB (1); Randy White, DT (5).
- 1982 — Bob Breunig, LB (3); Pat Donovan, T (4); Tony Dorsett, RB (3); Ed Jones, DE (2); Everson Walls, CB (2); Danny White, QB (1); Randy White, DT (6).
- 1983 — Doug Cosbie, TE (1); Tony Dorsett, RB (4); Ed Jones, DE (3); Everson Walls, CB (3); Randy White, DT (7).
- 1984 — Bill Bates, S (1); Doug Cosbie, TE (2); Randy White, DT (8).

ALL-PRO

- 1962—Don Perkins, RB (1), (AP, NEA); Jerry Tubbs, LB (1), (Sporting News).
- 1963—Chuck Howley, LB (1), (Sporting News).
- 1964—Frank Clarke, TE-WR (1), (AP); Bob Lilly, DT (1), (AP, UPI, NEA); Jim Ridlon, DB (1), (Sporting News).
- 1965—Bob Lilly, DT (2), (AP, UPI, NEA, Sporting News); Mel Renfro, S (1), (NEA, Sporting News); Bob Hayes, WR (1), (Sporting News)

- 1966—Bob Hayes, WR (2), (AP, UPI, NEA, Sporting News); Bob Lilly, DT (3), (AP, UPI, NEA, Sporting News); Chuck Howley, LB (2), (AP, UPI, NEA); Cornell Green, CB (1), (AP, NEA, Sporting News); Dan Reeves, RB (1), (Sporting News); Ralph Neely, T (1), (Sporting News); Lee Roy Jordan, LB (1), (Sporting News).
- 1967—George Andrie, DE (1), (Sporting News); Cornell Green, CB (2), (NEA, UPI, AP, Sporting News); Bob Hayes, WR (3), (Sporting News); Chuck Howley LB (3), (AP, Sporting News); Bob Lilly, DT (4), (NEA, UPI, AP, Sporting News); Ralph Neely, T (2), (UPI, AP, Sporting News); Mel Renfro, S (2), (Sporting News).
- 1968—Cornell Green, CB (3), (NEA); Bob Hayes, WR (4), (AP); Chuck Howley, LB (4), (AP, NEA); Bob Lilly, DT (5), (AP, UPI, NEA); Ralph Neely, T (3), (AP, UPI, NEA).
- 1969—Cornell Green, CB (4), (UPI); Calvin Hill, RB (1), (AP, UPI); Chuck Howley, LB (5), (AP, UPI, NEA); Bob Lilly, DT (6), (AP, NEA); Ralph Neely, T (4), (AP, UPI, NEA); John Niland, G (1), (AP); Mel Renfro, S (3), (NEA).
- 1970—Chuck Howley, LB (6), (PFWA, AP).
- 1971—Bob Lilly, DT (7), (AP, PFWA, NEA); Mel Renfro, CB (4), (NEA); John Niland, G (2), (AP, PFWA); Rayfield Wright, T (1), (AP, PFWA).
- 1972—Rayfield Wright, T (2), (PFWA, AP, UPI, NEA); John Niland, G (3), (AP); Blaine Nye, G (1), (NEA).
- 1973—Mel Renfro, CB (5), (NEA, PFWA); Rayfield Wright, T (3), (AP, PFWA); Lee Roy Jordan, LB (2), (NEA, PFWA); Calvin Hill, RB (2), (PFWA).
- 1974—Drew Pearson, WR (1), (AP, PFWA).
- 1975—Cliff Harris, S (1), (NEA); Rayfield Wright, T (4), (NEA)
- 1976—Cliff Harris, S (2), (AP, NEA, PFWA); Drew Pearson, WR (2), (AP, PFWA).
- 1977—Cliff Harris, S (3), (AP, NEA, PFWA); Efren Herrera, K (1), (AP, NEA, PFWA); Harvey Martin, DE (1), (AP, NEA, PFWA); Drew Pearson, WR (3), (AP, NEA, PFWA); Charlie Waters, S (1), (PFWA).
- 1978—Cliff Harris, S (4), (AP, PFWA); Charlie Waters, S (2), (NEA, PFWA); Randy White, DT (1), (AP, NEA, PFWA).
- 1979—Randy White, DT (2), (AP, NEA, PFWA).
- 1980—Herbert Scott, G (1), (AP, NEA); Randy White, DT (3), (NEA, PFWA).
- 1981—Tony Dorsett, RB (1), (AP, NEA, PFWA); Ed Jones, DT (1), (NEA); Herbert Scott, G (2), (AP); Rafael Septien, K (1), (AP, PFWA); Randy White, DT (4), (AP, NEA, PFWA).
- 1982—Ed Jones, DE (2), (AP); Everson Walls, CB (1), (PFWA); Randy White, DT (5), (AP, PFWA, NEA).
- 1983—Everson Walls, CB (2), (AP); Randy White, DT (6), (AP, PFWA).
- 1984—Michael Downs, S (1), (PFWA); Randy White, DT (7), (AP, NEA, PFWA).

Consecutive Winning Seasons

LONGEST ACTIVE STREAKS IN PRO SPORTS

1. Dallas Cowboys (1966-1984) 19
2. Boston Bruins (1967/68-1984/85) 18
3. Baltimore Orioles (1968-1984) 17

LONGEST STREAKS OF ALL-TIME

1. New York Yankees (1926-1964) 39
2. Montreal Canadiens (1951/52 - 1982/83) 32
3. Dallas Cowboys (1966-1984) 19
4. Boston Bruins (1967/68 - 1984/85) 18
5. Chicago White Sox (1951-1967) 17
Baltimore Orioles (1968-1984) 17
7. Chicago Black Hawks (1960/61-1975/76) 16
L.A. Raiders (1965-1980) 16
9. Chicago Bears (1930-1944) 15
Pittsburgh Pirates (1899-1913) 15
St. Louis Cardinals (baseball) (1939-1953) 15

Cowboys 1985 Draft Choices

NAME	POS.	HT.	WT.	BIRTHDATE	COLLEGE	HOW ACQ.
Brooks, Kevin	DE	6-6	270	2/9/63	Michigan	D-1
Darwin, Matt	C/G	6-4	265	3/11/63	Texas A&M	D-5b
DeLocono, Neal	LB	6-1	219	6/1/63	UCLA	D-11
Gonzalez, Leon	WR	5-10	162	9/21/63	Bethune-Cookman	D-8
Herrman, Jim	DE	6-5	256	10/20/62	Brigham Young	D-7b
Jones, Joe	TE	6-3	250	6/26/62	Virginia Tech	D-10
Jordan, Karl	LB	6-1	241	1/12/63	Vanderbilt	D-12
Ker, Crawford	G	6-3	293	5/5/62	Florida	D-3
Lavette, Robert	RB	5-11	199	9/8/63	Georgia Tech	D-4
Mcraan, Matt	C/G	6-4	266	5/14/62	Stanford	D-6b
Penn, Jesse	LB	6-2	217	9/6/62	Virginia Tech	D-2
Pfeeger, Kurt	DT	6-5	259	12/1/62	Gustavus Adolphus	D-6a
Powe, Karl	WR	6-2	175	1/17/62	Alabama State	D-7a
Strasburger, Scott	LB	6-1	220	2/14/63	Nebraska	D-9
*Walker, Herschel	RB	6-1	224	3/3/62	Georgia	D-5a

*Playing in USFL



Cowboys 1985 Veterans Roster

NO.	NAME	POS.	HT.	WT.	BIRTHDATE	COLLEGE	NFL EXP.
36	Albritton, Vince	LB	6-2	213	7/23/62	Washington	2
31	Allen, Gary	WR	5-10	173	4/23/60	Hawaii	4
76	Aughtman, Dowe	G	6-2	259	1/28/61	Auburn	2
62	Baldinger, Brian	G	6-4	261	1/7/59	Duke	4
40	Bates, Bill	S	6-1	199	6/6/61	Tennessee	3
47	Clinkscale, Dextor	S	5-11	195	4/13/58	South Carolina State	5
61	Cooper, Jim	T	6-5	274	9/28/55	Temple	9
85	Cornwell, Fred	TE	6-6	233	8/7/61	Southern Cal.	2
84	Cosbie, Doug	TE	6-6	245	3/27/56	Santa Clara	7
55	DeOssie, Steve	LB	6-2	245	11/22/62	Boston College	2
51	Dickerson, Anthony	LB	6-2	221	6/9/57	SMU	6
33	Dorsett, Tony	RB	5-11	185	4/7/54	Pittsburgh	9
26	Downs, Michael	S	6-3	204	6/9/59	Rice	5
78	Dutton, John	DT	6-7	268	2/6/51	Nebraska	12
27	Fellows, Ron	CB	6-0	180	11/7/58	Missouri	5
28	Granger, Norm	RB	5-9	220	9/14/61	Iowa	2
86	Harris, Duriel	WR	6-0	188	11/27/54	New Mexico State	10
58	Hegman, Mike	LB	6-1	228	1/17/53	Tennessee State	10
80	Hill, Tony	WR	6-2	202	6/23/56	Stanford	9
14	Hogeboom, Gary	QB	6-4	207	8/21/58	Central Michigan	6
21	Howard, Carl	CB	6-2	188	9/20/61	Rutgers	2
79	Hunt, John	G	6-4	256	11/6/62	Florida	2
77	Jeffcoat, Jim	DE	6-5	263	4/1/61	Arizona State	3
72	Jones, Ed	DE	6-9	287	2/23/51	Tennessee State	11
23	Jones, James	RB	5-10	203	12/6/58	Mississippi State	5
73	Kitson, Syd	G	6-5	272	9/27/58	Wake Forest	5
56	Lockhart, Eugene	LB	6-2	234	4/2/61	Houston	2
35	McSwain, Chuck	RB	6-0	202	2/21/61	Clemson	3
30	Newsome, Timmy	RB	6-1	237	5/17/58	Winston-Salem State	6
16	Pe'luer, Steve	QB	6-4	208	7/29/62	Washington	2
65	Petersen, Kurt	G	6-4	278	6/17/57	Missouri	6
81	Phillips, Kirk	WR	6-1	202	7/31/60	Tulsa	2
75	Pozderac, Phil	T	6-9	282	12/19/59	Notre Dame	4
64	Rafferty, Tom	C	6-3	264	8/2/54	Penn State	10
82	Renfro, Mike	WR	6-0	189	6/19/55	TCU	8
70	Richards, Howard	G	6-6	262	8/7/59	Missouri	5
50	Rohrer, Jeff	LB	6-2	230	12/25/58	Yale	4
89	Salonen, Brian	LB	6-3	226	7/29/61	Montana	2
66	Schultz, Chris	T	6-8	288	2/16/60	Arizona	2
22	Scott, Victor	S	6-0	196	6/1/62	Colorado	2
1	Septien, Rafael	K	5-10	179	12/12/53	SW Louisiana	9
60	Smerek, Don	DT	6-7	265	12/20/57	Nevada-Reno	5
20	Springs, Ron	RB	6-2	225	11/4/56	Ohio State	7
32	Thurman, Dennis	S	5-11	179	4/13/56	USC	8
63	Titensor, Glen	G	6-4	261	2/21/58	Bright Young	5
71	Tuinei, Mark	C	6-5	270	3/31/60	Hawaii	3
57	Turner, Jimmie	LB	6-1	214	2/16/62	Presbyterian	2
24	Walls, Everson	CB	6-1	194	12/28/59	Grambling	5
5	Warren, John	P	5-11	205	11/8/60	Tennessee	3
11	White, Danny	QB	6-3	196	2/9/52	Arizona State	10
54	White, Randy	DT	6-4	272	1/15/53	Maryland	11

Cowboys All-Time Roster

ASSISTANT COACHES

Allen, Ermal, 1962-83
 Armstrong, Neill, 1982-84
 Berry, Raymond, 1968
 Dahms, Tom, 1960-62
 Dimancheff, Babe, 1960-62
 Ditka, Mike, 1973-81
 Ecklund, Brad, 1960-63
 Franklin, Bobby, 1968-72
 Gillman, Sid, 1972
 Hickey, Red, 1964
 Hughes, Ed, 1973-76
 Lavan, Al, 1980-84
 Lowry, Alan, 1982-84
 Mackovic, John, 1981-82
 Myers, Jim, 1962-84
 Nolan, Dick, 1962-67, 1982-84
 Reeves, Dan, 1970-80
 Renfro, Ray, 1968-72
 Roy, Alvin, 1973-75
 Shofner, Jim, 1983-84
 Stallings, Gene, 1972-84
 Stautner, Ernie, 1966-84
 Tubbs, Jerry, 1966-84
 Ward, Bob, 1976-84

No. PLAYERS

26 Adderley, Herb, CB, Mich. St., 1970-72
 23 Adkins, Margene, WR, Henderson J.C., 1970-71
 36 Albritton, Vince, S, Washington, 1984
 31 Allen, Gary, RB, Hawaii, 1983-84
 19 Alworth, Lance, WR, Arkansas, 1971-72
 66 Andrie, George, DE, Marquette, 1962-72
 64 Arneson, Jim, G-C, Arizona, 1973-74
 78 Asher, Bob, T, Vanderbilt, 1970
 76 Auchman, Dowe, OL, Auburn, 1984
 33 Babb, Gene, LB-RB, Austin College, 1960-61
 53 Babinecz, John, LB, Villanova, 1972-73
 38 Baker, Sam, P-K, Oregon State, 1962-63
 62 Baldinger, Brian, C, Dje, 1982-84
 31 Barnes, Benny, CB, Stanford, 1972-82
 80 Barnes, Gary, WR, Clemson, 1963
 56 Barnes, Rodrigo, LB, Rice, 1973-74
 81 Bateman, Marv, P, Utah, 1972-74
 40 Bates, Bill, S, Tennessee, 1983-84
 46 Baynham, Craig, RB, Georgia Tech, 1967-69
 11 Belden, Bob, QB, Notre Dame, 1969-70
 20 Bercich, Bob, S, Michigan State, 1960-61
 76 Bertha, Larry, DE, Mich'gan St., 1978-83
 36 Bielski, Dick, TE, Maryland, 1960-61
 44 Bishop, Don, CB, CCLA, 1960-65
 24 Blackwell, Alois, RB, Houston, 1978-79
 68 Boeke, Jim, T, Heidelberg, 1964-67
 87 Bordon, Nate, DE, Indiana, 1960-61
 51 Braatz, Tom, LB, Marquette, 1960
 77 Bradfute, Byron, T, So. Miss., 1960-61
 53 Breunig, Bob, LB, Arizona State, 1975-84
 36 Brinson, Larry, RB, Florida, 1977-79
 77 Brock, Clyde, DT, Utah State, 1962-63
 59 Brown, Guy, LB, Houston, 1977-82
 31 Brown, Otto, CB-S, Prairie View, 1969
 22 Bullocks, Amos, RB, So. Ill., 1962-64
 60 Burkett, Jackie, LB, Auburn, 1968-69
 22 Butler, Bill, S, Chattanooga, 1960
 60 Caffe, Lee Roy, LB, Texas A&M, 1971
 52 Cannon, Billy, LB, Texas A&M, 1984

59 Capone, Warren, LB, Louisiana State, 1975
 18 Carano, Glenn, QB, Nevada-Las Vegas, 1977-83
 17 Carmichael, Harold, WR, Southern, 1984
 10 Carroll, Duane, P, Florida State, 1974
 83/17 Clark, Mike, K, Texas A&M, 1968-71, 1973
 73 Clark, Monte, T, Southern California, 1962
 37 Clark, Phil, CB-S, Northwestern, 1967-69
 82 Clarke, Frank, TE-WR, Colorado, 1960-67
 47 Clinkscale, Dextor, S, South Carolina St., 1980, 1982-84
 63 Cole, Larry, DE-DT, Hawaii, 1968-80
 86 Coleman, Ralph, LB, N. Car., A&T, 1972
 77 Colvin, Jim, DT, Houston, 1964-66
 31 Cone, Fred, K, Clemson, 1960
 54/53 Connelly, Mike, K, Utah State, 1960-67
 40 Conrad, Bobby Joe, WR, Texas A&M, 1969
 61 Cooper, Jim, C-G, Temple, 1977-84
 85 Cornwell, Fred, TE, Southern Cal, 1984
 84 Cosbie, Doug, TE, Santa Clara, 1979-84
 85 Cronin, Gene, LB, Pacific, 1960
 62 Cvercko, Andy, G, Northwestern, 1961-62
 47/21 Daniels, Dick, S, Pacific (Ore.), 1966-68
 89 Davis, Donnie, WR, Southern, 1962
 57 Davis, Kyle, C, Oklahoma, 1975
 88 Davis, Sonny, LB, Baylor, 1961
 55 DeOssie, Steve, LB, Boston College, 1984
 21 Dennison, Doug, RB, Kutztown State, 1974-78
 83 Deters, Harold, K, North Carolina St., 1967
 26 Dial, Buddy, WR, Rice, 1964-66
 51 Dickerson, Anthony, LB, SMU, 1980-84
 71 Dickson, Paul, T, Baylor, 1960
 76 Diehl, John, DT, Virginia, 1965
 89 Ditka, Mike, TE, Pittsburgh, 1969-72
 34 Doelling, Fred, S, Pennsylvania, 1960
 83 Don'ey, Doug, WR, Ohio State, 1981-84
 62 Donohue, Leon, G, San Jose State, 1965-67
 67 Donovan, Pat, T, Stanford, 1975-83
 83 Doran, Jim, WR, Iowa State, 1960-61
 33 Dorssett, Tony, RB, Pittsburgh, 1977-84
 34 Douglas, Merrill, RB, Utah, 1961
 30 Dowdle, Mike, RB-LB, Texas, 1960-62
 26 Downs, Michael, S, Rice, 1981-84
 89 Dugan, Fred, WR, Dayton, 1960
 37 Dunn, Perry Lee, RB, Mississippi, 1964-65
 45 Dupre, L. G., RB, Baylor, 1960-61
 89 DuPree, Billy Joe, TE, Michigan St., 1973-83
 78 Dutton, John, DE, Nebraska, 1979-84
 79/77 East, Ron, DT, Montana State, 1967-70
 52 Edwards, Dave, LB, Auburn, 1963-75
 52 Eidson, Jim, G-C, Miss. State, 1976
 63 Falls, Mike, G, Minnesota, 1960-61
 27 Fellows, Ron, CB, Missouri, 1981-84
 73 Fisher, Ray, T, Eastern Illinois, 1960
 62 Fitzgerald, John, G-C, Bnst. Coll., 1971-80
 45 Flowers, Richmond, S, Tennessee, 1969-71
 80/83 Folkins, Lee, TE, Washington, 1962-64
 32 Franckhauser, Tom, CB, Purdue, 1960-61
 76 Frank, Bill, T, Colorado, 1964
 71 Frederick, Andy, T, New Mexico, 1977-81
 15 Fritsch, Toni, K, Vienna, Austria, 1971-73, 1975
 79 Frost, Ken, DT, Tennessee, 1961-62
 75 Fry, Bob, T, Kentucky, 1960-64
 84 Fugett, Jean, TE, Amherst, 1972-75
 27 Gaechter, Mike, S, Oregon, 1962-69
 32 Garrison, Walt, RB, Okla. St., 1966-74

- 35 **Gent, Pete**, WR-TE, Mich. St., 1964-68
 11 **Gibbs, Sonny**, QB, Texas Christian, 1963
 76 **Gonzaga, John**, DE, no college, 1960
 71 **Granger, Charlie**, T, Southern, 1961
 28 **Granger, Norm**, RB, Iowa, 1984
 61 **Green, Allen**, P-K, Mississippi, 1961
 34 **Green, Cornell**, CB-S, Utah State, 1962-74
 79 **Gregg, Forrest**, G-T, SMU, 1971
 77 **Gregory, Bill**, DT-DE, Wisconsin, 1971-77
 21 **Gregory, Glynn**, WR-CB-S, SMU, 1961-62
 64 **Grottkau, Bob**, G, Oregon, 1961
 60 **Guy, Buzz**, G, Duke, 1960
 64 **Hagen, Halvor**, C-G, Weber State, 1969-70
 52 **Hansen, Wayne**, LB, Texas Western, 1960
 43 **Harris, Cliff**, S, Ouachita, 1970-79
 86 **Harris, Duriel**, WR, New Mexico State, 1984
 40 **Harris, Jim**, S, Oklahoma, 1961
 22 **Hayes, Bob**, WR, Florida A&M, 1965-74
 33 **Hayes, Wendell**, RB, Humboldt State, 1963
 56 **Hayes, Harold**, LB, So. Miss., 1963-67
 62/78 **Healy, Don**, DT, Maryland, 1960-61
 58 **Hegman, Mike**, LB, Tennessee State, 1976-84
 11 **Heinrich, Don**, QB, Washington, 1960
 56 **Henderson, Thomas**, LB, Langston, 1975-79
 72 **Herschman, Bill**, DT, Texas Tech, 1960-61
 1 **Herrera, Efron**, K, UCLA, 1974, 1976-77
 35 **Hill, Calvin**, RB, Yale, 1969-74
 25 **Hill, Rod**, CB, Kentucky State, 1982-83
 80 **Hill, Tony**, WR, Stanford, 1977-84
 14 **Hogeboom, Gary**, QB, Central Michigan, 1980-84
 24 **Homan, Dennis**, WR, Alabama, 1968-70
 9 **Hoopes, Mitch**, P, Arizona, 1975
 67 **Houser, John**, C-G, Redlands, 1960-61
 86 **Houston, Bill**, WR, Jackson State, 1974
 21 **Howard, Carl**, DB, Rutgers, 1984
 81 **Howard, Percy**, WR, Austin Peay, 1975
 87 **Howard, Ron**, TE, Seattle, 1974-75
 54 **Howley, Chuck**, LB, West Virginia, 1961-73
 81 **Howton, Bill**, WR, Rice, 1960-63
 51 **Hoyem, Lynn**, C-G, Long Beach, 1962-63
 42 **Hughes, Randy**, S, Oklahoma, 1975-80
 11 **Humphrey, Buddy**, QB, Baylor, 1961
 79 **Hum, John**, OL, Florida, 1984
 34 **Hunter, Monty**, S, Salem, 1982
 40 **Hurt, Eric**, CB, San Jose St., 1980
 65 **Husmann, Ed**, DT, Nebraska, 1960
 59 **Hutcherson, Ken**, LB, Livingston State, 1974
 57/55 **Huther, Bruce**, LB, New Hampshire, 1977-80, 1983
 60 **Isbell, Joe Bob**, G, Houston, 1962-65
 77 **Jeffcoat, Jim**, DE, Arizona State, 1983-84
 37 **Jensen, Jim**, RB, Iowa, 1976
 86 **Johnson, Butch**, WR, Cal-Riverside, 1976-83
 23 **Johnson, Mike**, CB, Kansas, 1966-69
 64 **Johnson, Mitch**, G, UCLA, 1965
 72 **Jones, Ed**, DE, Tennessee State, 1974-78, 1980-84
 23 **Jones, James**, RB, Miss. State, 1980-82, 1984
 55 **Jordan, Lee Roy**, LB, Alabama, 1963-76
 57 **Keller, Mike**, LB, Michigan, 1972
 60 **Killian, Gene**, G, Tennessee, 1974
 60 **Kiner, Steve**, LB, Tennessee, 1970
 57 **King, Angelo**, LB, South Carolina St., 1981-83
 73 **Kitson, Syd**, OL, Wake Forest, 1984
 79 **Klein, Dick**, T, Iowa, 1960
 35 **Kowalczyk, Walt**, RB, Michigan State, 1960
 67 **Kupp, Jake**, G, Washington, 1964-65
 25 **Kyle, Aaron**, CB, Wyoming, 1976-79
 35 **Laidlaw, Scott**, RB, Stanford, 1975-79
 66 **Lawless, Burton**, G, Florida, 1975-79
 14 **LeBaron, Eddie**, QB, Pacific, 1960-63
 50 **Lewis, D. D.**, LB, Miss. State, 1968-81
 23 **Lewis, Woodley**, WR, Oregon, 1960
 74 **Lilly, Bob**, DE-DT, Texas Christian, 1961-74
 72/64 **Liscio, Tony**, T, Tulsa, 1963-64, 1966-71
 41 **Livingston, Warren**, CB, Arizona, 1961-66
 35 **Lockett, J. W.**, RB, Central Okla., 1961-62
 56 **Lockett, Eugene**, LB, Houston, 1984
 25 **Logan, Oberl**, S, Trinity (Tex.), 1965-66
 56 **Long, Bob**, LB, UCLA, 1962
 19 **Longley, Clint**, QB, Abilene Christian, 1974-75
 18 **Lothridge, Billy**, P-QB, Georgia Tech, 1964
 51 **Manders, Dave**, C, Mich. State, 1964-66, 1968-74
 22 **Manning, Wade**, CB, Ohio State, 1979
 31 **Marsh, Amos**, RB, Oregon State, 1961-64
 79 **Martin, Harvey**, DE, East Texas St., 1973-83
 25 **Mathews, Ray**, WR, Clemson, 1960
 70 **McCreary, Bob**, T, Wake Forest, 1961
 80 **McDaniels, David**, WR, Miss. Val., 1968
 25 **McDonald, Tommy**, WR, Oklahoma, 1964
 42 **McIlhenny, Don**, RB, SMU, 1960-61
 52 **McLean, Scott**, LB, Florida State, 1983
 35 **McSwain, Chuck**, RB, Clemson, 1983-84
 70 **Memmelaar, Dale**, G, Wyoming, 1962-63
 17 **Meredith, Don**, QB, SMU, 1960-68
 78 **Meyers, John**, DT, Washington, 1962-63
 3 **Miller, Jim**, P, Mississippi, 1983-84
 34 **Mitchell, Aaron**, CB, Nevada-Las Vegas, 1979-80
 47 **Moegle, Dick**, S, Rice, 1961
 23 **Montgomery, Mike**, RB-WR, Kans. St., 1972-73
 24 **Mooty, Jim**, CB, Arkansas, 1960
 37 **Morgan, Dennis**, RB, Western Illinois, 1974
 14 **Morton, Craig**, QB, California, 1965-74
 80 **Murchison, Ola Lee**, WR, Pacific, 1961
 73 **Neely, Ralph**, G-T, Oklahoma, 1965-77
 44 **Newnouse, Robert**, RB, Houston, 1972-83
 30 **Newsome, Timmy**, RB, Winston-Salem, 1980-84
 76 **Niland, John**, G, Iowa, 1966-74
 25 **Nolan, Dick**, S, Maryland, 1962
 84 **Norman, Pettis**, TE, J. C. Smith, 1962-70
 25 **Norton, Jerry**, S, SMU, 1962
 76 **Nutting, Ed**, T, Georgia Tech, 1963
 61 **Nye, Blaine**, G, Stanford, 1968-76
 20 **Overton, Jerry**, S, Utah, 1963
 21 **Parks, Billy**, WR, Long Beach State, 1972
 56 **Patera, Jack**, LB, Oregon, 1960-61
 88 **Pearson, Drew**, WR, Tulsa, 1973-83
 26 **Pearson, Preston**, RB, Illinois, 1975-80
 16 **Pelluer, Steve**, QB, Washington, 1984
 22 **Peoples, George**, RB, Auburn, 1982
 33 **Percival, Mac**, K, Texas Tech, 1967
 43 **Perkins, Don**, RB, New Mexico, 1961-68
 65 **Petersen, Kurt**, G, Missouri, 1980-84
 58 **Peterson, Calvin**, LB, UCLA, 1974-75
 81 **Phillips, Kirk**, WR, Tulsa, 1984
 33 **Pinder, Cyril**, RB, Illinois, 1973
 62 **Pimboeuf, Lance**, K, SW La., 1963
 86 **Porterfield, Garry**, DE, Tulsa, 1965
 75 **Pozderac, Phil**, T, Notre Dame, 1982-84
 75 **Pugh, Jethro**, DT, Eliz. City St., 1965-78
 61 **Putnam, Duane**, G, Pacific, 1960
 64 **Rafferty, Tom**, G-C, Penn State, 1976-84
 60 **Randall, Tom**, DG, Iowa State, 1978
 88 **Randle, Sonny**, WR, Virginia, 1968
 82 **Reece, Beasley**, CB WR, N. Texas St., 1976
 68 **Reese, Guy**, DT, SMU, 1962-63
 30 **Reeves, Dan**, RB-QB, S. Car., 1965-72
 23 **Renfro, Mel**, CB-RB-S, Oregon, 1964-77

Cowboys All-Time Roster (Cont.)

- 82 Renfro, Mike, WR, TCU, 1984
 19 Rentzel, Lance, WR, Oklahoma, 1967-70
 13 Rhome, Jerry, QB, Tulsa, 1965-68
 83 Richards, Golden, WR, Hawaii, 1973-78
 70 Richards, Howard, T, Missouri, 1981-84
 31 Richardson, Gloster, WR, Jack. St., 1971
 88 Ridgway, Colin, P-K, Lamar Tech, 1965
 42 Ridlon, Jim, S, Syracuse, 1963-64
 12 Roach, John, QB, SMU, 1964
 45 Robinson, Larry, RB, Tennessee, 1973
 56 Roe, Bill, LB, Colorado, 1980
 50 Rohrer, Jeff, LB, Yale, 1982-84
 88 Rucker, Reggie, WR, Boston U., 1970-71
 87 Saldi, Jay, TE, South Carolina, 1976-82
 89 Salonen, Brian, TE, Montana, 1984
 70 Sandeman, Bill, DT, Pacific, 1966
 78 Schaum, Greg, DE, Michigan State, 1976
 65 Schoenke, Ray, T, SMU, 1963-64
 66 Schultz, Chris, T, Arizona, 1983
 68 Scott, Herbert, G, Virginia Union, 1975-84
 22 Scott, Victor, DB, Colorado, 1984
 8 Sellars, Ron, WR, Florida State, 1972
 1 Septien, Rafael, K, SW Louisiana, 1978-84
 52 Shaw, Robert, C, Tennessee, 1979-81
 86 Sherer, Dave, P, SMU, 1960
 46/25 Shy, Les, RB, Long Beach State, 1966-69
 82 Simmons, Cleo, TE, Jackson State, 1983
 53 Simmons, Dave, LB, Georgia Tech, 1968
 60 Smerek, Don, DL, Nevada-Reno, 1981-84
 24 Smith, J. D., RB, N. Car. A&T, 1965-66
 81 Smith, Jackie, TE, NW Louisiana, 1978
 64 Smith, Jim Ray, G-I, Baylor, 1963-64
 85 Smith, Tody, DE-DT, USC, 1971-72
 86 Smith, Waddell, WR, Kansas, 1984
 46 Solomon, Roland, S, Utah, 1980
 55 Spradlin, Danny, LB, Tennessee, 1981-82
 20 Springs, Ron, RB, Ohio State, 1979-83
 65 Stalls, Dave, DE, No. Colorado, 1977-79
 12 Staubach, Roger, QB, Navy, 1969-79
 81/82 Steele, Robert, WR, N. Alabama, 1978
 79/77 Stephens, Larry, DE, Texas, 1963-67
 40 Stiger, Jim, RB, Washington, 1963-65
 56 Stincic, Tom, LB, Michigan, 1969-71
 31 Stokes, Sim, WR, Northern Arizona, 1967
 82 Stowe, Otto, WR, Iowa State, 1973
 40 Strayhorn, Les, RB, E. Carolina, 1973-74
 87 Stynchula, Andy, DE, Penn State, 1968
 71/72 Taibert, Don, DE-T, Texas, 1962, 1965, 1971
 27 Thomas, Bill, RB, Boston College, 1972
 33 Thomas, Duane, RB, W. Texas St., 1970-71
 37 Thomas, Ike, CB, Bishop, 1971
 77 Thornton, Bruce, DE-DT, Illinois, 1979-81
 32 Thurman, Dennis, CB, USC, 1978-84
 63 Titensor, Glen, G, Brigham Young, 1981-84
 67 Toomay, Pat, DE, Vanderbilt, 1970-74
 71 Townes, Willie, DE, Tulsa, 1966-68
 87 Truax, Billy, TE, Louisiana State, 1971-73
 50 Tubbs, Jerry, LB, Oklahoma, 1960-67
 71 Tuinei, Mark, DT, Hawaii, 1983-84
 57 Turner, Jimmie, LB, Presbyterian, 1984
 30 Van Raaphorst, Dick, K, Ohio State, 1964
 11 Villanueva, Danny, P-K, New Mex. St., 1965-67
 57 Walker, Louie, LB, Colorado State, 1974
 57 Walker, Malcolm, C, Rice, 1966-69
 71 Wallace, Rodney, G-T, New Mex., 1971-73
 24 Walls, Everson, CB, Grambling, 1981-84
 59 Walter, Mike, LB, Oregon, 1983
 78 Walton, Bruce, G, UCLA, 1973-75
 5 Warren, John, P, Tennessee, 1983-84
 46 Washington, Mark, CB, Morgan St., 1970-78
 41 Waters, Charlie, S-CB, Clemson, 1970-78, 1980-81
 33 Wayt, Russell, LB, Rice, 1965
 42 Welch, Claxton, RB, Oregon, 1969-71
 66 Wells, Norm, G, Northwestern, 1980
 11 White, Danny, QB-P, Arizona State, 1976-84
 54 White, Randy, LB-DT, Maryland, 1975-84
 42 Whitfield, A. D., RB, N. Texas St., 1965
 53 Whittingham, Fred, LB, Cal. Poly, 1969
 12/10 Widby, Ron, P, Tennessee, 1968-71
 65 Wilbur, John, T, Stanford, 1966-69
 36 Williams, Joe, RB, Wyoming, 1971
 81/45 Wilson, Steve, WR, Howard, 1979-81
 84 Wisener, Gary, WR, Baylor, 1960
 45 Woolsey, Rolly, CB-S, Boise State, 1975
 15 Wright, Brad, QB, New Mexico, 1982
 85/70 Wright, Rayfield, TE-T, Ft. Valley St., 1967-79
 73 Wright, Steve, T, Northern Iowa, 1981-82
 78 Youmans, Maury, DE, Syracuse, 1964-65
 30 Young, Charles, RB, N.C. State, 1974-76

Cowboys All-Time College Roster

Abilene Christian 1; Alabama 2; Amherst 1; Arizona 4; Arizona State 3; Arkansas 2; Auburn 4; Austin College 1; Austin Peay 1; Baylor 6; Bishop 1; Boise State 1; Boston College 3; Boston U. 1; Brigham Young 1; California 1; California Poly 1; Cal-Riverside 1; Central Michigan 1; Central Okla. State 1; Chattanooga 1; City College of Los Angeles 1; Clemson 5; Colorado 4; Colorado State 1; Dayton 1; Duke 2; East Carolina 1; East Texas State 3; Florida 1; Fort Valley State 1.

Georgia Tech 4; Grambling 1; Hawaii 4; Heidelberg 1; Henderson J.C. 1; Houston 6; Howard 1; Humboldt State 1; Illinois 3; Indiana 1; Iowa 4; Iowa State 3; Jackson State 3; Johnson C. Smith 1; Kansas 2; Kansas State 1; Kentucky 1; Kentucky State 2; Kutztown State 1; Lamar Tech 1; Langston, Okla. 1; Livingston State 1; Long Beach State 3; Louisiana State 2; Marquette 2; Maryland 4; Michigan 2; Michigan State 8; Minnesota 1; Mississippi 3; Mississippi State 3; Mississippi Valley 1; Missouri 3; Montana 1; Montana State 1; Morgan State 1; Naval Academy 1; Nebraska 2; Nevada-Las Vegas 2; Nevada-Reno 1; New Hampshire 1; New Mexico 4; New Mexico State 2.

North Alabama 1; North Carolina A&T 2; North Carolina State 2; North Texas State 2; Northern Arizona 1; Northern Colorado 1; Northern Iowa 1; Northwest Louisiana 1; Northwestern 3; Notre Dame 2; Ohio State 4; Oklahoma 7; Oklahoma State 1; Oregon 7; Oregon State 2; Ouachita Baptist 1; Pacific, Calif. 5; Pacific, Ore. 1; Pennsylvania 1; Penn State 2; Pittsburg 2; Prairie View 1; Presbyterian 1; Purdue 1; Redlands 1; Rice 7; Rutgers 1; Salem 1; San Jose State 2; Santa Clara 1; Seattle 1; South Carolina 2; South Carolina St. 2; Southern California 4; Southern Illinois 1; Southern Methodist 10; Southern Mississippi 2; Southern U. 3.

Southwestern Louisiana 2; Stanford 6; Syracuse 2; Temple 1; Tennessee 10; Tennessee State 2; Texas 3; Texas A&M 4; Texas Christian 3; Texas-El Paso 1; Texas Tech 2; Trinity, Tex. 1; Trilva 6; UCLA 5; Utah 4; Utah State 3; Vanderbilt 2; Villanova 1; Virginia 2; Virginia Union 1; Wake Forest 2; Washington 7; Weber State 1; West Texas State 1; West Virginia 1; Western Illinois 1; Winston-Salem 1; Wisconsin 1; Wyoming 3; Yale 2.

Cowboys All-Time Draft

1961 (Drafted 2nd)

- (A) NO CHOICE**
Choice traded along with sixth choice to Washington for EDDIE LeBARON.
- (B) BOB LILLY**
T, Texas Christian University, 6-5, 242 — Choice from Cleveland for first round pick in 1962.
- E. J. HOLUB**
LB, Texas Tech, 6-4, 218 (went to AFL).
- STEW BARBER**
G, Penn State, 6-3, 230 (went to AFL).
- SONNY DAVIS**
E, Baylor, 6-2, 210.
- NO CHOICE**
Choice traded to San Francisco for GENE BABB.
- NO CHOICE**
Choice traded, along with first choice, to Washington for LeBARON.
- ART GILMORE**
HB, Oregon State, 6-0, 200.
- DON TALBERT**
T, Texas, 6-5, 220.
- GLENN GREGORY**
HB, SMU, 6-2, 195.
- NO CHOICE**
Choice traded to Green Bay for FRED CONE.
- NORRIS STEVENSON**
HB, Missouri, 6-1, 205.
- LOWNDES SHINGLER**
QB, Clemson, 6-1, 205.
- DON GOODMAN**
HB, Florida, 6-0, 200.
- BILL SHAW**
T, Georgia Tech, 6-3, 222 (went to AFL).
- JULIUS VARNADO**
T, San Francisco State, 6-4, 220 (went to AFL).
- JERRY STEFFEN**
HB, Colorado, 6-10, 190.
- EVERETT CLOUD**
HB, Maryland, 6-0, 190.
- RANDY WILLIAMS**
HB, Indiana, 6-3, 208.
- LYNN HOYEM**
C, Long Beach State, 6-4, 225.
- JERRY MORGAN**
QB, Iowa State, 6-3, 195.

1962 (Drafted 4th)

- NO CHOICE**
Choice traded to Cleveland for first round pick in 1961 when Cowboys picked BOB LILLY.

- SONNY GIBBS***
QB, ICU, 6-7, 225.
- (A) NO CHOICE**
Choice to Chicago for DON MER-EDITH.
- (B) BOBBY PLUMMER**
G, TCU, 6-2, 235 — Choice from Cleveland for DUANE PUTNAM.
- NO CHOICE**
Choice to San Francisco for BILL HERCHMAN.
- NO CHOICE**
Choice to Los Angeles for JIMMY HARRIS.
- (A) DONNIE DAVIS**
E, Southern University, 6-2, 235.
- (B) GEORGE ANDRIE**
E, Marquette, 6-7, 247 — Choice and ALLEN GREEN from New York for FRED DUGAN.
- NO CHOICE**
Choice to Los Angeles for JOHN HOUSER.
- KEN TUREAUD**
B, Michigan, 6-1, 198.
- NO CHOICE**
Choice to Baltimore for DON PERKINS.
- JOHN M. LONGMEYER**
G, Southern Illinois, 6-3, 230.
- LARRY HUDAS**
E, Michigan State, 6-4, 208.
- NO CHOICE**
Choice to Green Bay for STEVE MEILINGER.
- ROBERT MOSES**
E, Texas, 6-3, 211.
- HAROLD HAYS***
G, Southern Mississippi, 6-3, 218.
- GUY REESE**
T, SMU, 6-5, 238.
- ROBERT JOHNSTON**
T, Rice, 6-4, 215.
- RAY JACOBS**
T, Howard Payne, 6-3, 265 (went to AFL).
- DAVE CLOUTIER***
B, Maine, 6-0, 195 (went to AFL).
- PAUL HOLMES**
T, Georgia, 6-5, 220.
- AMOS BULLOCKS**
B, Southern Illinois, 6-1, 197.

1963 (Drafted 6th)

- LEE ROY JORDAN**
LB, Alabama, 6-2, 210.
- NO CHOICE**
Choice traded, along with ninth choice, to Chicago for CHUCK HOWLEY.
- JIM PRICE**
LB, Auburn, 6-3, 225.

- WHALEY HALL***
G, Mississippi, 6-3, 230.
- NO CHOICE**
Choice traded to New York for DICK NOLAN.
- NO CHOICE**
Choice traded to Green Bay for JOHN SUTRO.
- MARV CLOTHIER**
G, Kansas, 6-4, 220.
- NO CHOICE**
Choice traded to Green Bay for LEE FOLKINS.
- NO CHOICE**
Choice traded to Chicago.
- ROD SCHEYER**
T, Washington, 6-2, 220.
- RAY SCHOENKE**
C, SMU, 6-3, 225.
- BILL PERKINS**
B, Iowa, 6-2, 218.
- PAUL WICKER***
T, Fresno State, 6-5, 248.
- LOU CIOCI**
LB, Boston College, 6-2, 225.
- JERRY OVERTON**
B, Utah, 6-2, 192.
- DENNIS GOLDEN**
T, Holy Cross, 6-4, 235.
- ERNEST PARKS***
G, McMurry, 6-4, 230 (went to AFL).
- BILL FRANK**
T, Colorado, 6-4, 250.
- JIM STIGER**
B, Washington, 5-11, 195.
- TOMMY LUCAS**
E, Texas, 6-3, 218.

1964 (Drafted 4th)

- NO CHOICE**
Choice traded to Pittsburgh for BUDDY LIAL.
- MEL RENFRO**
B, Oregon, 6-0, 195.
- NO CHOICE**
Choice traded to Los Angeles for BOB LONG and JOHN MEYERS.
- PERRY LEE DUNN**
B, Mississippi, 6-2, 205.
- NO CHOICE**
Choice traded to Green Bay for GARY BARNES.
- (A) BILLY LOTHRIDGE**
QB, Georgia Tech, 6-1, 188.
- (B) JIM CURRY**
E, Cincinnati, 6-4, 215 — Choice from Cleveland for ANDY CVERCKO.
- (C) JIMMY EVANS**
E, Texas Western, 6-1, 194 — Choice from Green Bay for JERRY NORTON.

*Drafted as Future

7. **BOB HAYES***
WR, Florida A & M, 5-11, 189.
8. **AL GEVERINK**
B, UCLA, 6-2, 190.
9. **JAKE KUPP**
E, Washington, 6-3, 215.
10. **ROGER STAUBACH***
QB, Navy, 6-2, 190.
11. **BOBBY CRENSHAW**
G, Baylor, 6-3, 230 (went to AFL).
12. **JOHNNY NORMAN**
E, Northwestern Louisiana, 6-1, 185.
13. **JERRY RHOME**
QB, Tulsa, 6-0, 185.
14. **JIM WORDEN**
LB, Wittenberg, 6-1, 230.
15. **BILL VAN BÜRKLEO**
B, Tulsa, 5-11, 185.
16. **PAUL CERCEL**
C, Pittsburgh, 6-2, 222.
17. **HARRY ABELL**
E, Missouri, 6-3, 212 (went to AFL).
18. **NO SELECTION**
Player chosen not eligible.
19. **H. D. MURPHY**
B, Oregon, 6-0, 190.
20. **JOHN HUGHES**
LB, SMU, 6-2, 220.

1965

(Drafted 5th)

1. **CRAIG MORTON**
QB, California, 6-4, 215.
2. **MALCOLM WALKER**
LB, Rice, 6-4, 245.
3. **NO CHOICE**
Choice traded to Green Bay (who traded it to New York) for JOHN ROACH.
4. **(A) JIM SIDLE**
B, Auburn, 6-2, 215.
4. **(B) BOB SVIHUS**
T, USC, 6-4, 240 (went to AFL) — Choice from Detroit for SONNY GIBBS.
5. **ROGER FETTEE**
LB, Florida, 6-4, 230.
6. **SONNY UTZ**
RB, VPI, 5-11, 215.
7. **BRIG OWENS**
B, Cincinnati, 5-11, 183.
8. **RUSSELL WAYT**
LB, Rice, 6-4, 235.
9. **JIM ZANIOS**
FB, Texas Tech, 6-0, 215.
10. **GAYLON McCOLLOUGH**
C, Alabama, 6-3, 215.
11. **JETHRO PUGH**
T, Elizabeth City, State, 6-6, 255.
12. **ERNIE KELLERMAN**
QB, Miami (Ohio), 6-0, 175.
13. **JACK SCHRAUB**
E, California, 6-6, 210.
14. **GARRY PORTERFIELD**
E, Tulsa, 6-3, 235.

15. **GENE FOSTER**
B, Arizona State, 6-0, 195 (went to AFL).
16. **DOUG McDOUGAL**
E, Oregon State, 6-4, 228.
17. **MITCH JOHNSON**
T, UCLA, 6-4, 245.
18. **MARTIN AMSLER**
T, Evansville, 6-5, 250.
19. **MARV RETTENMUND**
HB, Ball State, 5-10, 195.
20. **RON BARLOW***
T, Kansas State, 6-2, 230.

1966

(Drafted 5th)

1. **JOHN NILAND**
G, Iowa, 6-3, 245.
2. **WILLIE TOWNES***
DE, Tulsa, 6-5, 265.
3. **NO CHOICE**
Choice to San Francisco for LEON DONOHUE.
4. **NO CHOICE**
Choice to Baltimore for RALPH NEELY.
5. **(A) NO CHOICE**
Choice to San Francisco for J. D. SMITH.
5. **(B) WALT GARRISON**
RB, Oklahoma State, 6-0, 209 — Choice from Baltimore thru Detroit for AMOS MARSH.
6. **BOB DUNLEVY**
E, West Virginia, 6-4, 195.
7. **ART ROBINSON**
E, Florida A & M, 6-0, 208.
8. **DON KUNIT**
RB, Penn State, 6-2, 200.
9. **DARRELL ELAM**
FL, West Virginia Tech, 6-2, 189.
14. **LEWIS TURNER**
RB, Norfolk State, 6-2, 183.
15. **MARK GARTUNG***
DT, Oregon State, 6-4, 255.
16. **TOM PIGGEE**
RB, San Francisco State, 5-11, 200.
17. **GEORGE ALLEN**
T, West Texas State, 6-7, 245 (went to AFL).
18. **STEVE ORR**
DT, Washington, 6-4, 230.
19. **BYRON JOHNSON**
E, Central Washington State, 6-5, 255.
20. **LOU HUDSON**
FL, Minnesota, 6-5, 220.

1967

(Drafted 23rd)

1. **NO CHOICE**
Choice given along with second and two fifths, to Houston for RALPH NEELY.
2. **NO CHOICE**
NEELY trade.

3. **PHIL CLARK**
DB, Northwestern, 6-2, 207.
4. **CURTIS MARKER**
G, Northern Michigan, 6-2, 253.
5. **(A) NO CHOICE**
Choice end JIM STEFFEN from Washington for BRIG CWENS. MITCH JOHNSON & JAKE KUPP: NEELY trade.
5. **(B) NO CHOICE**
Choice from Cleveland for JOE BOB ISBELL: NEELY trade.
5. **(C) NO CHOICE**
Choice to Green Bay for HENRY GREMMINGER.
6. **SIMS STOKES**
E, Northern Arizona, 6-1, 198.
7. **RAYFIELD WRIGHT**
T, Ft. Valley State, 6-7, 235.
8. **STEVE LAUB**
QB, Illinois Wesleyan, 6-1, 190.
9. **BYRON MORGAN**
DB, Findlay (Ohio), 6-3, 212.
10. **EUGENE BOWEN**
RB, Tennessee A&I, 5-8, 210.
10. **MASON MITCHELL**
RB, Washington, 6-1, 170.
11. **AUSTIN DENNEY***
E, Tennessee, 6-2, 225.
12. **(A) LES SHY**
RB, Long Beach State, 6-1, 200 — Choice from Pittsburgh for LEE FOLKINS.
12. **(B) CRAIG BAYNHAM***
RB, Georgia Tech, 6-1, 200.
13. **RONNIE LAMB**
B, South Carolina, 6-2, 216.
11. **PAT RILEY**
E, Kentucky, 6-2, 205.
12. **HAROLD DETERS**
K, North Carolina State, 6-0, 200.
13. **AL KERKIAN**
DE, Akron, 6-6, 235.
14. **TOM BOYD**
G, Tarleton State, 6-3, 250.
15. **LEAVIE DAVIS**
DB, Edward Waters College (Florida), 6-4, 210.
16. **PAUL BROTHERS**
HB, Oregon State, 6-1, 195.
17. **GEORGE ADAMS**
LB, Morehead State (Kentucky), 6-2, 218.

1968

(Drafted Alternately 20th, 19th, 21st)

1. **DENNIS HOMAN**
FL, Alabama, 6-1, 181.
2. **DAVID McDANIELS**
E, Mississippi Valley, 6-4, 200.
3. **(A) NO CHOICE**
Choice to Minnesota for LANCE RITZEL.
3. **(B) ED HARMON**
LB, Louisville, 6-4, 246 — Choice from Chicago for AUSTIN DENNEY and MAC PERCIVAL.

4. (A) **NO CHOICE**
Choice to New Orleans for LARRY STEPHENS.
4. (B) **JOHN DOUGLAS**
LB, Missouri, 6-2, 215 — Choice from New York for JIM COLVIN.
5. **BLAINE NYE**
G, Stanford, 6-4, 255.
6. **D. D. LEWIS**
LB, Mississippi State, 6-1, 210.
7. **BOB TAUCHER**
T, Nebraska, 6-4, 251.
8. **FRANK BROWN**
DE, Albany (Ga.) State, 6-3, 249.
9. **KEN KMIK**
DB, Illinois, 6-2, 187.
10. **BEN OLISON**
FL, Kansas, 6-1, 170.
11. **RON SHOTTS**
RB, Oklahoma, 6-0, 206.
12. **WILSON WHITTY**
LB, Boston University, 6-3, 224.
13. **CARTER LORD**
TE, Harvard, 6-2, 214.
14. **RON WILLIAMS**
DB, West Virginia, 6-2, 190.
15. **TOMMY LUNCFORD**
P, Auburn, 6-2, 202.
16. **LARRY COLE**
DE, Hawaii, 6-5, 250.
17. **GEORGE NORDGREN**
RB, Houston, 6-0, 200.

1969

(Drafted Alternately 24th, 23rd, 22nd)

1. **CALVIN HILL**
RB, Yale, 6-3, 230.
2. **RICHMOND FLOWERS**
WR, Tennessee, 6-0, 183.
3. (A) **TOM STINCIC**
LB, Michigan, 6-2, 226.
3. (B) **HALVOR HAGEN**
DE, Weber State, 6-5, 250 — Choice from San Francisco for HAROLD HAYS.
4. **NO CHOICE**
Choice to New Orleans for DAVE SIMMONS.
5. (A) **NO CHOICE**
Choice to Baltimore for ANDY STYNCHUI A.
5. (B) **CHUCK KYLE**
LB, Purdue, 6-1, 220 — Choice from Los Angeles for COY BACON.
6. **RICH SHAW**
FL, Arizona State, 6-4, 205.
7. **LARRY BALES**
WR, Emory & Henry, 5-11, 185.
8. **ELMER BENHARDT**
LB, Missouri, 6-2, 200.
9. **CLAXTON WELCH**
RB, Oregon, 5-11, 200.
10. **STUART GOTTLIEB**
G, Weber State, 6-5, 250.
11. **CLARENCE WILLIAMS**
DT, Prairie View A & M, 6-5, 250.

12. **BOB BELDEN**
QB, Notre Dame, 6-2, 210.
13. **RENE MATISON**
WR, New Mexico, 6-0, 185.
14. **GERALD LUTRI**
T, Northern Michigan, 6-4, 256.
15. **BILL JUSTUS**
DB, Tennessee, 6-1, 180.
16. **FLOYD KERR**
DB, Colorado State, 6-3, 195.
17. **BILL BAILEY**
DT, Lewis & Clark, 6-4, 260.

1970

(Drafted 23rd)

1. **DUANE THOMAS**
RB, West Texas, 6-1, 220.
2. (A) **BOB ASHER**
T, Vanderbilt, 6-5, 250 — Choice from Chicago for CRAIG BAYNHAM and PHIL CLARK.
2. (B) **MARGENE ADKINS**
WR, Henderson J. C., 5-10, 183.
3. (A) **CHARLIE WATERS**
CB, Clemson, 6-1, 193 — Choice from Houston through Cleveland for JERRY RHOME.
3. (B) **STEVE KINER**
LB, Tennessee, 6-1, 220 — Choice from Cleveland for JERRY RHOME.
3. (C) **DENTON FOX**
S, Texas Tech, 6-2, 205.
4. **JOHN FITZGERALD**
T, Boston College, 6-4, 265.
5. **NO CHOICE**
Choice to St. Louis for BOBBY JOE CONRAD.
6. **PAT TOOMAY**
DE, Vanderbilt, 6-5, 230.
7. **DON ABBEY**
LB, Penn State, 6-2, 252.
8. **JERRY DOSSEY**
G, Arkansas, 6-4, 244.
9. **ZENON ANDRUSYSHYN**
K, UCLA, 6-2, 212.
10. **PETE ATHAS**
S, Dade J. C., 6-0, 186.
11. **IVAN SOUTHERLAND**
DT, Clemson, 6-4, 246.
12. **JOE WILLIAMS**
RB, Wyoming, 6-1, 193.
13. **MARK WASHINGTON**
CB, Morgan State, 5-11, 183.
14. **JULIAN MARTIN**
WR, North Carolina Central, 6-3, 190.
15. **KEN DeLONG**
TE, Tennessee, 6-2, 223.
16. **SEABERN HILL**
CB, Arizona State, 6-2, 195.
17. **GLENN PATTERSON**
C, Nebraska, 6-3, 220.

1971

(Drafted 25th)

1. **TODY SMITH**
DE, Southern California, 6-5, 250.

2. **ISAAC THOMAS**
CB, Bishop, 6-2, 190.
3. (A) **SAM SCARBOR**
RB, New Mexico, 6-2, 235 — Choice from St. Louis for JOHN WILBUR.
3. (B) **BILL GREGORY**
DE, Wisconsin, 6-5, 240.
4. (A) **JOE CARTER**
TE, Grambling, 6-3, 219 — Choice from New Orleans for WILLIE TOWNES.
4. (B) **BUDDY MITCHELL**
T, Mississippi, 6-5, 232.
5. **RON KADZIEL**
LB, Stanford, 6-3, 215.
6. **STEVE MAIER**
WR, Northern Arizona, 6-3, 192.
7. **BILL GRIFFIN**
T-G, Catawba, 6-5, 250.
8. **RON JESSIE**
WR, Kansas, 6-0, 183.
9. **HONOR JACKSON**
WR, Pacific, 6-2, 190.
10. **RODNEY WALLACE**
DT, New Mexico, 6-5, 260.
11. **ERNEST BONWELL**
LB, Lane College, 6-4, 225.
12. **STEVE GOEPEL**
QB, Colgate, 6-1½, 200.
13. **JAMES FORD**
RB, Texas Southern, 6-0, 200.
14. **TYRONE COUEY**
DB, Utah State, 6-1½, 194.
15. **BOB YOUNG**
TE, Delaware, 6-5, 250.
16. **JOHN BRENNAN**
T, Boston College, 6-2½, 260.
17. **JOHN BOMER**
C, Memphis State, 6-3, 230.

1972

(Drafted 26th)

1. **BILL THOMAS**
RB, Boston College, 6-2, 225.
2. (A) **ROBERT NEWHOUSE**
RB, Houston, 5-10, 202 — Choice from New England for HALVOR HAGEN and HONOR JACKSON.
2. (B) **JOHN BABINECZ**
LB, Villanova, 6-1, 222 — Choice from New Orleans for MARGENE ADKINS.
2. (C) **CHARLES McKEE**
WR, Arizona, 6-2, 199.
3. (A) **MIKE KELLER**
LB, Michigan, 6-4, 221 — Choice from New England for HALVOR HAGEN and HONOR JACKSON.
3. (B) **MARV BATEMAN**
P-K, Utah, 6-4, 213.
4. (A) **TIM KEARNEY**
LB, Northern Michigan, 6-2, 225 — Choice from New Orleans for JOE WILLIAMS.
4. (B) **ROBERT WEST**
WR, San Diego State, 6-4, 218 — Choice from New England for STEVE KINER.

4. (C) **CHARLES ZAPIEC**
LB, Penn State, 6-2, 222 —
Choice from Detroit for RON
JESSIE.
4. (D) **NO CHOICE**
Choice to New Orleans for DON
TALBERT.
5. **NO CHOICE**
Choice to San Diego for TONY
LISCIO.
6. **CHARLES BOLDEN**
DB, Iowa, 6-3, 195.
7. **NO CHOICE**
Choice to Chicago for LEE ROY
CAFFEY.
8. **RALPH COLEMAN**
LB, North Carolina A&T, 6-4, 216.
9. **ROY BELL**
RB, Oklahoma, 5-10, 208.
10. **RICHARD AMMAN**
DE, Florida State, 6-5, 234.
11. **LONNIE LEONARD**
T-G, North Carolina A&T, 6-4,
244.
12. **JIMMY HARRIS**
WR, Ohio State, 5-10, 180.
13. **JEAN FUGETT**
TE, Amherst, 6-3, 219.
14. **ALAN THOMPSON**
RB, Wisconsin, 6-0, 225.
15. **CARLOS ALVAREZ**
WR, Florida, 5-10, 184.
16. **GORDON LONGMIRE**
QB, Utah, 6-1, 205.
17. **ALFONSO CAIN**
DT, Bethune-Cookman, 6-3, 271.

1973

(Drafted Alternately 20th, 22nd and 21st)

1. **BILLY JOE DuPREE**
TE, Michigan State, 6-4, 225.
2. (A) **GOLDEN RICHARDS**
WR, Hawaii, 6-0, 172 — Choice
from Green Bay for RON WIDBY
and IKE THOMAS.
2. (B) **NO CHOICE**
Choice to Chicago as compensa-
tion for signing JACK CONCAN-
NON.
3. (A) **HARVEY MARTIN**
DT, East Texas State, 6-5, 262
— Choice from Houston through
New Orleans for TOM STINCIC.
3. (B) **NO CHOICE**
Choice to New England for RON
SELLERS.
4. **DRANE SCRIVENER**
DB, Tulsa, 6-0, 176.
5. **BRUCE WALTON**
T, UCLA, 6-6, 251.
6. **BOB LEYEN**
G, Yale, 6-4, 256.
7. **RODRIGO BARNES**
LB, Rice, 6-1, 215.
8. **DAN WERNER**
QB, Michigan State, 6-4, 195.
9. **MIKE WHITE**
CB, Minnesota, 6-0, 196.
10. **CARL JOHNSON**
LB, Tennessee, 6-1, 225.
11. **GERALD CASWELL**
G, Colorado State, 6-4, 250.
12. **JIM ARNESON**
G, Arizona, 6-3, 236.
13. **JOHN SMITH**
WR, UCLA, 6-1, 187.
14. **BOB THORNTON**
G-C, North Carolina, 6-3, 234.
15. **WALT BAISY**
LB, Grambling, 6-2, 222.
16. **JOHN CONLEY**
TE, Hawaii, 6-2, 228.
17. **LES STRAYHORN**
RB, East Carolina, 5-10, 205.

1974

(Drafted Alternately 22nd, 21st, 20th and 23rd)

1. (A) **ED JONES**
DE, Tennessee State, 6-8, 260
— Choice from Houston for TODY
SMITH and BILLY PARKS.
1. (B) **CHARLES YOUNG**
RB, North Carolina State, 6-1,
215.
2. **NO CHOICE**
Choice and RON SELLERS to Mi-
ami for OTTO STOWE.
3. (A) **DANNY WHITE**
QB, Arizona State, 6-2, 180 —
Choice from Houston for TODY
SMITH and BILLY PARKS.
3. (B) **CALVIN PETERSON**
LB, UCLA, 6-3, 218.
4. (A) **KEN HUTCHERSON**
LB, Livingston State, 6-1, 214
— Choice from Oakland for GLOS-
TER RICHARDSON.
4. (B) **ANDY ANDRADE**
RB-DB, Northern Michigan, 5-11,
193.
5. **JOHN KELSEY**
T, Missouri, 6-6, 226.
6. **JIM BRIGHT**
DB, UCLA, 6-1, 210.
7. **RAYMOND NESTER**
LB, Michigan State, 6-2, 224.
8. **MIKE HOLT**
DB, Michigan State, 5-11, 176.
9. **BILL DULIN**
T, Johnson C. Smith, 6-6, 244.
10. **DENNIS MORGAN**
DB, Western Illinois, 5-11, 203.
11. **HARVEY MCGEE**
WR, Southern Mississippi, 6-2,
209.
12. **KEITH BOBO**
QB, Southern Methodist, 6-3,
196.
13. **FRED LIMA**
K, Colorado, 5-9, 202.
14. **DOUG RICHARDS**
DB, Brigham Young, 6-4, 185.
15. **BRUCE CRAFT**
DT, Geneva, Pa., 6-4, 232.
16. **GENE KILLIAN**
T, Tennessee, 6-4, 225.
17. **LAWRIE SKOLROOD**
T, North Dakota, 6-5, 230.

1975

(Drafted 18th)

1. (A) **RANDY WHITE**
DE, Maryland, 6-4, 250. — Choice
from N. Y. Giants for CRAIG
MORTON.
1. (B) **THOMAS HENDERSON**
LB, Langston, 6-2, 214.
2. **BURTON LAWLESS**
G, Florida, 6-4, 253.
3. **BOB BREUNIG**
LB, Arizona State, 6-2, 236.
4. (A) **PAT DONOVAN**
DE, Stanford, 6-5, 240 — Choice
from Houston for MIKE MONT-
GOMERY.
4. (B) **RANDY HUGHES**
CB, Oklahoma, 6-4, 209.
5. (A) **KYLE DAVIS**
C, Oklahoma, 6-3, 240 — Choice
from Green Bay for JACK CON-
CANNON.
5. (B) **NO CHOICE**
Choice to Cincinnati for CLINT
LONGLEY.
6. **ROLLY WOOLSEY**
DB, Boise State, 6-1, 175.
7. **MICHAEL HEGMAN**
LB, Tennessee State, 6-4, 220.
8. **MITCH HOOPEES**
P, Arizona, 6-0, 210.
9. **ED JONES**
DB, Rutgers, 6-0, 193.
10. **DENNIS BOOKER**
RB, Millersville State, 6-1, 235.
11. **GREG KRPALEK**
C, Oregon State, 6-5, 242.
12. **CHUCK BLAND**
DB, Cincinnati, 5-11, 188.
13. **HERBERT SCOTT**
G, Virginia Union, 6-2, 248.
14. **SCOTT LAIDLAW**
RB, Stanford, 6-0, 206.
15. **WILLIE HAMILTON**
PR, Arizona, 5-11, 182.
16. **PETE CLARK**
TE, Colorado State, 6-4, 234.
17. **JIM TESTERMAN**
TE, Dayton, 6-5, 225.

1976

(Drafted 27th)

1. **AARON KYLE**
DB, Wyoming, 5-11, 183.
2. (A) **JIM JENSEN**
RB, Iowa, 6-4, 226 — Choice
from N.Y. Giants for CRAIG
MORTON.

2. (B) **JIM EIDSON**
G, Mississippi St., 6-4, 253.
3. (A) **DUKE FERGERSON**
WR, San Diego St., 6-1, 186 —
Choice from San Francisco for
BOB HAYES.
3. (B) **JOHN SMITH**
RB, Boise State, 6-0, 191 —
Choice from Denver for OTTO
STOWE.
3. (C) **BUTCH JOHNSON**
WR, UC-Riverside, 6-1, 175.
4. **TOM RAFFERTY**
G, Penn State, 6-3, 248.
5. **WALLY PESUIT**
T, Kentucky, 6-4, 260.
6. **GREG McGUIRE**
T, Indiana, 6-3, 255.
7. (A) **GREG SCHAUM**
DT, Michigan State, 6-4, 246 —
Choice from San Diego for KEN
HUTCHERSON.
7. (B) **DAVID WILLIAMS**
RB, Colorado, 6-2, 210.
8. **HENRY LAWS**
DB, South Carolina, 5-10, 171.
9. **BEASLEY REECE**
DB, North Texas, 6-1, 193.
10. **LEROY COOK**
DE, Alabama, 6-4, 212.
11. **CORNELIUS GREEN**
QB, Ohio, 5-11, 170.
12. **CHARLES McSHANE**
LB, Cal Lutheran, 6-2, 211.
13. **MARK DRISCOLL**
QB, Colorado St., 6-1, 184.
14. **LARRY MUSHINSKIE**
TE, Nebraska, 6-3, 217.
15. **DALE CURRY**
LB, UCLA, 6-2, 222.
16. **RICH COSTANZO**
T, Nebraska, 6-4, 260.
17. **STAN WOODFILL**
K, Oregon, 6-0, 190.

1977

(Drafted Alternately
24th, 25th and 26th)

1. **TONY DORSETT**
RB, Pittsburgh, 5-11, 192 —
Choice from Seattle for Cow-
boys' first-round choice and
three second-round choices.
2. **GLENN CARANO**
QB, Nevada-Las Vegas, 6-3, 195
— Choice from Seattle for DUKE
FERGERSON.
3. (A) **TONY HILL**
WR, Stanford, 6-2, 196 — Choice
from Philadelphia for JOHN
NILAND.
3. (B) **VAL BELCHER**
G, Houston, 6-3, 250.
4. **GUY BROWN**
LB, Houston, 6-4, 215.

5. **ANDY FREDERICK**
OL, New Mexico, 6-6, 241.
6. **JIM COOPER**
T, Temple, 6-5, 252.
7. **DAVID STALLS**
DT, Northern Colorado, 6-4, 236.
8. (A) **AL CLEVELAND**
DL, Pacific, 6-4, 246 — Choice
from San Diego for MITCH
HOOPEES.
8. (B) **FRED WILLIAMS**
RB, Arizona State, 5-10, 189.
9. **MARK CANTRELL**
C, North Carolina, 6-3, 252.
10. **STEVE DeBERG**
QB, San Jose State, 6-2, 205.
11. **DON WARDLOW**
TE, Washington, 6-6, 230.
12. **GREG PETERS**
OL, California, 6-5, 257.

1978

(Drafted 28th)

1. **LARRY BETHEA**
DL, Michigan State, 6-5, 258.
2. **TODD CHRISTENSEN**
RB-TE, Brigham Young, 6-3, 224.
3. **DAVID HUDGENS**
OL, Oklahoma, 6-5, 245.
1. **ALOIS BLACKWELL**
RB, Houston, 5-11, 194.
5. **RICH ROSEN**
G, Syracuse, 6-3, 242.
6. **HAROLD RANDOLPH**
LB, East Carolina, 6-1, 191.
7. **TOM RANDALL**
DT, Iowa State, 6-5, 248
8. **HOMER BUTLER**
WR, UCLA, 6-1, 184.
9. **RUSS WILLIAMS**
DB, Tennessee, 6-1, 197.
10. **BARRY TOMASETTI**
OL, Iowa, 6-3, 249.
11. **DENNIS THURMAN**
S, Southern Cal, 5-11, 172.
12. **LEE WASHBURN**
OL, Montana State, 6-6, 253.

1979

(Drafted 27th)

1. **ROBERT SHAW**
C, Tennessee, 6-4, 252.
2. **AARON MITCHELL**
CB, Nevada-Las Vegas, 6-1, 196.
3. **DOUG COSBIE**
TE, Santa Clara, 6-6, 230.
Swapped choices with Seattle in
BILL GREGORY trade.
4. **RALPH DeLOACH**
DE, California, 6-5 254.
5. (A) **BOB HUKILL**
OL, North Carolina, 6-5, 250.
Choice from Chicago for GOLDEN
RICHARDS.

- (B) **CURTIS ANDERSON**
DE, Central State (O), 6-6, 240.
Choice from Seattle for EFREN
HERRERA.
- (C) **RON SPRINGS**
RB, Ohio State, 6-0, 197.
6. (A) **TIM LAVENDER**
CB, So. California, 6-3, 187.
Choice from Seattle for BILL
GREGORY.
- (B) **MIKE SALZANO**
OL, North Carolina, 6-3, 242.
Choice from Denver for JIM
JENSEN.
- (C) **CHRIS DeFRANCE**
WR, Arizona St., 6-1, 205.
7. **GREG FITZPATRICK**
LB, Youngstown, 6-2, 227.
8. **BRUCE THORNTON**
DT, Illinois, 6-5, 266.
9. **GARRY COBB**
LB, So. California, 6-2, 209.
10. **MIKE CALHOUN**
DT, Notre Dame, 6-4 228.
11. **NO CHOICE**
Choice to Detroit for SKIP
BUTLER.
12. **QUENTIN LOWRY**
LB, Youngstown, 6-2, 225.

1980

(Drafted Alternately,
23rd, 24th and 25th)

1. **NO CHOICE**
Choice given along with second
round choice to Baltimore for
JOHN DUTTON.
2. **NO CHOICE**
Choice given along with first
round choice to Baltimore for
JOHN DUTTON.
3. (A) **BILL ROE**
LB, Colorado, 6-3, 220. Choice
from Chicago for GOLDEN
RICHARDS.
- (B) **JAMES JONES**
RB, Mississippi State, 5-10, 200.
4. **KURT PETERSEN**
DL, Missouri, 6-5, 255.
5. **GARY HOGEBOOM**
QB, Central Michigan, 6-4, 195.
6. **TIMMY NEWSOME**
RB, Winston-Salem St., 6-1, 228.
7. **LESTER BROWN**
RB, Clemson, 5-11, 176.
8. **LARRY SAVAGE**
LB, Michigan State, 6-3, 225.
9. **JACKIE FLOWERS**
WR, Florida State, 6-0, 194.
10. **MATTHEW TEAGUE**
DE, Prairie View A & M, 6-4, 238.
11. **GARY PADJEN**
LB, Arizona State, 6-1, 238.
12. **NORM WELLS**
DT, Northwestern, 6-5, 249.

1981

(Drafted Alternately, 25th and 26th)

- HOWARD RICHARDS**
T, Missouri, 6-5, 255.
- DOUG DONLEY**
WR, Ohio St., 6-0, 180.
- GLEN TITENSOR**
DL, Brigham Young, 6-4, 250.
- (A) SCOTT PELLUER**
LB, Wash. St., 6-1, 213.—(Choice from San Francisco for THOMAS HENDERSON)
- (B) DERRIE NELSON**
LB, Nebraska, 6-2, 217.
- DANNY SPRADLIN**
LB, Tennessee, 6-1, 229.
- VINCE SKILLINGS**
DB, Ohio St., 5-11, 176.
- (A) RON FELLOWS**
DB, Missouri, 5-11, 165. — (Choice from Tampa Bay for DAVE STALLS)
- (B) KEN MILLER**
DB, East. Michigan, 5-11, 180.
- PAUL PIUROWSKI**
LB, Florida St., 6-2, 219.
- MIKE WILSON**
WR, Wash. St., 6-3, 202.
- PAT GRAHAM**
DT, California, 6-3, 257.
- TIM MORRISON**
G, Georgia, 6-3, 258.
- NATE LUNDY**
WR, Indiana, 6-0, 169.

1982

(Drafted 26th)

- ROD HILL**
CB, Kentucky State, 6-0, 185.
- JEFF ROHRER**
LB, Yale, 6-3, 224.
- JIM ELIOPULOS**
LB, Wyoming, 6-3, 229.
- (A) BRIAN CARPENTER**
CB, Michigan, 5-10, 166. (Choice from Tampa Bay for DAVE STALLS)
- (B) MONTY HUNTER**
S, Salem College, 6-0, 201.
- PHIL POZDERAC**
T, Notre Dame, 6-9, 260.
- (A) KEN HAMMOND**
G, Vanderbilt, 6-4, 270. (Choice from Cleveland for BRUCE HUTHER)
- (B) CHARLES DAUM**
DL, Cal Poly-SLO, 6-6, 241.
- BILL PURIFYO**
DL, Tulsa, 6-7, 249.
- (A) GEORGE PEOPLES**
RB, Auburn, 6-0, 211. (Choice from Denver through Buffalo for WADE MANNING)

(B) DWIGHT SULLIVAN

RB, North Carolina State, 6-0, 205.

- JOE GARY**
DL, UCLA, 6-5, 273.
- TODD ECKERSON**
T, North Carolina State, 6-4, 263.
- (A) GEORGE THOMPSON**
WR, Albany State (Ga.), 6-3, 209. (Choice from Tampa Bay for AARON MITCHELL)
- (B) MICHAEL WHITING**
RB, Florida State, 6-1, 210.
- RICH BURTNESSE**
G, Montana 6-4, 257.

1983

(Drafted Alternately 23rd, 24th, 21st and 22nd)

- JIM JEFFCOAT**
DE, Arizona State, 6-5, 260.
- MIKE WALTER**
LB, Oregon, 6-3, 230.
- BRYAN CALDWELL**
DE, Arizona State, 6-4, 248.
- CHRIS FAULKNER**
TE, Florida, 6-4, 257.
- CHUCK McSWAIN**
RB, Clemson, 6-0, 190.
- REGGIE COLLIER**
QB, Southern Mississippi, 6-3, 207.
- CHRIS SCHULTZ**
T, Arizona, 6-8, 259.
- LAWRENCE RICKS**
RB, Michigan, 5-9, 194.
- AL GROSS**
S, Arizona, 6-3, 186.
- ERIC MORAN**
T, Washington, 6-5, 282.
- DAN TAYLOR**
T, Idaho State, 6-3, 258.
- LORENZO BOUIER**
RB, Maine, 6-0, 209.

1984

(Drafted Alternately, 25th, 26th)

- BILLY CANNON**
LB, Texas A&M, 6-4, 235.
- VICTOR SCOTT**
DB, Colorado, 6-0, 192. (From Houston, thru Minnesota, for BUTCH JOHNSON)
- FRED CORNWELL**
TE, USC, 6-6, 236.
- STEVE DeOSSIE**
LB, Boston College, 6-2, 250.
- (A) STEVE PELLUER**
QB, Washington, 6-4, 204. (From Tampa Bay for DANNY SPRADLIN)

(B) NORM GRANGER

RB, Iowa, 5-9, 217.

- (A) EUGENE LOCKHART**
LB, Houston, 6-2, 228. (From Chicago for JAY SALDI)
- (B) JOE LEVELIS**
OG, Iowa, 6-3, 270.
- ED MARTIN**
LB, Indiana State, 6-3, 218.
- MIKE REVELL**
RB, Bethune Cookman, 5-11, 197.
- (A) JOHN HUNT**
OL, Florida, 6-4, 262. (From Colts for RAUL ALLEGRE)
- (B) NEAL MAUNE**
OL, Notre Dame, 6-4, 249.
- BRIAN SALONEN**
TE, Montana, 6-3, 227.
- DOWE AUGHTMAN**
DL, Auburn, 6-2, 272.
- CARL LEWIS**
WR, Houston, 6-3, 187.

1985

(Drafted Alternately, 17th, 16th, 20th, 19th, 18th)

- KEVIN BROOKS**
DE, Michigan, 6-7, 265
- JESSE PENN**
LB, Virginia Tech, 6-3, 255
- CRAWFORD KER**
G, Florida, 6-4, 290
- ROBERT LAVETTE**
RB, Georgia Tech, 5-11, 195
- (A) HERSCHEL WALKER**
RB, Georgia, 6-1, 224 (from Houston for Butch Johnson)
- (B) MATT DARWIN**
C/G, Texas A&M, 6-4, 265 (from Cleveland thru Buffalo for Rod Hill)
- (A) KURT PLOEGER**
DT, Gustavus Adolphus, 6-5, 250 (from Indianapolis for Steve Wright)
- (B) MATT MORAN**
C/G, Stanford, 6-4, 265
- (A) KARL POWE**
WR, Alabama State, 6-2, 175 (from San Diego thru Kansas City for Lawrence Ricks)
- (B) JIM HERRMANN**
DE, Brigham Young, 6-6, 265
- LEON GONZALEZ**
WR, Bethune-Cookman, 5-10, 160
- SCOTT STRASBURGER**
LB, Nebraska, 6-1, 220
- JOE JONES**
TE, Virginia Tech, 6-4, 245
- NEAL DELLOCONO**
LB, UCLA, 6-1, 220
- KARL JORDAN**
LB, Vanderbilt, 6-2, 245



THE OPPONENTS

ED JONES

Atlanta Falcons

(Dallas Leads Series, 7-1)

Year	Site	Winner-Score	Att.
1966	Atlanta	Dallas, 47-14	56,990
1967	Dallas	Dallas, 37-7	54,751
1969	Atlanta	Dallas, 24-17	54,833
1970	Dallas	Dallas, 13-0	53,611
1974	Atlanta	Dallas, 24-0	52,322
1976	Atlanta	Atlanta, 17-10	54,972
1978†	Dallas	Dallas, 27-20	60,338
1981†	Atlanta	Dallas, 30-27	60,022

1985 Oct. 27 at Dallas

†NFC Divisional Playoffs

ATLANTA FALCONS

'84 Results (4-12)	'85 Schedule
36 @ N. Orleans 28	Sept. 8—Detroit
24 Detroit (OT) 27	Sept. 15—@ S. F.
20 @ Minnesota 27	Sept. 22—Denver
42 Houston 10	Sept. 29—@ Rams
5 @ S. Fran. 14	Oct. 6—S. Fran.
30 @ L.A. Rams 28	Oct. 13—@ Seattle
7 N.Y. Giants 19	Oct. 20—N. O.
10 L.A. Rams 24	Oct. 27—@ DAL.
10 @ Pittsburgh 35	Nov. 3—Washington
14 @ Washington 27	Nov. 10—@ Phila.
13 New Orleans 17	Nov. 17—Rams
7 Cleveland 23	Nov. 24—@ Chicago
14 @ Cincinnati 35	Dec. 1—Raiders
17 San Francisco 35	Dec. 8—@ K. C.
6 @ Tampa Bay 23	Dec. 15—Minnesota
26 Philadelphia 10	Dec. 22—@ N. O.
281 382	

Buffalo Bills

(Dallas Leads Series, 3-1)

Year	Site	Winner-Score	Att.
1971	Buffalo	Dallas, 49-37	46,206
1976	Dallas	Dallas, 17-10	51,779
1981	Dallas	Dallas, 27-14	62,583
1984	Buffalo	Buffalo, 14-3	74,391

Cincinnati Bengals

(Dallas Leads Series, 2-0)

Year	Site	Winner-Score	Att.
1973	Dallas	Dallas, 38-10	58,802
1979	Dallas	Dallas, 38-13	63,179

1985 Dec. 8 at Cincinnati

CINCINNATI BENGALS

'84 Results (8-8)	'85 Schedule
17 @ Denver 27	Sept. 8—Seattle
22 Kansas City 20	Sept. 15—@ St. L.
23 @ N.Y. Jets 43	Sept. 22—San Diego
14 L.A. Rams 24	Sept. 30—@ Pitts.
17 @ Pittsburgh 38	Oct. 6—N.Y. Jets
13 Houston 3	Oct. 13—N.Y. Gts.
14 @ N. Eng. 20	Oct. 20—@ Hous.
12 Cleveland 9	Oct. 27—Pittsburgh
31 @ Houston 13	Nov. 3—@ Buffalo
17 @ San Fran. 23	Nov. 10—Cleveland
22 Pittsburgh 20	Nov. 17—@ Raiders
6 Seattle 26	Nov. 24—@ Cleve.
35 Atlanta 14	Dec. 1—Houston
20 @ Cleve. (OT) 17	Dec. 8—DALLAS
24 @ N. Orleans 21	Dec. 15—@ Wash.
52 Buffalo 21	Dec. 22—@ N. E.
339 339	

Chicago Bears

(Dallas Leads Series, 8-3)

Year	Site	Winner-Score	Att.
1960	Chicago	Chicago, 17-7	39,951
1962	Dallas	Chicago, 34-33	12,692
1964	Chicago	Dallas, 24-10	47,527
1968	Chicago	Dallas, 34-3	46,667
1971	Chicago	Chicago, 23-19	55,049
1973	Chicago	Dallas, 20-17	55,701
1976	Dallas	Dallas, 31-21	61,346
1977*	Dallas	Dallas, 37-7	62,920
1979	Dallas	Dallas, 24-20	64,056
1981	Dallas	Dallas, 10-9	63,499
1984	Chicago	Dallas, 23-14	63,623

1985 Nov. 17 at Dallas

*NFC Divisional Playoffs

CHICAGO BEARS

'84 Results (10-6)	'85 Schedule
34 Tampa Bay 14	Sept. 8—Tampa Bay
27 Denver 0	Sept. 15—N. Eng.
9 @ Green Bay 7	Sept. 19—@ Minn.
9 @ Seattle 38	Sept. 29—Wash.
14 Dallas 23	Oct. 6—@ T. Bay
20 New Orleans 7	Oct. 13—@ S. F.
21 @ St. Louis 38	Oct. 21—Green Bay
44 @ Tampa Bay 9	Oct. 27—Minnesota
16 Minnesota 7	Nov. 3—@ G. Bay
17 L.A. Raiders 6	Nov. 10—Detroit
13 @ L.A. Rams 29	Nov. 17—@ DAL.
16 Detroit 14	Nov. 24—Atlanta
34 @ Minnesota 3	Dec. 2—@ Miami
7 @ San Diego 20	Dec. 8—Indianapolis
14 Green Bay 20	Dec. 14—@ N.Y.J.
30 @ Detroit 13	Dec. 22—@ Detroit
325 248	

Cleveland Browns

(Cleveland Leads Series, 15-8)

Year	Site	Winner-Score	Att.
1960	Dallas	Cleve., 48-7	28,500
1961	Cleve.	Cleve., 25-7	43,638
1961	Dallas	Cleve., 38-17	23,500
1962	Cleve.	Cleve., 19-10	44,040
1962	Dallas	Dallas, 45-21	24,226
1963	Dallas	Cleve., 41-24	28,710
1963	Cleve.	Cleve., 27-17	55,096
1964	Cleve.	Cleve., 27-6	72,062
1964	Dallas	Cleve., 20-16	37,456
1965	Cleve.	Cleve., 23-17	80,451
1965	Dallas	Cleve., 24-17	76,251
1966	Cleve.	Cleve., 30-21	84,721
1966	Dallas	Dallas, 26-14	80,259
1967	Cleve.	Dallas, 21-14	81,039
1967*	Dallas	Dallas, 52-14	70,786
1968	Dallas	Dallas, 28-7	68,733
1968*	Cleve.	Cleve., 31-20	81,497
1969	Cleve.	Cleve., 42-10	84,850
1969*	Dallas	Cleve., 38-14	69,321
1970	Cleve.	Dallas, 6-2	75,458
1974	Dallas	Dallas, 41-17	48,754
1979	Cleve.	Cleve., 26-7	80,123
1982	Dallas	Dallas, 31-14	46,267

1985 Sept. 22 at Dallas

*Eastern Conference Championship Game

CLEVELAND BROWNS

'84 Results (5-11)

0	@ Seattle
17	@ L.A. Rams
14	Denver
20	Pittsburgh
6	@ Kansas City
16	New England
20	N.Y. Jets
9	@ Cincinnati
14	New Orleans
13	@ Buffalo
7	San Francisco
23	@ Atlanta
27	Houston
17	Cinci. (OT)
20	@ Pittsburgh
27	@ Houston
250	

'85 Schedule

Sept. 8—St. Louis
Sept. 16—Pitts.
Sept. 22—@ DAL.
Sept. 29—@ S. D.
Oct. 6—N. Eng.
Oct. 13—@ Hous.
Oct. 20—Raiders
Oct. 27—Washington
Nov. 3—@ Pitts.
Nov. 10—@ Cinci.
Nov. 17—Buffalo
Nov. 24—Cincinnati
Dec. 1—@ N.Y. G.
Dec. 8—@ Seattle
Dec. 15—Houston
Dec. 22—@ N.Y. J.

Denver Broncos

(Dallas Leads Series, 3-1)

Year	Site	Winner-Score	Att.
1973	Denver	Dallas, 22-10	51,706

Denver Broncos Cont.

1977	Dallas	Dallas, 14-6	63,752
1978*	N. Orleans	Dallas, 27-10	76,400
1980	Denver	Denver, 41-20	74,919

*Super Bowl XII, Jan. 15, 1978

Detroit Lions

(Dallas Leads Series, 6-2)

Year	Site	Winner-Score	Att.
1960	Detroit	Detroit, 23-14	43,272
1963	Dallas	Dallas, 17-14	27,264
1968	Dallas	Dallas, 59-13	61,382
1970*	Dallas	Dallas, 5-0	73,167
1972	Dallas	Dallas, 28-24	65,378
1975	Detroit	Dallas, 36-10	79,784
1977	Dallas	Dallas, 37-0	63,160
1981	Detroit	Detroit, 27-24	79,694

1985 Sept. 15 at Detroit

*Divisional Playoff Game

DETROIT LIONS

'84 Rsults. (4-11-1)

27	San Francisco
27	@ Atl. (OT)
17	@ T. Bay
28	Minnesota
24	@ San Diego
7	Denver
13	T. Bay (OT)
16	@ Minnesota
9	@ Green Bay
23	Phila. (OT)
14	@ Washington
14	@ Chicago
31	Green Bay
17	@ Seattle
3	L.A. Raiders
13	Chicago
283	

'85 Schedule

Sept. 8—@ Atlanta
Sept. 15—DALLAS
Sept. 22—@ Indpls.
Sept. 29—T. Bay
Oct. 6—@ G. Bay
Oct. 13—@ Wash.
Oct. 20—S. Fran.
Oct. 27—Miami
Nov. 3—@ Minn.
Nov. 10—@ Chi.
Nov. 17—Minnesota
Nov. 24—@ T. Bay
Nov. 28—N.Y. Jets
Dec. 8—@ N. Eng.
Dec. 15—Green Bay
Dec. 22—Chicago

Green Bay Packers

(Green Bay Leads Series, 8-5)

Year	Site	Winner-Score	Att.
1960	Green Bay	Gr. Bay, 41-7	32,294
1964	Dallas	Gr. Bay, 45-21	44,975
1965	Milw.	Gr. Bay, 13-3	48,311
1966*	Dallas	Gr. Bay, 34-27	75,504
1967*	Green Bay	Gr. Bay, 21-17	50,861
1968	Dallas	Gr. Bay, 28-17	74,604

Continued

Green Bay Packers Cont.

1970	Dallas	Dallas, 16-3	67,182
1972	Milw.	Gr. Bay, 16-14	47,103
1975	Dallas	Gr. Bay, 19-17	64,934
1978	Milw.	Dallas, 42-14	55,256
1980	Milw.	Dallas, 28-7	54,776
1982*	Dallas	Dallas, 37-26	63,972
1984	Dallas	Dallas, 20-6	64,222

*NFL Championship Game

**Super Bowl Tournament

Houston Oilers

(Dallas Leads Series, 3-1)

Year	Site	Winner-Score	Att.
1970	Dallas	Dallas, 52-10	50,504
1974	Houston	Dallas, 10-0	49,775
1979	Dallas	Houston, 30-24	63,897
1982	Houston	Dallas, 37-7	51,808

1985 Sept. 29 at Houston

HOUSTON OILERS

'84 Results (3-13)

14	L.A. Raiders	24
21	Indianapolis	35
14	@ San Diego	31
10	@ Atlanta	42
10	New Orleans	27
3	@ Cincinnati	13
10	@ Miami	28
21	San Francisco	34
13	Cincinnati	31
7	@ Pittsburgh	35
17	@ Kansas City	16
31	N.Y. Jets	20
10	@ Cleveland	27
23	Pitts. (OT)	20
16	@ L.A. Rams	27
20	Cleveland	27
240		437

'85 Schedule

Sept. 8—Miami
Sept. 15—@ Wash.
Sept. 22—@ Pitts.
Sept. 29—DALLAS
Oct. 6—@ Denver
Oct. 13—Cleveland
Oct. 20—Cincinnati
Oct. 27—@ St. L.
Nov. 3—Kansas City
Nov. 10—@ Buffalo
Nov. 17—Pittsburgh
Nov. 24—San Diego
Dec. 1—@ Cinci.
Dec. 8—N.Y. Gts.
Dec. 15—@ Cleve.
Dec. 22—@ Indpls.



Indianapolis Colts

(Dallas Leads Series, 6-3)

Year	Site	Winner-Score	Att.
1960	Dallas	Balt., 45-7	25,500
1967	Balt.	Balt., 23-17	60,238
1969	Dallas	Dallas, 27-10	63,191
1970†	Miami	Balt., 16-13	80,055
1972	Balt.	Dallas, 21-0	58,992
1976	Dallas	Dallas, 30-27	64,237
1978	Dallas	Dallas, 38-0	64,224
1981	Balt.	Dallas, 37-13	54,871
1984	Dallas	Dallas, 22-3	58,724

†Super Bowl Jan. 17, 1971

Kansas City Chiefs

(Dallas Leads Series, 2-1)

Year	Site	Winner-Score	Att.
1970	Kan. City	Dallas, 27-16	51,158
1975	Dallas	Kan. City, 34-31	63,539
1983	Dallas	Dallas, 41-21	64,103

L. A. Rams

(Dallas Leads Series, 10-9)

Year	Site	Winner-Score	Att.
1960	Dallas	L.A., 38-13	16,000
1962	L.A.	Dallas, 27-17	26,907
1967	Dallas	L.A., 35-13	75,229
1969	L.A.	L.A., 24-23	79,105
1971	Dallas	Dallas, 28-21	66,595
1973	L.A.	L.A., 37-31	81,428
1973†	Dallas	Dallas, 27-16	64,291
1975	Dallas	Dallas, 18-7	49,091
1975‡	L.A.	Dallas, 37-7	84,483
1976†	Dallas	L.A., 14-12	62,436
1978	L.A.	L.A., 27-14	65,749
1978‡	L.A.	Dallas, 28-0	67,470
1979	Dallas	Dallas, 30-6	64,462
1979†	Dallas	L.A., 21-19	64,792
1980	L.A.	L.A., 38-14	62,548
1980§	Dallas	Dallas, 34-13	64,533
1981	Dallas	Dallas, 29-17	64,649
1983§	Dallas	L.A., 24-17	43,521
1984	L.A.	Dallas, 20-13	65,403

§Wild Card Game

†Divisional Playoff Game

‡NFC Championship Game

L. A. Raiders

(L.A. Leads Series, 2-1)

Year	Site	Winner-Score	Att.
1974	Oakland	Oakland, 27-23	45,850
1980	Oakland	Dallas, 19-13	53,194
1983	Dallas	L.A., 40-38	64,991

Miami Dolphins

(Miami Leads Series, 3-2)

Year	Site	Winner-Score	Att.
1971*	N. Orleans	Dallas, 24-3	81,035
1973	Dallas	Miami, 14-7	64,100
1978	Miami	Miami, 23-16	69,414
1981	Dallas	Dallas, 28-27	64,221
1984	Miami	Miami, 28-21	74,139

*Super Bowl VI, Jan. 16, 1972

Minnesota Vikings

(Dallas Leads Series, 10-5)

Year	Site	Winner-Score	Att.
1961	Dallas	Dallas, 21-7	20,500
1961	Minn.	Dallas, 28-0	33,070
1966	Dallas	Dallas, 28-17	64,116
1968	Dallas	Dallas, 20-7	47,644
1970	Minn.	Minn., 54-13	47,900
1971*	Minn.	Dallas, 20-12	49,100
1973†	Dallas	Minn., 27-10	64,524
1974	Dallas	Minn., 23-21	57,847
1975*	Minn.	Dallas, 17-14	48,341
1977	Minn.	Dallas, 16-10(OT)	47,678
1977†	Dallas	Dallas, 23-6	61,968
1978	Dallas	Minn., 21-10	61,848
1979	Minn.	Dallas, 36-20	47,572
1982	Minn.	Minn., 31-27	60,007
1983	Minn.	Dallas, 37-24	60,774

*Divisional Playoff Game

†NFC Championship Game

New England Patriots

(Dallas Leads Series, 5-0)

Year	Site	Winner-Score	Att.
1971	Dallas	Dallas, 44-21	65,708
1975	N. Eng.	Dallas, 34-31	60,905

New England Patriots Cont.

1978	Dallas	Dallas, 17-10	63,263
1981	N. Eng.	Da'l as, 35-21	60,311
1984	Dallas	Dallas, 20-17	55,341

New Orleans Saints

(Dallas Leads Series, 11-1)

Year	Site	Winner-Score	Att.
1967	Dallas	Dallas, 14-10	52,562
1967	N. O.	Dallas, 27-10	83,437
1968	N. O.	Dallas, 17-3	84,728
1969	N. O.	Dallas, 21-17	79,567
1969	Dallas	Dallas, 33-17	68,282
1971	N. O.	N. O., 24-14	83,088
1973	Dallas	Dallas, 40-3	53,972
1976	N. O.	Dallas, 24-6	61,413
1978	Dallas	Dallas, 27-7	57,920
1982	Dallas	Dallas, 21-7	64,506
1983	Dallas	Dallas, 21-20	62,136
1984	Dallas	Dallas, 30-27(OT)	50,966

New York Giants

(Dallas Leads Series, 30-13-2)

Year	Site	Winner-Score	Att.
1960	New York	Tie, 31-31	55,033
1961	Dallas	New York, 31-10	41,500
1961	New York	Dallas, 17-16	60,254
1962	Dallas	New York, 41-10	45,668
1962	New York	New York, 41-31	62,694
1963	New York	New York, 37-21	62,889
1963	Dallas	New York, 34-27	29,635
1964	Dallas	Tie, 13-13	33,225
1964	New York	Dallas, 31-21	63,031
1965	Dallas	Dallas, 31-2	59,366
1965	New York	Dallas, 38-20	62,871
1966	Dallas	Dallas, 52-7	60,010
1966	New York	Dallas, 17-7	62,735
1967	Dallas	Dallas, 38-24	66,209
1968	Dallas	New York, 27-21	72,163
1968	New York	Dallas, 28-10	62,617
1969	Dallas	Dallas, 25-3	58,964
1970	Dallas	Dallas, 28-10	57,236
1970	New York	New York, 23-20	62,938
1971	Dallas	Dallas, 20-13	68,378
1971	New York	Dallas, 42-14	62,815
1972	New York	Dallas, 23-14	62,725
1972	Dallas	New York, 23-3	64,602

Continued



New York Giants Cont.

1973	Dallas	Dallas, 45-28	64,898
1973	N. Haven	Dallas, 23-10	70,128
1974	Dallas	New York, 14-6	46,353
1974	N. Haven	Dallas, 21-7	61,191
1975	New York	Dallas, 13-7	56,511
1975	Dallas	Dallas, 14-3	53,329
1976	New York	Dallas, 24-14	76,042
1976	Dallas	Dallas, 9-3	58,870
1977	Dallas	Dallas, 41-21	64,215
1977	New York	Dallas, 24-10	74,532
1978	New York	Dallas, 34-24	73,265
1978	Dallas	Dallas, 24-3	64,869
1979	New York	Dallas, 16-14	76,490
1979	Dallas	Dallas, 28-7	63,787
1980	Dallas	Dallas, 24-3	59,126
1980	New York	New York, 38-35	68,343
1981	Dallas	Dallas, 18-10	63,449
1981	New York	N.Y., 13-10 (OT)	73,009
1983	Dallas	Dallas, 28-13	62,347
1983	New York	Dallas, 38-20	76,142
1984	New York	New York, 28-7	75,921
1984	Dallas	New York, 19-7	60,235
1985	Oct. 6 at New York		
1985	Dec. 15 at Dallas		

NEW YORK GIANTS

'84 Results (9-7)

28	Philadelphia	27
28	Dallas	7
14	@ Wash.	30
17	Tampa Bay	14
12	@ L.A. Rams	33
10	San Francisco	31
19	@ Atlanta	7
10	@ Phila.	24
37	Washington	13
19	@ Dallas	7
17	@ Tampa Bay	20
16	St. Louis	10
28	Kansas City	27
20	@ N.Y. Jets	10
21	@ St. Louis	31
3	New Orleans	10
299		301

'85 Schedule

Sept. 8—Phila.
Sept. 15—@ G. Bay
Sept. 22—St. Louis
Sept. 29—@ Phila.
Oct. 6—DALLAS
Oct. 13—@ Cinci.
Oct. 20—Wash.
Oct. 27—@ N. O.
Nov. 3—Tampa Bay
Nov. 10—L.A. Rams
Nov. 18—@ Wash.
Nov. 24—@ St. L.
Dec. 1—Cleveland
Dec. 8—@ Houston
Dec. 15—@ DAL.
Dec. 21—Pittsburgh

New York Jets

(Dallas Leads Series, 3-0)

Year	Site	Winner-Score	Att.
1971	Dallas	Dallas, 52-10	66,689
1975	New York	Dallas, 31-21	37,279
1978	New York	Dallas, 30-7	52,532

Philadelphia Eagles

(Dallas Leads Series, 33-16)

Year	Site	Winner-Score	Att.
1960	Dallas	Phil., 27-25	18,500
1961	Dallas	Phil., 43-7	25,000
1961	Phil.	Phil., 35-13	60,127
1962	Dallas	Dallas, 41-19	18,645
1962	Phil.	Phil., 28-14	58,070
1963	Phil.	Phil., 24-21	60,671
1963	Dallas	Dallas, 27-20	23,694
1964	Dallas	Phil., 17-14	55,972
1964	Phil.	Phil., 24-14	60,671
1965	Dallas	Phil., 35-24	56,249
1965	Phil.	Dallas, 21-19	54,714
1966	Dallas	Dallas, 56-7	69,372
1966	Phil.	Phil., 24-23	60,658
1967	Phil.	Phil., 21-14	60,740
1967	Dallas	Dallas, 38-17	55,834
1968	Phil.	Dallas, 45-13	60,858
1968	Dallas	Dallas, 34-14	72,083
1969	Phil.	Dallas, 38-7	60,658
1969	Dallas	Dallas, 49-14	71,509
1970	Phil.	Dallas, 17-7	59,728
1971	Dallas	Dallas, 21-17	55,736
1971	Phil.	Dallas, 42-7	65,358
1971	Dallas	Dallas, 20-7	60,178
1972	Dallas	Dallas, 28-6	55,850
1972	Phil.	Dallas, 28-7	65,720
1973	Phil.	Phil., 30-16	65,954
1973	Dallas	Dallas, 31-10	61,985
1974	Phil.	Phil., 13-10	64,088
1974	Dallas	Dallas, 31-24	43,586
1975	Phil.	Dallas, 20-17	64,889
1975	Dallas	Dallas, 27-17	57,893
1976	Dallas	Dallas, 27-7	54,052
1976	Phil.	Dallas, 26-7	55,072
1977	Phil.	Dallas, 16-10	65,507
1977	Dallas	Dallas, 24-14	67,289
1978	Dallas	Dallas, 14-7	60,525
1978	Phil.	Dallas, 31-13	64,667
1979	Dallas	Phil., 31-21	62,417
1979	Phil.	Dallas, 24-17	71,434

Continued

Philadelphia Eagles Cont.

1980	Phil.	Phil., 17-10	70,696
1980	Dallas	Dallas, 35-27	62,548
1981†	Phil.	Phil., 20-7	70,696
1981	Phil.	Dallas, 17-14	72,111
1981	Dallas	Dallas, 21-10	64,955
1982	Dallas	Phil., 24-20	46,199
1983	Dallas	Dallas, 37-7	63,070
1983	Phil.	Dallas, 27-20	71,236
1984	Dallas	Dallas, 23-17	64,521
1984	Phil.	Dallas, 26-10	65,322

1985 Oct. 20 at Philadelphia

1985 Nov. 24 at Dallas

†NFC Championship Game

Pittsburgh Steelers Cont.

1966	Pitts.	Dallas, 20-7	42,185
1967	Pitts.	Dallas, 24-21	39,641
1968	Dallas	Dallas, 28-7	55,069
1969	Pitts.	Dallas, 10-7	24,990
1972	Dallas	Dallas, 17-13	65,682
1975*	Miami	Pitts., 21-17	80,187
1977	Pitts.	Pitts., 28-13	49,761
1978†	Miami	Pitts., 35-31	78,656
1979	Pitts.	Pitts., 14-3	50,199
1982	Dallas	Pitts., 36-28	63,431

1985 Oct. 13 at Dallas

*Super Bowl X, Jan. 18, 1976

†Super Bowl XIII, Jan. 21, 1979

PHILADELPHIA EAGLES

'84 Rslts. (6-9-1)

27	@ N.Y. Gts.	28
19	Minnesota	17
17	@ Dallas	23
9	San Francisco	21
0	@ Washington	20
27	@ Buffalo	17
16	Indianapolis	7
24	N.Y. Giants	10
14	St. Louis	34
23	@ Det. (OT)	23
23	@ Miami	24
16	Washington	10
16	@ St. Louis	17
10	Dallas	26
27	New England	17
10	@ Atlanta	26
278		320

'85 Schedule

Sept. 8—@ N.Y. G.
Sept. 15—L. A. Rams
Sept. 22—@ Wash.
Sept. 29—N.Y. Gts.
Oct. 6—@ N. O.
Oct. 13—@ St. L.
Oct. 20—DALLAS
Oct. 27—Buffalo
Nov. 3—@ S. F.
Nov. 10—Atlanta
Nov. 17—St. Louis
Nov. 24—@ DAL.
Dec. 1—Minnesota
Dec. 8—Washington
Dec. 15—@ S. D.
Dec. 22—@ Minn.

PITTSBURGH STEELERS

'84 Results (9-7)

27	Kansas City	37
23	@ N.Y. Jets	17
24	L. A. Rams	14
10	@ Cleveland	20
38	Cincinnati	17
7	Miami	31
20	@ S. Fran.	17
16	@ Indpls.	17
35	Atlanta	10
35	Houston	7
20	@ Cincinnati	22
24	@ N. Orleans	27
52	San Diego	24
20	@ Hous. (OT)	23
23	Cleveland	20
13	@ Raiders	7
387		310

'85 Schedule

Sept. 8—Indpls.
Sept. 16—@ Cleve.
Sept. 22—Houston
Sept. 30—Cinci.
Oct. 6—@ Miami
Oct. 13—@ DAL.
Oct. 20—St. Louis
Sept. 22—@ Cinci.
Nov. 3—Cleveland
Nov. 10—@ K. C.
Nov. 17—@ Houston
Nov. 24—Washington
Dec. 1—Denver
Dec. 5—@ S. D.
Dec. 15—Buffalo
Dec. 21—@ N.Y. G.

Pittsburgh Steelers

(Pittsburgh Leads Series, 12-10)

Year	Site	Winner-Score	Att.
1960	Dallas	Pitts., 35-28	30,000
1961	Dallas	Dallas, 27-24	23,500
1961	Pitts.	Pitts., 37-7	17,519
1962	Dallas	Pitts., 30-28	19,478
1962	Pitts.	Dallas, 42-27	23,106
1963	Pitts.	Pitts., 27-21	19,047
1963	Dallas	Pitts., 24-19	24,136
1964	Pitts.	Pitts., 23-17	35,594
1964	Dallas	Dallas, 17-14	35,271
1965	Pitts.	Pitts., 22-13	37,804
1965	Dallas	Dallas, 24-17	57,293
1966	Dallas	Dallas, 52-21	58,453

Continued

St. Louis Cardinals

(Dallas Leads Series, 28-16-1)

Year	Site	Winner-Score	Att.
1960	St. Louis	St. Louis, 12-10	23,128
1961	Dallas	St. Louis, 31-17	20,500
1961	St. Louis	St. Louis, 31-13	15,384
1962	Dallas	St. Louis, 28-24	16,027
1962	St. Louis	St. Louis, 52-20	14,201
1963	Dallas	St. Louis, 34-7	36,432
1963	St. Louis	Dallas, 28-24	12,695
1964	Dallas	St. Louis, 16-6	36,605
1964	St. Louis	Dallas, 31-13	28,253
1965	St. Louis	St. Louis, 20-13	32,034
1965	Dallas	Dallas, 27-13	38,499
1966	St. Louis	Tie, 10-10	50,673
1966	Dallas	Dallas, 31-17	76,965

Continued

St. Louis Cardinals Cont.

1967	Dallas	Dallas, 46-21	68,787
1968	Dallas	Dallas, 27-10	48,296
1969	Dallas	Dallas, 24-3	62,134
1970	St. Louis	St. Louis, 20-7	50,780
1970	Dallas	St. Louis, 38-0	69,323
1971	St. Louis	Dallas, 16-13	50,486
1971	Dallas	Dallas, 31-12	66,672
1972	Dallas	Dallas, 33-24	65,218
1972	St. Louis	Dallas, 27-6	49,787
1973	Dallas	Dallas, 45-10	64,729
1973	St. Louis	Dallas, 30-3	43,946
1974	St. Louis	St. Louis, 31-28	49,885
1974	Dallas	Dallas, 17-14	64,146
1975	Dallas	Dallas, 37-31	52,417
1975	St. Louis	St. Louis, 31-17	49,701
1976	St. Louis	St. Louis, 21-17	50,317
1976	Dallas	Dallas, 19-14	62,498
1977	St. Louis	Dallas, 30-24	50,129
1977	Dallas	St. Louis, 24-17	64,038
1978	Dallas	Dallas, 21-12	62,760
1978	St. Louis	Dallas, 24-21 (OT)	48,991
1979	St. Louis	Dallas, 22-21	50,855
1979	Dallas	Dallas, 22-13	64,300
1980	St. Louis	Dallas, 27-24	50,701
1980	Dallas	Dallas, 31-21	52,567
1981	Dallas	Dallas, 30-17	63,602
1981	St. Louis	St. Louis, 20-17	49,777
1982	St. Louis	Dallas, 24-7	50,705
1983	St. Louis	Dallas, 34-17	48,532
1983	Dallas	Dallas, 35-17	60,764
1984	Dallas	St. Louis, 31-20	61,438
1984	St. Louis	Dallas, 24-17	48,721

1985 Nov. 4 at St. Louis
1985 Nov. 28 at Dallas

ST. LOUIS CARDINALS

'84 Results (9-7)	'85 Schedule
23 @ Green Bay	24 Sept. 8—@ Cleve.
37 Buffalo	27 Sept. 15—Cincinnati
34 @ Indpls.	33 Sept. 22—@ N.Y. G.
24 @ N. Orleans	34 Sept. 29—G. Bay
28 Miami	36 Oct. 7—@ Wash.
31 @ Dallas	20 Oct. 13—Phila.
38 Chicago	21 Oct. 20—@ Pitts.
26 Washington	24 Oct. 27—Houston
34 @ Phila.	14 Nov. 4—DALLAS
13 L.A. Rams	16 Nov. 10—@ T. Bay
17 Dallas	24 Nov. 17—@ Phila.
10 @ N.Y. Gts.	16 Nov. 24—N.Y. Gts.
17 Philadelphia	16 Nov. 28—@ DAL.
33 @ N. Eng.	10 Dec. 8—N. Orleans
21 N.Y. Giants	21 Dec. 15—@ Rams
37 @ Wash.	29 Dec. 21—Washington
423	345

San Francisco 49ers

(Dallas Leads Series, 8-7-1)

Year	Site	Winner-Score	Att.
1960	Dallas	San Fran., 26-14	10,000
1963	San Fran.	San Fran., 31-24	29,563
1965	Dallas	Dallas, 39-31	33,677
1967	San Fran.	San Fran., 24-16	27,182
1969	Dallas	Tie, 24-24	62,348
1970*	San Fran.	Dallas, 17-10	59,625
1971†	Dallas	Dallas, 14-3	66,311
1972	Dallas	San Fran., 31-10	65,124
1972*	San Fran.	Dallas, 30-28	61,214
1974	Dallas	Dallas, 20-14	50,018
1977	San Fran.	Dallas, 42-35	55,848
1979	San Fran.	Dallas, 21-13	56,728
1980	Dallas	Dallas, 59-14	63,399
1981	San Fran.	San Fran., 45-14	57,574
1981†	San Fran.	San Fran., 28-27	60,525
1983	San Fran.	San Fran., 42-17	59,957

1985 Dec. 22 at San Francisco

*Divisional Playoff Game

†NFC Championship Game

SAN FRANCISCO 49ers

'84 Results (15-1)	'85 Schedule
30 @ Detroit	27 Sept. 8—@ Minn.
37 Washington	31 Sept. 15—Atlanta
30 New Orleans	20 Sept. 22—@ Rdrs.
21 @ Phila.	9 Sept. 29—N. Orleans
14 Atlanta	5 Oct. 6—@ Atlanta
31 @ N.Y. Gts.	10 Oct. 13—Chicago
17 Pittsburgh	20 Oct. 20—@ Det.
34 @ Houston	21 Oct. 27—@ Rams
33 @ L.A. Rams	0 Nov. 3—Philadelphia
23 Cincinnati	17 Nov. 11—@ Denver
41 @ Cleveland	7 Nov. 17—K. City
24 Tampa Bay	17 Nov. 25—Seattle
35 @ N. Orleans	3 Dec. 1—@ Wash.
35 @ Atlanta	17 Dec. 9—L.A. Rams
51 Minnesota	7 Dec. 15—@ N. O.
19 L.A. Rams	16 Dec. 22—DALLAS
475	227

San Diego Chargers

(Dallas Leads Series, 2-1)

Year	Site	Winner-Score	Att.
1972	San Diego	Dallas, 34-28	54,476
1980	Dallas	Dallas, 42-31	60,639
1983	San Diego	San Diego, 24-23	46,192

Seattle Seahawks

(Dallas Leads Series, 3-0)

Year	Site	Winner-Score	Att.
1976	Seattle	Dallas, 28-13	62,027
1980	Dallas	Dallas, 51-7	57,540
1983	Seattle	Dallas, 35-10	63,352

Tampa Bay Buccaneers

(Dallas Leads Series, 6-0)

Year	Site	Winner-Score	Att.
1977	Dallas	Dallas, 23-7	55,316
1980	Dallas	Dallas, 28-17	62,750
1981*	Dallas	Dallas, 38-0	64,848
1982	Dallas	Dallas, 14-9	49,578
1982**	Dallas	Dallas, 30-17	65,042
1983	Dallas	Dallas, 27-24 (OT)	63,308

*Divisional Playoff

**Super Bowl Tournament

Washington Redskins

(Dallas Leads Series, 28-20-2)

Year	Site	Winner-Score	Att.
1960	Wash.	Wash., 26-14	21,142
1961	Dallas	Tie, 28-28	17,500
1961	Wash.	Wash., 34-24	21,451
1962	Dallas	Tie, 35-35	15,730
1962	Wash.	Dallas, 38-10	49,888
1963	Wash.	Wash., 21-17	40,101
1963	Dallas	Dallas, 35-20	18,838
1964	Dallas	Dallas, 24-18	25,158
1964	Wash.	Wash., 28-16	49,219
1965	Dallas	Dallas, 27-7	61,577
1965	Wash.	Wash., 34-31	50,205
1966	Wash.	Dallas, 31-30	50,927
1966	Dallas	Wash., 34-31	64,198
1967	Wash.	Dallas, 17-14	50,566
1967	Dallas	Wash., 27-20	75,538
1968	Dallas	Dallas, 29-20	66,076
1968	Wash.	Dallas, 44-24	50,816
1969	Wash.	Dallas, 41-28	50,474
1969	Dallas	Dallas, 20-10	56,924

Continued

Washington Redskins Cont.

1970	Wash.	Dallas, 45-21	50,415
1970	Dallas	Dallas, 34-0	57,936
1971	Dallas	Wash., 20-16	72,000
1971	Wash.	Dallas, 13-0	53,041
1972	Wash.	Wash., 24-20	53,039
1972	Dallas	Dallas, 34-24	65,136
1972*	Wash.	Wash., 26-3	53,129
1973	Wash.	Wash., 14-7	54,314
1973	Dallas	Dallas, 27-7	64,458
1974	Wash.	Wash., 28-21	54,395
1974	Dallas	Dallas, 24-23	63,243
1975	Wash.	Wash, 30-24 (OT)	55,004
1975	Dallas	Dallas, 31-10	61,091
1976	Wash.	Dallas, 20-7	55,004
1976	Dallas	Wash., 27-14	59,916
1977	Dallas	Dallas, 34-16	62,115
1977	Wash.	Dallas, 14-7	55,031
1978	Wash.	Wash., 9-5	55,031
1978	Dallas	Dallas, 37-10	64,905
1979	Wash.	Wash., 34-20	55,031
1979	Dallas	Dallas, 35-34	62,867
1980	Wash.	Dallas, 17-3	55,045
1980	Dallas	Dallas, 14-10	58,809
1981	Wash.	Dallas, 26-10	55,045
1981	Dallas	Dallas, 24-10	64,583
1982	Wash.	Dallas, 24-10	54,633
1982*	Wash.	Wash., 31-17	55,045
1983	Wash.	Dallas, 31-30	55,045
1983	Dallas	Wash., 31-10	65,074
1984	Wash.	Wash., 34-14	55,431
1984	Dallas	Wash., 30-28	64,286

1985 Sept. 9 at Dallas

1985 Nov. 10 at Washington

*NFC Championship Game

WASHINGTON REDSKINS

'84 Results (11-5)

17	Miami	35
31	@ S. Fran.	37
30	N.Y. Giants	14
26	@ N. England	10
20	Philadelphia	0
35	@ Indpls.	7
34	Dallas	14
24	@ St. Louis	26
13	@ N.Y. Gts.	37
27	Atlanta	14
28	Detroit	14
10	@ Phila.	16
41	Buffalo	14
31	@ Minnesota	17
30	@ Dallas	28
29	St. Louis	27
426		

'85 Schedule

Sept. 9	@ DAL.
Sept. 15	—Houston
Sept. 22	—Phila.
Sept. 29	@ Chi.
Oct. 7	—St. Louis
Oct. 13	—Detroit
Oct. 20	@ N.Y. G.
Oct. 27	—@ Cleve.
Nov. 3	—@ Atlanta
Nov. 10	—DALLAS
Nov. 18	—N.Y. Gts.
Nov. 24	—@ Pitts.
Dec. 1	—S. Fran.
Dec. 8	—@ Phila.
Dec. 15	—Cincinnati
Dec. 21	—@ St. L.

The 1984 Season At A Glance

Cowboys 20, L.A. Rams 13 At Los Angeles, September 3

DALLAS 0 7 3 10 — 20
L.A. RAMS 13 0 0 0 — 13

Rams — Dickerson 2 run (Lansford kick)
Rams — FG Lansford 31
Rams — FG Lansford 36
Cowboys — Cosbie 19 pass from Hogeboom (Septien kick)
Cowboys — FG Septien 31
Cowboys — FG Septien 52
Cowboys — Dorsett 7 run (Septien kick)
Attendance — 65,403

Cowboys	Rams
First Downs	26 11
Total Net Yards	436 204
Net Yards Rushing	115 137
Net Yards Passing	321 67
Passes	33-47 11-34
Passes Intercepted by	5 1
Punts-Average	5-34.6 5-40.0
Fumbles-Lost	6-4 0-0
Penalties-Yards	5-46 6-45

Rushing

Cowboys — Dorsett, 25 for 81, 1 touchdown; Newsome, 4 for 16; Hogeboom, 2 for 13; Springs, 3 for 5.

Rams — Dickerson, 21 for 138, 1 touchdown; Ferragamo, 3 for -1.

Passing

Cowboys — Hogeboom, 33 of 47 for 343 yards, 1 touchdown, 1 interception.

Rams — Ferragamo, 11 of 33 for 84 yards, 4 interceptions; Dickerson, 0 of 1, 1 interception.

Receiving

Cowboys — Dorsett, 10 for 66; Donley, 9 for 137; Cosbie, 8 for 99, 1 touchdown; Hill, 2 for 30; Springs, 2 for 2; Phillips, 1 for 6; Newsome, 1 for 3.

Rams — Ellard, 3 for 22; Grant, 2 for 24; Dickerson, 2 for 20; Farmer, 2 for 10; D. Hill, 1 for 5; Guman, 1 for 3.

N.Y. Giants 28, Cowboys 7 At New York, September 9

DALLAS 0 0 7 0 — 7
N.Y. GIANTS 14 7 7 0 — 28

Giants — Williams 62 pass from Simms (Haji-Sheikh kick)
Giants — Manuel 16 pass from Simms (Haji-Sheikh kick)
Giants — Headen 81 fumble return (Haji-Sheikh kick)
Giants — Mowatt 18 pass from Simms (Haji-Sheikh kick)
Cowboys — Cosbie 2 pass from Hogeboom (Septien kick)
Attendance — 75,921

Cowboys Giants

First Downs	23 15
Total Net Yards	344 284
Net Yards Rushing	138 120
Net Yards Passing	206 164
Passes	21-43 10-20
Passes Intercepted by	0 1
Punts-Average	8-39.3 9-41.0
Fumbles-Lost	3-3 2-1
Penalties-Yards	7-61 5-44

Rushing

Cowboys — Dorsett, 15 for 95; Newsome, 4 for 29; Springs, 5 for 14.

Giants — Carpenter, 22 for 87; Morris, 10 for 15; Manuel, 1 for 11; Galbreath, 1 for 8; Simms, 1 for 0; Woolfolk, 2 for -1.

Passing

Cowboys — Hogeboom, 21 of 43 for 242 yards, 1 touchdown, 1 interception.

Giants — Simms, 10 of 20 for 185 yards, 3 touchdowns.

Receiving

Cowboys — Springs, 7 for 59; Renfro, 4 for 78; Newsome, 3 for 50; Donley, 3 for 30; Cosbie, 2 for 13, 1 touchdown; Dorsett, 2 for 12.

Giants — Mowatt, 3 for 47, 1 touchdown; B. Williams, 2 for 72, 1 touchdown; Gray, 2 for 20; Johnson, 1 for 27; Manuel, 1 for 16, 1 touchdown; Woolfolk, 1 for 3.

Cowboys 23, Philadelphia 17 At Dallas, September 16

PHILADELPHIA 0 10 0 7 — 17
DALLAS 3 10 10 0 — 23

Cowboys — FG Septien 47
Cowboys — FG Septien 51
Eagles — Quick 16 pass from Jaworski (McFadden kick)
Cowboys — Springs 25 pass from Hogeboom (Septien kick)
Eagles — FG McFadden 39
Cowboys — FG Septien 30
Cowboys — Donley 9 pass from Renfro (Septien kick)
Eagles — Quick 9 pass from Jaworski (McFadden kick)
Attendance — 64,521

Eagles Cowboys

First Downs	20 21
Total Net Yards	299 447
Net Yards Rushing	56 95
Net Yards Passing	243 352
Passes	22-48 23-41
Passes Intercepted by	0 3
Punts-Average	7-45.6 7-38.7
Fumbles-Lost	0-0 1-0
Penalties-Yards	4-30 8-49

Rushing

Eagles — Montgomery, 14 for 47; Haddix, 4 for 8; Hardy, 1 for 3; Oliver, 1 for -2.

Cowboys — Dorsett, 22 for 66; Springs, 7 for 30; Newsome, 2 for 5; Hogeboom, 1 for 0; Donley, 1 for -1; Smith, 1 for -5.

Passing

Eagles — Jaworski, 22 of 48 for 252 yards, 2 touchdowns, 3 interceptions.

Cowboys — Hogeboom, 22 of 40 for 320 yards, 1 touchdown; Renfro, 1 of 1 for 49 yards, 1 touchdown.

Receiving

Eagles — Spagnola, 8 for 80; Quick, 5 for 62, 2 touchdowns; Woodruff, 3 for 59; Oliver, 2 for 11; Montgomery, 1 for 14; Kab, 1 for 13; Jackson, 1 for 10; Haddix, 1 for 3.

Cowboys — Donley, 5 for 122, 1 touchdown; Springs 5 for 84, 1 touchdown; Renfro, 4 for 68; Cosbie, 4 for 40; Dorsett, 3 for 29; Newsome, 1 for 19; Smith, 1 for 7.

Cowboys 20, Green Bay 6

At Dallas, September 23

GREEN BAY 0 0 6 0 — 6
DALLAS 7 6 0 7 — 20

Cowboys — Newsome 1 run (Septien kick)

Cowboys — FG Septien 3/2

Cowboys — FG Septien 4/2

Packers — R. Brown 5 interception return (kick blocked)

Cowboys — Dorsett 7 run (Septien kick)

Attendance — 64,222

	Packers	Cowboys
First Downs	15	19
Total Net Yards	204	300
Net Yards Rushing	127	100
Net Yards Passing	77	200
Passes	11-35	17-35
Passes Intercepted by	1	4
Punts-Average	9-46.6	11-40.5
Fumbles-Lost	2-0	2-0
Penalties-Yards	7-53	11-91

Rushing

Packers — Clark, 10 for 55; Crouse, 6 for 26; Ellis, 7 for 23; Huckleby 2 for 10; Lofton, 1 for 8; Wright, 2 for 3.

Cowboys — Dorsett, 20 for 44, 1 touchdown; Newsome, 7 for 30, 1 touchdown; Springs, 9 for 25; Hogeboom, 1 for 1.

Passing

Packers — Dickey, 5 of 16 for 64 yards, 1 interception; Wright, 6 of 18 for 57 yards, 3 interceptions; Ellis, 0 of 1.

Cowboys — Hogeboom, 17 of 35 for 230 yards, 1 interception.

Receiving

Packers — Ellis, 3 for 35; Epps, 2 for 34; Jefferson, 2 for 31; West, 1 for 9; Lofton, 1 for 8; Cassidy, 1 for 6; Huckleby, 1 for -2.

Cowboys — Cosbie, 7 for 103; Dorsett, 3 for 35; Donley, 2 for 30; Springs, 2 for 27; Renfro, 2 for 24; Newsome, 1 for 11.

Cowboys 23, Chicago 14

At Chicago, September 30

DALLAS 10 7 3 3 — 23
CHICAGO 7 7 0 0 — 14

Cowboys — FG Septien 4/4

Bears — McMahon 16 run (B. Thomas kick)

Cowboys — Dorsett 68 pass from Hogeboom (Septien kick)

Bears — Payton 20 run (B. Thomas kick)

Cowboys — Newsome 2 run (Septien kick)

Cowboys — FG Septien 3/2

Cowboys — FG Septien 2/3

Attendance — 63,623

	Cowboys	Bears
First Downs	17	26
Total Net Yards	313	400
Net Yards Rushing	59	283
Net Yards Passing	254	117
Passes	18-29	11-23
Passes Intercepted by	1	0
Punts-Average	5-42.6	3-39.3
Fumbles-Lost	1-0	4-1
Penalties-Yards	8-115	8-55

Rushing

Cowboys — Dorsett, 18 for 51; Newsome, 5 for 8, 1 touchdown; Hogeboom 2 for 0.

Bears — Payton, 25 for 155, 1 touchdown; Suhey, 15 for 48; McMahon, 5 for 45, 1 touchdown; Lisch, 1 for 31; C. Thomas, 1 for 4.

Passing

Cowboys — Hogeboom, 18 of 29 for 265 yards, 1 touchdown.

Bears — McMahon, 6 of 14 for 79 yards; Lisch, 5 of 8 for 43 yards, 1 interception; Suhey, 0 of 1.

Receiving

Cowboys — Dorsett, 4 for 80, 1 touchdown; Renfro, 4 for 72; Newsome, 4 for 54; Cosbie, 4 for 48; Donley, 2 for 11.

Bears — McKinnon, 4 for 53; Suhey, 2 for 24; Payton 2 for 16; Gault, 2 for 7; Moorehead, 1 for 22.

St. Louis 31, Cowboys 20

At Dallas, October 7

ST. LOUIS 7 7 17 0 — 31
DALLAS 7 6 0 7 — 20

Cardinals — Marsh 20 pass from Lomax (O'Donoghue kick)

Cowboys — Dorsett 31 run (Septien kick)

Cowboys — FG Septien 3/5

Cardinals — Mitchell 3 run (O'Donoghue kick)

Cowboys — FG Septien 3/6

Cardinals — FG O'Donoghue 2/2

Cardinals — Green 70 pass from Lomax (O'Donoghue kick)

Cardinals — Green 45 pass from Lomax (O'Donoghue kick)

Cowboys — Cornwell 10 pass from D. White (Septien kick)

Attendance — 61,438

	Cardinals	Cowboys
First Downs	23	19
Total Net Yards	477	298
Net Yards Rushing	152	121
Net Yards Passing	325	177
Passes	19-29	18-36
Passes Intercepted by	2	0
Punts-Average	3-45.3	4-41.2
Fumbles-Lost	2-0	2-1
Penalties-Yards	7-75	6-35

Rushing

Cardinals — Anderson, 25 for 110; Mitchell, 5 for 17, 1 touchdown; Ferrell, 4 for 15; Love, 2 for 5; Lomax, 4 for 5; LaFleur, 1 for 0.

Cowboys — Dorsett, 14 for 96, 1 touchdown; Newsome, 3 for 17; Springs, 3 for 8.

Passing

Cardinals — Lomax, 19 of 29 for 354 yards, 3 touchdowns.

Cowboys — Hogeboom, 13 of 28 for 143 yards, 2 interceptions; D. White, 5 of 8 for 55 yards, 1 touchdown.

Receiving

Cardinals — Green, 8 for 189, 2 touchdowns; Tilley, 4 for 82; Ferrell, 3 for 22; LaFleur, 2 for 30; Marsh, 1 for 20, 1 touchdown; Mitchell, 1 for 11.

Cowboys — Donley, 5 for 54; Renfro, 3 for 58; Dorsett, 3 for 25; Springs, 3 for 16; Cornwell, 2 for 23, 1 touchdown; Cosbie, 1 for 13; Newsome, 1 for 9.

Washington 34, Cowboys 14

At Washington October 14

DALLAS	7	0	0	7	— 14
WASHINGTON	7	10	10	7	— 34

Cowboys — Dorsett 29 run (Septien kick)
 Redskins — Coleman 49 interception return (Moseley kick)
 Redskins — Didier 8 pass from Theismann (Moseley kick)
 Redskins — FG Moseley 20
 Redskins — Muhammad 80 pass from Theismann (Moseley kick)
 Redskins — FG Moseley 22
 Redskins — Didier 3 pass from Theismann (Moseley kick)
 Cowboys — Dorsett 6 run (Septien kick)

Attendance — 55,431

	Cowboys	Redskins
First Downs	21	19
Total Net Yards	359	423
Net Yards Rushing	90	241
Net Yards Passing	269	182
Passes	26-44	11-17
Passes Intercepted by	0	3
Punts-Average	6-40.1	3-42.3
Fumbles-Lost	2-1	3-2
Penalties-Yards	4-66	4-20

Rushing

Cowboys — Dorsett, 18 for 81, 2 touchdowns; Springs, 4 for 8; Newsome, 1 for 1; Hogeboom, 1 for 0.

Redskins — Riggins, 32 for 165; Griffin, 6 for 41; Theismann, 4 for 33; Kane, 3 for 2.

Passing

Cowboys — Hogeboom, 13 of 24 for 169 yards, 2 interceptions; D. White, 13 of 20 for 125 yards, 1 interception.

Redskins — Theismann, 11 of 17 for 182 yards, 3 touchdowns.

Receiving

Cowboys — Hill, 9 for 134; Cosbie, 5 for 73; Springs, 5 for 25; Renfro, 2 for 42; Newsome, 2 for 17; Dorsett, 2 for 2; Pozderac, 1 for 1.

Redskins — Muhammad, 5 for 104, 1 touchdown; Monk, 4 for 67; Didier, 2 for 11, 2 touchdowns.

Cowboys 30, New Orleans 27

At Dallas, October 21

NEW ORLEANS	0	17	10	0	0	— 27
DALLAS	3	3	0	21	3	— 30

Cowboys — FG Septien 37
 Saints — Young 36 pass from Todd (Andersen kick)
 Cowboys — FG Septien 27
 Saints — Gajan 62 run (Andersen kick)
 Saints — FG Andersen 49
 Saints — FG Andersen 50
 Saints — Winston 43 interception return (Andersen kick)
 Cowboys — Dorsett 3 run (Septien kick)
 Cowboys — Renfro 12 pass from D. White (Septien kick)
 Cowboys — Jeffcoat recovered fumble in endzone (Septien kick)

Attendance — 50,966

	Saints	Cowboys
First Downs	17	22
Total Net Yards	343	292
Net Yards Rushing	236	98
Net Yards Passing	107	194
Passes	7-25	26-43
Passes Intercepted by	2	3
Punts-Average	4-34.0	8-37.8
Fumbles-Lost	2-2	1-0
Penalties-Yards	13-113	8-58

Rushing

Saints — Gajan, 9 for 78, 1 touchdown; Campbell, 12 for 67; G. Rogers, 12 for 52; Todd, 4 for 26; W. Wilson, 6 for 13; Stabler, 1 for -1.

Cowboys — Dorsett, 22 for 80, 1 touchdown; Springs, 4 for 11; D. White, 1 for 5; Hogeboom, 2 for 2.

Passing

Saints — Todd, 5 of 16 for 81 yards, 1 touchdown, 1 interception; Stabler, 2 of 9 for 34 yards, 2 interceptions.

Cowboys — D. White, 15 of 25 for 132 yards, 1 touchdown 1 interception, Hogeboom, 11 of 18 for 107 yards, 1 interception.

Receiving

Saints — Young, 2 for 49, 1 touchdown; Groth, 2 for 41; Scott, 2 for 20; Gajan, 1 for 5.

Cowboys — Hill, 7 for 90; Renfro, 6 for 79, 1 touchdown; Springs, 5 for 29; Cosbie, 4 for 40; Dorsett, 2 for 1; J. Jones, 2 for 0.

Cowboys 22, Indianapolis 3

At Dallas, October 28

INDIANAPOLIS.....0 0 0 3 — 3
DALLAS.....0 3 13 6 — 22

Cowboys — Hill 38 pass from D. White (Septien kick)
Cowboys — Cosbie 5 pass from D. White (kick blocked)

Cowboys — FG Septien 19

Cowboys — FG Septien 19

Cowboys — FG Septien 24

Colts — FG Allegre 52

Attendance — 58,724

	Colts	Cowboys
First Downs	9	27
Total Downs Yards	155	397
Net Yards Rushing	73	135
Net Yards Passing	82	262
Passes	9-22	21-32
Passes Intercepted by	0	2
Punts-Average	6-47.5	4-37.3
Fumbles-Lost	3-2	2-2
Penalties-Yards	9-106	6-63

Rushing

Colts — McMillan 12 for 43; Dickey, 9 for 22; Middleton, 1 for 4; Pagel, 2 for 4.

Cowboys — Dorsett, 24 for 104; Newsome, 8 for 21; J. Jones, 2 for 5; Springs, 5 for 5.

Passing

Colts — Herrmann, 6 for 11 for 73 yards, 1 interception; Pagel, 3 of 10 for 29 yards; Stark, 0 of 1, 1 interception.

Cowboys — D. White, 21 of 32 for 262 yards, 2 touchdowns.

Receiving

Colts — Bouza, 5 for 47; McMillan, 3 for 55; Dickey, 1 for 0.

Cowboys — Hill, 8 for 125, 1 touchdown; Cosbie, 4 for 49, 1 touchdown; Renfro, 3 for 35; Newsome, 2 for 20; Dorsett, 1 for 11; Donley, 1 for 9; Carmichael, 1 for 7; Springs, 1 for 6.

N.Y. Giants 19, Cowboys 7

At Dallas, November 4

N.Y. GIANTS.....6 0 7 6 — 19
DALLAS.....0 7 0 0 — 7

Giants — FG Haji-Sheikh 40

Giants — FG Haji-Sheikh 38

Cowboys — Hill 30 pass from Hogeboom (Septien kick)

Giants — Manuel 9 pass from Simms (Haji-Sheikh kick)

Giants — FG Haji-Sheikh 23

Giants — FG Haji-Sheikh 27

Attendance — 60,235

	Giants	Cowboys
First Downs	18	13
Total Net Yards	348	256
Net Yards Rushing	121	116
Net Yards Passing	227	140
Passes	16-37	14-31
Passes Intercepted by	2	1
Punts-Average	7-38.6	10-40.1
Fumbles-Lost	1-1	2-1
Penalties-Yards	1-10	7-59

Rushing

Giants — Carpenter, 24 for 77; Morris, 12 for 47; Simms, 1 for -2.

Cowboys — Dorsett, 13 for 78; Springs, 9 for 23; Newsome, 3 for 8; Donley, 1 for 6; Hogeboom, 2 for 1.

Passing

Giants — Simms, 16 of 37 for 244 yards, 1 touchdown, 1 interception.

Cowboys — Hogeboom, 13 of 25 for 158 yards, 1 touchdown, 2 interceptions; D. White, 1 of 6 for 20 yards.

Receiving

Giants — Manuel, 5 for 102, 1 touchdown; Mowatt, 5 for 80; Gray, 3 for 39; Carpenter, 2 for 18; Johnson, 1 for 5.

Cowboys — Springs, 7 for 71; Dorsett, 4 for 48; T. Hill, 1 for 30, 1 touchdown; Cosbie, 1 for 23; Newsome, 1 for 6.

Cowboys 24, St. Louis 17

At St. Louis, November 11

DALLAS.....7 10 0 7 — 24
ST. LOUIS.....0 7 10 0 — 17

Cowboys — Springs 1 run (Septien kick)

Cardinals — Tilley 15 pass from Lomax (O'Donoghue kick)

Cowboys — J. Jones 8 pass from Hogeboom (Septien kick)

Cowboys — FG Septien 35

Cardinals — Love 1 pass from Lomax (O'Donoghue kick)

Cardinals — FG O'Donoghue 30

Cowboys — Springs 26 pass from Hogeboom (Septien kick)

Attendance — 48,721

	Cowboys	Cardinals
First Downs	16	25
Total Net Yards	250	435
Net Yards Rushing	116	78
Net Yards Passing	134	357
Passes	12-33	27-52
Passes Intercepted by	2	2
Punts-Average	7-35.6	4-32.8
Fumbles-Lost	2-0	5-4
Penalties-Yards	5-53	9-85

Rushing

Cowboys — Dorsett, 19 for 84; Springs, 8 for 29, 1 touchdown; Hogeboom, 3 for 3.
 Cardinals — Anderson, 16 for 69; Ferrell, 3 for 5; Mitchell, 2 for 4; Love, 1 for 2; Lomax, 1 for -2.

Passing

Cowboys — Hogeboom, 12 of 33 for 147 yards, 2 touchdowns, 2 interceptions.
 Cardinals — Lomax, 27 of 52 for 388 yards, 2 touchdowns, 2 interceptions.

Receiving

Cowboys — Springs, 4 for 44, 1 touchdown; Cosbie, 3 for 38; Hill, 3 for 36; Dorsett, 1 for 21; Jones, 1 for 8, 1 touchdown.
 Cardinals — Green, 8 for 99; Tilley, 5 for 76, 1 touchdown; Anderson, 4 for 55; Marsh, 3 for 80; LaFleur, 2 for 30; Harrel, 2 for 20; Ferrell, 1 for 21; Mitchell, 1 for 6; Love, 1 for 1, 1 touchdown.

Buffalo 14, Cowboys 3

At Buffalo, November 18

DALLAS	0	3	0	0	— 3
BUFFALO	7	0	0	7	— 14

Bills — Bell 85 run (Nelson kick)
 Cowboys — FG Septien 20
 Bills — Bell 3 pass from Ferguson (Nelson kick)

Attendance — 74,391

	Cowboys	Bills
First Downs	19	14
Total Net Yards	297	307
Net Yards Rushing	78	203
Net Yards Passing	219	104
Passes	22-46	13-30
Passes Intercepted by	2	2
Punts-Average	6-32.5	8-43.5
Fumbles-Lost	2-1	1-0
Penalties-Yards	5-55	4-58

Rushing

Cowboys — Dorsett, 17 for 70; Newsome, 3 for 10; J. Jones, 1 for 2; Hogeboom, 1 for -1; Springs, 2 for -3.
 Bills — Bell, 27 for 206, 1 touchdown; Moore, 3 for 3; Riddick, 1 for -2; Ferguson, 2 for -4;

Passing

Cowboys — Hogeboom, 22 of 45 for 242 yards, 2 interceptions; Renfro, 0 of 1.

Bills — Ferguson, 13 of 29 for 117 yards, 1 touchdown, 2 interceptions; Kofler, 0 of 1.

Receiving

Cowboys — Cosbie, 6 for 92; Dorsett, 5 for 29; Hill, 4 for 35; Newsome, 2 for 34; Renfro, 2 for 28; Springs, 2 for 15; J. Jones, 1 for 9.

Bills — Franklin, 6 for 55; Moore, 2 for 14; Bell, 2 for 12, 1 touchdown; Riddick, 1 for 13; Brammer, 1 for 12; Brookins, 1 for 11.

Cowboys 20, New England 17

At Dallas, November 22

NEW ENGLAND	3	0	0	14	— 17
DALLAS	7	3	7	3	— 20

Cowboys — Downs 17 interception return (Septien kick)

Patriots — FG Franklin 29

Cowboys — FG Septien 28

Cowboys — Hill 9 pass from D. White (Septien kick)

Patriots — Ramsey 1 pass from Eason (Franklin kick)

Patriots — Eason 1 run (Franklin kick)

Cowboys — FG Septien 23

Attendance — 55,341

	Patriots	Cowboys
First Downs	19	18
Total Net Yards	297	342
Net Yards Rushing	150	67
Net Yards Passing	147	275
Passes	19-38	21-41
Passes Intercepted by	1	1
Punts-Average	11-43.6	10-36.8
Fumbles-Lost	2-0	2-1
Penalties-Yards	4-30	5-25

Rushing

Patriots — C. James, 19 for 112; Tatupu, 2 for 15; Eason, 2 for 14, 1 touchdown; Collins, 2 for 9.
 Cowboys — Dorsett, 19 for 49; Newsome, 6 for 18; D. White, 2 for 1; J. Jones, 2 for 0; Springs, 1 for -1.

Passing

Patriots — Eason, 19 of 38 for 204 yards, 1 touchdown, 1 interception.

Cowboys — D. White, 21 of 41 for 288 yards, 1 touchdown, 1 interception.

Receiving

Patriots — Starring, 6 for 61; Ramsey, 5 for 71, 1 touchdown; Dawson, 3 for 32; C. James, 2 for 22; C. Jones, 1 for 7; Weathers, 1 for 6; Morgan, 1 for 5.

Cowboys — Hill, 8 for 125, 1 touchdown; Donley, 4 for 74; Dorsett, 3 for 40; Newsome, 3 for 4; Cosbie, 2 for 36; Harris, 1 for 9.

Cowboys 26, Philadelphia 10

At Philadelphia, December 2

DALLAS.....	7	0	16	3	— 26
PHILADELPHIA.....	0	3	0	7	— 10

Cowboys — Thurman 38 interception return (Septien kick)

Eagles — FG McFadden 23

Cowboys — Springs 57 pass from D. White (Septien kick)

Cowboys — Safety Dutton sacked Pisarcik in end-zone

Cowboys — Newsome 8 run (Septien kick)

Eagles — Kab 2 pass from Pisarcik (McFadden kick)

Cowboys — FG Septien 32

Attendance — 66,322

	Cowboys	Eagles
First Downs.....	16	13
Total Net Yards.....	286	173
Net Yards Rushing.....	190	38
Net Yards Passing.....	96	135
Passes.....	8-26	23-45
Passes Intercepted by.....	2	5
Punts-Average.....	6-32.7	8-46.6
Fumbles-Lost.....	2-1	2-2
Penalties-Yards.....	5-61	3-27

Rushing

Cowboys — Dorsett, 22 for 110; Newsome, 8 for 37, 1 touchdown; Springs, 5 for 30; D. White, 1 for 7; J. Jones, 3 for 6.

Eagles — Montgomery, 11 for 29; Oliver, 1 for 6; Haddix, 7 for 3.

Passing

Cowboys — D. White, 8 of 25 for 125 yards, 1 touchdown, 4 interceptions; Dorsett, 0 of 1, 1 interception.

Eagles — Pisarcik, 23 of 44 for 190 yards, 1 touchdown, 2 interceptions; Montgomery, 0 of 1.

Receiving

Cowboys — Hill, 3 for 25; J. Jones, 2 for 30; Springs, 1 for 57, 1 touchdown; Renfro, 1 for 12; Newsome, 1 for 1.

Eagles — Spagnola, 11 for 114; Haddix, 6 for 42; Oliver, 2 for -1; Hoover, 1 for 18; Woodruff, 1 for 10; M. Williams, 1 for 5; Kab, 1 for 2, 1 touchdown.

Washington 30, Cowboys 28

At Dallas, December 9

WASHINGTON.....	0	6	17	7	— 30
DALLAS.....	7	14	0	7	— 28

Cowboys — Donley 6 pass from D. White (Septien kick)

Redskins — FG Moseley 31

Cowboys — Cosbie 2 pass from D. White (Septien kick)

Redskins — FG Moseley 34

Cowboys — Renfro 60 pass from D. White (Septien kick)

Redskins — Green 32 interception return (Moseley kick)

Redskins — Muhammad 22 pass from Theismann (Moseley kick)

Redskins — FG Moseley 21

Cowboys — Hill 43 pass from D. White (Septien kick)

Redskins — Riggins 1 run (Moseley kick)

Attendance — 64,286

	Redskins	Cowboys
First Downs.....	22	25
Total Net Yards.....	299	387
Net Yards Rushing.....	151	106
Net Yards Passing.....	148	281
Passes.....	17-31	22-42
Passes Intercepted by.....	2	0
Punts-Average.....	7-42.7	4-37.3
Fumbles-Lost.....	3-0	3-2
Penalties-Yards.....	6-71	6-49

Rushing

Redskins — Riggins, 24 for 111, 1 touchdown; Monk, 1 for 18; Theismann, 6 for 18; Wonsley, 1 for 2; J. Washington, 3 for 2.

Cowboys — Newsome, 6 for 48; Dorsett, 15 for 42; D. White, 1 for 8; Springs, 2 for 8.

Passing

Redskins — Theismann, 17 of 31 for 205 yards, 1 touchdown.

Cowboys — D. White, 22 of 42 for 327 yards, 4 touchdowns, 2 interceptions.

Receiving

Redskins — Monk, 7 for 80; Muhammad, 3 for 43, 1 touchdown; Didier, 3 for 39; Warren, 2 for 27; Brown, 1 for 9; J. Washington, 1 for 7.

Cowboys — Hill, 7 for 119, 1 touchdown; Cosbie, 4 for 39, 1 touchdown; Renfro, 3 for 80, 1 touchdown; Dorsett, 2 for 32; Newsome, 2 for 22; Springs, 2 for 19; J. Jones, 1 for 10; Donley, 1 for 6, 1 touchdown.

Miami 28, Cowboys 21

At Miami, December 17

DALLAS.....	0	0	7	14	— 21
MIAMI.....	0	7	7	14	— 28

Dolphins — Clayton 41 pass from Marino (von Schamann kick)

Dolphins — Hardy 3 pass from Marino (von Schamann kick)

Cowboys — Newsome 1 run (Septien kick)

Cowboys — Newsome 4 run (Septien kick)

Dolphins — Clayton 39 pass from Marino (von Schamann kick)

Cowboys — Hill 66 pass from D. White (Septien kick)

Dolphins — Clayton 63 pass from Marino (von Schamann kick)

Attendance — 75,105

	Cowboys	Dolphins
First Downs	21	17
Total Net Yards	316	389
Net Yards Rushing	90	61
Net Yards Passing	226	328
Passes	20-35	23-40
Passes Intercepted by	2	2
Punts-Average	7-39.9	5-45.4
Fumbles-Lost	2-0	3-1
Penalties-Yards	4-61	3-32

Rushing

Cowboys — Dorsett, 19 for 58; Newsome, 6 for 20, 2 touchdowns; Hill, 1 for 7; Springs, 1 for 5; D. White, 1 for 0.

Dolphins — Nathan, 13 for 39; Bennett, 7 for 14; Carter, 3 for 9; P. Johnson, 2 for 2; Marino, 1 for -3.

Passing

Cowboys — D. White, 20 of 34 for 246 yards, 1 touchdown, 2 interceptions; Springs, 0 of 1.

Dolphins — Marino, 23 of 40 for 340 yards, 4 touchdowns, 2 interceptions.

Receiving

Cowboys — Hill, 6 for 115, 1 touchdown; Dorsett, 6 for 28; Cosbie, 5 for 83; Newsome, 2 for 13; Renfro, 1 for 7.

Dolphins — Nathan, 7 for 46; Clayton, 4 for 150, 3 touchdowns; Duper, 4 for 57; Moore, 3 for 47; Hardy, 3 for 25, 1 touchdown; Cefalo, 1 for 11; Bennett, 1 for 4.

1984 Team Statistics

	DALLAS	OPP.
TOTAL FIRST DOWNS	323	283
Rushing	93	106
Passing	202	155
Penalty	28	22
Third Down-Made/Att	83/238	83/247
Third Down Efficiency	34.9	33.6
Fourth Down-Made/Att	3/7	5/16
TOTAL NET YARDS	5320	5036
Avg. Per Game	332.5	314.8
Total Plays	1121	1094
Avg. Per Play	4.8	4.6
NET YARDS RUSHING	1714	2226
Avg. Per Game	107.1	139.1
Total Rushes	469	510
Avg. Per Rush	3.7	4.4
NET YARDS PASSING	3606	2810
Avg. Per Game	225.4	175.6
Tackled/Yards Lost	48/389	57/390
Gross Yards	3995	3200
Attempts/Completions	604/322	527/250
Pct. of Completions	53.3	47.4
Had Intercepted	26	28
PUNTS/AVERAGE	108/38.2	99/42.8
Net Punting Average	34.0	36.3
PUNT RETURNS/AVG.	54/8.3	55/4.2
KICKOFF RETS./AVG.	63/19.0	65/20.2
INTCPTS./AVG. RET.	28/10.6	26/14.7
PENALTIES/YARDS	100/947	93/854
FUMBLES/BALL LOST	35/17	35/16
TOUCHDOWNS	34	36
Rushing	12	8
Passing	19	23
Returns	3	5
EXTRA POINTS/ATMPTS.	33/34	35/36
FIELD GOALS/ATMPTS.	23/29	19/28
TOTAL POINTS	308	308
AVG. TIME OF POSSN.	29:06	31:06



Dallas Cowboys Final 1984 Statistics

SCORE BY QUARTERS

	1	2	3	4	OT	Tot
COWBOYS	65	89	56	95	3	308
Opponents	64	81	91	72	0	308

RUSHING

Player	Att.	Yds.	Avg.	Lg.	TD
Dorsett	302	1189	3.9	31t	6
Newsome	66	268	4.1	30	5
Springs	68	197	2.9	16	1
White, D.	6	21	3.5	8	0
Hogeboom	15	19	1.3	11	0
Jones, J.	8	13	1.6	6	0
Hill, T.	1	7	7.0	7	0
Donley	2	5	2.5	6	0
others	1	-5	-5.0	-5	0
Total	469	1714	3.7	31t	12
Opp. Total	510	2226	4.4	85t	8

FIELD GOALS

	11-19	20-29	30-39	40-49	50+
COWBOYS	2-2	6-7	9-9	4-8	2-3
Opponents	0-0	8-8	7-9	2-8	2-3

Septien: (31, 52); (-); (28M, 47, 51, 30); (32, 42); (44, 32, 23); (52M, 35, 36); (-); (36, 27, 41); (19, 19, 24); (-); (42M, 35, 48M, 45B); (20, 47M); (28, 23); (32); (-); (-).

KICKOFF RETURNS

Player	No.	Yds.	Avg.	Lg.	TD
Allen	33	666	20.2	34	0
McSwain	20	403	20.2	32	0
Fellows	6	94	15.7	23	0
Salonen	2	30	15.0	22	0
Granger	2	6	3.0	5	0
Total	63	1199	19.0	34	0
Opp. Total	65	1310	20.2	64	0

INTERCEPTIONS

Player	No.	Yds.	Avg.	Lg.	TD
Downs	7	126	18.0	27t	1
Thurman	5	81	16.2	43	1
Clinkscale	3	32	10.7	23	0
Walls	3	12	4.0	12	0
Fellows	3	3	1.0	3	0
Hegman	3	3	1.0	3	0
Lockhart	1	32	32.0	32	0
Scott	1	5	5.0	5	0
Bates	1	3	3.0	3	0
Dickerson	1	0	0.0	0	0
Total	28	297	10.6	43	2
Opp. Total	26	372	14.3	49t	4

PUNTING

Player	No.	Yds.	Avg.	TB	In 20	Lg	Bl
White, D.	82	3151	38.4	8	21	54	0
Warren	21	799	38.1	3	3	48	0
others	5	173	34.6	0	1	41	0
Total	108	4123	38.2	11	25	54	0
Opp. Total	99	4236	42.8	10	23	59	1

RECEIVING

Player	No.	Yds.	Avg.	Lg.	TD
Cosbie	60	789	13.2	36	4
Hill	58	864	14.9	66t	5
Dorsett	51	459	9.0	68t	1
Springs	46	454	9.9	57t	3
Renfro	35	583	16.7	60t	2
Donley	32	473	14.8	49t	2
Newsome	26	263	10.1	29	0
Jones, J.	7	57	8.1	19	1
Cornwell	2	23	11.5	13	1
Harris	1	9	9.0	9	0
Phillips	1	6	6.0	6	0
Pozderac	1	1	1.0	1	0
others	2	14	7.0	7	0
Total	322	3995	12.4	68t	19
Opp. Total	250	3200	12.8	80t	23

PUNT RETURNS

Player	No.	FC	Yds.	Avg.	Lg.	TD
Allen	54	15	446	8.3	18	0
Total	54	15	446	8.3	18	0
Opp. Tot.	55	19	230	4.2	19	0

SCORING

Player	TDR	TDP	TDRt	FG	PAT	TP
Septien	0	0	0	23/29	33/34	102
Dorsett	6	1	0	0	0	42
Hill, T.	0	5	0	0	0	30
Newsome	5	0	0	0	0	30
Cosbie	0	4	0	0	0	24
Springs	1	3	0	0	0	24
Donley	0	2	0	0	0	12
Renfro	0	2	0	0	0	12
Cornwell	0	1	0	0	0	6
Downs	0	0	1	0	0	6
Jeffcoat	0	0	1	0	0	6
Jones, J.	0	1	0	0	0	6
Thurman	0	0	1	0	0	6
Dutton	0	0	0	0	0	2
Total	12	19	3	23/29	33/34	308
Opp. Total	8	23	5	19/28	35/36	308

PASSING

Player	Att.	Comp.	Yds.	Pct.	Avg. Att.	TD	Pct. TD	Int.	Pct. Int.	Lg.	Lost/Att	Rating
White, D.	233	126	1580	54.1	6.78	11	4.7	11	4.7	66t	22/178	71.5
Hogeboom	367	195	2366	53.1	6.45	7	1.9	14	3.8	69t	26/211	63.7
Renfro	2	1	49	50.0	24.50	1	50.0	0	0.0	49t	0/0	135.4
Springs	1	0	0	0.0	0.00	0	0.0	0	0.0	0	0/0	39.6
Dorsett	1	0	0	0.0	0.00	0	0.0	1	100.0	0	0/0	0.0
Total	604	322	3995	53.3	6.61	19	3.2	26	4.3	68t	48/389	66.6
Opp. Total	527	250	3200	47.4	6.07	23	4.4	28	5.3	80t	57/390	59.3

Cowboys on the Road

SAN DIEGO (Aug. 17) Islandia Hyatt	619/224-3541
DETROIT (Sept. 14-15) Omni International	313/222-7700
HOUSTON (Sept. 28-29) Hyatt Regency	713/654-1234
N.Y. GIANTS (Oct. 5-6) Marriott Marquis	212/398-1900
PHILADELPHIA (Oct. 19-20) Franklin Plaza	215/448-2000
ST. LOUIS (Nov. 3-4) Omni International	314/241-6664
WASHINGTON (Nov. 9-10) Crystal City Marriott	703/920-3230
CINCINNATI (Dec. 7-8) Omni Netherland Plaza	513/421-9100
SAN FRANCISCO (Dec. 21-22) Ramada Renaissance	415/392-8000

THANKSGIVING DAY RECORD

(13-3-1)

1966 W Cleveland 26-14	1976 W St. Louis 19-14
1967 W St. Louis 46-21	1977 DNP
1968 W Washington 29-20	1978 W Washington 37-10
1969 T San Francisco 24-24	1979 L Houston 30-24
1970 W Green Bay 16-3	1980 W Seattle 51-7
1971 W Los Angeles 28-21	1981 W Chicago 10-9
1972 L San Francisco 31-10	1982 W Cleveland 31-14
1973 L Miami 14-7	1983 W St. Louis 35-17
1974 W Washington 24-23	1984 W New England 20-17
1975 DNP	

COWBOYS' WON-LOST RECORD

Vs. AFC — 35-14

On Monday Night Football — 13-13

On Sunday Night Football — 4-1

In Overtime — 5-2

In Season Openers — 20-4-1

On Thanksgiving Day — 13-3-1

THE RECORDS



MICHAEL DOWNS

Cowboys Leaders By Years

Year	Player	RUSHING					NFL/ NFC Rank
		Att.	Yds.	Avg.	Long	TD	
1960	Dupre, L. G.	104	362	3.5	18	3	20
1961	*Perkins, Don	200	815	4.1	47	4	6
1962	Perkins, Don	222	945	4.3	35	7	5
1963	Perkins, Don	149	614	4.1	19t	7	10
1964	Perkins, Don	174	768	4.4	59	6	5
1965	Perkins, Don	177	690	3.9	43	0	7
1966	Reeves, Dan	175	757	4.3	67t	8	6
1967	Perkins, Don	201	823	4.1	30	6	6
1968	Perkins, Don	191	836	4.4	28t	4	6
1969	*Hill, Calvin	204	942	4.6	55	8	2
1970	*Thomas, Duane	151	803	5.3	47t	5	8/5
1971	Thomas, Duane	175	793	4.5	56t	11	11/7
1972	Hill, Calvin	245	1,036	4.2	26	6	7/3
1973	Hill, Calvin	273	1,142	4.2	21	6	3/2
1974	Hill, Calvin	185	844	4.6	27	7	8/3
1975	Newhouse, Robert	209	930	4.4	29	2	9/4
1976	Dennison, Doug	153	542	3.5	14	6	35/18
1977	*Dorsett, Tony	208	1,007	4.8	84t	12	9/4
1978	Dorsett, Tony	290	1,325	4.6	63t	7	3/2
1979	Dorsett, Tony	250	1,107	4.4	41	6	11/8
1980	Dorsett, Tony	278	1,185	4.3	56	11	6/6
1981	Dorsett, Tony	342	1,646	4.8	75t	4	2/2
1982	Dorsett, Tony	177	745	4.2	99t	5	2/1
1983	Dorsett, Tony	289	1,321	4.6	77	8	6/5
1984	Dorsett, Tony	302	1,189	3.9	31t	6	7/7

Year	Player	PASSING					NFL/ NFC Rank		
		Att.	Comp.	Pct.	Yds.	TD			
1960	LeBaron, E.	225	111	49.3	1,736	12	25	53.4	8
1961	LeBaron, E.	236	120	50.8	1,741	14	16	66.5	9
1962	LeBaron, E.	166	95	57.2	1,436	16	9	95.3	3
1963	Meredith, D.	310	167	53.9	2,381	17	18	73.2	10
1964	Meredith, D.	323	158	48.9	2,143	9	16	67.3	15
1965	Meredith, D.	305	141	46.2	2,415	22	13	79.7	8
1966	Meredith, D.	344	177	51.5	2,805	24	12	87.7	4
1967	Meredith, D.	255	128	50.2	1,834	16	16	68.6	8
1968	Meredith, D.	309	171	55.3	2,500	21	12	88.3	2
1969	Morton, C.	302	162	53.6	2,619	21	15	85.4	5
1970	Morton, C.	207	102	49.3	1,819	15	7	89.7	5/4
1971	Staubach, R.	211	126	59.7	1,882	15	4	104.8	1/1
1972	Morton, C.	339	185	54.6	2,396	15	21	65.9	15/7
1973	Staubach, R.	286	179	62.6	2,428	23	15	94.6	1/1
1974	Staubach, R.	360	190	52.8	2,552	11	15	68.5	14/7
1975	Staubach, R.	348	198	56.9	2,666	17	16	78.6	8/2
1976	Staubach, R.	369	208	56.4	2,715	14	11	79.9	8/5
1977	Staubach, R.	361	210	58.2	2,620	18	9	87.1	2/1
1978	Staubach, R.	413	231	55.9	3,190	25	16	84.9	1/1
1979	Staubach, R.	461	267	57.9	3,586	27	11	92.4	1/1
1980	White, D.	436	260	59.6	3,287	28	25	80.8	9/7
1981	White, D.	391	223	57.0	3,098	22	13	87.5	5/2
1982	White, D.	247	156	63.2	2,079	16	12	91.1	4/2
1983	White, D.	533	334	62.7	3,980	29	23	85.6	9/6
1984	White, D.	233	126	54.1	1,580	11	11	71.5	22/11

Year	Player	RECEIVING					NFL/ NFC Rank
		No.	Yds.	Avg.	Long	TD	
1960	Doran, Jim	31	554	17.9	75t	3	21
1961	Howton, Billy	56	785	14.0	53	4	6
1962	Howton, Billy	49	706	14.4	69t	6	15
1963	Clarke, Frank	43	833	19.4	75t	10	3
1964	Clarke, Frank	65	973	15.0	49	5	3
1965	*Hayes, Bob	46	1,003	21.8	82t	12	13
1966	Hayes, Bob	64	1,232	19.3	95t	13	4
1967	Rentzel, Lance	58	996	17.2	74t	8	6

*Rookie

Leaders By Years (Cont.)

Year	Player	RECEIVING (Cont.)					NFL/ NFC Rank
		No.	Yds.	Avg.	Long	TD	
1968	Rentzel, Lance	54	1,009	18.7	65t	6	3
1969	Rentzel, Lance	43	960	22.3	75t	12	20
1970	Hayes, Bob	34	889	26.1	89t	10	45/26
1971	Garrison, Walt	40	396	9.9	36	1	23/10
1972	Hill, Calvin	43	364	8.5	33t	3	18/9
1973	Hill, Calvin	32	290	9.1	29	0	36/21
1974	Pearson, Drew	62	1,087	17.9	50t	2	3/2
1975	Pearson, Drew	46	822	17.9	46t	8	16/9
1976	Pearson, Drew	58	806	13.9	54	6	4/1
1977	Pearson, Drew	48	870	18.1	67	2	9/3
1978	Pearson, Preston	47	256	11.2	34	0	26/15
1979	Hill, Tony	60	1,062	17.7	75t	10	12/6
1980	Hill, Tony	60	1,055	17.6	58t	8	16/9
1981	Hill, Tony	46	953	20.7	63t	4	47/26
	Springs, Ron	46	359	7.8	32t	2	
1983	Springs, Ron	73	589	8.1	80t	1	9/4
1984	Cosbie, Doug	60	789	13.2	36	4	28/12

Year	Player	PUNTING				NFL/ NFC Rank
		No.	Avg.	Long	Had Blocked	
1960	Sherer, Dave	57	42.5	67	1	7
1961	*Green, Allen	61	36.7	53	1	14
1962	Baker, Sam	57	45.4	72	0	3
1963	Baker, Sam	71	44.2	64	0	7
1964	*Lothridge, Billy	62	40.3	75	1	15
1965	Villanueva, Danny	60	41.8	58	0	10
1966	Villanueva, Danny	65	39.2	58	1	13
1967	Villanueva, Danny	67	40.4	57	0	9
1968	Widby, Ron	59	40.9	84	0	5
1969	Widby, Ron	63	43.3	62	0	2
1970	Widby, Ron	69	41.3	59	1	10/2
1971	Widby, Ron	56	41.6	59	1	8/3
1972	*Bateman, Marv	51	38.2	61	0	24/13
1973	Bateman, Marv	55	41.6	62	2	11/7
1974	*Carrell, Duane	40	39.8	59	0	11/5
1975	*Hoopas, Mitch	68	39.4	55	1	16/9
1976	*White, Danny	70	38.4	54	2	20/9
1977	White, Danny	80	39.6	57	1	12/8
1978	White, Danny	76	40.5	56	1	8/5
1979	White, Danny	76	41.7	73	0	4/2
1980	White, Danny	71	40.9	58	0	10/5
1981	White, Danny	81	40.8	60	0	14/8
1982	White, Danny	37	41.7	56	0	8/5
1983	White, Danny	38	40.6	50	1	DNQ
1984	White, Danny	82	38.4	54	0	28/14

Year	Player	SCORING				NFL/ NFC Rank
		TD	PAT	FG	Tot.	
1960	Cone, Fred	0	21	6	39	27
1961	Clarke, Frank	9	0	0	54	22
1962	Baker, Sam	0	50	14	92	6
1963	Baker, Sam	0	38	9	65	14
1964	*VanRaaphorst, Dick	0	28	14	70	13
1965	Villanueva, Danny	0	37	16	85	10
1966	Villanueva, Danny	0	56	17	107	2
1967	Hayes, Bob	11	0	0	66	16
	Reeves, Dan	11	0	0	66	
1968	Clark, Mike	0	54	17	105	2
1969	Clark, Mike	0	43	20	103	2
1970	Clark, Mike	0	35	18	89	12/8
1971	Clark, Mike	0	47	13	86	13/7
1972	Fritsch, Toni	0	36	21	99	7/3
1973	Fritsch, Toni	0	43	18	97	11/7
1974	*Herrera, Efen	0	33	8	57	26/9
1975	Fritsch, Toni	0	38	22	104	3/2

*Rookie

Leaders By Years (Cont.)

Year	Player	SCORING (Cont.)				NFL/ NFC Rank
		TD	PAT	FG	Tot.	
1976	Herrera, Efren	0	34	18	88	6/4
1977	Herrera, Efren	0	39	18	93	3/2
1978	Septien, Rafael	0	46	16	94	5/2
1979	Septien, Rafael	0	40	19	97	8/3
1980	Septien, Rafael	0	59	11	92	13/6
1981	Septien, Rafael	0	40	27	122	1/1
1982	Septien, Rafael	0	28	10	58	11/5
1983	Septien, Rafael	0	57	22	123	5/5
1984	Septien, Rafael	0	33	23	102	13/6

Year	Player	FIELD GOALS				NFL/ NFC Rank
		Att.	Made	Pct.	Long	
1960	Cone, Fred	13	6	.462	45	12
1961	Bielski, Dick	9	6	.667	42	13
1962	Baker, Sam	27	14	.519	53	3
1963	Baker, Sam	20	9	.450	53	12
1964	*VanRaaphorst, Dick	29	14	.483	43	8
1965	Villanueva, Danny	27	16	.593	41	7
1966	Villanueva, Danny	31	17	.548	37	8
1967	Villanueva, Danny	23	9	.391	34	14
1968	Clark, Mike	29	17	.586	50	7
1969	Clark, Mike	36	20	.555	47	5
1970	Clark, Mike	27	18	.667	43	7/4
1971	Clark, Mike	25	13	.520	48	19/9
1972	Fritsch, Toni	36	21	.583	54	18/8
1973	Fritsch, Toni	28	18	.643	37	12/4
1974	*Herrera, Efren	13	8	.615	39	11/5
1975	Fritsch, Toni	35	22	.629	43	14/8
1976	Herrera, Efren	23	18	.783	46	1/1
1977	Herrera, Efren	29	18	.621	52	12/1
1978	Septien, Rafael	26	16	.615	48	17/9
1979	Septien, Rafael	29	19	.655	51	9/4
1980	Septien, Rafael	17	11	.647	52	13/7
1981	Septien, Rafael	35	27	.771	47	4/3
1982	Septien, Rafael	14	10	.714	53	13/6
1983	Septien, Rafael	27	22	.815	47	7/3
1984	Septien, Rafael	29	23	.793	52	4/3

Year	Player	KICKOFF RETURNS					NFL/ NFC Rank
		No.	Yds.	Avg.	Long	TD	
1960	Franckhauser, Tom	26	526	20.2	46	0	19
1961	*Marsh, Amos	26	667	25.7	79	0	13
1962	Marsh, Amos	29	725	25.0	101t	1	10
1963	*Stiger, Jim	18	432	24.0	66	0	12
1964	*Renfro, Mel	40	1,017	25.4	65	0	7
1965	Renfro, Mel	21	630	30.0	100t	1	4
1966	Renfro, Mel	19	487	25.6	87t	1	9
1967	Garrison, Walt	20	366	18.3	36	0	23
1968	Baynham, Craig	23	590	25.7	40	0	7
1969	*Flowers, Richmond	11	283	25.7	30	0	29
1970	*Thomas, Duane	19	416	21.9	33	0	23/10
1971	Harris, Cliff	29	823	28.4	77	0	4/4
1972	Harris, Cliff	26	615	23.7	44	0	23/11
1973	**Montgomery, Mike	6	175	29.2	63	0	DNQ
1974	*Morgan, Dennis	35	823	23.5	43	0	21/11
1975	Pearson, Preston	16	391	24.4	42	0	13/7
1976	*Johnson, Butch	28	693	24.8	74	0	11/5
1977	Johnson, Butch	22	536	24.4	64	0	9/5
1978	Johnson, Butch	29	603	20.8	56	0	27/12
1979	*Springs, Ron	38	780	20.5	70	0	25/12
1980	*Jones, James	32	720	22.5	41	0	11/6
1981	Jones, James	27	517	19.1	33	0	36/17
1982	Fellows, Ron	16	359	22.4	35	0	16/9
1983	Fellows, Ron	43	855	19.9	53	0	26/12

*Rookie

**Did Not Qualify (Minimum 14 returns required).

Leaders By Years (Cont.)

Year	Player	No.	Yds.	Avg.	Long	TD	NFL/ NFC Rank
1984	Allen, Gary	33	666	20.2	34	0	24/11

PUNT RETURNS

Year	Player	No.	Yds.	Avg.	Long	TD	NFL/ NFC Rank
1960	Butler, Bill	13	131	10.1	46	0	2
1961	*Marsh, Amos	14	71	5.1	19	0	14
1962	Lockett, J. W.	8	45	5.6	17	0	14
1963	*Stiger, Jim	14	141	10.1	45	0	6
1964	*Renfro, Mel	32	418	13.1	69t	1	3
1965	Renfro, Mel	24	145	6.0	35	0	9
1966	Hayes, Bob	17	106	6.2	18	0	7
1967	Hayes, Bob	24	276	11.5	69t	1	2
1968	Hayes, Bob	15	312	20.8	90t	2	1
1969	Hayes, Bob	18	179	9.9	50	0	3
1970	Hayes, Bob	15	116	7.7	34	0	20/7
1971	Harris, Cliff	17	129	7.6	35	0	11/4
1972	Harris, Cliff	19	78	4.1	21	0	21/11
1973	*Richards, Golden	21	139	6.6	46	0	23/10
1974	*Morgan, Dennis	19	287	15.1	98t	1	3/2
1975	Richards, Golden	28	288	10.3	43t	1	12/5
1976	*Johnson, Butch	45	489	10.9	55	0	8/4
1977	Johnson, Butch	50	423	8.5	38	0	20/7
1978	Johnson, Butch	51	401	7.9	23	0	18/9
1979	*Wilson, Steve	35	236	6.8	13	0	20/7
1980	*Jones, James	54	548	10.1	52	0	5/4
1981	Jones, James	33	188	5.7	17	0	28/14
1982	Fellows, Ron	25	189	7.6	17	0	18/8
1983	Hill, Rod	30	232	7.7	37	0	20/10
1984	Allen, Gary	54	446	8.3	18	0	16/8

INTERCEPTIONS

Year	Player	No.	Yds.	Avg.	Long	TD	NFL/ NFC Rank
1960	Bishop, Don	3	13	4.3	13	0	25
	Franckhauser, Tom	3	11	3.7	9	0	25
1961	Bishop, Don	8	172	21.5	57	0	2
1962	Bishop, Don	6	134	22.3	44	0	9
1963	Green, Cornell	7	211	30.1	55	0	6
1964	*Renfro, Mel	7	110	15.7	39t	1	4
1966	Green, Cornell	4	88	22.0	41t	1	21
	Livingston, Warren	3	5	1.7	5	0	27
	*Logan, Obert	3	5	1.7	3	0	27
1966	Green, Cornell	4	88	22.0	41	1	21
1967	Green, Cornell	7	52	7.4	28	0	7
	Renfro, Mel	7	38	5.4	30	0	9
1968	How'ey, Chuck	6	115	19.2	58	1	11
1969	Renfro, Mel	10	118	11.8	41	0	1
1970	*Waters, Charlie	5	45	9.0	20	0	16/9
1971	Adderley, Herb	6	182	30.3	46	0	9/4
1972	Waters, Charlie	6	132	22.0	56	1	7/3
1973	Jordan, Lee Roy	6	78	13.0	31t	1	4/2
1974	Harris, Cliff	3	8	2.7	8	0	42/20
1975	Jordan, Lee Roy	6	80	13.3	38	0	7/4
1976	Washington, Mark	4	49	12.3	22	0	24/11
1977	Harris, Cliff	5	7	1.4	7	0	16/7
1978	Barnes, Benny	5	72	14.4	38	0	25/14
1979	Hughes, Randy	2	91	45.5	68	0	93/45
	Harris, Cliff	2	35	17.5	20	0	
	Barnes, Benny	2	20	10.0	11	0	
	Lewis, D. D.	2	8	4.0	5	0	
	Kyle, Aaron	2	0	0.0	0	0	
1980	Thurman, Dennis	5	114	22.8	78t	1	24/10
	Waters, Charlie	5	78	15.6	29	0	
1981	*Walls, Everson	11	133	12.1	33	0	1/1
1982	Walls, Everson	7	61	8.7	37	0	1/1
1983	Thurman, Dennis	6	49	8.2	34	0	15/8
1984	Downs, Michael	7	126	18.0	27t	1	4/2

*Rookie

Cowboys Individual Records

NOTE: The 1982 regular season was reduced from 16 games to 9 because of a players' strike.

SCORING

TOTAL POINTS

Career

- 687 Rafael Septien (1978-84), 303 PATs, 128 FGs
- 456 Bob Hayes (1965-74), 76 TDs

Season

- 123 Rafael Septien (1983), 57 PATs, 22 FGs
- 121 Rafael Septien (1981), 40 PATs, 27 FGs
- 107 Danny Villanueva (1966), 56 PATs, 17 FGs
- 105 Mike Clark (1968), 54 PATs, 17 FGs

Game

- 24 Dan Reeves (11/5/67 vs. Atlanta), 4 TDs
- 24 Bob Hayes (12/20/70 vs. Houston), 4 TDs
- 24 Calvin Hill (9/19/71 @ Buffalo), 4 TDs
- 24 Duane Thomas (12/18/71 vs. St. Louis), 4 TDs

Opponent/Game

- 24 Dick James, @ Washington (12/17/61)
- 24 Harold Jackson, @ L.A. Rams (10/14/73)

TOUCHDOWNS

Career

- 76 Bob Hayes (1965-74)
- 69 Tony Dorsett (1977-84)
- 51 Frank Clarke (1960-67)

Season

- 16 Dan Reeves (1966), 8 run, 8 pass
- 14 Frank Clarke (1962), 14 pass

Game

- 4 Dan Reeves (11/5/67 vs. Atlanta), 2 run 2 pass
- 4 Bob Hayes (12/20/70 vs. Houston), 4 pass
- 4 Calvin Hill (9/19/71 @ Buffalo), 4 run
- 4 Duane Thomas (12/18/71 vs. St. Louis), 3 run, 1 pass

Opponent/Game

- 4 Dick James, @ Washington (12/17/61)
- 4 Harold Jackson, @ L.A. Rams (10/14/73)

FIELD GOALS MADE

Career

- 128 Rafael Septien (1978-84) 177 attempts
- 69 Mike Clark (1968-71, 1973), 119 attempts
- 66 Toni Fritsch (1971-73, 1975) 107 attempts

Season

- 27 Rafael Septien (1981), 35 attempts
- 23 Rafael Septien (1984), 29 attempts
- 22 Rafael Septien (1983), 27 attempts
- 22 Toni Fritsch (1975), 35 attempts

Game

- 4 Rafael Septien (9/6/81 @ Washington; 9/21/81 @ New England)
- 4 Danny Villanueva (11/24/66 vs. Cleveland)
- 4 Toni Fritsch (11/12/72 vs. St. Louis)
- 4 Toni Fritsch (9/21/75 vs. L.A. Rams)

Longest Field Goal

- 54 Toni Fritsch (9/24/72 @ N.Y. Giants)

Opponent/Game

- 4 Bob Khayat, @ Washington (10/9/60)
- 4 Tommy Davis, San Francisco (11/20/60)
- 4 Sam Baker, @ Philadelphia (12/5/65)
- 4 Fred Cox, @ Minnesota (10/18/70)
- 4 Jim Bakken, St. Louis (12/18/71)
- 4 Chris Bahr, L.A. Raiders (10/23/83)
- 4 Ali Haji-Sheikh, N.Y. Giants (11/4/84)

Opponent/Longest Field Goal

- 59 Tony Franklin, Philadelphia (11/12/79)

FIELD GOALS ATTEMPTED

Career

- 177 Rafael Septien (1978-84), 128 FG
- 119 Mike Clark (1968-71, 1973), 69 FG
- 107 Toni Fritsch (1971-73, 1975), 66 FG

Cowboys Individual Records (Cont.)

Season	36 Toni Fritsch (1972), 21 FG
	36 Mike Clark (1969), 20 FG
Game	7 Mike Clark (11/24/68 @ Chicago), 2 FG
	6 Toni Fritsch (9/21/75 vs. L.A. Rams), 4 FG
Opponent/Game	7 Sam Baker, @ Philadelphia (12/5/65), 4 FG

EXTRA POINTS MADE

Career	303 Rafael Septien (1978-84)
	180 Mike Clark (1968-71, 1973)
Season	59 Rafael Septien (1980)
	57 Rafael Septien (1983)
Game	8 Rafael Septien (10/12/80 vs. San Francisco) Att. 8
	8 Mike Clark (9/15/68 vs. Detroit) Att. 8
	8 Danny Villanueva (10/9/66 vs. Philadelphia) Att. 8
Opponent/Game	7 Gerry Perry, @ St. Louis (12/9/62) Att. 7

RUSHING

TOTAL YARDS

Career	9,525 Tony Dorsett (1977-84)
	6,217 Don Perkins (1961-68)
	5,009 Calvin Hill (1969-74)
	4,784 Robert Newhouse (1972-83)
Season	1,646 Tony Dorsett (1981), 4.8 per carry
	1,325 Tony Dorsett (1978), 4.6 per carry
	1,321 Tony Dorsett (1983), 4.6 per carry
	1,189 Tony Dorsett (1984), 3.9 per carry
	1,185 Tony Dorsett (1980), 4.3 per carry
	1,142 Calvin Hill (1973), 4.2 per carry
	1,107 Tony Dorsett (1979), 4.4 per carry
	1,036 Calvin Hill (1972), 4.2 per carry
Game	206 Tony Dorsett (12/4/77 vs. Philadelphia) on 23 carries
	183 Tony Dorsett (11/9/80 @ N.Y. Giants) on 24 carries
	175 Tony Dorsett (12/6/81 @ Baltimore) on 30 carries
	162 Tony Dorsett (9/21/81 @ New England) on 19 carries
	159 Tony Dorsett (10/18/81 vs. L.A. Rams) on 27 carries
Opponent/Game	232 Jim Brown, Cleveland (9/22/63)
	206 Greg Bell, @ Buffalo (11/18/84)
	195 Earl Campbell, Houston (11/22/79)

ATTEMPTS

Career	2,136 Tony Dorsett (1977-84)
	1,500 Don Perkins (1961-68)
	1,166 Calvin Hill (1969-74)
	1,160 Robert Newhouse (1972-83)
Season	342 Tony Dorsett (1981)
	302 Tony Dorsett (1984)
	290 Tony Dorsett (1978)
	289 Tony Dorsett (1983)
Game	32 Calvin Hill (11/10/74 vs. San Francisco)
	31 Calvin Hill (9/16/73 @ Chicago)
Opponent/Game	32 John Riggins, Washington (10/14/84), 165 yards

TOUCHDOWNS RUSHING

Career	59 Tony Dorsett (1977-84)
	42 Don Perkins (1961-68)
	39 Calvin Hill (1969-74)
	31 Robert Newhouse (1972-83)
Season	12 Tony Dorsett (1977)

Cowboys Individual Records (Cont.)

- 11 Tony Dorsett (1980)
- 11 Duane Thomas (1971)

Game

- 4 Calvin Hill (9/19/71 @ Buffalo)

Opponent/Game

- 3 Jim Taylor, @ Green Bay (11/13/60)
- 3 Dick James, @ Washington (12/17/61)

RUSHING AVERAGE

Career (700 attempts)

- 4.5 Tony Dorsett (1977-84), 2,136 attempts
- 4.3 Walt Garrison (1966-74), 899 attempts
- 4.3 Calvin Hill (1969-74), 1,166 attempts

Season

- 5.6 Amos Marsh (1962), 144-802
- 5.3 Duane Thomas (1970), 151-803
- 4.8 Tony Dorsett (1981), 342-1,646
- 4.8 Tony Dorsett (1977), 208-1,007

Game (10 attempts)

- 12.1 Walt Garrison (12/9/72 vs. Washington), 10-121
- 10.9 Amos Marsh (11/4/62 @ Washington), 10-109
- 10.8 Dan Reeves (12/11/66 vs. Washington), 10-108

Longest Runs

- 99 Tony Dorsett (1/3/83 @ Minnesota) TD
- 84 Tony Dorsett (12/4/77 vs. Philadelphia) TD
- 77 Tony Dorsett (10/9/77 @ St. Louis) TD
- 77 Tony Dorsett (9/5/83 @ Washington)
- 75 Tony Dorsett (9/21/81 @ New England) TD
- 73 Amos Bullocks (11/18/62 vs. Chicago) TD

Opponent/Longest Run

- 85 Greg Bell, @ Buffalo (11/18/84) TD

TOTAL YARDS

Career

- 22,700 Roger Staubach (1969-79)
- 17,199 Don Meredith (1960-68)
- 14,754 Danny White (1976-84)

Season

- 3,980 Danny White (1983)
- 3,586 Roger Staubach (1979)
- 3,287 Danny White (1980)
- 3,190 Roger Staubach (1978)
- 3,098 Danny White (1981)

Game

- 460 Don Meredith (11/10/63 @ San Francisco), 30 of 48
- 406 Don Meredith (11/13/66 @ Washington), 21 of 29
- 394 Don Meredith (11/6/66 @ Philadelphia), 14 of 24
- 377 Danny White (10/9/83 vs. Tampa Bay), 29 of 44

Opponent/Game

- 466 Bill Wade, Chicago (11/18/62), 28 of 46
- 411 Sonny Jurgensen, @ Washington (11/28/65)
- 408 David Woodley, Miami (10/25/81)
- 388 Neil Lomax, @ St. Louis (11/11/84)
- 377 Ed Brown, @ Pittsburgh (10/27/63)

PASS ATTEMPTS

Career

- 2,958 Roger Staubach (1969-79)
- 2,308 Don Meredith (1960-68)

Season

- 533 Danny White (1983), 334 completions
- 461 Roger Staubach (1979), 267 completions
- 436 Danny White (1980), 260 completions
- 413 Roger Staubach (1978), 231 completions

Game

- 49 Roger Staubach (10/26/75 @ Philadelphia), 27 completions
- 48 Don Meredith (11/10/63 @ San Francisco), 30 completions

Opponent/Game

- 52 Neil Lomax, @ St. Louis (11/11/84)
- 49 Marc Wilson, L.A. Raiders (10/23/83)

Cowboys Individual Records (Cont.)

PASS COMPLETIONS

Career

1,685 Roger Staubach (1969-79)
1,170 Don Meredith (1960-68)

Season

334 Danny White (1983), 533 attempts
267 Roger Staubach (1979), 461 attempts
260 Danny White (1980), 436 attempts
231 Roger Staubach (1978), 413 attempts
223 Danny White (1981), 391 attempts

Game

33 Gary Hogeboom (9/3/84 @ L.A. Rams), 47 attempts
31 Danny White (11/13/83 @ San Diego), 47 attempts
30 Don Meredith (11/10/63 @ San Francisco), 48 attempts
29 Danny White (10/9/83 vs. Tampa Bay), 44 attempts

Opponent/Game

28 Bill Wade, Chicago (11/18/62), 46 attempts
28 Kent Nix, @ Pittsburgh (10/22/67), 45 attempts
28 Joe Theismann, @ Washington (9/5/83), 38 attempts

TOUCHDOWN PASSES

Career

153 Roger Staubach (1969-79)
135 Don Meredith (1960-68)

Season

29 Danny White (1983) of 334 completions
28 Danny White (1980) of 260 completions
27 Roger Staubach (1979) of 267 completions
25 Roger Staubach (1978) of 231 completions

Game

5 Eddie LeBaron (10/21/62 @ Pittsburgh)
5 Don Meredith (9/18/66 vs. N.Y. Giants)
5 Don Meredith (10/9/66 vs. Philadelphia)
5 Don Meredith (9/29/68 @ Philadelphia)
5 Craig Morton (10/19/69 vs. Philadelphia)
5 Craig Morton (12/20/70 vs. Houston)
5 Danny White (10/30/83 @ N.Y. Giants)

Opponent/Game

6 Y.A. Tittle, @ N.Y. Giants (12/16/62)

PASSES HAD INTERCEPTED

Career

111 Don Meredith (1960-68)
109 Roger Staubach (1969-79)

Season

25 Eddie LeBaron (1960), 225 attempts
25 Danny White (1980), 436 attempts
23 Danny White (1983), 533 attempts
21 Craig Morton (1972), 339 attempts

Game

5 Eddie LeBaron (9/30/60 vs. Philadelphia), 29 attempts
5 Eddie LeBaron (11/5/61 vs. St. Louis), 33 attempts
5 Danny White (11/9/80 @ N.Y. Giants), 23 attempts

Opponent/Game

6 Pete Liske, @ Philadelphia (9/26/71), 29 attempts

LOWEST INTERCEPTION RATE (150 or more attempts)

Season

1.9 Roger Staubach (1971), 4 of 211
2.4 Roger Staubach (1979), 11 of 461
2.5 Roger Staubach (1977), 9 of 361
3.0 Roger Staubach (1976), 11 of 369

COMPLETION PER CENT

Career (1500 attempts)

59.4 Danny White (1976-84), 1,155 of 1,943
57.0 Roger Staubach (1969-79), 1,685 of 2,958
50.7 Don Meredith (1960-68), 1,170 of 2,308

Season

63.2 Danny White (1982), 156 of 247
62.7 Danny White (1983), 334 of 533
62.6 Roger Staubach (1973), 179 of 286
59.7 Roger Staubach (1971), 126 of 211

Cowboys Individual Records (Cont.)

Game (12 or more completions)

87.5	Danny White (11/6/83 @ Philadelphia)	21 of 24
84.2	Don Meredith (9/15/68 vs. Detroit)	16 of 19
81.2	Eddie LeBaron (9/16/62 vs. Washington)	13 of 16

LONGEST PASS PLAYS

95	Don Meredith to Bob Hayes (11/13/66 vs. Washington)	TD
91	Roger Staubach to Tony Dorsett (9/4/78 vs. Baltimore)	TD
89	Craig Morton to Bob Hayes (10/25/70 @ Kansas City)	TD

Opponent/Longest Pass Play

94	Norm Snead to Rich Houston, @ N.Y. Giants (9/24/72)	TD
----	-----------------------------------------------------	----

PASS RECEIVING

TOTAL RECEPTIONS

Career

489	Drew Pearson (1973-83)
365	Bob Hayes (1965-74)
356	Tony Hill (1977-84)
292	Tony Dorsett (1977-84)

Season

73	Ron Springs (1983), 589 yards
65	Frank Clarke (1964), 973 yards
64	Bob Hayes (1966), 1,232 yards

Game

13	Lance Rentzel (11/19/67 vs. Washington), 223 yards
11	Bill Howton (11/25/62 @ Philadelphia), 102 yards
11	Ron Springs (9/21/81 @ New England), 72 yards
11	Ron Springs (10/9/83 vs. Tampa Bay), 126 yards

Opponent/Game

12	J. R. Wilburn, @ Pittsburgh (10/22/67), 142 yards
----	---------------------------------------------------

TOTAL RECEIVING YARDS

Career

7,822	Drew Pearson (1973-83)
7,295	Bob Hayes (1965-74)
6,105	Tony Hill (1977-84)
5,214	Frank Clarke (1960-67)
3,565	Billy Joe DuPree (1973-83)
3,521	Lance Rentzel (1967-70)

Season

1,232	Bob Hayes (1966), 64 receptions
1,087	Drew Pearson (1974), 62 receptions
1,062	Tony Hill (1979), 60 receptions
1,055	Tony Hill (1980), 60 receptions
1,043	Frank Clarke (1962), 47 receptions
1,026	Drew Pearson (1979), 55 receptions
1,009	Lance Rentzel (1968), 54 receptions

Game

246	Bob Hayes (11/13/66 @ Washington), 9 receptions
241	Frank Clarke (9/16/62 vs. Washington), 10 receptions
223	Lance Rentzel (11/19/67 vs. Washington), 13 receptions
213	Tony Hill (11/12/79 vs. Philadelphia), 7 receptions

Opponent/Game

238	Harold Jackson, @ L.A. Rams (10/14/73), 7 receptions
-----	------------------------------------------------------

TOUCHDOWNS RECEIVING

Career

71	Bob Hayes (1965-74)
50	Frank Clarke (1960-67)
48	Drew Pearson (1973-83)
41	Billy Joe DuPree (1973-83)
41	Tony Hill (1977-84)

Season

14	Frank Clarke (1962), 47 receptions
13	Bob Hayes (1966), 64 receptions
12	Lance Rentzel (1969), 43 receptions
12	Bob Hayes (1965), 46 receptions

Game

4	Bob Hayes (12/20/70 vs. Houston)
---	----------------------------------

Opponent/Game

4	Harold Jackson, @ L.A. Rams (10/14/73)
---	----------------------------------------

Cowboys Individual Records (Cont.)

RUSHING - RECEIVING

Career	
12,064	Tony Dorsett (1977-84), 9,525 rushing, 2,539 receiving
8,012	Drew Pearson (1973-83), 7,822 receiving, 190 rushing
7,527	Don Perkins (1961-68), 6,217 rushing, 1,310 receiving
7,365	Bob Hayes (1965-74), 7,295 receiving, 70 rushing
6,368	Calvin Hill (1969-74), 5,009 rushing, 1,359 receiving
Season	
1,971	Tony Dorsett (1981), 1,646 rushing, 325 receiving
1,703	Tony Dorsett (1978), 1,325 rushing, 378 receiving
1,648	Tony Dorsett (1984), 1,189 rushing, 459 receiving
1,608	Tony Dorsett (1983), 1,321 rushing, 287 receiving
1,482	Tony Dorsett (1979), 1,107 rushing, 375 receiving
Game	
254	Tony Dorsett (9/4/78 vs. Baltimore), 147 rushing, 107 receiving
246	Bob Hayes (11/13/66 @ Washington), 246 receiving
241	Frank Clarke (9/16/62 vs. Washington), 241 receiving
230	Tony Dorsett (12/4/77 vs. Philadelphia), 206 rushing, 24 receiving

COMBINED YARDAGE

Career	
12,118	Tony Dorsett (1977-84), 54 return yards
9,104	Bob Hayes (1965-74), 1,739 return yards
8,180	Drew Pearson (1973-83), 168 return yards
7,978	Don Perkins (1961-68), 451 return yards
6,559	Tony Hill (1977-84), 364 return yards
6,493	Calvin Hill (1969-74), 125 return yards
6,493	Walt Garrison (1966-74), 813 return yards
Season	
1,998	Amos Marsh (1962), 729 return yards
1,971	Tony Dorsett (1981), no return yards
1,757	Tony Dorsett (1978), 54 return yards
1,648	Tony Dorsett (1984), no return yards
1,608	Tony Dorsett (1983), no return yards
Game	
285	Bob Hayes (12/24/67 vs. Cleveland-Playoff Game) 5/144 receiving, 3/141 punt returns
285	Calvin Hill (11/16/69 @ Washington) 3/100 kickoff return, 27/150 rushing, 2/35 receiving

PUNTING

TOTAL PUNTS

Career	
611	Danny White (1976-84)
247	Ron Widby (1968-71)
192	Danny Villanueva (1965-67)
Season	
82	Danny White (1984), 38.4
81	Danny White (1981), 40.8 average
80	Danny White (1977), 39.6 average
Game	
11	Danny White (9/23/84 vs. Philadelphia) 40.5 average

AVERAGE YARDS

Career	
45.1	Sam Baker (1962-63)
Season	
45.4	Sam Baker (1962), 57 punts
44.2	Sam Baker (1963), 71 punts
43.3	Ron Widby (1969), 63 punts
Game (4 or more punts)	
53.4	Ron Widby (11/3/68 @ New Orleans)
53.0	Marv Bateman (11/4/73 vs. Cincinnati)

LONGEST PUNT

84	Ron Widby (11/3/68 @ New Orleans)
----	-----------------------------------

PUNT RETURNS

TOTAL RETURNS

Career	
146	Butch Johnson (1976-83)

Cowboys Individual Records (Cont.)

109	Mel Renfro (1964-77)
104	Bob Hayes (1965-74)
Season	
54	Gary Allen (1984), 8.3 average
54	James Jones (1980), 10.1 average
51	Butch Johnson (1978), 7.9 average
Game	
9	Butch Johnson (11/15/76 vs. Buffalo)

PUNT RETURN YARDAGE

Career	
1,313	Butch Johnson (1976-83)
1,158	Bob Hayes (1965-74)
Season	
548	James Jones (1980), 10.1 average
489	Butch Johnson (1976), 10.9 average
446	Gary Allen (1984), 8.3 average
Game	
141	Bob Hayes (12/24/67 vs. Cleveland-playoff game), 3 returns
122	Bob Hayes (12//8/68 vs. Pittsburgh), 3 returns

Longest Punt Return

98	Dennis Morgan (10/13/74 vs. St. Louis)
90	Bob Hayes (12/6/68 vs. Pittsburgh)

AVERAGE YARDS

Career	
11.1	Bob Hayes (1965-74), 104 returns
9.5	Gary Allen (1983-84), 63 returns
9.0	Butch Johnson (1976-83), 146 returns
8.5	James Jones (1980-82), 87 returns
Season (14 or more returns)	
20.8	Bob Hayes (1968), 15 returns
15.1	Dennis Morgan (1974), 19 returns
13.1	Mel Renfro (1964), 32 returns
Game	
47.0	Bob Hayes (12/24/67 vs. Cleveland-playoff game), 3 for 141 yards

FAIR CATCHES

Career	
38	Mel Renfro (1964-77)
38	Butch Johnson (1976-83)
35	Golden Richards (1973-78)
Season	
18	Golden Richards (1973)
16	Cliff Harris (1972)
15	Butch Johnson (1977)
15	Gary Allen (1984)
Game	
4	Golden Richards (11/16/75 @ New England)
4	Golden Richards (11/17/74 @ Washington)
4	Lance Rentzel (12/21/68 vs. Cleveland-playoff game)
4	Cliff Harris (12/23/72 @ San Francisco-playoff game)

KICKOFF RETURNS

TOTAL RETURNS

Career	
85	Mel Renfro (1964-77)
79	Butch Johnson (1976-83)
Season	
43	Ron Fellows (1983), 19.9 average
40	Mel Renfro (1964), 25.4 average
38	Ron Springs (1979), 20.5 average
Game	
8	Mel Renfro (10/29/64 vs. Green Bay), 156 yards

KICKOFF RETURN YARDAGE

Career	
2,246	Mel Renfro (1964-77)
1,832	Butch Johnson (1976-83)
Season	
1,017	Mel Renfro (1964), 25.4 average

Cowboys Individual Records (Cont.)

855	Ron Fellows (1983), 19.9
823	Cliff Harris (1971), 28.4 average
823	Dennis Morgan (1974), 23.5 average

Game

168	Mel Renfro (11/22/64 @ Washington), 4 returns
157	Amos Marsh (10/14/62 vs. Philadelphia), 4 returns

Longest Kickoff Return

101	Amos Marsh (10/14/62 vs. Philadelphia)
101	Ike Thomas (12/4/71 vs. N.Y. Jets)
100	Mark Washington (11/22/70 @ Washington)
100	Mel Renfro (11/7/65 vs. San Francisco)

AVERAGE YARDS

Career

26.4	Mel Renfro (1964-77), 85 returns
25.7	Cliff Harris (1970-79), 63 returns

Season

30.0	Mel Renfro (1965), 21 returns
28.4	Cliff Harris (1971), 29 returns

Game (4 or more)

42.0	Mel Renfro (11/22/64 @ Washington) 4 for 168 yards
------	----------------------------------------------------

INTERCEPTIONS

TOTAL INTERCEPTIONS

Career

52	Mel Renfro (1964-77)
41	Charlie Waters (1970-78, 1980-81)
34	Cornell Green (1962-74)
32	Lee Roy Jordan (1963-76)

Season

11	Everson Walls (1981), 133 yards
10	Mel Renfro (1969), 118 yards
9	Dennis Thurman (1981), 187 yards

Game

3	Herb Adderley (9/26/71 @ Philadelphia), 102 yards
3	Lee Roy Jordan (11/4/73 vs. Cincinnati), 49 yards
3	Dennis Thurman (12/13/81 vs. Philadelphia), 37 yards

INTERCEPTION YARDAGE

Career

626	Mel Renfro (1964-77)
584	Charlie Waters (1970-78, 1980-81)
552	Cornell Green (1962-74)

Season

211	Cornell Green (1963), 7 for 30.1 average
187	Dennis Thurman (1981), 9 for 20.8 average
182	Herb Adderley (1971), 6 for 30.3 average

Game

121	Mike Gaechter (11/3/63 vs. Washington) on 2 int.
-----	--------------------------------------------------

Longest Interception Return

100	Mike Gaechter (10/14/62 vs. Philadelphia)
96	Dennis Thurman (9/6/81 @ Washington)
90	Mel Renfro (10/4/65 @ St. Louis)

TOUCHDOWN INTERCEPTIONS

Career

3	Dennis Thurman (1977-84)
3	Mel Renfro (1964-77)
3	Lee Roy Jordan (1963-76)
3	Larry Cole (1968-80)

TACKLES

Total Unassisted Tackles

Career

743	Lee Roy Jordan (1963-76)
-----	--------------------------

Season

100	Lee Roy Jordan (1975)
-----	-----------------------

Game

14	Lee Roy Jordan (10/28/73 vs. Philadelphia)
----	--------------------------------------------

Total Assisted Tackles

Career

493	Lee Roy Jordan (1963-76)
-----	--------------------------

Season

101	Jerry Tubbs (1960)
-----	--------------------

Cowboys Individual Records (Cont.)

Game	15	Jerry Tubbs (11/27/60 vs. Chicago)
Total Tackles Combined		
Career	1,236	Lee Roy Jordan (1963-76)
Season	167	Bob Breunig (1979)
	163	Lee Roy Jordan (1973)
Game	21	Lee Roy Jordan (9/26/71 vs. Philadelphia)

SACKS

Total Sacks

Career	125	Harvey Martin (1973-83)
Season	23	Harvey Martin (1977)
Game	4	Randy White (12/10/78 @ Philadelphia)
	4	Jethro Pugh (10/15/72 @ Baltimore)
	4	Jethro Pugh (11/7/71 @ St. Louis)
	4	Jethro Pugh (10/25/70 @ Kansas City)
	4	Jethro Pugh (11/22/70 @ Washington)
Opponent/Game	3 1/2	Jerry Sherk @ Cleveland (9/24/79)
	3 1/2	John Mendenhall, N.Y. Giants (9/29/74)

Cowboys Team Records

1960: 12 games; 1961-77: 14 games; 1978-81, 1983: 16 games. NOTE: The 1982 regular season was reduced from 16 games to 9 because of a players' strike.

SCORING

MOST POINTS SCORED

Season	479	1983
	445	1966**
Game	59	9/15/68 vs. Detroit
	59	10/12/80 vs. San Francisco

FEWEST POINTS SCORED

Season	177	1960
	236	1961**
	308	1984*
Game	0	11/16/70 vs. St. Louis

OPPONENT/MOST POINTS SCORED

Season	402	1962
Game	54	10/18/70 @ Minnesota

OPPONENT/FEWEST POINTS SCORED

Season	186	1968
	208	1978*
Game	0	9 times, last 9/4/78 vs. Baltimore

MOST POINTS, BOTH TEAMS

Game	86	9/19/71 @ Buffalo, (Dallas 49, Buffalo 37)
	78	10/23/83 vs. L.A. Raiders, (Raiders 40, Dallas 38)

*16-game record;

FEWEST POINTS, BOTH TEAMS

Game	8	12/12/70 @ Cleveland, (Dallas 6, Cleveland 2)
------	---	-----------------------------------------------

MOST DECISIVE WIN

Game	49	10/9/66 vs. Philadelphia, (Dallas 56, Philadelphia 7)
	46	9/15/68 vs. Detroit, (Dallas 59, Detroit 13)
	45	9/18/66 vs. N.Y. Giants, (Dallas 52, Giants 7)
	45	10/12/80 vs. San Fran., (Dallas 59, San Fran. 14)

MOST DECISIVE LOSS

Game	41	10/16/60 vs. Cleveland, (Cleveland 48, Dallas 7)
	41	10/18/70 @ Minnesota, (Minnesota 54, Dallas 13)

MOST TOUCHDOWNS SCORED

Season	60	1980
	56	1966**
Game	8	10/9/66 vs. Philadelphia
	8	9/15/68 vs. Detroit
	8	10/12/80 vs. San Francisco

FEWEST TOUCHDOWNS SCORED

Season	23	1960
	29	1961**
	34	1984*

**14-game record

Cowboys Team Records (Cont.)

OPPONENT/MOST TDS SCORED

Season 52 1962
 Game 7 12/9/62 @ St. Louis

OPPONENT/FEWEST TDS SCORED

Season 22 1973
 25 1978*

MOST TOUCHDOWNS BY:

RUSHING

Season 26 1980
 25 1971**

Game 5 9/19/71 @ Buffalo

PASSING

Season 31 1962, 83

Game 5 6 times, last 10/30/83
 @ N.Y. Giants

INTERCEPTIONS

Season 3 1966, 67, 68, 75

Game 1 29 times, last 12/2/84
 @ Philadelphia

KO RETURNS

Season 2 1971

PUNT RETURN

Season 2 1968

FEWEST TOUCHDOWNS BY:

RUSHING

Season 6 1960
 6 1961**
 12 1984*

PASSING

Season 10 1964
 19 1984*

OPPONENT/MOST TOUCHDOWNS BY:

RUSHING

Season 24 1960

Game 5 4 times, last 10/10/65
 vs. Philadelphia

PASSING

Season 33 1962

Game 5 10/30/60 vs. Baltimore
 5 11/2/69 @ Cleveland

INTERCEPTIONS

Season 6 1961

KO RETURN

Season 3 1966

PUNT RETURNS

Game 1 7 times, last 12/19/83 @
 San Francisco

*16-game record;

OPPONENT/FEWEST TDS BY:

RUSHING

Season 2 1968
 3 1969
 8 1984*

PASSING

Season 10 1970
 11 1978*

MOST PATS SCORED

Season 59 1980
 56 1966**

Game 8 9/15/68 vs. Detroit
 8 10/12/80 vs. San Fran.

OPPONENT/MOST PATS SCORED

Season 49 1962

Game 7 12/9/62 @ St. Louis

MOST FGS SCORED

Season 27 1981
 23 1984

Game 4 11/24/66 vs. Cleveland
 4 11/12/72 vs. St. Louis
 4 9/21/75 vs. L.A. Rams
 4 9/6/81 @ Washington
 4 9/21/81 @ New England

SCORE BY QUARTERS

1ST QUARTER

28 10/19/69 vs. Philadelphia
 28 12/4/71 vs. N.Y. Jets

2ND QUARTER

24 9/18/66 vs. N.Y. Giants
 24 10/30/66 vs. Pittsburgh
 24 9/15/68 vs. Detroit
 24 10/24/71 vs. New England
 24 10/12/80 vs. San Francisco

3RD QUARTER

21 10/30/66 vs. Pittsburgh
 21 9/24/73 vs. New Orleans
 21 12/7/74 vs. Cleveland
 21 9/28/75 vs. St. Louis
 21 10/26/80 vs. San Diego

4TH QUARTER

21 12/19/65 @ N.Y. Giants
 21 9/15/68 vs. Detroit
 21 10/6/75 @ Detroit
 21 10/21/73 vs. N.Y. Giants
 21 11/27/80 vs. Seattle
 21 10/21/84 vs. New Orleans

SCORE BY HALVES

1ST HALF

42 10/19/69 vs. Philadelphia

2ND HALF

31 9/29/68 @ Philadelphia
 31 11/17/68 @ Washington

OPPONENT/SCORE BY QUARTERS

1ST QUARTER

21 12/3/60 vs. Cleveland
 21 10/11/81 @ San Francisco
 21 12/19/83 @ San Francisco

**14-game record

Cowboys Team Records (Cont.)

2ND QUARTER	28	12/16/62 @ N.Y. Giants
3RD QUARTER	21	12/17/61 @ Washington
4TH QUARTER	21	12/9/62 @ St. Louis
	21	11/28/65 @ Washington
	21	11/16/70 vs. St. Louis
	21	11/5/72 @ San Diego

OPPONENT/SCORE BY HALVES		
1ST HALF	35	12/16/62 @ N.Y. Giants
2ND HALF	38	12/9/62 @ St. Louis

SCORE BY QUARTERS, BOTH TEAMS		
1ST QUARTER	35	10/19/69 vs. Philadelphia
2ND QUARTER	38	11/10/75 vs. Kansas City
	38	10/23/83 vs. L.A. Raiders
3RD QUARTER	35	9/28/75 vs. St. Louis
4TH QUARTER	35	10/21/73 vs. N.Y. Giants

SCORE BY HALVES, BOTH TEAMS		
1ST HALF	59	12/16/62 @ N.Y. Giants
2ND HALF	52	9/28/75 vs. St. Louis
		FIRST DOWNS

MOST FIRST DOWNS		
Season	342	1978, 83
Game	32	10/9/66 vs. Philadelphia
	32	9/10/78 @ N.Y. Giants
	32	11/12/78 @ Green Bay
	32	10/16/83 vs. Philadelphia

FEWEST FIRST DOWNS		
Season	180	1960
	211	1965**
	321	1981*
Game	8	10/16/60 vs. Cleveland
	8	11/12/61 @ Pittsburgh
	8	12/10/61 @ St. Louis
	8	11/29/64 vs. Green Bay
	8	11/1/70 vs. Philadelphia

OPPONENT/MOST FIRST DOWNS		
Season	296	1980
Game	31	10/23/83 vs. L.A. Raiders

OPPONENT/FEWEST FIRST DOWNS		
Season	199	1974
	232	1978*
Game	5	11/6/66 @ Philadelphia
	5	10/20/74 vs. Philadelphia

MOST FIRST DOWNS, BOTH TEAMS		
Season	633	1980
Game	55	10/1/67 vs. L.A. Rams

*16-game record;

MOST FIRST DOWNS BY:

RUSHING		
Season	147	1974
Game	19	12/6/81 @ Baltimore
PASSING		
Season	205	1983
Game	23	11/10/63 @ San Francisco
PENALTY		
Season	29	1978
Game	6	10/9/83 vs. Tampa Bay

FEWEST FIRST DOWNS BY:

RUSHING		
Season	57	1960
	87	1965**
	93	1984*
Game	0	11/16/70 vs. St. Louis
PASSING		
Season	95	1970
	158	1981*
Game	3	8 times, last 9/23/74 @ Philadelphia

PENALTY		
Season	9	1961
	9	1962**
	9	1971**

OPPONENT/MOST FIRST DOWNS BY:

RUSHING		
Season	122	1961
Game	17	9/30/84 @ Chicago
PASSING		
Season	181	1983
Game	21	11/18/62 vs. Chicago
	21	11/20/83 vs. Kansas City
	21	11/11/84 @ St. Louis
PENALTY		
Season	28	1980
Game	5	11/21/65 vs. Cleveland
	5	12/7/74 vs. Cleveland
	5	11/20/83 vs. Kansas City

OPPONENT/FEWEST FIRST DOWNS BY:

RUSHING		
Season	52	1969
	82	1983*
PASSING		
Season	94	1977
	128	1978*

**14-game record

Cowboys Team Records (Cont.)

PENALTY

Season	10	1969
	18	1981*

TOTAL YARDS

MOST NET YARDS GAINED

Season	5,968	1979
Game	652	10/6/66 vs. Philadelphia
	583	9/4/78 vs. Baltimore
	578	9/30/73 vs. St. Louis

FEWEST NET YARDS GAINED

Season	3,153	1960
	3,704	1964**
	5,320	1984*

Game	126	12/10/61 @ St. Louis
------	-----	----------------------

OPPONENT/MOST NET YARDS GAINED

Season	5,427	1983
Game	529	10/25/81 vs. Miami
	527	12/9/62 @ St. Louis

OPPONENT/FEWEST NET YDS. GAINED

Season	3,213	1977
	4,009	1978**

Game	63	10/24/65 @ Green Bay
	80	12/10/67 vs. Philadelphia

MOST NET YARDS, BOTH TEAMS

Season	11,386	1983
Game	995	10/25/81 vs. Miami
	926	11/10/63 @ San Francisco

RUSHING

MOST YARDS RUSHING

Season	2,783	1978
Game	354	12/6/81 @ Baltimore

FEWEST YARDS RUSHING

Season	1,049	1960
	1,608	1965**
	1,714	1984*
Game	33	12/11/83 vs. Washington

OPPONENT/MOST YARDS RUSHING

Season	2,242	1960
	2,226	1984*

Game	289	10/22/61 vs. Philadelphia
------	-----	---------------------------

OPPONENT/FEWEST YARDS RUSHING

Season	1,050	1969
	1,499	1983*

Game	7	10/30/66 vs. Pittsburgh
------	---	-------------------------

MOST YARDS RUSHING, BOTH TEAMS

Season	5,760	1981
--------	-------	------

Game

510	12/6/81 @ Baltimore
466	10/22/61 vs. Philadelphia

MOST ATTEMPTS RUSHING

Season	630	1981
--------	-----	------

Game	66	12/6/81 @ Baltimore
------	----	---------------------

FEWEST RUSHING ATTEMPTS

Season	311	1960
	416	1961**
	469	1984*

Game	16	11/7/65 vs. San Francisco
------	----	---------------------------

OPPONENT/MOST ATMPPTS. RUSHING

Season	510	1984
--------	-----	------

Game	54	10/11/70 vs. Atlanta
------	----	----------------------

OPPONENT/FEWEST ATMPPTS. RSHNG.

Season	313	1969
	410	1983*

Game	12	10/16/83 vs. Philadelphia
	12	9/24/67 vs. N.Y. Giants
	12	10/30/66 vs. Pittsburgh

PASSING

MOST NET YARDS PASSING

Season	3,842	1983
--------	-------	------

Game	440	10/9/66 vs. Philadelphia
------	-----	--------------------------

FEWEST NET YARDS PASSING

Season	2,013	1964
	3,104	1980*

Game	-10	10/24/65 @ Green Bay
------	-----	----------------------

OPPONENT/MOST NET YDS. PASSING

Season	3,928	1983
--------	-------	------

Game	437	11/18/62 vs. Chicago
------	-----	----------------------

OPPONENT/FEWEST NET YDS. PASS.

Season	1,562	1977
	2,288	1980*

Game	-1	10/24/65 @ Green Bay
	-1	12/21/75 @ N.Y. Jets

MOST GROSS YARDS PASSING

Season	4,156	1983
--------	-------	------

Game	460	11/10/63 @ San Francisco
------	-----	--------------------------

FEWEST GROSS YARDS PASSING

Season	2,388	1960
	2,445	1970**
	3,356	1980*

Game	42	10/24/65 @ Green Bay
------	----	----------------------

OPPONENT/MOST GROSS YDS. PASS.

Season	4,365	1983
--------	-------	------

*16-game record;

**14-game record

Cowboys Team Records (Cont.)

Game	466	11/18/62 vs. Chicago
OPPONENT/FEWEST GROSS YDS. PASS.		
Season	1,991	1977
	2,730	1978*
Game	-15	12/21/75 @ N.Y. Jets
MOST PASS ATTEMPTS		
Season	604	1984
Game	50	10/26/75 @ Philadelphia
FEWEST PASS ATTEMPTS		
Season	297	1970
	439	1981*
Game	11	10/21/73 vs. N.Y. Giants
	11	10/11/70 vs. Atlanta
OPPONENT/MOST PASS ATTEMPTS		
Season	558	1983
Game	59	11/20/83 vs. Kansas City
OPPONENT/FEWEST PASS ATTEMPTS		
Season	293	1960
	326	1961**
	432	1978*
Game	10	10/3/71 vs. Washington
	10	11/22/73 vs. Miami
MOST PASS COMPLETIONS		
Season	346	1983
Game	33	9/3/84 @ L.A. Rams
FEWEST PASS COMPLETIONS		
Season	149	1970
	251	1978*
Game	4	10/11/70 vs. Atlanta
OPPONENT/MOST PASS COMPLETIONS		
Season	299	1983
Game	33	11/20/83 vs. Kansas City
OPPONENT/FEWEST PASS COMPLNS.		
Season	146	1960
	154	1977**
	202	1978*
Game	2	12/21/75 @ N.Y. Jets
DEFENSE, MOST QB SACKS		
Season	60	1966
	58	1978*
Game	12	11/20/66 @ Pittsburgh
	11	10/6/75 @ Detroit

*16-game record;

OPPONENT/DFNS., MOST QB SACKS		
Season	68	1964
Game	9	10/24/65 @ Green Bay
DEFENSE, MOST QB SACK YARDS		
Season	452	1969
Game	84	10/6/75 @ Detroit
OPNT./DFNS., MOST QB SACK YDS.		
Season	503	1964
Game	67	9/25/83 vs. New Orleans
INTERCEPTIONS		
MOST PASSES INTERCEPTED		
Season	37	1981
	29	1967**
Game	7	9/30/60 vs. Philadelphia
	7	9/26/71 @ Philadelphia
FEWEST PASSES INTERCEPTED		
Season	13	1974, 1979
OPPONENT/MOST PASSES INTER.		
Season	33	1960
Game	5	9/30/60 vs. Philadelphia
	5	11/5/61 vs. St. Louis
	5	11/9/80 @ N.Y. Giants
	5	12/2/84 @ Philadelphia
OPPONENT/FEWEST PASSES INTER.		
Season	10	1977
	13	1979*
PENALTIES		
MOST PENALTIES		
Season	107	1980
Game	15	10/18/81 vs. L.A. Rams
	14	11/6/77 @ N.Y. Giants
	14	9/9/79 @ San Francisco
FEWEST PENALTIES		
Season	47	1961
	96	1978**
Game	0	12/10/61 @ St. Louis
	0	11/23/80 vs. Washington
OPPONENT/MOST PENALTIES		
Season	106	1980
Game	14	10/9/83 vs. Tampa Bay
OPPONENT/FEWEST PENALTIES		
Season	38	1961
	70	1979*
Game	0	10/21/62 @ Pittsburgh
	0	12/5/65 @ Philadelphia

**14-game record

Cowboys Team Records (Cont.)

MOST YARDS PENALIZED

Season
952 1964, 71

Game
161 11/2/70 @ Washington
159 10/13/68 vs. Philadelphia

FEWEST YARDS PENALIZED

Season
427 1961
704 1978*

Game
0 12/10/61 @ St. Louis
0 11/23/80 vs. Washington

OPPONENT/MOST YARDS PENALIZED

Season
989 1980

Game
185 10/9/83 vs. Tampa Bay
166 10/9/77 @ St. Louis

OPPONENT/FEWEST YDS. PENALIZED

Season
362 1961
704 1979*

Game
0 10/21/62 @ Pittsburgh
0 12/5/65 @ Philadelphia

BOTH TEAMS, FEWEST YDS. PENAL.

Season
789 1961
1,549 1979

Game
10 12/10/61 @ St. Louis

PUNTING

MOST PUNTS

Season
108 1984

Game
11 9/23/84 vs. Philadelphia

OPPONENT/MOST PUNTS

Season
108 1978

Game
11 9/30/62 @ L.A. Rams
11 9/15/74 @ Atlanta
11 11/15/76 vs. Buffalo
11 11/22/84 vs. New England

HIGHEST AVERAGE

Season
45.4 1962

Game
53.4 11/3/68 vs. New Orleans (4)

OPPONENT/HIGHEST AVERAGE

Season
45.5 1961

Game
54.3 10/17/65 @ Cleveland (6)

PUNT RETURNS

MOST PUNT RETURNS

Season
63 1978

Game
9 11/15/76 vs. Buffalo

MOST PUNT RETURN YARDS

Season
573 1974
556 1980*

Game

122 12/8/68 vs. Pittsburgh

OPPONENT/MOST PUNT RETURNS

Season
55 1984

Game
8 11/4/84 vs. N.Y. Giants

OPPONENT/MOST PUNT RETURN YDS.

Season
588 1983

Game
109 11/16/70 vs. St. Louis

KICKOFF RETURNS

MOST KICKOFF RETURNS

Season
70 1983

Game
9 10/18/70 @ Minnesota

MOST KICKOFF RETURN YARDS

Season
1,376 1971
1,351 1983*

Game
260 11/7/65 vs. San Francisco

OPPONENT/MOST KICKOFF RETURNS

Season
78 1966, 83*

Game
10 9/15/68 vs. Detroit

OPPONENT/MOST KICKOFF RET. YDS.

Season
1,806 1983

Game
261 11/6/66 @ Philadelphia

FUMBLES

MOST FUMBLES

Season
46 1951
45 1981*

Game
7 10/11/71 vs. N.Y. Giants

MOST FUMBLES LOST

Season
21 1961, 71, 79

Game
5 11/13/68 @ New Orleans

5 10/11/71 vs. N.Y. Giants

5 11/10/75 vs. Kansas City

OPPONENT/MOST FUMBLES

Season
44 1973
43 1981*

Game
7 11/28/65 @ Washington

7 11/10/75 vs. Kansas City

OPPONENT/MOST FUMBLES LOST

Season
25 1971
21 1983*

Game
5 10/11/71 vs. N.Y. Giants

5 9/16/73 @ Chicago

5 10/12/80 vs. San Francisco

5 10/23/83 vs. L.A. Raiders

*16-game record;

**14-game record

Miscellaneous Records

INDIVIDUAL

MOST CONSECUTIVE PASSES COMPLETED

- 12 Roger Staubach (last 11 vs. Baltimore, Sept. 4, 1978, and first one vs. N.Y. Giants, Sept. 10, 1978).
- 12 Danny White (@ Philadelphia, Nov. 6, 1983).

MOST CONSECUTIVE PASSES WITHOUT INTERCEPTION

- 166 Don Meredith (began vs. Philadelphia, Dec. 5, 1965, ended vs. St. Louis, Oct. 16, 1966).

MOST CONSECUTIVE GAMES RUSH FOR TD

- 6 Tony Dorsett in 1977.
- 6 Tony Dorsett in 1980.

MOST CONSECUTIVE GAMES CATCH TD PASS

- 7 Frank Clarke (final game of 1961 season, first six games in '62).
- 7 Bob Hayes (final three games of 1965 season, first four games in 1966).

MOST CONSECUTIVE GAMES INTERCEPT PASS

- 5 Don Bishop in 1961.

MOST CONSECUTIVE PATs

- 99 Mike Clark (last 17 in 1969, all 35 in 1970 and all 47 in 1971).

MOST CONSECUTIVE GAMES AT LEAST ONE PASS CATCH

- 58 Drew Pearson (final three games of 1974 season, all of 1975, 1976 and 1977, first 13 games of 1978; ended vs. New England, Dec. 3, 1978).

MOST CONSECUTIVE FG

- 9 Rafael Septien (began vs. New England, Sept. 21, 1981, ended vs. Miami, Oct. 25, 1981)

MOST CONSECUTIVE GAMES KICK FG

- 10 Mike Clark (final nine games of 1969 season, first game in 1970).
- 10 Toni Fritsch, twice (final seven games of 1972 season, first three games in 1973; first 10 games in 1975).

MOST SEASONS PLAYED

- 14 Bob Lilly (1961-74)
Lee Roy Jordan (1963-76)
Jethro Pugh (1965-78)
- 13 Cornell Green (1962-74)
Dave Edwards (1963-75)
D. D. Lewis (1968, 1970-81)

MOST CONSECUTIVE GAMES PLAYED

- 196 Bob Lilly (from 1961 through 1974).
- 168 Cornell Green (1962-74)
- 159 Billy Joe DuPree (1973-83)

MOST TACKLES IN A SEASON

- 167 Bob Breunig, 1979

MOST UNASSISTED TACKLES IN A GAME

- 14 Lee Roy Jordan vs. Philadelphia, Oct. 28, 1973.

MOST ASSISTED TACKLES IN A GAME

- 15 Jerry Tubbs vs. Chicago, Nov. 27, 1960.

MOST TACKLES COMBINED IN A GAME

- 21 Lee Roy Jordan vs. Philadelphia, Sept. 26, 1971.

TEAM

***CONSECUTIVE WINNING SEASONS**

- 19 (1966-84)

***CONSECUTIVE PLAYOFF APPEARANCES**

- 9 (1975-83)

***CONSECUTIVE SEASON-OPENING VICTORIES**

- 17 (1965-81)

ALL-TIME TEXAS STADIUM RECORD

- 90-23 (1971-84, regular season and playoffs)

LONGEST HOME WINNING STREAK

18 games (began Sept. 8, 1980 @ Washington, ended Sept. 13, 1982 vs. Pittsburgh)

MOST CONSECUTIVE GAMES INTERCEPT PASS

28 Every game in 1962 and 1963.

MOST CONSECUTIVE PATs

162 1969, 1970, 1971, 1972, 1973.

MOST CONSECUTIVE GAMES WITHOUT LOSING FUMBLE

3 1973, 1974, 1975, 1976 and 1977.

*NFL record

PAT Record

21 of 23 in 1960 — last 17 straight.	38 of 40 in 1975 — last 34.
29 of 29 in 1961 — all 29.	34 of 34 in 1976 — all 34.
50 of 51 in 1962 — first 33, last 17.	39 of 41 in 1977 — first 14, last 16.
38 of 40 in 1963 — first 32.	46 of 48 in 1978 — first 8, last one.
28 of 30 in 1964 — last 23.	40 of 45 in 1979 — first one, last 26.
37 of 38 in 1965 — last 24.	59 of 60 in 1980 — first 52, last 7.
56 of 56 in 1966 — all 56.	40 of 40 in 1981 — all 40
41 of 44 in 1967 — first 8, last 1.	28 of 28 in 1982 — all 28
54 of 54 in 1968 — all 54.	57 of 59 in 1983 — first 13, last 20.
43 of 44 in 1969 — first 26, last 17.	33 of 34 in 1984 — first 17, last 16.
35 of 35 in 1970 — all 35.	
50 of 50 in 1971 — all 50.	
36 of 36 in 1972 — all 36.	
45 of 46 in 1973 — first 24, last 21.	
37 of 38 in 1974 — first 4, last 33.	

Largest Margin of Victory

- 49 points, (56-7) vs. Philadelphia, 1966
- 46 points, (59-13) vs. Detroit, 1968
- 45 points, (52-7) vs. NY Giants, 1966
- 45 points, (59-14) vs. San Francisco, 1980
- 44 points, (51-7) vs. Seattle, 1980
- 42 points, (52-10) vs. Houston, 1970
- 42 points, (52-10) vs. NY Jets, 1971
- 38 points, (52-14) vs. Cleveland, 1967
(Eastern Conference Championship Game)
- 38 points, (38-0) vs. Baltimore, 1978
- 38 points, (38-0) vs. Tampa Bay, 1982
(1981 NFC Divisional Playoff)
- 37 points, (40-3) vs. New Orleans, 1973
- 37 points, (37-0) vs. Detroit, 1977
- 35 points, (49-14) vs. Philadelphia, 1969
- 35 points, (42-7) vs. Philadelphia, 1971
- 35 points, (45-10) vs. St. Louis, 1973
- 34 points, (34-0) vs. Washington, 1970

Largest Margin of Defeat

- 41 points, (48-7) vs. Cleveland, 1960
- 41 points, (54-13) vs. Minnesota, 1970
- 38 points, (45-7) vs. Baltimore, 1960
- 38 points, (38-0) vs. St. Louis, 1970
- 36 points, (43-7) vs. Philadelphia, 1961
- 34 points, (41-7) vs. Green Bay, 1960
- 32 points, (52-20) vs. St. Louis, 1962
- 32 points, (42-10) vs. Cleveland, 1969
- 31 points, (45-14) @ San Francisco, 1981
- 30 points, (37-7) vs. Pittsburgh, 1961

Cowboys Big Days

RUSHING

(includes all 100-yard days)

- 206—Tony Dorsett vs. Philadelphia, Dec. 4, 1977 (23 carries).
- 183—Tony Dorsett @ N.Y. Giants, Nov. 9, 1980 (24 carries).
- 175—Tony Dorsett @ Baltimore, Dec. 6, 1981 (30 carries).
- 162—Tony Dorsett @ New England, Sept. 21, 1981 (19 carries).
- *160—Tony Dorsett vs. L.A. Rams, Dec. 28, 1980 (22 carries).
- 159—Tony Dorsett vs. L.A. Rams, Oct. 18, 1981 (27 carries).
- 154—Tony Dorsett vs. St. Louis, Sept. 24, 1978 (21 carries).
- 153—Tony Dorsett @ Minnesota, Jan. 3, 1983 (16 carries).
- 153—Calvin Hill vs. San Francisco, Nov. 10, 1974 (32 carries).
- 152—Tony Dorsett vs. New Orleans, Nov. 19, 1978 (25 carries).
- 151—Tony Dorsett @ Washington, Sept. 5, 1983 (14 carries).
- 150—Calvin Hill @ Washington, Nov. 16, 1969 (27 carries).
- 149—Tony Dorsett @ Green Bay, Nov. 12, 1978 (23 carries).
- 147—Tony Dorsett vs. Baltimore, Sept. 4, 1978 (15 carries).
- 145—Tony Dorsett @ Minnesota, Oct. 7, 1979 (21 carries).
- *143—Duane Thomas vs. San Francisco, Jan. 3, 1971 (27 carries).
- 141—Tony Dorsett @ Minnesota, Oct. 2, 1983 (26 carries).
- 141—Tony Dorsett @ St. Louis, Oct. 9, 1977 (14 carries).
- 140—Calvin Hill vs. Philadelphia, Oct. 20, 1974 (26 carries).
- 138—Calvin Hill @ New Orleans, Sept. 28, 1969 (23 carries).
- 137—Don Perkins vs. St. Louis, Oct. 28, 1962 (24 carries).
- 137—Don Perkins vs. N. Y. Giants, Oct. 11, 1964 (17 carries).
- *135—Duane Thomas vs. Detroit, Dec. 26, 1970 (30 carries).
- 134—Duane Thomas @ Kansas City, Oct. 25, 1970 (20 carries).
- 133—Don Perkins @ Green Bay, Oct. 24, 1965 (22 carries).
- 132—Tony Dorsett @ Washington, Sept. 6, 1981 (20 carries).
- 130—Calvin Hill @ Chicago, Sept. 16, 1973 (31 carries).
- 129—Tony Dorsett vs. St. Louis, Sept. 13, 1981 (16 carries).
- *125—Calvin Hill @ San Francisco, Dec. 23, 1872 (18 carries).
- 124—Robert Newhouse @ St. Louis, Dec. 16, 1973 (19 carries).
- 124—Tony Dorsett vs. New Orleans, Sept. 25, 1983 (16 carries).
- 123—Don Perkins vs. Cleveland, Dec. 3, 1961 (20 carries).
- 123—Duane Thomas vs. Washington, Dec. 6, 1970 (19 carries).
- 123—Calvin Hill vs. N. Y. Giants, Oct. 21, 1973 (23 carries).
- 122—Tony Dorsett vs. Miami, Oct. 25, 1981 (24 carries).
- 122—Scott Laidlaw vs. Washington, Nov. 23, 1978 (16 carries).
- 122—Tony Dorsett vs. St. Louis, Nov. 16, 1980 (26 carries).
- 121—Walt Garrison vs. Washington, Dec. 9, 1972 (10 carries).
- 121—Tony Dorsett @ N.Y. Jets, Dec. 17, 1978 (29 carries).
- 120—Robert Newhouse @ Seattle, Oct. 3, 1976 (19 carries).
- 120—Calvin Hill @ St. Louis, Dec. 3, 1972 (26 carries).
- 119—Tony Dorsett vs. Cincinnati, Sept. 30, 1979 (20 carries).
- 117—Tony Dorsett @ Seattle, Dec. 4, 1983 (26 carries).
- 117—Tony Dorsett vs. Buffalo, Nov. 9, 1981 (28 carries).
- 117—Amos Marsh vs. Cleveland, Dec. 2, 1962 (17 carries).
- 117—Calvin Hill @ Philadelphia, Sept. 20, 1970 (25 carries).
- 117—Calvin Hill vs. Atlanta, Oct. 11, 1970 (29 carries).
- 116—Tony Dorsett vs. Cleveland, Nov. 25, 1982 (20 carries).
- 115—Tony Dorsett vs. Washington, Nov. 22, 1981 (23 carries).
- 115—Duane Thomas vs. Houston, Dec. 20, 1970 (17 carries).
- 114—Dan Reeves @ Cleveland, Sept. 17, 1967 (18 carries).
- 112—Duane Thomas vs. N. Y. Jets, Dec. 4, 1971 (14 carries).
- 111—Don Perkins vs. Cleveland, Nov. 24, 1966 (23 carries).
- 111—Don Perkins vs. Atlanta, Nov. 5, 1967 (21 carries).
- 111—Calvin Hill vs. Washington, Dec. 9, 1972 (24 carries).
- 111—Tony Dorsett @ N.Y. Giants, Sept. 10, 1978 (24 carries).
- 111—Tony Dorsett vs. St. Louis, Oct. 21, 1979 (20 carries).
- 110—Tony Dorsett @ Philadelphia, Dec. 2, 1984 (22 carries).
- *110—Tony Dorsett vs. Tampa Bay, Jan. 9, 1983 (26 carries).
- 110—Calvin Hill vs. Washington, Dec. 9, 1973 (27 carries).
- 109—Amos Marsh @ Washington, Nov. 4, 1962 (10 carries).
- 109—Don Perkins @ Washington, Sept. 29, 1963 (25 carries).
- 109—Calvin Hill vs. New Orleans, Nov. 9, 1969 (13 carries).

*Playoff Game

Cowboys Big Days (Cont.)

- 108—Don Perkins vs. Minnesota, Sept. 24, 1961 (17 carries).
- 108—Don Perkins @ Pittsburgh, Oct. 21, 1962 (20 carries).
- 108—Dan Reeves vs. Washington, Dec. 11, 1966 (10 carries).
- *108—Don Perkins vs Green Bay, Jan. 1, 1967 (17 carries).
- 108—Calvin Hill vs. Pittsburgh, Oct. 8, 1972 (23 carries).
- 108—Robert Newhouse @ N.Y. Jets, Dec. 21, 1975 (19 carries).
- 108—Robert Newhouse @ St. Louis, Sept. 2, 1979 (18 carries).
- 108—Tony Dorsett vs. Chicago, Sept. 16, 1979 (20 carries).
- 108—Tony Dorsett vs. N.Y. Giants, Dec. 2, 1979 (29 carries).
- 108—Tony Dorsett vs. Kansas City, Nov. 20, 1983 (18 carries).
- 107—Tony Dorsett vs. Seattle, Nov. 27, 1980 (24 carries).
- 105—Tony Dorsett vs. New Orleans, Dec. 19, 1982 (25 carries).
- 104—Tony Dorsett vs. Indianapolis, Oct. 28, 1984 (24 carries).
- 104—Duane Thomas @ Washington, Nov. 22, 1970 (16 carries).
- 104—Scott Laidlaw vs. Philadelphia, Sept. 12, 1976 (19 carries).
- 103—Don Perkins @ Washington, Nov. 17, 1968 (13 carries).
- 103—Calvin Hill @ Washington, Oct. 8, 1973 (21 carries).
- 103—Tony Dorsett vs. L.A. Rams, Oct. 14, 1979 (24 carries).
- 102—Walt Garrison vs. N.Y. Giants, Oct. 27, 1969 (16 carries).
- 102—Tony Dorsett vs. St. Louis, Nov. 24, 1983 (17 carries).
- 101—Tony Dorsett vs. Philadelphia, Dec. 13, 1981 (28 carries).
- *101—Tony Dorsett @ L.A. Rams, Jan. 8, 1979 (17 carries).
- 101—Duane Thomas @ St. Louis, Nov. 7, 1971 (26 carries).
- 101—Preston Pearson vs. Green Bay, Oct. 19, 1975 (15 carries).
- 101—Robert Newhouse @ Green Bay, Nov. 12, 1978 (18 carries).
- 100—Calvin Hill @ Philadelphia, Nov. 19, 1972 (15 carries).
- 100—Calvin Hill @ Philadelphia, Oct. 28, 1973 (25 carries).
- 100—Tony Dorsett vs. Tampa Bay, Sept. 21, 1980 (20 carries).

PASSING

- 460—Don Meredith @ San Francisco, Nov. 10, 1963 (30 of 48).
- 406—Don Meredith @ Washington, Nov. 13, 1966 (21 of 29).
- 394—Don Meredith @ Philadelphia, Nov. 6, 1966 (14 of 24).
- 377—Danny White vs. Tampa Bay, Oct. 9, 1983 (29 of 44).
- 358—Don Meredith vs. N. Y. Giants, Sept. 18, 1966 (14 of 24).
- 354—Danny White vs. Miami, Oct. 25, 1981 (22 of 32).
- 349—Craig Morton vs. Houston, Dec. 20, 1970 (13 of 17).
- 347—Danny White vs. Pittsburgh, Sept. 13, 1982 (25 of 36).
- 345—Eddie LeBaron vs. Pittsburgh, Sept. 24, 1960 (15 of 28).
- 343—Gary Hogeboom @ L.A. Rams, Sept. 3, 1984 (33 of 47).
- 339—Roger Staubach vs. Baltimore, Sept. 26, 1976 (22 of 28).
- 336—Roger Staubach vs. Washington, Dec. 16, 1979 (24 of 42).
- *330—Danny White vs. L.A. Rams, Dec. 26, 1983 (32 of 53).
- 327—Danny White vs. Washington, Dec. 9, 1984 (22 of 42).
- 326—Don Meredith vs. St. Louis, Dec. 11, 1965 (16 of 30).
- *322—Danny White @ Atlanta, Jan. 4, 1981 (25 of 39).
- 320—Gary Hogeboom vs. Philadelphia, Sept. 16, 1984 (22 of 40).
- 314—Roger Staubach @ Philadelphia, Oct. 26, 1975 (27 of 49).
- 308—Roger Staubach vs. Philadelphia, Nov. 12, 1979 (17 of 28).
- 307—Roger Staubach vs. St. Louis, Sept. 28, 1975 (23 of 34).
- 306—Don Meredith @ Philadelphia, Oct. 13, 1968 (21 of 38).
- 304—Danny White @ N.Y. Giants, Oct. 30, 1983 (15 of 33).
- 303—Roger Staubach @ Cleveland, Sept. 24, 1979 (21 of 39).
- 302—Don Meredith vs. Philadelphia, Nov. 17, 1963 (25 of 33).

RECEIVING

- 246—Bob Hayes @ Washington, Nov. 13, 1966 (9 catches).
- 241—Frank Clarke vs. Washington, Sept. 16, 1962 (10 catches).
- 223—Lance Rentzel vs. Washington, Nov. 19, 1967 (13 catches).
- 213—Tony Hill vs. Philadelphia, Nov. 12, 1979 (7 catches).
- 195—Bob Hayes vs. N. Y. Giants, Sept. 18, 1966 (6 catches).
- 190—Frank Clarke @ San Francisco, Nov. 10, 1963 (8 catches).
- 188—Drew Pearson @ Detroit, Oct. 6, 1975 (6 catches).
- 187—Bob Hayes vs. Houston, Dec. 20, 1970 (6 catches).
- 177—Bob Hayes vs. Philadelphia, Oct. 10, 1965 (8 catches).
- 170—Bob Hayes @ Pittsburgh, Oct. 22, 1967 (7 catches).
- 168—Frank Clarke @ N.Y. Giants, Oct. 20, 1963 (4 catches).
- 161—Drew Pearson @ Philadelphia, Sept. 23, 1974 (10 catches).

Cowboys Longest Plays

LONG RUNS FROM SCRIMMAGE

- 99—Tony Dorsett @ Minnesota, Jan. 3, 1983 (TD).
- 84—Tony Dorsett vs. Philadelphia, Dec. 4, 1977 (TD).
- 77—Tony Dorsett vs. St. Louis, Oct. 9, 1977 (TD).
- 77—Tony Dorsett @ Washington, Sept. 5, 1983.
- 75—Tony Dorsett @ New England, Sept. 21, 1981 (TD).
- 73—Amos Bullocks vs. Chicago, Nov. 18, 1962 (TD).
- 71—Amos Marsh vs. N.Y. Giants, Oct. 15, 1961.
- 70—Amos Marsh vs. Washington, Nov. 4, 1962.
- 68—Les Shy vs. Philadelphia, Oct. 9, 1966.
- 67—Dan Reeves vs. Washington, Dec. 11, 1966 (TD).
- 64—Jim Stiger vs. Washington, Nov. 22, 1964.
- 63—Tony Dorsett vs. New Orleans, Nov. 19, 1978.
- 59—Don Perkins vs. Pittsburgh, Sept. 27, 1964.
- 59—Scott Laidlaw vs. Washington, Nov. 23, 1978.
- 59—James Jones @ Baltimore, Dec. 6, 1981 (TD).
- 56—Frank Clarke vs. New Orleans, Nov. 12, 1967.
- 56—Duane Thomas vs. New England, Oct. 24, 1971 (TD).
- 56—Tony Dorsett vs. N.Y. Giants, Nov. 9, 1980.
- 55—Calvin Hill vs. New Orleans, Nov. 9, 1969.
- 55—Tony Dorsett vs. St. Louis, Nov. 24, 1983 (TD).

LONG FORWARD PASSES

- 95—Don Meredith to Bob Hayes vs. Washington, Nov. 13, 1966 (TD).
- 91—Roger Staubach to Tony Dorsett vs. Baltimore, Sept. 4, 1978 (TD).
- 89—Craig Morton to Bob Hayes vs. Kansas City, Oct. 25, 1970 (TD).
- *86—Don Meredith to Bob Hayes vs. Cleveland, Dec. 24, 1967 (TD).
- *86—Craig Morton to Lance Rentzel vs. Philadelphia, Nov. 1, 1970 (TD).
- 85—Eddie LeBaron to Amos Marsh vs. L.A. Rams, Sept. 30, 1962 (TD).
- 85—Roger Staubach to Bob Hayes vs. N.Y. Giants, Dec. 12, 1971 (TD).
- 84—Don Meredith to Pete Gent vs. Pittsburgh, Oct. 30, 1966 (TD).

LONG PUNTS

- 84—Ron Widby vs. New Orleans, Nov. 3, 1968.
- 75—Billy Lothridge vs. N.Y. Giants, Oct. 11, 1964.
- 75—Sam Baker vs. L.A. Rams, Sept. 30, 1962.
- 73—Danny White vs. L.A. Rams, Oct. 14, 1979.
- 71—Billy Lothridge vs. St. Louis, Sept. 12, 1964.
- 71—Sam Baker vs. N.Y. Giants, Dec. 16, 1962.

LONG PUNT RETURNS

- 98—Dennis Morgan vs. St. Louis, Oct. 13, 1974 (TD).
- 90—Bob Hayes vs. Pittsburgh, Dec. 8, 1968 (TD).
- 69—Bob Hayes vs. St. Louis, Nov. 23, 1967 (TD).
- 69—Mel Renfro vs. Green Bay, Nov. 29, 1964 (TD).
- *68—Bob Hayes vs. Cleveland, Dec. 24, 1967.
- 68—Gary Allen vs. Kansas City, Nov. 20, 1983 (TD).
- 63—Bob Hayes vs. N.Y. Giants, Dec. 15, 1968 (TD).
- *63—Golden Richards vs. Minnesota, Dec. 30, 1973 (TD).
- 55—Butch Johnson vs. Philadelphia, Dec. 5, 1976.
- 52—James Jones vs. Washington, Nov. 23, 1980.
- 51—Mel Renfro vs. Cleveland, Oct. 4, 1964.
- 50—Bob Hayes vs. Washington, Nov. 16, 1969.

LONG KICKOFF RETURNS

- 101—Amos Marsh vs. Philadelphia, Oct. 14, 1962 (TD).
- 101—Ike Thomas vs. N.Y. Jets, Dec. 4, 1971 (TD).
- 100—Mark Washington vs. Washington, Nov. 22, 1970 (TD).
- 100—Mel Renfro vs. San Francisco, Nov. 7, 1965 (TD).
- 97—Thomas Henderson vs. St. Louis, Sept. 28, 1975 (TD).
- *89—Rod Hill vs. Green Bay, Jan. 16, 1982.
- 89—Ike Thomas vs. L.A. Rams, Nov. 25, 1971 (TD).
- 87—Mel Renfro vs. Pittsburgh, Oct. 30, 1966 (TD).

LONG INTERCEPTION RETURNS

- 100—Mike Gaechter vs. Philadelphia, Oct. 14, 1962 (TD).
- 96—Dennis Thurman @ Washington, Sept. 6, 1981.
- 90—Mel Renfro vs. St. Louis, Oct. 4, 1965 (TD).
- 86—Mike Gaechter vs. Washington, Nov. 3, 1963.

LONG FUMBLE RETURNS


- 97—Chuck Howley vs. Atlanta, Oct. 2, 1966 (TD).
- 86—Michael Downs @ Houston, Dec. 13, 1982 (TD).
- 84—Don Bishop vs. St. Louis, Oct. 28, 1962 (TD).
- 72—Benny Barnes @ San Francisco, Oct. 11, 1981 (TD).
- 63—Jim Ridlon vs. Philadelphia, Dec. 6, 1964 (TD).

LONG RETURNS OF FIELD-GOAL ATTEMPTS

- 94—Jerry Norton vs. St. Louis, Dec. 9, 1962 (TD).
- 62—Ron Fellows vs. New Orleans, Sept. 25, 1983 (TD).
- 60—Mike Gaechter vs. Washington, Nov. 28, 1965 (TD).
- 60—Obert Logan vs. N.Y. Giants, Dec. 19, 1965 (TD).

*Playoff Game.

THE PLAYOFF RECORDS



TONY HILL

Cowboys Career Playoff Records

PASSING (Min. 100 Attempts)

	G	Att.	Comp.	Pct.	Yds.	TD	Int.	Rating
Staubach, Roger (1969-79)	20	410	223	54.4	2,791	24	19	76.0
White, Danny (1976-83)	17	317	182	57.4	2,067	15	13	75.8
Morton, Craig (1965-74)	9	137	49	35.8	630	4	10	30.4
NFL Record								
Starr, Bart, Green Bay (1956-71)	10	213	130	61.0	1,753	15	3	104.8

RUSHING

	G	Att.	Yds.	Avg.	Long	TD
Dorsett, Tony (1977-83)	16	285	1,325	4.7	53	9
Newhouse, Robert (1972-83)	23	174	651	3.7	19	3
Thomas, Duane (1970-71)	6	130	520	4.0	23	4
Garrison, Walt (1966-74)	15	126	493	4.0	19	0
Staubach, Roger (1969-79)	20	75	432	5.7	29	0
Hill, Calvin (1969-74)	8	90	335	3.8	48	2
Perkins, Don (1961-68)	4	66	284	4.0	24	3
Springs, Ron (1979-83)	9	42	201	4.8	32	2
Dennison, Doug (1974-78)	7	38	130	3.4	14	2
Pearson, Preston (1975-80)	13	43	135	3.1	15	0
NFL Record						
Harris, Franco, Pittsburgh (1972-83)	19	400	1,556	3.9	50	16

RECEIVING

	G	No.	Yds.	Avg.	Long	TD
Pearson, Drew (1973-83)	22	67	1,105	16.5	83t	8
Pearson, Preston (1975-80)	13	43	504	11.7	34	3
Hill, Tony (1977-83)	16	41	577	14.1	49	4
DuPree, Billy Joe (1973-83)	22	38	438	11.5	28	4
Dorsett, Tony (1977-83)	16	38	323	8.5	32	1
Hayes, Bob (1965-74)	15	27	425	15.7	86t	3
Johnson, Butch (1976-83)	17	25	394	15.8	45t	4
Springs, Ron (1979-83)	9	18	106	5.9	26	1
Cosbie, Doug (1979-83)	10	16	182	11.4	22	3
Reeves, Dan (1965-72)	10	15	163	10.9	40	0
NFL Record						
Biletnikoff, Fred, Oakland (1965-78)	19	70	1,167	16.7	57	10

PUNTING (Min. 20 Punts)

	G	No.	Avg.	Long	Blk.
Bateman, Marv (1972-74)	4	24	43.3	59	0
Widby, Ron (1968-71)	8	51	40.1	65	0
White, Danny (1976-83)	17	84	36.6	53	0
NFL Record					
Wilson, Jerrel, Kansas City- New England (1963-1978)	8	43	43.4	61	0

Playoff Records (Cont.)

INTERCEPTIONS

	G	No.	Yds.	Avg.	Long	TD
*Waters, Charlie (1970-78, 80-81)	25	9	124	13.8	29	0
Thurman, Dennis (1978-83)	13	7	126	18.0	39t	1
Harris, Cliff (1970-79)	21	6	103	17.2	30	0
Howley, Chuck (1961-73)	11	4	89	22.3	41	0
Lewis, D.D. (1968-81)	27	4	64	16.0	23	0
Jordan, Lee Roy (1963-76)	19	4	34	8.5	41	0
Renfro, Mel (1964-77)	21	4	32	8.0	19	0
Hughes, Randy (1975-80)	12	3	1	0.3	1	0
Barnes, Benny (1972-82)	21	3	0	0.0	0	0

*Shares NFL record with Bill Simpson, L.A. Rams-Buffalo (1974-1982)

PUNT RETURNS (Min. 10)

	G	No.	Yds.	Avg.	Long	TD
*Hayes, Bob (1965-74)	15	12	151	12.6	68	0
Johnson, Butch (1976-83)	17	19	208	11.0	44	0

*NFL record.

KICKOFF RETURNS (Min. 10)

	G	No.	Yds.	Avg.	Long	TD
Harris, Cliff (1970-79)	21	11	243	22.1	34	0
Jones, James (1980-82)	5	12	256	21.3	33	0
Fellows, Ron (1981-83)	6	11	191	17.4	33	0
Johnson, Butch (1976-83)	17	12	207	17.3	26	0

NFL Record

Garrett, Carl, Oakland (1976-1977)	5	16	481	30.1	62	0
----------------------------------------------	---	----	-----	------	----	---

SCORING

	G	TD	PAT	FG	Total
Septien, Rafael (1978-83)	13	—	40	18	94
Dorsett, Tony (1977-83)	16	10	—	—	60
Fritsch, Toni (1971-73, 75)	7	—	15	12	51
Pearson, Drew (1973-83)	22	8	—	—	48
Clark, Mike (1968-71, 73)	8	—	14	9	41
Herrera, Efren (1974, 1976-77)	4	—	10	7	31
Thomas, Duane (1970-71)	6	5	—	—	30
DuPree, Billy Joe (1973-83)	22	4	—	—	24
Johnson, Butch (1976-83)	17	4	—	—	24
Hill, Tony (1977-83)	16	4	—	—	24
Richards, Golden (1973-78)	9	4	—	—	24
Laidlaw, Scott (1975-79)	7	4	—	—	24
Villanueva, Danny (1965-67)	3	—	12	4	24

NFL Record

Blanda, George, Chi.-Hou.-Oak. (1949-1975)	19	—	49	22	115
---------------------------------------------------------	----	---	----	----	-----

FIELD GOALS (Min. 10 Field Goals)

	G	Att.	Made	Pct.	Long
*Septien, Rafael (1978-83)	13	20	18	90.0	50
Fritsch, Toni (1971-73, 75)	7	14	12	85.7	45

*NFL record.

Cowboys Single Game Playoff Records

SCORING

TOTAL POINTS

- 18 Craig Baynham (12/24/67 vs. Cleveland), 3 TDs
- 18 Preston Pearson (1/4/76 @ L.A. Rams), 3 TDs
- 13 Toni Fritsch (1/4/76 @ L.A. Rams) (kicker)
- 13 Efren Herrera (12/26/77 vs. Chicago) (kicker)
- 13 Rafael Septien (1/16/83 vs. Green Bay) (kicker)

TOUCHDOWNS

- 3 Craig Baynham (12/24/67 vs. Cleveland), 2 run, 1 pass
- 3 Preston Pearson (1/4/76 @ L.A. Rams), 3 pass

FIELD GOALS MADE

- 3 Toni Fritsch (12/23/72 @ San Francisco)
- 3 Toni Fritsch (1/4/76 @ L.A. Rams)
- 3 Efren Herrera (12/26/77 vs. Chicago)
- 3 Rafael Septien (1/9/83 vs. Tampa Bay and 1/16/83 vs. Green Bay)

LONGEST FIELD GOAL

- 50 Rafael Septien (1/16/83 vs. Green Bay)

FIELD GOALS ATTEMPTED

- 5 Efren Herrera (1/15/78 vs. Denver), 2 FG

EXTRA POINTS ATTEMPTED - MADE

- 7-7 Danny Villanueva (12/24/67 vs. Cleveland)

RUSHING

RUSHING YARDS

- 160 Tony Dorsett (12/28/80 vs. L.A. Rams), 22 carries

RUSHING ATTEMPTS

- 30 Duane Thomas (12/26/70 vs. Detroit)

TOUCHDOWNS RUSHING

- 2 Don Perkins (12/24/67 vs. Cleveland)
- 2 Craig Baynham (12/24/67 vs. Cleveland)
- 2 Tony Dorsett (12/26/77 vs. Chicago)

RUSHING AVERAGE (Min. 10 Attempts)

- 7.2 Tony Dorsett (12/28/80 vs. L.A. Rams), 22-160
- 6.9 Calvin Hill (12/23/72 @ San Francisco), 18-125
- 6.4 Don Perkins (1/1/67 vs. Green Bay), 17-108

LONGEST RUN

- 53 Tony Dorsett (1/7/79 @ L.A. Rams)

PASSING

PASSING YARDS

- 330 Danny White (12/26/83 vs. L.A. Rams), 32 of 53
- 322 Danny White (1/4/81 @ Atlanta), 25 of 39
- 312 Danny White (1/9/83 vs. Tampa Bay), 27 of 45
- 246 Roger Staubach (12/28/75 @ Minnesota), 15 of 24

PASS ATTEMPTS

- 53 Danny White (12/26/83 vs. L.A. Rams), 32 completions
- 45 Danny White (1/9/83 vs. Tampa Bay), 27 completions
- 39 Danny White (1/4/81 @ Atlanta), 25 completions
- 37 Roger Staubach (12/19/76 vs. L.A. Rams), 15 completions
- 36 Danny White (1/16/83 vs. Green Bay), 23 completions

PASS COMPLETIONS

- 32 Danny White (12/26/83 vs. L.A. Rams), 53 attempts
- 27 Danny White (1/9/83 vs. Tampa Bay), 45 attempts
- 25 Danny White (1/4/81 @ Atlanta), 39 attempts
- 23 Danny White (1/16/83 vs. Green Bay), 36 attempts
- 17 Roger Staubach (12/28/75 @ Minnesota), 29 attempts
- 17 Roger Staubach (1/15/78 vs. Denver), 25 attempts

TOUCHDOWN PASSES

- 4 Roger Staubach (1/4/76 @ L.A. Rams)

Playoff Records (Cont.)

PASS RECEIVING

RECEPTIONS

- 9 Tony Hill (12/26/83 vs. L.A. Rams), 115 yards
- 7 Billy Parks (12/23/72 @ San Francisco), 136 yards
- 7 Preston Pearson (1/4/76 @ L.A. Rams), 123 yards
- 7 Drew Pearson (1/9/83 vs. Tampa Bay), 95 yards
- 7 Tony Hill (1/16/83 vs. Green Bay), 142 yards
- 7 Timmy Newsome (1/16/83 vs. Green Bay), 70 yards

RECEIVING YARDS

- 144 Bob Hayes (12/24/67 vs. Cleveland), 5 receptions
- 142 Tony Hill (1/16/83 vs. Green Bay), 7 receptions

TOUCHDOWNS RECEIVING

- 3 Preston Pearson (1/4/76 @ L.A. Rams)

RUSHING-RECEIVING

- 188 Tony Dorsett (12/28/80 vs. L.A. Rams), 160 rushing,
28 receiving
- 167 Duane Thomas (1/3/71 vs. San Francisco), 143 rushing,
24 receiving

COMBINED YARDAGE

- 285 Bob Hayes (12/24/67 vs. Cleveland), 5/144 receiving,
3/141 punt returns

PUNTING

PUNTS

- 9 Ron Widby (1/17/71 vs. Baltimore), 38.6 average

PUNT AVERAGE

- 46.7 Marv Bateman (12/23/73 vs. L.A. Rams), 7 punts

PUNT RETURNS

PUNT RETURNS

- 5 James Jones (12/28/80 vs. L.A. Rams), 81 yards
- 5 Ron Fellows (1/9/83 vs. Tampa Bay), 57 yards

PUNT RETURN YARDAGE

- 141 Bob Hayes (12/24/67 vs. Cleveland), 3 returns

LONGEST PUNT RETURN

- 68 Bob Hayes (12/24/67 vs. Cleveland)

PUNT RETURN AVERAGE

- 47.0 Bob Hayes (12/24/67 vs. Cleveland), 3 for 141 yards

FAIR CATCHES

- 4 Lance Rentzel (12/21/68 @ Cleveland)
- 4 Cliff Harris (12/23/72 @ San Francisco)

KICKOFF RETURNS

KICKOFF RETURNS

- 5 Mel Renfro (1/1/67 vs. Green Bay), 124 yards

KICKOFF RETURN YARDAGE

- 124 Mel Renfro (1/1/67 vs. Green Bay), 5 returns

LONGEST KICKOFF RETURN

- 89 Rod Hill (1/9/83 vs. Green Bay)
- 48 Thomas Henderson (1/18/76 vs. Pittsburgh)

KICKOFF RETURN AVERAGE

- 39.3 Rod Hill (1/9/83 vs. Green Bay), 3 for 118 yards

INTERCEPTIONS

INTERCEPTIONS

- 3 Charlie Waters (12/26/77 vs. Chicago)
- 3 Dennis Thurman (1/16/83 vs. Green Bay)

INTERCEPTION RETURN YARDAGE

- 68 Thomas Henderson (1/8/79 @ L.A. Rams), on 1 int.

LONGEST INTERCEPTION RETURN

- 68 Thomas Henderson (1/8/79 @ L.A. Rams)

Playoff Records (Cont.)

PASSES HAD INTERCEPTED

- 4 Roger Staubach (12/30/73 vs. Minnesota)

COMPLETION PERCENTAGE (Min. 12 completions)

- 68.0 Roger Staubach (1/15/78 vs. Denver), 17 of 25
66.7 Danny White (1/10/82 @ San Francisco), 16 of 24
64.1 Danny White (1/4/81 @ Atlanta), 25 of 39

LONGEST COMPLETION

- 86 Don Meredith to Bob Hayes (12/24/67 vs. Cleveland), TD
83 Roger Staubach to Drew Pearson (12/23/73 vs. L.A. Rams), TD

MOST TIMES SACKED

- 7 Roger Staubach (12/23/73 vs. L.A. Rams)
7 Roger Staubach (1/18/76 vs. Pittsburgh)

Miscellaneous Individual Records

PLAYOFFS

MOST GAMES PLAYED

- 27* D. D. Lewis (SB-5; NFC-9; NFC-D-12; NFC-WC-1)
26 Larry Cole (SB-5; NFC-8; NFC-D-12; NFC-WC-1)
25 Charlie Waters (SB-5; NFC-9; NFC-D-10; NFC-WC-1)
23 Jethro Pugh (SB-4; NFC-9; NFC-D-10)
23 Robert Newhouse (SB-3; NFC-8; NFC-D-9; NFC-WC-3)

MOST SUPER BOWLS PLAYED

- 5* Larry Cole, Cliff Harris, D. D. Lewis, Charlie Waters, Rayfield Wright

MOST CONSECUTIVE PASSES WITHOUT INTERCEPTION

- 99 Roger Staubach (began vs. Minnesota, Dec. 25, 1971, ended vs. Minnesota, Dec. 30, 1973).

MOST CONSECUTIVE GAMES RUSH FOR TD

- 3 Duane Thomas (began December 25, 1971 vs. Minnesota, ended January 16, 1972, after Super Bowl victory).
3 Tony Dorsett (began December 26, 1977 vs. Chicago, ended December 30, 1978 vs. Atlanta; began Jan. 11, 1981 @ Philadelphia, ended January 9, 1983 vs. Tampa Bay).

MOST CONSECUTIVE GAMES CATCH TD PASS

- 2 Golden Richards (vs. Minnesota, January 1, 1978 and vs. Denver, January 15, 1978).
2 Drew Pearson (vs. L.A. Rams, December 28, 1980 and vs. Atlanta, January 4, 1981).
2 Tony Hill (vs. Tampa Bay, January 2, 1982 and @ San Francisco, January 10, 1983).

MOST CONSECUTIVE GAMES INTERCEPT PASS

- 3 Mel Renfro (vs. Detroit, December 26, 1970; vs. San Francisco January 3, 1971; and vs. Baltimore, January 17, 1971).
3 Randy Hughes (vs. Denver, January 15, 1978; vs. Atlanta, December 30, 1978; and vs. L.A. Rams, January 7, 1979).

MOST CONSECUTIVE GAMES AT LEAST ONE PASS CATCH

- 22 Drew Pearson (began vs. L.A. Rams, December 23, 1973, ongoing).

MOST CONSECUTIVE FIELD GOALS MADE

- 15* Rafael Septien (began vs. Pittsburgh Jan. 21, 1979, ended @ Washington Jan. 22, 1983).

MOST CONSECUTIVE GAMES KICK FG

- 7 Toni Fritsch (started vs. San Francisco, December 23, 1972, ended after January 18, 1976, vs. Pittsburgh).

*NFL Record.

Cowboys Team Playoff Records

SINGLE GAME

SCORING

MOST POINTS SCORED

52 12/24/67 vs. Cleveland,
(Dallas 52, Cleveland 14)

FEWEST POINTS SCORED

3 12/31/72 @ Washington,
(Washington 26, Dallas 3)

OPPONENT/MOST POINTS SCORED

38 12/28/69 vs. Cleveland,
(Cleveland 38, Dallas 14)

OPPONENT/FEWEST POINTS SCORED

0 12/26/70 vs. Detroit,
(Dallas 5, Detroit 0)
0 1/7/79 @ L.A. Rams,
(Dallas 28, L.A. Rams 0)
0 1/2/82 vs. Tampa Bay
(Dallas 38, Tampa Bay 0)

MOST DECISIVE WIN

38 1/2/82 vs. Tampa Bay
(Dallas 38, Tampa Bay 0)
38 12/24/67 vs. Cleveland,
(Dallas 52, Cleveland 14)

MOST DECISIVE LOSS

24 12/28/69 vs. Cleveland,
(Cleveland 38, Dallas 14)

MOST POINTS COMBINED

66 12/24/67 vs. Cleveland,
(Dallas 52, Cleveland 14)
66 1/21/79 vs. Pittsburgh,
(Pittsburgh 35, Dallas 31)

FIRST DOWNS

MOST FIRST DOWNS

29 12/28/80 vs. L.A. Rams
29 1/9/83 vs. Green Bay

FEWEST FIRST DOWNS

8 12/31/72 @ Washington

OPPONENT/MOST FIRST DOWNS

26 1/10/82 @ San Francisco
22 12/28/69 vs. Cleveland

OPPONENT/FEWEST FIRST DOWNS

7 12/26/70 vs. Detroit

MOST FIRST DOWNS BY:

Rushing

19 12/28/80 vs. L.A. Rams

Passing

20 12/26/83 vs. L.A. Rams

Penalty

2 8 times, last 1/10/82 @
San Francisco

FEWEST FIRST DOWNS BY:

Rushing

2 1/22/83 @ Washington

Passing

3 12/26/70 vs. Detroit
3 12/31/72 @ Washington

OPPONENT/MOST FIRST DOWNS BY:

Rushing

14 12/30/73 vs. Minnesota

Passing

17 12/28/69 vs. Cleveland
17 1/10/82 @ San Francisco

Penalty

4 1/17/71 vs. Baltimore

OPPONENT/FEWEST FIRST DOWNS BY:

Rushing

1 1/4/76 @ L.A. Rams

Passing

1 1/15/78 vs. Denver

TOTAL YARDS

MOST NET YARDS GAINED

528 12/28/80 vs. L.A. Rams

FEWEST NET YARDS GAINED

153 12/30/73 vs. Minnesota

OPPONENT/MOST NET YARDS GAINED

466 1/16/83 vs. Green Bay
393 1/10/82 @ San Francisco

OPPONENT/FEWEST NET YARDS

GAINED

118 1/4/76 @ L.A. Rams

RUSHING

MOST YARDS RUSHING

345 1/2/82 vs. Tampa Bay
338 12/28/80 vs. L.A. Rams

FEWEST YARDS RUSHING

63 12/26/83 vs. L.A. Rams
65 1/22/83 @ Washington

OPPONENT/MOST YARDS RUSHING

263 1/11/81 @ Philadelphia

OPPONENT/FEWEST YARDS RUSHING

22 1/4/76 vs. L.A. Rams

PASSING

MOST NET YARDS PASSING

310 1/4/81 @ Atlanta

FEWEST NET YARDS PASSING

22 12/26/70 vs. Detroit

OPPONENT/MOST NET YARDS

PASSING

308 1/16/83 vs. Green Bay
291 1/21/79 vs. Pittsburgh

OPPONENT/FEWEST NET YARDS

PASSING

35 12/30/78 vs. Atlanta

MOST GROSS YARDS PASSING

330 12/26/83 vs. L.A. Rams

FEWEST GROSS YARDS PASSING

38 12/26/70 vs. Detroit

Playoff Records (Cont.)

OPPONENT/MOST GROSS YARDS

PASSING

322 1/16/83 vs. Green Bay
320 1/4/81 @ Atlanta

OPPONENT/FEWEST GROSS YARDS

PASSING

61 1/15/78 vs. Denver

MOST PASS ATTEMPTS

53 12/26/83 vs. L.A. Rams
45 1/9/83 vs. Tampa Bay

FEWEST PASS ATTEMPTS

14 12/25/71 @ Minnesota
14 12/24/77 vs. Chicago

OPPONENT/MOST PASS ATTEMPTS

40 1/3/71 vs. San Francisco

OPPONENT/FEWEST PASS ATTEMPTS

18 12/31/72 @ Washington

MOST PASS COMPLETIONS

32 12/26/83 vs. L.A. Rams
27 1/9/83 vs. Tampa Bay

FEWEST PASS COMPLETIONS

4 12/26/70 vs. Detroit

OPPONENT/MOST COMPLETIONS

22 1/10/82 @ San Francisco
20 12/28/69 vs. Cleveland

OPPONENT/FEWEST PASS

COMPLETIONS

7 12/26/70 vs. Detroit
7 12/23/73 vs. L.A. Rams

DEFENSE, MOST QB SACKS

8 12/31/67 @ Green Bay,
(76 yards)

OPPONENT/DFNS., MOST QB SACKS

7 12/23/73 vs. L.A. Rams
7 1/18/76 vs. Pitt. (52 yds.)

INTERCEPTIONS

MOST PASSES INTERCEPTED BY COWBOYS

5 1/7/79 @ L.A. Rams

OPPONENT/MOST PASSES

INTERCEPTED BY

4 12/21/68 @ Cleveland
4 12/30/73 vs. Minnesota

PENALTIES

MOST PENALTIES

12 1/15/78 vs. Denver

FEWEST PENALTIES

2 7 times, last 1/18/76 vs.
Pittsburgh

OPPONENT/MOST PENALTIES

10 1/2/82 vs. Tampa Bay
8 1/19/76 @ L.A. Rams
8 1/15/78 vs. Denver

OPPONENT/FEWEST PENALTIES

0 3 times, last 1/18/76 vs.
Pittsburgh

MOST YARDS PENALIZED

133 1/17/71 vs. Baltimore

FEWEST YARDS PENALIZED

10 12/24/67 vs. Cleveland
10 12/25/71 @ Minnesota

OPPONENT/MOST YARDS PENALIZED

94 1/19/76 @ L.A. Rams

PUNTING

MOST PUNTS

9 1/17/71 vs. Baltimore

FEWEST PUNTS

2 12/24/67 vs. Cleveland
2 12/28/80 vs. L.A. Rams

OPPONENT/MOST PUNTS

8 3 times, last 1/1/78 vs.
Minnesota

OPPONENT/FEWEST PUNTS

1 12/28/69 vs. Cleveland

HIGHEST COWBOYS AVERAGE

46.7 12/23/73 vs. L.A. Rams

HIGHEST OPPONENT AVERAGE

48.8 12/26/70 vs. Detroit

PUNT RETURNS

MOST PUNT RETURNS

5 1/1/78 vs. Minnesota
5 12/28/80 vs. L.A. Rams
5 1/9/83 vs. Tampa Bay

MOST PUNT RETURN YARDS

155 12/24/67 vs. Cleveland

OPPONENT/MOST PUNT RETURNS

6 12/26/70 vs. Detroit
6 1/11/81 @ Philadelphia

OPPONENT/MOST PUNT RETURN YARDS

69 1/11/81 @ Philadelphia

KICKOFF RETURNS

MOST KICKOFF RETURNS

6 4 times, last 1/16/83 vs.
Green Bay

MOST KICKOFF RETURN YARDS

173 1/16/83 vs. Green Bay

OPPONENT/MOST KICKOFF RETURNS

8 1/4/76 @ L.A. Rams
8 12/26/77 vs. Chicago

OPPONENT/MOST KICKOFF RETURN YARDS

188 12/25/71 @ Minnesota

FUMBLES

MOST FUMBLES

6 12/30/78 vs. Atlanta
6 1/15/78 vs. Denver

MOST FUMBLES LOST

3 12/23/72 @ San Francisco
3 12/28/78 vs. Atlanta

OPPONENT/MOST FUMBLES

5 1/17/71 vs. Baltimore
5 12/23/72 @ San Francisco
5 1/1/78 vs. Minnesota

OPPONENT/MOST FUMBLES LOST

4 1/17/71 vs. Baltimore
4 1/15/78 vs. Denver
3 1/10/82 @ San Francisco

Cowboys Big Days/Playoffs

100 YARD RUSHING GAMES		
160 yards	— Tony Dorsett vs. L.A. Rams	December 28, 1980
143 yards	— Duane Thomas vs. San Francisco	January 3, 1971
135 yards	— Duane Thomas vs. Detroit	December 26, 1970
125 yards	— Calvin Hill vs. San Francisco	December 23, 1972
125 yards	— Calvin Hill vs. San Francisco	January 9, 1983
110 yards	— Tony Dorsett vs. Tampa Bay	January 1, 1967
108 yards	— Don Perkins vs. Green Bay	January 7, 1979
101 yards	— Tony Dorsett vs. L.A. Rams	January 7, 1979
PASSING		
330 yards	— Danny White vs. L.A. Rams	December 26, 1983
322 yards	— Danny White vs. Atlanta	January 4, 1981
312 yards	— Danny White vs. Tampa Bay	January 9, 1983
246 yards	— Roger Staubach vs. Minnesota	December 28, 1975
243 yards	— Don Meredith vs. Minnesota	January 5, 1969
238 yards	— Don Meredith vs. Green Bay	January 1, 1967
228 yards	— Roger Staubach vs. Pittsburgh	January 21, 1979
225 yards	— Danny White vs. Green Bay	January 16, 1983
220 yards	— Roger Staubach vs. L.A. Rams	January 4, 1976
212 yards	— Don Meredith vs. Cleveland	December 24, 1967
204 yards	— Roger Staubach vs. Pittsburgh	January 18, 1976
RECEIVING		
144 yards	— Bob Hayes vs. Cleveland	December 24, 1967
142 yards	— Tony Hill vs. Green Bay	January 16, 1983
136 yards	— Billy Parks vs. San Francisco	December 23, 1972
123 yards	— Preston Pearson vs. L.A. Rams	January 4, 1976
115 yards	— Tony Hill vs. L.A. Rams	December 26, 1983
102 yards	— Frank Clarke vs. Green Bay	January 1, 1967
91 yards	— Drew Pearson vs. Minnesota	December 28, 1975
90 yards	— Drew Pearson vs. Atlanta	January 4, 1981

Cowboys Longest Plays/Playoffs

LONG RUNS FROM SCRIMMAGE		
53 yards	— Tony Dorsett vs. L.A. Rams	January 7, 1979
48 yards	— Calvin Hill vs. San Francisco	December 23, 1972
32 yards	— Ron Springs vs. L.A. Rams	December 28, 1980
29 yards	— Roger Staubach vs. Washington	December 31, 1972
29 yards	— Tony Dorsett vs. Pittsburgh	January 21, 1979
27 yards	— Billy Joe DuPree vs. L.A. Rams	January 30, 1979
26 yards	— Tony Dorsett vs. L.A. Rams	December 30, 1979
26 yards	— Tony Dorsett vs. Tampa Bay	January 2, 1982
LONG FORWARD PASSES		
86 yards	— Don Meredith to Bob Hayes vs. Cleveland (TD)	December 24, 1967
83 yards	— Roger Staubach to Drew Pearson vs. L.A. Rams (TD)	December 23, 1973
68 yards	— Don Meredith to Frank Clarke vs. Green Bay (TD)	January 1, 1967
51 yards	— Don Meredith to Bob Hayes vs. Minnesota (TD)	January 5, 1969
50 yards	— Roger Staubach to Drew Pearson vs. Minnesota (TD)	December 28, 1975
49 yards	— Drew Pearson to Tony Hill vs. Green Bay	January 16, 1983
45 yards	— Roger Staubach to Butch Johnson vs. Denver (TD)	January 15, 1978
LONG PUNT RETURNS		
68 yards	— Bob Hayes vs. Cleveland	December 24, 1967
63 yards	— Golden Richards vs. Minnesota (TD)	December 30, 1973
44 yards	— Butch Johnson vs. L.A. Rams	December 19, 1976
43 yards	— James Jones vs. L.A. Rams	December 28, 1980
LONG KICKOFF RETURNS		
89 yards	— Rod Hill vs. Green Bay	January 16, 1983
48 yards	— Thomas Henderson vs. Pittsburgh	January 18, 1976
34 yards	— Cliff Harris vs. Minnesota	December 30, 1973
33 yards	— Cliff Harris vs. San Francisco	December 23, 1972
33 yards	— James Jones vs. L.A. Rams	December 28, 1980
33 yards	— Ron Fellows vs. L.A. Rams	December 26, 1983
LONG INTERCEPTION RETURNS		
68 yards	— Thomas Henderson vs. L.A. Rams (TD)	January 7, 1979
60 yards	— Cornell Green vs. Cleveland (TD)	December 24, 1967
41 yards	— Chuck Howley vs. Miami	January 16, 1972
39 yards	— Dennis Thurman vs. Green Bay (TD)	January 16, 1983
31 yards	— Dennis Thurman vs. Tampa Bay	January 2, 1982
30 yards	— Cliff Harris vs. Minnesota	December 25, 1971
27 yards	— Mark Washington vs. Denver	January 15, 1978
26 yards	— Chuck Howley vs. Minnesota	December 25, 1971
LONG FUMBLE RETURNS		
44 yards	— Chuck Howley vs. Cleveland (TD)	December 21, 1968
37 yards	— Mike Hegman vs. Pittsburgh (TD)	January 21, 1979
21 yards	— Randy Hughes vs. Denver	January 15, 1978
20 yards	— Charlie Waters vs. Detroit	December 26, 1970
15 yards	— D. D. Lewis vs. Chicago	December 26, 1977

The Last Time . . .

400 YARDS TOTAL OFFENSE

By Cowboys — 447 vs. Philadelphia, 9/16/84

Playoffs — 456 vs. Tampa Bay, 1/9/83

By Opponent — 435, @ St. Louis, 11/11/84

Playoffs — 456 vs. Green Bay, 1/16/83

500 YARDS TOTAL OFFENSE

By Cowboys — 522 vs. Philadelphia, 10/16/83

Playoffs — 528 vs. L.A. Rams, 12/28/80

By Opponent — 519, L.A. Raiders, 10/23/83

Playoffs — N.A.

300 YARDS PASSING IN GAME BY PLAYER

By Cowboys — Danny White, 327 vs. Washington, 12/9/84

Playoffs — Danny White, 330 vs. L.A. Rams, 12/26/83

By Opponent — Dan Marino, @ Miami, 340, 12/17/84

Playoffs — Lynn Dickey, Green Bay, 332, 1/16/83

400 YARDS PASSING BY PLAYER

By Cowboys — 406, Don Meredith @ San Francisco, 11/10/63

Playoffs — N.A.

By Opponent — 408, David Woodley, Miami, 10/25/81

Playoffs — N.A.

4 TOUCHDOWN PASSES THROWN IN GAME BY PLAYER

By Cowboys — Danny White, vs. Washington, 12/9/84

Playoffs — Roger Staubach @ L.A. Rams, 1/4/76

By Opponent — Dan Marino, @ Miami, 12/17/84

Playoffs — Terry Bradshaw, Pittsburgh, 1/21/79

100 YARDS RUSHING IN GAME BY PLAYER

By Cowboys — Tony Dorsett, 110, @ Philadelphia, 12/2/84

Playoffs — Tony Dorsett, 110 vs. Tampa Bay, 1/9/83

By Opponent — John Riggins, 111, Washington, 12/9/84

Playoffs — John Riggins, 140 @ Washington, 1/22/83

200 YARDS RUSHING BY PLAYER

By Cowboys — 206, Tony Dorsett vs. Philadelphia, 12/4/77

Playoffs — N.A.

By Opponents — 206, Greg Bell, @ Buffalo, 11/18/84

Playoffs — N.A.

3 TOUCHDOWNS RUSHING IN GAME BY PLAYER

By Cowboys — Ron Springs (1,4,1) vs. St. Louis, 9/13/81

Playoffs — N.A.

By Opponent — Dick James (5,3,39) @ Washington, 12/17/61

Playoffs — Larry Schreiber (1,1,1) @ San Francisco, 12/23/72

100 YARDS RECEIVING

By Cowboys — Tony Hill, 115, @ Miami, 12/17/84

Playoffs — Tony Hill, 115 yards, vs. L.A. Rams, 12/26/83

By Opponent — Mark Clayton, 150, @ Miami, 12/17/84

Playoffs — James Lofton, 109 yards, Green Bay, 1/16/83

3 TOUCHDOWN CATCHES IN GAME BY PLAYER

By Cowboys — Drew Pearson (16,22,17) vs. San Francisco, 10/12/80

Playoffs — Preston Pearson (18,15,19) @ L.A. Rams, 1/4/76

By Opponent — Mark Clayton (41, 39, 63) @ Miami, 12/17/84

Playoffs — N.A.

3 TOUCHDOWNS IN GAME BY PLAYER

By Cowboys — Ron Springs (3 rush) vs. St. Louis, 9/13/81

Playoffs — Preston Pearson (3 receive) @ L.A. Rams, 1/4/76

By Opponent — Mark Clayton (3 receive), @ Miami, 12/17/84

Playoffs — Larry Schreiber (3 run) @ San Francisco, 12/23/72

4 TOUCHDOWNS IN GAME BY PLAYER

By Cowboys — Duane Thomas (3 run, 1 receive) vs. St. Louis, 12/18/71

Playoffs — N.A.

By Opponent — Harold Jackson (4 receive) @ L.A. Rams, 10/14/73

Playoffs — N.A.

3 INTERCEPTIONS IN GAME BY PLAYER

By Cowboys — Dennis Thurman vs. Philadelphia, 12/13/81

Playoffs — Dennis Thurman vs. Green Bay, 1/16/83

By Opponent — Roger Wehrli @ St. Louis, 12/7/75

Playoffs — N.A.

PUNT RETURNED FOR TD

- By Cowboys** — Gary Allen, 68 yards, vs. Kansas City, 11/20/83
 Playoffs — Golden Richards, 63 yards vs. Minnesota, 12/30/73
By Opponent — Dana McLemore, 56 yards, @ San Francisco, 12/19/83
 Playoffs — N.A.

KICKOFF RETURN FOR TD

- By Cowboys** — Thomas Henderson, 97 yards vs. St. Louis, 9/28/75
 Playoffs — N.A.
By Opponent — Roy Green, 106 yards, St. Louis, 10/21/79
 Playoffs — Vic Washington, 97 yards, @ San Francisco, 12/23/72

INTERCEPTION RETURNED FOR TD

- By Cowboys** — Dennis Thurman, 38 yards @ Philadelphia, 12/2/84
 Playoffs — Dennis Thurman, 39 yards vs. Green Bay, 1/16/83
By Opponent — Darrell Green, Washington, 32 yards, 12/9/84
 Playoffs — Darryl Grant, @ Washington, 10 yards, 1/22/83

FUMBLE RETURNED FOR TD

- By Cowboys** — Jim Jeffcoat, recovered in endzone vs. New Orleans, 10/21/84
 Playoffs — Mike Hegman, 37 yards vs. Pittsburgh, 1/21/79
By Opponent — Andy Headen, 81 yards, N.Y. Giants, 9/9/84
 Playoffs — Hugh Green, vs. Tampa Bay, 60 yards, 1/9/83

PUNT BLOCKED FOR TD

- By Cowboys** — Jay Saldi, @ Philadelphia (Waters runs 17 yards), 10/23/77
 Playoffs — N.A.
By Opponent — Miles McPherson, @ San Diego, (Derrie Nelson runs 21 yards), 11/13/83
 Playoffs — N.A.

50 POINTS SCORED IN A GAME

- By Cowboys** — Dallas 51, Seattle 7, 11/27/80
 Playoffs — Dallas 52, Cleveland 14, 12/24/67
By Opponent — @ Minnesota 54, Dallas 13, 10/6/70
 Playoffs — N.A.

40 POINTS SCORED IN A GAME

- By Cowboys** — Dallas 41, Kansas City 21, 11/20/83
 Playoffs — N.A.
By Opponent — @ San Francisco 42, Dallas 17, 12/19/83
 Playoffs — N.A.

SHUTOUT SCORED

- By Cowboys** — Dallas 38, Baltimore 0, 9/4/78
 Playoffs — Dallas 38, Tampa Bay 0, 1/2/82
By Opponent — St. Louis 38, Dallas 0, 11/16/70
 Playoffs — N.A.

SAFETY SCORED

- By Cowboys** — John Dutton, tackled Pisarcik in endzone @ Philadelphia, 12/2/84
 Playoffs — Randy White tackled V. Ferragamo in end zone, vs. L.A. Rams, 12/30/79
By Opponent — John Thaxton, blocked punt out of end zone, St. Louis, 9/24/78
 Playoffs — Reggie Harrison, blocked punt out of end zone, Pittsburgh, 1/18/76

PAT MISSED

- By Cowboys** — vs. Indianapolis, 10/28/84 (Septien)
 Playoffs — @ Atlanta, 1/4/81 (Septien)
By Opponent — Green Bay, 9/23/84 (Garcia)
 Playoffs — Green Bay, 1/16/83 (Stenerud)

FIELD GOAL BLOCKED

- By Cowboys** — @ St. Louis, 11/11/84 (Downs)
 Playoffs — @ Philadelphia, 1/11/81 (Mitchell)
By Opponent — @ St. Louis, 11/11/84 (Art Plunkett)
 Playoffs — @ San Francisco, 1/2/72 (Frank Nunley)

PUNT BLOCKED BY PLAYER

- By Cowboys** — Chuck McSwain, vs. New Orleans, 10/21/84
 Playoffs — N.A.
By Opponent — Miles McPherson, @ San Diego, 11/13/83
 Playoffs — Reggie Harrison, Pittsburgh, 1/18/76

PAT BLOCKED BY PLAYER

- By Cowboys** — Downs vs. Green Bay, 9/23/83
 Playoffs — Rod Hill vs. Green Bay, 1/16/83
By Opponent — Vernon Maxwell, Indianapolis, 10/28/84
 Playoffs — Carl Eller, Minnesota, 1/1/78



Cowboys All-Time Results

All-Time Regular Season Record: 223-126-6

Playoff Record: 20-15

*—Denotes Home Games

1960 (0-11-1)

Tom Landry, Head Coach

9/24	L	*28	Pittsburgh (30,000)	...35
9/30	L	*25	Philadelphia (18,500)	...27
10/9	L	14	Washington (21,142)	...26
10/16	L	*7	Cleveland (28,500)	...48
10/23	L	10	St. Louis (23,128)	...12
10/30	L	*7	Baltimore (25,500)	...45
11/6	L	*13	Los Angeles (16,000)	...38
11/13	L	7	Green Bay (32,294)	...41
11/20	L	*14	San Francisco (10,000)	...26
11/27	L	7	Chicago (39,951)	...17
12/4	T	31	New York (55,033)	...31
12/11	L	14	Detroit (43,272)	...23
		177		369

1961 (4-9-1)

Tom Landry, Head Coach

9/17	W	*27	Pittsburgh (23,500)	...24
9/24	W	*21	Minnesota (20,500)	...7
10/1	L	7	Cleveland (43,638)	...25
10/8	W	28	Minnesota (33,070)	...0
10/15	L	*10	New York (41,500)	...31
10/22	L	*7	Philadelphia (25,000)	...43
10/29	W	17	New York (60,254)	...16
11/5	L	*17	St. Louis (20,500)	...31
11/12	L	7	Pittsburgh (17,519)	...37
11/19	T	*28	Washington (17,500)	...28
11/26	L	13	Philadelphia (60,127)	...35
12/3	L	*17	Cleveland (23,500)	...38
12/10	L	13	St. Louis (15,384)	...31
12/17	L	24	Washington (21,451)	...34
		236		380

1962 (5-8-1)

Tom Landry, Head Coach

9/16	T	*35	Washington (15,730)	...35
9/23	L	*28	Pittsburgh (19,478)	...30
9/30	W	27	Los Angeles (26,907)	...17
10/7	L	10	Cleveland (44,040)	...19
10/14	W	*41	Philadelphia (18,645)	...19
10/21	W	42	Pittsburgh (23,106)	...27
10/28	L	*24	St. Louis (16,027)	...28
11/4	W	38	Washington (49,888)	...10
11/11	L	*10	New York (45,668)	...41
11/18	L	*33	Chicago (12,692)	...34
11/25	L	14	Philadelphia (58,070)	...28
12/2	W	*45	Cleveland (24,226)	...21
12/9	L	20	St. Louis (14,102)	...52
12/16	L	31	New York (62,694)	...41
		393		402

1963 (4-10)

Tom Landry, Head Coach

9/14	L	*7	St. Louis (36,432)	...34
9/22	L	*24	Cleveland (28,710)	...41
9/29	L	17	Washington (40,101)	...21
10/6	L	21	Philadelphia (60,671)	...24
10/13	W	*17	Detroit (27,264)	...14
10/20	L	21	New York (62,889)	...37
10/27	L	21	Pittsburgh (19,047)	...27
11/3	W	*35	Washington (18,838)	...20
11/10	L	24	San Francisco (29,563)	...31
11/17	W	*27	Philadelphia (23,694)	...20
11/24	L	17	Cleveland (55,096)	...27
12/1	L	*27	New York (29,653)	...34
12/8	L	*19	Pittsburgh (24,136)	...24
12/15	W	28	St. Louis (12,695)	...24
		305		378

1964 (5-8-1)

Tom Landry, Head Coach

9/12	L	*6	St. Louis (36,605)	...16
9/20	W	*24	Washington (25,158)	...18
9/27	L	17	Pittsburgh (35,594)	...23
10/4	L	6	Cleveland (72,062)	...27
10/11	T	*13	New York (33,324)	...13
10/18	L	*16	Cleveland (37,456)	...20
10/25	W	31	St. Louis (28,253)	...13
11/1	W	24	Chicago (47,527)	...10
11/8	W	31	New York (63,031)	...21
11/15	L	*14	Philadelphia (55,972)	...17
11/22	L	16	Washington (49,219)	...28
11/29	L	*21	Green Bay (44,975)	...45
12/6	L	14	Philadelphia (60,671)	...24
12/13	W	*17	Pittsburgh (35,271)	...14
		250		289

1965 (7-7)

Tom Landry, Head Coach

9/19	W	*31	New York (59,366)	...2
9/26	W	*27	Washington (61,577)	...7
10/4	L	13	St. Louis (32,034)	...20
10/10	L	*24	Philadelphia (56,249)	...35
10/17	L	17	Cleveland (80,451)	...23
10/24	L	3	Green Bay (48,311)	...13
10/31	L	13	Pittsburgh (37,804)	...22
11/7	W	*39	San Francisco (39,677)	...31
11/14	W	*24	Pittsburgh (57,293)	...17
11/21	L	*17	Cleveland (76,251)	...24
11/28	L	31	Washington (50,205)	...34
12/5	W	21	Philadelphia (54,714)	...19
12/11	W	*27	St. Louis (38,499)	...13
12/19	W	38	New York (62,871)	...20
		325		280

PLAYOFF BOWL GAME (Miami)

1/9/66	L	3	Baltimore (65,569)	...35
--------	---	---	--------------------	-------

1966 (10-3-1)**Tom Landry, Head Coach**

9/18	W	*52	New York (60,010)	7
9/25	W	*28	Minnesota (64,116)	17
10/2	W	47	Atlanta (56,990)	14
10/9	W	*56	Philadelphia (69,372)	7
10/16	T	10	St. Louis (50,673)	10
10/23	L	21	Cleveland (84,721)	30
10/30	W	*52	Pittsburgh (58,453)	21
11/6	L	23	Philadelphia (60,658)	24
11/13	W	31	Washington (50,927)	30
11/20	W	20	Pittsburgh (42,185)	7
11/24	W	*26	Cleveland (80,259)	14
12/4	W	*31	St. Louis (76,965)	17
12/11	L	*31	Washington (64,198)	34
12/18	W	17	New York (62,735)	7
		445		239

1966 CHAMPIONSHIP GAME (Dis.)

1/1/67	L	27	Green Bay (75,504)	34
--------	---	----	--------------------	----

1967 (9-5)**Tom Landry, Head Coach**

9/17	W	21	Cleveland (81,039)	14
9/24	W	*38	New York (66,209)	24
10/1	L	*13	Los Angeles (75,229)	35
10/8	W	17	Washington (50,566)	14
10/15	W	*14	New Orleans (64,128)	10
10/22	W	24	Pittsburgh (39,641)	21
10/29	L	14	Philadelphia (60,740)	21
11/5	W	*37	Atlanta (54,751)	7
11/12	W	27	New Orleans (83,437)	10
11/19	L	*20	Washington (75,538)	27
11/23	W	*46	St. Louis (68,787)	21
12/3	L	17	Baltimore (60,238)	23
12/10	W	*38	Philadelphia (55,834)	17
12/16	L	16	San Francisco (27,182)	24
		342		268

1967 EASTERN CHAMPIONSHIP GAME (Dallas)

12/24	W	52	Cleveland (70,786)	14
-------	---	----	--------------------	----

1967 CHAMPIONSHIP GAME (Green Bay)

12/31	L	17	Green Bay (50,861)	21
-------	---	----	--------------------	----

1968 (12-2)**Tom Landry Head Coach**

9/15	W	*59	Detroit (61,382)	13
9/22	W	*28	Cleveland (68,733)	7
9/29	W	45	Philadelphia (60,858)	13
10/6	W	27	St. Louis (48,296)	10
10/13	W	*34	Philadelphia (72,083)	14
10/20	W	20	Minnesota (47,644)	7
10/28	L	*17	Green Bay (74,604)	28
11/3	W	17	New Orleans (84,728)	3
11/10	L	*21	New York (72,163)	27
11/17	W	44	Washington (50,816)	24
11/24	W	34	Chicago (46,667)	3
11/28	W	*29	Washington (66,076)	20
12/8	W	*28	Pittsburgh (55,069)	7
12/15	W	28	New York (62,617)	10
		431		186

1968 EASTERN CHAMPIONSHIP GAME (Cleveland)

12/21	L	20	Cleveland (81,497)	31
-------	---	----	--------------------	----

PLAYOFF BOWL GAME (Miami)

1/5/69	W	17	Minnesota (22,961)	13
--------	---	----	--------------------	----

1969 (11-2-1)**Tom Landry, Head Coach**

9/21	W	*24	St. Louis (62,134)	3
9/28	W	21	New Orleans (79,567)	17
10/5	W	38	Philadelphia (60,658)	7
10/12	W	24	Atlanta (54,833)	17
10/19	W	*49	Philadelphia (71,509)	14
10/27	W	*25	New York (58,964)	3
11/2	L	10	Cleveland (84,850)	42
11/9	W	*33	New Orleans (68,282)	17
11/16	W	41	Washington (50,474)	28
11/23	L	23	Los Angeles (79,105)	24
11/27	T	*24	San Francisco (62,348)	24
12/7	W	10	Pittsburgh (24,990)	7
12/13	W	*27	Baltimore (63,191)	10
12/21	W	*20	Washington (56,924)	10
		369		223

1969 EASTERN CHAMPIONSHIP GAME (Dallas)

12/28	L	14	Cleveland (69,321)	38
-------	---	----	--------------------	----

PLAYOFF BOWL GAME (Miami)

1/3/70	L	0	Los Angeles (31,151)	31
--------	---	---	----------------------	----

1970 (10-4)**Tom Landry, Head Coach**

9/20	W	17	Philadelphia (59,728)	7
9/27	W	*28	N.Y. Giants (57,239)	10
10/4	L	7	St. Louis (50,780)	35
10/11	W	*13	Atlanta (53,611)	0
10/18	L	13	Minnesota (47,900)	10
10/25	W	27	Kansas City (51,158)	54
11/1	W	*21	Philadelphia (55,736)	17
11/8	L	20	N.Y. Giants (62,928)	23
11/16	L	*0	St. Louis (69,323)	38
11/22	W	45	Washington (50,415)	21
11/26	W	*16	Green Bay (67,182)	3
12/6	W	*34	Washington (57,936)	0
12/12	W	6	Cleveland (75,458)	2
12/20	W	*52	Houston (50,504)	10
		299		221

1970 DIVISIONAL PLAYOFF (Dallas)

12/26	W	5	Detroit (73,167)	0
-------	---	---	------------------	---

1970 NFC CHAMPIONSHIP GAME (San Francisco)

1/3/71	W	17	San Francisco (59,625)	10
--------	---	----	------------------------	----

SUPER BOWL V (Miami)

1/17/71	L	13	Baltimore (80,055)	16
---------	---	----	--------------------	----

1971 (11-3)**Tom Landry, Head Coach**

9/19	W	49	Buffalo (46,206)	37
9/26	W	42	Philadelphia (65,358)	7
10/3	L	*16	Washington (72,000)	20
10/11	W	*20	N. Y. Giants (68,378)	13
10/17	L	14	New Orleans (83,088)	24
10/24	W	*44	New England (65,708)	21
10/31	L	19	Chicago (55,049)	23
11/7	W	16	St. Louis (50,486)	13
11/14	W	*20	Philadelphia (60,178)	7
11/21	W	13	Washington (53,041)	0
11/25	W	*28	Los Angeles (66,595)	21
12/4	W	*52	N. Y. Jets (66,689)	10
12/12	W	42	N. Y. Giants (62,815)	14
12/18	W	*31	St. Louis (66,672)	12
		406		222

1971 DIVISIONAL PLAYOFF (Minnesota)

12/25	W	20	Minnesota (49,100)	12
-------	---	----	--------------------	----

1971 NFC CHAMPIONSHIP GAME (Dallas)

1/2/72	W	14	San Francisco (66,311)	3
--------	---	----	------------------------	---

SUPER BOWL VI (New Orleans)

1/16/72	W	24	Miami (81,035)	3
---------	---	----	----------------	---

1972 (10-4)

Tom Landry, Head Coach

9/17	W	*28	Philadelphia (55,850)	..	6
9/24	W	23	N. Y. Giants (62,725)	..	14
10/1	L	13	Green Bay (47,103)	..	16
10/8	W	*17	Pittsburgh (65,682)	..	13
10/15	W	21	Baltimore (58,992)	..	0
10/22	L	20	Washington (53,039)	..	24
10/30	W	*28	Detroit (65,378)	..	24
11/5	W	34	San Diego (54,476)	..	28
11/12	W	*33	St. Louis (65,218)	..	24
11/19	W	28	Philadelphia (65,720)	..	7
11/23	L	*10	San Francisco (65,124)	..	31
12/3	W	*27	St. Louis (49,797)	..	6
12/9	W	*34	Washington (65,136)	..	24
12/17	L	* 3	N. Y. Giants (64,602)	..	23
		319			240

1972 DIVISIONAL PLAYOFF

(San Francisco)

12/23	W	30	San Francisco (61,214)	..	28
-------	---	----	------------------------	----	----

1972 NFC CHAMPIONSHIP GAME

(Washington)

12/31	L	3	Washington (53,129)	..	26
-------	---	---	---------------------	----	----

1973 (10-4)

Tom Landry, Head Coach

9/16	W	20	Chicago (55,701)	..	17
9/24	W	*40	New Orleans (53,972)	..	3
9/30	W	*45	St. Louis (64,815)	..	10
10/8	L	7	Washington (54,314)	..	14
10/14	L	31	Los Angeles (81,428)	..	37
10/21	W	*45	N. Y. Giants (64,898)	..	28
10/28	L	16	Philadelphia (65,954)	..	30
11/4	W	*38	Cincinnati (58,802)	..	10
11/11	W	23	N. Y. Giants (70,128)	..	10
11/18	W	*31	Philadelphia (61,985)	..	10
11/22	L	* 7	Miami (64,100)	..	14
12/2	W	22	Denver (51,706)	..	10
12/9	W	*27	Washington (64,458-†)	..	7
12/16	W	30	St. Louis (43,946)	..	3
		382			203

1973 DIVISIONAL PLAYOFF

(Dallas)

12/23	W	27	Los Angeles (64,291)	..	16
-------	---	----	----------------------	----	----

1973 NFC CHAMPIONSHIP GAME

(Dallas)

12/30	L	10	Minnesota (64,524)	..	27
-------	---	----	--------------------	----	----

1974 (8-6)

Tom Landry, Head Coach

9/15	W	24	Atlanta (52,322)	..	0
9/23	L	10	Philadelphia (64,088)	..	13
9/29	L	* 6	N. Y. Giants (45,841)	..	14
10/6	L	*21	Minnesota (57,847)	..	23
10/13	L	28	St. Louis (49,885)	..	31
10/20	W	*31	Philadelphia (43,586)	..	24
10/27	W	21	N. Y. Giants (61,918)	..	7
11/3	W	*17	St. Louis (64,146)	..	14
11/10	W	*20	San Francisco (50,018)	..	14
11/17	L	21	Washington (54,395)	..	28
11/24	W	10	Houston (49,775)	..	0
11/28	W	*24	Washington (63,243)	..	23
12/7	W	*41	Cleveland (48,754)	..	17
12/14	L	23	Oakland (45,850)	..	27
		297			235

1975 (10-4)

Tom Landry, Head Coach

9/21	W	*18	Los Angeles (49,091)	..	7
9/28	W	*37	St. Louis (52,417) (OT)	..	31
10/6	W	36	Detroit (79,784)	..	10
10/12	W	13	N. Y. Giants (56,511)	..	7
10/19	L	*17	Green Bay (64,934)	..	19
10/26	W	20	Philadelphia (64,889)	..	17
11/2	L	24	Washington (55,004) (OT)	..	30
11/10	L	*31	Kansas City (63,539)	..	34
11/16	W	34	New England (60,905)	..	31
11/23	W	*27	Philadelphia (57,893)	..	17
11/30	W	*14	N. Y. Giants (53,329)	..	3
12/7	L	17	St. Louis (49,701)	..	31
12/13	W	*31	Washington (61,091)	..	10
12/21	W	31	N. Y. Jets (37,279)	..	21
		350			268

1975 DIVISIONAL PLAYOFF

(Minnesota)

12/28	W	17	Minnesota (48,341)	..	14
-------	---	----	--------------------	----	----

1975 NFC CHAMPIONSHIP GAME

(Los Angeles)

1/4/76	W	37	Los Angeles (84,483)	..	7
--------	---	----	----------------------	----	---

SUPER BOWL X (Miami)

1/18/76	L	17	Pittsburgh (80,187)	..	21
---------	---	----	---------------------	----	----

1976 (11-3)

Tom Landry, Head Coach

9/12	W	*27	Philadelphia (54,052)	..	7
9/19	W	24	New Orleans (61,413)	..	6
9/26	W	*30	Baltimore (64,237)	..	27
10/3	W	28	Seattle (62,027)	..	13
10/10	W	24	N. Y. Giants (76,042)	..	14
10/17	L	17	St. Louis (50,317)	..	21
10/24	W	*31	Chicago (61,346)	..	21
10/31	W	20	Washington (55,004)	..	7
11/7	W	* 9	N. Y. Giants (58,870)	..	3
11/15	W	*17	Buffalo (51,779)	..	10
11/21	L	10	Atlanta (54,992)	..	17
11/25	W	*19	St. Louis (62,498)	..	14
12/5	W	26	Philadelphia (55,072)	..	7
12/12	L	*14	Washington (59,916)	..	27
		296			194

1976 DIVISIONAL PLAYOFF

(Dallas)

12/19	L	12	Los Angeles (62,436)	..	14
-------	---	----	----------------------	----	----

1977 (12-2)

Tom Landry, Head Coach

9/18	W	16	Minnesota (47,678) (OT)	..	10
9/25	W	*41	N.Y. Giants (64,215)	..	21
10/2	W	*23	Tampa Bay (55,316)	..	7
10/9	W	30	St. Louis (50,129)	..	24
10/16	W	*34	Washington (62,115)	..	16
10/23	W	16	Philadelphia (65,507)	..	10
10/30	W	*37	Detroit (63,160)	..	0
11/6	W	24	N.Y. Giants (74,532)	..	10
11/14	L	*17	St. Louis (64,038)	..	24
11/20	L	13	Pittsburgh (49,761)	..	28
11/27	W	14	Washington (55,031)	..	7
12/4	W	*24	Philadelphia (60,289)	..	14
12/12	W	42	San Francisco (55,848)	..	35
12/18	W	*14	Denver (63,752)	..	6
		345			212

1977 DIVISIONAL PLAYOFF

(Dallas)

12/26	W	37	Chicago (62,920)	..	7
-------	---	----	------------------	----	---

1977 NFC CHAMPIONSHIP GAME

(Dallas)

1/1/78	W	23	Minnesota (61,968)	..	6
--------	---	----	--------------------	----	---

SUPER BOWL XII (New Orleans)

1/15/78	W	27	Denver (76,400)	..	10
---------	---	----	-----------------	----	----

1978 (12-4)

Tom Landry, Head Coach

9/4	W	*38	Baltimore (64,224)	0
9/10	W	34	N.Y. Giants (73,265)	24
9/17	L	14	Los Angeles (65,749)	27
9/24	W	*21	St. Louis (62,760)	12
10/2	L	5	Washington (55,031)	9
10/8	W	*24	N.Y. Giants (63,420)	3
10/15	W	24	St. Louis (48,991) (OT)	21
10/22	W	*14	Philadelphia (60,525)	7
10/26	L	*10	Minnesota (61,848)	21
11/5	L	16	Miami (69,414)	23
11/12	W	42	Green Bay (55,256)	14
11/19	W	*27	New Orleans (57,920)	7
11/23	W	*37	Washington (64,905)	10
12/3	W	*17	New England (63,263)	10
12/10	W	31	Philadelphia (64,667)	13
12/17	W	30	N.Y. Jets (52,532)	7
		384		208

1978 DIVISIONAL PLAYOFF

(Dallas)

12/30	W	27	Atlanta (60,338)	20
-------	---	----	------------------	----

1978 NFC CHAMPIONSHIP GAME

(Los Angeles)

1/7/79	W	28	Los Angeles (67,470)	0
--------	---	----	----------------------	---

SUPER BOWL XIII (Miami)

1/21/79	L	31	Pittsburgh (78,656)	35
---------	---	----	---------------------	----

1979 (11-5)

Tom Landry, Head Coach

9/2	W	22	St. Louis (50,855)	21
9/9	W	21	San Francisco (56,728)	13
9/16	W	*24	Chicago (64,056)	20
9/24	L	7	Cleveland (80,123)	26
9/30	W	*38	Cincinnati (63,179)	13
10/7	W	36	Minnesota (47,572)	20
10/14	W	*30	Los Angeles (64,462)	6
10/21	W	*22	St. Louis (64,300)	13
10/28	L	3	Pittsburgh (50,199)	14
11/4	W	16	N.Y. Giants (76,490)	14
11/12	L	*21	Philadelphia (62,417)	31
11/18	L	20	Washington (55,031)	34
11/22	L	*24	Houston (63,897)	30
12/2	W	*28	N.Y. Giants (63,787)	7
12/8	W	24	Philadelphia (71,434)	17
12/16	W	*35	Washington (62,867)	34
		371		313

1979 DIVISIONAL PLAYOFF

(Dallas)

12/30	L	19	Los Angeles (64,792)	21
-------	---	----	----------------------	----

1980 (12-4)

Tom Landry, Head Coach

9/8	W	17	Washington (55,045)	3
9/14	L	20	Denver (74,919)	41
9/21	W	*28	Tampa Bay (62,750)	17
9/28	W	28	Green Bay (54,776)	7
10/5	W	*24	N.Y. Giants (59,126)	3
10/12	W	*59	San Francisco (63,399)	14
10/19	L	10	Philadelphia (70,696)	17
10/26	W	*42	San Diego (60,639)	31
11/2	W	27	St. Louis (50,701)	24
11/9	L	35	N.Y. Giants (68,343)	38
11/16	W	*31	St. Louis (52,567)	21
11/23	W	*14	Washington (58,809)	10
11/27	W	*51	Seattle (57,540)	7
12/7	W	19	Oakland (53,194)	13
12/15	L	14	Los Angeles (65,154)	38
12/21	W	*35	Philadelphia (62,548)	27
		454		311

1980 NFC WILD CARD GAME

(Dallas)

12/28	W	34	Los Angeles (64,533)	13
-------	---	----	----------------------	----

1980 DIVISIONAL PLAYOFF

(Atlanta)

1/4/81	W	30	Atlanta (60,022)	27
--------	---	----	------------------	----

1980 NFC CHAMPIONSHIP GAME

(Philadelphia)

1/11/81	L	7	Philadelphia (70,696)	20
---------	---	---	-----------------------	----

1981 (12-4)

Tom Landry, Head Coach

9/6	W	26	Washington (55,045)	10
9/13	W	*30	St. Louis (63,602)	17
9/21	W	35	New England (60,311)	21
9/27	W	*18	N.Y. Giants (63,449)	10
10/4	L	17	St. Louis (49,777)	20
10/11	L	14	San Francisco (57,574)	45
10/18	W	*29	Los Angeles (64,649)	17
10/25	W	*28	Miami (64,221)	27
11/1	W	17	Philadelphia (72,111)	14
11/9	W	*27	Buffalo (62,583)	14
11/15	L	24	Detroit (79,694)	27
11/22	W	*24	Washington (64,583)	10
11/26	W	*10	Chicago (63,499)	9
12/6	W	37	Baltimore (54,871)	13
12/13	W	*21	Philadelphia (64,955)	10
12/19	L	10	N.Y. Gnts. (73,009) (OT)	13
		367		277

1981 DIVISIONAL PLAYOFF

(Dallas)

1/2/82	W	38	Tampa Bay (64,848)	0
--------	---	----	--------------------	---

1981 NFC CHAMPIONSHIP GAME

(San Francisco)

1/10/82	L	27	San Francisco (60,525)	28
---------	---	----	------------------------	----





1982 (6-3)

Tom Landry, Head Coach

9/13	L	*28	Pittsburgh (63,431)	36
9/19	W	24	St. Louis (50,705)	7

Minnesota-canceled
 *N.Y. Giants-canceled
 *Washington-canceled
 Philadelphia-canceled
 Cincinnati-canceled
 N.Y. Giants-canceled
 *St. Louis-canceled
 San Francisco-canceled

11/21	W	*14	Tampa Bay (49,578)	9
11/25	W	*31	Cleveland (46,267)	14
12/5	W	24	Washington (54,633)	10
12/13	W	37	Houston (51,808)	7
12/19	W	*21	New Orleans (64,506)	7
12/26	L	*20	Philadelphia (46,199)	24
1/3/83	L	*27	Minnesota (60,007)	31
		226			145

1982 SUPER BOWL TOURNAMENT (Dallas)

1/9/83	W	30	Tampa Bay (65,042)	17
--------	---	----	--------------------	------	----

1982 SUPER BOWL TOURNAMENT (Dallas)

1/16/83	W	37	Green Bay (63,972)	26
---------	---	----	--------------------	------	----

1982 NFC CHAMPIONSHIP GAME (Washington)

1/22/83	L	17	Washington (55,045)	31
---------	---	----	---------------------	------	----

1983 (12-4)

Tom Landry, Head Coach

9/5	W	31	Washington (55,045)	30
9/11	W	34	St. Louis (48,532)	17
9/18	W	*28	N.Y. Giants (62,347)	13
9/25	W	*21	New Orleans (62,136)	20
10/2	W	37	Minnesota (60,774)	24
10/9	W	*27	T. Bay (63,308) (OT)	24
10/16	W	*37	Philadelphia (63,070)	7
10/23	L	*38	L.A. Raiders (64,991)	40
10/30	W	38	N.Y. Giants (76,142)	20
11/6	W	27	Philadelphia (71,236)	20
11/13	L	23	San Diego (46,192)	24
11/20	W	*41	Kansas City (64,103)	21
11/24	W	*35	St. Louis (60,764)	17
12/4	W	35	Seattle (63,352)	10
12/11	L	*10	Washington (65,074)	31
12/19	L	17	San Francisco (59,957)	42
		479			360

1983 NFC WILD CARD GAME (Dallas)

12/26	L	17	L.A. Rams (43,521)	24
-------	---	----	--------------------	------	----

1984 (9-7)

Tom Landry, Head Coach

9/3	W	20	L.A. Rams (65,403)	13
9/9	L	7	N.Y. Giants (75,921)	28
9/16	W	*23	Philadelphia (64,521)	17
9/23	W	*20	Green Bay (64,222)	6
9/30	W	23	Chicago (63,623)	14
10/7	L	*20	St. Louis (61,438)	31
10/14	L	14	Washington (55,431)	34
10/21	W	*30	N. Orleans (50,966) (OT)	27
10/28	W	*22	Indianapolis (58,724)	3
11/4	L	*7	N.Y. Giants (60,235)	19
11/11	W	24	St. Louis (48,721)	17
11/18	L	3	Buffalo (74,391)	14
11/22	W	*20	New England (55,341)	17
12/2	W	26	Philadelphia (66,322)	10
12/9	L	*28	Washington (64,286)	30
12/17	L	21	Miami (74,139)	28
		308			308

All-Time Preseason Results

1960 (1-5)

Dal.				Opp.
10	San Francisco (22,000)	@	Seattle	16
13	St. Louis (14,000)	@	San Antonio	20
10	Baltimore (40,000)	@	Dallas	14
14	New York (10,663)	@	Louisville	3
14	Los Angeles (13,500)	@	Pendleton	49
23	Green Bay (20,121)	@	Minn.	28

1961 (2-3)

38	Minnesota (4,954)	@	Sioux Falls	13
7	Green Bay (30,000)	@	Dallas	30
10	N. Y. (21,500)	@	Albuquerque	28
35	Baltimore (19,000)	@	Norman	24
10	S. F. (22,130)	@	Sacramento	24

1962 (0-5)

7	Green Bay (54,500)	@	Dallas	31
24	Detroit (77,683)	@	Cleveland	35
10	Baltimore (14,000)	@	Roanoke	24
7	S. F. (20,000)	@	Sacramento	26
26	Minnesota (12,500)	@	Atlanta	45

1963 (3-2)

17	Los Angeles (70,675)	@	L. A.	14
10	Green Bay (53,121)	@	Dallas	31
17	Los Angeles (29,349)	@	Portland	20
37	S. F. (9,927)	@	Bakersfield	24
27	Detroit (51,218)	@	New Orleans	17

1964 (1-4)

6	Los Angeles (57,450)	@	L. A.	17
34	S. F. (24,679)	@	Portland	23
16	Los Angeles (30,565)	@	Portland	25
3	Green Bay (60,057)	@	Dallas	35
6	Chicago (35,000)	@	New Orleans	21

1965 (2-3)

0	Los Angeles (31,579)	@	L. A.	9
7	S. F. (24,837)	@	Portland	27
21	Green Bay (67,954)	@	Dallas	12
17	Minn. (41,500)	@	Birmingham	57
34	Chicago (33,525)	@	Tulsa	21

1966 (5-0)

Dal.		Opp.
24	San Francisco (28,899)	@ S. F. 13
20	Los Angeles (44,217)	@ L. A. 10
21	Green Bay (75,504)	@ Dallas 3
20	Detroit (31,250)	@ Tulsa 10
28	Minnesota (58,316)	@ Dallas 24

1967 (2-3)

6	Los Angeles (57,595)	@ L. A. 20
30	San Francisco (31,212)	@ S. F. 24
3	Green Bay (78,087)	@ Dallas 20
30	Houston (53,125)	@ Houston 17
7	Baltimore (58,492)	@ Dallas 33

1968 (3-3)

24	Chicago (14,578)	@ Canton 30
16	San Francisco (27,530)	@ S. F. 14
42	Los Angeles (64,978)	@ L. A. 10
27	Green Bay (72,014)	@ Dallas 31
33	Houston (52,289)	@ Houston 19
10	Baltimore (69,520)	@ Dallas 16

1969 (4-2)

17	Los Angeles (87,381)	@ L. A. 24
20	San Francisco (33,894)	@ S. F. 17
31	Green Bay (73,764)	@ Dallas 13
14	Houston (55,310)	@ Houston 11
25	N. Y. Jets (74,771)	@ Dallas 9
7	Baltimore (58,975)	@ Dallas 23

1970 (1-5)

20	San Diego (39,392)	@ San Diego 10
10	Los Angeles (64,646)	@ L. A. 17
34	Green Bay (72,389)	@ Dallas 35
21	Houston (46,548)	@ Houston 37
0	Kansas City (69,055)	@ Dallas 13
21	New York Jets (55,297)	@ Dallas 29

1971 (6-0)

45	Los Angeles (87,187)	@ L. A. 21
36	New Orleans (73,560)	@ Dallas 21
16	Cleveland (69,999)	@ Dallas 15
28	Houston (49,078)	@ Houston 20
27	Baltimore (22,291)	@ Baltimore 14
24	Kansas City (74,035)	@ Dallas 17

1972 (6-1)

20	College All-Stars (54,162)	@ Chi. 7
26	Houston (65,405)	@ Dallas 24
27	Los Angeles (66,051)	@ L. A. 13
30	New Orleans (81,070)	@ N. O. 7
34	N. Y. Jets (65,386)	@ Dallas 27
10	Kansas City (79,592)	@ K. C. 20
16	Oakland (62,607)	@ Dallas 10

1973 (4-2)

24	Los Angeles (75,461)	@ L. A. 7
26	Oakland (53,723)	@ Oakland 27
24	New Orleans (61,022)	@ Dallas 14
24	Houston (46,942)	@ Houston 27
27	Kansas City (57,468)	@ Dallas 16
26	Miami (61,378)	@ Dallas 23

1974 (3-3)

7	Oakland (41,049)	@ Oakland 27
13	Los Angeles (46,468)	@ L. A. 6
19	Houston (53,148)	@ Dallas (OT) 13
7	N. Orleans (56,563)	@ N. Orleans 16
25	Kansas City (43,492)	@ Dallas 16
15	Pittsburgh (43,900)	@ Dallas 41

1975 (2-4)

Dal.		Opp.
7	Los Angeles (62,843)	@ L. A. 35
20	Kansas City (35,630)	@ K. C. 26
13	Minnesota (45,395)	@ Dallas 16
17	Houston (46,951)	@ Houston 14
20	Oakland (39,562)	@ Dallas 31
17	Pittsburgh (43,186)	@ Dallas 16

1976 (3-3)

14	Oakland (52,391)	@ Oakland 17
14	Los Angeles (60,158)	@ L. A. 26
9	Denver (54,567)	@ Dallas 13
36	Detroit (30,340)	@ Memphis 16
20	Pittsburgh (64,264)	@ Dallas 10
26	Houston (58,844)	@ Dallas (OT) 20

1977 (3-3)

34	San Diego (59,504)	@ Dallas 14
17	Seattle (58,789)	@ Seattle (OT) 23
14	Miami (56,820)	@ Dallas 20
23	Baltimore (54,835)	@ Dallas 21
14	Houston (49,777)	@ Houston 23
30	Pittsburgh (49,824)	@ Dallas 0

1978 (3-1)

41	San Francisco (63,736)	@ Dallas 24
21	Denver (74,619)	@ Denver 14
13	Houston (62,242)	@ Dallas 27
16	Pittsburgh (59,747)	@ Dallas 13

1979 (3-2)

13	Oakland (20,648)	@ Canton, O. 20
7	Denver (61,192)	@ Dallas 6
17	Seattle (59,803)	@ Seattle 27
16	Houston (62,803)	@ Dallas 13
16	Pittsburgh (64,543)	@ Dallas 14

1980 (3-1)

17	Green Bay (54,876)	@ Dallas 14
19	Los Angeles (63,283)	@ Anaheim 16
20	Houston (63,658)	@ Dallas 13
10	Pittsburgh (62,795)	@ Dallas 31

1981 (2-2)

17	Green Bay (55,987)	@ Dallas 21
21	Los Angeles (61,459)	@ Anaheim 33
24	Pittsburgh (63,504)	@ Dallas 14
28	Houston (63,799)	@ Dallas 20

1982 (3-1)

10	Buffalo (48,612)	@ Dallas 14
26	San Diego (49,182)	@ San Diego 16
36	New England (50,113)	@ Dallas 21
20	Houston (60,150)	@ Dallas 14

1983 (3-1)

20	Miami (46,826)	@ Dallas 17
30	L.A. Rams (54,268)	@ L. Angeles 7
7	Pittsburgh (62,164)	@ Dallas 24
34	Houston (54,363)	@ Dallas 31

1984 (3-1)

31	Green Bay (43,371)	@ Dallas 17
24	San Diego (50,740)	@ San Diego 13
10	Pittsburgh (55,658)	@ Dallas 20
31	Houston (53,877)	@ Dallas 24

Ring of Honor

The Cowboys honor former players who made outstanding contributions to the club by inducting them into the Ring of Honor at Texas Stadium. Their names and the years they played are prominently displayed in silver on the wall below the press box at Texas Stadium. Members of the Cowboys' Ring of Honor:

BOB LILLY, defensive tackle, 1961-74. Nicknamed "Mr. Cowboy," Bob Lilly was the franchise's first draft choice in 1961, the first name in the Ring of Honor in 1975 and its first inductee into the Pro Football Hall of Fame in 1979. A seven-time All-Pro, Lilly was named to a club-record 11 Pro Bowls. He was a two-time All-SWC pick and an All-America at Texas Christian University before being drafted by Dallas.

DON MEREDITH, quarterback, 1960-68. Don Meredith led the Cowboys to their first winning season and their first NFL Championship Game in 1966. Signed by Clint Murchison, Jr., before Dallas was granted its NFL franchise, "Dandy Don" played in two Pro Bowls and was named NFL player of the year in 1966. A two-time All-America at SMU, Don's name was added to the Cowboys' Ring of Honor in 1976.

DON PERKINS, running back, 1961-68. Don Perkins was the first Cowboys player to rush for more than 6,000 yards. A six-time Pro Bowl selection, Perkins finished among the top ten NFL rushers in each of his eight seasons. He was named NFL rookie of the year in 1961 and All-Pro in 1962. Perkins was signed before Dallas was granted its NFL franchise. A three-time All-Skyline pick at New Mexico, he was inducted into the Ring of Honor in 1976.

CHUCK HOWLEY, linebacker, 1961-72. When Chuck Howley retired in 1973, Tom Landry said "I don't know that I've seen anybody better at linebacker than Howley." A six-time All-Pro, Howley was the most valuable player in Super Bowl V. The Cowboys traded for Howley, who was drafted by Chicago in 1958. He was an All-America center at West Virginia. A six-time Pro Bowl selection, Howley was added to the Ring of Honor in 1977.

MEL RENFRO, defensive back, 1964-77. Mel Renfro was named to the Pro Bowl his first ten seasons in the NFL. He is the club's all-time interceptor with 52 and kickoff returner with a 26.4-yard career average. Renfro was drafted in the second round in 1964 after a career as an All-America halfback and world class sprinter at Oregon. A five-time All-Pro, Renfro was inducted into the Cowboys' Ring of Honor in 1981.

ROGER STAUBACH, quarterback, 1969-79. Roger Staubach led the Cowboys to six NFC Championship Games, four Super Bowls and two Super Bowl titles. A great clutch performer, Staubach led Dallas to comeback victories 23 times, 14 in the last two minutes or overtime. A five-time Pro Bowler, he was drafted by Dallas in 1964 after winning the Heisman Trophy and Maxwell Award at the Naval Academy. Inducted into the Ring of Honor in 1983, Roger was elected to the Pro Football Hall of Fame in 1985.

Silver Season All-Time Team 1960-1985

As part of the Dallas Cowboys' 25th anniversary celebration in 1984, fans voted for the club's all-time team.

OFFENSE

QB	12	Roger Staubach (1969-79)
	17	Don Meredith (1960-68)
RB	33	Tony Dorsett (1977-85)
	32	Walt Garrison (1966-74)
	43	Don Perkins (1961-68)
C	62	John Fitzgerald (1971-80)
G	76	John Niland (1966-74)
	68	Herb Scott (1975-84)
T	73	Ralph Neely (1965-77)
	70	Rayfield Wright (1967-79)
TE	89	Billy Joe DuPree (1973-83)
WR	88	Drew Pearson (1973-83)
	22	Bob Hayes (1965-74)
K	1	Rafael Septien (1978-85)
P	11	Danny White (1976-85)

DEFENSE

DE	72	Ed Jones (1974-85)
	79	Harvey Martin (1973-83)
DT	74	Bob Lilly (1961-74)
	54	Randy White (1975-85)
LB	55	Lee Roy Jordan (1963-76)
	54	Chuck Howley (1961-72)
	50	D. D. Lewis (1968-81)
CB	20	Mel Renfro (1964-77)
	24	Everson Walls (1981-85)
	34	Cornell Green (1962-74)
S	41	Charlie Waters (1970-81)
	43	Cliff Harris (1970-79)



"SILVER SEASON"

The NFL films production of "Silver Season — The 25th Year of the Dallas Cowboys" is available free of charge to groups wishing to show it. Produced and directed by Bob Ryan of NFL Films, the 30-minute, 16 mm sound and color movie is narrated by Gregg Oliver and includes highlights of the 1984 season. The film is sponsored by Eastman Kodak and may be obtained for group showings by calling the Cowboys' office at 214/369-8000.

Historical Highlights

1960

NFL FRANCHISE — Clint Murchison, Jr., and Bedford Wynne were awarded an expansion franchise in the NFL at the annual league meeting in Miami Beach, Fla. The Cowboys were to play as a "swing" team, playing every other team one time during the first season, although listed in the Western Conference standings (January 28).

COWBOYS STOCKED — A player pool was set up in a league meeting at L.A., with each of 12 NFL teams freezing 25 names on its roster and the Cowboys allowed to pick three from each team for a total of 36 veterans. Dallas, once given the list, had to select its 36 players within 24 hours (March 13).

TRAINING STARTS — Rookies report to first Cowboys camp at Pacific U., in Forest Grove, Oregon (July 9).

FIRST PRE-SEASON GAME — The Cowboys, less than six months in existence, get their first test and drop a 10-16 pre-season game to San Francisco in Seattle (August 6).

FIRST HOME GAME — In their Dallas debut, in the Salesmanship Club preseason game, the Cowboys led the world champion Baltimore Colts into the final minute before a 62-yard pass from Johnny Unitas to Lenny Moore gave the Colts a 14-10 victory (August 19).

FIRST VICTORY — In a preseason game at Louisville, Ky., the Cowboys beat New York's Giants, 14-3, with Frank Clarke catching touchdown passes of 73 yards (Eddie LeBaron) and 74 yards (Don Meredith) (August 27).

FIRST LEAGUE GAME — In their first league game, Dallas fell to Pittsburgh, 35-28, with Bobby Layne leading a fourth-period Steeler rally (Sept. 24, Saturday night).

STREAK SNAPPED — Dallas snaps a 10-game loss streak by tying New York, 31-31, at Yankee Stadium (Dec. 4).

1961

TRAINING STARTS — Rookies launch training at new campsite — St. Olaf College in Northfield, Minn. (July 9).

FIRST LEAGUE WIN — Scoring ten points in the final 56 seconds, the Cowboys score their first NFL victory, 27-24, over Pittsburgh in the '61 league opener in the Cotton Bowl. Allen Green's 27-yard field goal on the game's final play won it before 23,500 (Sept. 17).

1962

TRAINING STARTS — Team begins training at new campsite — Northern Michigan College in Marquette, Mich. (July 13).

PENALTY HISTORY — For the first time in anyone's memory in an NFL game, points were awarded for a penalty. The Cowboys were detected holding in the end zone on a 99-yd. TD pass from LeBaron to Clarke, and Pittsburgh was awarded a safety. The Steelers eventually won, 30-28 (Sept. 23).

100-YARD FIRSTS — Cowboys Amos Marsh returned a kickoff 101 yards and Mike Gaechter returned a pass interception 100 yards, both plays for fourth-quarter TDs in a 41-19 win over Philadelphia in Dallas. It was the first time in NFL history that two 100-yard runs had been made in the same game, much less by the same team in the same quarter (Oct. 14).

1963

SHIFT TO KANSAS CITY — The rival Dallas Texans of the AFL announce they are moving the franchise to Kansas City (Feb. 8).

CALIFORNIA TRAINING SITE — The Cowboys open training at California Lutheran College in Thousand Oaks, Calif. (July 12).

HOWTON SETS RECORD — Bill Howton broke Don Hutson's all-time receiving mark with a 14-yard catch against Washington (there). Hutson's record was 7,991 yards and the catch gave Howton an even 3,000 yards (Sept. 29).

1964

LANDRY CONTRACT — With one year to go on his original contract, Tom Landry is signed to a ten-year extension, in effect giving him an 11-year pact, possibly the longest in major pro sports history (Feb. 5).

1965

FIRST SELLOUT — An overflow crowd of 76,251 jams the Cotton Bowl for the Cleveland game, notching the team's first home sellout. Cleveland won, 24-17 (Nov. 21).

1966

PLAYOFF BOWL — After defeating New York, 38-20, in the season finale (and winning five of their last seven games) to get into the Playoff Bowl at Miami, the Cowboys fall to Baltimore, 35-3 (Jan. 15).

MERGER — Peace comes to pro football with Cowboys GM Tex Schramm completing two months of negotiations with AFL's Lamar Hunt, merging the two leagues under the NFL banner (June 8).

SCHRAMM ELEVATED — Texas E. Schramm, Vice-President and General Manager of the Cowboys from the beginning, was named President of the club by owner Clint Murchison, Jr., who retained the title of Chairman of the Board.

NEELY CASE SOLVED — Dallas and Houston reached agreement in the Ralph Neely case. Neely remained with Dallas with Houston receiving the Cowboys Nos. 1, 2 and two fifth place picks in the 1967 draft (Nov. 17).

THE CHAMPIONSHIP — The Cowboys won their first championship, capturing the Eastern Conference title with a 10-3-1 record, but lost the NFL Championship Game to Green Bay, 34-27.

1967

TEXAS STADIUM — On Dec. 23, owner Clint Murchison, Jr., formally announced plans to build Texas Stadium in suburban Irving. The stadium, to be financed through a bond-option plan, would be ready for the 1970 season. The stadium would seat a minimum of 58,000.

SECOND CHAMPIONSHIP — Under the NFL's new format, the Cowboys easily won the Capitol Division and defeated Cleveland, Century Division winner, 52-14, in the Cotton Bowl for the Eastern conference championship. However, on Dec. 31 in Green Bay, the Cowboys lost their second bid for an NFL title, falling to the Packers, 21-17, in the 13 degree below weather.

1968

WIN CAPITOL — For the second straight year the Cowboys won the Capitol Division, but for the first time in three years the Cowboys did not win the Eastern Championship, being upset at Cleveland, 31-20, on December 21st. Dallas won the Runner-Up Bowl over Minnesota, 17-13.

1969

TEXAS STADIUM — Ground was broken for Texas Stadium in suburban Irving on January 25, and on June 29 Bert Rose was named general manager of the stadium.

ORIGINALS RETIRE — An era ended for the Cowboys in July. On July 5th at a press conference in Dallas, quarterback Don Meredith, the last of the original Cowboys, announced his retirement. Then, on July 18th, the day the veterans were to report to training camp, all-time rushing great Don Perkins officially retired.

REPEAT CAPITOL WINS — Once again the Cowboys rolled to the Capitol Division Championship with an 11-2-1 season. However, the Cowboys failed to win the Eastern Championship when on Dec. 28, the Cowboys lost to Cleveland, 38-14, in the Cotton Bowl.

1970

FIVE STRAIGHT PLAYOFFS — The Cowboys won their last five games to finish 10-4, claim the Eastern Division championship and make the playoffs for the fifth year in a row. They defeated Detroit, 5-0, in the opening round to get a shot at the National Conference championship.

FIRST NFC TITLE — The Cowboys captured the biggest prize of their 11-year history on Jan. 3 when they downed San Francisco, 17-10, for the NFC crown. A 16-13 loss to Baltimore in the Super Bowl Jan. 17 left Dallas with one major goal still unrealized.

1971

TEXAS STADIUM — The Cowboys opened a new era in their sparkling Irving, Tex., home with a 44-21 victory over the New England Patriots on October 24. Duane Thomas scored the first touchdown in the new stadium, a 56-yard run just two minutes and 16 seconds after the opening kickoff. Attendance was 65,708.

SIX STRAIGHT PLAYOFFS — The Cowboys won their last seven games to finish 11-3, claim the Eastern Division championship and make the playoffs for the sixth year in a row. They defeated Minnesota, 20-12, in the opening round.

SECOND NFC TITLE — For the second consecutive year, the Cowboys met the San Francisco 49ers in the National Conference showdown. This time Dallas won, 14-3, to qualify for its second straight Super Bowl.

FIRST WORLD CHAMPIONSHIP — The Cowboys downed the Miami Dolphins, 24-3, to win Super Bowl VI in New Orleans on Jan. 16. It was the 10th victory in a row for Dallas as Roger Staubach passed for two touchdowns and was named the game's Most Valuable Player.

1972

FIRST 1,000-YARD BACK — Calvin Hill became the first Dallas player to rush for 1,000 yards when he gained 111 on Dec. 9 against the Washington Redskins in Texas Stadium. Hill wound up with 1,036 yards for the season on a record 245 carries.

SEVEN STRAIGHT PLAYOFFS — The Cowboys qualified for the NFL playoffs a record seventh consecutive year, their 10-4 record earning them the National Conference Wild Card berth. Roger Staubach passed for two touchdowns in the last 1½ minutes to give the Cowboys a 30-28 victory at San Francisco in the first round. Then, at Washington on New Year's Eve, Dallas was foiled in its bid for a third straight NFL title when the Redskins won, 26-3.

1973

100 VICTORIES — The Cowboys and Coach Tom Landry recorded their 100th victory with a 40-3 Texas Stadium win over the New Orleans Saints on Sept. 24. Landry, the only head coach the Cowboys have had, ended the season with a career mark of 108-80-6 to rank ninth on the list of the NFL's all-time winningest coaches.

EIGHT STRAIGHT PLAYOFFS — The Cowboys regained the NFC Eastern Division title with a 10-4 record and broke their own NFL record by reaching the playoffs for the eighth year in a row. Dallas defeated Western Division champion Los Angeles in the first round, 27-16, but fell to Central Division winner Minnesota in the NFC Championship Game, 27-10.

1974

FIRST TOP DRAFT CHOICE — For the first time in their history, the Cowboys had the very first choice in the NFL college draft. The No. 1 pick came to Dallas from Houston in exchange for Tody Smith and Billy Parks. The Cowboys selected Ed "Too Tall" Jones, a 6-9, 260-pound defensive end from Tennessee State.

PLAYOFFS MISSED — The Cowboys' record-breaking string of eight straight years in the NFL playoffs was broken when the club's 8-6 record failed to qualify.

1975

LILLY HONORED — "Mr. Cowboy" was honored on Bob Lilly Day at Texas Stadium at halftime of the Philadelphia game on Nov. 23. It was the first such recognition ever given to a Dallas player. Lilly never missed a game in 14 years with the Cowboys, earning All-Pro honors seven times at defensive tackle before retiring prior to the '75 season.

TEN STRAIGHT WINNING SEASONS — The Cowboys' 10-4 record earned them the NFC Wild Card berth in the playoffs. The composite record over 10 straight winning seasons was 101-37-2.

THIRD NFC TITLE — After shocking Minnesota in the first round, 17-14 on Roger Staubach's 50-yard "Hail Mary" pass to Drew Pearson, the Cowboys traveled to Los Angeles for the NFC showdown. Staubach threw four touchdown passes, three to Preston Pearson, and Dallas won, 37-7. Pittsburgh won Super Bowl X on Jan. 18 in Miami, 21-17.

1976

MEREDITH, PERKINS HONORED — Former Cowboys greats Don Meredith and Don Perkins joined Bob Lilly in the "Ring of Honor" at Texas Stadium during halftime ceremonies at the New York Giants game on Nov. 7.

ELEVEN STRAIGHT WINNING SEASONS — The Cowboys won the NFC Eastern Division title with their 11-3 record, giving them their 11th straight winning season and 10th playoff berth in that period. A 14-12 first round loss to Los Angeles — the first time Dallas had lost in the first round under the current playoff setup — ended the season.

1977

HOWLEY HONORED — Former All-Pro linebacker Chuck Howley, a Cowboy from 1961 through 1973, became the fourth member of the Ring of Honor. Howley was honored during ceremonies at halftime of the Detroit Lions game on Oct. 30.



TWELVE STRAIGHT WINNING SEASONS — Getting off to an 8-0 start, their best ever, the Cowboys rolled to a 12-2 record, the championship of the NFC East, and their 12th consecutive winning season. They opened their 11th visit to the playoffs in those 12 years with a 37-7 first-round victory over the Chicago Bears at Texas Stadium.

FOURTH NFC TITLE — Dallas crushed the Minnesota Vikings at Texas Stadium, 23-6, for National Conference crown No. 4 and the right to meet the Denver Broncos in Super Bowl XII.

SECOND WORLD CHAMPIONSHIP — The Cowboys stopped the Denver Broncos, 27-10, to win Super Bowl XII in New Orleans on January 15, 1978. In the process, Dallas tied Minnesota for most Super Bowl appearances (four) and Green Bay, Miami and Pittsburgh for most Super Bowl victories (two). Defensive linemen Harvey Martin and Randy White were named co-Most Valuable Players in the game.

1978

THIRTEEN STRAIGHT WINNING SEASONS — After a mediocre 6-4 start, the Cowboys won six straight games to finish the expanded regular season with a 12-4 record and their 10th division crown. It marked the Cowboys' 13th consecutive winning season and 12th trip to the playoffs in that span. Dallas rallied to beat Atlanta 27-20 in a divisional playoff at Texas Stadium, sending the Cowboys to their seventh NFC championship game in the past nine years.

FIFTH NFC TITLE — Dallas shut out the Rams in Los Angeles 28-0 in the National Conference title game to advance to the Super Bowl a record fifth time, including three of the last four. In the first Super Bowl rematch, Pittsburgh edged the Cowboys 35-31 for the NFL championship on Jan. 21 in Miami's Orange Bowl.

1979

TWENTIETH ANNIVERSARY — The Cowboys celebrated their 20th anniversary season at halftime of the St. Louis Cardinals game at Texas Stadium on Oct. 21. Stars from each of those 20 seasons plus Coach Tom Landry were introduced during the halftime ceremonies.

FOURTH STRAIGHT NFC EAST TITLE — Rallying from a mid-season slump, the Cowboys won their final three games to finish with an 11-5 record, their 11th division championship, including the past four NFC East titles, and 14th consecutive winning season. The Cowboys made their 13th trip to the playoffs in those 14 years, but were eliminated by Los Angeles 21-19 in a divisional playoff at Texas Stadium.

1980

STAUBACH RETIRES — At a press conference at Texas Stadium on March 31, quarterback Roger Staubach announced his retirement after 11 record-breaking years with the Cowboys. Staubach held all major Cowboys passing records and was the all-time leading NFL passer.

LILLY ENTERS HALL OF FAME — Bob Lilly, a seven-time All-Pro defensive tackle in his 14-year career with the Cowboys from 1961-74, became the first Cowboys-only player to be inducted into the Pro Football Hall of Fame. Enshrined along with Lilly on Aug. 2 at Canton, Ohio, were Herb Adderley, who played for the Cowboys from 1970-72, Jim Otto and Deacon Jones.

FIFTEEN STRAIGHT WINNING SEASONS — Behind new starting quarterback Danny White, the Cowboys rolled to their 15th consecutive winning season with a surprising 12-4 record, tied for best in the league with Philadelphia and Atlanta. The Cowboys lost the NFC East title to Philadelphia on a tie-breaker, but entered the playoffs for the 14th time in 15 years, this time as a wild card team. The Cowboys beat Los Angeles 34-13 at Texas Stadium in the NFC Wild Card Game and rallied past the Falcons at Atlanta 30-27 to advance to the NFC Championship Game at Philadelphia. But the Cowboys lost 20-7 in their bid for a sixth Super Bowl appearance.

LANDRY'S 200th VICTORY — Tom Landry joined George Halas and Curly Lambeau as the only coaches with 200 NFL victories when the Cowboys beat Los Angeles 34-13 on Dec. 28 at Texas Stadium in the NFC Wild Card Game, raising Landry's record to 200-119-6, counting regular season and playoff games.

1981

RENFRO HONORED — Former All-Pro defensive back Mel Renfro, the Cowboys' all-time leading pass interceptor, became the fifth member of the Cowboys' Ring of Honor. Renfro, who played for Dallas from 1964 through 1977, was honored during halftime ceremonies of the Cowboys-Miami Dolphins game at Texas Stadium Oct. 25.

TWELFTH DIVISION CHAMPIONSHIP — The Cowboys regained the NFC Eastern Division Championship, their 12th division title since 1966, with a 12-4 record and tied Oakland's NFL mark of 16 consecutive winning seasons. Entering the playoffs for the 15th time in that span, the Cowboys advanced to the NFC Championship Game for the ninth time in 12 years by routing Tampa Bay 38-0 at Texas Stadium. But for the second year in a row Dallas lost the conference title game. San Francisco scored a last-minute touchdown at Candlestick Park to edge the Cowboys 28-27 for a berth in Super Bowl XVI.

1982

200TH REGULAR-SEASON VICTORY — The Cowboys beat Washington

24-10 at RFK Stadium on Dec. 5 for the club's and Coach Tom Landry's 200th regular-season victory.

SEVENTEEN STRAIGHT WINNING SEASONS — The Cowboys finished the strike-shortened regular season with a 6-3 record to establish an NFL record of 17 consecutive winning seasons. Entering the playoffs for a record-tying eighth straight year and for the 16th time in 17 years, the Cowboys beat Tampa Bay 30-17 and Green Bay 37-26, both at Texas Stadium, to advance to the NFC Championship Game for the third year in a row. But again the Cowboys come up short, losing 31-17 at Washington.

1983

STAUBACH HONORED — Former quarterback Roger Staubach, who led the Cowboys to four Super Bowls, became the sixth member of the Ring of Honor during halftime ceremonies of the Cowboys-Tampa Bay game on Oct. 9.

NEW HEADQUARTERS — Ground was broken on Nov. 29 for the Cowboys' new headquarters and training facility at The Valley Ranch in northwest Dallas County.

EIGHTEEN STRAIGHT WINNING SEASONS — The Cowboys extended their NFL record to 18 consecutive winning seasons with a 12-4 finish. The club also set a league record with its ninth straight playoff appearance, qualifying as a wild card entry. The Los Angeles Rams eliminated the Cowboys from the playoffs, however, with a 24-17 upset victory at Texas Stadium in the NFC Wild Card Game on Dec. 26.

1984

SILVER SEASON — The Cowboys kicked off their 25th anniversary with a news conference at Texas Stadium on Jan. 27. Club President Tex Schramm announced the Cowboys would celebrate their 25th anniversary during 1984 under the theme "Silver Season."

CLUB SOLD — The sale of the Cowboys from the Murchison family to an 11-member limited partnership headed by Dallas businessman H. R. "Bum" Bright was approved by NFL owners on March 19 at the league's annual meeting in Honolulu. The sale was completed on May 18.


COWBOYS CENTER — The Cowboys and Triland International announced plans on March 27 for Cowboys Center, an innovative joint venture that will develop business opportunities in a conference center, Cowboys ShowPlace, athletic club, sports arena, office park, housing, and retail and restaurant outlets on 200 acres at The Valley Ranch, adjacent to the Cowboys' new headquarters.

NINETEEN STRAIGHT WINNING SEASONS — The Cowboys defeated the Eagles 26-10 in Philadelphia to extend their NFL record to 19 consecutive winning seasons. The Cowboys finished 9-7 and missed the playoffs for the first time in 10 years and only the second time in 19 years.

1985

STAUBACH ENTERS HALL OF FAME — Roger Staubach, the master of the comeback victory during his 11-year career as a Cowboys quarterback, was inducted into the Pro Football Hall of Fame in his first year of eligibility. Enshrined with Staubach on Aug. 3 at Canton, Ohio, were Pete Rozelle, Joe Namath, O. J. Simpson and Frank Gatski. Staubach joined Bob Lilly as the only players who spent their entire career with the Cowboys to be elected to the Hall of Fame.

THE SIDELINE



Dallas Cowboys Cheerleaders

When the Cowboys introduced the 'new' Dallas Cowboys Cheerleaders at Texas Stadium in 1972, they wanted to have a bright new look on the playing field and add another form of entertainment for the football fan. Little did they know that they were starting something that one day would become what is now considered a phenomenon.

Those who participated in the Cheerleaders' formation couldn't have foreseen what would happen on a sunny January day in Miami four years later when, at Super Bowl X, the cheerleaders would capture the imagination of a nation. With a stroke of luck and a winning football team it all came together.

The phenomenon, however, has not been restricted to Texas Stadium and the television eye that has carried their image across the country. Armed Forces in remote outposts throughout the world, children and veterans in hospital wards plus state fair and college audiences have all experienced the joy of the D.C.C. Because of their freshness and smiles, their beauty and talent, these young women bring a touch of happiness to everyone they meet.

1985-86 DALLAS COWBOYS CHEERLEADERS

- | | | |
|-------------------------------------------|------------------------------------------------|-------------------------------------------------|
| Keri Baird
Student | Becky Kuhn
Accountant | Courtney Riggs
Student |
| Rhonda Borth
Adm. Asst. | *Debbie Lewis
Personnel | *Sonja Samuel
Student |
| *Deanna Childers
Ins. Secretary | Judy London
Student | Sheri Scholz
Student |
| Cindie Doughty
Student/Clerk | Karen McCaghren
Student | Jana Shepherd
Property Manager |
| Deborah Duffey
Acct. Clerk | Natasha McCarley
Hairdresser/Mother | Stacy Smith
Student |
| Beth Elias
Student | *Kelli McGonagill
Secretary | Tracy Smith
Student |
| *Laci Folks
Secretary | Barbara May
Student | *Kim Stevens
Student |
| *Vicki Foster
Real Estate Agent | *Lori Mock
Executive Assistant | Kim Wiman
Instructor |
| *Tamara Fulton
Receptionist | Rena Morelli
Student | *Kelly Zaloudek
Gymnastic Instructor |
| Susan Goldi
Instructor | Chachis Ortiz
Account Representative | ADMINISTRATION |
| *Julee Graham
Secretary | Tiffany Pate
Student | Suzanne Mitchell
Director |
| *Eydie Guevara
Secretary | *Gina Piazza
Secretary | Debbie Bond
Assistant Director |
| *Leslie Haynes
Mother | Mary Reynolds
Student | Shannon Werthmann
Choreographer |
| *Peggy Kinn
Systems Analyst | | Judy Trammell
Assistant Choreographer |


*Veterans

1985 Halftime Activities

- Aug. 10 — Green Bay . . . Duncanville Gymnastics.
Aug. 26 — Chicago . . . Gaines Ashley Whippet Frisbie Dogs.
Aug. 31 — Houston . . . Tyler Junior College Apache Belles and Band.
Sept. 9 — Washington . . . Cowboys Cheerleaders.
Sept. 22 — Cleveland . . . Lee High School Marching Generals, Huntsville, Alabama.
Oct. 13 — Pittsburgh . . . United States Marine Corps Drum and Bugle Corps, Washington, D.C.
Oct. 27 — Atlanta . . . Cowboys Alumni Reunion X.
Nov. 17 — Chicago . . . Cowboys Cheerleaders.
Nov. 24 — Philadelphia . . . To Be Announced
Nov. 28 — St. Louis . . . Cowboys traditional Thanksgiving Day show. Temple High School Band, Girls' Drill Team, and Choir.
Dec. 15 — New York . . . Cowboys Cheerleaders.

THE COWBOYS BAND

The 28-member Dallas Cowboys Band, a brass arrangement featuring a variety of musical sounds from country and western to rock 'n roll, again will be a central ingredient during Cowboys games at Texas Stadium in 1984. Under the direction of Bill Lively, associate vice president for development at Southern Methodist University in Dallas, the Cowboys Band is a vital part of all Texas Stadium pre-game, halftime and post-game activity. The Cowboys Band also is available for conventions, community concerts and other occasions.



Cowboys on Radio

The Cowboys again in 1985 will have the largest radio network in the National Football League as Texas State Network begins its fourth season broadcasting Cowboys games to America. With KRLD Radio of Dallas serving as the flagship station, TSN's Dallas Cowboys Network will be carried on 172 stations in 14 states. Play-by-play announcer Brad Sham is joined this year by analyst Dale Hansen. In addition, TSN will carry all Cowboys games in Spanish on 12 stations in four states via the Dallas Cowboys Spanish Radio Network with broadcasters Armando Quintero and Mario Montez.

The TSN Dallas Cowboys Network

TEXAS: Abilene, KORQ; Alice, KBIC-FM; Amarillo, KGNC; Andrews, KACT AM & FM; Atlanta, KPYN-FM; Austin, KLBK; Ballinger, KRUN-FM; Bandera, KHLC-FM; Beaumont, KTRM; Beeville, KIBL-FM; Belton, KTON AM & FM; Big Spring, KBST; Bonham, KFYZ-FM; Bowie, KBAN; Brady, KNEL; Breckenridge, KTSB; Breckenridge, KROO-FM; Bridgeport, KWCS-FM; Brownsville, KBOR; Brownwood, KBWD; Bryan, KTAM; Carthage, KGAS; Center, KLCR-FM; Cleveland, KLEV; Colorado City, KAUM-FM; Columbus, KULM-FM; Corpus Christi, KDAE; Corsicana, KAND; Corsicana, KXCL-FM; Crockett, KIVY-FM; Cuero, QORO; Dalhart, KXIT; Dallas, KRLD; Del Rio, KDLK; Denison, KLAK-FM; Denton, KDNT; Dumas, KMRE-FM; Eastland, KEAS; Edinburg, KURV; El Campo, KXGC-FM; El Paso, KKMJ; Fairfield, KNES-FM; Farwell, KLZK-FM; Fredericksburg, KNAF; Fredericksburg, KFAN-FM; Ft. Stockton, KPJH-FM; Galveston, KILE; Gladewater, KEES; Graham, KWKQ-FM; Greenville, KGVJ; Hallettsville, KRJH; Hereford, KPAN; Hondo, KRME; Houston, KNUZ; Huntsville, KSAM; Junction, KMBL; Kermit, KERB; Kingsville, KDUV-FM; La Grange, KMUZ-FM; Lamesa, KPET; Lampasas, KCYL; Laredo, KFIX-FM; Levelland, KLVJ; Liberty, KPXE; Lockhart, KHJK; Longview, KFRO; Lubbock, KFYO; Lufkin, KRBA; Marshall, KCUL; McKinney, KMMK-FM; Mexia, KYCX-FM; Midland, KCRS; Monahans, KVKM; Mt. Pleasant, KPXI-FM; Nacogdoches, KEEE; Navasota, KWBC; Odessa, KYXX; Orange, KOGT; Ozona, KRCT-FM; Palestine, KNET; Pampa, KSZN; Paris, KPLT; Pecos, KIUN; Perryton, KEYE; Plainview, KVOP; Pleasanton, KBOP-FM; Refugio, KZTX-FM; Rusk, KTLU; Rusk, KWRW; San Angelo, KBIL-FM; San Antonio, WOAI; San Marcos, KCMY; Sherman, KTXO; Silsbee, KKAS; Silsbee, KWDX-FM; Snyder, KSNY; Sonora, KHOS-FM; Spearman, KRDF-FM; Stephenville, KSTV AM & FM; Sulphur Springs, KSST; Sweetwater, KXOX; Terrell, KTLR-FM; Texarkana, KTFS; Tulia, KTUE; Tyler, KTBB; Uvalde, KYUF-FM; Victoria, KCWM; Waco, KNFO-FM; Wichita Falls, KGTM; Winnsboro, KWNS-FM; Woodville, KVLL.

ARIZONA: Coolidge, KQEZ-FM; Sierra Vista, KSWA; Tucson, KNST.

ARKANSAS: Ashdown, KMLA-FM; Camden, KAMD.

COLORADO: Engelwood, KJJZ; Gunnison, KVLE-FM.

LOUISIANA: DeRidder, KEAZ-FM; Lake Charles, KLCL; Lake Providence, KLPL AM & FM; Many, KWLV-FM; Monroe, KLIC; New Orleans, WSMB; Rayville, KXLA; Shreveport KEEL.

MISSISSIPPI: Aberdeen, WMPA; Brookhaven, WMRQ-FM; Clinton, WHJT-FM; Corinth, WCMA; Laurel, WAML; Quitman, WBFN; Quitman, WYKK-FM; Vicksburg, WKYV-FM.

NEW MEXICO: Alamogordo, KPSA; Albuquerque, KOB; Artesia, KSVP; Artesia, KTZA-FM; Belen, KARS; Clayton, KLMX; Espanola, KEVR-FM; Farmington, KWKY-FM; Hobbs, KUUX; Portales, KENM; Portales, KNIT-FM; Roswell, KBIM-FM; Santa Rosa, KSX; Tucumcari, KTNM.

OKLAHOMA: Ardmore, KVSO; Chickasha, KWCO; Duncan, KRHD; Durant, KLBC-FM; Frederick, KYBE-FM; Muskogee, KMUS; Oklahoma City, KTKO; Okmulgee, KOKL AM & FM; Pauls Valley, KGOK-FM; Pawhuska, KXVQ; Tulsa, KTOW; Weatherford, KBXR-FM.

TENNESSEE: Erwin, WXIS-FM; Millington, WMPS.

ALABAMA: Florence, WXOR.

CALIFORNIA: Simi Valley, KWKN.

HAWAII: Honolulu, KHVH.

ILLINOIS: Joliet, WJRC.

UTAH: Blanding, KUTA.

The Dallas Cowboys Spanish Radio Network

CALIFORNIA: Merced, KNTO-FM.

NEW MEXICO: Albuquerque, KABQ.

TEXAS: Alice, KDSI-FM; Ciudad Juarez, XEROK; Dallas/Fort Worth, KESS-FM; McAllen, KQXX-FM; Midland/Odessa, KWEL; Nuevo Laredo, XEAS; Piedras Negras, XEMU; San Antonio, KFHM; Waco, KRZI.

UTAH: Salt Lake City, KZZI.



Final 1984 NFL Standings

AFC

EASTERN DIVISION

*Miami	14	2	0	.875	513	298
N. England	9	7	0	.563	362	352
N.Y. Jets	7	9	0	.438	332	364
Indianapolis	4	12	0	.250	239	414
Buffalo	2	14	0	.125	250	454

CENTRAL DIVISION

*Pittsburgh	9	7	0	.563	387	310
Cincinnati	8	8	0	.500	339	339
Cleveland	5	11	0	.313	250	297
Houston	3	13	0	.188	240	437

WESTERN DIVISION

*Denver	13	3	0	.813	353	241
†Seattle	12	4	0	.750	418	282
†Raiders	11	5	0	.688	368	278
Kansas City	8	8	0	.500	314	324
San Diego	7	9	0	.438	394	413

*Division Champion
†Wild Card Playoff Team

WILD CARD GAME

@ Seattle 13, L.A. Raiders 7

DIVISIONAL PLAYOFFS

@ Miami 31, Seattle 10
Pittsburgh 24 @ Denver 17

CONFERENCE CHAMPIONSHIP

@ Miami 45, Pittsburgh 28

NFC

EASTERN DIVISION

Washington	11	5	0	.688	426	310
†N.Y. Giants	9	7	0	.563	299	301
St. Louis	9	7	0	.563	423	345
Dallas	9	7	0	.563	303	308
Philadelphia	6	9	1	.406	278	320

CENTRAL DIVISION

*Chicago	10	6	0	.625	325	248
Green Bay	8	8	0	.500	390	309
Tampa Bay	6	10	0	.375	335	380
Detroit	4	11	1	.281	283	408
Minnesota	3	13	0	.188	276	484

WESTERN DIVISION

*San Fran.	15	1	0	.938	475	227
†L.A. Rams	10	6	0	.625	346	316
New Orleans	7	9	0	.438	298	361
Atlanta	4	12	0	.250	281	382

WILD CARD GAME

N.Y. Giants 16 @ L.A. Rams 13

DIVISIONAL PLAYOFFS

@ San Francisco 21, N.Y. Giants 10
Chicago 23 @ Washington 19

CONFERENCE CHAMPIONSHIP

@ San Francisco 23, Chicago 0

SUPER BOWL XIX

San Francisco 38, Miami 16

AFC-NFC PRO BOWL

AFC 22, NFC 14

1985 NFL Post Season Games

SUNDAY, DECEMBER 29

WILD CARD GAMES

SATURDAY, JANUARY 4

AFC AND NFC DIVISIONAL PLAYOFFS

SUNDAY, JANUARY 5

AFC AND NFC DIVISIONAL PLAYOFFS

SUNDAY, JANUARY 12

AFC CHAMPIONSHIP GAME
NFC CHAMPIONSHIP GAME

SUNDAY, JANUARY 26

SUPER BOWL XX (New Orleans, La.)

SUNDAY, FEBRUARY 2

AFC-NFC PRO BOWL
AT HONOLULU, HAWAII



1985 NATIONAL FOOTBALL LEAGUE SCHEDULE

(All times local)



SUNDAY, SEPT. 8 (1st Weekend)

Denver at Los Angeles Rams	1:00
Detroit at Atlanta	1:00
Green Bay at New England	1:00
Indianapolis at Pittsburgh	1:00
Kansas City at New Orleans	12:00
Miami at Houston	12:00
N.Y. Jets at L.A. Raiders	1:00
Philadelphia at N.Y. Giants	1:00
St. Louis at Cleveland	1:00
San Diego at Buffalo	4:00
San Francisco at Minnesota	12:00
Seattle at Cincinnati	1:00
Tampa Bay at Chicago	12:00

MONDAY, SEPT. 9

Washington at Dallas	8:00
----------------------	------

THURSDAY, SEPT. 12 (2nd Weekend)

L.A. Raiders at Kansas City	7:00
-----------------------------	------

SUNDAY, SEPT. 15

Atlanta at San Francisco	1:00
Buffalo at New York Jets	1:00
Cincinnati at St. Louis	12:00
Dallas at Detroit	1:00
Houston at Washington	1:00
Indianapolis at Miami	4:00
L.A. Rams at Philadelphia	1:00
Minnesota at Tampa Bay	4:00
New England at Chicago	12:00
New Orleans at Denver	2:00
N.Y. Giants at Green Bay	3:00
Seattle at San Diego	1:00

MONDAY, SEPT. 16

Pittsburgh at Cleveland	9:00
-------------------------	------

THURSDAY, SEPT. 19 (3rd Weekend)

Chicago at Minnesota	7:00
----------------------	------

SUNDAY, SEPT. 22

Cleveland at Dallas	12:00
Denver at Atlanta	1:00
Detroit at Indianapolis	12:00
Houston at Pittsburgh	1:00
Kansas City at Miami	4:00
New England at Buffalo	1:00
N.Y. Jets vs. Green Bay at Mil.	3:00
Philadelphia at Washington	1:00
St. Louis at N.Y. Giants	1:00
San Diego at Cincinnati	1:00
San Francisco at L.A. Raiders	1:00
Tampa Bay at New Orleans	12:00

MONDAY, SEPT. 23

Los Angeles Rams at Seattle	6:00
-----------------------------	------

SUNDAY, SEPT. 29 (4th Weekend)

Atlanta at Los Angeles Rams	1:00
Cleveland at San Diego	1:00
Dallas at Houston	12:00
Green Bay at St. Louis	12:00
Indianapolis at New York Jets	4:00
L.A. Raiders at New England	1:00
Miami at Denver	2:00
Minnesota at Buffalo	1:00
New Orleans at San Francisco	1:00
N.Y. Giants at Philadelphia	1:00
Seattle at Kansas City	12:00
Tampa Bay at Detroit	1:00
Washington at Chicago	12:00

MONDAY, SEPT. 30

Cincinnati at Pittsburgh	9:00
--------------------------	------

SUNDAY, OCT. 6 (5th Weekend)

Buffalo at Indianapolis	12:00
Chicago at Tampa Bay	1:00
Dallas at New York Giants	9:00
Detroit at Green Bay	12:00
Houston at Denver	2:00
Kansas City at L.A. Raiders	1:00
Minnesota at Los Angeles Rams	1:00
New England at Cleveland	1:00
New York Jets at Cincinnati	4:00
Philadelphia at New Orleans	12:00
Pittsburgh at Miami	1:00
San Diego at Seattle	1:00
San Francisco at Atlanta	1:00

MONDAY, OCT. 7

St. Louis at Washington	9:00
-------------------------	------

SUNDAY, OCT. 13 (6th Weekend)

Atlanta at Seattle	1:00
Buffalo at New England	1:00
Chicago at San Francisco	1:00
Cleveland at Houston	12:00
Denver at Indianapolis	12:00
Detroit at Washington	1:00
Kansas City at San Diego	1:00
L.A. Rams at Tampa Bay	1:00
Minnesota vs. Green Bay at Mil.	12:00
New Orleans at L.A. Raiders	1:00
N.Y. Giants at Cincinnati	1:00
Philadelphia at St. Louis	12:00
Pittsburgh at Dallas	12:00

MONDAY, OCT. 14

Miami at New York Jets	9:00
------------------------	------

SUNDAY, OCT. 20 (7th Weekend)

Cincinnati at Houston	12:00
Dallas at Philadelphia	1:00
Indianapolis at Buffalo	1:00
L.A. Raiders at Cleveland	1:00
L.A. Rams at Kansas City	12:00
New Orleans at Atlanta	1:00
N.Y. Jets at New England	4:00
St. Louis at Pittsburgh	1:00
San Diego at Minnesota	12:00
San Francisco at Detroit	1:00
Seattle at Denver	2:00
Tampa Bay at Miami	4:00
Washington at N.Y. Giants	1:00

MONDAY, OCT. 21

Green Bay at Chicago	8:00
----------------------	------

SUNDAY, OCT. 27 (8th Weekend)

Atlanta at Dallas	12:00
Buffalo at Philadelphia	1:00
Denver at Kansas City	12:00
Green Bay at Indianapolis	1:00
Houston at St. Louis	12:00
Miami at Detroit	1:00
Minnesota at Chicago	12:00
New England at Tampa Bay	1:00
N.Y. Giants at New Orleans	3:00
Pittsburgh at Cincinnati	4:00
San Francisco at L.A. Rams	1:00
Seattle at New York Jets	1:00
Washington at Cleveland	1:00

MONDAY, OCT. 28

San Diego at L.A. Raiders 6:00

SUNDAY, NOV. 3 (9th Weekend)Chicago at Green Bay 12:00
Cincinnati at Buffalo 1:00
Cleveland at Pittsburgh 1:00
Denver at San Diego 1:00
Detroit at Minnesota 12:00
Kansas City at Houston 12:00
L.A. Raiders at Seattle 1:00
Miami at New England 1:00
New Orleans at L.A. Rams 1:00
New York Jets at Indianapolis 4:00
Philadelphia at San Francisco 1:00
Tampa Bay at New York Giants 1:00
Washington at Atlanta 1:00**MONDAY, NOV. 4**

Dallas at St. Louis 8:00

SUNDAY, NOV. 10 (10th Weekend)Atlanta at Philadelphia 1:00
Cleveland at Cincinnati 1:00
Dallas at Washington 4:00
Detroit at Chicago 12:00
Green Bay at Minnesota 12:00
Houston at Buffalo 1:00
Indianapolis at New England 1:00
L.A. Raiders at San Diego 1:00
L.A. Rams at New York Giants 1:00
New York Jets at Miami 4:00
Pittsburgh at Kansas City 12:00
St. Louis at Tampa Bay 1:00
Seattle at New Orleans 12:00**MONDAY, NOV. 11**

San Francisco at Denver 7:00

SUNDAY, NOV. 17 (11th Weekend)Buffalo at Cleveland 1:00
Chicago at Dallas 12:00
Cincinnati at L.A. Raiders 1:00
Kansas City at San Francisco 1:00
Los Angeles Rams at Atlanta 1:00
Miami at Indianapolis 1:00
Minnesota at Detroit 4:00
New England at Seattle 1:00
N. Orleans vs. G. Bay at Mil. 12:00
Pittsburgh at Houston 12:00
St. Louis at Philadelphia 1:00
San Diego at Denver 2:00
Tampa Bay at New York Jets 1:00**MONDAY, NOV. 18**

N.Y. Giants at Washington 9:00

SUNDAY, NOV. 24 (12th Weekend)Atlanta at Chicago 12:00
Cincinnati at Cleveland 1:00
Denver at Los Angeles Raiders 1:00
Detroit at Tampa Bay 1:00
Green Bay at L.A. Rams 1:00
Indianapolis at Kansas City 3:00
Miami at Buffalo 1:00
New England at N.Y. Jets 1:00
New Orleans at Minnesota 12:00
New York Giants at St. Louis 3:00
Philadelphia at Dallas 3:00
San Diego at Houston 12:00
Washington at Pittsburgh 1:00**MONDAY, NOV. 25**

Seattle at San Francisco 6:00

THURSDAY, NOV. 28 (13th Weekend)(Thanksgiving Day)
New York Jets at Detroit 12:30
St. Louis at Dallas 3:00**SUNDAY, DEC. 1**Buffalo at San Diego 1:00
Cleveland at New York Giants 1:00
Denver at Pittsburgh 1:00
Houston at Cincinnati 1:00
Kansas City at Seattle 1:00
L.A. Raiders at Atlanta 4:00
L.A. Rams at New Orleans 12:00
Minnesota at Philadelphia 1:00
New England at Indianapolis 1:00
San Francisco at Washington 4:00
Tampa Bay at Green Bay 12:00**MONDAY, DEC. 2**

Chicago at Miami 9:00

SUNDAY, DEC. 8 (14th Weekend)Atlanta at Kansas City 12:00
Cleveland at Seattle 1:00
Dallas at Cincinnati 1:00
Detroit at New England 1:00
Indianapolis at Chicago 12:00
Los Angeles Raiders at Denver 2:00
Miami at Green Bay 12:00
New Orleans at St. Louis 12:00
New York Giants at Houston 3:00
New York Jets at Buffalo 1:00
Pittsburgh at San Diego 6:00
Tampa Bay at Minnesota 3:00
Washington at Philadelphia 1:00**MONDAY, DEC. 9**

L.A. Rams at San Francisco 6:00

SATURDAY, DEC. 14 (15th Weekend)Chicago at New York Jets 12:30
Kansas City at Denver 2:00**SUNDAY, DEC. 15**Buffalo at Pittsburgh 1:00
Cincinnati at Washington 1:00
Green Bay at Detroit 1:00
Houston at Cleveland 1:00
Indianapolis at Tampa Bay 1:00
Minnesota at Atlanta 1:00
New York Giants at Dallas 12:00
Philadelphia at San Diego 1:00
St. Louis at Los Angeles Rams 1:00
San Francisco at New Orleans 12:00
Seattle at L.A. Raiders 1:00**MONDAY, DEC. 16**

New England at Miami 9:00

FRIDAY, DEC. 20 (16th Weekend)

Denver at Seattle 5:00

SATURDAY, DEC. 21Pittsburgh at New York Giants 12:30
Washington at St. Louis 3:00**SUNDAY, DEC. 22**Atlanta at New Orleans 12:00
Buffalo at Miami 1:00
Chicago at Detroit 1:00
Cincinnati at New England 1:00
Cleveland at New York Jets 1:00
Dallas at San Francisco 1:00
Green Bay at Tampa Bay 1:00
Houston at Indianapolis 4:00
Philadelphia at Minnesota 12:00
San Diego at Kansas City 12:00**MONDAY, DEC. 23**

L.A. Raiders at L.A. Rams 6:00

GTE'S THE NAME. COMMUNICATION'S OUR GAME.



GTE'S TEAM AT TEXAS STADIUM.

GTE. THE FIRST STRING.

For days before the opening whistle, the GTE game plan is going strong. Our first-string players are installing and testing phones for the press box, coin and emergency phones for the fans, special circuits for the radio broadcast, sideline phones for the coaches and players, video and audio equipment for the television networks.

Thirteen years and a perfect record. GTE and the Dallas Cowboys. Because in all that time not one single second of Cowboy excitement has ever missed being broadcast from Texas Stadium to football fans across America. Because General Telephone is part of one of the world's leading telecommunications companies.

That's why we're pro's in Business Phone Systems, too. From small office systems to sophisticated datacom networks, GTE has the products, skills, and people to help you score in the competitive business game. High-speed satellite transmissions or a phone system that's expandable from 60 phones to 60,000 — we match your growth needs stride for stride.

We're in the Communications business to help your business. We'll huddle with you in choosing the right system. And our expert technicians will be on your team, giving you the best in service and attention through whole seasons of quality telecommunications.

**Business
Phone Systems**

GTE

1-800-527-0529